



«|12-13|» PHOENIX SUNS  
MEDIA GUIDE



# Phoenix Suns 2012-2013 Schedule



## OCTOBER 2012

SUN	MON	TUES	WED	THUR	FRI	SAT
	1	2	3	4	5	6
7	8	9	10 @SAC 7 PM PRESEASON	11	12 POR 7 PM PRESEASON	13
14	15	16	17 @DAL 5:30 PM PRESEASON	18 @OKC 5 PM PRESEASON	19	20
21	22 SAC 7 PM PRESEASON	23 @GS 7:30 PM PRESEASON	24	25	26 DEN 7:30 PM PRESEASON	27
28	29	30	31 GS 7 PM FSAZ			

## NOVEMBER 2012

SUN	MON	TUES	WED	THUR	FRI	SAT
				1	2 DET 7 PM FSAZ	3
4 @ORL 4 PM FSAZ	5 @MIA 5:30 PM FSAZ	6	7 @CHA 5 PM FSAZ	8	9 CLE 7 PM FSAZ	10 @UTA 7 PM FSAZ
11	12 DEN 7 PM FSAZ	13	14 CHI 7 PM FSAZ	15	16 @LAL 8:30 PM FSAZ	17 MIA 7 PM FSAZ
18	19	20	21 POR 7 PM FSAZ	22	23 NO 7 PM FSAZ	24
25 @PHI 4 PM FSAZ	26	27 @CLE 5 PM FSAZ	28 @DAL 5:30 PM FSAZ	29	30 @TOR 5 PM FSAZ	31

## DECEMBER 2012

SUN	MON	TUES	WED	THUR	FRI	SAT
						1
2 @NY 10 AM FSAZ	3	4 @MEM 6 PM FSAZ	5	6 DAL 8:30 PM FSAZ	7	8 @LAC 1:30 PM FSAZ
9 ORL 6 PM FSAZ	10	11	12 MEM 7 PM FSAZ	13	14 UTA 7 PM FSAZ	15
16	17 SAC 7 PM FSAZ	18	19 CHA 7 PM FSAZ	20	21	22 @POR 8 PM FSAZ
23 LAC 6 PM FSAZ	24	25	26 NY 7 PM FSAZ (HOLIDAY)	27	28 @IND 5 PM FSAZ	29 @MIN 6 PM FSAZ
30	31 @OKC 6 PM FSAZ					

## JANUARY 2013

SUN	MON	TUES	WED	THUR	FRI	SAT
		1	2 PHI 7 PM FSAZ	3	4 UTA 7 PM FSAZ	5
6 MEM 6 PM FSAZ	7	8 @MIL 6 PM FSAZ	9 @BOS 5:30 PM FSAZ	10	11 @BRK 5:30 PM FSAZ	12 @CHI 6 PM FSAZ
13	14 OKC 7 PM FSAZ	15	16 MIL 7 PM FSAZ	17	18	19
20	21	22	23 @SAC 8 PM FSAZ	24 LAC 8:30 PM FSAZ	25	26 @SAN 6:30 PM FSAZ
27 @DAL 5:30 PM FSAZ	28	29	30 LAL 8:30 PM FSAZ	31		

## FEBRUARY 2013

SUN	MON	TUES	WED	THUR	FRI	SAT
					1 DAL 7 PM FSAZ	2 @GS 8:30 PM FSAZ
3	4	5 @MEM 6 PM FSAZ	6 @NO 6 PM FSAZ	7	8 @OKC 6 PM FSAZ	9
10 OKC 6 PM FSAZ	11	12 @LAL 8:30 PM FSAZ	13	14	15 NBA ALL-STAR	16 NBA ALL-STAR
17	18 NBA ALL-STAR	19 @POR 8 PM FSAZ	20 @GS 8:30 PM FSAZ	21	22 BOS 7 PM FSAZ	23
24 SAN 6 PM FSAZ	25	26 MIN 7 PM FSAZ	27 @SAN 6:30 PM FSAZ	28		

## MARCH 2013

SUN	MON	TUES	WED	THUR	FRI	SAT
					1 ATL 7 PM FSAZ	2
3	4	5	6 TOR 7 PM FSAZ	7	8 @SAC 8 PM FSAZ	9 HOU 7 PM FSAZ
10	11 DEN 7 PM FSAZ	12	13 @HOU 5 PM FSAZ	14	15 @ATL 4:30 PM FSAZ	16 @WAS 4 PM FSAZ
17	18 LAL 7 PM FSAZ	19	20 WAS 7 PM FSAZ	21	22 MIN 7 PM FSAZ	23
24 BRK 6 PM FSAZ	25	26	27 @UTA 6 PM FSAZ	28 SAC 7 PM FSAZ	29	30 IND 7 PM FSAZ (HOLIDAY)
31						

## APRIL 2013

SUN	MON	TUES	WED	THUR	FRI	SAT
	1	2	3 @LAC 7:30 PM FSAZ	4	5 GS 7 PM FSAZ	6
7	8 NO 6 PM FSAZ	9 @HOU 5 PM FSAZ	10 @DAL 5:30 PM FSAZ	11	12	13 @MIN 5 PM FSAZ
14	15 HOU 7 PM FSAZ	16	17 @DEN 5 PM FSAZ	18	19	20

HOME GAMES AWAY GAMES

ALL GAMES BROADCAST IN HD | ALL GAMES CARRIED ON ARIZONA SPORTS 620  
| ALL TIMES LISTED ARE LOCAL PHOENIX TIMES | ALL HOME GAMES CARRIED  
IN SPANISH ON KSUN 1400 AM SCHEDULES, DATES AND TIMES ARE SUBJECT  
TO CHANGE | VISIT SUNS.COM FOR THE MOST UP-TO-DATE SCHEDULE INFORMATION.



ticketmaster



PRESENTED BY  
CASINO ARIZONA

SUNS.COM + 602-379-SUNS

# Table of Contents

## MEDIA

- 2 .....Media Information
- 3 .....Media Directory
- 4 .....NBA 2012-13 Key Dates

## PERSONNEL

- 6-7 .....Team Directory
- 8 .....Robert Sarver
- 10 .....Sam Garvin
- 11 .....Jason Rowley
- 12 .....Lon Babby
- 13 .....Lance Blanks
- 14-16 .....Executive Staff
- 17-21 .....Front Office Staff
- 22 .....The Gorilla/Suns Dancers
- 23-24 .....Suns Broadcasting
- 25-29 .....Basketball Operations Staff

## PLAYERS

- 32-60 .....Player Bios
- 61 .....Roster/Pronunciation Guide
- 62-64 .....Ring of Honor

## 2011-12 IN REVIEW

- 66 .....NBA Standings/Playoff Results
- 67 .....NBA Team Statistics
- 68 .....NBA Award Winners
- 69 .....Suns Final Statistics
- 70-71 .....Suns Game-by-Game Results
- 72-73 .....Key Dates
- 74-75 .....Suns Miscellaneous Statistics
- 75 .....Games Missed Due to Injury
- 76 .....Team Highs and Lows

## RECORDS

- 78-80 .....Suns Individual Records
- 80-82 .....Suns Team Records – Highs
- 82-83 .....Suns Team Records – Lows

## RECORDS (continued)

- 84 .....Suns Top Nights
- 85-86 .....Opponents Individual Records
- 87-88 .....Opponents Team Records – Highs
- 89 .....Opponents Team Records – Lows
- 90 .....Opponents Top Nights
- 91-98 .....Phoenix Arena Records
- 99 .....Regular Season Records
- 100 .....Career Regular Season Leaders
- 101-103 .....Year-by-Year Leaders
- 104-107 .....Record Breakdowns
- 108-109 .....Streaks and Extremes
- 110-111 .....Suns Honor Roll
- 112 .....Coaches Records
- 113-114 .....Attendance Records

## HISTORY

- 116-117 .....Fantastic Story
- 118-205 .....Year-by-Year Results
- 206-240 .....All-Time Roster
- 241-250 .....Year-by-Year Transactions
- 251-254 .....Draft History

## PLAYOFFS

- 256-262 .....All-Time Playoff Results
- 263 .....Suns Career Playoff Leaders
- 264-265 .....Suns Playoff Records
- 266-267 .....Opponent Playoff Records
- 268 .....All-Time Playoff Breakdown

## OPPONENTS

- 270 .....NBA Offices
- 271 .....NBA D-League
- 272-329 .....NBA Teams

## COMMUNITY RELATIONS/USAC

- 330-331 .....Suns Community Relations
- 332 .....NBA Cares
- 333-334 .....US Airways Center

Executive Editor: Julie Fie

Editor: Vince Kozar

Associate Editors: DC Headley, Sherry Reed, Bret Burchard

Printing by Prisma Graphic

Layout by Page One Productions, Inc.

Photography by Barry Gossage, P.A. Molumby, NBA Photos and file photos

Special thanks to: Bob Sertich, Tyler Sumrok, John Olson, Ashley Moore, Elias Sports Bureau

All NBA and team insignias depicted in this publication are the property of NBA Properties, Inc. and the respective teams, and may not be reproduced for commercial purposes without the prior written consent of NBA Properties, Inc. The information contained in this publication was compiled by the Phoenix Suns and is provided as a courtesy to the press and our fans and may be used only for personal or editorial purposes. Any commercial use of this information is prohibited without the prior written consent of the Phoenix Suns.



# Media Information

As the Phoenix Suns welcome the beginning of their 45th NBA season, the 2012-13 campaign is sure to provide many exciting moments. Entering the club's 21st season of basketball action at US Airways Center, the arena remains one of the most accessible in the league. In an effort to continue the Suns tradition of providing the best professional working environment, please note the following guidelines.

Media credentials are issued to working media only. All season and single-game credential holders should enter through the northeast entrance off 3rd Street and Jefferson. Media will call opens two and one-half hours prior to the game. All credentials are non-transferable, and any unauthorized use will subject bearer to ejection from the US Airways Center and confiscation of the pass. **A photo identification will be required to pick up your credential.**

Individual game credentials should be requested through the Suns' Basketball Communications department (phone: (602) 379-7960; fax: (602) 379-7908) a minimum of 36 hours prior to game time or by noon Friday for all Saturday, Sunday and Monday contests. Passes will not be issued on game day. Only requests confirmed via phone or e-mail by the Basketball Communications department will be honored.

Credentials are good for admittance to the arena, media room and both locker rooms. Both the Suns and visiting locker rooms will be open 90 minutes before tip-off until 45 minutes before the game and then again 10 minutes after the game. Coach Gentry's post-game press conference starts approximately 10 minutes after the game. Your cooperation is asked in maintaining a working atmosphere. Absolutely NO autographs allowed during media access periods and NO cell phone use is allowed in the locker room.

Photo credentials will be issued in the same manner as other passes. Weekly papers and magazines on assignment may obtain passes by having the photo editor request a single-game credential. It is club and NBA policy NOT to allow freelance photographers access. ALL photographers must have an armband in order to gain floor access. The armbands can be obtained at the media will call check in.

Several communal telephones will be provided, but if you should need a designated phone for your own use, it should be ordered through Kevin Pires at the US Airways Center (602) 379-2094. The Suns provide wireless service both courtside and in the working press room. A password to access the wireless service should be obtained from our game night staff in the working press room.

Parking is available at the Chase Field parking lot just south of 4th St. and Jackson.


It is our sincere hope that this outline of procedures and guidelines will assist you in your coverage of the National Basketball Association at the US Airways Center. Please call the Basketball Communications department if you need additional assistance.



Julie Fie  
Vice President  
(602) 379-7916  
jfie@suns.com



DC Headley  
Manager  
(602) 379-7960  
dcheadley@suns.com



Vince Kozar  
Manager  
(602) 379-7994  
vkozar@suns.com



Bret Burchard  
Coordinator  
(602) 514-8305  
bburchard@suns.com



Sherry Reed  
Assistant to VP  
(602) 379-7920  
sreed@suns.com



## Media Directory



**Paul Coro**  
Arizona Republic

### NEWSPAPERS

#### The Arizona Republic/AZ Central Sports

200 E. Van Buren, Phoenix, AZ 85004  
(602) 444-8641, FAX (602) 444-8686  
Paul Coro (beat)  
Dan Bickley, Paola Boivin,  
Bob Young (columnists)  
Doug Haller (writer)  
Mark Faller (sports editor)  
Jay Dieffenbach (asst. sports editor)

#### Arizona Daily Star

4850 S. Park Ave., Tucson, AZ 85719  
(520) 573-4145, FAX (520) 573-4149  
Patrick Finley (writer)  
Greg Hansen (columnist)  
Shannon Conner (sports editor)

#### Casa Grande Dispatch

P.O. Box 15002, Casa Grande, AZ 85230  
(520) 836-7461, FAX (520) 836-0343  
Ed Petruska (sports editor)

### WIRE SERVICES

#### Associated Press

1850 N. Central Ave., #640, Phoenix, AZ 85004  
(602) 258-8934, FAX (602) 254-9573  
Bob Baum, John Marshall (writers)

### TEAM BROADCASTERS

#### KTAR 620 AM – Flagship

201 E. Jefferson St., Phoenix, AZ 85004  
(602) 379-7900  
Al McCoy (play-by-play)  
Tim Kempton (color)  
Jeff Munn (alternate play-by-play)

#### FOX Sports Arizona Television

201 E. Jefferson St., Phoenix, AZ 85004  
(602) 257-8911  
Steve Albert (play-by-play)  
Eddie Johnson, Ann Meyers Drysdale (color)  
Dan Siekmann (director)  
Bob Adlhoch (producer/director)  
David Hughes (producer)  
Tom Leander (pregame/halftime host)  
Tom Chambers (pregame/halftime co-host)  
Kevin Ray (sideline reporter)

#### KSUN 1400 AM (Spanish)

714 N. 3rd St., Phoenix, AZ 85004  
(602) 252-0030  
Ivan Valenzuela (play-by-play)  
Gerardo Romo (color)

### RADIO

#### Arizona Sports 620 KTAR

5300 N. Central Ave., Phoenix, AZ 85012  
(602) 274-6200  
Ryan Hatch (program director)  
Jon Bloom (pre/postgame host)  
John Gambadoro, Dave Burns (show hosts)  
Doug Franz, Ron Wolfley (show hosts)  
Craig Grialou, Kyndra de St. Aubin (reporters)  
Jeremy Foster, Rodney Lakin (producers)

#### XTRA SPORTS 910 AM

4686 E. Van Buren St., Phoenix, AZ 85008  
(602) 374-6000  
Neil Larrimore (program director)  
Dan Bickley, Mike Jurecki (show hosts)  
Mike Bauer (producer)

#### THE FAN 1060 AM KDSU

1900 W. Carmen, Tempe, AZ 85283  
(480) 838-0400  
Angle Velasquez (program director)  
Bob Kemp (show host)  
Dan Manucci, Mike Muraco (show hosts)  
Rich Gray, Veronica Padilla (reporters)  
Shawn Crespin (producer)

#### ARIZONA NEWS RADIO NETWORK

14605 N. Airport Dr., Ste. 365  
Scottsdale, AZ 85260  
(480) 998-2037  
George Tanner, Jeff Scott (reporters)

#### KFYI 550 AM

4686 E. Van Buren St., Phoenix, AZ 85008  
(602) 374-6000  
Paul Hansen (reporter)

### TELEVISION

#### FOX Sports Arizona

455 N. 3rd St., #290, Phoenix, AZ 85004  
(602) 257-9500, FAX (602) 251-8997  
Jody Jackson, Todd Walsh (reporters)  
Josh Kelman, Tom Elsner (producers)

#### KNXV-TV (ABC, Ch. 15)

515 N. 44th St., Phoenix, AZ 85008  
(602) 273-1500, FAX (602) 685-6363  
Craig Foulhy (director/anchor)  
Paul Calvisi (reporter)  
Shannon Richards (producer)

#### KPHO-TV (CBS, Ch. 5)

4016 N. Black Canyon, Phoenix, AZ 85017  
(602) 650-0775, FAX (602) 650-0761  
Joe Pequeno, Mark McClune (anchors/reporters)  
Carlos Baca (producer)

#### KPNX-TV (NBC, Ch. 12)/AZ Central Sports

1101 N. Central Ave., Phoenix, AZ 85004  
(602) 257-6661, FAX (602) 257-6619  
Kevin Hunt (anchor)  
Bruce Cooper (anchor/reporter)  
Todd Kelly (coordinating producer)  
Brandon Velaski, Jake Knapp, Chris Peterson (producers/photographers)

#### KSAZ-TV (FOX, Ch. 10)

511 W. Adams, Phoenix, AZ 85003  
(602) 262-5124, FAX (602) 262-0435  
Chris Katsaras (executive producer)  
Jude LaCava (director/anchor)  
Gayle Jansen, Richard Saenz (reporters)  
Jeff Lake, Mark Malerich (producers)

#### KTVK-TV (Ind., Ch. 3)

5555 N. 7th Ave., Phoenix, AZ 85013  
(602) 207-3476, FAX (602) 207-3415  
Tim Ring (director/anchor)  
Tyler Baldwin (reporter)

#### TELEMUNDO, KTAZ, TV 39

4625 S. 33rd Pl., Phoenix, AZ 85040  
(602) 268-2648  
Patricia Batres (reporter)

#### UNIVISION, KTVW, TV 33

6006 S. 30th St., Phoenix, AZ 85042  
(602) 232-3500  
Felipe Corral (director/reporter)

### TUCSON TELEVISION

#### KGUN-TV (ABC, Ch. 9)

7280 Rosewood St., Tucson, AZ 85710  
(520) 722-5486, FAX (520) 733-7062  
Dave Silver (director)  
Jake Knapp (reporter)

#### KOLD-TV (CBS, Ch. 13)

7831 N. Business Park Dr., Tucson, AZ 85743  
(520) 744-6397, FAX (520) 744-5235  
Damien Alameda (director)  
Dave Cooney (weekend)  
David Kelly (reporter)

#### KVOA-TV (NBC, Ch. 4)

209 W. Elm, Tucson, AZ 85743  
(520) 624-2477, FAX (520) 884-4644  
Ryan Recker (director)

# NBA 2012-13 Key Dates

<b>October 30</b>	2012-13 Season Tips Off
<b>January 7</b>	10-day Contracts can now be signed
<b>January 10</b>	All Contracts are guaranteed for remainder of the season
<b>February 15-17</b>	2013 NBA All-Star (Houston)
<b>February 21</b>	2013 NBA Trade Deadline (3 p.m. ET)
<b>April 10-13</b>	Portsmouth Invitational Tournament (Portsmouth, VA)
<b>April 17</b>	Regular Season ends
<b>April 20</b>	2013 NBA Playoffs begin
<b>April 28</b>	NBA Draft Early Entry Eligibility Deadline (11:59 p.m. ET)
<b>May 7</b>	Conference Semifinals begin (possible move-up to May 6)
<b>May 21</b>	2013 NBA Draft Lottery
<b>May 22</b>	Conference Finals begin (possibly move-up to May 21)
<b>June 6</b>	The Finals begin (possible move-up to June 4)
<b>June 17</b>	NBA Draft Early Entry Withdrawal Deadline (5 p.m. ET)
<b>June 20</b>	Last possible date for 2013 NBA Finals (possible move-up to June 18)
<b>June 27</b>	2013 NBA Draft



**PERSONNEL**



# Team Directory

## OWNERSHIP

Managing Partner: Robert Sarver  
Vice Chairman: Andrew Kohlberg  
Vice Chairman: Jahm Najafi  
Vice Chairman: Sam Garvin

## EXECUTIVE TEAM

President: Jason Rowley  
President, Basketball Operations: Lon Babby  
Executive Vice President, Finance & Administration: Jim Pitman  
Sr. Executive Vice President: Harvey Shank  
Sr. Vice President, Broadcasting: Al McCoy  
Sr. Vice President, Marketing Partnerships: Lynn Agnello  
Sr. Vice President, Communications & Public Affairs: Tanya Wheelless  
Sr. Vice President Ticket Operations & GM,  
Sports & Entertainment Services: Ralph Marchetta  
Vice President, Sales: Jeff Ianello

## BASKETBALL OPERATIONS

President, Basketball Operations: Lon Babby  
General Manager: Lance Blanks  
Director, Player Personnel: John Treloar  
Vice President, Player Programs: Mark West  
Director, Basketball Administration: Trevor Bukstein  
Director, Team Security: Charles Bayfield  
Special Assistant: Trennis Jones  
Team Services Coordinator/ Player Liaison: Joyce Ponder  
Head Coach: Alvin Gentry  
Assistant Coaches: Igor Kokoskov: Dan Majerle, Elston Turner  
Assistant Coach/Advance Scout: Noel Gillespie  
Player Development Coordinator: Lindsey Hunter  
Player Development Coach: Corey Gaines  
Video Coordinator: Elvis Valcarcel  
Assistant Video Coordinator: Nick U'Ren  
Head Athletic Trainer: Aaron Nelson  
Assistant Athletic Trainer/  
Strength & Conditioning Coach: Mike Elliott  
Assistant Athletic Trainer: Tom Maystadt  
Performance Recovery Consultant: Tyler Wallace  
Equipment Manager: Jay Gaspar  
Assistant Equipment Manager: Eric Hallman  
Head Pro Personnel Scout: Bubba Burrage  
Pro Personnel Scout: Brent Haskins  
Director, International Scouting: Kornel David  
Scout: Andrew Kennedy, John Shumate  
Analytics Consultant: Dr. Stephen Ilardi  
Analytics Assistant: John Ezekowitz, Louis Lehman

## MEDICAL STAFF

Head Team Physician (Orthopedist): Dr. Tom Carter  
Team Physician (Internal Medicine): Dr. Tom Fiel  
Cardiologist: Dr. Tim Byrne  
Chiropractor: Dr. Monte Hessler  
Dentist: Dr. John Badolato  
Dermatologist: Dr. William Ko  
Ophthalmologist: Dr. Jay Schwartz  
Otolaryngology (ENT): Dr. Ryan Rehl  
Podiatrist: Dr. Ryan Golub  
Psychiatrist: Jay McCoy  
Surgeon: Dr. V "Bob" Evani

## ADMINISTRATIVE STAFF/EXECUTIVE STAFF

Exec. Asst. to Managing Partner, President,  
Basketball Operations, & General Manager: Jacques Alonzo  
Executive Assistant: Gloria Santa Cruz  
Suns Receptionists: Ceola Coaston, Jan Forshee  
Manager, Administrative Services: Gerri Sandy  
Staff Assistant: Donald Dangmuk

## BASKETBALL COMMUNICATIONS

Vice President, Basketball Communications: Julie Fie  
Basketball Communications Manager: DC Headley, Vince Kozar  
Basketball Communications Coordinator: Bret Burchard  
Administrative Assistant: Sherry Reed

## MARKETING PARTNERSHIPS

Vice President, Marketing Partnerships: Matthew Wright  
Vice President, Marketing Partnerships Activation: Scott Horowitz  
Sr. Director, Sales: Dan Costello  
Sr. Director, Sales: Carlissa Henry  
Account Executive: Ian Foss, Monica Prince, Michael Shockley  
Database Business Manager: Blake Holmes  
Digital Sales Executive: Mandy Medsker  
Sr. Director, Activation: Devney Preuss  
Sr. Partnership Activation Specialist: Nicole Taylor  
Partnership Activation Specialist: Jorge Aguirre, Jen Clark,  
Kyra Joiner, Amber Pensky  
Traffic Manager: Benicia Thompson  
Accounting Manager: Sandra Vega  
Promotions Manager: Megan Montgomery  
Director, Creative Design: Angela Woods  
Creative Design Manager: Cheyenne Lopez  
Senior Graphic Designer: Zach Colman  
Graphic Designer: Ashley Moore  
Creative Coordinator/Jr. Designer: Emily Schramm  
Executive Assistant to the Sr. VP: April Johnson

## SALES & GUEST EXPERIENCE

Sr. Director, Suite Sales & Experience: Geoff Budoff  
Suite Premium Sales Manager: Kevin Stevenson  
Account Executive, Suite Sales: Collin Krickl  
Suite Experience Specialist: Melissa Fender, Michael Pettit  
Director, Sales: Bob Hamer  
Account Executive, Premier Sales & Service: Travis Campbell,  
Tyson Christensen, Khalif Fortune, Kyle Potttinger, Josh Wein  
Sr. Director, Guest Experience: Kyle Hudson  
Account Experience Specialist: Chris Baugh, Julie Bohling, Chris  
Moran, Ian Solomon, Sabrina Wallasch  
New Business Development Manager: Dave Baldwin  
Season Sales Manager: Jordan Lopez  
Account Executive, Season Sales: Chris Fraterriero,  
Graham Greytak, Joe McLean  
Group Sales Manager: Eric Little  
Sr. Account Executive, Group Sales: David Segal  
Account Executive, Tourism Ticket Sales: Collin Mills  
Account Executive, Group Sales: Lauren Hallam, Britni Henderson,  
Lisa Wilson  
Director, Premium Client Services: Chris Montgomery  
Sales & Service Coordinator: Kelsey Freese, Courtney Giovanni

## PUBLIC RELATIONS

Public Relations Manager: Casey Taggatz  
Public Relations Coordinator: Rebecca Clark, Kandace Hurdle

## PHOENIX SUNS CHARITIES

Executive Director: Robin Milne  
Director, Suns Charities: Sarah Krahenbuhl  
Administrative Assistant: Britta O'Connor

## COMMUNITY RELATIONS

Director, Community Relations: Chris Mallory  
Community Relations Coordinator: Rachel Martin  
Mascot Coordinator: Meredith Painter, Bob Woolf  
Program Director, Jr. Suns/Jr. Mercury: Mark Gretter

## GAME ENTERTAINMENT

Vice President, Game Entertainment: Kip Helt  
Game Entertainment Manager: Shaun Stanhibel  
Game Entertainment Coordinator: Steve Friesen  
Suns Dancers Manager: Taryn Carmichael  
SunsVision Director: Rob Hart  
SunsVision Editor: Martin Flores  
SunsVision Producer: Kevin Bonham, Steven Mitchell  
Gorilla Assistant: Steve Heck  
Music Operator: Shawn Crespin

## MARKETING

Sr. Director, Marketing: Nina Daily  
Marketing Manager: Rita Rabbani, Allison Stafne  
Marketing Coordinator: Allie Dicken

## SUNS DIGITAL

Vice President, Digital: Jeramie McPeak  
Digital Analytics Manager: Dan Hilton  
Digital Content Producer: Brad Faye, Stefan Swiat  
Digital Video Producer: Colin Kelly  
Digital Content Editor: Aaron Seidnitz  
Social Media Specialist: Greg Esposito  
Photo Archivist: John Olson  
Assistant Photo Archivist: Neal Walk

## SUNS PRODUCTION

Vice President, Broadcasting: Dan Siekmann  
Executive Producer: Bob Adlhoch  
Chief Engineer: Roger Dunn  
Sr. Producer: Marc Goldberg, David Hughes  
Producer: Nick Williams  
Pre-Game Show Producer: Robby Gabrielli  
Sr. Videographer: David Grapentine  
Videographer: Paden Wigness  
Editor: Tommy Arguelles

## TELEVISION

Play-by-Play: Steve Albert  
Studio Host: Tom Chambers, Tom Leander  
Color Analyst: Ann Meyers Drysdale, Eddie Johnson

## RADIO

Arizona Sports 620, Play-by-Play: Al McCoy  
Color Analyst: Tim Kempton  
KSLN 1400 AM (Spanish), Play-by-Play: Ivan Valenzuela  
Color Analyst: Arturo Ochoa

## LEGAL

Corporate Counsel: Courtney Mason  
Sr. Paralegal & Contract Manager: Melissa Flores

## INFORMATION TECHNOLOGY

Vice President, Information Technology: Bill Bolt  
IT Events Coordinator/Network Manager: Michael McDonald  
Help Desk Manager/Administrative Support: Michelle Cassata  
Systems Manager/Database Support: Paul Scott  
Telecommunications Manager: Kevin Pires

## FINANCE

Vice President, Finance: Jon Phillips  
Director, Financial Planning: Zaheer Benjamin  
Director, Payroll Services: Sheila Yammer  
Controller: Aaron Jerz  
Assistant Controller: Andrew Anthony  
Reporting Analyst: Edward Kendralla  
Accounting Manager: Bridget Black, Debbie Gelvin  
Payroll Tax Accountant: Terry Garza

Payroll Accounting Coordinator: Anna Heffron  
Payroll Specialist: Terri Galloway  
Sr. Accountant: Jed Richmond  
Payroll/Accounting Tax Analyst: Lisa Leung  
Accounting Clerk: Megan Casenhiser

## US Airways Center

### ARENA OPERATIONS

Vice President, Facility Management: Alvan Adams  
Director, Engineering: Ed Addison  
Sr. Conversion Manager: Anthony Lee  
Audio Manager: Carson Price  
Audio Engineer: Steve Anderson  
Video Manager: Paul Wolfe  
Video Engineer: Joe Guzman  
Administrative Assistant: Teri Ferguson  
Director, Event Operations: Jim Bochenek  
Sr. Event Manager: Sarah Schock  
Event Manager: Marlo McKinley, Jennifer Patel  
Disability Services Manager: Nanette Bowles  
Facility Services Manager: Hector Dorame  
Suite Services Manager: Trent Dutry  
Guest Services Manager: Paul Robb  
Guest Relations Manager: Jay Garcia  
Director, Security: Jon Bloom  
Event Security Coordinator: Taryn Aguilera, Mark Posey  
Safety & Security Administrative Assistant: Dawn Phillips  
Director, Traffic Support: Woodie Browder  
Traffic Support Manager: Mark Dora, JD Hannah  
Administrative Assistant: Veronica Aguilera  
Director, Booking: Nick Vaerewyck  
Mail & Print Center Manager: David Case  
Mail Center Technician: Alex Dangmuk, Jesse Echavarria

### TICKET OPERATIONS

Director, Ticket Operations: Daren Mitch  
Director, Ticket Administration: Connie Rohrman  
Assistant Director, Suns Ticketing: Jeff Marcusen  
Season Ticket Account Manager: Esther Wojtulewicz  
Ticket Accounting Supervisor: Paulene Tullie  
Assistant Ticket Manager: Daniel Serna

### HUMAN RESOURCES

Director, Human Resources: Karen Rausch  
Employment Manager: Jonathan Tellez  
Benefits Specialist: Patricia Tejeda  
Administrative Assistant: Jennifer Turner

### GAME NIGHT PERSONNEL, ASSISTANTS & STATISTICAL CREW

NBA Photos: Barry Gossage  
Official Timer: Fred Ciarico, Dana Smith  
24-Second Clock Operator: Mike Orcutt  
Scoreboard Operator: Doug King, Rich Showers  
Director, Statistical IDS: Ron Amstutz  
Statistics Crew: Floyd Agosta, Brian Hill, Jeff Hosterman  
Broadcast Statistician: Michael Brenner, Jim Brewer,  
Eric Hodgson, Jeff Stanlis  
Press Room Host: Marcy Cookman  
Official Scorer: Jerry Heck  
Game Night Assistants: Jordan Armstrong, Lori Cook, Marcus Espinoza, Christopher Lambert, Sue Laskovsky, Blake Walker

### Other Information

Home Court: US Airways Center (18,422), opened 1992  
Address: 201 E. Jefferson Street, Phoenix, AZ 85004  
Game Times: 7 p.m., 6 p.m. on Sundays (most games)  
Team Colors: Purple, Orange & Black  
Ticket Office: (602) 379-7867  
Executive Office: (602) 379-7900  
Executive Office FAX: (602) 379-7990  
Basketball Communications: (602) 379-7920  
Basketball Communications FAX: (602) 379-7908  
Business Communications: (602) 379-7915  
US Airways Center Executive Office: (602) 379-2000  
Internet E-Mail Addresses: (first initial, last name@sunson.com)

# Robert Sarver

## Managing Partner



Robert Sarver is not simply the managing partner of Arizona's original sports franchise. The Tucson native and Valley resident is a successful businessman and a committed philanthropist, husband and father with a lifelong passion for basketball, the Suns, the state of Arizona, and – above all – winning.

### THE OWNER

As an 8-year-old boy, Robert Sarver attended his first Phoenix Suns basketball game after receiving tickets as a birthday gift from Donald Diamond, one of the franchise's original owners. Thirty-five years later in 2004, Sarver became the majority owner of one of the NBA's model franchises, assembling a group of investors that purchased the Suns, the WNBA's Phoenix Mercury, and the operating rights to US Airways Center.

In eight years under Sarver's leadership, the Suns have enjoyed virtually unparalleled success on the court. Phoenix owns the third-best record in the NBA since the start of the 2004-05 season (.405-235, .633). His tenure includes three appearances in the Western Conference Finals and two of the three 60-win seasons in the franchise's 44-year history. With his goal to create sustained success, the Suns' payroll increased in each of Sarver's first five seasons as owner, and ranked in the top 10 in the league in three of those campaigns and three of the last five seasons.

Sarver's passion for winning extends beyond the men's game. His continued commitment to the WNBA in Phoenix has resulted in the Mercury winning two league championships in 2007 and 2009. The Mercury have made have four Western Conference Finals appearances in the last six seasons. In 2009, the Mercury partnered with Tempe-based LifeLock and became the first team in NBA or WNBA history to secure a corporate-branded jersey.

Guided by his stated mission, the Suns and Mercury organizations are industry leaders in business innovation and community outreach and involvement.

Sarver is a member of the NBA's Board of Governors, Labor Relations Committee, Advisory Finance Committee, and Audit and Compensation Committee.

### THE BUSINESSMAN

Sarver is the Chairman and CEO of Western Alliance Bancorporation, which has \$7 billion in assets and does business in Arizona, California, Nevada and Colorado. Western Alliance is the largest financial institution headquartered in Arizona. The company recently moved to the CityScape tower across the street from US Airways Center. More than 200 of the company's 1,000 employees are in Phoenix. Despite tough economic times, the bank has written more than \$1 billion in local business and real estate loans in Arizona over the last three years, and has continued to be one of the most active small business lenders in Arizona. The bank also financed the retail component of CityScape, demonstrating his commitment to the continued renaissance of downtown Phoenix.

Sarver is the co-founder of Southwest Value Partners, a 25-year-old contrarian real estate fund. He has served as a director of SkyWest Airlines since 2000 and Phoenix-based Meritage Corporation since 1996.

After the passing of his father, Jack, and with very little start-up capital, Sarver founded National Bank of Tucson in 1984, becoming the youngest person ever to found a national bank. Robert served as the company's president until its sale in 1994.



## THE PHILANTHROPIST

Sarver's ever-growing philanthropic efforts focus not simply on worthy causes but also giving back to Arizona and its local communities, both through Phoenix Suns Charities and his own personal contributions.

Under Sarver's leadership, Phoenix Suns Charities has made approximately \$7 million in donations to local non-profits. Most recently, PSC handed out over \$1 million in grants and scholarships to 120 non-profit organizations in 2012. And, most notably, Sarver has spear-headed SunsCentral, the team's adoption of an inner-city high school in an effort to dramatically affect the graduation rate of the neighborhood school.

Among his proudest accomplishments, Sarver helped to build the Sarver Heart Center at the University of Arizona in memory of his late father, who was among the first to undergo heart bypass surgery. The center is composed of more than 150 physicians and scientists and aims to prevent and cure cardiovascular diseases through the three pillars of research, education and patient care. Pioneering doctors at the center have spearheaded the development of the SynCardia temporary Total Artificial Heart, an award-winning project that became the world's first and only total artificial heart to win FDA approval as a bridge to human heart transplant in patients near death from heart failure. The innovation earned SynCardia recognition from the Arizona BioIndustry Association as "Arizona Bioscience Company of the Year" in 2011 for "doing the most to transform the world during the last 12 months." Sarver personally funded the initial stages of the project and currently sits on the Board of Trustees for the center.

Doctors and researchers at the center developed a hands-only CPR method called Continuous Chest Compression CPR that doubles a person's chance of surviving cardiac arrest, and are continuing a program of outreach and education to make use of the method more widespread.

The center started a women's heart health program focused on expanding research and providing statewide awareness programs about women's heart issues.

The Sarvers were also instrumental in helping to build the Children's Museum of Phoenix, located in downtown Phoenix. A \$1 million donation from the Penny and Robert Sarver Charitable Foundation aided in the completion of the 70,000-square-foot facility.

Sarver is on the board of directors for the Weil Foundation, established by Dr. Andrew Weil, an internationally recognized leader in integrative medicine.

## THE PERSON

The 51-year-old Sarver is a 1979 graduate of Sabino High School in Tucson and a 1982 graduate of the University of Arizona. Sarver earned his bachelor's degree in business administration, and became a certified public accountant in 1983.

Sarver and wife Penny have three sons, Max, Jake and Zach. On their first date, Robert invited Penny to watch the NCAA Men's Basketball Tournament at his house. Sarver is a "soccer dad," who can regularly be found at one of his three boys' soccer games or coaching his sons in the Jr. Suns league at the YMCA.

## NBA'S BEST WINNING PERCENTAGES

### ALL-TIME

LAKERS	.620 (64 seasons)
SPURS	.607 (36 seasons)
CELTICS	.595 (66 seasons)
<b>SUNS</b>	<b>.558 (44 seasons)</b>

### DURING ROBERT SARVER'S OWNERSHIP (2004-12)

SPURS	451-189 (.705)
MAVS	434-206 (.678)
<b>SUNS</b>	<b>405-235 (.633)</b>

# Sam Garvin

## Vice Chairman



Sam Garvin, who launched his own mail-in rebate and consumer promotions company at age 25, enters his ninth season as vice chairman of the Suns after purchasing interest in the club in June 2004.

The self-made entrepreneur founded Scottsdale-based Continental Promotion Group in 1989 and its business grew to over \$1 billion in annual gross revenues and attracted over 500 blue-chip marketers worldwide. As chairman and chief executive officer from 1989-2005, he managed over 1,200 associates, and organized and executed consumer and trade promotions for Dell, Nestle, Henkel, Costco, BT (British Telecom), HP, Motorola, Disney and Eli Lilly on a global scale.

Garvin, who sold CPG in June 2005, took on additional responsibilities with the Suns shortly thereafter. A Suns fan since 1989, Garvin purchased single-game tickets in the upper bowl when the team played at Veterans Memorial Coliseum and has attended Suns games for the last 18 years. In July 2007, he was appointed an alternate NBA Governor to represent the organization.

Prior to CPG, Garvin served in the Ronald Reagan administration as a staff assistant on the Presidential Commission for the German-American Tri-Centennial. He then went to work for Heinz U.S.A. as a sales merchandiser where he learned the marketing of packaged goods from the ground up. In 1988, he graduated from Thunderbird, one of the top business schools in the country, with a masters of international management specializing in marketing. In 2003, he was awarded a doctor of international law degree, *honoris causa*, from Thunderbird.

In 1998, Garvin was recognized by the Phoenix Business Journal as one of Arizona's "Top 40 under 40" most influential business leaders. In 1999, he was recognized by then Arizona Governor Jane Hull with the "Governor's Spirit of Success" award. He was twice nominated for Ernst and Young's "Entrepreneur of the Year" award.

An acknowledged philanthropic leader, Garvin is currently on the board of trustees at Thunderbird (which is now known as Thunderbird, the School of Global Management), PCDS (Phoenix Country Day School), Whispering Hope Ranch and Phoenix Suns Charities. In addition to his duties with the Suns, Garvin also serves on several corporate boards including WSP Properties, Expert Negotiator, LLC, and Direct Brands, LLC. He is the founder of Garvin Promotion Group, an international strategic promotion marketing firm headquartered in Scottsdale whose clients include Dial, O'Reilly Auto and PetSmart. He is also active in real estate and private equity investing through Garvin Holdings, LLC.

Born and raised in Pittsburgh, Pa., Garvin completed his Bachelor of Arts degree with a dual major in political science and German studies at the University of Pittsburgh in three years. He resides in Paradise Valley with his wife Rita and three children.

# Jason Rowley

## President



Jason Rowley begins his first season as the Suns' President and his sixth season overall with the team. As President, Rowley is responsible for supervising all business operations of the Suns and oversees the club's interests in the management of US Airways Center, the Legends Entertainment District, and affiliated entities. Rowley previously served as the team's Chief Operating Officer, as well as its Senior Vice President and General Counsel.

Rowley began his career in 2001 with the law firm of Snell & Wilmer in Phoenix, and while there he represented the Suns' current ownership group in their acquisition of the club in 2004. At Snell, his practice included private and public mergers and acquisitions, complex real estate transactions, securities regulation, entity formation, commercial contracts and general business law.

After leaving Snell, Rowley served two years as corporate counsel for The Van Tuyl Group, the nation's largest privately held automotive retailer. While at Van Tuyl, his practice focused on real estate and dealership acquisitions and development, as well as general corporate and contract law.

Rowley earned his bachelor's degree in 1994 from the University of Arizona. After graduation, Rowley joined the United States Navy, an experience he considers one of the proudest and most formative of his life. He worked as an intelligence analyst with the Commander 3rd Fleet Intelligence Division until his honorable discharge in 1998. He then returned to the University of Arizona to pursue his law degree, graduating in 2001.

Rowley is involved in a number of civic organizations. He is a Thunderbird, the non-profit group that hosts the Waste Management Phoenix Open, serves on the Board of Phoenix Suns Charities, and also serves on the Downtown Phoenix Partnership board. He was named the 2011 Phoenix Father of the Year by the Phoenix Father's Day Council.

Rowley and wife Kristi met while working in the sales department for The Arizona Daily Wildcat, the University of Arizona's student newspaper. The couple has two daughters, Abigail (6) and Lucille (3), who are avid Suns and Mercury fans with a particular fondness for Goran Dragic, Penny Taylor and The Gorilla.



# Lon Babby

## President of Basketball Operations



With almost 35 years as a practicing attorney with Washington, DC-based Williams & Connolly, LLP, Lon Babby brings a wealth of experience as an industry leader in sports and contract negotiations to his role as the Suns' president of basketball operations. Identified as one of "Washington's Top Lawyers" for media and sports law by Washingtonian magazine, one of the "20 Most Influential Agents" in the nation by Sports Business Journal and one of the 100 most powerful in sports by The Sporting News, Babby joined one of the NBA's most storied franchises as only the fourth basketball president in the team's 44-year history in 2010.

Charged with guiding the team through a time of transition and building for the future, Babby and his basketball operations staff spent two seasons readying the team for the 2012 offseason and beyond with a series of bold transactions and marquee trades designed to give the franchise flexibility and salary cap room. Phoenix infused both youth and athleticism with the free agent signings of Goran Dragic and Michael Beasley, and made the winning bid on the established Luis Scola. This came two seasons after Babby's midseason acquisition of Marcin Gortat, who has developed from a perennial backup in Orlando into one of the Western Conference's best centers with Phoenix. Babby's department has placed a premium on building through the draft, demonstrated with the selections of Markieff Morris (2011) and Kendall Marshall (2012), and the acquisition of additional picks that will give Phoenix six first-round and four second-round selections in the next three drafts.

One of the industry's most successful and well-regarded player agents, Babby brings his unique perspective of having represented players for 16 years to the management side. Babby entered player representation in 1994 when he was retained by then Duke forward Grant Hill. Together the pair devised a new model of player representation based on charging players on an hourly basis, rather than the traditional contract percentage. His principled approach became an alternative that appealed to the elite "good guy" athletes and his stable of clients grew to include some of the NBA's most respected sportsmen, including Miami's Ray Allen, San Antonio's Tim Duncan, Miami's Shane Battier and Hill, a three-time winner of the NBA Sportsmanship Award. Babby also represented marquee Major League Baseball players and the WNBA's Tamika Catchings.

Babby began his career in sports representing first the NFL's Washington Redskins (1977-84) and then MLB's Baltimore Orioles (1979-94). For the Orioles, he was intimately involved in the senior management of the club. He first served as club counsel and then general counsel, overseeing player contract negotiations, advertising and marketing contracts, labor issues and general business matters, including the construction of Oriole Park at Camden Yards. During his tenure, the Redskins appeared in two Super Bowls, winning in 1983, and the Orioles appeared in two World Series, also winning in 1983.

A graduate of Lehigh University and Yale Law School and former editor of Yale Law Journal, Babby has served as an adjunct professor of law at George Washington University Law School. He began his career as a litigator and handled several high-profile cases including the defense of John Hinckley, Jr., who shot President Reagan. He is a member of the Board of Trustees of the Naismith Memorial Basketball Hall of Fame and in 2007 was elected to the Greater Washington, DC Jewish Sports Hall of Fame.

The 61-year-old Babby was born in Brooklyn, N.Y., and grew up in Valley Stream, N.Y. He and wife, Ellen, met at summer camp at age 16 and have been married for 39 years. The couple has a son, Ken (32), and a daughter, Heather (28). Ken has a 4-year-old son, Josh. Heather is married to Eric Rimskey.

# Lance Blanks

## General Manager



An experienced and successful talent evaluator, former player and veteran NBA executive Lance Blanks begins his third season as general manager of the Phoenix Suns. More than ever before, the 2012-13 Suns will feature the imprint of Blanks, who was hired after free agency in 2010 and worked through an abridged 2011 offseason due to the NBA lockout.

Blanks combines the high basketball IQ of a former player with a 10-year track record in the front offices of two of the league's most successful franchises over the last decade. The 46-year-old Blanks joined the Suns after spending the previous five seasons with the Cleveland Cavaliers as vice president of basketball operations and assistant general manager, a tenure during which the Cavs owned an overall record of 272-138 (.663). The Cavs were champions of the Eastern Conference in 2007 where they took on Blanks' former team, the San Antonio Spurs.

Prior to joining the Cavaliers in 2005, Blanks spent five seasons with the Spurs, originally joining the club in 2000 as a scout. Blanks was then promoted to the role of director of scouting in September 2002. During his time in the Alamo City, the Spurs won two NBA Championships and drafted Tony Parker and Luis Scola. He also served as the Spurs' television analyst for both the 2003-04 and 2004-05 seasons.

Selected in the first round of the 1990 NBA Draft (26th overall) by the Detroit Pistons, Blanks spent two seasons with the Pistons and one with the Minnesota Timberwolves, appearing in 142 career NBA games. He played one season in the CBA and three in Europe where he led teams in Hungary and Cyprus to league championships. A former Texas "Mr. Basketball" as a high school standout in 1985, Blanks played two collegiate seasons at the University of Virginia before transferring to the University of Texas and leading the Longhorns to the Elite Eight in the 1990 NCAA Tournament. Blanks' 20.0-point collegiate scoring average ranks third-highest in Longhorn history. His 1,322 points rank as the most scored by a two-year player in the school's history, and he finished his career as the all-time leader in steals at Texas.

For 10 years Blanks has worked as a camp director in the NBA's Basketball Without Borders program, which has encouraged positive social change in education, health and wellness through basketball since its inception in 2003. He also serves on the steering committee for the Ron Brown Scholar Program, established in 1996 to provide academic scholarships, service opportunities and leadership experiences to young scholars of outstanding promise. It ranks as one of the nation's leading scholarship programs for youth.

Blanks has two daughters, Riley and Bryn, who both attend the University of Virginia. His father, Sid, played eight NFL seasons with Houston, Washington and New England; his cousin, Larvel, played eight seasons of MLB baseball.



## Harvey Shank

### Senior Executive Vice President

Harvey Shank enters his 42nd season with the Suns and eighth as senior executive vice president. He is responsible for selling radio and television advertising packages, along with signage packages in the 18,422-seat US Airways Center.

Shank, who initially started with the Suns as assistant sales and promotions manager prior to the 1971-72 season, has held titles of senior vice president of corporate sales, vice president of marketing and director of marketing with the organization.

A native of Toronto, Canada, Shank is a 1968 graduate of Stanford University with a political science degree. He pitched four years in the California Angels organization.

An avid nature photographer, Shank had one of his pictures featured on the cover of a national publication, Nature Photographer magazine. In addition, he enjoys golf and sports a four-handicap.

Shank was married in 1988 to his wife, Maryse. His son, Jon, played baseball at Stanford. Shank is on the Fellowship of Christian Athlete's board, an advisor on the Fresh Start Men's Board and active in Living Streams Christian Church.



## Jim Pitman

### Executive Vice President, Finance and Administration

Jim Pitman oversees all accounting, finance, information systems, and insurance aspects of the organization and is in his 14th season as executive vice president of finance and administration. The Suns' NBA finance chief also assists with salary cap and player contract management.

Pitman also oversees all financial aspects of the US Airways Center and Phoenix Mercury (WNBA). Pitman serves as treasurer of Phoenix Suns Charities and is a board member of the US Airways Center Education Foundation and the Valley of the Sun YMCA. He also serves on the Finance Committee for the Valley of the Sun United Way.

Coming to the Suns in 1992 as assistant controller, he moved up to corporate controller and vice president of finance before his most recent promotion. Prior to the Suns, he spent nearly five years in the audit division of the Phoenix office of Arthur Andersen with client responsibility in the professional sports, hospitality, and wholesale distribution industries.

A native of Rio, Ill., Pitman is a 1987 graduate of the University of Illinois where he earned a degree in accountancy.

Pitman and his wife Linda live in Phoenix. He has two children, Amy (19) and Kyle (17), and lists basketball, softball and golf as his favorite out-of-office activities.



## Lynn Agnello

### Senior Vice President, Marketing Partnerships

Lynn Agnello enters her 12th season as the Senior Vice President of Marketing Partnerships for the Phoenix Suns and Phoenix Mercury (WNBA). Agnello is responsible for the business operations of the Marketing Partnerships department, including sales, activation, and creative services for all Suns and Mercury corporate partners. In addition, this year she will also oversee Suite Sales and Services, which manages the inventory of US Airways Center's 69 suites.

Agnello's primary focus is creating integrated and customized marketing opportunities that support the business initiatives of each partner's brand. Since joining the Suns organization in 2001, she has led the franchise to a double-digit increase in sponsor revenue and now collaborates with over 100 sponsors every season across industry categories.

Agnello is proud to be active in her community and currently serves on the Board of Directors for Fresh Start Women's Foundation, the Greater Phoenix Chamber of Commerce and Phoenix Suns Charities.

A graduate from Indiana University with a degree in business and telecommunications, Agnello relocated to Phoenix in 1989. Prior to her current position, she spent several years in the advertising sales and management world as National Sales Manager for various premiere radio stations and cable networks in Phoenix. Her greatest achievement is her son Dominick, who at the age of 13 is studying to be a robotics engineer.

**Al McCoy**

### **Senior Vice President, Broadcasting Arizona Sports 620 Radio Play-by-Play**

Al McCoy has been called the dean of NBA play-by-play announcers and has been “The Voice of the Suns” for 40 memorable years, nearly the length of the franchise’s existence.

McCoy first hit the air during a preseason game on September 27, 1972, and has been synonymous with Suns basketball ever since. From “Shazam” to “Zing Go the Strings” to “Heartbreak Hotel,” McCoy has cultivated an unparalleled style.

McCoy will forever be remembered for his call in the 1976 Suns-Celtics NBA Finals at Boston Garden when he had to fling an inebriated fan off his lap as he was describing “The Shot Heard ‘Round The World” by Garfield Heard that sent the game into the third of three overtimes.

The 2012-13 season will mark his 41st season and he will call play-by-play action on KTAR Radio and the Suns radio network. McCoy’s term with the Suns is the longest consecutive run with one team among current NBA broadcasters. His many contributions to the sport were recognized when he received the 18th Annual Curt Gowdy Media Award from the Naismith Memorial Basketball Hall of Fame during Enshrinement Weekend in September 2007 in Springfield, Mass. The Suns honored him with the Al McCoy Media Center, dedicated in October 2007.

In 2012, Phoenix Magazine named McCoy the best play-by-play announcer in their annual “Best of the Valley” issue for the 14th consecutive year. He’s the only broadcaster to win the award since it debuted in 1999. McCoy was honored with a Silver Circle Award from the Arizona chapter of the National Academy of Television Arts & Sciences and a Lifetime Achievement Award from the House of Broadcasting (a radio and television museum). He also became the first play-by-play announcer to be inducted into the Arizona Broadcasters Association Hall of Fame on Oct. 19, 2004.

McCoy’s broadcasting career began in 1951 at KJFJ Radio in Webster City, Iowa when he was a freshman at Drake University. In 1958, he arrived in Arizona to do play-by-play for the Triple-A Phoenix Giants baseball club. He has also covered Phoenix Roadrunners hockey, Arizona State football and basketball and filled in as a backup for the Arizona Diamondbacks.

A native of Williams, Iowa, a tiny farming community, McCoy was a member of his high school basketball team and was influenced by legendary broadcasters Harry Caray, Bert Wilson and Jack Brickhouse. He received his degree in drama-speech from Drake University and performed graduate work at the University of Iowa. In 1994, McCoy received Drake’s Alumni Achievement Award.

He and wife Georgia, a Valley artist, have three sons: Mike, and twins Jay and Jerry. A culinary critic, he is the club’s expert on gourmet restaurants around the league. McCoy is an accomplished jazz pianist.



## Tanya Wheelless

### Senior Vice President, Communications and Public Affairs

Tanya Wheelless brings a decade of experience as a corporate lawyer, organizational spokeswoman and lobbyist to her role as senior vice president of communications and public affairs. Wheelless, who joined the club in 2011, is responsible for developing and integrating external and internal communications regarding the team's business and basketball operations, as well as community and philanthropic initiatives. She also directs the organization's governmental and public affairs.

An Arizona native, Wheelless joined the Suns following six years as president and chief executive officer of the Arizona Bankers Association, a 100-year-old association that represents banks throughout Arizona. The youngest state banking association executive in the country during her tenure, she served as the group's primary lobbyist on both the federal and state levels, as well as its media spokeswoman, commenting in such publications as the Wall Street Journal, Rolling Stone, Fortune Magazine, the Arizona Republic and Phoenix Business Journal. Wheelless was named by Arizona Woman Magazine as one of "20 Women Who Will Change the Way We Live, Work and Play by the Year 2020."

A magna cum laude graduate of the Sandra Day O'Connor College of Law at ASU in 2001, Wheelless practiced in the Phoenix office of Washington, DC-based Steptoe & Johnson, lobbying on behalf of a varied client base that included the Motion Picture Industry of America, the American Insurance Association and American Express.

Wheelless and her husband, Steve, reside in Tempe with their three children, Audrey, Ross and Jake, and dog, Maverick. Among her community involvements, she is currently a court-appointed special advocate for children in foster care and she serves on the boards of the Arizona Chamber of Commerce and Industry and Phoenix Suns Charities.



## Julie Fie

### Vice President, Basketball Communications

Julie Fie, a senior member of the NBA's public relations community, serves as the club's primary liaison between the media and the team's players and management for all basketball communications. Fie and her staff are responsible for media interviews and requests and the dissemination of information locally, nationally and internationally. This includes news conferences, press releases, game night press accommodations and credentialing, the production of media guides, game notes, and statistics.

A former member of the NBA Public Relations Advisory Board, Fie joined the Suns in 1992. In 2007, she and her staff won the inaugural Professional Basketball Writers Association Media Relations Staff of the Year award, now known as the Brian McIntyre Award. Fie, now in her 21st season with the Suns, was promoted to her current position in July 1998.

Fie has worked with some of the game's biggest stars and personalities, including former NBA MVPs Steve Nash, Shaquille O'Neal and Charles Barkley. Fie has also worked with noted coaches and executives such as Bill Russell, Dick Motta, Cotton Fitzsimmons and Jerry Colangelo.

Originally joining the NBA with the Kansas City Kings as assistant public relations director, Fie was elevated to director the following season and remained with the club as the franchise relocated to Sacramento. She remained there until joining the Suns.

A communications graduate from Iowa State University, Fie spent two years as an undergraduate with the ISU sports information department. She is a native of Jefferson, Iowa.



## Jeramie McPeck

### Vice President, Digital

Jeramie McPeck enters his 21st season with the Suns and leads the organization's digital, mobile and social media efforts, including five in-house websites, the teams' channels on Facebook and Twitter, as well as the club's print publications.

Under his guidance, Suns.com has twice been named the top team site in the league by The Sports Business Journal (2002, 2004) and received the Website of the Year Award from the NBA in 2007. McPeck was also recognized with two Rocky Mountain Emmy Awards in 2008 for his direction of the Suns' interactive platforms.

In addition to his position with the Suns, McPeck is the editor at large for the NBA's official magazine, HOOP.

A Phoenix native, McPeck graduated from Arizona State University in 1995 with a degree in journalism. He and his wife, Amy, have two children, Sam and Abby.



## Phoenix Suns Front Office Staff

Basketball Staff



**Trevor Bukstein**  
Director, Basketball  
Administration



**Trennis Jones**  
Special Assistant,  
Basketball Operations



**Joyce Ponder**  
Team Services  
Coordinator/  
Player Liaison



**Lindsey Hunter**  
Player Development  
Coordinator



**Corey Gaines**  
Player Development  
Coach



**Elvis Valcarcel**  
Video Coordinator



**Nick U'Ren**  
Assistant Video  
Coordinator



**Tom Maystadt**  
Assistant Athletic  
Trainer



**Jay Gaspar**  
Equipment Manager



**John Shumate**  
Scout



**Dr. Tom Carter**  
Head Team Physician  
(Orthopedist)



**Dr. Tom Fiel**  
Team Physician  
(Internal Medicine)

Administrative/Executive Staff



**Jacque Alonzo**  
Exec. Asst. to Managing  
Partner, President,  
Basketball Operations & GM



**Gloria Santa Cruz**  
Executive Assistant



**Ceola Coaston**  
Suns Receptionist



**Jan Forshee**  
Suns Receptionist



**Donald Dangmuk**  
Staff Assistant



**DC Headley**  
Basketball  
Communications  
Manager



**Vince Kozar**  
Basketball  
Communications  
Manager



**Bret Burchard**  
Basketball  
Communications  
Coordinator



**Sherry Reed**  
Administrative  
Assistant



**Matthew Wright**  
Vice President,  
Marketing Partnerships



**Scott Horowitz**  
Vice President,  
Marketing Partnerships  
Activation



**Dan Costello**  
Sr. Director, Sales



**Carlissa Henry**  
Sr. Director, Sales



**Ian Foss**  
Account Executive  
Marketing Partnerships



**Monica Prince**  
Account Executive  
Marketing Partnerships



**Michael Shockley**  
Account Executive  
Marketing Partnerships



**Blake Holmes**  
Database Business Manager  
Marketing Partnerships



**Mandy Medsker**  
Digital Sales Executive  
Marketing Partnerships

Medical Staff

Basketball Communications

Marketing Partnerships

## Phoenix Suns Front Office Staff



**Devney Preuss**  
Sr. Director, Activation



**Nicole Taylor**  
Sr. Partnership  
Activation Specialist



**Jorge Aguirre**  
Partnership Activation  
Specialist



**Jen Clark**  
Partnership Activation  
Specialist



**Kyra Joiner**  
Partnership Activation  
Specialist



**Amber Pensky**  
Partnership Activation  
Specialist



**Benicia Thompson**  
Traffic Manager  
Marketing Partnerships



**Sandra Vega**  
Accounting Manager  
Marketing Partnerships



**Megan Montgomery**  
Promotions Manager



**Angela Woods**  
Director,  
Creative Design



**Cheyenne Lopez**  
Creative Design  
Manager



**Ashley Moore**  
Graphic Designer



**April Johnson**  
Executive Assistant to  
the Sr. V.P. Marketing  
Partnerships



**Jeff Ianello**  
Vice President,  
Sales



**Geoff Budoff**  
Sr. Director, Suite Sales  
& Experience



**Kevin Stevenson**  
Suite Premium  
Sales Manager



**Melissa Fender**  
Suite Experience  
Specialist



**Michael Pettit**  
Suite Experience  
Specialist



**Bob Hamer**  
Director, Sales



**Tyson Christensen**  
Account Executive,  
Premier Sales  
& Service



**Khalif Fortune**  
Account Executive,  
Premier Sales  
& Service



**Kyle Pottinger**  
Account Executive,  
Premier Sales  
& Service



**Josh Wein**  
Account Executive,  
Premier Sales  
& Service



**Kyle Hudson**  
Sr. Director,  
Guest Experience



**Julie Bohling**  
Account Experience  
Specialist



**Chris Moran**  
Account Experience  
Specialist



**Ian Solomon**  
Account Experience  
Specialist



**Sabrina Wallasch**  
Account Experience  
Specialist



**Dave Baldwin**  
New Business  
Development Manager



**Jordan Lopez**  
Season Sales Manager

Sales and Guest Experience

## Phoenix Suns Front Office Staff



**Chris Fraterrigo**  
Account Executive,  
Season Sales



**Joe McLean**  
Account Executive,  
Season Sales



**Eric Little**  
Group Sales Manager



**David Segal**  
Sr. Account Executive,  
Group Sales



**Lauren Hallam**  
Account Executive,  
Group Sales



**Britni Henderson**  
Account Executive,  
Group Sales



**Lisa Wilson**  
Account Executive,  
Group Sales



**Chris Montgomery**  
Director, Premium  
Client Services



**Kelsey Freese**  
Sales & Service  
Coordinator



Public Relations

**Casey Tagatz**  
Public Relations  
Manager



**Rebecca Clark**  
Public Relations  
Coordinator



Phoenix Suns Charities

**Robin Milne**  
Executive Director



Community Relations

**Chris Mallory**  
Director,  
Community Relations



**Rachel Martin**  
Community Relations  
Coordinator



**Meredith Painter**  
Mascot Coordinator



**Bob Woolf**  
Mascot Coordinator



**Mark Gretter**  
Program Director,  
Jr. Suns/Jr. Mercury



Game Entertainment

**Kip Helt**  
Vice President,  
Game Entertainment



**Shaun Stanhbel**  
Game Entertainment  
Manager



**Steve Friesen**  
Game Entertainment  
Coordinator



**Rob Hart**  
SunsVision Director



**Martin Flores**  
SunsVision Editor



**Kevin Bonham**  
SunsVision Producer



**Steven Mitchell**  
SunsVision Producer



Marketing

**Nina Daily**  
Sr. Director, Marketing



**Rita Rabbani**  
Marketing Manager



**Allison Stafne**  
Marketing Manager



**Allie Dicken**  
Marketing Coordinator



Suns Digital

**Dan Hilton**  
Digital Analytics  
Manager



**Brad Faye**  
Digital Content  
Producer



## Phoenix Suns Front Office Staff

PHX  
12  
13

Personnel



**Stefan Swiat**  
Digital Content  
Producer



**Colin Kelly**  
Digital Video Producer



**Greg Esposito**  
Social Media Specialist



**John Olson**  
Photo Archivist



**Dan Siekmann**  
Vice President,  
Broadcasting



**Bob Adlhoch**  
Executive Producer

*Suns Productions*



**Marc Goldberg**  
Senior Producer



**David Hughes**  
Senior Producer



**Nick Williams**  
Producer



**David Grapentine**  
Senior Videographer



**Paden Wigness**  
Videographer



**Tommy Arguelles**  
Editor



**Courtney Mason**  
Corporate Counsel



**Melissa Flores**  
Sr. Paralegal  
& Contract Manager



**Bill Bolt**  
Vice President,  
Information Technology



**Michael McDonald**  
IT Events Coordinator/  
Network Manager



**Michelle Cassata**  
Help Desk Manager/  
Administrative Support



**Paul Scott**  
Systems Manager/  
Database Support

*Information Technology*



**Jon Phillips**  
Vice President, Finance



**Zaheer Benjamin**  
Director, Financial  
Planning



**Sheila Yammer**  
Director,  
Payroll Services



**Aaron Jerz**  
Controller



**Andrew Anthony**  
Assistant Controller



**Bridget Black**  
Accounting Manager

*Finance*



**Debbie Gelvin**  
Accounting Manager



**Terry Garza**  
Payroll Tax Accountant



**Anna Heffron**  
Payroll Accounting  
Coordinator



**Jed Richmond**  
Sr. Accountant



**Lisa Leung**  
Payroll/Accounting  
Tax Analyst



**Megan Casenhiser**  
Accounting Clerk

## Phoenix Suns Front Office Staff

Arena Operations



**Ralph Marchetta**  
Sr. Vice President Ticket  
Operations & GM, Sports  
& Entertainment Services



**Alvan Adams**  
Vice President,  
Facility Management



**Ed Addison**  
Director, Engineering



**Anthony Lee**  
Sr. Conversion Manager



**Jim Bochenek**  
Director,  
Event Operations



**Sarah Schock**  
Sr. Event Manager



**Marlo McKinley**  
Event Manager



**Jennifer Patel**  
Event Manager



**Nanette Bowles**  
Disability Services  
Manager



**Trent Dutry**  
Suite Services Manager



**Paul Robb**  
Guest Services Manager



**Jay Garcia**  
Guest Relations  
Manager



**Jon Bloom**  
Director, Security



**Woody Browder**  
Director, Traffic  
Support



**David Case**  
Mail & Print Center  
Manager



**Daren Mitch**  
Director,  
Ticket Operations



**Connie Rohrman**  
Director,  
Ticket Administration



**Jeff Marcussen**  
Assistant Director,  
Suns Ticketing



**Esther Wojtulewicz**  
Season Ticket  
Account Manager



**Paulene Tullie**  
Ticket Accounting  
Supervisor



**Karen Rausch**  
Director,  
Human Resources



**Jonathan Tellez**  
Employment Manager



**Patricia Tejada**  
Benefits Specialist



**Jennifer Turner**  
Administrative  
Assistant

NBA Photos



**Barry Gossage**  
Team Photographer



# The Gorilla

**Position:** C. G. O. (Chief Gorilla Officer)  
**Height:** 5' Ape"  
**Weight:** 350 (All muscle)  
**Years Pro:** 32 (Gorilla years – 64)  
**High School:** Hairy Truman  
 (Mon-Key West, FL)  
**College:** Fur-man University '80  
**Acquired:** Signed as a flea agent in 1980



The Gorilla has started his own Gorilla Kids Club! Go to [sunsgorilla.com](http://sunsgorilla.com) and sign up. You can also follow the Gorilla on Twitter @PhxSunsGorilla – he Tweets almost every day! This year, just like the past 32 years, the Gorilla hopes to take your breath away with his hilarious antics, dangerous stunts, and high-flying dunks. Get on your feet and get loud!

Affectionately nicknamed "Go" and towering at a whopping five-foot "ape," the Gorilla is the Phoenix Suns' favorite primate. Most notably, fans are familiar with the Gorilla for his notorious slam dunks and crowd-loved antics.

From his early days in the Banana Republic to his education at Fur-man University, the Gorilla has always had a passion for basketball. Before his debut with the Phoenix Suns, the Gorilla delivered singing telegrams. However, in 1980, the Gorilla's fate changed when he stepped onto the court during a game and surprised unsuspecting players and fans. His antics became an instant hit and the Gorilla has been a member of the Phoenix Suns ever since.

Last year, Go made over 350 appearances throughout the community. Our furry friend visited schools, hospitals, supported numerous charities, visited local business, made cameos in many commercials, and many more various events throughout the city. The Gorilla traveled to Mexico, Canada, California, Texas, and numerous cities across the state of Arizona. There is no doubt this year will be even better.

# Suns Dancers



## Suns Broadcasting

**Steve Albert, FOX Sports Arizona Play-by-Play**

In 2012, the Phoenix Suns broadcast family welcomed a veteran with 19 years of experience behind an NBA microphone, 24 years beside a championship boxing ring, and a member of sportscasting's first family with the addition of Steve Albert as the club's television play-by-play voice.

Renowned for his play-by-play excellence, the award-winning broadcaster's extensive television and radio experience includes 13 years as the voice of the New Jersey Nets, five years as the television play-by-play announcer for the Golden State Warriors and a season with the New Orleans Hornets. Albert called the Nets' improbable playoff upset over the Julius Erving-led Philadelphia 76ers and described the famous "Run TMC" era of the Warriors.

In addition to basketball, Albert has called over 300 world championship boxing matches, including some of the most high-profile in the sport's history during his time on the national stage with Showtime Championship Boxing from 1987-2011. Albert was the voice of the 1996 Ring Magazine Fight of the Year between Mike Tyson and Evander Holyfield, and the rematch, the infamous bite fight, which was seen by one of the largest audiences in pay-per-view history. In 2007, Albert was inducted into the World Boxing Hall of Fame and also won the coveted Sam Taub Award for Excellence in Broadcast Journalism from the Boxing Writers Association of America. He is a two-time Announcer of the Year, presented by the International Boxing Federation.

Albert's extraordinarily diverse resume also includes play-by-play duties for the New York Mets (MLB), Jets (NFL), Islanders (NHL) and New Jersey Devils (NHL); anchor jobs with three different New York area networks; appearances as himself in television series and feature films; and made-for-television sports competitions including MTV's Rock'n'Jock basketball and softball.

Albert's start in broadcasting came while at Kent State University, where he received a Bachelor of Science degree in Telecommunications. He began as a part-time play-by-play announcer for the Springfield Kings of the American Hockey League and his college hockey team, which he founded. After graduation, he became the voice of the Cleveland Crusaders of the World Hockey Association.

The youngest of three sportscaster brothers, Albert's oldest brother, Marv, does basketball play-by-play for Turner Sports. His older brother, Al, is a longtime broadcast veteran for two NBA franchises. Steve not only followed Marv's footsteps into broadcasting but like his oldest brother, was also a ballboy for the New York Knicks and was on the bench when the Knicks won the 1970 NBA Championship.

**Eddie Johnson, FOX Sports Arizona Color Analyst**

A familiar face and voice returns as Eddie Johnson enters his 13th season as a color analyst for the team's television broadcasts. He will share color analyst duties with Ann Meyers Drysdale.

A 17-year NBA veteran, Johnson served as the color analyst on the Phoenix Mercury television broadcasts for the first two seasons of the team in 1997 and 1998. He also provided analysis for ESPN Radio during the WNBA playoffs, including the Mercury's run to the WNBA Finals in 1998.

Johnson was a guest analyst for NBA Showtime on NBC during the 2000 NBA Playoffs after serving as color analyst for Arizona State men's basketball broadcasts on Fox Sports Net during the 1999-00 season.

Johnson has the distinction of being the NBA's all-time leading scorer among players with no All-Star appearances with 19,202 points, an average of 16.0 points per game. One of the NBA's best pure jump shooters, "E.J." shot 47.2 percent from the field and 84.0 percent from the foul line while playing for Kansas City/Sacramento, Phoenix, Seattle, Charlotte, Indiana, Denver and Houston.

Originally a second-round pick (No. 29) by the Kansas City Kings in 1981, Johnson spent six years in the Kings organization before he was traded to Phoenix on June 21, 1987, for Ed Pinckney and a second-round pick. The University of Illinois graduate played three-plus seasons for the Suns from 1987-90. In the 1988-89 campaign he helped Phoenix improve to a 55-27 record from 28-54 the previous season and was named the NBA's Sixth Man of the Year.

The Chicago native has maintained a Phoenix residence since his Suns playing days and is the President of JJJ Sports, which conducts basketball clinics and produces instructional videos ([www.jumpshotclub.com](http://www.jumpshotclub.com)). He is also the President and co-founder of Teamfone.com ([www.teamfone.com](http://www.teamfone.com)) a communications company that caters to groups and organizations. He and his wife, Joy, have a son, Justin (23), and daughter, Jade (20).

**Tim Kempton, Arizona Sports 620 Radio Color Analyst**

Tim Kempton, a former role player on the 1992-93 Suns team that won a franchise-record 62 games and advanced to the 1993 NBA Finals, will provide color analysis for KTAR Radio for the 10th year in a row alongside play-by-play announcer Al McCoy.

The University of Notre Dame graduate was selected in the sixth round of the 1986 NBA Draft by the L.A. Clippers and averaged 4.5 points and 2.8 rebounds in 280 career games in eight seasons with the Clippers, Charlotte Hornets, Denver, Phoenix, Cleveland, Atlanta, San Antonio and Toronto.

Kempton, who played his last season in the NBA in 1997-98, was previously part owner of the Phoenix Eclipse from the ABA in 2001-02 and served as color analyst covering the Phoenix Mercury and Arizona State University's men's basketball. Active in local youth sports, Kempton serves as a coach for Arcadia Ratpack baseball, Arizona Premiere Basketball Academy and Monsoon basketball.

He and wife, Suzanne, have three sons and one daughter: Timothy (17), Michael (15), Matthew (14) and Catherine (11).

## Suns Broadcasting

PHX  
12  
13

Personnel



### Tom Leander, FOX Sports Arizona Studio Host

Once a ballboy for the Phoenix Suns (1976-78), Tom Leander has been a fixture on the local sports broadcasting scene for over a decade. After filling a slew of different positions in the club's broadcast department, this season Leander returns to the desk to host Suns' pregame, halftime and postgame shows on FOX Sports Arizona.

Beginning in 1993, Leander served as studio host/producer of the Suns Gametime and Suns Halftime Shows for KUTP 45; he held those same pregame and halftime responsibilities on Cox 9 broadcasts from 2000-03, and also hosted the franchise's weekly magazine show, Suns Jam Session, on KUTP 45 for one season (2002-03). After moving from the studio to the broadcast booth in 2003, Leander served nine seasons as a Suns' play-by-play television broadcaster.

In addition to his studio work, Leander has television play-by-play experience that includes nine seasons with the Arena Football League's Arizona Rattlers, 10 seasons with the WNBA's Phoenix Mercury, two seasons with the Continental Indoor Soccer League's Arizona Sandsharks and six seasons of backup duties for Suns games on Cox 9. In 2009, he added play-by-play duties on FOX Sports Arizona for Arizona State University football to his resume, a role in which he continues to serve.

Leander began his broadcasting career at his alma mater, Loyola Marymount University in Los Angeles, where he did three seasons of radio play-by-play for the school's men's basketball team. Leander's broadcast experience also includes stints as a sportscaster for KMST-TV in Monterey, Calif. (1986-88) and KOLD-TV in Tucson (1988-91) as well as KTSP-TV and KNXV-TV of Phoenix.

A graduate of Brophy College Preparatory in Phoenix, Leander and his wife, Sandy, have three children: Lauren, Keaton and Bryson.



### Ann Meyers Drysdale, FOX Sports Arizona Color Analyst

One of the true pioneers in women's basketball, Hall of Famer and award-winning broadcaster Ann Meyers Drysdale joins the Suns television broadcast team in 2012-13 as an analyst. Meyers Drysdale, a Vice President of both the Phoenix Mercury and the Phoenix Suns, served five successful seasons as General Manager of the Mercury where she constructed the franchise's two WNBA championship teams in 2007 and 2009.

Enshrined in the Naismith Basketball Hall of Fame in Springfield, Mass. as a player in 1993, Meyers Drysdale's basketball career enters its fifth decade after becoming the first-high school player to make a United States National Team in 1974. Meyers Drysdale would become the first woman to receive a full athletic scholarship from UCLA, the first four-time Kodak All-American, male or female, the first female to be named in the school's athletics Hall of Fame. She led the Bruins to a basketball national championship in 1978 and a track national championship in 1975.

A 1976 silver medalist at the Olympics Games in Montreal, Meyers Drysdale remains the only female ever to sign a free-agent contract with an NBA team after signing with the Indiana Pacers in 1979. After being released by the Pacers, she served as a color commentator for Pacers broadcasts and was the first woman to broadcast an NBA game.

Meyers Drysdale has established herself as an expert analyst on ESPN, NBC, ABC, FOX Sports, and CBS and has done commentary for men's and women's basketball, softball, tennis, volleyball, and baseball since 1979. Her illustrious broadcasting resume includes the 1984, 2000, 2004, 2008 and 2012 Summer Olympics. In 2006, she was honored with the United States Sports Academy's (USSA) Ronald Reagan Media Award. In 2012, the U.S. Basketball Writers Association renamed its Women's National Player of the Year Award, the Ann Meyers Drysdale National Player of the Year Award, in honor of her impact in the sport.

In 1986, Ann married former Los Angeles Dodgers Hall of Famer pitcher Don Drysdale. It was the first time that a married couple was members of their respective sports' Hall of Fame. The Southern California native and Drysdale, who passed away in 1993, have three children: sons Don, Jr. (D.J.) and Darren, and daughter Drew.



### Arturo Ochoa, KSUN 1400 AM Spanish Radio Color Analyst

Arturo Ochoa, a native of Cananea, Sonora, Mexico will provide color analysis for all 41 Suns home games for the ninth consecutive season, and his 10th overall, on Spanish Radio KSUN 1400 AM.

The Northern Interamericana University graduate made his broadcasting debut for KSUN radio covering the Phoenix Suns in 2000-01. He was also part of KSUN's Arizona Diamondbacks Spanish radio broadcasts from 2006-08.

Ochoa makes his home in Phoenix.



### Ivan Valenzuela, KSUN 1400 AM Spanish Radio Play-by-Play

Ivan Valenzuela, a resident of Goodyear, Ariz., joined the Suns' broadcast team in 2010 and will provide play-by-play for all 41 Suns home games on Spanish Radio KSUN 1400 AM.

A graduate of Phoenix College, Valenzuela has been on the local broadcast scene since 2000, as both a producer and on-air talent with Entravision, Univision and KPHE-TV44. Currently, he is a sports anchor and producer of "Punto Deportivo" on TV44, a position he has held since 2007.

Valenzuela is a graduate of Carl Hayden High School in Phoenix.

# Alvin Gentry

## Head Coach



A coaching veteran of more than 30 years in the professional and collegiate ranks, Alvin Gentry was named the 14th head coach in Suns history on May 9, 2009, after originally being elevated to the role of interim head coach on Feb. 16, 2009. In just 261 games under his leadership, Gentry's Suns have compiled a 145-116 (.556) record, and have finished .500 or better in three of his four seasons.

Suns basketball under Gentry has been a winning brand that has featured two signature qualities: a high-scoring style of basketball that has made the team the league's most exciting to watch and a dominant homecourt advantage.

In his first full season as the Suns' head man in 2009-10, Gentry was a two-time NBA Western Conference Coach of the Month winner for November 2009 and March 2010. He guided the team to 54 wins, his career-high as a coach, and earned his second career playoff berth as a head coach, first since 1998-99 as leader of the Detroit Pistons. Gentry coached the Suns to 10 postseason victories in 2010, tied for the second-most in a single postseason in franchise history, and became just the fifth coach in franchise history to lead his team to a Western Conference Finals berth in his first full season.

Five times in eight seasons that Gentry has been with the organization, and two of four seasons during his head-coaching tenure, the Suns have led the NBA in scoring. During his tenure as head coach, Phoenix has averaged 106.5 points.

Since taking over with 31 games remaining in 2008-09, Gentry has won two-thirds of the club's home games, compiling a 88-44 (.667) mark that includes an impressive .690 win percentage against the ultra-competitive Western Conference (60-27).

Named the club's interim head coach after the 2009 All-Star break, Gentry's 31-game tenure with the Suns in 2008-09 saw him lead the club to a 46-36 (.561) finish, the second-most victories for a non-playoff team in the 25-year history of the NBA's 16-team playoff format, as he compiled the highest winning percentage of any interim coach in the NBA (18-13, .581). He returned the Suns to the franchise's high-scoring roots as Phoenix averaged an astounding 117.7 points following his promotion and raised its overall scoring average five full points to 109.4 for the season, best in the NBA. The Suns opened Gentry's tenure with a bang: a 40-point victory, the largest following a coaching change in NBA history, and three-straight 140-point efforts, the first time the NBA had seen such prolific scoring in three consecutive games in nearly two decades.

Originally hired by the Suns as an assistant coach on June 1, 2004, Gentry served in that position the previous four-plus seasons before earning the midseason promotion in 2008-09. In 21 seasons in the NBA, Gentry has worked alongside some of the game's most respected coaches, including Larry Brown, Kevin Loughery, Doug Collins and Mike D'Antoni, who have combined for more than 2,000 NBA victories.

Gentry is at the helm of his fourth NBA team after stints with the Los Angeles Clippers (2000-03), Detroit Pistons (1997-2000) and Miami Heat (1995). Gentry took over for Collins in Detroit on Feb. 2, 1998, and the next season his 1998-99 squad earned a playoff berth. In 2001-02, his second season with the Clippers, he guided Los Angeles to an improbable 39-43 (.476) record, the team's highest win total in nearly 10 seasons, a season after leading the club to a 16-win improvement in 2000-01, his rookie campaign with the club.

Gentry received his first head coaching opportunity with the Miami Heat, taking over for Loughery on Feb. 14, 1995, after serving as an assistant with the Heat from 1991-95. Miami compiled a 15-21 (.417) record under his guidance.

The 57-year-old Gentry, who assisted the USA Basketball Men's Senior National Team in training camp as they prepared for the 2006 FIBA Men's World Championships in Japan, made his entrance into the NBA as an assistant to Brown with the San Antonio Spurs in 1988-89. That came the season after serving under Brown with the 1988 NCAA Champion Kansas Jayhawks men's basketball team. Gentry subsequently moved to the Clippers for one season as an assistant under Mike Schuler.

He played point guard at Appalachian State for coaching legends Press Maravich, the father of "Pistol Pete," and former Georgia Tech Head Coach Bobby Cremins. Gentry graduated from Appalachian State with a degree in management in 1977.

After graduation, his cousin, former NBA All-Star David "Skywalker" Thompson, got him a tryout with the Denver Nuggets and although he didn't make the cut, he made an impression on Brown, who later hired him.

Gentry began his coaching career as a graduate assistant at the University of Colorado during the 1977-78 season. After one year working in private business, he returned to the bench when he received his first full-time collegiate assistant coaching job at Baylor in 1980. Gentry then returned to Colorado as an assistant coach from 1981-85 before joining Brown at Kansas.

Gentry and his wife Suzanne have two children, Ryan Marcus and Matthew Jackson. He also has one daughter, Alexis.

# Coaching Staff



## Elston Turner

### Assistant Coach

Elston Turner enters his second season as a Suns assistant coach in 2012-13, his 14th season as an NBA assistant coach with Phoenix, the Houston Rockets (2007-11), Sacramento Kings (2000-06) and Portland Trail Blazers (1996-00). No stranger to coaching defense on an offensive-minded club, the 53-year-old Turner was tabbed by Alvin Gentry to serve as the club's primary defensive coach after spending the previous six seasons as the lead assistant under noted offensive coach Rick Adelman. While working under Adelman, Turner was a part of two Western Conference All-Star coaching staffs (2001, 2003).

In Turner's first season on the Suns' bench, Phoenix limited opponents to just 98.6 points, a decrease of 7.3 points from the previous season, and a sub-100 average for the first time since 2003-04. Suns' opponents shot just 45.5 percent from the field in 2011-12 after connecting on 47.2 percent in 2010-11. During Turner's tenure with Houston, the Rockets surrendered an average opponent field goal mark of 45.5 percent overall (12,345-27,118), well below the league average. During Turner's first two seasons in Houston, when the Rockets had a healthy Yao Ming, the club surrendered just 43.8 percent shooting to opponents (5,843-13,329) and were ranked in the top-five in the NBA both seasons. Turner's 2007-08 Rockets owned the second-best mark in the league overall (.433).

A native of Knoxville, Tenn., Turner's career coaching responsibilities have included handling the team's game plan, individual skill work with players, advance scouting, and serving as head coach of the Rocket's Summer League squad. He joined the Kings' staff after spending four years in a similar capacity with the Portland Trail Blazers. His coaching career began in the CBA as an assistant coach for the Quad City Thunder and as a player/coach with the Chicago Rockers.

The 6-foot-5 Turner played eight NBA seasons with the Dallas Mavericks (1981-84), Denver Nuggets (1984-86, 1988-89) and Chicago Bulls (1986-88), developing a reputation as a tenacious defender. Turner averaged 4.7 points, 2.7 rebounds and 1.8 assists in 505 career NBA games. He also played parts of five seasons in the CBA and three years in Europe following his NBA career.

The Mavericks' 43rd overall selection (second round) of the 1981 NBA Draft, Turner entered the NBA after a stellar senior season at Ole Miss in which he led the school to its first NCAA Tournament appearance in 1980-81. The university honored Turner's many collegiate accomplishments in 2000 when he was inducted into the Ole Miss M-Club Athletic Hall of Fame.

Turner and his wife, Louise, have two children: son, Elston, Jr., and daughter, Taylor. Elston, Jr., is a starting guard at Texas A&M, who averaged a team-best 13.8 points in 2011-12 and earned an Honorable Mention All-Big 12 selection.



## Dan Majerle

### Assistant Coach

A Suns legend and Ring of Honor inductee Dan Majerle enters his fifth season in the NBA's coaching ranks after being named an assistant on June 20, 2008. Majerle has served as the head coach of the Suns' Las Vegas Summer League squads in 2008, 2009, 2010 and 2012.

Originally selected with the 14th overall pick by the Suns in the 1988 NBA Draft, Majerle made seven playoff appearances as a player with Phoenix (1988-95). Majerle quickly became a permanent fan favorite while playing eight seasons in Phoenix (1988-95, 2001-02). The 6-6 swingman, who was a member of the Suns' 1993 Western Conference Championship squad, played one season in Cleveland and five in Miami under Hall of Fame coach Pat Riley following his departure from Phoenix via trade on Oct. 7, 1995. The 47-year-old concluded his career as a Sun following the 2001-02 season in Phoenix where he sank his then-franchise-record 800th and final career three-pointer with 25.3 seconds remaining in the season finale on April 17, 2002, versus Dallas. Suns guard Steve Nash surpassed that mark in 2009-10.

"Thunder Dan" was inducted into the Suns Ring of Honor, the team's highest honor, on March 9, 2003. At the ceremony, Suns Chairman Jerry Colangelo announced the creation of the Dan Majerle Hustle Award, explaining, "When you think of Dan Majerle, you think of a guy who gave maximum effort in every game, every practice...in everything he did. It is this work ethic that inspired the creation of the award." It is given annually to a Suns player exemplifying those attributes and was won most recently in 2011 by Grant Hill.

Majerle was a three-time All-Star (1992, 1993, 1995) who became the first reserve in NBA history to be voted an All-Star starter in 1995 when the game was held in Phoenix. The 14-year NBA veteran ranks 18th in NBA history with 1,360 three-pointers made and holds the NBA Finals record with 17 three-pointers made in a series against Chicago in 1993.

Before joining the Suns' coaching staff, Majerle spent the previous four seasons as an analyst on Suns' television broadcasts. He made his broadcast debut working for TNT during the 2003 NBA Playoffs and has also worked for ESPN and ABC.

The Traverse City, Mich., native has four children: Madison, McKenzie, Mia and Max.





## Igor Kokoskov

### Assistant Coach

Igor Kokoskov (kuh-KOS-kov) enters his fifth season as a member of the Suns' coaching staff and his 13th season overall as an NBA assistant. In 13 years on an NBA bench, Kokoskov's teams have made six conference finals appearances, two NBA Finals trips and have earned one NBA championship. He joined the Suns after five seasons with the Detroit Pistons, reaching the conference finals in each campaign and earning the 2004 NBA title.

Prior to joining the Pistons, Kokoskov served as an assistant with the Los Angeles Clippers from 2000-03 under then-head coach Alvin Gentry, becoming the first full-time, non-American assistant coach in NBA history. Kokoskov later became the first non-American assistant to win an NBA championship and also the first to serve on an NBA All-Star Game coaching staff. He owns the distinction of being the first European coach to hold a full-time position with an NCAA Division I-A school when he served as an assistant at the University of Missouri during the 1999-00 season with current Milwaukee Bucks General Manager John Hammond.

The native of Belgrade, Serbia, owns extensive international experience as a head coach and assistant coach. He was an assistant with the Serbian national team at the 2004 Athens Olympics under renowned European coach Zeljko Obradovic. Kokoskov has enjoyed five successful summers (2008-12) as the national team head coach for the Republic of Georgia. His team has twice qualified for the European Championships during his tenure, something the nation had never done previously. In 2012, his work with the national team earned him the Order of Honour, Georgia's highest civilian honor.

Prior to his move to the United States, the 40-year-old Kokoskov instructed the former Yugoslavia's top amateur and professional players for eight years, including a stint as an assistant coach for the nation's junior national team.

Kokoskov has participated in the NBA's Basketball Without Borders program and administered other clinics throughout Africa and Europe.

He and wife Patricia were married in the summer of 2009 and reside in Scottsdale. The couple has two children: a son, Luka, and daughter, Elina-Grace.



## Noel Gillespie

### Assistant Coach/Advance Scout

Noel Gillespie begins his tenth season overall with the Suns and his third season as an assistant coach. This is Gillespie's fifth season as the Suns advance scout, where he assists the coaching staff in their game preparation for upcoming opponents and compiling scouting reports for each game.

Gillespie served as a part-time advance scout for two seasons prior to being named advance scout in 2008, and spent the previous four seasons as the Suns' Video Scouting Coordinator. Gillespie also has served as an assistant coach for the Suns' Las Vegas summer league squad from 2006-2012.

He began his career with the organization in 2003 as the Assistant Video Coordinator for the Suns and the Video Coordinator for the WNBA's Phoenix Mercury. In 2007, Gillespie served as a special assistant to the Western Conference All-Star team under head coach Mike D'Antoni, and also served as an assistant coach of the sophomore team at the 2007 Rookie Challenge in Las Vegas.

A native of Milwaukee, Wis., and a graduate of the University of Wisconsin-Whitewater, Gillespie got his start with the Indiana Pacers in 2001 assisting the video, scouting, and coaching staffs. Gillespie then worked as a graduate assistant at Florida State University in 2002 before joining the Suns. He has also participated in the NBA's Basketball Without Borders program in Johannesburg, South Africa.

He and wife, Sherry, are the proud parents of Jack, born in September 2008.



## Aaron Nelson

### Head Athletic Trainer

Among the most well-regarded head athletic trainers in all of professional sports, Aaron Nelson enters his 13th season as the Suns' head athletic trainer, only the second in team history after replacing Suns Ring of Honor member Joe Proski in July 2000. Nelson, who was the second-youngest head athletic trainer in the NBA when he was promoted, was originally hired as the Suns' assistant athletic trainer in 1993. He and his staff have built the Suns into an industry-leader with a reputation for prolonging the careers of some of

the game's best.

Included in his role are the prevention, treatment and rehabilitation of injuries, and coordination of team travel operations.

Nelson, who was named the Joe O'Toole NBA Athletic Trainer of the Year by the National Basketball Athletic Trainers Association for 2009, is certified and licensed as an athletic trainer, performance enhancement specialist (PES) and corrective exercise specialist (CES). He is a member of the National Athletic Trainers Association (NATA), Arizona Athletic Trainers Association (AZATA), National Academy of Sports Medicine (NASM) and National Basketball Athletic Trainers Association (NBATA). In the Spring of 2010, Nelson was appointed by the Governor to serve on the Arizona Board of Athletic Training. Nelson served as the athletic trainer for the USA Basketball Men's Select Team that helped prepare the 2007 USA Senior National Team for the FIBA Americas Championship in Las Vegas.

Following graduation from Iowa State University in December 1992, Nelson spent the spring 1993 semester as a graduate assistant at Arizona State University. While an undergraduate, he was a student athletic trainer for four years under NATA Hall of Famer Frank Randall. He earned a Bachelor of Science degree in physical education with an emphasis on athletic training and a minor in health. Nelson, who is a member of the Advisory Board for the National Academy of Sports Medicine, received his Master of Science degree in exercise science from California University at Pennsylvania.

In the summer of 2004, Nelson completed a two-week volunteer internship with the United States Olympic Committee (USOC) in the sports medicine department at the Olympic training facility in Chula Vista, Calif., working primarily with track and field and Paralympic athletes.

The Manning, Iowa native is the brother-in-law of former Suns guard Jeff Hornacek. He and wife Jessica have two sons, Andrew (5) and Logan (3), and a daughter, Emma (1).



## Mike Elliott

### Strength and Conditioning Coach/Assistant Athletic Trainer

Beginning his 10th season as a member of the Suns' athletic training staff, Mike Elliott this season enters his fourth campaign as the club's head strength and conditioning coach/assistant athletic trainer. In his role, he is responsible for all aspects of player strength and conditioning and assists Nelson with daily recognition, care and treatment of team-related medical issues.

Elliott, who joined the Suns full-time in 2003-04 as assistant athletic trainer, accepted a position as the lead strength and conditioning coach for the British Men's National Team in 2010 as the team trained for the 2012 Olympic Games in London.

Elliott is a certified athletic trainer, performance enhancement specialist (PES) and corrective exercise specialist (CES) from the National Academy of Sports Medicine (NASM). He received his Master of Science in performance enhancement and injury prevention from California University at Pennsylvania in 2005 and did his undergraduate work in exercise science at Arizona State University where he was in the athletic training program under Perry Edinger and former Suns strength coach/assistant athletic trainer and current Dallas Mavericks Head Athletic Trainer Casey Smith.

The Phoenix native is a 1997 graduate of Brophy College Preparatory.



**John Treloar**

## Director of Player Personnel

John Treloar enters his third season with the Suns as director of player personnel after being named to the post on Sept. 15, 2010. In his role, Treloar assists President of Basketball Operations Lon Babby and General Manager Lance Blanks in personnel decisions and leads the club's draft scouting process.

Before joining the Suns, Treloar, 56, spent the previous two seasons as the head coach of the NBA Development League's Erie BayHawks, then an affiliate of the Cleveland Cavaliers and Toronto Raptors, where he was also responsible for all personnel decisions. Treloar joined the expansion franchise in 2008, and both assembled the squad and led it to a playoff berth in club's inaugural season.

A 33-year veteran of basketball as both a coach and executive, Treloar's head coaching experience at the professional level was established over eight seasons in the CBA with the Wichita Falls Texans (1990-94), Chicago Rockers (1994-95) and Connecticut Pride (1996-97). His teams made seven playoff appearances in eight seasons and in 1991 Treloar became just the second coach in league history to win a championship in his first season on the bench. While in the CBA, Treloar competed against coaches like George Karl, Flip Saunders, Eric Musselman and Terry Stotts, all of whom eventually became NBA head coaches. Prior to becoming a coach, Treloar served as general manager for both the Mississippi Jets (1987-88) and Texans (1988-89).

Treloar enjoyed success as an assistant coach at Louisiana State University (2004-08) and Indiana University (1997-2004) under Bob Knight and Mike Davis, helping to guide the Hoosiers to six NCAA Tournament appearances and the 2002 Final Four.

A native of Clinton, Miss., Treloar and wife, Debra, have two children, Taylor and Trey. He earned a bachelor's degree in business administration from Bellhaven College and a master's degree in behavioral studies from the University of Alabama.



**Mark West**

## Vice President, Player Programs

One of the most popular Phoenix Suns on the court, Mark West joined the club's front office in 2001 and has been the team's Vice President of Player Programs since March 2006. In his role, West carries out a range of duties focusing on the business of basketball, player relations and development and community representation. West also serves as the team liaison for the NBA Player Development program administered by the league.

West was a member of the Suns from 1988-94 and then again in the 1999-2000 season. He currently ranks third in NBA history in field goal percentage (.580) behind only Shaquille O'Neal (.582) and Artis Gilmore (.599), and West led the NBA in shooting in 1989-90 when he shot 62.5 percent from the field.

West came to the Suns with Kevin Johnson in a trade with Cleveland on Feb. 25, 1988, and Phoenix had a 335-180 (.650) record from 1988-89 to 1993-94 with at least 53 victories in each season and a run to the 1993 NBA Finals. In addition to his eight-year tenure with Phoenix, West played for Dallas, Milwaukee, Cleveland, Detroit and Indiana.

Born in Fort Campbell, Ky., West graduated from Old Dominion in 1983 with a degree in business administration, and earned a master's degree in business administration in 2010 from the University of Phoenix. He and his wife, Elaine, have two sons, Markus and Markyle.



620 AM - ARIZONASPORTS.COM

# CATCH EVERY GAME

A Phoenix Suns player in an orange jersey with the number 1 is shown in a dynamic pose, dribbling a basketball. The player is looking down at the ball. The background is a solid orange color.

ON ARIZONA SPORTS 620 AM  
YOUR HOME FOR SUNS BASKETBALL

NEW PLAYERS • NEW TEAM • NEW GAME

Text SUNS to 620620  
for breaking SUNS news & alerts  
\*Msg rates may apply

ALL FOR  
ORANGE







**PLAYERS**



# Michael Beasley #0



**Forward**      **6-10 235**      **Current NBA Season: 5**

**Born: 01/09/89, Frederick, MD**      **College: Kansas State**

**Acquired: Signed as a free agent on July 20, 2012**

**Status: Signed through 2014-15**

## 2011-12

In his fourth NBA season, second with Minnesota, averaged 11.5 points, 4.4 rebounds and 1.0 assists in 23.1 minutes in 47 games (seven starts)... After missing just 14 games in his first three NBA seasons combined, missed 19 games last season due to two separate injuries... Missed 11 games due to a sprained right foot and eight contests due to a sprained left toe... Started season's first seven games before suffering the foot injury Jan. 6; his final 40 appearances of the season came in a reserve role... Shot a career high from three-point range for the second consecutive season (36.6 percent in 2010-11), connecting on 37.6 percent of his long range attempts... Through the first three-plus months of the season, shot 44.6 percent (37-of-83) from three-point range... Averaged 12.4 points on 51.0 percent shooting in 20 road games (10.9 points, 40.3 percent at Target Center)... Scored in double figures 26 times... Six scoring efforts of 20 or more points, including one 30-point game, a season-high 34-point effort Jan. 30 at Houston... Five of his six 20-point efforts came in a reserve role... The 34-point effort as a reserve tied a Minnesota franchise record, and was tied for the second-highest by a reserve in the NBA last season (Harden-40)... Four double-doubles... Led the Wolves in scoring five times... Scored the 4000th point of his NBA career Feb. 29 at LA Lakers... Signed a multi-year free agent contract with the Suns on July 20, 2012.

## Pro Career

### AWARDS AND RECOGNITION

2009 All-Rookie First Team Selection... Eastern Conference Rookie of the Month, April 2009... Participated in the T-Mobile All-Star Rookie Challenge as both a rookie and a sophomore.

### CAREER NOTES

Originally selected with the second overall pick of the 2008 NBA Draft by the Miami Heat, owns career averages of 15.1 points, 5.6 rebounds, 1.4 assists and 27.9 minutes in 279 games (177 starts) with Miami (2008-10) and the Minnesota Timberwolves (2010-12)... Acquired by the Timberwolves on July 12, 2010, in exchange for 2011 and 2014 second-round picks and cash considerations... Averaged 16.2 points, 5.1 rebounds, 1.7 assists and 28.7 minutes in 120 games (80 starts) with Minnesota, while shooting 44.9 percent from the field, including 37.0 percent from three-point range... Joins the Suns with career averages against the Pacific Division of 17.4 points and 6.1 rebounds, both his highest against any NBA division... In his career against the Pacific, has shot 48.3 percent from the field, including 42.4 percent from three-point range, both by far his best against any NBA division... Owns 10 career efforts of 30 or more points, nine of which have come in the last two seasons... The 10 career 30s are more than any player on the current Suns roster, and include one 40-point game, a career-high 42 points Nov. 10, 2010 at Sacramento... Owns 31 career double-doubles... Has shot a career-best percentage from three-point range in two-straight seasons... Two career last-second game-winners: Dec. 26, 2010 at Cleveland (:05.9 seconds remaining), Nov. 17, 2010 vs. LA Clippers (:02.3 seconds remaining)... Best statistical NBA season came in 2010-11, his third overall and first in Minnesota, when he averaged a career-high 19.2 points (20th-NBA) and 5.6 rebounds in 73 games (73 starts)... Set single-season career highs with 32 games of 20 or more points and 66 double-digit scoring efforts... Demonstrated his all-around game that season by making a career-high 60 three-pointers while also attempting a career-high 291 free throws... His career-high 42-point game that season made him the youngest player in Minnesota franchise history to reach 40 or more... In first two NBA seasons with the Heat, averaged 14.3 points, 5.9 rebounds, 1.2 assists and 27.3 minutes in 159 games (97 starts)... Helped lead the team to playoff berths in each of his first two seasons and was the team's second-leading scorer in both campaigns (Wade)... Among his early-career playoff accomplishments, became the youngest player in NBA playoff history with a 20-point, 15-rebound game, breaking a record previously held by Magic Johnson (May 1, 2009 vs. Atlanta)... Earned First Team All-Rookie honors in 2009... Named the Eastern Conference Rookie of the Month for April 2009 after scoring in double figures in all eight games in the month and averaging 20.6 points, 8.6 rebounds, 1.6 assists and 31.5 minutes while shooting 55.3 percent from the floor... As a rookie, scored in double figures on 58 occasions, including 16 games with at least 20 points, and eight double-doubles... Had three-straight games with at least 23 points and 13 rebounds, the first rookie to accomplish that feat since Tim Duncan in 1997-98.

## College

Played one season at Kansas State University before becoming an early entry candidate for the 2008 NBA Draft... Started all 33 games for the Wildcats and averaged 26.2 points, third-most in the nation, an NCAA-best 12.4 rebounds, 1.64 blocks, 1.27 steals and 1.2 assists while shooting 53.2 percent from the field, 37.9 percent from three-point range and 77.4 percent from the free throw line... The Sporting News and United States Basketball Writers Association (USBWA) National Freshman of the Year... Received the Pete Newell Big Man of the Year award from the National Association of Basketball Coaches (NABC)... Earned unanimous First Team All-American honors from the Associated Press, NABC, The Sporting News and USBWA... Named to the Wooden Award All-America Team... Named the Big 12 Player of the Year by the AP and the league coaches... A unanimous First Team All-Conference and All-Rookie Team selection... Established a school career record for 40-point games with three... Set KSU single-season records in points (866), scoring average, rebounds (408), field goals made (307), free throws made (216), 30-point games (13) and double-doubles (28)... Led the nation in 40-point games, 30-point/10-rebound games (13) and 20-point/10-rebound games (22)... Posted a nation-leading 28 double-doubles, breaking the freshman mark previously held by Carmelo Anthony... Led Kansas State to its first NCAA Tournament win since 1988 and averaged 23.0 points and 12.0 rebounds in his two NCAA Tournament contests... Scored a career-high 44 points against Baylor on Feb. 23, 2008, setting Big 12 single-game records for points scored and free throw percentage by making all 15 of his attempts from the foul line... Made his collegiate debut against Sacramento State on Nov. 9, 2007 and finished with 32 points, a career-high and Big 12 Conference single-game record 24 rebounds, four assists and four blocked shots in 31 minutes... Member of the USA Junior National Select Team that defeated the World Select Team at the 2007 Nike Hoop Summit.

*continued...*



## Michael Beasley... continued

## Personal

Full name is Michael Paul Beasley, Jr. ... Goes by the nickname "B-Easy"... His mother is Fatima Smith... Has two brothers (Leroy Ellison and Malik Smith) and two sisters (Mychaela Beasley and Tiffany Couch)... Has a daughter (Mikaiya Beasley)... His godbrother is NBA veteran DerMarr Johnson... Is a childhood friend of Oklahoma City's Kevin Durant... Lists his family as his most prized possession... Resides in Seat Pleasant, Md.... Interests include cars, shopping and playing video games... Chose to attend Kansas State University because of his relationship with one of the assistant coaches... Is a fan of his hometown Washington Nationals... Lists Spongebob Squarepants as his favorite television show, and Austin Powers and anything starring Will Ferrell as his favorite movies... Enjoys listening to R&B, rap, pop, Go-go and soul music and chose Lil Wayne, Jay-Z and Lauryn Hill as his favorite musical artists... Selected Cancun as his favorite vacation destination and the best place he has visited... Was named the Most Valuable Player of the 2007 McDonald's All-American Game after a 23-point performance... Also earned MVP honors at the adidas Derby Festival Classic and was selected to play in the All-American Brand Jordan Classic... Earned 2007 USA Today All-USA High School Boys Basketball Second Team honors as a senior and Third Team honors as a junior... Averaged 28.0 points, 16.0 rebounds, 4.5 blocks and 4.0 assists as a senior at Notre Dame Prep, helping lead his team to a 35-3 record and the inaugural Prep School National Championship... Averaged 20.1 points, 10.4 rebounds and 4.5 blocks as a junior at Oak Hill Academy in Mouth of Wilson, Va. and helped the team win a school-record 40 games... Averaged 28 points, 13 rebounds and 4.0 blocks as a sophomore at Riverdale Baptist High School in Upper Marlboro, Md... As a freshman at National Christian Academy in Fort Washington, Md. he averaged 30 points and 10 rebounds... His game day ritual includes listening to the music of Lauryn Hill... Wears size 17 sneakers.

## NBA Regular Season Statistics

YEAR	TEAM	G	MIN	FIELD GOALS		3-POINT		FREE THROWS		REBOUNDS		AST	STL	BLK	PTS	- AVERAGES -		
				FGM-FGA	PCT	FGM-FGA	PCT	FTM-FTA	PCT	OFF-DEF	TOT					RPG	APG	PPG
08-09	Miami	81	2009	452-957	.472	33-81	.407	186-241	.772	110-329	439	83	41	37	1123	5.4	1.0	13.9
09-10	Miami	78	2328	468-1040	.450	28-102	.275	192-240	.800	123-375	498	100	80	49	1156	6.4	1.3	14.8
10-11	Minnesota	73	2361	561-1246	.450	60-164	.366	219-291	.753	118-291	409	158	54	52	1401	5.6	2.2	19.2
11-12	Minnesota	47	1087	221-491	.445	38-101	.376	61-95	.642	39-168	207	45	18	19	541	4.4	1.0	11.5
<b>TOTALS</b>		<b>279</b>	<b>7785</b>	<b>1702-3740</b>	<b>.455</b>	<b>159-448</b>	<b>.355</b>	<b>658-867</b>	<b>.759</b>	<b>390-1163</b>	<b>1553</b>	<b>386</b>	<b>193</b>	<b>157</b>	<b>4221</b>	<b>5.6</b>	<b>1.4</b>	<b>15.1</b>

## NBA Playoff Statistics

YEAR	TEAM	G	MIN	FIELD GOALS		3-POINT		FREE THROWS		REBOUNDS		AST	STL	BLK	PTS	- AVERAGES -		
				FGM-FGA	PCT	FGM-FGA	PCT	FTM-FTA	PCT	OFF-DEF	TOT					RPG	APG	PPG
08-09	Miami	7	178	34-88	.386	4-13	.308	13-17	.765	10-41	51	7	2	7	85	7.3	1.0	12.1
09-10	Miami	5	135	22-49	.449	1-2	.500	7-9	.778	10-19	29	3	4	0	52	5.8	0.6	10.4
<b>TOTALS</b>		<b>12</b>	<b>626</b>	<b>56-137</b>	<b>.409</b>	<b>5-15</b>	<b>.333</b>	<b>20-26</b>	<b>.769</b>	<b>20-60</b>	<b>80</b>	<b>10</b>	<b>6</b>	<b>7</b>	<b>137</b>	<b>6.7</b>	<b>0.8</b>	<b>11.4</b>

## Career Highs

POINTS - 42 (11/10/10, Minnesota at Sacramento)

REBOUNDS - 16 (4/12/09, Miami vs. New York)

ASSISTS - 7 (3 times, last 4/5/11, Minnesota at New Jersey)

BLOCKS - 4 (12/17/10, Minnesota at Portland)

STEALS - 5 (4/6/11, Minnesota vs. Phoenix)

FGM - 17 (11/10/10, Minnesota at Sacramento)

FGA - 31 (11/10/10, Minnesota at Sacramento)

3-PT FGM - 4 (2 times, last 2/10/12, Minnesota vs. Dallas)

3-PT FGA - 8 (2/13/12, Minnesota at Orlando)


FTM - 12 (1/30/12, Minnesota at Houston)

FTA - 12 (3 times, last 1/30/12, Minnesota at Houston)

MINUTES - 48 (2 times, last 1/5/11, Minnesota vs. Charlotte)

# Shannon Brown

# #26



**Guard**      **6-4**      **210**      **Current NBA Season: 7**

**Born: 11/29/85, Maywood, IL**      **College: Michigan State**

**Acquired: Signed as free agent on Dec. 10, 2011;**  
**Re-signed on July 25, 2012**

**Status: Signed through 2013-14**

## 2011-12

In his sixth NBA season and first as a Sun, averaged a career-high 11.0 points, career-best 2.7 rebounds and 1.2 assists in a career-high 23.7 minutes in 59 games (19 starts)... Averaged a career high in scoring for the third-straight season and averaged double figures in scoring for the first time in his career (prev. 8.7 in 2010-11)... Started 19 games (16 starts in first five NBA seasons), including the final 17 contests of the season in place of an injured Grant Hill (March 27-April 25)... Averaged 15.6 points starting for Hill, shooting 44.0 percent from the field and 40.2 percent from three-point range... Averaged 15.8 points as a starter overall, and scored in double figures in 16 of 19 starts (Jan. 13, March 15, March 27-April 25)... Despite a 66-game slate, registered a single-season career-high 33 double-digit scoring efforts... 33 efforts in 59 games (55.9 percent) after doing so a combined 58 times in 164 games the previous two seasons (35.4 percent), which had been the best of his career... Tallied five 20-point efforts (59 games) after recording six in first 256 career games (five seasons)... All five came in the season's final 24 games, all as a starter... Single-season career-high 11 efforts of 16 points or more (nine in 82 games in 2009-10)... One 30-point effort, a career-high 32 points on March 27 vs. San Antonio... Appeared in 21 of season's first 22 games, then registered five consecutive DNP's (Coach's Decision); returned to regular playing time Feb. 14, saw action in 37 consecutive games to end the season and averaged 12.2 points in that stretch... Scored in double figures in a career-high 11 consecutive games from March 25-April 3, surpassing an early-season streak of six-straight from Jan. 6-15; had two streaks of six or more games as a Sun after joining Phoenix without one in his career... Made at least one steal in a career-high 10-straight games... Led team in scoring six times... Did not miss a game due to injury... Originally signed with the Suns as a free agent on Dec. 10, 2011... Re-signed a free-agent contract with the Suns on July 25, 2012.

*continued...*

## NBA Regular Season Statistics

YEAR	TEAM	G	MIN	FIELD GOALS		3-POINT		FREE THROWS		REBOUNDS		AST	STL	BLK	PTS	- AVERAGES -		
				FGM-FGA	PCT	FGM-FGA	PCT	FTM-FTA	PCT	OFF-DEF	TOT					RPG	APG	PPG
06-07	Cleveland	23	202	28-74	.378	7-25	.280	10-14	.714	6-15	21	10	7	3	73	0.9	0.4	3.2
07-08	Cle/Chi	21	240	44-126	.349	9-30	.300	17-29	.586	6-14	20	17	11	3	114	1.0	0.8	5.4
08-09	Cha/LAL	48	477	78-165	.473	14-37	.378	32-39	.821	11-33	44	38	22	7	202	0.9	0.8	4.2
09-10	L.A. Lakers	82	1700	253-592	.427	62-189	.328	99-121	.818	30-153	183	108	57	31	667	2.2	1.3	8.1
10-11	L.A. Lakers	82	1568	273-643	.425	74-212	.349	92-101	.911	35-122	157	96	67	16	712	1.9	1.2	8.7
11-12	Phoenix	59	1400	251-598	.420	68-188	.362	80-99	.808	38-119	157	69	44	15	650	2.7	1.2	11.0
<b>TOTALS</b>		<b>315</b>	<b>5587</b>	<b>927-2198</b>	<b>.422</b>	<b>234-681</b>	<b>.344</b>	<b>330-403</b>	<b>.819</b>	<b>126-456</b>	<b>582</b>	<b>338</b>	<b>208</b>	<b>75</b>	<b>2418</b>	<b>1.8</b>	<b>1.1</b>	<b>7.7</b>

## NBA Playoff Statistics

YEAR	TEAM	G	MIN	FIELD GOALS		3-POINT		FREE THROWS		REBOUNDS		AST	STL	BLK	PTS	- AVERAGES -		
				FGM-FGA	PCT	FGM-FGA	PCT	FTM-FTA	PCT	OFF-DEF	TOT					RPG	APG	PPG
06-07	Cleveland	1	0	0-0	---	0-0	---	0-0	---	0-0	0	0	0	0	0	0.0	0.0	0.0
08-09	L.A. Lakers	21	276	36-83	.434	12-25	.480	19-24	.792	8-17	25	13	10	2	103	1.2	0.6	4.9
09-10	L.A. Lakers	23	324	42-107	.393	9-32	.281	20-28	.714	7-22	29	20	10	7	113	1.3	0.9	4.9
10-11	L.A. Lakers	10	165	28-61	.459	7-25	.280	9-14	.643	5-14	19	7	6	2	72	1.9	0.7	7.2
<b>TOTALS</b>		<b>55</b>	<b>766</b>	<b>106-251</b>	<b>.422</b>	<b>28-82</b>	<b>.341</b>	<b>48-66</b>	<b>.727</b>	<b>20-53</b>	<b>73</b>	<b>40</b>	<b>26</b>	<b>11</b>	<b>288</b>	<b>1.3</b>	<b>0.7</b>	<b>5.2</b>

## Career Highs

**POINTS - 32** (3/27/12 vs. San Antonio)

**REBOUNDS - 11** (12/28/10, L.A. Lakers at San Antonio)

**ASSISTS - 6** (2/3/10, L.A. Lakers vs. Charlotte)

**BLOCKS - 2** (11 times, last 4/21/12 vs. Denver)

**STEALS - 4** (3 times, last 4/19/12 vs. L.A. Clippers)

**FGM - 11** (2 times, last 3/27/12 vs. San Antonio)

**FGA - 24** (4/21/12 vs. Denver)

**3-PT FGM - 6** (4/21/12 vs. Denver)

**3-PT FGA - 12** (4/21/12 vs. Denver)

**FTM - 10** (1/8/12 vs. Milwaukee)

**FTA - 12** (1/8/12 vs. Milwaukee)

**MINUTES - 42** (2 times, last 3/27/12 vs. San Antonio)

## Shannon Brown... continued

### Pro Career

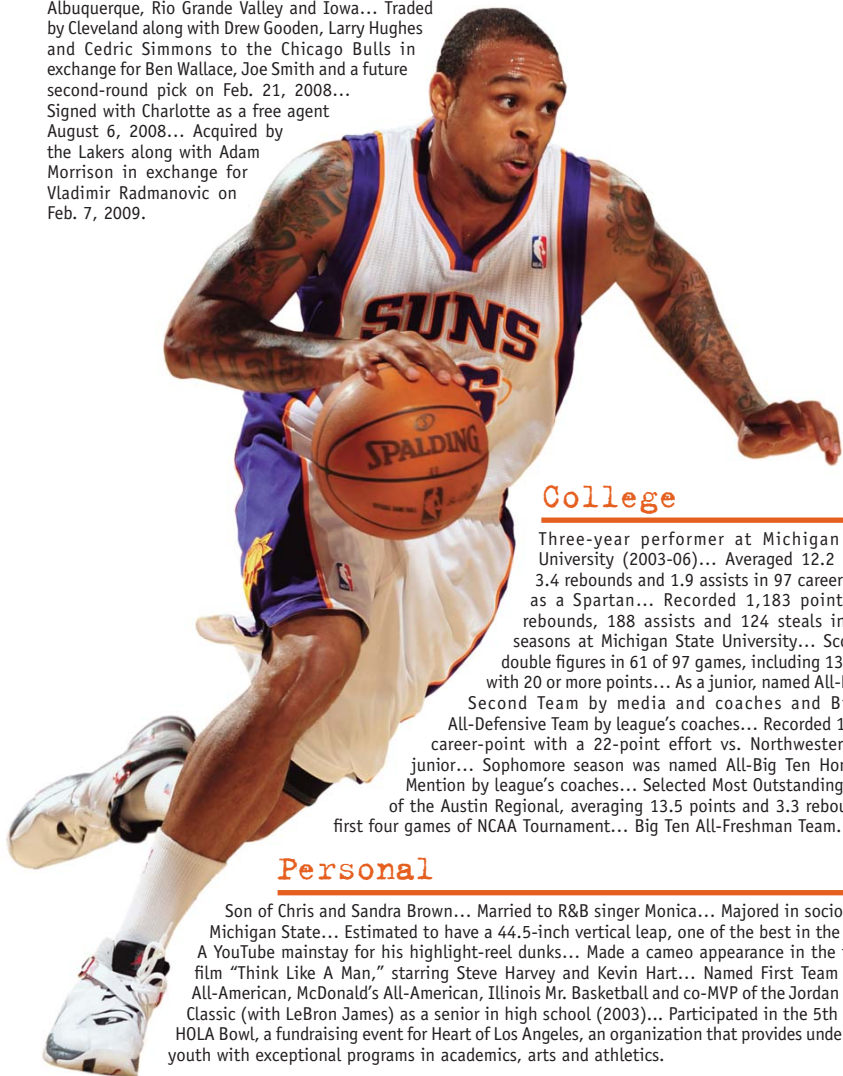
Six-year NBA veteran owns career averages of 7.7 points, 1.8 rebounds, 1.1 assists in 315 games (35 starts)... Two-time NBA Champion with the Los Angeles Lakers (2009, 2010)... Originally selected with the 25th overall pick of the 2006 NBA Draft by the Cleveland Cavaliers, whose front office included current Suns General Manager Lance Blanks... Has played for the Cavaliers (2006-07), Chicago Bulls (2007-08), Charlotte Bobcats (2008-09), Los Angeles Lakers (2009-11) and Suns... Has averaged a career high in scoring in each of the last three seasons... Last three seasons have seen him average 9.1 points, 2.2 rebounds and 1.2 assists in 20.9 minutes, including 11.0 points, 2.7 rebounds and 1.2 assists in 23.7 minutes as a Sun... In his career as a starter (35 games), has averaged 13.7 points, 3.4 rebounds and 2.0 assists... Has scored in double figures 102 times in his career (33 as a Sun), including 11 career 20-point games, all 11 of which came in the last three seasons (five as a Sun)... Two career double-digit rebounding efforts... One career double-double (Feb. 16, 2010)... Played in all 82 games in both 2009-10 and 2010-11, one of just eight NBA players to see action in every game both seasons (Lamar Odom, Russell Westbrook, Brook Lopez, Wesley Matthews, Boris Diaw, Derek Fisher, Jared Dudley)... Participated in the 2010 Sprite Slam Dunk Contest during All-Star Weekend in Dallas... Has seen action in 11 D-League games, averaging 23.9 points, 5.6 rebounds and 3.5 assists for Albuquerque, Rio Grande Valley and Iowa... Traded by Cleveland along with Drew Gooden, Larry Hughes and Cedric Simmons to the Chicago Bulls in exchange for Ben Wallace, Joe Smith and a future second-round pick on Feb. 21, 2008... Signed with Charlotte as a free agent August 6, 2008... Acquired by the Lakers along with Adam Morrison in exchange for Vladimir Radmanovic on Feb. 7, 2009.

### College

Three-year performer at Michigan State University (2003-06)... Averaged 12.2 points, 3.4 rebounds and 1.9 assists in 97 career games as a Spartan... Recorded 1,183 points, 329 rebounds, 188 assists and 124 steals in three seasons at Michigan State University... Scored in double figures in 61 of 97 games, including 13 games with 20 or more points... As a junior, named All-Big Ten Second Team by media and coaches and Big Ten All-Defensive Team by league's coaches... Recorded 1,000th career-point with a 22-point effort vs. Northwestern as a junior... Sophomore season was named All-Big Ten Honorable Mention by league's coaches... Selected Most Outstanding Player of the Austin Regional, averaging 13.5 points and 3.3 rebounds in first four games of NCAA Tournament... Big Ten All-Freshman Team.

### Personal


Son of Chris and Sandra Brown... Married to R&B singer Monica... Majored in sociology at Michigan State... Estimated to have a 44.5-inch vertical leap, one of the best in the NBA... A YouTube mainstay for his highlight-reel dunks... Made a cameo appearance in the feature film "Think Like A Man," starring Steve Harvey and Kevin Hart... Named First Team Parade All-American, McDonald's All-American, Illinois Mr. Basketball and co-MVP of the Jordan Capital Classic (with LeBron James) as a senior in high school (2003)... Participated in the 5th Annual HOLA Bowl, a fundraising event for Heart of Los Angeles, an organization that provides underserved youth with exceptional programs in academics, arts and athletics.





# Goran Dragić

# #1



**Guard**      **6-3**      **190**      **Current NBA Season: 5**  
**Born: 5/6/86, Ljubljana, Slovenia**      **Club: Union Olimpija (Slovenia)**  
**Acquired: Signed as a free agent on July 19, 2012**  
**Status: Signed through 2014-15; Player Option: 2015-16**

## 2011-12

In his fourth NBA season, second with Houston, averaged career highs in scoring (11.7), assists (5.3), rebounds (2.5), steals (1.3) and minutes (26.5) while playing in all 66 games (career-high 28 starts)... Earned league-wide attention and eventually a multi-year contract from the Suns in free agency after starting the season's final 26 games (March 10-April 26) in place of injured starter Kyle Lowry... As a starter overall (28 games), averaged 18.0 points, 8.4 assists and 1.82 steals... Only NBA player with at least those numbers over the full season in 2011-12 was Clippers guard Chris Paul, who was an All-Star starter and First Team All-NBA selection... By comparison, Jeremy Lin, who made perhaps the biggest splash of any player last season, averaged 18.2 points (Dragic-18.0) and 7.7 assists (Dragic-8.4) in 25 games as a starter... As a starter in season's final 26 games, averaged 18.2 points, 8.3 assists and 1.85 steals while leading the team to a 13-13 (.500) finish, which included an 8-3 (.727) stretch... Earned Western Conference Player of the Week honors for April 2-8 (20.7 points, 8.3 assists, 2.67 steals)... As a starter, shot 49.0 percent from the field, 37.9 percent from three-point range and 83.9 percent from the line... Only NBA players who shot at least that well in 2011-12 overall were All-Stars Kevin Durant, James Harden and Steve Nash... Set career highs in free throws made (153) and attempted (190)... As a starter, averaged 4.4 free throw attempts, which would have led the Suns in attempts per game... Reached double figures in scoring 39 times, including a single-season career-best 13 20-point performances... Dished 10 or more assists on a career-high nine occasions, including a career-most eight double-doubles... Posted double-figure assists in a single half in two games... Reached double-figure scoring in a career-high 27 consecutive outings (March 6-April 22), which included 20-plus points in nine of the last 14 contests of that run... Recorded at least six assists in a career-best 24-straight games (March 10-April 21), which ranked tied for the second longest such streak in the NBA in 2011-12 (Nash-40, Rondo-24)... Tallied a career-high 14 assists March 17 at L.A. Clippers, equaling his previous career-best of 11 assists in the first half alone... Was his second-straight 10-plus assist first half for the first time in his career... Hit a 20-footer from the corner with :03.0 seconds left in regulation to send the game into overtime March 6 at Boston... Finished seventh in voting for NBA Most Improved Player... Signed a multi-year free agent contract with the Suns on July 19, 2012.

*continued...*

## NBA Regular Season Statistics

YEAR TEAM	G	MIN	FIELD GOALS		3-POINT		FREE THROWS		REBOUNDS		AST	STL	BLK	PTS	- AVERAGES -		
			FGM-FGA	PCT	FGM-FGA	PCT	FTM-FTA	PCT	OFF-DEF	TOT					RPG	APG	PPG
08-09 Phoenix	55	728	88-224	.393	20-54	.370	50-65	.769	33-70	103	111	29	3	246	1.3	1.9	4.5
09-10 Phoenix	80	1442	222-491	.452	74-188	.394	117-159	.736	38-133	171	241	48	8	635	2.1	3.0	7.9
10-11 Phx/Hou	70	1234	192-441	.435	56-155	.361	83-133	.624	36-106	142	204	50	10	523	2.0	2.9	7.5
11-12 Houston	66	1752	277-600	.462	68-202	.337	153-190	.805	53-115	168	351	85	10	775	2.5	5.3	11.7
<b>TOTALS</b>	<b>271</b>	<b>5156</b>	<b>779-1756</b>	<b>.444</b>	<b>218-599</b>	<b>.364</b>	<b>403-547</b>	<b>.737</b>	<b>160-424</b>	<b>584</b>	<b>907</b>	<b>212</b>	<b>31</b>	<b>2179</b>	<b>2.2</b>	<b>3.3</b>	<b>8.0</b>

## NBA Playoff Statistics

YEAR TEAM	G	MIN	FIELD GOALS		3-POINT		FREE THROWS		REBOUNDS		AST	STL	BLK	PTS	- AVERAGES -		
			FGM-FGA	PCT	FGM-FGA	PCT	FTM-FTA	PCT	OFF-DEF	TOT					RPG	APG	PPG
09-10 Phoenix	16	237	43-100	.430	13-40	.325	23-31	.742	10-19	29	36	4	1	122	1.8	2.3	7.6

## Career Highs

**POINTS - 32** (1/25/10 at Utah)

**REBOUNDS - 11** (4/13/11, Houston at Minnesota)

**ASSISTS - 14** (3/17/12, Houston at L.A. Clippers)

**BLOCKS - 2** (4/9/11, Houston vs. L.A. Clippers)

**STEALS - 4** (8 times, last 4/2/12, Houston at Chicago)

**FGM - 10** (1/25/10 at Utah)

**FGA - 19** (4/16/12, Houston vs. Denver)

**3-PT FGM - 6** (1/25/10 at Utah)

**3-PT FGA - 7** (4/19/12, Houston at New Orleans)

**FTM - 13** (4/11/12, Houston vs. Utah)

**FTA - 14** (4/11/12, Houston vs. Utah)

**MINUTES - 53** (4/11/11, Houston vs. Dallas)

## Goran Dragic... continued

## Pro Career

Four-year NBA veteran owns career averages of 8.0 points, 2.2 rebounds and 3.3 assists in 271 games (36 starts) with the Houston Rockets (2011-12) and Suns (2008-11)... In two-plus seasons with the Suns, averaged 6.7 points and 2.7 assists in 183 games (five starts)... In his career, has averaged 16.7 points, 4.1 rebounds, 8.1 assists, 1.7 steals and 36.5 minutes in 36 starts... As a reserve, has averaged 6.7 points, 1.9 rebounds, 2.6 assists, 0.6 steals and 16.2 minutes... Western Conference Player of the Week for April 2-8, 2012... Owns 16 scoring efforts of 20 or more points in his career, including one 30-point game, a career-high 32 points with the Suns on Jan. 25, 2010, at Utah... Owns 15 career double-digit assist games... 14 career double-doubles, including one career triple-double on April 13, 2011 at Minnesota (11 points, 11 rebounds, 11 assists)... Lone playoff experience came as a member of the Suns in 2009-10, and included a 24-point fourth-quarter performance in San Antonio in Game 3 of the West Semifinals... In his last full season as a Sun in 2009-10, averaged 7.9 points, 2.1 rebounds and 3.0 assists and made a career-high 74 three-pointers on a career-best 39.4 percent shooting as the floor leader of one of the league's best reserve units... Recorded a then single-season career-best 25 double-digit scoring efforts, which included the first three 20-point efforts of his career, the first two of which came on consecutive nights (Jan. 25-26, 2010)... His career-best 32-point effort on Jan. 25 at Utah made him the Suns' first second-round pick to score 30 or more points in a game since Cedric Ceballos on Jan. 18, 1997... Traded by the Suns along with draft considerations for guard Aaron Brooks on Feb. 24, 2011... Suns originally acquired his draft rights (45th overall, 2008 NBA Draft) in a draft-day deal with San Antonio on June 26, 2008, in exchange for the draft rights to Malik Hairston (48th overall), a 2009 second-round pick and cash considerations... Signed first NBA contract with Phoenix on Sep. 22, 2008, after reaching a buyout with Spanish team Tau Ceramica and receiving his official release... Re-joined the Suns as a free agent on July 19, 2012.

## International Career

**NATIONAL TEAM:** Member of the Slovenian National Team since 2006, and his home nation will host the 2013 European Championships... Has participated in the 2010 World Championships in Turkey, 2009 European Championships in Poland, 2007 European Championships in Spain and the 2006 FIBA World Championships in Japan... Member of the nation's U-20 National Team in 2004 and 2005... **PROFESSIONAL:** Signed to play in Spain with Caja Laboral for 2011-12 during the NBA lockout... Came to the NBA after a four-year professional career in top leagues in his native Slovenia and abroad... Spent the 2007-08 season with Union Olimpija in Slovenian, helping lead his team to both the Slovenian League championship and Slovenian Cup... 2008 Adriatic League All-Star... 2006 Slovenian League All-Star... Made professional debut with Ilinija in the Slovenian minor leagues before being promoted to Slovenia's top league with Slovan in 2004-05... 2005 Slovenian League Newcomer of the Year.


## Personal

Born Goran Dragic on May 6, 1986, in Ljubljana, Slovenia... Speaks fluent Slovenian, Serbian, Spanish and English... Father, Marinko, and mother, Mojca, still live in Slovenia, where brother, Zoran, plays professional basketball... Zoran was also a member of the Houston Rockets Summer League squad... Nicknames include "Dragon," given to him as a rookie by his Suns teammates, and "Gogi," which is short for Goran in Slovenian... Woke up at 3 a.m. as a kid to watch NBA games, including the Phoenix Suns and his basketball idol, Steve Nash, shown at 4 a.m. in Slovenia... Lists Michael Jordan, Allen Iverson and Nash as the players he admired growing up... Grew up playing soccer in Ljubljana, Slovenia, but an injury forced him to switch sports at age 11... Parents gave him his first basketball as a gift, which he lists as the best gift he has received... Plays soccer in his free time and lists Real Madrid as his favorite club... Also plays tennis and calls Rafael Nadal his favorite player... Favorite book and movie is The Da Vinci Code... Listens to R&B, rap and Serbian music.



# Jared Dudley

#3



**Forward**    **6-7**    **225**    **Current NBA Season: 6**  
**Born: 7/10/85, San Diego, CA**    **College: Boston College**  
**Acquired: From Charlotte on Dec. 10, 2008 with Jason Richardson and a 2010 second-round pick for Raja Bell, Boris Diaw and Sean Singletary; Signed contract extension on Nov. 1, 2010**  
**Status: Signed through 2015-16; Early Termination Option after 2014-15**

## 2011-12

For a third-straight season, posted the best statistical campaign of his career and once again proved to be one of the Suns' most durable, productive and improved players... In his fifth NBA season, third full season as a Sun, and first season as a full-time starter, averaged a career-high 12.7 points, career-high 4.6 rebounds and career-high 1.7 assists in career-high 31.1 minutes in 65 games (60 starts)... Set a career high in scoring for the third-straight season... Suns second-leading scorer (Gortat)... Shot a career-best 48.5 percent from the field for the second-straight season, and it was the third-best mark of any NBA shooting guard behind only All-Star Dwyane Wade (.497) and Sixth Man of the Year James Harden (.491)... Started 60 of 65 games played, averaging 13.3 points as a starter and 5.8 as a reserve... Started the first 13 games of the season, came off the bench in the next five, started the final 47... After returning to the starting lineup, averaged 13.8 points (11.1 before), 4.9 rebounds (4.2 before), and shot 52.6 percent from the field (47.8 before) and 45.0 percent from three-point range (34.2 before)... Despite a 66-game schedule, recorded a single-season career-high 45 double-digit scoring efforts (27-18)... Matched a single-season career high with nine 20-point efforts (7-2), equaling his 2010-11 total... Suns compiled a 21-10 (.677) record when Dudley and Channing Frye scored in double figures in the same game... After returning to the starting lineup, scored in double figures in 36 of 47 games, including 24 efforts of 15 or more points... Led team in scoring 14 times overall (9-5)... One double-digit rebounding effort (1-0), one double-double, one 20-10 game... Registered a career-high 11 consecutive double-digit scoring efforts (Feb. 22-March 16), which came after the conclusion of a nine-game streak that had been his career best (Jan. 28-Feb. 13)... Did not have a single streak of nine or more consecutive double-digit scoring games in first four NBA seasons but had two in 2011-12... Has appeared in 229 of a possible 230 games the last three seasons... Missed one game due to a thigh bruise (Feb. 4 vs. Charlotte)... Feb. 4: career-long streak of consecutive games played ended at 206, which was the league's fourth-longest active streak at the time (Feb. 4 was first missed game since March 6, 2009).

*continued...*

### NBA Regular Season Statistics

YEAR TEAM	G	MIN	FIELD GOALS			3-POINT		FREE THROWS			REBOUNDS		AST	STL	BLK	PTS	- AVERAGES -		
			FGM-FGA	PCT	FGM-FGA	PCT	FTM-FTA	PCT	OFF-DEF	TOT	AST	STL	BLK				RPG	APG	PPG
07-08 Charlotte	73	1384	163-348	.468	9-41	.220	87-118	.737	121-165	286	81	55	10	422	3.9	1.1	5.8		
08-09 Charlotte	20	427	45-96	.469	3-8	.375	15-24	.625	25-34	59	19	18	2	108	3.0	1.0	5.4		
08-09 Phoenix	48	728	91-189	.481	26-66	.394	56-81	.691	57-89	146	37	39	6	264	3.0	0.8	5.5		
09-10 Phoenix	82	1991	225-490	.459	120-262	.458	104-138	.754	99-182	281	115	81	16	674	3.4	1.4	8.2		
10-11 Phoenix	82	2140	300-629	.477	105-253	.415	162-218	.743	111-207	318	108	87	20	867	3.9	1.3	10.6		
11-12 Phoenix	65	2020	312-643	.485	80-209	.383	119-164	.726	95-206	301	112	49	19	823	4.6	1.7	12.7		
<b>TOTALS</b>	<b>370</b>	<b>8691</b>	<b>1136-2395</b>	<b>.474</b>	<b>343-839</b>	<b>.409</b>	<b>543-743</b>	<b>.731</b>	<b>508-883</b>	<b>1391</b>	<b>742</b>	<b>329</b>	<b>73</b>	<b>3158</b>	<b>3.8</b>	<b>1.3</b>	<b>8.5</b>		

### NBA Playoff Statistics

YEAR TEAM	G	MIN	FIELD GOALS			3-POINT		FREE THROWS			REBOUNDS		AST	STL	BLK	PTS	- AVERAGES -		
			FGM-FGA	PCT	FGM-FGA	PCT	FTM-FTA	PCT	OFF-DEF	TOT	AST	STL	BLK				RPG	APG	PPG
09-10 Phoenix	16	376	40-86	.465	25-59	.424	17-28	.607	15-45	60	28	18	6	37	3.8	1.8	7.6		

### Career Highs

**POINTS - 33** (12/23/10 vs. Miami)

**REBOUNDS - 18** (3/5/08, Charlotte vs. Golden State)

**ASSISTS - 6** (3/21/09 vs. Washington)

**BLOCKED SHOTS - 3** (3/8/12 vs. Dallas)

**STEALS - 5** (4 times, last 4/11/11 vs. Minnesota)

**FGM - 11** (12/23/10 vs. Miami)

**FGA - 16** (6 times, last 4/1/12 vs. New Orleans)

**3-PT FGM - 7** (12/23/10 vs. Miami)

**3-PT FGA - 10** (12/23/10 vs. Miami)

**FTM - 8** (2 times, last 2/1/12 at New Orleans)

**FTA - 12** (11/6/07, Charlotte vs. Phoenix)

**MINUTES - 49** (1/26/10 vs. Charlotte)

## Jared Dudley... continued


## Pro Career

## AWARDS AND RECOGNITION

Awarded 2009-10 Dan Majerle Hustle Award, a team award which is selected based on the results of five voting categories: fans (who cast their ballots online at Suns.com), Suns players, coaches, employees and Majerle himself.

## CAREER NOTES

Five-year NBA veteran owns career averages of 8.5 points, 3.8 rebounds and 1.3 assists in 23.5 minutes through 370 career games (97 starts)... Last three seasons, all in Phoenix, have been the best of his career, averaging 10.3 points, 3.9 rebounds and 1.5 assists (5.6 points, 3.5 rebounds, 1.0 assists in 141 games in first two NBA seasons)... Overall as a Sun owns averages of 9.5 points, 3.8 rebounds and 1.3 assists (277 games, 76 starts) compared to 5.7 points, 3.7 rebounds, 1.1 assists before joining Phoenix (93 games, 21 starts)... In each full season as a Sun (2009-10, 2010-11, 2011-12), has increased his scoring, rebounding, field goal percentage and minutes per game... Originally selected by the Bobcats with the 22nd overall pick in the 2007 NBA Draft, was acquired by the Suns on Dec. 10, 2008, from Charlotte along with Jason Richardson and a 2010 second-round pick in exchange for Raja Bell, Boris Diaw and Sean Singletary... Signed a multi-year contract extension with Phoenix on Nov. 1, 2010... Played in all 82 games in both 2009-10 and 2010-11, one of just eight NBA players to see action in every game both seasons (Lamar Odom, Russell Westbrook, Brook Lopez, Wesley Matthews, Boris Diaw, Derek Fisher, Shannon Brown)... 14th Sun in franchise history to play in all 82 games in two-straight seasons, first since Joe Johnson (3, 2002-05)... Career-best streak of consecutive games played ended at 206, which was the league's fourth-longest active streak at the time (streak ended Feb. 4, 2012, first missed game since March 6, 2009)... After being acquired midseason in 2008-09, saw the need to improve his three-point shot in the Suns' system and returned in 2009-10 to shoot a career-high and team-leading 45.8 percent from three-point range, fourth-best in the NBA... Made a career-high 120 three-pointers in 2009-10 after entering the season with 38 threes made in his first two career seasons combined (38-of-115, .330)... 116 of those 120 threes made came as a reserve, third-most off the bench in the NBA behind only Jamal Crawford and J.R. Smith... Because teams adjusted to his three-point accuracy, saw the



need to improve his midrange game and returned in 2010-11 to shoot a career-high 50.8 percent from two-point range after connecting on just 46.1 percent in 2009-10... Continued that improvement in 2011-12, shooting a career-high 48.5 percent from the field overall, third-best in the NBA among shooting guards (Wade, Harden)... Set a career-high in scoring in two-straight games on Dec. 20-23, 2010 (both as a starter)... Scored a then career-high 27 points on a then career-high 10 field goals on Dec. 20 at San Antonio... The very next game set a career-high with 33 points Dec. 23 vs. Miami on a career-high 11 field goals, including a career-high seven three-pointers... Owns 76 career starts as a Sun, and in those opportunities has 58 double-digit scoring efforts, 14 20-point games, and one 30-point performance... Owns 19 career 20-point games and 18 of them have come the last two seasons (2010-11, 2011-12), including first and only 30-point game... Owns 10 career double-doubles, six as a Sun... Joined the Suns rotation following the club's midseason coaching change in 2008-09, appearing in 30 of 31 games under Alvin Gentry, including 20 consecutive to finish the season, and averaged 7.8 points, 4.8 rebounds and 1.03 steals in 20.4 minutes.

## College

Named 2006-07 Atlantic Coast Conference (ACC) Player of the Year after averaging a collegiate career-best 19.0 points and 8.3 rebounds for Boston College... Finished his career ranked fifth on BC's career scoring list with 2,071 points... Ranks among BC's career leaders in field goals made (seventh, 689), free throws made (fourth, 573), rebounds (seventh, 936) and steals (eighth, 176)... Started every game that he played at BC (130)... A unanimous All-ACC First Team selection and a John Wooden Award finalist, he posted 10 double-doubles, including a season high 30 points and 10 rebounds in a win over Michigan State... One of two BC players all-time to make four consecutive NCAA Tournament appearances (Sean Marshall)... As a junior, started all 36 games, averaging 16.7 points, 6.6 rebounds, 3.2 assists and 1.1 steals... Earned Second Team All-ACC honors... Scored in double-figures 33 times, including 12 games with 20-plus points... During his sophomore season, averaged 16.5 points, 7.5 rebounds, 3.2 assists and 1.6 steals... Earned Big East All-Conference honors and shared the league's Most Improved Player Award with University of Connecticut guard Marcus Williams... Recorded seven double-doubles... Scored a collegiate career-high 36 points in win over Villanova... As a freshman, averaged 11.9 points, 6.6 rebounds, 2.8 assists and 1.3 steals... Was a unanimous selection to the Big East All-Rookie Team, twice earning Big East Rookie of the Week honors.

## Personal

Son of Melinda Schall and Anthony Dudley... Has an older brother, Milan... Born in San Diego, Calif... He and wife Christina have one daughter, Jaylin, and one son, Justuce... Has become one of the NBA's top tweeters and can be followed at [jareduddley619](#)... Posts travel, practice and postgame videos of teammates and refers to himself as "JMZ"... His popularity and following on Twitter, as well as his play on the court, have led to television appearances on ESPN's "First Take" and other shows, as well as guest-hosting opportunities on local sports shows... In conjunction with the NBA, GLSEN and Ad Council, appeared in a 2011 public service announcement along with teammate Grant Hill for the "Think B4 You Speak" campaign, an award-winning program which aims to address the use of anti-gay language by teens... Earned his Bachelor's Degree from BC's College of Arts and Sciences... Selected by the San Diego Sports Hall of Champions as one of 10 "Stars of the Year" for 2007-08... Participated in the USA Basketball Men's Under-21 National Team Trials in Dallas, Texas, in July 2005... Averaged 23.2 points and 14.0 rebounds per game as a senior at Horizon High School... Earned All-State honors as a senior... Captured 2002-03 San Diego Section Player of the Year honors from the Union-Tribune newspaper... Garnered 2002-03 State Division IV Player of the Year honors from Cal-Hi Sports magazine... Led the Panthers to back-to-back state Division IV titles (2002 and 2003); registered 16 points and 14 rebounds in the 2003 title game at Sacramento's PowerBalance Pavilion.



# Channing Frye

#8



**Center**      **6-11**      **245**      **Current NBA Season: 8**

**Born: 5/17/83, White Plains, NY**      **College: Arizona**

**Acquired: Signed as a free agent on July 14, 2009; Re-signed on July 8, 2010**

**Status: Signed through 2013-14; Player Option: 2014-15**

On Sept. 20, 2012, the Suns announced that, during a screening echocardiogram conducted as part of a routine preseason physical, Channing Frye was discovered to have developed a dilated cardiomyopathy, also known as an enlarged heart. Frye will not participate in basketball activities. His status for the season is undetermined.

## 2011-12

In his seventh NBA season and third with his hometown team, averaged 10.5 points, 5.9 rebounds, a career-high 1.09 blocks and 26.1 minutes in 64 games (59 starts)... Averaged double-digit scoring for a third consecutive season, all three seasons since joining the Suns, after doing so once in his first four NBA seasons... Averaged at least 10 points and five rebounds for a third consecutive season (once in first four seasons)... His individual season mirrored the Suns' campaign, breaking through early struggles with improved play and solid production... After Feb. 1 (44 games), averaged 12.3 points, 6.1 rebounds, shot 43.8 percent from the field and reached double figures in scoring in 30 of 44 contests ... Before Feb. 1 (20 games), averaged 6.8 points, 5.5 rebounds, shot 34.5 percent from the field and reached double figures in scoring in six of 20 contests... Made a team-leading 91 three-point field goals, his third-straight season leading the Suns... Has made 434 three-pointers in 222 games with Phoenix; had 20 in 278 games before joining the Suns... 434 three-pointers since the start of the 2009-10 season is the third-most in the NBA in that span, behind only Jason Richardson (448) and Danny Granger (438)... Suns were 21-10 (.677) in games in which Frye and Jared Dudley each reached double figures in scoring... 36 double-digit scoring efforts (24-12)... Three 20-point games (1-2)... Nine double-doubles, including one 20-10 game, the sixth of his career, four of which have come as a Sun... 11 double-digit rebounding efforts... Feb. 22 scored 20 second-half points, tied for the most by a Sun in any half in 2011-12 (Brown)... Five-straight games of 14 or more points (Feb. 6-13), one of three such streaks of five or more games in his career (Feb. 13-27, 2011; March 18-25, 2011)... Missed the season's final two games after suffering a subluxed right shoulder in the second quarter of the Suns' April 21 game vs. Denver (0-2)... Underwent successful surgery on the shoulder on May 2.

## Pro Career

### AWARDS AND RECOGNITION

2006 NBA All-Rookie First Team selection as a Knick after averaging a career-high 12.3 points and career-high 5.8 rebounds in 65 games (14 starts)... Finished fifth in voting for the 2006 T-Mobile Rookie of the Year award... T-Mobile Eastern Conference Rookie of the Month for November.

### CAREER NOTES

Seven-year NBA veteran originally selected with the eighth overall pick in the 2005 NBA Draft by the New York Knicks... Spent first two career seasons with New York (2005-07) before being acquired by the Portland Trail Blazers with Steve Francis for Zach Randolph, Freddy Jones, and Dan Dickau on June 28, 2007... Joined his third team after signing with Phoenix as an unrestricted free agent on July 14, 2009 and then signed a five-year deal with Phoenix on July 8, 2010... In three seasons in Phoenix, has averaged 11.5 points, 5.9 rebounds and 1.00 blocks in 222 games compared to 8.2 points, 4.5 rebounds and 0.47 blocks in 278 games before joining the Suns... Has averaged double-digit scoring in three consecutive seasons, all three seasons since joining the Suns, after doing so once in his first four NBA seasons... Scored in double figures 99 times in his first four NBA seasons combined (2005-09, 278 games) and has done so 135 times in his three seasons in Phoenix (2009-12, 222 games)... 43 career 20-point games, 26 of which have come as a Sun... Six career 30-point games, three as a Sun, including a career-high 33 points April 11, 2011 vs. Minnesota... Has set a single-season career high in double-doubles in three consecutive seasons (nine in 2011-12)... Has averaged a career high in blocks in three consecutive seasons... Has made a combined 434 three pointers since joining the Suns, most of any player at his position in the NBA in that period (2009-12), third-most overall behind only former teammate Jason Richardson and Danny Granger... 434 threes in 222 games with Phoenix; had 20 in 278 games before joining the Suns... Has led the Suns in three-pointers made in three consecutive seasons... April 11, 2011, made a franchise-record tying nine

three-pointers, just the second Suns player to make nine in a single regular season game (Q. Richardson, Dec. 29, 2004), and tied a Phoenix Arena record (Ben Gordon, Feb. 4, 2006)... First power forward to make nine or more threes in a single game since Donyell Marshall on March 13, 2005... Dec. 15, 2010, vs. Minnesota set a franchise record for threes in a half, connecting on seven second-half three-pointers... One of the Suns' most consistent clutch performers, made the game-winning 23-footer as time expired to give Phoenix a Feb. 27, 2011, overtime win at Indiana, the team's first buzzer-beater since Dec. 20, 2004 at Denver (Quentin Richardson)... Made the game-winning three-pointer with 6.6 seconds left in Suns' Feb. 28, 2011, overtime win at New Jersey the very next night... March 22, 2011, sank three free throws to force double-overtime against the Lakers after being fouled on a three-pointer with 1.1 seconds remaining in overtime... In 2010-11, averaged a career-high 12.7 points, career-high 6.7 rebounds and a then career-high 1.03 blocks... In his first season in Phoenix in 2009-10, registered the largest increase in three-point field goals made from one season to the next in NBA history (minimum 50 games played), racking up a team-leading 172 three-pointers (4th-NBA) after making 11 threes in 63 games in 2008-09... Previous record was held by Antoine Walker, an increase of 148 from 1999-00 to 2000-01 (73 to 221)... Entered 2009-10 with 20 threes made in his four-year career (278 games) and then reached 20 three-pointers made in his seventh game as a Sun on Nov. 8 at Washington... Quickly endeared himself to Suns fan by making a then career-high six three-pointers in each of his first two home games (consecutive games: Oct. 30, Nov. 1, 2009), becoming the first center in NBA history to make six or more three-pointers in two-straight games... Just the sixth Sun in franchise history to accomplish the feat (Leandro Barbosa, Jim Jackson, Dan Majerle, Steve Nash, Wesley Person)... Before joining Suns, best statistical seasons came with consistent minutes in his first two NBA campaigns when he averaged 10.8 points and 5.6 rebounds in 25.3 minutes in 137 games combined in 2005-06 and 2006-07... During his decorated rookie season, registered 10 games of 20-plus points and two 30-plus scoring games, notched four 10-plus rebound games and totaled three double-doubles... Over 65 games (14 starts) in his rookie season with the Knicks averaged 12.3 points and 5.8 rebounds in 24.2 minutes, shooting 47.7 percent (305-for-640) from the field and 82.5 percent (189-for-229) from the stripe... Played behind Blazers frontcourt players Greg Oden (No. 1 overall pick, 2007 NBA Draft) and LaMarcus Aldridge (No. 2 overall pick, 2006 NBA Draft) in two seasons in Portland (2007-09)... As a Blazer, averaged 2.2 points and 3.5 rebounds in 14.8 minutes while appearing in 141 games... Participated in the 2010 Foot Locker Three-Point Shootout at All-Star Weekend in Dallas.

## College

Four-year standout at the University of Arizona... Two-time First Team All-Pac-10 selection as both a junior and a senior at Arizona... Served as co-captain as a junior (with Jason Ranne) and senior (with Salim Stoudamire)... Named 2003 honorable mention All-Pac-10 as a sophomore... 2002 Pac-10 All-Freshman Team... 2005 Pac-10 Sportsmanship Award winner... Ranks ninth on the school's all-time scoring list (1,789), third in rebounds (975), second in blocks (258, second in Pac-10 history to Arizona's Anthony Cook), fourth in field goals made (707) and seventh in field goal percentage (.562)... Started 119 of his 133 career games over four-year college career... Owns career collegiate averages of 13.5 points, 7.3 rebounds and 1.9 blocks... Averaged double digits in scoring in each of his final three seasons, including a career-high 15.9 points in his junior season in 2003-04... As a senior, averaged 15.8 points, 7.6 rebounds and a career-high 2.3 blocks... Averaged 14.3 points and 9.6 rebounds in 12 career NCAA Tournament games... College teammates included Philadelphia's Andre Iguodala and the L.A. Lakers' Luke Walton... Began his career at Arizona a season after the departure of another local Phoenix high school standout, San Antonio's Richard Jefferson.

*continued...*



## Channing Frye... continued

### Personal

Son of Thomas and Karen Frye... Father is co-founder and co-president of Education Solutions and Services, which offers office support to public and private charter schools... Mother is a former Emmy-winning reporter and producer for Phoenix's Channel 12, and CEO of Southwest Dimensions, who now has her own sports podcast for women, "KFrye and Girlfriends Talk Sports"... Has one brother, Logan... He and wife Lauren have one son, Hendrix, born Oct. 2010, and a daughter born April 2012... The couple resides in Portland during the offseason, Lauren's hometown... Grandfather John Mulzac was a member of the legendary Tuskegee Airmen... Graduated from Phoenix St. Mary's High School... In January 2010, became the first boys' basketball player in the school's history to have his jersey retired... Led his high school basketball team to the 2001 5A State Championship as a senior, a title won on the Suns' home floor at US Airways Center... Received Arizona Player of the Year honors from the Arizona Republic as a senior in high school after averaging 22.0 points, 15.0 rebounds and 6.0 blocks... Established the C. Frye Foundation in 2007, dedicated to teaching youth how to strive for their personal best and to create a healthy lifestyle through exercise, nutrition, support systems and respect... Foundation sponsors the C. Frye Bulldogs, a Phoenix-based, high school-aged travel basketball team... Hosts annual kickball tournament in Portland called "Kick for Kids," the proceeds of which help disadvantaged youth get active by sending them on outdoor trips... Also hosts basketball leadership camps and instructional youth basketball clinics... One of the NBA's "greenest" athletes started the C. Frye "Go Green Team," which educates and encourages organizations, schools and gyms to reduce their carbon footprint and increase recycling efforts... Hosted the C. Frye Celebrity Golf Tournament in 2008 at Phoenix's Raven Golf Course to benefit his foundation's work... Active in the fight against multiple sclerosis; he arranged a series of charity walks throughout New York City to benefit multiple sclerosis in April 2006... Named to the 2007 USA Basketball Men's Select team... Hobbies include fishing, listening to music and reading... Lists the "Kill Bill" series as his favorite movies... Joined Philadelphia's Andre Iguodala on interactive, youth-oriented NBA Madness tour of Taiwan and the Philippines in July 2006... Has taken boxing lessons in past offseasons to stay in shape... Has an English Bulldog named Milton... Dream car is a 1965 Lincoln Continental black convertible.

### NBA Regular Season Statistics

YEAR	TEAM	G	MIN	FIELD GOALS		3-POINT		FREE THROWS		REBOUNDS		AST	STL	BLK	PTS	- AVERAGES -		
				FGM-FGA	PCT	FGM-FGA	PCT	FTM-FTA	PCT	OFF-DEF	TOT					RPG	APG	PPG
05-06	New York	65	1572	305-640	.477	3-9	.333	189-229	.825	138-236	374	53	30	47	802	5.8	0.8	12.3
06-07	New York	72	1896	298-689	.433	3-18	.167	85-108	.787	91-304	395	67	36	42	684	5.5	0.9	9.5
07-08	Portland	78	1342	221-453	.488	3-10	.300	85-109	.780	107-247	354	57	29	27	530	4.5	0.7	6.8
08-09	Portland	63	746	113-267	.423	11-33	.333	26-36	.722	41-99	140	24	17	16	263	2.2	0.4	4.2
09-10	Phoenix	81	2190	317-703	.451	172-392	.439	98-121	.810	66-361	427	113	64	74	904	5.3	1.4	11.2
10-11	Phoenix	77	2541	358-829	.432	171-439	.390	89-107	.832	65-448	513	96	46	79	976	6.7	1.2	12.7
11-12	Phoenix	64	1669	255-613	.416	91-263	.346	73-82	.890	71-308	379	88	42	70	674	5.9	1.4	10.5
<b>TOTALS</b>		<b>500</b>	<b>11956</b>	<b>1876-4194</b>	<b>.445</b>	<b>454-1164</b>	<b>.390</b>	<b>645-792</b>	<b>.814</b>	<b>579-2003</b>	<b>2582</b>	<b>498</b>	<b>264</b>	<b>355</b>	<b>4833</b>	<b>5.2</b>	<b>1.0</b>	<b>9.7</b>

### NBA Playoff Statistics

YEAR	TEAM	G	MIN	FIELD GOALS		3-POINT		FREE THROWS		REBOUNDS		AST	STL	BLK	PTS	- AVERAGES -		
				FGM-FGA	PCT	FGM-FGA	PCT	FTM-FTA	PCT	OFF-DEF	TOT					RPG	APG	PPG
08-09	Portland	4	35	5-14	.357	0-0	.000	2-3	.667	1-2	3	1	0	0	12	0	0.3	3.0
09-10	Phoenix	16	434	43-118	.364	30-86	.349	15-16	.938	10-80	90	15	12	9	131	5.6	0.9	8.2
<b>TOTALS</b>		<b>20</b>	<b>470</b>	<b>48-132</b>	<b>.364</b>	<b>30-86</b>	<b>.349</b>	<b>17-19</b>	<b>.895</b>	<b>11-82</b>	<b>93</b>	<b>16</b>	<b>12</b>	<b>9</b>	<b>143</b>	<b>4.7</b>	<b>0.8</b>	<b>7.2</b>

### Career Highs

**POINTS – 33** (12/11/11 vs. Minnesota)

**REBOUNDS – 16** (12/30/11 at New Orleans)

**ASSISTS – 7** (1/13/12 vs. New Jersey)

**BLOCKED SHOTS – 4** (7 times, last 4/3/12 at Sacramento)

**STEALS – 4** (1/5/10 at Sacramento)

**FGM – 14** (2 times, last 12/20/06, New York vs. Charlotte)

**FGA – 26** (12/20/06, New York vs. Charlotte)

**3-PT FGM – 9** (4/11/11 vs. Minnesota)

**3-PT FGA – 14** (4/11/11 vs. Minnesota)

**FTM – 9** (2 times, last 1/15/06, New York at Toronto)

**FTA – 12** (1/15/06, New York at Toronto)

**MINUTES – 57** (3/22/11 at L.A. Lakers)

# Marcin Gortat

#4



**Center**      **6-11**      **240**      **Current NBA Season: 6**

**Born:** 2/17/84, Lodz, Poland      **Club:** Rhein Energie (Germany)

**Acquired:** From Orlando on Dec. 18, 2010, with Vince Carter, Mickael Pietrus, a 2011 first-round pick and cash considerations for Jason Richardson, Hedo Turkoglu and Earl Clark

**Status:** Signed through 2013-14

## 2011-12

After bursting onto the NBA scene in 55 games with Phoenix in 2010-11, built upon that effort and enjoyed a career year in 2011-12... Averaged a career-high 15.4 points (39th-NBA), career-best 10.0 rebounds (8th-NBA) and career-best 1.50 blocks (16th-NBA) in 66 games, all team bests... Became only the eighth player in franchise history to average double-digit rebounds (Hawkins, Silas, Walk, Perry, Lucas, Barkley, Marion), first since Shawn Marion in 2005-06... Recorded just the second season in franchise history of at least 15 points, 10 rebounds and 1.50 blocks (Marion, 2005-06)... One of only three NBA players in 2011-12 to average 15-10-1.50, and the other two were All-Star starters (Howard, Bynum)... One of only seven NBA players in 2011-12 to average 15 and 10 (Love, Howard, Griffin, Bynum, P. Gasol, Cousins)... Teamed with Steve Nash for just the third season in franchise history in which Suns had both a 10.0-rebound player and a 10.0-assist player (2004-05, 2005-06, Nash and Marion)... Shot a team-best 55.5 percent from the field, the fifth-best mark in the NBA overall... Team-best and single-season career-high 53 double-digit scoring efforts (29-24)... Team-best and single-season career-high 21 efforts of 20 or more points (11-10), and now has 28 for his career, all with the Suns... Single-season career-high 31 double-doubles (14-17)... Team-best and single-season career-high 15 games of at least 20 points and 10 rebounds (6-9), 21 for his career, all with the Suns... Team-high and single-season career-high five 20-15 games, eight for his career, all with the Suns... March 7 scored a career-high 28 points at Oklahoma City; finished with 28 points, 11 rebounds and three blocks, the first game of at least those numbers against the frontline of Kendrick Perkins and Serge Ibaka since it was assembled... Recorded a career-best and NBA season-high tying 15 consecutive double-digit rebound games from Jan. 10-Feb. 4, 2012 (Love), the longest streak by a Sun since Charles Barkley (19, Jan. 5-Feb. 25, 1996)... At least one block in a career-high 13-straight games (Jan. 15-Feb. 6)... Feb. 17-19 recorded the first back-to-back

*continued...*

## NBA Regular Season Statistics

YEAR TEAM	G	MIN	FIELD GOALS		3-POINT		FREE THROWS		REBOUNDS		AST	STL	BLK	PTS	- AVERAGES -		
			FGM-FGA	PCT	FGM-FGA	PCT	FTM-FTA	PCT	OFF-DEF	TOT					RPG	APG	PPG
07-08 Orlando	6	41	8-17	.471	0-0	-	2-3	.667	8-8	16	2	1	1	18	2.7	0.3	3.0
08-09 Orlando	63	794	106-187	.567	1-1	1.000	26-45	.578	96-190	286	14	18	53	239	4.5	0.2	3.8
09-10 Orlando	81	1088	121-227	.533	0-3	.000	51-75	.680	104-237	341	17	17	70	293	4.2	0.2	3.6
10-11 Or/Phx	80	2033	338-603	.561	1-4	.250	140-193	.725	148-483	631	70	36	91	817	7.9	0.9	10.2
11-12 Phoenix	66	2114	427-769	.555	0-2	.000	163-251	.649	185-474	659	59	48	99	1017	10.0	0.9	15.4
<b>TOTALS</b>	<b>296</b>	<b>6070</b>	<b>1000-1803</b>	<b>.555</b>	<b>2-10</b>	<b>.200</b>	<b>382-567</b>	<b>.674</b>	<b>541-1392</b>	<b>1933</b>	<b>162</b>	<b>120</b>	<b>314</b>	<b>2384</b>	<b>6.5</b>	<b>0.5</b>	<b>8.1</b>

## NBA Playoff Statistics

YEAR TEAM	G	MIN	FIELD GOALS		3-POINT		FREE THROWS		REBOUNDS		AST	STL	BLK	PTS	- AVERAGES -		
			FGM-FGA	PCT	FGM-FGA	PCT	FTM-FTA	PCT	OFF-DEF	TOT					RPG	APG	PPG
07-08 Orlando	8	48	5-6	.833	0-0	-	0-0	-	2-6	8	0	0	4	10	1.0	0.3	1.3
08-09 Orlando	24	271	34-52	.654	0-0	-	10-16	.625	18-58	76	3	9	15	78	3.2	0.2	3.3
09-10 Orlando	14	212	17-26	.654	0-0	-	8-11	.727	24-38	62	9	3	4	42	4.4	0.2	3.0
<b>TOTALS</b>	<b>46</b>	<b>531</b>	<b>56-84</b>	<b>.667</b>	<b>0-0</b>	<b>-</b>	<b>18-27</b>	<b>.667</b>	<b>44-102</b>	<b>146</b>	<b>12</b>	<b>12</b>	<b>23</b>	<b>130</b>	<b>3.2</b>	<b>0.2</b>	<b>2.8</b>

## Career Highlights

**POINTS - 28** (3/7/12 at Oklahoma City)

**REBOUNDS - 18** (2 times, last 3/10/11 vs. Denver)

**ASSISTS - 5** (12/31/10 vs. Detroit)

**BLOCKS - 5** (3 times, last 1/12/12 vs. Cleveland)

**STEALS - 4** (12/31/11 at Oklahoma City)

**FGM - 11** (2/13/12 at Golden State)

**FGA - 20** (1/15/12 at San Antonio)

**3-PT FGM - 1** (2 times, last 1/28/11 vs. Boston)

**3-PT FGA - 2** (4/10/11 at Dallas)

**FTM - 11** (2/1/12 at New Orleans)

**FTA - 14** (2/1/12 at New Orleans)

**MINUTES - 53** (3/22/11 at L.A. Lakers)


## Marcin Gortat... continued

20-15 games of his career, and both came against the Lakers' frontline of Pau Gasol and Andrew Bynum... Jan. 10-24 recorded nine-straight double-doubles for the first time in his career, the longest points/rebounds double-double streak by a Sun since Shawn Marion (6, Feb. 15-March 1, 2006)... Suffered a non-displaced fracture of his right thumb in the preseason opener but did not miss a regular season game due to the injury; wore a splint on the thumb for the first six games of the season (ended Jan. 6).

## Pro Career

Five-year NBA veteran originally selected with the 57th overall pick (second round) of the 2005 NBA Draft by the Phoenix Suns, who then traded his rights to the Orlando Magic for future considerations... Played first three-plus seasons with the Magic before being acquired by the Suns on Dec. 18, 2010, along with Vince Carter, Mickael Pietrus, a 2011 first round pick and cash considerations in exchange for Jason Richardson, Hedo Turkoglu and Earl Clark... Has averaged 14.3 points, 9.7 rebounds and 1.41 blocks in 121 games with the Suns after joining Phoenix with career averages of 3.7 points, 4.3 rebounds and 0.83 blocks in 175 career games with the Magic... His 9.7-rebound average with Phoenix is the fourth-highest in Suns history behind only Paul Silas (12.1), Charles Barkley (11.5) and Shawn Marion (10.0)... Owns overall career averages of 8.1 points, 6.5 rebounds and 1.06 blocks in 296 games (83 starts)... 96 double-digit scoring efforts as a Sun (43 in 2010-11, 53 in 2011-12) after joining Phoenix with 12 in 175 games with Orlando... 28 career 20-point efforts, all as a Sun (seven in 2010-11, 21 in 2011-12)... 54 double-doubles as a Sun (23 in 2010-11, 31 in 2011-12) after joining Phoenix with six in his career... After being acquired by the Suns midway through the 2010-11 season, set career highs in nearly every statistical category for single season and career averages and totals in just 55 games in a Phoenix uniform... Scored 717 points in 55 games with Phoenix after totaling 650 points in his first 175 career games with Orlando... In 2010-11, set a single-season franchise record with 17 double-doubles off the bench, also an NBA season-high... One of only four NBA players in the last seven seasons to record 15 or more double-doubles off the bench in a single season (Udonis Haslem, Kevin Love, David Lee)... Most double-doubles in a single season by a Suns reserve since starters were officially denoted on NBA box scores, breaking the previous record of 15 set by Maurice Lucas in 1984-85... Joined A.C. Green (1993-94, 10), Mel Counts (1970-71, 10) and Lucas as the only Suns reserves in franchise history with 10 or more double-doubles in a single season... Three-straight double-doubles off the bench from Jan. 19-22, 2011, and Jan. 28-Feb. 2, 2011; no Suns reserve had tallied three-straight double-doubles in a reserve role since A.C. Green in 1995... Jan. 30-Feb. 2, 2011, became the first Suns reserve to record at least 19 points and 11 rebounds in consecutive games since Dan Majerle from April 16-18, 1990... Feb. 23-March 25, 2011, recorded 17-straight double-digit scoring efforts off the bench, the longest such streak by a Suns reserve since Dan Majerle (Feb. 3-April 14, 1992), and just the fourth of 15 games or more by a Suns reserve since 1986-87 (Eddie Johnson, Majerle, Leandro Barbosa)... Overall, scored in double figures in a career-high 19-straight games (includes two starts) from Feb. 23-March 29, 2011, after never having done so in even three-straight games before joining the Suns... Appeared in the 2009 NBA Finals as a member of the Magic... Made NBA debut in 2007-08, playing six games during his rookie campaign after originally being selected in 2005... Became just the third player from Poland to ever appear in an NBA regular season game on March 1 vs. New York... As a rookie, spent time with the Anaheim Arsenal of the NBA Development League, averaging 9.8 points and 6.8 rebounds in 27.8 minutes in five games.

*continued on page 60...*





# Wesley Johnson #2

**Forward**      **6-7**      **215**      **Current NBA Season: 3**

**Born:** 7/11/87, Corsicana, TX

**College:** Syracuse

**Acquired:** From MIN with a protected 2013 first-round pick, along with the contracts of Brad Miller and Jerome Dyson from NOH in a three-team deal; Suns sent Robin Lopez (signed-and-traded), Hakim Warrick and cash considerations to NOH and 2014 second-round pick to MIN; NOH sent second-round picks in 2013 and 2016 to MIN

**Status:** Signed through 2012-13



PHX  
12  
13

Players

## 2011-12

Following his second NBA season, both in Minnesota, played for the Timberwolves' 2012 Las Vegas Summer League entry... In five games in Vegas, averaged 20.5 points, one of nine players to average 20 or more... Shot 48.3 percent from the floor overall, including 45.0 percent from three-point range... In the NBA regular season, averaged 6.0 points, 2.7 rebounds and 22.6 minutes in 65 games (career-high and team-high 64 starts)... Split time at the small forward position with Michael Beasley, 2011 No. 2 overall pick Derrick Williams and others... Shot 39.8 percent overall for the season, but closed the season strong by shooting 45.1 percent of his shots in the month of April (13 games)... Shot 31.4 percent from three-point range overall, but made 40.7 percent (35-of-86) of his long range attempts after the All-Star break... Led the team in blocked shots (48) and blocked 38 shots in the season's final 38 games... Registered nine double-digit scoring efforts, including a season-high 19 points March 7 vs. Portland... Grabbed a career-high tying eight rebounds Feb. 3 at New Jersey... Jan. 2 vs. San Antonio, went a perfect 6-of-6 from the floor en route to 14 points... Missed one game due to illness (Jan. 23)... Acquired by the Suns in a three-team deal on July 27, 2012, along with a protected 2013 first-round pick from Minnesota and the contracts of Brad Miller and Jerome Dyson from New Orleans; in exchange, the Suns sent Robin Lopez (signed and traded), Hakim Warrick and cash considerations to New Orleans, and a 2014 second-round pick (acquired from LA Lakers) to Minnesota; New Orleans sent Minnesota a pair of second-round picks, one in 2013 (acquired from Brooklyn) and another in 2016 (acquired from Minnesota in an earlier trade).

## Pro Career

Selected by the Minnesota Timberwolves with the fourth overall pick in the 2010 NBA Draft... Owns career averages of 7.7 points, 2.9 rebounds and 1.4 assists in 24.6 minutes through 144 games (127 starts)... Has seen action in 144 of a possible 148 career games (.973)... Has started 127 of his 144 career games (.882)... Member of the Wolves' 2010 and 2012 Las Vegas Summer League squads... Averaged 20.5 points in five LVSL games in 2012; played just one game in 2010 before being sidelined for the final four contests with a hamstring injury... First NBA season in 2010-11 was punctuated by a 25-point performance in the T-Mobile Rookie Challenge at All-Star Weekend in Los Angeles... As a rookie, appeared in a team-high 79 games (63 starts) and ranked sixth among rookies in scoring (9.0), third in three-point accuracy (35.6 percent), sixth in steals (0.73), third in blocks (0.68) and sixth in minutes played (26.2)... Made a Minnesota franchise rookie-record 103 three-pointers, breaking Stephon Marbury's previous mark (102 in 1996-97)... Scored a career-high 29 points March 18, 2011, at the LA Lakers, the most by a Wolves rookie since Dec. 23, 1996 (Marbury-33)... Five career 20-point efforts, all as a rookie... Tied a franchise rookie record with six three-pointers on Dec. 27, 2010 vs. New Orleans (Marbury, April 2, 1997).

*continued...*

### NBA Regular Season Statistics

YEAR	TEAM	G	FIELD GOALS			3-POINT			FREE THROWS			REBOUNDS			STL	BLK	PTS	- AVERAGES -		
			MIN	FGM-FGA	PCT	FGM-FGA	PCT	FTM-FTA	PCT	OFF-DEF	TOT	AST	TOV	PF				RPG	APG	PPG
10-11	Minnesota	79	2069	271-682	.397	103-289	.356	64-92	.696	51-189	240	148	58	54	709	3.0	1.9	9.0		
11-12	Minnesota	65	1469	158-397	.398	53-169	.314	24-34	.706	24-153	177	59	35	48	393	2.7	0.9	6.0		
<b>TOTALS</b>		<b>144</b>	<b>3538</b>	<b>429-1079</b>	<b>.398</b>	<b>156-458</b>	<b>.341</b>	<b>88-126</b>	<b>.698</b>	<b>75-342</b>	<b>417</b>	<b>207</b>	<b>93</b>	<b>102</b>	<b>1102</b>	<b>2.9</b>	<b>1.4</b>	<b>7.7</b>		

### Career Highs

**POINTS** – 29 (3/18/11, Minnesota at L.A. Lakers)

**REBOUNDS** – 8 (2/3/12, Minnesota at New Jersey)

**ASSISTS** – 5 (4 times, last 2/7/11, Minnesota at New Orleans)

**BLOCKS** – 4 (2/8/11, Minnesota at Houston)

**STEALS** – 4 (2 times, last 3/9/12, Minnesota vs. L.A. Lakers)

**FGM** – 11 (3/18/11, Minnesota at L.A. Lakers)

**FGA** – 21 (3/18/11, Minnesota at L.A. Lakers)

**3-PT FGM** – 6 (12/27/10 vs. New Orleans)

**3-PT FGA** – 11 (3/18/11, Minnesota at L.A. Lakers)

**FTM** – 4 (3 times, last 3/18/11, Minnesota at L.A. Lakers)

**FTA** – 6 (11/2/10, Minnesota at Miami)

**MINUTES** – 43 (2 times, last 2/25/11, Minnesota vs. New Or.)

## Wesley Johnson... continued

## College

Three-year collegiate performer at Iowa State (2006-08) and Syracuse (2009-10), who sat out the 2008-09 season after transferring schools, per NCAA rules... Named a First Team All-American as a junior by the Associated Press, United States Basketball Writers Association and Fox Sports... Finalist for the Naismith Trophy, awarded to the men's college basketball player of the year... Big East Player of the Year, All-Big East Conference First Team as a junior... Big 12 Conference All-Rookie Team... In his final collegiate season as a junior, averaged 16.5 points and 8.5 rebounds, leading Syracuse in both categories... Averaged 22.0 points in the NCAA Tournament, and scored a career-high 31 points to go along with 14 rebounds to lead Syracuse to a win over Gonzaga in the second round; it was his career-high 12th double-double of the season... Saw action in 58 total games with the Iowa State Cyclones from 2006-08, starting 55 of them... Averaged 12.3 points and 6.1 rebounds in his career at Iowa State... Slowed by an ankle injury in his sophomore season, was still named honorable mention All-Big 12 after averaging 12.4 points and 4.0 rebounds... Collegehoops.net honorable mention Freshman All-America, Big 12 All-Rookie Team... As a freshman, earned a Big 12 Player of the Week honor and Big 12 Rookie of the Week award.

## Personal

Full name is Wesley JaMarr Johnson... Son of Robert and Mary Johnson... Has a brother, Craig Carroll, and a sister, Rhonda Smith... Father of twins, son Wesley II and daughter Santana... Majored in communications and rhetorical studies... Attended high school at Corsicana (Texas), The Patterson School (North Carolina) and Eldon Academy (Michigan)... Averaged 15.2 points, 9.7 rebounds and 4.3 blocks as a senior... Named the 2005 Golden Circle Defensive Player of the Year and was a first-team All-District selection in 2004 and 2005.



# Kendall Marshall #12



PHX  
12  
13

Players

**Guard**      **6-4**      **195**      **Current NBA Season: R**

**Born: 8/19/91, Dumfries, VA**      **College: North Carolina**

**Acquired: Selected with the 13th overall pick (first round) of the 2012 NBA Draft**

**Status: Signed through 2013-14; Team Options: 2014-15, 2015-16**

## Pro Career

Selected by the Suns with the 13th overall pick in the 2012 NBA Draft... First North Carolina Tar Heel selected by the Suns since Ring of Honor member and six-time All-Star Walter Davis in 1977... 20th early entry candidate selected in franchise history... Made professional debut as a member of the Suns Las Vegas Summer League entry... Averaged 7.0 points, a tournament-best 6.5 assists and 2.5 rebounds in four games (four starts)... Signed with the Suns on July 16, 2012.

## College

Two-year performer at the University of North Carolina, averaged 7.2 points, 8.0 assists, 2.3 rebounds, 1.1 steals in 73 career games... 2012 Bob Cousy Award winner as the nation's top point guard as a sophomore in 2011-12... Third Tar Heel to win the award (Felton, Lawson)... Associated Press Third-Team All-American, CBS Sports.com First Team All-America, Second Team All-ACC as a sophomore... Finished career as the all-time assist average leader in Tar Heel history (7.96) and as the owner of the best assist-to-turnover ratio in ACC history (3.01)... Only player in school history with multiple 15-assist games (tallied five)... Led ACC in assists in both career seasons... Floor general for the nation's second-highest scoring offense as a sophomore... Averaged 9.8 assists, setting a single-season ACC record for average and total assists (351)... The 9.8-assist average was also the second-highest in the nation in 2011-12, and the eighth-highest average in NCAA history overall... Highest assist average by a sophomore in NCAA history... 351 total assists were the fourth-most in NCAA history... 17 double-digit assist games set an ACC single-season record... Averaged 6.2 points, 6.2 assists and 2.1 rebounds in 37 games as a freshman, earning Third Team All-ACC honors, Sporting News First-Team Freshman All-American, ACC All-Freshman team... His 6.2-assist average as a freshman made him just the second first-year Tar Heel in school history to lead the ACC in assists... Led all freshman nationally in assists, ninth in the nation overall.

## Personal

Full name is Kendall Dewan Marshall... Born in Dumfries, Virginia... Son of Dennis and Kim Marshall... Two sisters, Kayla and Kyra... Chose to watch the 2012 draft at home with family and friends while eating Chinese food... Grew up playing soccer and his father Dennis was his coach... Learned the value of passing early on because Dennis gave players iron-on uniform soccer patches for every goal scored and assist recorded... Told his parents at age 6 that he would play at the University of North Carolina... Newest Suns point guard grew up idolizing former Suns point guards Jason Kidd and Steve Nash, as well as Dirk Nowitzki... Called being drafted by the Suns the "best case scenario" after multiple draft workout visits.



## College Career Statistics

YEAR	G	MIN	FIELD GOALS		3-POINT		FREE THROWS		RPG	APG	SPG	BPG	PTS	PPG
			FGM-FGA	PCT	FGM-FGA	PCT	FTM-FTA	PCT						
2010-11	37	24.6	76-182	.418	20-53	.377	58-84	.690	2.1	6.2	1.1	0.1	230	6.2
2011-12	36	33.0	105-225	.467	28-79	.354	55-79	.696	2.6	9.8	1.2	0.2	292	8.1
<b>TOTALS</b>	<b>73</b>	<b>28.8</b>	<b>181-407</b>	<b>.445</b>	<b>48-132</b>	<b>.364</b>	<b>113-163</b>	<b>.693</b>	<b>2.3</b>	<b>8.0</b>	<b>1.1</b>	<b>0.1</b>	<b>523</b>	<b>7.2</b>


# Markieff Morris #11

**Forward**      **6-10**      **245**      **Current NBA Season: 2**

**Born: 9/2/89, Philadelphia, PA**      **College: Kansas**

**Acquired: Selected with the 13th overall pick (first round) of the 2011 NBA Draft**

**Status: Signed through 2012-13; Team Options: 2013-14, 2014-15**



## 2011-12

Following his first NBA season, was a member of the Suns' 2012 Las Vegas Summer League Squad, where he averaged a team-best 19.8 points, team-leading 9.8 rebounds and team-best 2.0 blocks while starting all five games... Originally selected by the Suns with the 13th overall pick in the 2011 NBA Draft, compiled rookie season averages of 7.4 points, 4.4 rebounds, 0.67 blocks and 0.65 steals in 19.5 minutes in 63 games (seven starts)... Selected to play in 2012 Rising Stars Challenge at NBA All-Star Weekend in Orlando... Just the seventh Sun in franchise history selected to play in the game, joining Wesley Person (1995), Trevor Ruffin (1995), Michael Finley (1996), Steve Nash (1997), Shawn Marion (2001), Amar'e Stoudemire (2003)... Six of the other eight Rising Stars selections were top-nine picks... 7.4-point scoring average was the best by a Suns rookie since Leandro Barbosa in 2003-04... 4.4-rebound average was the best by a Suns rookie since Amar'e Stoudemire in 2002-03... One of six 2012 rookies to average at least seven points and four rebounds (Fariel, T. Thompson, Leonard, Parsons, D. Williams)... Among rookies that reached the qualifying statistical minimums, ranked 11th in scoring (15th overall), sixth in rebounding (9th) and fourth in blocks (7th)... Shot 34.7 percent from three-point range, seventh among rookies... Despite shortened schedule, tallied 22 double-digit scoring efforts, the most by a Suns rookie since Barbosa in 2003-04 (24)... Reached double figures in nine of his final 22 games after doing so 13 times in his first 41 contests... Two 20-point efforts, including his first career 20-point game on Feb. 14, the first by a Suns rookie since Barbosa... Two double-digit rebounding efforts, including a career-high 11 boards on Jan. 23 at Dallas... One double-double came Jan. 8 (eighth game), the earliest in a career by a Suns rookie since Shawn Marion (first game, 1999)... Scored 16 points in his fifth game (Jan. 2), the earliest such scoring output by a Suns rookie since Shawn Marion (second game, 1999)... Dec. 31-Jan. 2, became the first Suns rookie with consecutive 15-point efforts since Barbosa (April 11-13, 2004)... First Suns rookie with multiple double-digit scoring efforts in first five games since Stoudemire (Oct. 30-Nov. 1, 2002)... Grabbed nine rebounds in his NBA debut Dec. 26 vs. New Orleans, one shy of becoming just the third Sun in franchise history to record double-digit boards in his first career game (Marion-1999, Alvan Adams-1975)... Made seven starts (Jan. 17-27, April 24-25) and in those opportunities averaged 4.1 points, 4.3 rebounds and 19.9 minutes... As a reserve, averaged 7.8 points, 4.4 rebounds and 19.5 minutes in 56 contests... Did not miss a game due to injury; missed two games due to the flu (March 28, April 1) (1-1).

## Pro Career

Selected by the Suns with the 13th overall pick in the 2011 NBA Draft... 19th early entry candidate selected in franchise history... Second Jayhawk selected by Phoenix in the draft (Randy Carroll, 1980)... Twin brother Marcus was selected in the first round of the 2011 draft with the very next pick, 14th overall by the Houston Rockets... The Morris are one of three sibling pairings currently active in the NBA, along with Marc and Pau Gasol, and Brook and Robin Lopez (active as of the conclusion of the 2011-12 season).

### NBA Regular Season Statistics

YEAR	TEAM	G	MIN	FIELD GOALS		3-POINT		FREE THROWS		REBOUNDS		AST	STL	BLK	PTS	- AVERAGES -		
				FGM-FGA	PCT	FGM-FGA	PCT	FTM-FTA	PCT	OFF-DEF	TOT					RPG	APG	PPG
11-12	Phoenix	63	1227	174-436	.399	43-124	.347	76-106	.717	69-210	279	65	41	42	467	4.4	1.0	7.4

### Career Highs

**POINTS - 22** (3/25/12 at Cleveland)

**REBOUNDS - 11** (1/23/12 at Dallas)

**ASSISTS - 4** (4/14/12 at San Antonio)

**BLOCKS - 3** (4 times, last 4/14/12 at San Antonio)

**STEALS - 4** (2 times, last 2/14/12 at Denver)

**FGM - 9** (2 times, last 4/9/12 at Minnesota)

**FGA - 16** (2/14/12 at Denver)

**3-PT FGM - 3** (3 times, last 1/8/12 vs. Cleveland)

**3-PT FGA - 6** (1/15/12 at San Antonio)

**FTM - 5** (2 times, last 4/13/12 at Houston)

**FTA - 6** (2 times, last 4/14/12 at San Antonio)

**MINUTES - 32** (2 times, last 4/14/12 at San Antonio)


## College

Three-year performer at the University of Kansas named All-Big 12 Second Team, Honorable Mention AP All-American and Big 12 Championship All-Tournament Team as a junior in 2010-11... Improved scoring, rebounding and field goal percentage in all three collegiate seasons and finished with career averages of 8.5 points, 6.1 rebounds and 55.3-percent field goal shooting in 109 career games (44 starts)...

Averaged career-highs of 13.6 points, 8.3 rebounds, and 58.9-percent shooting from the field as a junior... Led Big 12 in rebounds as a junior, and led the conference with 13 double-doubles, the ninth-best single-season total in school history... Tallied double-digit rebounds in a team-best and single-season career-high 15 games in 2010-11... Career 55.3-percent shooter connected on a career-high 58.9 percent as a junior, the top mark in the Big 12 and the 12th-best in the nation... Power forward shot 40.4 percent from three-point range for his career, including a 25-of-59 (.424) mark as a junior.

## Personal

Born in Philadelphia, Penn... Son of Thomasine Morris... Has four brothers, Donte, Blake, David and twin brother Marcus... Marcus, a teammate at Kansas, was selected immediately after him in the 2011 NBA Draft (14th overall by the Houston Rockets)... Seven minutes older than Marcus and an inch taller... Third set of twins in NBA history each drafted in the first round, joining teammate Robin Lopez and brother Brook (2008), and Horace and Harvey Grant (1987)... While at Kansas, was tutored by former Sun Danny Manning, who was coached at Kansas by Suns Head Coach Alvin Gentry, a Jayhawk assistant in 1988 when Manning led the Jayhawks to a national title... Played football through 10th grade but switched to basketball after his mom told him he was too tall for football... Played wide receiver growing up, emulating Michael Irvin and Jerry Rice... Grew up a fan of Irvin and the Dallas Cowboys, was frequently at odds with brother Marcus, who is a supporter of the hometown Philadelphia Eagles... Modeled his basketball game after Rasheed Wallace... Majored in American studies... As a high school junior and senior, won state titles with Philadelphia Prep Charter in 2006 and 2007... Named his team's best defender three-straight years (2005-2007) and best rebounder in consecutive seasons (2005-2006)... He, Marcus, and former Kansas teammate and projected 2012 lottery pick Thomas Robinson have the words "Family Over Everything" tattooed on their left biceps and include "FOE" at the end of most Tweets... @KansasTwin21.



PHX  
12  
13

Players




# Jermaine O'Neal #20

**Center**      **6-11**      **255**      **Current NBA Season: 17**

**Born: 10/13/78, Columbia, SC**   **High School: Eau Claire HS (Columbia, SC)**

**Acquired: Signed as free agent on August 15, 2012**

**Status: Signed through 2012-13**



## 2011-12

Saw his 16th NBA season, second with the Boston Celtics, limited to just 25 games (24 starts) due to season-ending left wrist surgery on March 19... Averaged 5.0 points, 5.4 rebounds and 1.7 blocks in 22.8 minutes... Recorded three double-digit scoring efforts, including a season-best 19-point outing Dec. 30 vs. Detroit... Grabbed double-digit rebounds on three occasions, including a season-high 12 boards on Jan. 14 at Indiana... Double-digit boards in consecutive games on Jan. 14-16... Blocked multiple shots in 13 of 25 games... Had three games of four blocks or more and two games of five blocks... The Suns only had one individual game of five blocks or more in 2011-12 (Gortat)... In the offseason, underwent Orthokine treatment on both of his knees in Germany; the procedure, also undergone by Kobe Bryant, Alex Rodriguez, Brian Urlacher, Andrew Bynum and Grant Hill, involves spinning a patient's blood in a centrifuge to make a serum that is injected to combat inflammation... Signed a one-year contract with the Suns on Aug. 15, 2012.

## Pro Career

### AWARDS AND RECOGNITION

Six-time NBA All-Star, all with the Indiana Pacers, and in six consecutive seasons (2002, 2003, 2004, 2005, 2006-inj., 2007)... Voted an All-Star starter three times, started two All-Star Games (2003, 2004, 2006-inj.)... 2001-02 NBA Most Improved Player as a sixth-year pro and member of the Pacers... Three-time All-NBA Team selection, earning Second Team honors in 2003-04 and Third Team honors in 2001-02 and 2002-03... Three-time Eastern Conference Player of the Month (Jan., April, Dec. 2003)... Two-time Eastern Conference Player of the Week (Dec. 23, 2001; Jan. 12, 2003)... Two-time winner of the NBA Community Assist Award (Dec. 2003, Dec. 2006).

### CAREER NOTES

16-year NBA veteran with the Portland Trail Blazers (1996-00), Indiana Pacers (2000-08), Toronto Raptors (2008-09), Miami Heat (2008-10) and Boston Celtics (2010-12)... Owns career averages of 13.7 points, 7.4 rebounds and 1.87 blocks in 911 games (680 starts) while shooting 46.5 percent from the field and 71.0 percent from the free throw line... Averaged at least 19.0 points, 8.0 rebounds and 2.0 blocks in six consecutive seasons (2001-07), including four consecutive seasons in which he averaged better than 20 points (2002-06)... His teams have made 14 playoff appearances in 16 NBA seasons, including a 2004 Eastern Conference Finals appearance (not on active roster for 2012 ECF with Celtics)... First Pacer in franchise history selected to six All-Star Games (Miller-5)... 263 career games of 20 or more points, including 42 efforts of 30 or more points, and one effort of 40 or more, a career-high 55-point on Jan. 4, 2005 (Indiana vs. Milwaukee), just the third player in franchise history to record a 50-point game (Billy Knight, Reggie Miller)... 154 games of at least 20 points and 10 rebounds, 25 games of 30 and 10, and one game of at least 40 points and 10 boards... One career triple-double: 18 points, 10 rebounds, 10 blocks on Jan. 22, 2003 (Indiana vs. Toronto)... One career double-digit block game... Four career 20-rebound games; all four are 20/20 games, including one 30/20 game on April 18, 2006 (Indiana at Cleveland)... 38th among active players in career scoring (12,506)... Sixth among active NBA players in blocks (1702)... Since 2000, only three NBA players have more blocks than O'Neal (1,549): 12-time All-Defensive team selection Tim Duncan, former NBA Defensive Player of the Year Ben Wallace, and former NBA Defensive Player of the Year Marcus Camby... Led the NBA in total blocks in 2000-01, second-highest average in the league that season, and has finished in the top five overall on four occasions... While with the Pacers, led Indiana in scoring in six consecutive seasons and in rebounding six times overall... Averaged a career-high 24.3 points in 2004-05 and a career-best 10.8 rebounds in 2000-01... Averaged double-digit rebounds in four consecutive seasons (2000-04), including two 20/10 seasons (2002-03, 2003-04); in both seasons was the only Eastern Conference player to record a 20/10 season... New Suns teammates Michael Beasley and O'Neal were the second and third-leading scorers for the Heat in 2009-10... Led the defensive-minded Heat in charges drawn in 2009-10 (22) and in 2008-09 ranked second... Feb. 11, 2007, became the Pacers' franchise-leader in career blocked shots... Blocked at least one shot in a career-high 54-straight games from Apr. 17, 2006-Mar. 3, 2007... Career-high 44 double-doubles in 2003-04, the second-highest single-season total in Indiana history (Clark Kellogg-47)...

Appeared in a career-high 165 consecutive games (Nov. 30, 2000-Dec. 18, 2002)... Made his NBA debut on Dec. 5, 1996, at the age of 18 years, one month, and 22 days, the youngest in NBA history at the time... Originally selected by Portland with the 17th overall pick (first round) of the 1996 NBA Draft at the age of 18... Traded by Portland along with Joe Kleine on Aug. 31, 2000, to Indiana in exchange for Dale Davis... Traded by Indiana along with Nathan Jawai on July 9, 2008, to Toronto in exchange for Maceo Baston, TJ Ford, Roy Hibbert and Rasho Nesterovic... Traded by Toronto along with Jamarion Moon and a 2010 second-round pick on Feb. 13, 2009, to Miami for Shawn Marion and Marcus Banks... Signed as a free agent with Boston on July 10, 2010... Signed a one-year deal with the Suns on Aug. 15, 2012.

continued...

## NBA Regular Season Statistics

YEAR TEAM	G	MIN	FIELD GOALS		3-POINT		FREE THROWS		REBOUNDS		AST	STL	BLK	PTS	- AVERAGES -		
			FGM-FGA	PCT	FGM-FGA	PCT	FTM-FTA	PCT	OFF-DEF	TOT					RPG	APG	PPG
96-97 Portland	45	458	69-153	.451	0-1	.000	47-78	.603	39-85	124	8	2	26	185	2.8	0.2	4.1
97-98 Portland	60	808	112-231	.485	0-2	.000	45-89	.506	80-121	201	17	15	58	269	3.4	0.3	4.5
98-99 Portland	36	311	36-83	.434	0-1	.000	18-35	.514	42-55	97	13	4	14	90	2.7	0.4	2.5
99-00 Portland	70	859	108-222	.486	0-1	.000	57-98	.582	97-132	229	18	11	55	273	3.3	0.3	3.9
00-01 Indiana	81	2641	404-868	.465	0-5	.000	233-388	.601	249-545	794	98	49	228	1041	9.8	1.2	12.9
01-02 Indiana	72	2707	543-1133	.479	1-14	.071	284-413	.688	188-569	757	118	45	166	1371	10.5	1.6	19.0
02-03 Indiana	77	2864	610-1260	.484	7-21	.333	373-510	.731	202-594	796	155	66	178	1600	10.3	2.0	20.8
03-04 Indiana	78	2788	608-1400	.434	2-18	.111	348-460	.757	193-585	778	164	59	199	1566	10.0	2.1	20.1
04-05 Indiana	44	1530	386-854	.452	1-6	.167	295-391	.754	85-303	388	82	25	88	1068	8.8	1.9	24.3
05-06 Indiana	51	1802	380-805	.472	3-10	.300	261-368	.709	102-374	476	133	27	117	1024	9.3	2.6	20.1
06-07 Indiana	69	2459	491-1141	.436	0-7	.000	343-447	.767	153-508	661	167	50	182	1339	9.6	2.4	19.4
07-08 Indiana	42	1206	225-512	.439	0-5	.000	121-163	.742	82-201	283	93	20	87	571	6.7	2.2	13.6
08-09 Tor/Mia	68	2028	365-770	.474	0-1	.000	175-222	.788	126-307	433	122	29	136	905	6.4	1.8	13.3
09-10 Miami	70	1991	394-745	.529	0-2	.000	162-225	.720	124-362	486	92	25	95	950	6.9	1.3	13.6
10-11 Boston	24	431	50-109	.459	0-1	.000	29-43	.674	25-63	88	12	2	30	129	3.7	0.5	5.4
11-12 Boston	25	570	52-120	.433	0-0	.000	21-31	.677	37-98	135	10	8	43	125	5.4	0.4	5.0
TOTALS	912	25453	4840-10406	.465	14-95	.147	2812-3961	.710	1824-4902	6726	1302	437	1702	12506	7.4	1.4	13.7

## NBA Playoff Statistics

YEAR TEAM	G	MIN	FIELD GOALS		3-POINT		FREE THROWS		REBOUNDS		AST	STL	BLK	PTS	- AVERAGES -		
			FGM-FGA	PCT	FGM-FGA	PCT	FTM-FTA	PCT	OFF-DEF	TOT					RPG	APG	PPG
96-97 Portland	2	4	0-2	.000	0-1	.000	0-2	.000	0-1	1	0	0	1	0	0.5	0.0	0.0
97-98 Portland	1	3	0-3	.000	0-1	.000	0-0	—	1-0	1	0	0	2	0	1.0	0.0	0.0
98-99 Portland	9	55	4-10	.400	0-0	.000	6-12	.500	8-9	17	1	0	3	14	1.9	0.1	1.6
99-00 Portland	8	38	3-11	.273	0-0	.000	6-9	.667	2-5	7	1	0	3	12	0.9	0.1	1.5
00-01 Indiana	4	157	17-39	.436	0-1	.000	5-10	.500	12-38	50	7	0	10	39	12.5	1.8	9.8
01-02 Indiana	5	192	34-76	.447	0-1	.000	18-24	.750	6-32	38	5	4	8	86	7.6	1.0	17.2
02-03 Indiana	6	272	43-92	.467	0-3	.000	51-65	.785	24-81	105	4	3	18	137	17.5	0.7	22.8
03-04 Indiana	16	604	115-272	.423	0-4	.000	77-110	.700	29-117	146	19	8	36	307	9.1	1.2	19.2
04-05 Indiana	13	479	77-211	.365	0-3	.000	54-72	.750	21-83	104	29	7	34	208	8.0	2.2	16.0
05-06 Indiana	6	216	44-84	.524	0-2	.000	38-53	.717	9-36	45	10	3	14	126	7.5	1.7	21.0
08-09 Miami	6	162	28-51	.549	0-0	—	24-32	.750	7-20	27	9	3	9	80	4.5	1.5	13.3
09-10 Miami	5	117	9-44	.205	0-0	—	3-7	.429	10-18	28	5	4	10	21	5.6	1.0	4.2
10-11 Boston	9	197	21-43	.488	0-0	—	10-11	.909	15-23	38	8	2	16	52	4.2	0.9	5.8
TOTALS	90	4993	395-938	.421	0-16	.000	292-407	.717	144-463	607	98	34	164	1082	6.7	1.1	12.0

## NBA All-Star Game Statistics

YEAR TEAM	G	MIN	FIELD GOALS		3-POINT		FREE THROWS		REBOUNDS		AST	STL	BLK	PTS	- AVERAGES -		
			FGM-FGA	PCT	FGM-FGA	PCT	FTM-FTA	PCT	OFF-DEF	TOT					RPG	APG	PPG
01-02 Indiana	1	17	2-5	.400	0-0	—	3-4	.750	0-7	7	0	0	0	7	7.0	0.0	7.0
02-03 Indiana	1	33	3-10	.300	0-0	—	4-6	.667	4-6	10	0	2	4	10	10.0	0.0	10.0
03-04 Indiana	1	28	7-13	.538	0-0	—	2-4	.500	2-7	9	2	1	0	16	9.0	2.0	16.0
04-05 Indiana	1	19	6-10	.600	0-0	—	3-4	.750	1-4	5	1	1	1	15	5.0	1.0	15.0
05-06 Indiana - DNP-Injury																	
06-07 Indiana	1	23	4-8	.500	0-0	—	0-0	—	3-4	7	1	0	2	8	7.0	4.0	8.0
TOTALS	5	120	22-46	.478	0-0	—	12-18	.667	10-28	38	4	4	7	56	7.6	0.8	11.2

## Career Highs

**POINTS** – 55 (1/4/05, Indiana vs. Milwaukee)

**REBOUNDS** – 21 (11/26/02, Indiana at Washington)

**ASSISTS** – 7 (7 times, last 11/16/07, Indiana at Toronto)

**BLOCKS** – 10 (1/22/03, Indiana vs. Toronto)

**STEALS** – 5 (12/21/01, Indiana vs. New Jersey)

**FGM** – 18 (1/4/05, Indiana vs. Milwaukee)

**FGA** – 30 (2 times, 1/6/05, Ind at SA; 1/10/04, Ind at SA)

**3-PT FGM** – 1 (14 times)

**3-PT FGA** – 3 (3/7/04, Indiana at Denver)

**FTM** – 19 (1/4/05, Indiana vs. Milwaukee)

**FTA** – 25 (1/4/05, Indiana vs. Milwaukee)

**MINUTES** – 54 (3/13/01, Indiana at Houston)


## Jermaine O'Neal... continued

## High School

In four years at Eau Claire High School (South Carolina), posted a 97-16 record and won three state AAA titles with one runner-up finish... Scored 1,372 points and grabbed 833 rebounds during his prep career... Set school records for blocks in a single game (16), season (170) and career (397)... Named to USA Today's 1996 All-USA Basketball Team as a senior... Named Mr. Basketball and First-Team All-State by the Associated Press as a senior... Averaged 22.4 points, 12.6 rebounds and 5.2 blocks his senior year while shooting 68.2 percent from the floor... As a junior, averaged 18.2 points, 12.8 rebounds and 7.1 blocks... Helped the 1996 U.S. 20-and-under team win the World Championship Tournament in Germany... 1996 McDonald's All-American.

## Personal

Full name is Jermaine Lee O'Neal... Answers to the nicknames, "J.O." (his initials) and "Six" (given to him because of his football background)... Son of Angela Jones... He and his wife, Mesha O'Neal, have a son (Jermaine O'Neal, Jr.) and a daughter (Asjia O'Neal)... Considers his two children to be his most prized possessions... Has one brother, Clifford O'Neal... Established the Jermaine O'Neal Foundation in 2003 in order to improve the quality of life for children who need it most... Drafted into the NBA out of high school... Resides in Las Vegas in the off-season... Away from the court he enjoys spending time with his family... Would like to continue to be a successful businessman when his career is over... Favorite sport other than basketball is football and his favorite team is the Dallas Cowboys... Lists Martin and First 48 as his favorite television shows... Favorite food is chicken... Says the best place he has visited is Atlantis in the Bahamas because it is where he married his wife... Pre-game ritual involves eating, taking a nap and getting dressed at the same time before each game... Has several tattoos and his favorite is an image of praying hands with the words "For the love of God."



## Luis Scola

#14



Forward 6-9 245 Current NBA Season: 6

Born: 4/30/80, Buenos Aires, Argentina Club: Tau Ceramica (Spain)

Acquired: Submitted winning bid off amnesty waivers on July 15, 2012

Status: Signed through 2014-15

PHX  
12  
13

Players

## 2011-12

In his fifth NBA season, all with Houston, averaged 15.5 points and 6.5 rebounds while appearing in all 66 games (66 starts)... One of 11 NBA players who has averaged at least 15.0 points and 6.5 boards the last three consecutive seasons (LaMarcus Aldridge, Chris Bosh, Kevin Durant, LeBron James, Al Jefferson, David Lee, Dirk Nowitzki, Josh Smith, Dwight Howard, Pau Gasol)... Full 66-game slate played marked the fourth time in five NBA seasons in which he has played every regular season game (2007-08, 2008-09, 2009-10, 2011-12)... Including 2011-12, has appeared in 386 of a possible 394 regular season games (.980)... Tallied 14 20-point games, including a season-high 30-point performance March 11 at Cleveland... Averaged 15.7 points in season's final 26 games when returning Sun Goran Dragic became Houston's starting point guard (15.4 before)... Six 20-point efforts in season's final 26 games, including lone 30-point effort, after tallying eight in season's first 40 contests... 11 double-doubles, including one 20-10 game (Jan. 13, Houston vs. Sacramento)... 12 double-digit rebounding games overall... March 30 moved into ninth place on the Rockets' all-time rebounding list (passed Kevin Kunnert) and Feb. 14 became the 19th player in Houston history to reach 5,000 career points... SUMMER: Designated as the Rockets' amnesty player and waived on July 13... Suns submitted the winning bid and were awarded Scola on July 15... As a member of the Argentinian National Team, averaged 18.0 points at the 2012 Summer Olympic Games in London... Only Australia's Patty Mills, American Kevin Durant, teammate Manu Ginobili and Spain's Pau Gasol averaged more points at the Games... Shot 52.8 percent overall from the field... Attempted 51 free throws in the tournament, a number topped by only Russia's Andrei Kirilenko.

## Pro Career

## AWARDS AND RECOGNITION

2007-08 NBA All-Rookie Team... Western Conference Rookie of the Month, Feb. 2008... Participated in the T-Mobile Rookie Challenge as both a rookie (2008) and sophomore (2009).

continued...

## NBA Regular Season Statistics

YEAR TEAM	G	MIN	FIELD GOALS		3-POINT		FREE THROWS		REBOUNDS		AST	STL	BLK	PTS	- AVERAGES -		
			FGM-FGA	PCT	FGM-FGA	PCT	FTM-FTA	PCT	OFF-DEF	TOT					RPG	APG	PPG
07-08 Houston	82	2024	345-670	.515	0-3	.000	157-235	.668	174-351	525	106	60	19	847	6.4	1.3	10.3
08-09 Houston	82	2488	424-799	.531	0-3	.000	196-258	.760	200-520	720	123	68	11	1044	8.8	1.5	12.7
09-10 Houston	82	2671	560-1090	.514	1-5	.200	208-267	.779	175-530	705	169	63	26	1329	8.6	2.1	16.2
10-11 Houston	74	2412	569-1129	.504	0-3	.000	241-290	.738	147-459	606	185	48	44	1352	8.2	2.5	18.3
11-12 Houston	66	2067	436-888	.491	0-3	.000	153-198	.773	122-306	428	140	35	24	1025	6.5	2.1	15.5
TOTALS	386	11662	2334-4576	.510	1-17	.059	928-1248	.744	818-2166	2984	723	274	124	5597	7.7	1.9	14.5

## NBA Playoff Statistics

YEAR TEAM	G	MIN	FIELD GOALS		3-POINT		FREE THROWS		REBOUNDS		AST	STL	BLK	PTS	- AVERAGES -		
			FGM-FGA	PCT	FGM-FGA	PCT	FTM-FTA	PCT	OFF-DEF	TOT					RPG	APG	PPG
07-08 Houston	6	220	30-67	.448	0-1	.000	24-35	.686	24-32	56	8	4	1	84	9.3	1.3	14.0
08-09 Houston	13	424	77-156	.494	0-0	--	33-49	.673	28-81	109	23	7	3	187	8.4	1.8	14.4
TOTALS	19	1288	107-223	.480	0-1	.000	57-84	.679	52-113	165	31	11	4	271	8.7	1.6	14.3

## Career Highs

POINTS - 44 (3/13/10, Houston vs. New Jersey)

REBOUNDS - 21 (3/6/10, Houston at Minnesota)

ASSISTS - 7 (3 times, last 4/16/12, Houston vs. Denver)

BLOCKS - 3 (4 times, last

STEALS - 5 (2/29/08, Houston vs. Memphis)

FGM - 20 (3/13/10, Houston vs. New Jersey)

FGA - 14 (2/22/10 vs. Atlanta)

3-PT FGM - 4 (11/15/08 at Cleveland)

3-PT FGA - 5 (6 times, last 3/28/11 vs. Washington)

FTM - 4 (9 times, 1/25/11 at L.A. Lakers)

FTA - 6 (Twice, 3/31/10 vs. Golden State)

MINUTES - 40 (Twice, last 1/8/10 at Memphis)

## Luis Scola... continued

## CAREER NOTES

Five-year NBA veteran owns career averages of 14.5 points and 7.7 rebounds in 386 games (343 starts), all with the Houston Rockets... Selected by San Antonio in the second round (56th overall) of the 2002 NBA Draft; draft rights acquired by Houston along with Jackie Butler from San Antonio on July 12, 2007, in exchange for Vassilis Spanoulis, a second-round pick in the 2009 NBA Draft and other considerations... Signed with Houston on July 17, 2007... Signed a multi-year contract with Houston on July 21, 2010... Designated as the Rockets' amnesty player and waived on July 13, 2012; Phoenix subsequently submitted the winning bid and was awarded Scola on July 15, 2012... Since entering the NBA, has appeared in 386 of a possible 394 regular season games (.980)... Has played a full slate of regular season games in four of five NBA seasons... Played in a career-best 311 consecutive regular season games (Oct. 30, 2007-March 7, 2011)... Owns 89 career 20-point performances (single-season career-high 32 in 2010-11), including eight efforts of 30 or more (single-season career-high four in 2010-11)... Best career scoring game and lone career 40-point effort is a 44-point performance on March 13, 2010 (Houston vs. New Jersey)... Owns 100 career double-doubles (single-season career-high 32 in 2009-10)... Nine career 20-point, 15-rebound games... One 20-point, 20-rebound game, a 25-point, career-high 21-rebound game March 6, 2010, at Minnesota... Consecutive playoff appearances in 2007-08 and 2008-09... Helped the Rockets to a 58-24 record over the first 82 starts of his career, a record that would match the best regular season mark in Houston history... Part of a Rockets team that won 22 consecutive games, second-most in NBA history, in 2007-08... Scored in double figures in a career-best 30 consecutive games from Nov. 6, 2010-Jan. 3, 2011... Recorded a career-best six consecutive 20-point performances from March 6-17, 2010... Made a career-best 39 consecutive free throws from Feb. 20-March 9, 2010... Made all 14 free throw attempts Feb. 26, 2010, setting a career best for makes without a miss in a single game... Game-winning layup with 11.9 seconds remaining on March 22, 2009, at San Antonio... Earned 2008 All-Rookie Team honors after ranking fifth in scoring average, second in rebounding average and first in field goal percentage among qualified rookies.

## International Career


**OLYMPICS:** Three-time Olympian (2004 in Athens, 2008 in Beijing, 2012 in London)... Helped the Argentinean National Team secure the nation's first Olympic gold medal in basketball at the 2004 Olympic Games; averaged 17.6 points and 5.0 rebounds in Athens... Bronze medalist at the 2008 Beijing Olympic Games, where he averaged 18.9 points... In London, averaged 18.0 points, fifth-most in the tournament, and attempted 51 free throws, second-most of any player...

**WORLD/AMERICAS CHAMPIONSHIPS:** Led Argentina to its second title at the FIBA Americas Championship 2011, earning FIBA Americas MVP and All-Tournament Team honors (tournament-high 21.4-point scoring average)... Participated with Argentina in the FIBA World Championship 2010 in Turkey (tournament-high 27.1-point scoring average)... Led Argentina to a bronze medal in the FIBA Americas Championship 2009, garnering MVP honors (tournament-high 23.3-point scoring average)... Guided Argentina to a silver medal at the FIBA Americas Championship 2007, earning tournament MVP accolades (19.5 points, 7.5 rebounds)... Won a silver medal at the 2002 World Championships, a gold medal at the 2001 Americas Championship and a silver medal at the 1999 South American Championship...

**PROFESSIONAL:** Played two professional seasons in Argentina with Ferrocarril Oeste before making the jump to Spain with Taugres Saski Baskonia Vitoria and Gijon Baloncesto... Played with Tau Ceramica for seven seasons (2000-07)... All-Euroleague First Team two times (2005-06, 2006-07) and selected once to the All-Euroleague Second Team (2004-05)... Earned Euroleague December MVP (2006-07)... Two-time Spanish League Regular Season MVP (2004-05, 2006-07)... 2003 Spanish League All-Star... 1999-2000 Spanish League Rookie of the Year... Won the 2001-02 Spanish National Championship, captured the 2002, 2004 and 2006 Spanish National Cup (King's Cup), and won the 2005 and 2006 Spanish SuperCup.

## Personal

Born Luis Alberto Scola on April 30, 1980, in Buenos Aires, Argentina... Enjoys spending time with his family, playing pool and fishing in his spare time... Favorite musical group is U2... Lists favorite vacation spot as Minorca in the Mediterranean... Previously purchased blocks of season tickets to be donated to underserved children and their families... Hosted 13-year old Nicholas Tijerina and his family at a game after Nicholas was left paralyzed in a tragic accidental shooting while trying out for his school's basketball team on an outdoor court... Scola visited with Nicholas and participated in a game of wheelchair basketball against the seventh grader in 2012, before extending an invitation to come see the game in person with his family.





# Sebastian #31 Telfair



Guard 6-0 170 Current NBA Season: 9

Born: 6/9/85, Brooklyn, NY High School: Abraham Lincoln HS (Brooklyn, NY)

Acquired: Signed as a free agent on Dec. 10, 2011

Status: Signed through 2012-13

## 2011-12

In his eighth NBA season and first with the Suns, averaged 6.1 points, 2.3 assists, 1.5 rebounds and 0.68 steals in 14.9 minutes in 60 games (one start)... His improved play, command of the second unit and all-around effort earned him the team's 2011-12 Dan Majerle Hustle Award... Spent a full season with a .500 or better team for the first time in his career... Saw action in 60 of 66 games (90.9 percent), his most games since 2008-09, and the Suns were 31-29 (.517) in his games played... Only saw action in a greater percentage of team's games in 2006-07 with Boston (78 of 82) and 2008-09 with Minnesota (75 of 82)... Opened the season as the team's third point guard but earned the back-up role and appeared in the Suns' final 53 consecutive games... Played a total of 895 minutes, his most since 2008-09 despite a 66-game season... 13 double-digit scoring efforts overall, his most since 2008-09... Eight double-digit scoring efforts in the month of April (15 games); five from December to March (40 games)... Averaged 3.2 points in February, 5.8 points in March, 10.3 points in April... Averaged 1.9 assists in February, 2.5 assists in March, 3.3 assists in April... Closed the season averaging 12.4 points and 3.9 assists in final 11 games while shooting 55.3 percent from the field and scoring in double figures in eight of 11 games, including two 20-point games... 10 double-digit scoring efforts in final 20 games after tallying three in his first 40 appearances... Scored five or more points in 27 of final 34 games (7.8-point average) after doing so nine times in the season's first 26 games (3.9-point average)... April 7-9, scored in double figures in consecutive games for the first time since Dec. 4-6, 2010... March 15 in his first start as a Sun, tallied eight assists and one turnover against the Clippers, the first time he had at least eight assists and one or zero turnovers since Jan. 18, 2010, as a member of the Clippers... In that lone start, helped rally the Suns from a 17-point second-half deficit on the road without both Nash and Hill... Did not miss a game due to injury... Signed a one-year deal with the Suns on Dec. 11, 2011.

## Pro Career

### AWARDS AND RECOGNITION

2011-12 Dan Majerle Hustle Award, a team award which is selected based on the results of five voting categories: fans (who cast their votes on Suns.com), Suns players, coaches and Majerle himself.

*continued...*

### NBA Regular Season Statistics

YEAR	TEAM	G	MIN	FIELD GOALS		3-POINT		FREE THROWS		REBOUNDS		AST	STL	BLK	PTS	- AVERAGES -						
				FGM	FGA	PCT	FGM	FGA	PCT	FTM	FTA					PCT	OFF-DEF	TOT	RPG	APG	PPG	
04-05	Portland	68	1331	169	430	.393	17	69	.246	105	133	.789	10	94	104	224	35	4	460	1.5	3.3	6.8
05-06	Portland	68	1641	228	578	.394	57	162	.352	130	175	.743	19	101	120	247	66	6	643	1.8	3.6	9.5
06-07	Boston	78	1577	176	474	.371	37	128	.289	90	110	.818	17	91	108	218	43	11	473	1.4	2.8	6.1
07-08	Minnesota	60	1932	223	556	.401	32	114	.281	78	105	.743	16	119	135	355	59	11	556	2.3	5.9	9.3
08-09	Minnesota	75	2094	267	691	.383	73	211	.346	131	160	.819	32	95	127	343	73	12	738	1.7	4.6	9.8
09-10	LAC/Cle	43	659	83	201	.413	13	56	.232	29	37	.784	5	40	45	126	24	5	208	1.0	2.9	4.8
10-11	Minnesota	37	710	97	241	.402	28	78	.359	44	60	.733	17	37	54	111	25	3	266	1.5	3.0	7.2
11-12	Phoenix	60	895	141	342	.412	33	105	.314	53	67	.791	20	71	91	138	41	12	368	1.5	2.3	6.1
TOTALS		489	80842	1384	3519	.393	290	923	.314	660	847	.779	136	648	784	1762	366	64	3718	1.6	3.6	7.6

### Career Highs

**POINTS** – 30 (2/18/0, Minnesota at Miami)

**REBOUNDS** – 7 (12/1/07, Boston at Memphis)

**ASSISTS** – 13 (4/19/05, Portland at Denver)

**BLOCKS** – 4 (12/14/07, Minnesota vs. Seattle)

**STEALS** – 6 (4/19/05, Portland at Denver)

**FGM** – 11 (12/21/07, Minnesota vs. Indiana)

**FGA** – 21 (4/14/12, Phoenix at San Antonio)

**3-PT FGM** – 6 (2/18/09, Minnesota at Miami)

**3-PT FGA** – 10 (2/18/09, Minnesota at Miami)

**FTM** – 10 (Three times, last 2/18/09, Minnesota at Miami)

**FTA** – 13 (12/26/08, Minnesota at New York)

**MINUTES** – 48 (12/21/07, Minnesota vs. Indiana)

## Sebastian Telfair... continued

### CAREER NOTES

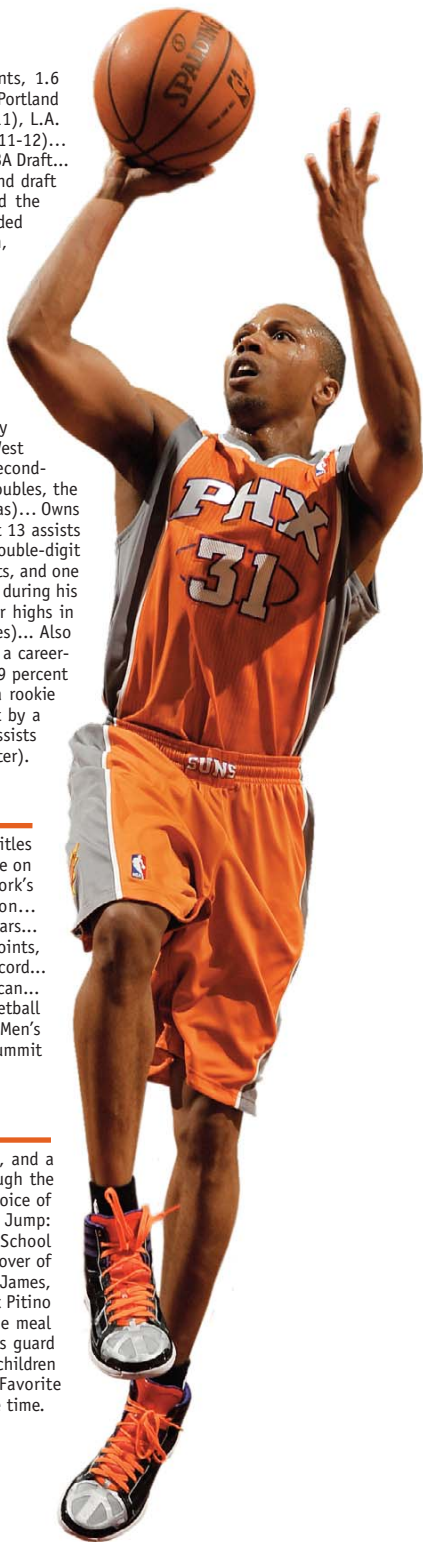
Eight-year NBA veteran owns career averages of 7.6 points, 1.6 rebounds and 3.6 assists in 489 games (190 starts) with Portland (2004-06), Boston (2006-07), Minnesota (2007-09, 2010-11), L.A. Clippers (2009-10), Cleveland (2009-10) and Phoenix (2011-12)... Selected by Portland with the 13th overall pick in the 2004 NBA Draft... Traded to Boston along with Theo Ratliff and a second-round draft pick on June 28, 2006 for Dan Dickau, Raef LaFrentz and the seventh overall pick in the 2006 NBA Draft, Randy Foye... Traded by Boston to Minnesota, along with Al Jefferson, Gerald Green, Ryan Gomes, Theo Ratliff, and two first-round draft picks in exchange for Kevin Garnett on July 31, 2007... Re-signed by the Wolves to a multi-year contract on July 23, 2008... Traded from Minnesota to the Los Angeles Clippers with Craig Smith and Mark Madsen in exchange for Quentin Richardson on July 20, 2009... Acquired in a three-team trade by Cleveland from the Los Angeles Clippers with Washington's Antawn Jamison in exchange for Zydrunas Ilgauskas, a 2010 first round pick and Emir Preldzic on February 17, 2010... Traded by Cleveland to Minnesota with Delonte West in exchange for Ryan Hollins, Ramon Sessions and a future second-round draft pick on July 26, 2010... Seven career double-doubles, the most recent of which came April 13, 2009 (Minnesota at Dallas)... Owns 13 career double-digit assist efforts, including a career-best 13 assists on April 19, 2005 (Portland at Denver)... Owns 161 career double-digit scoring efforts, which includes 23 efforts of 20 or more points, and one 30-point effort (Feb. 18, 2009 at Miami)... That effort came during his best statistical season in 2008-09 when he averaged career highs in scoring (9.8 points) and minutes played (20.9, 27.9 minutes)... Also shot a career-best 81.9 percent from the line while sinking a career-high 73 three-pointers in 2008-09... Shot a career-best 35.9 percent from three-point range in 2010-11 with Minnesota... As a rookie with the Blazers in 2004-05, his 460 points were the most by a Blazers rookie since 1995-96 (Arydas Sabonis) and his 224 assists were the most by a Blazers rookie since 1983-84 (Steve Colter).

### High School

Led Brooklyn's Abraham Lincoln to three New York City PSAL titles and to one state championship... First player in history to be on a three-time PSAL championship team... Became New York's all-time leading prep scorer, surpassing Kenny Anderson... Abraham Lincoln High School was 106-19 during his four years... A finalist for the 2004 Naismith Award after averaging 33.2 points, 9.2 assists and 3.7 rebounds in leading Lincoln to a 26-6 record... PSAL Player of the Year... Named 2004 McDonald's All-American... Ranked No. 1 among the high school class of 2004 by Basketball Times and No. 6 by Prep Stars... Named to the 2004 USA Men's Junior National Select Team that played at the Nike Hoop Summit in San Antonio.


### Personal

Sebastian and his wife Samantha have a daughter, Samaya, and a son, Sebastian II... Subject of the documentary film "Through the Fire," which follows his final year in high school and his choice of the NBA over college... Also the subject of the book "The Jump: Sebastian Telfair and the High-Stakes Business of High School Ball"... Was the first high school player ever to be on the cover of Sports Illustrated and one of only three overall (LeBron James, Jabari Parker)... Had committed to Louisville and coach Rick Pitino before declaring for the 2004 NBA Draft... Favorite pregame meal is lemon grilled chicken with pasta... Cousin of former Suns guard Stephon Marbury... Donated money and school supplies to children affected by Minnesota's I35 bridge collapse in 2007... Favorite recording artist is Jay-Z... Likes to create music in his spare time.



# P.J. Tucker

# #17



**Forward**      **6-6**      **224**      **Current NBA Season: 2**

**Born:** 5/5/85, Raleigh, NC      **College:** Texas

**Acquired:** Signed as a free agent on Aug. 1, 2012

**Status:** Signed through 2013-14

## NBA Career

Signed a free-agent contract with the Suns on August 1, 2012... Member of the Suns 2012 Las Vegas Summer League squad... Averaged 5.8 points, 6.2 rebounds, 1.2 assists and 21.8 minutes while appearing in all five games (one start)... Shot 50.0 percent from the field (14-of-28)... Originally the 35th overall pick (second round) of the 2006 NBA Draft by the Toronto Raptors... Spent the 2006-07 season with Toronto Raptors, playing seven games... Owns career NBA averages of 7.1 points, 1.9 rebounds and 12.9 minutes in seven games... One career double-digit scoring effort (Dec. 19, 2006)... In addition to this season, saw NBA Summer League action in 2006 (Toronto), 2007 (Cleveland), 2008 (Memphis) and 2010 (Charlotte).

## International Career

2012 German Bundesliga Cup winner and Bundesliga Champion... 2012 German Bundesliga All-Star... 2012 All-German Bundesliga Import Player of the Year, Forward of the Year and First Team selection... 2009 Ukrainian League All-Star... 2009 Ukrainian All-Star Game Slam Dunk champion... 2008 Israeli Premier League Champion, 2008 regular season champion as well... All-Israeli League First Team... Member of the 2004 USA Under-21 National Team that competed at the U21 Tournament of the Americas... 2011-12: Member of Brose Baskets Bamberg in the top league (Bundesliga) in Germany; averaged 16.2 points, 7.1 rebounds, 1.4 assists and 1.2 steals in 44 German League games... 2011: Played in Puerto Rico in the summer of 2011 for the Quebradillas Pirates, where he averaged 14.9 points, 9.4 rebounds, 2.8 assists and 1.2 steals in 17 games... 2010-11: Played for Aris Thessaloniki in the Greek A1 League; averaged 11.5 points and 7.1 rebounds in 19 league games, and in EuroCup games averaged 15.9 points and 8.0 rebounds... 2009-10: Started the season with BC Donetsk in Ukraine, where he played nine games and averaged 11.9 points and 4.8 rebounds; the team folded in Jan. 2010 and he then joined Bnei Eshet Tours Hasharon in Israel; averaged 17.3 points, 9.0 rebounds, 2.5 assists and 1.8 steals in 12 games... 2008-09: Played for BC Donetsk in Ukraine, where he averaged 19.4 points, 5.9 rebounds and 2.0 assists... 2007-08: Began his overseas career with Hapoel Holon in Israel, where he averaged 14.6 points, 7.0 rebounds and 1.3 steals in 26 games.

*continued...*



PHX  
12  
13

Players

## NBA Regular Season Statistics

YEAR TEAM	G	MIN	FIELD GOALS		3-POINT		FREE THROWS		REBOUNDS		AST	STL	BLK	PTS	- AVERAGES -		
			FGM-FGA	PCT	FGM-FGA	PCT	FTM-FTA	PCT	OFF-DEF	TOT					RPG	APG	PPG
06-07 Toronto	17	83	11-22	.500	0-0	.000	8-14	.571	11-12	23	3	2	0	30	1.4	0.2	1.8

## Career Highs

**POINTS - 12** (12/19/06, Toronto at Phoenix)

**REBOUNDS - 9** (12/19/06, Toronto at Phoenix)

**ASSISTS - 3** (12/20/06, Toronto at L.A. Clippers)

**BLOCKS - NONE**

**STEALS - 1** (2 times, last 3/3/07, Toronto at Cleveland)

**FGM - 5** (12/19/06, Toronto at Phoenix)

**FGA - 8** (12/19/06, Toronto at Phoenix)

**3-PT FGM - NONE**

**3-PT FGA - NONE**

**FTM - 3** (11/1/06, Toronto at New Jersey)

**FTA - 5** (3/3/07, Toronto at Cleveland)

**MINUTES - 20** (12/19/06, Toronto at Phoenix)

## P.J. Tucker... continued

## College

Three-year performer at the University of Texas was an early-entry candidate in the NBA Draft... As a Longhorn, compiled career averages of 13.4 points and 8.2 rebounds in 87 games (69 starts)... In seven NCAA Tournament games, averaged 11.4 points and 10.1 rebounds... Consensus Big 12 Player of the Year as a junior in 2006... Also named Second Team All-America by Associated Press, USBWA and Fox Sports as a junior... All-Big 12 First Team... Big 12 All-Defensive Team selection... As a junior, averaged career and team highs of 16.1 points and 9.5 rebounds in 37 games (37 starts)... Also led team in steals (66), minutes (34.5) and double-digit scoring games (31)... Led team and conference with 16 double-doubles... Five career Big 12 Player of the Week honors in his career... Big 12 All-Freshman squad in 2004... Honorable Mention All-Big 12 as a freshman... Four-time Big 12 Rookie of the Week... In his collegiate debut, scored 18 points, tying a freshman debut record, and grabbed 13 rebounds, setting a school record for a freshman debut... Became the third player in school history, first since 1976, to post a double-double in his Longhorn debut.

## Personal

Full name is Anthony Leon Tucker, Jr... Nicknamed P.J. at birth by his father, with P.J. standing for Pop Junior... Family moved to Frankfurt, Germany, immediately following his birth; his father served there in the Army... One of 12 collegiate players (age 20 and under) to earn a roster spot on the USA Basketball World Championship for Young Men in the summer prior to his sophomore year... Averaged 29.4 points, 13.4 rebounds his senior year at Enloe High School in Raleigh, North Carolina... As a senior, had 46 points and 29 rebounds in a single game against Southeast Raleigh... Earned MVP of the North Carolina/South Carolina high school All-Star game.

## Marcin Gortat... continued from page 46

## International Career

**NATIONAL TEAM:** Spent the 2012 summer leading the Polish National Team in the qualifying tournament for EuroBasket 2013... Led his home nation to a 6-2 tournament record, securing a spot in the 2013 European Championships... Averaged 21.1 points, fourth-most in the tournament, 11.6 rebounds and 2.3 blocks, both second-most... Originally selected to the Polish National Under-22 team after playing basketball for only six months... During the summer of 2004, invited to play for the Polish National Team... Spent the summer of 2010 with the Polish National Team, attempting to help the squad qualify for the 2011 EuroBasket tournament...

**PROFESSIONAL:** Spent three seasons with RheinEnergie Köln in Germany's Bundesliga I League... 2006-07: Played in 14 games with Köln in Euroleague action, averaging 10.4 points, 5.6 rebounds and 1.1 blocks, while shooting .596 from the field... Also played in 44 games with Köln in the German League, averaging 8.9 points, 6.2 rebounds and 1.4 blocks, while shooting .575 from the floor... 2005-06: Played in 34 games with Köln, averaging 6.9 points, 4.1 rebounds and 1.10 blocks in 19.6 minutes... Also played in 15 games during FIBA EuroCup play, averaging 9.2 points, 4.5 rebounds and 1.2 blocks in 26.7 minutes... 2004-05: Averaged 5.2 points and 3.8 rebounds in 29 games... Also played in 12 games during ULEP Cup action, averaging 8.4 points, 4.5 rebounds and 1.25 blocks.

## Personal

Name pronounced MAR-chin GORE-tot... Grew up in Lodz, Poland... Son of legendary Polish boxer Janusz Gortat, who was a two-time Olympic bronze medalist in the lightweight division... The elder Gortat was defeated by eventual winner Leon Spinks (USA) in the 1976 Olympics... Nicknamed the Polish Hammer... Mother is Alicja... Honored by the Polish minister of foreign affairs and Poland's ambassador to the United States for his contributions on and off the court to representing the best of Poland... Suns and Gortat host a Polish heritage night with the second-annual event taking place in 2012, attended by thousands of locals of Polish descent... Wears a shoe size 15... Lists favorite food as "Polish food made by Mom or Grandma"... Favorite college team is Duke and favorite NFL team is the Atlanta Falcons.

# 2012-13 Roster

No.	Player	Pos.	Ht.	Wt.	Birthdate	Prior to NBA/Home Country	Yrs Played
0	Michael Beasley	F	6-10	235	01/09/89	Kansas State/USA	4
26	Shannon Brown	G	6-4	210	11/29/85	Michigan State/USA	6
1	Goran Dragic	G	6-3	190	05/06/86	Union Olimpija/Slovenia	4
3	Jared Dudley	F	6-7	225	07/10/85	Boston College/USA	5
8	Channing Frye	C	6-11	245	05/17/83	Arizona/USA	7
4	Marcin Gortat	F/C	6-11	240	02/17/84	RheinEnergie Koln/Poland	5
2	Wesley Johnson	F	6-7	215	07/11/87	Syracuse/USA	2
12	Kendall Marshall	G	6-4	195	08/19/91	North Carolina/USA	R
11	Markieff Morris	F	6-10	245	09/02/89	Kansas/USA	1
20	Jermaine O'Neal	C	6-11	255	10/13/78	Eau Claire High School/USA	16
14	Luis Scola	F	6-9	245	04/30/80	Tau Ceramica/Argentina	5
31	Sebastian Telfair	G	6-0	170	06/09/85	Abraham Lincoln HS/USA	8
17	P.J. Tucker	F	6-6	224	05/05/85	Texas/USA	1

**HEAD COACH:** Alvin Gentry (Appalachian State)

**ASSISTANT COACHES:** Elston Turner (Mississippi), Dan Majerle (Central Michigan),  
Igor Kokoskov (Belgrade), Noel Gillespie (Wisconsin-Whitewater)

**HEAD ATHLETIC TRAINER:** Aaron Nelson (Iowa State)

## Numerical Roster

- 0 Michael Beasley
- 1 Goran Dragic
- 2 Wesley Johnson
- 3 Jared Dudley
- 4 Marcin Gortat
- 8 Channing Frye
- 11 Markieff Morris
- 12 Kendall Marshall
- 14 Luis Scola
- 17 P.J. Tucker
- 20 Jermaine O'Neal
- 26 Shannon Brown
- 31 Sebastian Telfair

## Pronunciation Guide

Goran Dragic	GORE-on DROG-itch
Marcin Gortat	(MAR-chin GORE-tot)
Igor Kokoskov	(kuh-KOS-kov)
Dan Majerle	(MAR-lee)
Markieff Morris	(mar-KEEF)



# Suns In The Rafters... Ring of Honor

PHX  
12  
13

Ring of Honor

ADAMS



33

**Alvan Adams** Nicknames "Oklahoma Kid" or "Double A"... Spent entire 13-year career as a Sun (1975-88)... Selected by Suns with fourth overall pick in 1975 Draft... NBA Rookie of the Year after helping Suns to first-ever appearance in NBA Finals... Phoenix's career leader in games played (988), minutes played (27,203), rebounds (6,937) and steals (1,289)... Ranks second in assists (4,102) behind Kevin Johnson... Suns jersey, 33, retired Nov. 9, 1988.

BARKLEY



34

**Charles Barkley** Nicknames "Sir Charles" and "Round Mound of Rebound"... One of only four NBA players with more than 23,000 points, 12,000 rebounds and 4,000 assists (includes Kareem Abdul-Jabbar, Wilt Chamberlain and Karl Malone)... Selected as one of the 50 Greatest players in NBA History in 1996 and is only Sun to appear on that list... Was the first Sun to be named NBA MVP after averaging 25.6 points and 12.2 rebounds in 1992-93 as Suns finished franchise-best 62-20... Has highest scoring average (23.4) of anyone in the Ring of Honor and trails only Charlie Scott (24.8) in team history... Eleven-time All-Star, including all four seasons in Phoenix (1993-96)... Ranks as the Suns all-time playoff leader in scoring average (26.5) and rebounds (644)... Set franchise record with 56 points, tied for the third most in NBA postseason history, at Golden State on May 4, 1994... Won two Olympic gold medals and led the Dream Team in scoring in 1992 and 1996... Inducted into the Hall of Fame on Sept. 9, 2006... Placed in Ring of Honor on March 20, 2004.

CHAMBERS



24

**Tom Chambers** Signed with Phoenix on July 8, 1988 as first unrestricted free agent in NBA history... Played five seasons for Suns and averaged 20.6 points, fifth on team's all-time list... Named All-NBA Second Team in his first two seasons when he averaged 27.2 and 25.7 points, the two highest season scoring averages in Suns history... Also holds club record with 60 points on March 24, 1990 against Seattle... Three-time All-Star with the Suns... Placed in Ring of Honor on April 18, 1999.

COLANGELO



**Jerry Colangelo** Moved to Valley of the Sun in 1968 to take over the expansion Phoenix Suns as the youngest general manager in professional sports... During his 40-year tenure with the Suns, has also served as the head coach (59-60 career record), president, managing general partner, chief executive officer and chairman... Collected an unprecedented four NBA Executive of the Year Awards (1993, '89, '81, '76)... Oversaw two Western Conference championships (1993, '76)... When the franchise's future was in question, coordinated a group of investors who purchased the team on October 14, 1987... Spearheaded the effort for a state-of-the-art downtown arena that would become what is now US Airways Center, which opened in 1992... Named Most Influential Sports Figure in state of Arizona for the 20th century by *The Arizona Republic*... Enshrined in the Naismith Memorial Basketball Hall of Fame on Sept. 10, 2004... Inducted into the Ring of Honor on Nov. 4, 2007.

## DAVIS



**Walter Davis** Nicknames "Sweet D," "Man with the Velvet Touch" or "The Greyhound"... Regarded as best pure shooter in Suns history... Played 11 seasons with Phoenix (1977-88) after being selected by Phoenix with fifth overall pick in 1977 Draft... 1977-78 NBA Rookie of the Year... Phoenix's all-time leading scorer (15,666)... Ranks among top five in eight other categories... Played in All-Star Game six times (1978, '79, '80, '81, '84, '87)... Suns jersey, 6, retired April 3, 1994.

## COTTON



**Cotton Fitzsimmons** Nicknames "Cotton" and "Whitey"... Twenty-year NBA coaching career included three stints as Suns head coach with a 341-208 record (.621)... Since 1970, served the Suns as head coach, director of player personnel, color analyst and finally as senior executive vice president... Retired from coaching sixth on the NBA's all-time victory list with an overall record of 832-775 (.518)... Two-time NBA Coach of the Year (1989 with Phoenix and 1979 with Kansas City)... In 1988-89, orchestrated what was at the time the third-biggest turnaround in NBA history guiding the club to a 55-27 record... Only one year earlier, pulled off a controversial trade with Cleveland on Feb. 25, 1988 that netted the Suns eventual All-Stars Kevin Johnson and Dan Majerle (via the draft)... Inducted into the Missouri Basketball Hall of Fame, the National Junior College Hall of Fame and Missouri Sports Hall of Fame... Placed posthumously in the Ring of Honor on March 18, 2005.

## HAWKINS



**Connie Hawkins** Nickname "The Hawk"... New York City's greatest playground legend... In 1962, at age 19, ABL's MVP with Pittsburgh Rens... Harlem Globetrotter (1964-66)... Led Pittsburgh Pipers to first-ever ABA title (1967)... Averaged 20.5 points, 9.0 rebounds in five seasons with Phoenix... Joined Suns after coin flip with Seattle in 1969... All-Star each full season in Phoenix (1970, '71, '72, '73)... Listed as one of the top 15 players by Kareem Abdul-Jabbar... Inducted into the Hall of Fame May 11, 1992... Suns jersey, 42, retired November 19, 1976.

## JOHNSON



**Kevin Johnson** Nickname "KJ"... 6-1 point guard played in 683 of his 735 career games in a Suns uniform... Ranks sixth in NBA history with 9.1 assists per game and 10th with 6,711 assists... Suns career leader in assists and had club record 25 on April 6, 1994 against San Antonio... Is one of five players in NBA history to average 20 points, 10 assists in three-straight seasons... Three-time All-Star (1990, '91, '94) and five-time All-NBA pick... Won 1989 Most Improved Player and gold medal at 1994 World Championships... Suns jersey, 7, retired March 7, 2001.



## MACLEOD



**John MacLeod** Winningest coach in franchise history, both regular season and postseason... Compiled a franchise-record 579 career wins as head coach of the Suns... Led the Suns to a franchise-record 37 playoff victories, including three Western Conference Finals appearances (1976, 1979, 1984) and a berth in the 1976 NBA Finals... Longest tenured coach in team history (1973-87), led the Suns for 13-plus seasons that included nine playoff berths and a then franchise-record eight consecutive postseason appearances (1977-78 to 1984-85)... Placed in the Ring of Honor on April 14, 2012.

## MAJERLE



**Dan Majerle** Nickname "Thunder Dan"... 6-6 swingman was selected with 14th overall pick in the 1988 Draft and soon emerged as a fan favorite because of his tremendous work ethic... Played first seven seasons in Phoenix, averaging 14.6 points, 5.9 rebounds and 3.3 assists, before concluding his career as a Sun in 2001-02... Phoenix's all-time leader in three-point field goals (800)... Won gold medal at the 1994 World Championships and a bronze medal at the 1988 Olympics... Became the first reserve to be voted to start on an All-Star team in 1995 and made three All-Star appearances (1992, '93, '95)... Only Sun to wear all three uniform styles... Placed in Ring of Honor on March 9, 2003.

## PROSKI



**Joe Proski** Nicknames "Prosk" and "Magic Fingers"... Was the team's original athletic trainer and held the post for the first 32 years of the franchise... Named NBA Athletic Trainer of the Year in 1987-88... Earned the first 30-year award ever issued by the National Basketball Trainers Association... Served as athletic trainer at four All-Star Games and represented Western Conference on NBTA Executive Committee for 10 years... Placed in Ring of Honor on April 1, 2001.

## VAN ARSDALE



**Dick Van Arsdale** Nicknames "Flying Dutchman" and "The Original Sun"... 6-5 swingman spent nine of 12 NBA seasons in Phoenix (1968-77)... Was club's first pick in 1968 Expansion Draft after three seasons in New York... Scored first point in franchise history on Oct. 18, 1968... Is fourth on club's all-time scoring list (12,060), averaging 17.6... Three-time All-Star (1969, '70, '71)... 1974 All-Defensive Second Team... Scored 15,079 career points (16.4 ppg)... Suns jersey, 5, retired Nov. 13, 1977.

## WESTPHAL



**Paul Westphal** Nickname "Westy"... 6-4 guard from Southern Cal... Acquired by Phoenix from Boston on May 23, 1975 for Charlie Scott... Won 1974 NBA title with Boston... Helped lift Phoenix to 1976 Finals against Boston... Phoenix's sixth all-time leading scorer (9,564), averaging 20.6 points (1975-80, 1983-84)... Was a five-time All-Star, four as a Sun (1977, '78, '79, '80), and four-time All-NBA selection... Phoenix's top scorer each season played... Suns jersey, 44, retired April 15, 1989.



**2011-2012  
SEASON IN REVIEW**

# Year In Review 11-12

## Final NBA Regular Season Standings

### EASTERN CONFERENCE

#### ATLANTIC DIVISION

	W	L	PCT	GB	HOME	ROAD	LAST-10	STREAK
Boston	39	27	.591	-	24-9	15-18	7-3	Won 2
New York	36	30	.545	3	22-11	14-19	7-3	Won 3
Philadelphia	35	31	.530	4	19-14	16-17	6-4	Lost 1
Toronto	23	43	.348	16	13-20	10-23	3-7	Won 1
New Jersey	22	44	.333	17	9-24	13-20	3-7	Lost 6

#### CENTRAL DIVISION

	W	L	PCT	GB	HOME	ROAD	LAST-10	STREAK
Chicago	50	16	.758	-	26-7	24-9	7-3	Won 3
Indiana	42	24	.636	8	23-10	19-4	8-2	Lost 1
Milwaukee	31	35	.470	19	17-16	14-19	3-7	Lost 2
Detroit	25	41	.379	25	18-15	7-26	4-6	Won 1
Cleveland	21	45	.318	29	11-22	10-23	2-8	Lost 4

#### SOUTHEAST DIVISION

	W	L	PCT	GB	HOME	ROAD	LAST-10	STREAK
Miami	46	20	.697	-	28-5	18-15	6-4	Lost 2
Atlanta	40	26	.606	6	23-10	17-16	7-3	Won 2
Orlando	37	29	.561	9	21-12	16-17	4-6	Lost 1
Washington	20	46	.303	26	11-22	9-24	8-2	Won 6
Charlotte	7	59	.106	39	4-29	3-30	0-10	Lost 23

### WESTERN CONFERENCE

#### SOUTHWEST DIVISION

	W	L	PCT	GB	HOME	ROAD	LAST-10	STREAK
San Antonio	50	16	.758	-	28-5	22-11	10-0	Won 10
Memphis	41	25	.621	9	26-7	15-18	8-2	Won 6
Dallas	36	30	.545	14	23-10	13-20	5-5	Lost 2
Houston	34	32	.515	16	22-11	12-21	3-7	Won 1
New Orleans	21	45	.318	29	11-22	10-23	6-4	Lost 1

#### NORTHWEST DIVISION

	W	L	PCT	GB	HOME	ROAD	LAST-10	STREAK
Oklahoma City	47	19	.712	-	26-7	21-12	6-4	Lost 1
Denver	38	28	.576	9	20-13	18-15	8-2	Won 4
Utah	36	30	.545	11	25-8	11-22	7-3	Won 5
Portland	28	38	.424	19	20-13	8-25	1-9	Lost 7
Minnesota	26	40	.394	21	13-20	13-20	1-9	Lost 2

#### PACIFIC DIVISION

	W	L	PCT	GB	HOME	ROAD	LAST-10	STREAK
L.A. Lakers	41	25	.621	-	26-7	15-18	6-4	Lost 1
L.A. Clippers	40	26	.606	1	24-9	16-17	6-4	Lost 2
Phoenix	33	33	.500	8	19-14	14-19	4-6	Lost 3
Golden State	23	43	.348	18	12-21	11-22	1-9	Lost 2
Sacramento	22	44	.333	19	16-17	6-27	3-7	Won 1

## NBA Playoffs 2012 Results

### FIRST ROUND

SAN ANTONIO (1) vs. UTAH (8)  
(Spurs win series, 4-0)

MEMPHIS (4) vs. L.A. CLIPPERS (5)  
(Clippers win series, 4-3)

OKLAHOMA CITY (2) vs. DALLAS (7)  
(Thunder win series, 4-0)

L.A. LAKERS (3) vs. DENVER (6)  
(Lakers win series, 4-3)

CHICAGO (1) vs. PHILADELPHIA (8)  
(Sixers win series, 4-2)

BOSTON (4) vs. ATLANTA (5)  
(Celtics win series, 4-2)

MIAMI (2) vs. NEW YORK (7)  
(Heat win series, 4-1)

INDIANA (3) vs. ORLANDO (6)  
(Pacers win series, 4-1)

### CONFERENCE SEMIFINALS

SAN ANTONIO (1) vs. L.A. CLIPPERS (5)  
(Spurs win series, 4-0)

OKLAHOMA CITY (2) vs. L.A. LAKERS (3)  
(Thunder win series, 4-1)

BOSTON (4) vs. PHILADELPHIA (8)  
(Celtics win series, 4-3)

MIAMI (2) vs. INDIANA (3)  
(Heat win series, 4-2)

### WESTERN CONFERENCE FINALS

SAN ANTONIO (1) vs. OKLAHOMA CITY (2)  
(Thunder win series, 4-2)

### EASTERN CONFERENCE FINALS

MIAMI (2) vs. BOSTON (4)  
(Heat win series, 4-3)

### NBA FINALS

MIAMI vs. OKLAHOMA CITY  
(Heat win series, 4-1)  
Game 1 - Thunder 105, Heat 94  
Game 2 - Heat 100, Thunder 96  
Game 3 - Heat 91, Thunder 85  
Game 4 - Heat 104, Thunder 98  
Game 5 - Heat 121, Thunder 106



## Team and Opponent Statistics

### Teams' Statistics

TEAM	G	FIELD GOALS			3-PT. FIELD GOALS			FREE THROWS			REBOUNDS			MISCELLANEOUS			SCORING			
		MADE	ATT.	PCT.	MADE	ATT.	PCT.	MADE	ATT.	PCT.	OFF.	DEF.	TOT.	AST	PF	DQ	STL	TO	BLK	PTS
DEN.	66	2572	5404	.476	435	1311	.332	1293	1760	.735	738	2105	2843	1581	1297	2	540	1015	330	104.1
S.A.	66	2611	5463	.478	552	1405	.393	1067	1427	.748	683	2153	2836	1528	1143	1	490	895	293	103.7
OKC.	66	2462	5229	.471	472	1317	.358	1406	1744	.806	726	2157	2883	1224	1352	3	498	1079	539	103.1
UTAH	66	2523	5531	.456	273	845	.323	1258	1668	.754	861	2055	2916	1439	1441	13	545	936	385	99.7
MILW.	66	2502	5652	.443	436	1265	.345	1095	1415	.774	820	1983	2803	1550	1273	10	548	929	335	99.0
SAC.	66	2490	5712	.436	411	1301	.316	1127	1532	.736	882	1947	2829	1271	1287	12	561	952	323	98.8
MIA.	66	2446	5212	.469	370	1030	.359	1238	1598	.775	686	2060	2746	1317	1282	3	585	1002	355	98.5
PHX.	66	2495	5445	.458	444	1295	.343	1058	1397	.757	717	2035	2752	1486	1233	4	431	928	366	98.4
HOU.	66	2489	5543	.449	478	1330	.359	1018	1301	.782	769	2014	2783	1404	1347	6	496	955	319	98.1
MINN.	66	2355	5434	.433	473	1423	.332	1281	1662	.771	797	2089	2886	1290	1212	5	436	1001	293	97.9
N.Y.	66	2365	5335	.443	517	1538	.336	1211	1634	.741	743	2012	2755	1328	1391	7	622	1056	276	97.8
G.S.	66	2489	5443	.457	524	1351	.388	951	1235	.770	640	1947	2587	1470	1410	11	528	915	362	97.8
IND.	66	2354	5375	.438	392	1064	.368	1349	1724	.782	826	2070	2896	1228	1430	5	523	925	357	97.7
LA-C	66	2439	5366	.455	514	1441	.357	1046	1538	.680	800	1943	2743	1385	1399	7	556	879	315	97.5
LA-L	66	2429	5319	.457	362	1112	.326	1202	1589	.756	799	2251	3050	1485	1109	5	390	997	351	97.3
PORT.	66	2402	5417	.443	478	1382	.346	1133	1423	.796	735	1949	2684	1349	1251	2	528	935	322	97.2
ATL.	66	2429	5348	.454	492	1330	.370	1025	1385	.740	652	2066	2718	1481	1178	8	536	921	303	96.6
CHI.	66	2467	5462	.452	419	1117	.375	1006	1394	.722	915	2165	3080	1527	1139	5	456	923	388	96.3
DALL.	66	2398	5412	.443	497	1464	.339	1029	1334	.771	665	2157	2822	1380	1226	2	565	926	337	95.8
MEM.	66	2425	5422	.447	277	849	.326	1142	1504	.759	831	1944	2775	1290	1316	7	631	955	345	95.0
ORL.	66	2275	5162	.441	670	1785	.375	995	1508	.660	742	2060	2802	1321	1168	5	451	984	275	94.2
WASH.	66	2414	5475	.441	344	1075	.320	1008	1386	.727	775	1975	2750	1262	1405	4	527	1008	417	93.6
PHIL.	66	2471	5516	.448	349	963	.362	889	1198	.742	704	2144	2848	1453	1157	7	526	738	340	93.6
N.J.	66	2262	5320	.425	507	1481	.342	1113	1433	.777	783	1879	2662	1311	1268	4	493	995	260	93.1
CLEV.	66	2261	5360	.422	440	1273	.346	1178	1645	.716	841	1949	2790	1308	1317	6	466	1017	262	93.0
BOS.	66	2341	5086	.460	363	988	.367	1017	1308	.778	509	2051	2560	1557	1315	9	498	979	362	91.8
DET.	66	2291	5232	.438	317	916	.346	1098	1461	.752	775	1882	2657	1322	1293	7	460	1033	278	90.9
TOR.	66	2268	5154	.440	365	1075	.340	1085	1410	.770	697	2074	2771	1382	1532	12	429	1001	321	90.7
N.O.	66	2300	5103	.451	259	777	.333	1057	1397	.757	724	1991	2715	1368	1324	7	488	1024	316	89.6
CHA.	66	2193	5293	.414	263	892	.295	1090	1462	.746	677	1894	2571	1326	1249	5	397	957	361	87.0

### Opponents' Statistics

TEAM	G	FIELD GOALS				3-PT. FIELD GOALS				FREE THROWS				REBOUNDS			MISCELLANEOUS			SCORING			
		MADE	ATT.	PCT.		MADE	ATT.	PCT.		MADE	ATT.	PCT.		OFF.	DEF.	TOT.	AST	PF	DQ	STL	TO	BLK	PTS
CHI.	66	2284	5420	.421		305	939	.325		946	1279	.740		750	1889	2639	1245	1166	3	490	876	343	88.2
BOS.	66	2207	5262	.419		344	1117	.308		1138	1498	.760		781	2070	2851	1233	1217	7	515	1035	304	89.3
PHIL.	66	2263	5302	.427		357	1070	.334		1017	1352	.752		706	2181	2887	1293	1070	3	391	918	316	89.4
MIA.	66	2285	5267	.434		479	1318	.363		1056	1457	.725		727	1897	2624	1297	1356	9	549	1107	280	92.5
MEM.	66	2278	5132	.444		417	1209	.345		1163	1522	.764		729	1954	2683	1274	1275	8	518	1130	363	93.0
ATL.	66	2380	5366	.444		391	1137	.344		997	1324	.753		712	2079	2791	1354	1263	11	494	999	313	93.2
ORL.	66	2372	5287	.449		414	1192	.347		1005	1302	.772		667	2061	2728	1350	1308	9	495	867	273	93.4
N.O.	66	2305	5188	.444		425	1342	.317		1129	1487	.759		731	1910	2641	1379	1235	4	523	915	380	93.4
TOR.	66	2234	5130	.435		401	1224	.328		1335	1795	.744		677	1997	2674	1327	1214	7	478	870	322	94.0
IND.	66	2305	5304	.435		442	1259	.351		1179	1617	.729		794	1998	2792	1292	1428	8	433	985	398	94.4
N.Y.	66	2316	5238	.442		444	1238	.359		1171	1590	.736		717	2045	2762	1248	1437	9	536	1125	334	94.7
DALL.	66	2347	5390	.435		473	1368	.346		1092	1456	.750		725	2173	2898	1351	1213	3	561	971	265	94.8
LA-C	66	2279	5098	.447		460	1261	.365		1251	1678	.746		712	1914	2626	1368	1401	8	396	966	296	95.0
DET.	66	2378	5147	.462		395	1114	.355		1162	1518	.765		703	1985	2688	1485	1283	3	563	959	348	95.7
LA-L	66	2492	5703	.437		443	1274	.348		901	1215	.742		758	1946	2704	1446	1332	3	556	745	302	95.9
S.A.	66	2512	5560	.452		412	1166	.353		932	1233	.756		680	2039	2719	1291	1244	3	489	906	330	96.5
OKC.	66	2405	5629	.427		421	1231	.342		1167	1519	.768		835	1889	2724	1312	1322	6	542	937	321	96.9
PORT.	66	2476	5349	.463		442	1217	.363		1062	1421	.747		730	2062	2792	1392	1306	9	499	982	314	97.8
HOU.	66	2474	5427	.456		369	1136	.325		1142	1490	.766		729	2027	2756	1321	1215	4	495	972	340	97.9
WASH.	66	2422	5352	.453		426	1216	.350		1227	1618	.758		811	2062	2873	1420	1231	3	520	1004	300	98.4
PHX.	66	2505	5510	.455		398	1131	.352		1100	1444	.762		802	2064	2866	1416	1293	3	526	929	288	98.6
MILW.	66	2449	5453	.449		438	1247	.351		1181	1535	.769		813	2138	2951	1433	1278	5	499	1049	297	98.7
UTAH	66	2403	5310	.453		428	1259	.340		1302	1727	.754		728	1988	2716	1355	1366	5	494	968	375	99.0
N.J.	66	2501	5294	.472		431	1151	.374		1106	1494	.740		780	2032	2812	1539	1274	9	525	943	330	99.1
MINN.	66	2572	5656	.455		406	1195	.340		1059	1402	.755		771	2096	2867	1422	1435	9	549	875	377	100.1
CLEV.	66	2536	5431	.467		448	1236	.362		1095	1464	.748		752	2073	2825	1527	1381	9	524	917	409	100.2
CHA.	66	2568	5411	.475		406	1142	.356		1115	1486	.750		778	2193	2971	1537	1341	5	499	890	378	100.9
G.S.	66	2461	5431	.453		468	1281	.365		1288	1725	.747		869	2157	2926	1527	1095	2	499	878	328	101.2
DEN.	66	2541	5569	.456		571	1489	.383		1029	1356	.759		730	1928	2658	1528	1452	9	524	1028	439	101.2
SAC.	66	2668	5609	.476		439	1236	.355		1118	1468	.762		815	2154	2969	1571	1313	8	518	1014	423	104.4
AVG.		2407	5374	.448		423	1213	.349		1116	1482	.752		750	2033	2784	1384	1291	6	507	962	336	96.1

## 2011-12 NBA Award Winners

<b>NBA Most Valuable Player</b>	LeBron James, Miami Heat
<b>NBA Coach of the Year</b>	Gregg Popovich, San Antonio Spurs
<b>NBA Defensive Player of the Year</b>	Tyson Chandler, New York Knicks
<b>NBA Most Improved Player</b>	Ryan Anderson, Orlando Magic
<b>NBA Rookie of the Year</b>	Kyrie Irving, Cleveland Cavaliers
<b>NBA Sixth Man Award</b>	James Harden, Oklahoma City Thunder
<b>NBA Executive of the Year</b>	Larry Bird, Indiana Pacers
<b>J. Walter Kennedy Citizenship Award</b>	Pau Gasol, Los Angeles Lakers
<b>NBA Sportsmanship Award</b>	Jason Kidd, Dallas Mavericks

### ALL-NBA TEAMS

#### FIRST TEAM

F LeBron James, Miami  
 F Kevin Durant, Oklahoma City  
 C Dwight Howard, Orlando  
 G Chris Paul, L.A. Clippers  
 G Kobe Bryant, L.A. Lakers

#### SECOND TEAM

F Kevin Love, Minnesota  
 F Blake Griffin, L.A. Clippers  
 C Andrew Bynum, L.A. Lakers  
 G Russell Westbrook, Oklahoma City  
 G Tony Parker, San Antonio

#### THIRD TEAM

F Carmelo Anthony, New York  
 F Dirk Nowitzki, Dallas  
 C Tyson Chandler, New York  
 G Rajon Rondo, Boston  
 G Dwyane Wade, Miami

### ALL-DEFENSIVE TEAMS

#### FIRST TEAM

LeBron James, Miami  
 Serge Ibaka, Oklahoma City  
 Dwight Howard, Orlando  
 Chris Paul, L.A. Clippers  
 Tony Allen, Memphis

#### SECOND TEAM

Luol Deng, Chicago  
 Kevin Garnett, Boston  
 Tyson Chandler, New York  
 Rajon Rondo, Boston  
 Kobe Bryant, L.A. Lakers

### ALL-ROOKIE TEAMS

#### FIRST TEAM

Kyrie Irving, Cleveland  
 Ricky Rubio, Minnesota  
 Kenneth Faried, Denver  
 Klay Thompson, Golden State  
 Iman Shumpert, New York  
 Kawhi Leonard, San Antonio  
 Brandon Knight, Detroit

#### SECOND TEAM

Chandler Parsons, Houston  
 Isaiah Thomas, Sacramento  
 MarShon Brooks, New Jersey  
 Derrick Williams, Minnesota  
 Tristan Thompson, Cleveland

## Weekly, Monthly Award Winners

### NBA PLAYERS OF THE WEEK

Week	Eastern Conference	Western Conference
1/3	LeBron James (MIA)	Kevin Durant (OKC)
1/9	LeBron James (MIA)	Kobe Bryant (LAL)
1/16	Derrick Rose (CHI)	Kobe Bryant (LAL)
1/23	Dwight Howard (ORL)	Marc Gasol (MEM)
1/30	LeBron James (MIA)	Russell Westbrook (OKC)
2/6	Paul Pierce (BOS)	Tony Parker (SAS)
2/13	Jeremy Lin (NYK)	Russell Westbrook (OKC)
2/20	LeBron James (MIA)	Kevin Durant (OKC)
3/5	Derrick Rose (CHI)	Ty Lawson (DEN)
3/12	Ersan Ilyasova (MIL)	Monta Ellis (GSW)
3/19	Drew Gooden (MIL)	Andrew Bynum (LAL)
3/26	Joe Johnson (ATL)	Kevin Durant (OKC)
4/2	Paul Pierce (BOS)	Chris Paul (LAC)
4/9	LeBron James (MIA)	Goran Dragic (HOU)
4/16	Kevin Garnett (BOS)	Andrew Bynum (LAL)
4/23	LeBron James (MIA)	Al Jefferson (UTA)

### NBA MONTHLY AWARD WINNERS

PLAYER	Eastern Conference	Western Conference
Dec./Jan.	LeBron James (MIA)	Kobe Bryant (LAL)
February	LeBron James (MIA)	Kevin Durant (OKC)
March	Paul Pierce (BOS)	Kevin Durant (OKC)
April	Carmelo Anthony (NYK)	Chris Paul (LAC)
<b>COACH</b>		
Dec./Jan.	Tom Thibodeau (CHI)	Scott Brooks (OKC)
February	Erik Spoelstra (MIA)	Gregg Popovich (SAS)
March	Tom Thibodeau (CHI)	Gregg Popovich (SAS)
April	Frank Vogel (IND)	Lionel Hollins (MEM)
<b>ROOKIE</b>		
Dec./Jan.	Kyrie Irving (CLE)	Ricky Rubio (MIN)
February	Kyrie Irving (CLE)	Isaiah Thomas (SAC)
March	Kyrie Irving (CLE)	Isaiah Thomas (SAC)
April	Ivan Johnson (ATL)	Kenneth Faried (DEN)

# Suns Final Season Statistics 11-12

PLAYER	G	GS	MIN	3 PT				REBOUNDS				TOT	AST	PF-DQ	STL	TO	BLK	PTS-AVG
				FGM-FGA	PCT	FGM-FGA	PCT	FTM-FTA	PCT	OR-DR	PCT							
GORTAT	66	66	2114	427-769	.555	0-2	.000	163-251	.649	185-474	659	59	142-1	48	90	99	1017-15.4	
DUDLEY	65	60	2020	312-643	.485	80-209	.383	119-164	.726	95-206	301	112	107-0	49	72	19	823-12.7	
NASH	62	62	1961	295-555	.532	55-141	.390	127-142	.894	26-160	186	664	53-0	38	229	8	772-12.5	
BROWN	59	19	1400	251-598	.420	68-188	.362	80-99	.808	38-119	157	69	66-0	44	64	15	650-11.0	
FRYE	64	59	1669	255-613	.416	91-263	.346	73-82	.890	71-308	379	88	176-0	42	63	70	674-10.5	
HILL	49	46	1378	201-451	.446	14-53	.264	83-109	.761	29-142	171	107	88-0	41	65	29	499-10.2	
REDD	51	2	770	144-360	.400	42-132	.318	88-111	.793	14-63	77	33	29-0	13	37	0	418-8.2	
MORRIS	63	7	1227	174-436	.399	43-124	.347	76-106	.717	69-210	279	65	179-2	41	70	42	467-7.4	
WARRICK	35	0	503	74-180	.411	1-10	.100	76-99	.768	31-61	92	30	35-0	8	36	3	225-6.4	
TELFAIR	60	1	895	141-342	.412	33-105	.314	53-67	.791	20-71	91	138	120-0	41	68	12	368-6.1	
LOPEZ	64	0	895	124-269	.461	0-0	—	100-140	.714	90-119	209	20	128-1	18	43	60	348-5.4	
PRICE	36	8	517	49-130	.377	13-44	.295	20-25	.800	18-38	56	67	72-0	34	46	3	131-3.6	
CHILDRESS	34	0	491	48-99	.485	4-24	.167	0-2	.000	31-64	95	34	38-0	14	9	6	100-2.9	
SUNS	66	-	15840	2495-5445	.458	444-1295	.343	1058-1397	.757	717-2035	2752	1486	1233-4	431	928	366	6492-98.4	
OPPONENTS	66	-	15840	2505-5510	.455	398-1131	.352	1100-1444	.762	802-2064	2866	1416	1293-3	526	929	288	6508-98.6	

PLAYER	SINGLE-GAME HIGHS							AVERAGE PER GAME							CAREER HIGHS (C=SET, T=TIED THIS SEASON)							
	MIN	REB	AST	ST	TO	B	PTS	MIN	REB	AST	STL	TO	BLK	PTS	FGM	FGA	FTM	FTA	REB	AST	PTS	
GORTAT	44	17	3	4	5	5	28	32.0	10.0	0.9	0.73	1.4	1.50	15.4	11C	20C	11C	14C	18	5	28C	
DUDLEY	42	11	4	3	5	3	28	31.1	4.6	1.7	0.75	1.1	0.29	12.7	11	16T	8T	12	18	6	33	
NASH	39	8	17	3	7	1	30	31.6	3.0	10.7	0.61	3.7	0.13	12.5	16	27	13	16	13	22	42	
BROWN	42	7	4	4	4	2	32	23.7	2.7	1.2	0.75	1.1	0.25	11.0	11T	24C	10C	12C	11	6	32C	
FRYE	42	16	7	3	4	4	26	26.1	5.9	1.4	0.66	1.0	1.09	10.5	14	26	9	12	16C	7C	33	
HILL	38	8	7	4	8	3	22	28.1	3.5	2.2	0.84	1.3	0.59	10.2	17	35	18	22	18	14	46	
REDD	27	6	4	2	3	0	25	15.1	1.5	0.6	0.25	0.7	0.00	8.2	18	34	18	20	14	11	57	
MORRIS	32	11	4	4	5	3	22	19.5	4.4	1.0	0.65	1.1	0.67	7.4	9C	16C	5C	6C	11C	4C	22C	
WARRICK	32	7	4	3	3	1	18	14.4	2.6	0.9	0.23	1.0	0.09	6.4	14	21	13	15	16	5	32	
TELFAIR	34	6	8	3	4	2	21	14.9	1.5	2.3	0.68	1.1	0.20	6.1	11	21C	10	13	7	13	30	
LOPEZ	27	12	3	2	4	4	21	14.0	3.3	0.3	0.28	0.7	0.94	5.4	13	18	8	9	14	3C	30	
PRICE	33	5	8	3	5	1	18	14.4	1.6	1.9	0.94	1.3	0.08	3.6	7T	14	5C	6T	6	9	18C	
CHILDRESS	23	12	3	2	3	2	10	14.4	2.8	1.0	0.41	0.3	0.18	2.9	10	17	11	14	15	8	26	
SUNS	240	54	32	14	23	11	125	240.0	41.7	22.5	6.53	14.1	5.55	98.4	67	128	61	80	77	51	173	
OPPONENTS	240	58	32	15	26	13	127	240.0	43.4	21.5	7.97	14.1	4.36	98.6	67	137	56	71	83	47	159	

## 2011-12 Game-By-Game Results



## 2011-12 Season Review

G	Date	Score	Opp.	W/L	Rec.	Attend.	1st	2nd	3rd	4th	10T	20T	Suns HI Pts.	Suns HI Reb.	Suns HI Assts.	Opp. HI Pts.	Opp. HI Reb.
1	12/26	84-85	NOH	L	0-1	17,776	20-23	21-24	24-15	19-23	-	-	Lopez-21	Morris -9	Nash-12	Gordon-20	Okafor-9
2	12/28	83-103	PHI	L	0-2	16,360	18-25	16-23	20-32	29-23	-	-	Price-16	Fyfe/Gortat-8	Price-4	3 Players-15	Hawes-11
3	12/30	93-78	@ NOH	W	1-2	15,790	22-22	30-23	23-16	18-17	-	-	Warrick-18	Fyfe-16	Nash-12	Landry-17	Okafor-16
4	12/31	97-107	@ OKC	L	1-3	18,203	22-27	24-32	21-29	30-18	-	-	MW/HW-15	MW/MG-6	Nash-6	Westbrook-18	Perkins-8
5	1/2	102-91	GSW	W	2-3	14,793	25-26	26-21	21-22	30-22	-	-	Nash-21	Fyfe-10	Nash-9	Ellis-18	McGuire-9
6	1/4	89-98	@ DAL	L	2-4	19,885	25-25	16-24	25-28	23-21	-	-	Gortat-22	Fyfe/Gortat-10	Nash-12	Nowitzki-20	Haywood-12
7	1/6	102-77	POR	W	3-4	16,235	30-19	19-15	25-21	28-22	-	-	Dudley-18	Lopez-12	Nash-9	Aldridge-14	Camby-11
8	1/8	109-93	MIL	W	4-4	13,420	30-25	27-22	34-19	18-27	-	-	Gortat-18	Morris-10	Nash-17	Harris-15	Ilyasova-8
9	1/10	83-99	@ LAL	L	4-5	18,997	19-25	23-21	26-27	15-26	-	-	Fyfe-17	Gortat-12	Nash-8	Bryant-48	Gasol-12
10	1/12	90-101	CLE	L	4-6	14,636	30-30	18-26	23-23	19-22	-	-	Nash-16	Gortat-10	Nash-15	Irving-26	Varejao-17
11	1/13	103-111	NJN	L	4-7	15,191	25-22	26-32	31-34	21-22	-	-	Gortat-20	Gortat-10	Price-8	Williams-35	Okur-7
12	1/15	91-102	@ SAS	L	4-8	18,581	26-30-	16-26	26-22	23-24	-	-	Gortat-24	Gortat-15	Nash-10	Duncan-24	Duncan-11
13	1/17	97-118	@ CHI	L	4-9	21,347	31-39	16-28	21-29	29-22	-	-	Nash-25	Gortat-15	Nash-9	Boozer-31	Noah-12
14	1/18	91-88	@ NYK	W	5-9	19,763	20-19	25-23	19-19	27-27	-	-	Nash-26	Gortat-12	Nash-11	Stoudemire-23	Chandler-17
15	1/20	79-71	@ BOS	L	6-9	18,624	20-15	26-20	14-20	19-16	-	-	Gortat-24	Gortat-17	Nash-9	Allen-14	Allen/Bass-6
16	1/23	87-93	@ DAL	L	6-10	19,944	27-32	19-17	19-25	22-19	-	-	Gortat/Hill-19	Gortat-12	Nash-12	Marion-29	Mahinmi-9
17	1/24	96-99	TOR	L	6-11	15,404	27-17	25-31	19-31	25-20	-	-	Gortat-21	Gortat-12	Nash-14	Bargnani-36	Johnson/Kleiza-10
18	1/27	71-109	@ POR	L	6-12	20,664	24-21	9-26	12-31	26-31	-	-	Hill-12	Gortat-10	Nash-7	Aldridge-23	Camby-20
19	1/28	86-84	MEM	W	7-12	14,903	24-16	24-16	15-24	23-28	-	-	Nash-21	Gortat-12	Nash-6	Gasol/Gay-18	Gasol-13
20	1/30	99-122	DAL	L	7-13	13,132	24-31	24-35	22-30	29-26	-	-	Gortat-17	Gortat-10	Telfair-6	West-25	Haywood-8
21	2/1	120-103	@ NOH	W	8-13	13,598	25-27	31-32	32-28	32-16	-	-	Nash-30	Gortat-11	Nash-10	Vasquez-20	Okafor/Masquez-6
22	2/3	81-99	@ HOU	L	8-14	15,941	20-30	19-29	22-21	20-19	-	-	Gortat/Dudley-15	Gortat-12	Nash-9	Martin-16	Budinger-10
23	2/4	95-89	CHA	W	9-14	14,928	25-24	17-24	30-24	23-17	-	-	Redd-17	Gortat-12	Nash-10	Walker-22	Thomas-13
24	2/6	99-90	@ ATL	W	10-14	11,823	27-23	28-25	29-16	15-26	-	-	Nash-24	Gortat/Frye-9	Nash-11	Smith-18	Pachulia-8
25	2/7	107-105	@ MIL	W	11-14	13,203	34-30	33-20	21-31	19-24	-	-	Gortat-21	Childress-12	Nash-11	Ilyasova-12	Ilyasova-12
26	2/9	89-96	HOU	L	11-15	16,122	29-26	15-28	32-20	13-22	-	-	Fyfe-21	Fyfe-10	Nash-13	Scola-16	SD/CB-7
27	2/11	98-84	@ SAC	W	12-15	16,964	31-24	22-20	22-16	23-24	-	-	Dudley-20	Dudley-10	Nash-15	Cousins-26	Cousins-9
28	2/13	96-102	@ GSW	L	12-16	19,106	27-20	19-23	27-33	23-26	-	-	Gortat-25	Gortat-12	Nash-14	Lee-28	Lee-12
29	2/14	92-109	@ DEN	L	12-17	17,873	21-33	30-25	19-28	22-23	-	-	Morris-21	Gortat-14	Price-6	Affalo-20	Faried/Koufros-9
30	2/15	99-101	ATL	L	12-18	15,392	31-21	25-26	21-26	22-28	-	-	Nash-22	Fyfe-11	Nash-16	Smith-17	Smith-17
31	2/17	99-111	@ LAL	L	12-19	18,997	25-21	23-36	25-30	26-24	-	-	Gortat-21	Gortat-16	Nash-17	Bryant-36	Bryant-14
32	2/19	102-90	LAL	W	13-19	18,023	35-19	28-21	19-27	20-23	-	-	Dudley-25	Gortat-15	Nash-14	Bryant-32	Gasol-12
33	2/20	104-88	WAS	W	14-19	13,921	31-25	22-23	32-13	19-27	-	-	Gortat-20	Fyfe-11	Nash-11	Crawford-20	McGee-9

G Date	Score	Opp.	W/L	Rec.	Attend.	1st	2nd	3rd	4th	10T	20T	Suns HI Pts.	Suns HI Reb.	Suns HI Assts.	Opp. HI Pts.	Opp. HI Reb.
34 2/22	104-106	GSW	L	14-20	14,558	22-39	23-20	34-24	25-23	-	-	Frye-22	Gortat-15	Nash-9	Ellis-26	McGuire-9
35 3/1	104-95	MIN	W	15-20	15,071	22-23	24-28	31-23	27-21	-	-	Hill-20	Nash-8	Nash-17	Love-10	Love-10
36 3/2	81-78	LAC	W	16-20	18,091	17-21	15-14	31-17	18-26	-	-	Dudley-22	Frye/Gortat-14	Nash-6	Griffin-17	Butler/Martin-8
37 3/4	96-88	SAC	W	17-20	15,026	29-32	18-20	23-19	26-17	-	-	Nash-19	Gortat-17	Nash-7	Thornton-21	Cousins-14
38 3/7	104-115	@ OKC	L	17-21	18,203	34-25	30-33	24-26	16-31	-	-	Gortat-28	MG/JD-11	Nash-13	Westbrook-31	Ibaka-20
39 3/8	96-94	DAL	W	18-21	15,498	23-24	21-29	34-23	18-18	-	-	Dudley-18	Gortat-12	Nash-11	DN/VC-18	Marion-8
40 3/10	98-91	MEM	W	19-21	16,350	26-29	27-22	27-23	18-17	-	-	Dudley-19	Gortat-9	Nash-15	Gasol-8	Gasol-8
41 3/12	124-127	MIN	L	19-22	14,568	34-28	22-35	34-29	34-35	-	-	Dudley-28	Gortat-9	Nash-10	Love-30	NP/DW-8
42 3/14	120-111	UTA	W	20-22	14,076	22-30	31-23	36-29	31-39	-	-	Frye-26	Frye-9	Nash-16	PM/AJ-18	Millsap-10
43 3/15	91-87	@ LAC	W	21-22	19,060	17-29	22-18	25-28	27-12	-	-	Brown-21	4 Players-6	Telfair-8	Griffin-25	Jordan-9
44 3/16	109-101	DET	W	22-22	17,148	31-27	23-32	25-21	30-21	-	-	Dudley-23	Frye-13	Nash-17	Stuckey-23	Monte-9
45 3/18	99-86	HOU	W	23-22	15,645	26-13	26-23	28-28	19-22	-	-	Redd-25	Gortat-10	Nash-11	Scola-18	Camby-8
46 3/20	95-99	@ MIA	L	23-23	20,212	22-28	31-21	22-23	20-27	-	-	Hill-19	Gortat-8	Nash-10	Bosh-29	Haslem-9
47 3/21	93-103	@ ORL	L	23-24	18,930	21-27	23-30	18-24	31-22	-	-	Dudley-17	Gortat-9	MG/ST-3	Anderson-29	Howard-16
48 3/23	113-111	@ IND	W	24-24	14,786	28-31	26-30	32-18	27-32	-	-	Gortat-23	Gortat-8	Nash-17	Granger-28	West-8
49 3/25	108-83	@ CLE	W	25-24	17,307	29-21	30-17	26-24	23-21	-	-	Gortat/Morris-22	Gortat-8	Nash-13	Irving-16	Harris-9
50 3/27	100-107	SAS	L	25-25	16,573	28-29	29-33	26-22	17-23	-	-	Brown-32	Gortat-14	Nash-8	Duncan-26	Duncan-11
51 3/28	86-103	@ LAC	L	25-26	19,060	27-24	14-19	23-31	22-29	-	-	Gortat-23	Frye/Gortat-7	Nash-15	Griffin-27	Griffin-14
52 4/1	92-75	NOH	W	26-26	15,753	26-21	24-20	25-17	17-17	-	-	Dudley-21	Frye-11	Nash-14	JS/MB-14	Aminu-8
53 4/3	109-100	@ SAC	W	27-26	12,462	29-18	30-33	20-27	30-22	-	-	Gortat-20	Gortat-10	Nash-12	Cousins-41	Cousins-12
54 4/4	107-105	@ UTA	W	28-26	19,911	31-31	27-25	25-24	24-25	-	-	Redd-19	Gortat-8	Nash-9	Millsap-25	Hayward-10
55 4/6	109-105	@ DEN	L	28-27	19,155	29-21	23-31	23-26	24-27	-	-	Brown-18	Gortat-14	Nash-11	Aftalo-30	Fariel/Koufos-8
56 4/7	125-105	LAL	W	29-27	18,237	24-32	38-25	37-26	26-22	-	-	Brown-24	Gortat-9	Nash-11	Gasol-30	Bynum-18
57 4/9	114-90	@ MIN	W	30-27	17,274	21-18	32-27	30-23	31-22	-	-	Morris-21	MG/SB-7	Telfair-7	Love-25	Love-13
58 4/11	93-104	@ MEM	L	30-28	15,239	26-32	27-27	19-21	21-24	-	-	Gortat-19	Morris-6	Nash-10	Gay-32	Randolph-9
59 4/13	112-105	@ HOU	W	31-28	18,223	21-28	30-27	30-14	31-36	-	-	Gortat-20	Gortat-15	Nash-10	Dragic-22	Camby-18
60 4/14	91-105	@ SAS	L	31-29	18,581	13-35	25-27	27-22	26-21	-	-	Telfair-21	Morris/Lopez-9	ST/MM-4	Duncan-19	Duncan-11
61 4/16	125-107	POR	W	32-29	15,322	35-24	31-29	31-27	28-27	-	-	Gortat-20	Gortat-10	Nash-13	HH/JC-22	Hickson-8
62 4/18	97-109	OKC	L	32-30	14,873	25-29	20-23	32-30	20-27	-	-	Dudley-21	Gortat-12	Nash-5	Harden-40	Durant-11
63 4/19	93-90	LAC	W	33-30	14,644	27-29	19-16	23-26	24-19	-	-	Dudley-18	Gortat-14	Nash-6	Paul-19	Griffin-11
64 4/21	107-118	DEN	L	33-31	15,877	34-30	24-30	22-33	27-25	-	-	Brown-28	Gortat-11	Nash-13	Lawson-29	Fariel-14
65 4/24	88-100	@ UTA	L	33-32	19,911	19-25	23-24	26-24	20-27	-	-	Dudley/Redd-15	Gortat-12	Nash-11	Millsap-26	Jefferson-16
66 4/25	106-110	SAS	L	33-33	17,172	29-26	24-32	29-24	24-28	-	-	Brown-21	Gortat-10	Nash-7	Mills-27	Blair-8



# Key Dates 11-12

- 9/23:** NBA postponed all training camps and canceled 43 preseason games from Oct. 9-15 because a new Collective Bargaining Agreement had not been reached.
- 10/11:** Former Henkel President and CEO **Brad Casper** named Suns President of Business Operations; **Jason Rowley** promoted to Chief Operating Officer.
- 10/11:** NBA canceled first two weeks of regular season because a new Collective Bargaining Agreement had not been reached.
- 11/2:** Launched "Operation Orange," the club's grassroots outreach effort during the NBA lockout. As part of the program, Suns staff hung 1,968 orange basketball nets at Valley schools and parks in honor of the club's inaugural season (1968).
- 11/26:** Tentative agreement reached between owners and players to end 149-day lockout.
- 12/8:** NBA Board of Governors ratified new 10-year Collective Bargaining Agreement.
- 12/10:** Suns opened training camp at Grand Canyon University in Phoenix; waived forward **Gani Lawal**, waived guard **Vince Carter** and signed former Laker guard **Shannon Brown** to a one-year contract.
- 12/11:** Suns signed forward **Jeremy Hazell** and guard **Dwight Buycks** to training camp contracts; signed first-round pick **Markieff Morris** to a contract.
- 12/11:** Suns re-signed unrestricted free agent forward **Grant Hill** to a one-year deal; signed free agent guard **Sebastian Telfair**.
- 12/13:** Suns waived guard **Zabian Dowdell**; signed veteran NBA guard **Ronnie Price** and **Marcus Landry**.
- 12/16:** Assistant Coach **Igor Kokoskov** was presented with one of the highest civilian awards of the Republic of Georgia, the Order of Honour, for his work as the head coach of Georgia's national team.
- 12/19:** Suns waived forward **Jeremy Hazell** and guard **Dwight Buycks**; also waived guard **Mickael Pietrus** after reaching a financial agreement.
- 12/23:** Suns waived forward **Marcus Landry**.
- 12/29:** Suns signed veteran NBA guard **Michael Redd** for the 2011-12 season.
- 1/2:** Suns waived center **Garret Siler**.
- 1/25:** **Robin Lopez** suspended by the NBA for one game following an incident in the club's Jan. 24 contest in which he made contact with a game official.
- 1/30:** Suns team physician **Dr. Craig Phelps** honored as National Basketball Athletic Trainers Association 2010-11 Physician of the Year.
- 2/1:** In a game against the Hornets in New Orleans, **Steve Nash** becomes the all-time leader in assists in Suns franchise history. With an outlet pass for a layup to a streaking **Josh Childress**, Nash passed **Kevin Johnson** (6,518) for the top spot in team history. Nash finished his career in Phoenix with 6,997 assists in a Suns uniform.
- 2/3:** Suns organization and City of Phoenix celebrated the 20th anniversary of the grand opening of US Airways Center. Building originally opened June 6, 1992, for a George Strait concert so the anniversary was celebrated during Strait's Feb. 3, 2012, show in the arena.
- 2/8:** Rookie forward **Markieff Morris** selected to Rising Stars Challenge at NBA All-Star Weekend in Orlando, the seventh Suns rookie selected for the game all-time, and the first since **Amar'e Stoudemire** in 2003.
- 2/9:** **Steve Nash** named NBA All-Star reserve, marking his franchise-record tying sixth appearance as a Sun (**Walter Davis**), and the eighth of his career overall.
- 3/2:** Former NBA guard **Lindsey Hunter**, a two-time NBA champion and 17-year NBA veteran, was added to the Suns' scouting staff.
- 3/30:** **Grant Hill** underwent a procedure on his right knee to repair a media meniscus tear. Hill missed 14 of the season's final 17 games due to the injury.

- 4/4:** **Grant Hill** named the recipient of the Naismith Basketball Hall of Fame's Human Spirit Award. The award, called "The Mannie Jackson," goes to individuals who embrace the core values of the game through hard work, dedication and resilience.
- 4/7:** Suns committed three turnovers at home against the Los Angeles Lakers, setting a franchise record for the fewest turnovers in a single game in franchise history.
- 4/18:** Former Suns Head Coach **John MacLeod**, the winningest and longest tenured head coach in franchise history, was given the club's highest award, induction into the Ring of Honor. The ceremony came at halftime of the club's April 18th game against Oklahoma City.
- 4/21:** **Steve Nash** moves into top five in assists in NBA history, passing legend **Oscar Robertson** (9,887) in an April 21st game against the Denver Nuggets.
- 4/21:** **Channing Frye** suffered a subluxed right shoulder in the second quarter of the Suns' April 21 game against Denver. He missed the rest of that contest and the final two games of the season.
- 4/25:** After starting the season as the team's third-string point guard, **Sebastian Telfair** becomes a valuable contributor and fan favorite en route to winning the 2011-12 Majerle Hustle Award.
- 5/2:** **Channing Frye** underwent surgery to repair a subluxed right shoulder, suffered April 21.
- 5/9:** Suns Ring of Honor member **Alvan Adams** named to 2012 Capital One Academic All-America Hall of Fame. A former NBA Rookie of the Year, Adams finished his undergraduate degree after retiring from the NBA and is now the Vice President for Facility Management at US Airways Center.
- 5/14:** **Steve Nash** named the winner of the Magic Johnson Award from the Professional Basketball Writers Association (PBWA), an honor given to the player who best combines excellence on the court with cooperation with media and fans.
- 5/30:** 2012 NBA Draft Lottery results give the Suns the 13th overall selection in the 2012 NBA Draft.
- 6/28:** Suns selected North Carolina point guard **Kendall Marshall** with the 13th overall pick in the 2012 NBA Draft. Also extended qualifying offers to restricted free agent center **Robin Lopez** and restricted free agent guard **Aaron Brooks**.
- 7/7:** Suns withdrew qualifying offer to restricted free agent guard **Aaron Brooks**, making him an unrestricted free agent.
- 7/11:** Suns completed a sign-and-trade deal with the Los Angeles Lakers that sent guard **Steve Nash** to the Lakers in exchange for two future first-round picks (2013, 2015), two future second-round picks (2013, 2014) and cash considerations. Also signed restricted free agent guard **Eric Gordon** to an offer sheet.
- 7/14:** New Orleans Hornets matched the Suns' offer sheet to restricted free agent guard **Eric Gordon**, retaining him.
- 7/15:** Suns submitted the winning bid for veteran forward **Luis Scola**, who had been annested by the Houston Rockets. Suns annested the contract of **Josh Childress**.
- 7/16:** Suns signed first-round pick **Kendall Marshall**.
- 7/19:** After his breakout year with the Houston Rockets, the Suns signed free agent guard **Goran Dragic**, who was originally drafted by Phoenix in 2008, to a multi-year contract.
- 7/20:** Suns signed former No. 2 overall pick **Michael Beasley** to a multi-year free agent contract.
- 7/25:** Suns re-signed guard **Shannon Brown**, who enjoyed a career year in 2011-12 with Phoenix.
- 7/26:** **Brad Casper** stepped down as Suns' president of business operations; Chief Operating Officer **Jason Rowley** was promoted to the position.
- 7/27:** Suns completed a three-team, sign-and-trade deal with the New Orleans Hornets and Minnesota Timberwolves that sent restricted free agent **Robin Lopez**, forward **Hakim Warrick** and cash considerations to the Hornets, and a 2014 second-round draft pick (acquired from the Los Angeles Lakers) to the Timberwolves. In exchange, Phoenix received swingman **Wesley Johnson**, a protected 2013 first round pick from Minnesota, and the contracts of **Brad Miller** and guard **Jerome Dyson**. New Orleans sent to Minnesota a pair of second-round picks, one in 2013 (acquired from the Brooklyn Nets) and another in 2016 (acquired from Minnesota in an earlier trade).
- 7/27:** Longtime broadcaster **Steve Albert** hired as the Suns' television play-by-play announcer.
- 8/1:** Suns signed free agent forward **P.J. Tucker**, who was a member of the Suns' Las Vegas Summer League entry in 2012.
- 8/15:** Suns signed veteran center **Jermaine O'Neal** to a free agent contract. Phoenix also waived **Brad Miller** and **Jerome Dyson**, whose contracts were acquired July 27.

## Final Regular Season Records

	Record 33-33	Home 19-14	Road 14-19	Overtime -	Head Coach: Alvin Gentry, 4th season w/ Phx 2011-12 Season: 33-33 (.500) Overall Record: 322-342 (.485) Suns Record: 145-116 (.556)
<b>Overall</b>					
Atlantic	2-3	0-3	2-0		
Central	5-2	2-1	3-1		
Southeast	3-3	2-1	1-2		
<b>Eastern</b>	<b>10-8</b>	<b>4-5</b>	<b>6-3</b>	<b>-</b>	
Southwest	8-11	5-5	3-6		
Northwest	6-9	4-3	2-6		
Pacific	9-5	6-1	3-4		
<b>Western</b>	<b>23-25</b>	<b>15-9</b>	<b>8-16</b>	<b>-</b>	
					<b>Home Attendance</b>
					Games 33
					Total 514,718
					Average 15,598

	Won	Lost		Offense	vs. Opponents
Preseason	0	2			
Oct./Nov.	-	-		+100 18-7	+500 17-25
December	1	3	(0-2H / 1-1A)	-100 15-26	-500 16-7
January	6	10	(4-4H / 2-6A)		
February	7	7	(3-3H / 4-4A)		
March	11	6	(8-2H / 3-4A)	<b>Defense</b>	
April	8	7	(4-3H / 4-4A)	+100 10-25	
				-100 23-8	

## Streaks

	Overall Streaks	Home Streaks	Road Streaks
<b>Current:</b>	Lost 3	Lost 2	Lost 2
<b>Longest:</b>	Won 4, Lost 5	Won 5, Lost 3	Won 3, Lost 5
<b>Last Win:</b>	4/19 vs. L.A. Clippers (93-90)	4/19 vs. L.A. Clippers (93-90)	4/13 at Houston (112-105)
<b>Last Loss:</b>	4/25 vs. San Antonio (106-110)	4/25 vs. San Antonio (106-110)	4/24 at Utah (88-100)

## Suns Record When They:

	Home	Road	Overall
Led at the half:	12-2	10-3	22-5
Trailed at the half:	6-12	4-15	10-27
Were tied at the half:	1-0	0-1	1-1
Led after three quarters:	15-3	13-2	28-5
Trailed after three quarters:	3-10	1-17	4-27
Were tied after three quarters:	1-1	0-0	1-1
Shot higher field goal percentage:	12-6	9-5	21-11
Shot lower field goal percentage:	6-8	5-14	11-22
Made more three-pointers:	15-5	10-6	25-11
Made fewer three-pointers:	4-8	2-9	6-17
Shot more free throws:	13-4	4-3	17-7
Shot fewer free throws:	6-9	9-16	15-25
Outrebounded their opponent:	11-3	7-3	18-6
Were outrebounded by opponent:	8-10	7-15	15-25
Committed more turnovers:	8-8	3-10	11-18
Committed fewer turnovers:	10-5	9-7	19-12
Outscored opponents' bench:	13-8	12-10	25-18
Were outscored by opponents' bench:	6-6	2-9	8-15

## Margins of Victory/Defeat

**Largest Margin of Victory:** 25 vs. Portland, 1/6 (102-77); at Cleveland, 3/25 (108-83)

**Largest Margin of Defeat:** 38 at Portland, 1/27 (71-109)

Margins	1	2	3	4	5	6	7	8	9	10	11	12	13	14	15	16	17	18	19	20	21	22	23	24	>25
<b>Won By</b>		5	3	1		1	2	3	4		1	1	1	1	1	2	2	1		1				1	2
<b>Lost By</b>	1	2	2	2		3	3		1	2	5			1		1	2	1		1	1		1		1

## 2011-12 Team Leaders

Player	10+ pts	20+ pts	30+ pts	10+ rebs	10+ assts	Double-Doubles
Brown	32	2	1			
Childress	1			1		
Dudley	45	9		2		2
Frye	36	3		11		9
Gortat	53	21		36		31
Hill	27	2				
Lopez	11	1		1		
Morris	20	3		2		1
Nash	42	8	1		40	29
Price	4	1				
Redd	19	3				
Siler						
Telfair	13	2				
Warrick	6					

**Led Suns in Scoring:** Gortat (21), Dudley (14), Nash (9), Brown (6), Frye (4), Hill (4), Morris (4), Redd (4), Warrick (2), Lopez (1), Price (1), Telfair (1)

**Led Suns in Rebounding:** Gortat (49), Frye (14), Morris (6), Dudley (4), Lopez (2), Brown (1), Childress (1), Nash (1)

**Led Suns in Assists:** Nash (58), Price (4), Telfair (4), Gortat (1), Morris (1)

**Led Suns in Steals:** Dudley (15), Morris (15), Gortat (13), Telfair (13), Frye (12), Brown (11), Nash (10), Hill (8), Price (8), Childress (3), Lopez (2), Redd (1), Warrick (1)

**Led Suns in Blocks:** Gortat (35), Frye (23), Lopez (16), Hill (8), Morris (8), Dudley (5), Brown (4), Telfair (3), Nash (2), Price (2), Childress (1), Warrick (1)

## 2011-12 Games Missed Due To Injury

### GAMES MISSED DUE TO INJURY/ILLNESS/SUSPENSION — TOTAL: 27

Jared Dudley	thigh bruise	Missed 1 game (1-0)	2/4
Channing Frye	subluxed right shoulder	Missed 2 games (0-2)	4/24-25
Grant Hill	right quad tendon strain	Missed 1 game (0-1)	1/13
	right knee inflammation/ medial meniscus tear	Missed 14 games (7-7)	3/27-4/11, 4/16-21, 4/25
	rest	Missed 2 games (1-1)	2/14, 3/15
Robin Lopez	NBA suspension	Missed 1 game (0-1)	1/27
Markieff Morris	flu	Missed 2 games (1-1)	3/28, 4/1
Steve Nash	right quad contusion	Missed 1 game (0-1)	1/13
	left quad contusion	Missed 1 game (0-1)	1/30
	rest	Missed 2 games (1-1)	2/14, 3/15

## 2011-12 Team Highs And Lows

### PHOENIX SUNS

#### TOTAL PTS

PTS, 1ST QTR

PTS, 2ND QTR

PTS, 3RD QTR

PTS, 4TH QTR

PTS, 1ST HALF

PTS, 2ND HALF

PTS, OVERTIME

FGM

FGA

FG%

3-PT FGM

3-PT FGA

3-PT %

FTM

FTA

FT%

OFF REBS

DEF REBS

TOTAL REBS

ASSISTS

STEALS

TURNOVERS

BLOCKED SHOTS

PERSONAL FOULS

POINTS IN THE PAINT

SECOND CHANCE POINTS

FAST BREAK POINTS

### OPPONENTS

TOTAL PTS

PTS, 1ST QTR

PTS, 2ND QTR

PTS, 3RD QTR

PTS, 4TH QTR

PTS, 1ST HALF

PTS, 2ND HALF

PTS, OVERTIME

FGM

FGA

FG%

3-PT FGM

3-PT FGA

3-PT %

FTM

FTA

FT%

OFF REBS

DEF REBS

TOTAL REBS

ASSISTS

STEALS

TURNOVERS

BLOCKED SHOTS

PERSONAL FOULS

POINTS IN THE PAINT

SECOND CHANCE POINTS

FAST BREAK POINTS

### HIGHS

125 vs. LA Lakers (4/7), vs. Portland (4/16)

35 vs. LA Lakers (2/19), vs. Portland (4/16)

38 vs. LA Lakers (4/7)

37 vs. LA Lakers (4/7)

34 vs. Minnesota (3/12)

67 at Milwaukee (2/7)

68 vs. Minnesota (3/12)

-

51 vs. Portland (4/16)

99 at Denver (2/14)

.600 vs. Portland (4/16)

14 vs. LA Lakers (4/7)

31 at Utah (4/4)

.583 at New York (1/18)

32 at New Orleans (2/1)

39 at New Orleans (2/1)

1,000 at Milwaukee (2/7)

20 vs. Golden State (2/22)

39 vs. Sacramento (3/4)

54 at Denver (4/6)

32 at LA Lakers (2/17), vs. Detroit (3/16)

14 at Denver (2/14)

23 at Boston (1/20)

11 at Sacramento (2/11), vs. LA Lakers (4/7)

28 vs. Portland (1/6)

60 vs. Portland (4/16)

26 vs. Golden State (2/22)

27 vs. Portland (4/16)

### HIGHS

138 at Denver (11/28)

39 at Chicago (1/17), vs. Golden State (2/22)

36 at LA Lakers (2/17)

34 vs. New Jersey (1/13)

36 at Houston (4/13)

67 at Chicago (1/17)

68 vs. Minnesota (3/12)

-

50 vs. Minnesota (3/12)

99 vs. Sacramento (3/4)

.562 vs. Minnesota (3/12)

15 vs. New Jersey (1/13)

32 vs. New Jersey (1/13)

.636 vs. Minnesota (3/12), at Indiana (3/23)

31 vs. Oklahoma City (4/18)

35 vs. Portland (1/6), at Miami (3/20)

1,000 at Houston (2/3)

24 at New Orleans (12/30)

45 at Portland (1/27)

58 at Portland (1/27)

32 at New Orleans (2/1)

15 vs. Atlanta (2/15)

26 at Denver (2/14)

13 at Denver (2/14)

30 at Indiana (3/23)

68 vs. Denver (4/21)

27 vs. Portland (4/16)

31 at Oklahoma City (3/7)

### LOWS

71 at Portland (1/27)

13 at San Antonio (4/14)

9 at Portland (1/27)

12 at Portland (1/27)

15 at LA Lakers (1/10), at Atlanta (2/6)

32 vs. LA Clippers (3/2)

34 at Dallas (3/27)

-

28 vs. LA Clippers (3/2)

69 at Boston (1/20), vs. Atlanta (2/15)

.333 at Denver (2/14)

2 vs. Phila. (12/28), at San Antonio (4/14)

11 vs. Phila. (12/28), at Chi (1/17),

vs. Memphis (3/10)

.125 at San Antonio (4/14)

6 at Atlanta (2/6)

7 at Atlanta (2/6)

.500 at Portland (1/27)

3 at New York (1/18), vs. Utah (3/14)

23 at Indiana (3/23)

31 vs. Houston (2/9), at Memphis (4/11)

14 vs. San Antonio (3/27)

2 at Chicago (1/17), at Atlanta (2/6), vs. LA

Clippers (3/2), at LAC (3/28), at Denver (4/6)

\*3 vs. LA Lakers (4/7)

1 at LA Lakers (1/10), vs. New Jersey (1/13),

at San Antonio (1/15), vs. LA Clippers (4/19)

12 at LA Clippers (3/15)

30 vs. Milwaukee (1/8), vs. Cleveland (1/12)

0 at Portland (1/27)

2 vs. Denver (4/21)

### LOWS

71 vs. Boston (1/28)

13 vs. Houston (3/18)

14 vs. LA Clippers (3/2)

13 vs. Washington (2/20)

12 at LA Clippers (3/15)

32 vs. Memphis (1/28)

33 at New Orleans (12/30)

-

25 vs. Portland (1/6)

70 at Cleveland (3/25)

.289 at New Orleans (12/30)

1 vs. Mem. (1/28), vs. Minn. (3/1), vs. Hou.

(3/18), at Mia. (3/20), at Sac. (4/3), vs. LA

Lakers (4/7)

9 at Mia. (3/20), vs. NO (4/1), at Utah (4/4),

vs. LA Lakers (4/7)

.077 vs. Minnesota (3/1)

4 vs. Houston (2/9)

6 vs. Houston (2/9)

.556 vs. LA Lakers (4/7)

6 vs. Atlanta (2/15)

21 vs. Minnesota (3/1), vs. Portland (4/16)

32 at Boston (1/20), vs. Detroit (3/16)

10 vs. New Orleans (12/28)

2 vs. LA Lakers (4/7)

5 at Denver (4/6)

0 at Cleveland (3/25), vs. San Antonio (3/27)

11 at LA Lakers (2/17)

22 at Milwaukee (2/7)

4 at LA Lakers (2/17)

1 vs. New Orleans (4/1)TS, 1ST QTR36 vs. PTS,

\* team record ^ ties team record # USAC record \$ NBA Record





*Sebastian Telfair  
Recipient of  
2012 Dan Majerle  
Hustle Award*

**RECORDS**

# Suns Single-Game Records

## Suns Individual Records

### Most Points

Game	60	Tom Chambers vs. Seattle	3/24/90
Half	43*	Eddie Johnson at L.A. Clippers (2nd)	11/12/88
	40	Tom Chambers at Golden State (1st)	2/18/90
Quarter	26	Stephon Marbury vs. San Antonio (4th)	11/29/02
	23	Clifford Robinson vs. Denver (1st)	1/16/00
		Eddie Johnson at L.A. Clippers (4th)	11/12/88
		Charlie Scott at Seattle (1st)	12/16/73
Overtime	12	Rex Chapman vs. L.A. Clippers	2/13/99
		Walter Davis vs. Golden State	3/29/84

### Most Field Goals Made

Game	22	Tom Chambers vs. Seattle	3/24/90
Half	17*	Eddie Johnson at L.A. Clippers (2nd)	11/12/88
	15	Stephon Marbury vs. San Antonio (2nd)	11/29/02
		Tom Chambers vs. Seattle (1st)	3/24/90
		Tom Chambers at Golden State (1st)	2/18/90
		Eddie Johnson at L.A. Clippers (2nd)	11/12/88
Quarter	11	Stephon Marbury vs. San Antonio (4th)	11/29/02
		Eddie Johnson at L.A. Clippers (4th)	11/12/88

### Most Field Goals Attempted

Game	37	Charlie Scott vs. Philadelphia	12/19/73
		Gail Goodrich vs. Chicago	2/21/69
		Gail Goodrich at L.A. Lakers	2/28/69
Half	27*	Eddie Johnson at L.A. Clippers (2nd)	11/12/88
	23	Charlie Scott vs. Boston (2nd)	12/15/73
		Connie Hawkins at San Diego Rockets (2nd)	3/22/70
Quarter	17*	George Wilson vs. Detroit (4th)	11/10/68
	15	Stephon Marbury vs. San Antonio (4th)	11/29/02

### Most Free Throws Made

Game	23*	Kevin Johnson vs. Utah	4/9/90
	21	Connie Hawkins vs. Seattle	1/17/70
Half	17*	Kevin Johnson vs. Utah (2nd)	4/9/90
	13	Stan McKenzie at Philadelphia (2nd)	2/15/70
Quarter	12	Stan McKenzie at Philadelphia (4th)	2/15/70

\* Overtime

## Most Free Throws Attempted

Game	27*	Charles Barkley vs. Washington	12/20/95
	25	Connie Hawkins vs. Seattle	1/17/70
Half	19	Jason Kidd vs. Vancouver (2nd)	3/22/99
Quarter	16	Stan McKenzie at Philadelphia (2nd)	2/15/70

## Most 3-PT. Field Goals Made

Game	9*	<b>Channing Frye vs. Minnesota</b>	<b>4/11/11</b>
	9	Quentin Richardson at New Orleans	12/29/04
	8***	Raja Bell at Denver	1/10/06
	8	Steve Nash vs. Denver	3/31/08
		Leandro Barbosa at Orlando	11/10/07
		Quentin Richardson at Portland	12/5/04
		Jason Kidd at Golden State	3/17/97
		Dan Majerle at L.A. Clippers	11/9/93
		Dan Majerle vs. Dallas	1/30/93
Half	7	<b>Channing Frye vs. Minnesota (2nd)</b>	<b>12/15/10</b>
	6	Leandro Barbosa vs. Boston (2nd)	2/21/07
		Quentin Richardson vs. L.A. Lakers (1st)	4/5/05
		Quentin Richardson at Portland (1st)	12/5/04
		Stephon Marbury at Sacramento (2nd)	11/22/02

## Most 3-PT. Field Goals Attempted

Game	17	Quentin Richardson at Minnesota	1/4/05
		Quentin Richardson at New Orleans	12/29/04

## Most Assists

Game	25	Kevin Johnson vs. San Antonio	4/6/94
Half	14	Steve Nash vs. Cleveland (1st)	1/11/07
		Kevin Johnson vs. Boston (1st)	2/12/97
		Kevin Johnson vs. L.A. Clippers (1st)	2/9/89
Quarter	12	Steve Nash vs. Miami (1st)	1/6/06

## Most Total Rebounds

Game	27	Paul Silas vs. Cincinnati at Omaha	1/18/71
Half	18	Neal Walk at Philadelphia (2nd)	3/14/73
		Paul Silas, several times, last at Seattle (1st)	1/21/72
Quarter	13	Armon Gilliam vs. Sacramento (1st)	1/13/89

## Most Offensive Rebounds

Game	12	Charles Barkley vs. L.A. Clippers	11/7/92
		Curtis Perry at Golden State	11/18/76

## Most Defensive Rebounds

Game	18	Shawn Marion at Miami	11/9/07
------	----	-----------------------	---------

## Most Personal Fouls

Half	6***	Pat Burke at New York (2nd)	1/2/06
	6*	John "Hot Rod" Williams at Charlotte Hornets (2nd)	1/27/98
	6	David Lattin at L.A. Lakers (2nd)	12/3/68
Quarter	5	George McCloud at Chicago (4th)	12/15/97
		Mark Bryant at L.A. Clippers (4th)	11/8/97
		John "Hot Rod" Williams vs. Utah (4th)	11/4/97
		Ricky Sobers vs. Indiana (4th)	1/21/77

\* Overtime \*\*\* Triple Overtime

## Suns Individual Records...continued

## Most Consecutive Free Throws Made

Game	20	Amar'e Stoudemire vs. Houston	3/22/08
Overall	74	Steve Nash	4/6/07 thru 11/30/07
Single-Season	57	Kevin Johnson	1/27/89 thru 2/9/89
		Mike Bratz	1/12/80 thru 3/2/80

## Most Minutes Played

Game	60***	Shawn Marion at New York	1/2/06
------	-------	--------------------------	--------

## Most Steals

Game	10	Kevin Johnson vs. Washington	12/9/93
Half	7*	Walter Davis at Chicago (2nd)	10/27/78
	7	Mike Bratz vs. Cleveland (2nd)	2/11/79
Quarter	6	Mike Bratz vs. Cleveland (3rd)	2/11/79

## Most Blocked Shots

Game	10	Amar'e Stoudemire vs. Utah	2/7/04
	10	Larry Nance at Philadelphia	1/4/88
Half	7	Amar'e Stoudemire vs. Utah (1st)	2/7/04
	7	Andrew Lang vs. Orlando (1st)	2/27/91
Quarter	6	Amar'e Stoudemire vs. Utah (1st)	2/7/04
	6	Andrew Lang vs. Portland (2nd)	12/26/89

## Most Turnovers

Game	14#	Jason Kidd vs. New York	11/17/00
------	-----	-------------------------	----------

## Most Consecutive Field Goals Without a Miss

Game	15	Walter Davis at Seattle	2/25/83
Overall	19	Charles Pittman	12/20/83 thru 12/30/83

## Most Consecutive Suns Points

Game	18*	Steve Nash vs. Washington	12/22/06
------	-----	---------------------------	----------

## Suns Team Records – Highs

## Most Points

Game	173^	vs. Denver	11/10/90
Half	107#	vs. Denver (1st)	11/10/90
Quarter	57#	vs. Denver (2nd)	11/10/90
Overtime	20	vs. Denver	12/23/96
		vs. L.A. Clippers	11/16/90
		vs. Denver	12/26/83

## Most Field Goals Made

Game	67	vs. Denver	11/10/90
Half	43#	vs. Denver (1st)	11/10/90
Quarter	24#	vs. Denver (2nd)	11/10/90

\* Overtime    \*\*\* Triple Overtime    # NBA Record    ^ Ties NBA Record (non OT)

## Most Field Goals Attempted

Game	128	at	Atlanta	3/10/71
Half	80***	vs.	Portland (2nd)	11/1/84
	71	at	Atlanta (2nd)	3/10/71
Quarter	44	vs.	Detroit (4th)	11/10/68

## Most 3-PT. Field Goals Made

Game	22	at	L.A. Lakers	11/14/10
	20	vs.	Denver	1/7/08
		vs.	New Orleans/Okla. City	4/17/06

## Most 3-PT. Field Goals Attempted

Game	44***	at	New York	1/2/06
------	-------	----	----------	--------

## Most Free Throws Made

Game	61*#	vs.	Utah	4/9/90
	50	at	New Jersey	3/30/90
Half	46	vs.	Utah (2nd)	4/9/90
	32	vs.	Denver (1st)	10/29/85
Quarter	22	vs.	Portland (4th)	4/10/84
Overtime	14	vs.	Utah	4/9/90

## Most Free Throws Attempted

Game	80*	vs.	Utah	4/9/90
	63	vs.	Seattle	10/21/72
Half	63	vs.	Utah (2nd)	4/9/90
	45	vs.	Denver (1st)	10/29/85
Quarter	28	vs.	Atlanta at Albuquerque (2nd)	11/16/69
Overtime	20	vs.	Utah	4/9/90

## Most Assists

Game	51	vs.	San Antonio	2/2/79
Half	33#	vs.	Denver (1st)	11/10/90
Quarter	17	vs.	Miami (1st)	1/6/06
		vs.	Denver (2nd)	11/10/90
		vs.	L.A. Clippers (4th)	1/17/87

## Most Total Rebounds

Game	77	at	Baltimore	12/10/69
Half	46	at	Baltimore (2nd)	12/10/69
Quarter	27	vs.	San Francisco (1st)	11/4/68

## Most Offensive Rebounds

Game	32	at	Philadelphia	1/25/81
------	----	----	--------------	---------

## Most Defensive Rebounds

Game	51	at	Denver	12/22/88
------	----	----	--------	----------

## Most Personal Fouls

Game	44	at	Chicago	1/8/70
Half	29	at	Chicago (2nd)	1/8/70
Quarter	17	at	Chicago (4th)	12/15/97

\* Overtime    \*\*\* Triple Overtime    # NBA Record



## Suns Team Records – Highs...continued

## Most Steals

Game	24	vs.	San Antonio	11/20/77
Half	17*	at	Chicago (2nd)	10/27/78
	16	vs.	Portland (1st)	3/28/80
Quarter	10	vs.	Portland (1st)	3/28/80
		at	Denver (4th)	3/7/78

## Most Blocked Shots

Game	19	vs.	Atlanta	1/29/08
Half	11	vs.	Atlanta (2nd)	1/29/08
Quarter	10	vs.	Atlanta (4th)	1/29/08

## Most Turnovers

Game	39	vs.	Denver	10/29/85
------	----	-----	--------	----------

## Consecutive Field Goals Without a Miss

Quarter	14	vs.	New Jersey	1/29/92
---------	----	-----	------------	---------

## Consecutive Free Throws Without a Miss

Game	33	vs.	Detroit	12/23/80
------	----	-----	---------	----------

## Largest Margin of Victory

Game	55	vs.	Sacramento (140-85)	4/19/89
------	----	-----	---------------------	---------

## Highest Field Goal Percentage

Game	.696	at	Golden State (48-69)	3/12/80
------	------	----	----------------------	---------

## Highest Free Throw Percentage

Game	1.000	21 times, last at Milwaukee (8-8)	2/7/12
------	-------	-----------------------------------	--------

## Suns Team Records – Lows

## Fewest Points

Game	68	at	Kansas City	3/8/81
Half	25	vs.	Sacramento (2nd)	3/7/01
Quarter	7	vs.	Memphis (4th)	11/11/06
Overtime	2	at	Houston	3/20/99

## Fewest Free Throws Made

Game	2	vs.	Minnesota	3/20/07
Half	0	vs.	New York (1st)	12/9/05
		at	Milwaukee (1st)	1/5/91

## Fewest Free Throws Attempted

Game	4	vs.	Minnesota	3/20/07
		at	Memphis	12/17/05
Half	0	vs.	New York (1st)	12/9/05

\* Overtime \*\* Double Overtime

## Fewest Field Goals Made

Game	24	vs.	Miami	11/24/96
Half	8	at	Miami (1st)	3/28/00
Quarter	3	Several times, last vs. Dallas (4th)		4/6/08

## Fewest Field Goals Attempted

Game	61	at	Milwaukee	11/8/08
Half	27	at	Orlando (1st)	2/20/01
Quarter	11	vs.	Utah (4th)	4/9/90
		vs.	New Jersey (3rd)	11/19/86
		vs.	Detroit (4th)	3/21/86

## Lowest Field Goal Percentage

Game	.268	at	New Jersey (26-97)	3/27/06
------	------	----	--------------------	---------

## Fewest Rebounds

Game	24	at	L.A. Lakers	11/20/84
		vs.	Atlanta	4/5/77
Half	9	vs.	Indiana (1st)	1/13/79
Quarter	3	Several times, last at Cleveland (4th)		1/2/97

## Fewest Offensive Rebounds

Game	2	at	Portland	12/7/10
		vs.	New Orleans/Okla. City	4/17/06
		at	Golden State	3/12/80
		vs.	New Orleans	12/21/76

## Fewest Defensive Rebounds

Game	14	at	L.A. Lakers	3/31/85
------	----	----	-------------	---------

## Fewest Assists

Game	9	at	Atlanta	1/17/69
		at	Chicago	11/30/68
Half	4	vs.	New Jersey	3/3/04
		at	Dallas (1st)	12/18/97
		at	New Jersey (1st)	1/4/78
Quarter	0	vs.	Detroit (4th)	3/21/86

## Fewest Personal Fouls

Game	9	at	Portland	12/1/01
Half	2	vs.	L.A. Clippers (1st)	3/9/98

## Fewest Steals

Game	0	vs.	Miami	1/8/10
------	---	-----	-------	--------

## Fewest Blocked Shots

Game	0	43 times, last at Chicago		3/30/10
------	---	---------------------------	--	---------

## Fewest Turnovers

Game	3	vs.	L.A. Lakers	4/7/12
------	---	-----	-------------	--------

## Suns Top Nights

### Most Points

60	Tom Chambers vs. Seattle	3/24/90
56	Tom Chambers at Golden State	2/18/90
53*	Tony Delk at Sacramento	1/2/01
50	Amar'e Stoudemire vs. Portland	1/2/05
	Clifford Robinson vs. Denver	1/16/00
49	Amar'e Stoudemire at Indiana	11/5/08
	Paul Westphal at Detroit	2/21/80
48	Paul Westphal vs. Denver	11/27/77
47	Alvan Adams at Buffalo	2/22/77
	Gail Goodrich vs. San Diego Rockets	3/9/69
46	Dick Van Arsdale at Seattle	2/5/75
45	Shaquille O'Neal vs. Toronto	2/27/09
	Charles Barkley at Detroit	3/13/96
	Charles Barkley at San Antonio	4/2/95
	Eddie Johnson at L.A. Clippers	11/12/88
	Larry Nance at Sacramento	12/20/87
	Walter Davis vs. Utah	1/15/87

### Most Field Goals Made

22	Tom Chambers vs. Seattle	3/24/90
20	Shaquille O'Neal vs. Toronto	2/27/09
	Amar'e Stoudemire vs. Portland	1/2/05
	Paul Westphal vs. Denver	11/27/77
	Dick Van Arsdale at Seattle	2/5/75

### Most 3-PT. Field Goals Made

9*	Channing Frye vs. Minnesota	4/11/11
	Quentin Richardson at New Orleans	12/29/04
8	Steve Nash vs. Denver	3/31/08
	Leandro Barbosa at Orlando	11/10/07
	Quentin Richardson at Portland	12/5/04
	Jason Kidd at Golden State	3/17/97
	Dan Majerle at L.A. Clippers	11/9/93
	Dan Majerle at Dallas	1/30/93
8***	Raja Bell at Denver	1/10/06

### Most 3-PT. Field Goals Made Without a Miss

6	Raja Bell at Seattle	3/19/08
	Raja Bell at L.A. Lakers	4/8/07
	Stephon Marbury at San Antonio	3/4/03
	Wesley Person vs. Boston	2/21/96

### Most Free Throws Made

23*	Kevin Johnson vs. Utah	4/9/90
22*	Charles Barkley vs. Washington	12/20/95
21	Connie Hawkins vs. Seattle	1/17/70
20	Amar'e Stoudemire vs. Houston	3/22/08

### Most Rebounds

27	Paul Silas vs. Cincinnati (at Omaha)	1/18/71
26	Charles Barkley vs. Houston	3/24/95
	Neal Walk at Philadelphia	3/14/73
	Paul Silas at Seattle	1/21/72
25	Maurice Lucas vs. Denver	12/26/83
24	Eight times, last by Shawn Marion at Miami	11/9/07

### Most Assists

25	Kevin Johnson vs. San Antonio	4/6/94
22***	Steve Nash at New York	1/2/06
21	Steve Nash at Detroit	2/8/09
	Steve Nash vs. Cleveland	1/11/07
	Kevin Johnson at L.A. Lakers	2/26/89
20	10 times, last Steve Nash vs. L.A. Lakers	3/22/11

### Most Steals

10	Kevin Johnson vs. Washington	12/9/93
9	Johnny High at Washington	1/28/81
8	Shawn Marion vs. Minnesota	2/6/06
	Alvan Adams vs. Utah	12/6/85
	Alvan Adams at Dallas	11/3/84
	Mike Bratz vs. Cleveland	2/11/79
	Paul Westphal at New Orleans Jazz	12/16/77

### Most Blocked Shots

10	Amar'e Stoudemire vs. Utah	2/7/04
	Larry Nance at Philadelphia	1/4/88
9	John "Hot Rod" Williams vs. Golden State	3/21/96
	Mark West at San Antonio	3/1/88
8	Andrew Lang at Denver	12/18/91
	Andrew Lang vs. Portland	12/26/89

\* Overtime \*\*\* Triple Overtime

# Opponents Single-Game Records

## Opponents Individual Records

### Most Points

Game	66	Wilt Chamberlain at L.A. Lakers	2/9/69
Half	34	Wilt Chamberlain at L.A. Lakers (1st)	2/9/69
Quarter	28	Jeff Malone vs. Washington (3rd)	2/27/88

### Most Field Goals Made

Game	29	Wilt Chamberlain at L.A. Lakers	2/9/69
Half	15	Wilt Chamberlain at L.A. Lakers (1st)	2/9/69

### Most Field Goals Attempted

Game	38*	Lou Hudson vs. Atlanta	2/16/74
	38	Kobe Bryant vs. L.A. Lakers	3/1/09
		Cazzie Russell vs. Golden State	3/24/74
Half	23	Kobe Bryant vs. L.A. Lakers (2nd)	11/19/04

### Most Free Throws Made

Game	22	Chris Bosh vs. Toronto	12/22/07
Half	14	Manu Ginobili vs. San Antonio	1/29/09
		Vince Carter vs. Toronto (2nd)	12/30/00
		Reggie Theus vs. Chicago (2nd)	3/9/80
Quarter	12	Vince Carter vs. Toronto (4th)	12/30/00

### Most Free Throws Attempted

Game	28	John Drew vs. Atlanta	4/5/77
Half	18	John Drew twice, last vs. Atlanta (2nd)	2/9/78
Quarter	15	Vince Carter vs. Toronto (4th)	12/30/00

### Most 3-PT. Field Goals Made

Game	10*	George McCloud at Dallas	12/16/95
	9	Mike Bibby at Sacramento	3/25/07
		Ben Gordon vs. Chicago	2/4/06
		Dana Barros at Philadelphia	1/27/95
Half	7*	George McCloud at Dallas (2nd)	12/16/95

### Most 3-PT. Field Goals Attempted

Game	16**	Ray Allen vs. Seattle	1/22/06
	16	George McCloud at Dallas	3/3/96

\* Overtime    \*\* Double Overtime

## Opponents Single-Game Records – Individual...continued

### Most Assists

Game	25	Kevin Porter vs. Detroit	4/1/79
Half	16	Jason Kidd at Dallas (1st)	4/5/09
		Earvin Johnson vs. L.A. Lakers (1st)	1/9/90
		Glenn Rivers at Atlanta (1st)	3/8/88
Quarter	10	Earvin Johnson vs. L.A. Lakers (1st)	1/9/90
		Glenn Rivers at Atlanta (1st)	3/8/88
		John Lucas vs. Golden State (1st)	12/2/78

### Most Rebounds

Game	37	Tom Boerwinkle at Chicago	1/8/70
Half	21	Tom Boerwinkle at Chicago (2nd)	1/8/70
Quarter	12	Shaquille O'Neal at L.A. Lakers (2nd)	3/18/98
		Tom Boerwinkle at Chicago (1st)	1/8/70

### Most Offensive Rebounds

Game	15	Moses Malone at Houston	12/15/81
Half	12	Larry Smith at Houston	2/16/91

### Most Defensive Rebounds

Game	25	Charles Barkley vs. Houston	11/2/96
------	----	-----------------------------	---------

### Most Personal Fouls

Half	5	Several times, last by John Salley at Miami	3/19/95
Quarter	5	Craig Shelton vs. Atlanta (4th)	1/18/81
		Freddie Lewis vs. Indiana	1/21/77
		Keith Erickson vs. L.A. Lakers (1st)	2/8/69

### Most Minutes Played

Game	61****	Brian Grant at Portland	11/14/97
------	--------	-------------------------	----------

### Most Steals

Game	10	Alvin Robertson at San Antonio	2/18/86
Half	7	Glenn Rivers at L.A. Clippers	11/6/91
		Maurice Cheeks at Philadelphia (1st)	3/17/84
		Eddie Jordan at New Jersey (2nd)	1/4/78
Quarter	5	Micheal Ray Richardson vs. New York (2nd)	1/26/79

### Most Blocked Shots

Game	10	Three times, last by Shawn Bradley at New Jersey	3/12/96
Half	8	Mark Eaton at Utah (1st)	2/22/86
		Joe C. Meriweather at New Orleans Jazz (2nd)	10/28/77

### Consecutive Field Goals Without a Miss

Game	13	Steve Johnson vs. Kansas City	3/24/83
------	----	-------------------------------	---------

\*\*\*\* Quadruple Overtime



## Opponents Team Records – Highs

### Most Points

Game	159	Philadelphia at Philadelphia	2/15/70
Half	89	L.A. Lakers at Los Angeles (1st)	1/2/87
Quarter	47	L.A. Lakers at Los Angeles (1st)	1/2/87
		Chicago at Chicago (2nd)	1/3/75
		Philadelphia at Philadelphia (4th)	2/15/70
Overtime	23	Denver at Phoenix (1st)	12/23/96
		L.A. Clippers at Los Angeles (1st)	11/12/88

### Most Field Goals Made

Game	67	Chicago at Chicago	12/4/90
Half	37	L.A. Lakers at Los Angeles (1st)	1/2/87
Quarter	20	L.A. Clippers at Phoenix (1st)	3/30/85
		San Diego Clippers at Phoenix (2nd)	10/13/78

### Most Field Goals Attempted

Game	137**	Philadelphia at Philadelphia	10/29/71
	123	San Diego Rockets at San Diego	3/21/71
Half	71**	Philadelphia at Philadelphia (2nd)	10/29/71
	66	Philadelphia at Philadelphia (1st)	10/29/71

### Most Free Throws Made

Game	56	Chicago at Chicago	1/8/70
Half	36	Chicago at Chicago (2nd)	1/8/70
Quarter	23	L.A. Lakers at Phoenix (4th)	1/21/98

### Most Free Throws Attempted

Game	71	Chicago at Chicago	1/8/70
Half	48#	Chicago at Chicago (2nd)	1/8/70
Quarter	31	L.A. Lakers at Phoenix (4th)	1/21/98

### Most 3-PT. Field Goals Made

Game	18	Milwaukee at Milwaukee	3/28/06
		Golden State at Golden State	4/8/05
Half	14#	Milwaukee at Milwaukee (2nd)	3/28/06

### Most 3-PT. Field Goals Attempted

Game	42	Seattle at Phoenix	11/7/96
------	----	--------------------	---------

### Most Assists

Game	47	Cincinnati at Phoenix	3/4/69
Half	27	Chicago at Chicago (2nd)	12/4/90

\*\* Double Overtime    # NBA Record

## Opponents Team Records – Highs...continued

### Most Rebounds

Game	83**	Seattle at Seattle	11/15/68
	79	Chicago at Chicago	1/8/70
Half	44**	Seattle at Seattle (2nd)	11/15/68
	43	Boston at Boston (1st)	11/15/72

### Most Offensive Rebounds

Game	34	Atlanta at Atlanta	11/18/81
Half	23	Houston at Houston	2/16/91

### Most Defensive Rebounds

Game	51	Golden State at Golden State	12/23/74
------	----	------------------------------	----------

### Most Personal Fouls

Game	52*	Utah at Phoenix	4/9/90
	46	New York at Phoenix	12/3/87
Half	27	Denver at Phoenix (1st)	10/29/85
Quarter	16	Denver at Phoenix (4th)	12/26/83
Overtime	12	Utah at Phoenix	4/9/90

### Most Steals

Game	23	Philadelphia at Philadelphia	3/17/84
Half	13	Several times last, Denver at Phoenix (2nd)	10/29/85
Quarter	9	Detroit at Phoenix (3rd)	1/13/78
		Indiana at Phoenix (4th)	2/28/79
		Golden State at Phoenix (4th)	10/31/86

### Most Blocked Shots

Game	17	New Jersey at New Jersey	3/12/96
Half	9	Several times last, Toronto at Toronto (1st)	2/1/97

### Most Turnovers

Game	40	San Antonio at San Antonio	11/3/77
		Portland at Phoenix	3/7/76

### Largest Margin of Victory

Game	44	Seattle at Seattle	4/2/88
------	----	--------------------	--------

### Highest Field Goal Percentage

Game	.682	Portland at Phoenix (58-85)	12/5/87
------	------	-----------------------------	---------

\* Overtime    \*\* Double Overtime

## Opponents Team Records – Lows

## Fewest Points

Game	65	vs. Denver	4/1/03
		vs. Chicago	3/6/75
Half	25	vs. Denver (2nd)	1/16/00
Quarter	6	at Memphis (4th)	2/21/02
		vs. Golden State (4th)	2/28/99
Overtime	2	vs. Charlotte Hornets	1/15/90

## Fewest Field Goals Made

Game	20	vs. Denver	4/1/03
Half	8	at Miami (2nd)	3/28/00
Quarter	2	Several times, last vs. Golden State (4th)	2/28/99

## Fewest Field Goals Attempted

Game	59	at Utah	3/9/01
Half	24	at Miami (2nd)	3/28/00

## Fewest Free Throws Made

Game	2	at Minnesota	2/2/05
		at New Orleans	11/17/04
Half	0	Several times, last vs. Denver (1st)	12/18/97

## Fewest Free Throws Attempted

Game	2^	at New Orleans	11/17/04
------	----	----------------	----------

## Fewest Rebounds

Game	19	at Seattle	4/14/99
Half	8	Several times, last vs. L.A. Clippers (1st)	2/17/09
Quarter	2	at Boston (3rd)	12/2/94
		vs. Sacramento (4th)	3/19/86

## Fewest Offensive Rebounds

Game	2	vs. Seattle	2/19/02
------	---	-------------	---------

## Fewest Defensive Rebounds

Game	14	vs. Seattle	1/25/91
------	----	-------------	---------

## Fewest Assists

Game	7	vs. New Orleans/Okla. City Hornets	11/22/06
Half	2	at San Diego Clippers (2nd)	4/7/79
Quarter	0	Several times, last vs. Dallas (3rd)	2/14/08

## Fewest Personal Fouls

Game	8	vs. Detroit	3/27/75
Half	2	at New Orleans Hornets	11/17/04

## Fewest Steals

Game	0	vs. Dallas	4/12/84
------	---	------------	---------

## Fewest Blocked Shots

Game	0	54 times, last vs. San Antonio	3/27/12
------	---	--------------------------------	---------

## Fewest Turnovers

Game	3	at Portland	2/22/91
------	---	-------------	---------

## Lowest Field Goal Percentage

Game	.263	vs. Denver (20-76)	4/1/03
------	------	--------------------	--------

^ Ties NBA Record

## Opponents Top Nights

## Most Points

66	Wilt Chamberlain at L.A. Lakers	2/9/69
54*	Gilbert Arenas vs. Washington	12/22/06
53	Michael Jordan at Chicago	1/21/89
52	Brandon Roy at Portland	12/18/08
51	Kobe Bryant vs. L.A. Lakers	4/7/06
	Vince Carter at Toronto	2/27/00
	Freeman Williams, S.D. Clippers	1/19/80
	Pete Maravich, New Orleans Jazz	3/18/77
	Phil Smith at Golden State	1/8/76
49	Kobe Bryant at L.A. Lakers	3/1/09
	Larry Bird, Boston	2/15/88
	Kiki Vandeweghe at Denver	1/1/83
	Dave Bing at Detroit	3/9/71
48	Kobe Bryant, Los Angeles	1/10/12
	Manu Ginobili, San Antonio	1/21/05
	Kareem Abdul-Jabbar, Milwaukee	3/16/71
47	Devin Harris vs. New Jersey	11/30/08
	Jeff Malone, Washington	2/27/88
	George Gervin at San Antonio	11/7/82
46	LeBron James, Cleveland	1/14/06
	Vince Carter, Toronto	12/30/00
	Cazzie Russell, Golden State	3/24/74

## Most Field Goals Made

29	Wilt Chamberlain at L.A. Lakers	2/9/69
22	Freeman Williams, S.D. Clippers	1/19/80
21*	Gilbert Arenas vs. Washington	12/22/06
21	Pete Maravich, New Orleans Jazz	3/18/77
	Cazzie Russell, Golden State	3/24/74
20	Bernard King at New Jersey	1/4/78
	Phil Smith at Golden State	1/8/76
	Lou Hudson, Atlanta	2/16/74

## Most 3-PT. Field Goals Made

10*	George McCloud at Dallas	12/16/95
9	Mike Bibby at Sacramento	3/25/07
	Ben Gordon, Chicago	2/4/06
	Dana Barros at Philadelphia	1/27/95
8**	Ray Allen, Seattle	1/22/06
8	Jason Richardson at Golden State	3/29/07
	Bryant Stith, Denver	12/23/96
	Allan Houston, Detroit	3/14/95

## Most Free Throws Made

22	Chris Bosh vs. Toronto	12/22/07
21	John Drew, Atlanta	4/5/77
20	Kobe Bryant at L.A. Lakers	4/16/06
19	Brandon Roy at Portland	12/18/08
18	Buck Williams at New Jersey	1/21/87
17*	Karl Malone, Utah	4/9/90
17	Devin Harris vs. New Jersey	11/30/08
	Moses Malone at Atlanta	3/14/89
	Bernard King at Golden State	12/9/81
	Nate Archibald, Kansas City-Omaha	2/28/73

## Most Rebounds

37	Tom Boerwinkle at Chicago	1/8/70
33	Charles Barkley, Houston	11/2/96
28	Wilt Chamberlain at L.A. Lakers	12/10/71
	Bill Russell at Boston	2/18/69
27	Wilt Chamberlain at L.A. Lakers	2/9/69
	Bill Russell at Boston	11/22/68

## Most Assists

25	Kevin Porter, Detroit	4/1/79
24	Earvin Johnson, L.A. Lakers	1/9/90
22	Art Williams, San Diego Clippers	12/28/68
21	John Stockton at Utah	11/19/88
	John Stockton at Utah	3/23/88
	Phil Ford at Kansas City	2/23/79

## Most Steals

10	Alvin Robertson at San Antonio	2/18/86
9	Glenn Rivers at L.A. Clippers	11/6/91
	Earvin Johnson at L.A. Lakers	11/6/81
	Slick Watts at Seattle	3/27/77
	Larry Steele at Portland	3/7/75

## Most Blocked Shots

10	Shawn Bradley at New Jersey	3/12/96
	Mark Eaton at Utah	2/22/86
	Manute Bol, Washington	1/8/86
	Joe C. Meriweather at N.O. Jazz	10/28/77

\* Overtime \*\* Double Overtime

# Single-Game Phoenix Arena Records

## Phoenix Arena Records – Individual

### Most Points

Overall game	60	Tom Chambers vs. Seattle	3/24/90
USAC game	54*	Gilbert Arenas, Washington	12/22/06
	51	Kobe Bryant, L.A. Lakers	4/7/06
USAC game	50	Amar'e Stoudemire vs. Portland	1/2/05
		Clifford Robinson vs. Denver	1/16/00
Overall half	35	Tom Chambers vs. Seattle (1st)	3/24/90
USAC half	34	Stephon Marbury vs. San Antonio (2nd)	11/29/02
Overall quarter	26	Stephon Marbury vs. San Antonio (4th)	11/29/02
USAC quarter	26	Stephon Marbury vs. San Antonio (4th)	11/29/02
Overall OT	12	Rex Chapman vs. L.A. Clippers	2/13/99
		Walter Davis vs. Golden State	3/29/84

### Most Field Goals Made

Overall game	22	Tom Chambers vs. Seattle	3/24/90
		Freeman Williams, San Diego Clippers	1/19/80
USAC game	21*	Gilbert Arenas, Washington	12/22/06
	20	Shaquille O'Neal vs. Toronto	2/27/09
		Amar'e Stoudemire vs. Portland	1/2/05
Overall half	15	Tom Chambers vs. Seattle (1st)	3/24/90
USAC half	15	Stephon Marbury vs. San Antonio (2nd)	11/29/02
Overall quarter	12	Jeff Malone, Washington (3rd)	2/27/88
USAC quarter	11	Stephon Marbury vs. San Antonio (4th)	11/29/02

### Most Field Goals Attempted

Overall game	38	Cazzie Russell, Golden State	3/24/74
		Lou Hudson, Atlanta	2/16/74
USAC game	37*	Gilbert Arenas, Washington	12/22/06
	34	Stephon Marbury vs. San Antonio	11/29/02
Overall half	24*	George Wilson vs. Detroit (2nd)	11/10/68
USAC half	23	Kobe Bryant, L.A. Lakers (2nd)	11/19/04
Overall quarter	17*	George Wilson vs. Detroit (4th)	11/10/68
	15	Stephon Marbury vs. San Antonio (4th)	11/29/02
USAC quarter	15	Stephon Marbury vs. San Antonio (4th)	11/29/02

\* Overtime

USAC - US Airways Center



## Phoenix Arena Records – Individual...continued

### Most 3-PT. Field Goals Made

Overall game	9*	<b>Channing Frye vs. Minnesota</b>	<b>4/11/11</b>
	9	Ben Gordon, Chicago	2/4/06
	8**	Ray Allen, Seattle	1/22/06
	8*	Bryant Stith, Denver	12/23/96
	8	Steve Nash vs. Denver	3/31/08
	8	Allan Houston, Detroit	3/14/95
	8	Dan Majerle vs. Dallas	1/30/93
USAC game	9*	<b>Channing Frye vs. Minnesota</b>	<b>4/11/11</b>
	9	Ben Gordon, Chicago	2/4/06
	8**	Ray Allen, Seattle	1/22/06
	8*	Bryant Stith, Denver	12/23/96
	8	Steve Nash vs. Denver	3/31/08
	8	Allan Houston, Detroit	3/14/95
	8	Dan Majerle vs. Dallas	1/30/93
Overall half	7	<b>Channing Frye vs. Minnesota (2nd)</b>	<b>12/15/10</b>
	6	Leandro Barbosa vs. Boston (2nd)	2/21/07
	6	Quentin Richardson vs. L.A. Lakers (1st)	4/5/05
	6*	Bryant Stith, Denver (2nd)	12/23/96
	6	Manute Bol, Philadelphia (2nd)	3/3/93
USAC half	7	<b>Channing Frye vs. Minnesota (2nd)</b>	<b>12/15/10</b>
	6	Leandro Barbosa vs. Boston (2nd)	2/21/07
	6	Quentin Richardson vs. L.A. Lakers (1st)	4/5/05
	6*	Bryant Stith, Denver (2nd)	12/23/96
	6	Manute Bol, Philadelphia (2nd)	3/3/93

### Most Free Throws Made

Overall game	23*	Kevin Johnson vs. Utah	4/9/90
	22	Chris Bosh, Toronto	12/22/07
	22	Vince Carter, Toronto	12/30/00
USAC game	22*	Charles Barkley vs. Washington	12/20/95
	22	Chris Bosh, Toronto	12/22/07
	22	Vince Carter, Toronto	12/30/00
Overall half	17*	Kevin Johnson vs. Utah (2nd)	4/9/90
	14	Vince Carter, Toronto (2nd)	12/30/00
	14	Reggie Theus, Chicago (2nd)	3/9/80
USAC half	14	Vince Carter, Toronto (2nd)	12/30/00
Overall quarter	12	Vince Carter, Toronto (4th)	12/30/00
USAC quarter	12	Vince Carter, Toronto (4th)	12/30/00

### Most Free Throws Attempted

Overall game	28	John Drew, Atlanta	4/5/77
USAC game	27*	Charles Barkley vs. Washington	12/20/95
	27	Vince Carter, Toronto	12/30/00
Overall half	19	Jason Kidd vs. Vancouver (2nd)	3/22/99
USAC half	19	Jason Kidd vs. Vancouver (2nd)	3/22/99
Overall quarter	15	Vince Carter, Toronto (4th)	12/30/00
USAC quarter	15	Vince Carter, Toronto (4th)	12/30/00

### Most Rebounds

Overall game	33	Charles Barkley, Houston	11/2/96
USAC game	33	Charles Barkley, Houston	11/2/96
Overall half	17*	Maurice Lucas vs. Denver (2nd)	12/26/83
	17	Charles Barkley, Houston (1st)	11/2/96
USAC half	17	Charles Barkley, Houston (1st)	11/2/96
Overall quarter	13	Armon Gilliam vs. Sacramento (1st)	1/13/89
USAC quarter	11	Shawn Marion vs. Minnesota (2nd)	1/21/07
	11	Charles Barkley, Houston (1st)	11/2/96

\* Overtime \*\* Double Overtime USAC - US Airways Center

## Most Assists

Overall game	25	Kevin Johnson vs. San Antonio	4/6/94
		Kevin Porter, Detroit	4/1/79
USAC game	25	Kevin Johnson vs. San Antonio	4/6/94
Overall half	16	Earvin Johnson, L.A. Lakers (1st)	1/9/90
USAC half	14	Steve Nash vs. Cleveland (1st)	1/11/07
	14	Kevin Johnson vs. Boston (1st)	2/12/97
Overall quarter	12	Steve Nash vs. Miami (1st)	1/6/06
	10	Jason Kidd vs. Charlotte Hornets (1st)	2/20/98
		Earvin Johnson, L.A. Lakers (1st)	1/9/90
		Jeff Hornacek vs. Golden State (4th)	1/28/87
		John Lucas, Golden State (1st)	12/2/78
USAC quarter	12	Steve Nash vs. Miami (1st)	1/6/06
	10	Jason Kidd vs. Charlotte Hornets (1st)	2/20/98

## Most Personal Fouls

Overall half	6	Held by many players	
USAC half	6	Held by many players	
Overall quarter	5	Held by many players	
USAC quarter	5	John "Hot Rod" Williams vs. Utah (4th)	11/4/97

## Consecutive Free Throws Made

Overall game	20	Amar'e Stoudemire vs. Houston	3/22/08
USAC game	20	Amar'e Stoudemire vs. Houston	3/22/08

## Most Steals

Overall game	10	Kevin Johnson vs. Washington	12/9/93
USAC game	10	Kevin Johnson vs. Washington	12/9/93
Overall half	7	Mike Bratz vs. Cleveland (2nd)	2/11/79
USAC half	6**	Chris Paul vs. New Orleans	2/6/08
	6	Shawn Marion vs. Minnesota (1st)	2/6/06
		George McCloud vs. L.A. Lakers (1st)	3/1/99
Overall quarter	6	Mike Bratz vs. Cleveland (3rd)	2/11/79
USAC quarter	5	Shawn Marion vs. Minnesota (2nd)	2/6/06

## Most Blocked Shots

Overall game	10	Amar'e Stoudemire vs. Utah	2/7/04
		Manute Bol, Washington	1/8/86
USAC game	10	Amar'e Stoudemire vs. Utah	2/7/04
Overall half	7	Amar'e Stoudemire vs. Utah (1st)	2/7/04
		Andrew Lang vs. Orlando (1st)	2/27/91
USAC half	7	Amar'e Stoudemire vs. Utah (1st)	2/7/04
Overall quarter	6	Amar'e Stoudemire vs. Utah (1st)	2/7/04
		Andrew Lang vs. Portland (2nd)	12/26/89
USAC quarter	6	Amar'e Stoudemire vs. Utah (1st)	2/7/04

## Consecutive Field Goals Without a Miss

Game	13	Steve Johnson, Kansas City	3/24/83
Overall	20	Xavier McDaniel vs. Houston (1/11/91) and Washington (1/15/91)	

\* Overtime USAC - US Airways Center

## Phoenix Arena Records – Team

### Most Points

Overall game	173 <sup>^</sup>	Suns vs. Denver	11/10/90
USAC game	152 <sup>**</sup>	Seattle vs. Suns	1/22/06
Overall half	107 <sup>#</sup>	Suns vs. Denver (1st)	11/10/90
USAC half	81	Suns vs. L.A. Clippers (1st) Suns vs. Portland (2nd)	2/17/09 2/16/94
Overall quarter	57 <sup>‡</sup>	Suns vs. Denver (2nd)	11/10/90
USAC quarter	47	Suns vs. Sacramento (1st) Suns vs. Miami (1st)	11/21/07 1/6/06
Overall OT	23	Denver vs. Suns	12/23/96
USAC OT	23	Denver vs. Suns	12/23/96

### Most Field Goals Made

Overall game	67	Suns vs. Denver	11/10/90
USAC game	56	Suns vs. L.A. Clippers Suns vs. Memphis Suns vs. L.A. Lakers	2/17/09 3/11/08 2/5/93
Overall half	43 <sup>#</sup>	Suns vs. Denver (1st)	11/10/90
USAC half	34	Suns vs. Chicago (1st)	11/22/92
Overall quarter	24	Suns vs. Denver (2nd)	11/10/90

### Most Field Goals Attempted

Overall game	123 <sup>*</sup>	Suns vs. Detroit	11/10/68
	122	Suns vs. San Diego Rockets	12/28/68
USAC game	114 <sup>*</sup>	New Orleans vs. Suns	2/6/08
	107	Sacramento vs. Suns	3/15/93
Overall half	80 <sup>***</sup>	Suns vs. Portland (2nd)	11/1/84
	65	Suns vs. Detroit (2nd)	11/10/68
USAC half	66 <sup>**</sup>	New Orleans vs. Suns (2nd)	2/6/08
	57	Suns vs. Sacramento (2nd) Sacramento vs. Suns (2nd)	11/7/93 3/5/93
Overall quarter	36	Portland vs. Suns (3rd)	3/20/77
USAC quarter	31	Suns vs. Sacramento (2nd)	11/7/93

### Most 3-PT. Field Goals Made

Overall game	20	Suns vs. Denver Suns vs. New Orleans/Okla. City	1/7/08 4/17/06
USAC game	20	Suns vs. Denver Suns vs. New Orleans/Okla. City	1/7/08 4/17/06

### Most Free Throws Made

Overall game	61 <sup>*#</sup>	Suns vs. Utah	4/9/90
	48	Suns vs. Boston	2/19/71
USAC game	39	Suns vs. Portland	3/17/93
Overall half	32	Suns vs. Denver (1st)	10/29/85
USAC half	26	Suns vs. Denver (2nd)	11/24/93
Overall quarter	23	L.A. Lakers vs. Suns (4th)	1/21/98
USAC quarter	23	L.A. Lakers vs. Suns (4th)	1/21/98
Overall overtime	14	Suns vs. Utah	4/9/90

\* Overtime    \*\* Double Overtime    \*\*\* Triple Overtime    # NBA Record  
<sup>^</sup> Ties NBA Record (non OT)    ‡ NBA 2nd Quarter Record    USAC - US Airways Center

## Most Free Throws Attempted

Overall game	80*	Suns vs. Utah	4/9/90
	63	Suns vs. Seattle	10/21/72
USAC game	54	Suns vs. Sacramento	3/5/93
Overall half	45	Suns vs. Denver (1st)	10/29/85
USAC half	34	Suns vs. Denver (2nd)	11/24/93
Overall quarter	31	L.A. Lakers vs. Suns (4th)	1/21/98
USAC quarter	31	L.A. Lakers vs. Suns (4th)	1/21/98
Overall overtime	20	Suns vs. Utah	4/9/90

## Most Assists

Overall game	51	Suns vs. San Antonio	2/2/79
USAC game	42	Suns vs. Vancouver	4/12/98
Overall half	33#	Suns vs. Denver (1st)	11/10/90
USAC half	25	Suns vs. Cleveland (1st)	1/11/07
		Suns vs. Vancouver (1st)	4/19/97
Overall quarter	17	Suns vs. Miami (1st)	1/6/06
		Suns vs. Denver (2nd)	11/10/90
		Suns vs. L.A. Clippers (4th)	1/17/87
USAC quarter	16	Suns vs. Orlando (4th)	2/7/93

## Most Rebounds

Overall game	76	Suns vs. Seattle	3/25/72
USAC game	64	Suns vs. Portland	3/17/93
Overall half	41	Suns vs. Seattle (2nd)	3/25/72
USAC half	36	Suns vs. L.A. Lakers (1st)	4/13/94
		Suns vs. Portland (1st)	3/17/93
Overall quarter	27	Suns vs. San Francisco (1st)	11/4/68
USAC quarter	21	Golden State vs. Suns (1st)	3/13/98
		Suns vs. Portland (3rd)	2/16/94

## Most Offensive Rebounds

Overall game	30***	Suns vs. Portland	11/1/84
		L.A. Lakers vs. Suns	3/1/86
USAC game	28	Suns vs. L.A. Lakers	2/18/94

## Most Defensive Rebounds

Overall game	50	Suns vs. L.A. Lakers	12/25/73
USAC game	46	Suns vs. Philadelphia	3/30/05

## Most Steals

Overall game	24	Suns vs. San Antonio	11/20/77
USAC game	22	Suns vs. Washington	12/9/93
Overall half	16	Suns vs. Portland (1st)	3/28/80
USAC half	14	Suns vs. Indiana (2nd)	12/20/93
Overall quarter	10	Suns vs. Portland (1st)	3/28/80
USAC quarter	9	Dallas vs. Suns (2nd)	1/18/94

\* Overtime    \*\*\* Triple Overtime    # NBA Record    USAC - US Airways Center

## Phoenix Arena Records – Team...continued

### Most Personal Fouls

Overall game	52*	Utah vs. Suns	4/9/90
	46	New York vs. Suns	12/3/87
USAC game	38	Miami vs. Suns	11/6/94
Overall half	38*	Utah vs. Suns (2nd)	4/9/90
	27	Denver vs. Suns (1st)	10/29/85
USAC half	21	Utah vs. Suns (2nd)	3/28/95
		Sacramento vs. Suns (2nd)	3/5/93
Overall quarter	16	Suns vs. L.A. Lakers (4th)	1/21/98
		Denver vs. Suns (4th)	12/26/83
USAC quarter	16	Suns vs. L.A. Lakers (4th)	1/21/98
Overall overtime	12	Utah vs. Suns	4/9/90

### Most Blocked Shots

Overall game	19	Suns vs. Atlanta	1/29/08
USAC game	19	Suns vs. Atlanta	1/29/08
Overall half	11	Suns vs. Atlanta (2nd)	1/29/08
USAC half	11	Suns vs. Atlanta (2nd)	1/29/08
Overall quarter	10	Suns vs. Atlanta (4th)	1/29/08
USAC quarter	10	Suns vs. Atlanta (4th)	1/29/08

### Most Turnovers

Overall game	40	Portland vs. Suns	3/7/76
USAC game	28	Suns vs. Memphis	11/5/10
		Orlando vs. Suns	12/7/99
		Chicago vs. Suns	11/17/99
		Washington vs. Suns	12/9/93

### Highest Field Goal Percentage

Overall game	.691	Suns vs. L.A. Clippers (56-81)	1/17/87
USAC game	.648	Suns vs. Dallas (46-71)	4/1/07

### Highest Free Throw Percentage

Overall game	1.000	Several times, last vs. Portland (17-17)	12/10/10
USAC game	1.000	Several times, last vs. Portland (17-17)	12/10/10

### Consecutive Field Goals Without a Miss

Overall quarter	14	Suns vs. New Jersey	1/29/92
-----------------	----	---------------------	---------

### Consecutive Free Throws Without a Miss

Overall game	33	Suns vs. Detroit	12/23/80
USAC game	31	Suns vs. Houston	3/22/08

### Largest Margin of Victory

Overall game	55	Suns vs. Sacramento (140-85)	4/17/89
USAC game	48	Suns vs. Sacramento (129-81)	2/2/09

\* Overtime USAC - US Airways Center



## Fewest Points

Overall game	65	Denver vs. Suns Chicago vs. Suns	4/1/03 3/6/75
USAC game	65	Denver vs. Suns	4/1/03
Overall half	25	Suns vs. Sacramento (2nd) Denver vs. Suns (1st)	3/7/01 2/22/00
USAC half	25	Suns vs. Sacramento (2nd) Denver vs. Suns (1st)	3/7/01 2/22/00
Overall quarter	6	Golden State vs. Suns (4th)	2/28/99
USAC quarter	6	Golden State vs. Suns (4th)	2/28/99
Overall overtime	2	Seattle vs. Suns Charlotte Hornets vs. Suns	12/16/03 1/15/90

## Fewest Field Goals Made

Overall game	20	Denver vs. Suns	4/1/03
USAC game	20	Denver vs. Suns	4/1/03
Overall half	9	Suns vs. Seattle (2nd)	2/13/96
USAC half	9	Suns vs. Seattle (2nd)	2/13/96
Overall quarter	2	Golden State vs. Suns (4th) L.A. Lakers vs. Suns (2nd)	2/28/99 3/24/87
USAC quarter	2	Golden State vs. Suns (4th)	2/28/99

## Fewest Field Goals Attempted

Overall game	64*	Suns vs. Utah	4/9/90
	64	Suns vs. Utah Chicago vs. Suns Suns vs. L.A. Lakers	2/7/04 11/17/99 4/6/90
USAC game	64	Suns vs. Utah Chicago vs. Suns	2/7/04 11/17/99
Overall half	28	Suns vs. L.A. Clippers (2nd)	12/18/93
USAC half	28	Suns vs. L.A. Clippers (2nd)	12/18/93
Overall quarter	10	Cleveland vs. Suns (4th)	1/31/98
USAC quarter	10	Cleveland vs. Suns (4th)	1/31/98

## Fewest Free Throws Made

Overall game	2	Suns vs. Minnesota	3/20/07
USAC game	2	Suns vs. Minnesota	3/20/07
Overall half	0	Several times, last vs. New York (1st)	12/9/05
USAC half	0	Suns vs. New York (1st) Suns vs. Denver (1st)	12/9/05 12/23/96

## Fewest Free Throws Attempted

Overall game	4	Suns vs. Minnesota	3/20/07
USAC game	4	Suns vs. Minnesota	3/20/07
Overall half	0	Suns vs. New York (1st) L.A. Lakers vs. Suns (1st) Baltimore vs. Suns	12/9/05 12/7/74 10/15/72
USAC half	0	Suns vs. New York	12/9/05

## Lowest Field Goal Percentage

Overall game	.263	Denver vs. Suns (20-76)	4/1/03
USAC game	.263	Denver vs. Suns (20-76)	4/1/03

\* Overtime USAC - US Airways Center

## Phoenix Arena Records – Team...continued

### Fewest Personal Fouls

Overall game	8	Detroit vs. Suns	3/27/75
USAC game	10	Suns vs. Denver	1/23/98
Overall half	3	Suns vs. Detroit (2nd)	3/3/05
USAC half	3	Suns vs. Detroit (2nd)	3/3/05

### Fewest Assists

Overall game	9	New Jersey vs. Suns	3/3/04
		Cleveland vs. Suns	1/15/77
USAC game	9	New Jersey vs. Suns	3/3/04
Overall half	3	New Jersey vs. Suns (1st)	3/3/04
		Portland vs. Suns (1st)	12/28/78
		Cleveland vs. Suns (2nd)	1/15/77
		Milwaukee vs. Suns (2nd)	11/17/76
USAC half	3	New Jersey vs. Suns (1st)	3/3/04
Overall quarter	0	Golden State vs. Suns (4th)	2/28/99
		Suns vs. Detroit (4th)	3/21/86
		Seattle vs. Suns (1st)	3/22/81
USAC quarter	0	Golden State vs. Suns (4th)	2/28/99

### Fewest Rebounds

Overall game	23	Utah vs. Suns	4/2/91
USAC game	25	Suns vs. Dallas	11/9/06
		Suns vs. New Orleans	12/11/03
Overall half	9	Denver vs. Suns (1st)	1/23/98
		Milwaukee vs. Suns (2nd)	3/26/93
		Utah vs. Suns (1st)	4/2/91
		Suns vs. Indiana (1st)	1/13/79
USAC half	9	Denver vs. Suns (1st)	1/23/98
		Milwaukee vs. Suns (2nd)	3/26/93
Overall quarter	2	Sacramento vs. Suns (4th)	3/19/86
USAC quarter	3	Portland vs. Suns (2nd)	4/4/98
		Detroit vs. Suns (4th)	3/5/98
		Vancouver vs. Suns (4th)	12/9/97

### Fewest Offensive Rebounds

Overall game	2	Boston vs. Suns	12/26/03
		Seattle vs. Suns	2/19/02
		Suns vs. New Orleans Jazz	12/21/76
USAC game	2	Boston vs. Suns	12/26/03
		Seattle vs. Suns	2/19/02

### Fewest Defensive Rebounds

Overall game	14	Seattle vs. Suns	1/25/91
USAC game	17	Dallas vs. Suns	4/1/07
		Dallas vs. Suns	11/26/03

### Fewest Steals

Overall game	0	Suns vs. Miami	1/8/10
		Dallas vs. Suns	4/12/84
USAC game	0	Several times, last vs. Miami	1/8/10

### Fewest Turnovers

Overall game	3	Suns vs. L.A. Lakers	4/7/12
USAC game	3	Suns vs. L.A. Lakers	4/7/12

# Regular Season Records

## Individual

<b>Minutes Played</b>	
3,388 by Dick Van Arsdale	1968-69
<b>Field Goals Made</b>	
810 by Tom Chambers	1989-90
<b>Field Goals Attempted</b>	
1,809 by Charlie Scott	1972-73
<b>Field Goal Percentage</b>	
.653 by Mark West	1988-89
<b>Three-Point Field Goals Made</b>	
226 by Quentin Richardson	2004-05
<b>Three-Point Field Goals Attempted</b>	
631 by Quentin Richardson	2004-05
<b>Three-Point Field Goal Percentage</b> (min. 100 attempted)	
.478 by Joe Johnson	2004-05
<b>Free Throws Made</b>	
583 by Amar'e Stoudemire	2004-05
<b>Free Throws Attempted</b>	
795 by Amar'e Stoudemire	2004-05
<b>Free Throw Percentage</b>	
.938 by Steve Nash	2009-10
<b>Rebounds</b>	
1,015 by Paul Silas	1970-71
<b>Rebound Average</b>	
12.5 by Paul Silas	1970-71
<b>Assists</b>	
991 by Kevin Johnson	1988-89
<b>Assist Average</b>	
12.2 by Kevin Johnson	1988-89
<b>Most Personal Fouls</b>	
323 by Neal Walk	1972-73
<b>Most Disqualifications</b>	
15 by Mike Bantom	1973-74
<b>Steals</b>	
225 by Ron Lee	1977-78
<b>Blocked Shots</b>	
217 by Larry Nance	1982-83

## Most Points

2,201 by Tom Chambers 1989-90

## Highest Scoring Average

27.2 by Tom Chambers 1989-90

## Team

<b>Field Goals Made</b>	
3,847	1978-79
<b>Field Goals Attempted</b>	
8,242	1968-69
<b>Field Goal Percentage</b>	
.512	1978-79
<b>Three-Point Field Goals Made</b>	
837#	2005-06
<b>Three-Point Field Goals Attempted</b>	
2,097	2005-06
<b>Three-Point Field Goal Percentage</b>	
.412	2009-10
<b>Free Throws Made</b>	
2,434	1969-70
<b>Free Throws Attempted</b>	
3,270	1969-70
<b>Free Throw Percentage</b>	
.808	2006-07
<b>Rebounds</b>	
4,508	1968-69
<b>Assists</b>	
2,500	1978-79
<b>Personal Fouls</b>	
2,260	1985-86
<b>Disqualifications</b>	
46	1973-74
<b>Steals</b>	
1,059#	1977-78
<b>Blocked Shots</b>	
582	1991-92
<b>Points</b>	
9,786	1969-70
<b>Scoring Average</b>	
119.3	1969-70

# All-Time Regular Season Leaders

## Games Played

Alvan Adams	988
Walter Davis	766
Steve Nash	744
Dick Van Arsdale	685
Kevin Johnson	683
Shawn Marion	660

## Minutes Played

Alvan Adams	27,203
Shawn Marion	24,948
Dick Van Arsdale	24,242
Kevin Johnson	24,018
Walter Davis	23,143

## Field Goals Made

Walter Davis	6,497
Alvan Adams	5,709
Shawn Marion	4,879
Kevin Johnson	4,369
Dick Van Arsdale	4,328

## Field Goals Attempted

Walter Davis	12,497
Alvan Adams	11,464
Shawn Marion	10,136
Dick Van Arsdale	9,185
Kevin Johnson	8,849

## Field Goal Percentage (150 games minimum)

Mark West	.613
Ed Pinckney	.571
Larry Nance	.561
Charles Pittman	.546
Amar'e Stoudemire	.543
Bo Outlaw	.542

## 3-PT. Field Goals Made

Steve Nash	1,051
Dan Majerle	800
Leandro Barbosa	709
Shawn Marion	652
Raja Bell	622

## 3-PT. Field Goals Attempted

Steve Nash	2,417
Dan Majerle	2,200
Shawn Marion	1,905
Leandro Barbosa	1,781
Raja Bell	1,475

## Free Throws Made

Kevin Johnson	3,851
Dick Van Arsdale	3,404
Amar'e Stoudemire	3,044
Walter Davis	2,557
Alvan Adams	2,490

## Free Throws Attempted

Kevin Johnson	4,579
Dick Van Arsdale	4,186
Amar'e Stoudemire	4,018
Alvan Adams	3,160
Walter Davis	3,039

## Free Throw Percentage (150 games minimum)

Steve Nash	.907
Kyle Macy	.884
Eddie Johnson	.870
James Jones	.861
Jeff Hornacek	.854

## Rebounds

Alvan Adams	6,937
Shawn Marion	6,616
Amar'e Stoudemire	4,613
Larry Nance	3,791
Neal Walk	3,637

## Assists

Steve Nash	6,997
Kevin Johnson	6,518
Alvan Adams	4,012
Walter Davis	3,340
Jason Kidd	3,011

## Steals

Alvan Adams	1,289
Shawn Marion	1,245
Walter Davis	1,040
Kevin Johnson	1,022
Dan Majerle	811

## Blocked Shots

Larry Nance	940
Mark West	897
Shawn Marion	894
Alvan Adams	808
Amar'e Stoudemire	722

## Points Scored

Walter Davis	15,666
Alvan Adams	13,910
Kevin Johnson	12,747
Shawn Marion	12,134
Dick Van Arsdale	12,060

## Scoring Average (150 games minimum)

Charlie Scott	24.8
Charles Barkley	23.4
Gail Goodrich	21.9
Amar'e Stoudemire	21.4
Stephon Marbury	21.3
Tom Chambers	20.6
Paul Westphal	20.6

# Single Season Statistical Leaders

## Scoring (50 games minimum)

Year	Name	Games	Points	Avg.
68-69	Gail Goodrich	81	1931	23.8
69-70	Connie Hawkins	81	1995	24.6
70-71	Dick Van Arsdale	81	1771	21.9
71-72	Connie Hawkins	76	1598	21.0
72-73	Charlie Scott	81	2048	25.3
73-74	Dick Van Arsdale	78	1389	17.8
74-75	Charlie Scott	69	1680	24.3
75-76	Paul Westphal	82	1679	20.5
76-77	Paul Westphal	81	1726	21.3
77-78	Paul Westphal	80	2014	25.2
78-79	Paul Westphal	81	1941	24.0
79-80	Paul Westphal	82	1792	21.9
80-81	Truck Robinson	82	1543	18.8
81-82	Dennis Johnson	80	1561	19.5
82-83	Walter Davis	80	1521	19.0
83-84	Walter Davis	78	1557	20.0
84-85	Larry Nance	61	1211	19.9
85-86	Walter Davis	70	1523	21.8
86-87	Walter Davis	79	1867	23.6
87-88	Eddie Johnson	73	1294	17.7
88-89	Tom Chambers	81	2085	25.7
89-90	Tom Chambers	81	2201	27.2
90-91	Kevin Johnson	77	1710	22.2
91-92	Jeff Hornacek	81	1632	20.1
92-93	Charles Barkley	76	1944	25.6
93-94	Charles Barkley	65	1402	21.6
94-95	Charles Barkley	68	1561	23.0
95-96	Charles Barkley	71	1649	23.2
96-97	Kevin Johnson	70	1410	20.1
97-98	Rex Chapman	68	1082	15.9
98-99	Tom Gugliotta	43	729	17.0
99-00	Clifford Robinson	80	1478	18.5
00-01	Shawn Marion	79	1369	17.3
01-02	Stephon Marbury	82	1674	20.4
02-03	Stephon Marbury	81	1806	22.3
03-04	Shawn Marion	79	1498	19.0
04-05	Amar'e Stoudemire	80	2080	26.0
05-06	Shawn Marion	81	1769	21.8
06-07	Amar'e Stoudemire	82	1671	20.4
07-08	Amar'e Stoudemire	79	1989	25.2
08-09	Amar'e Stoudemire	53	1134	21.4
09-10	Amar'e Stoudemire	82	1896	23.1
10-11	Steve Nash	75	1106	14.7
11-12	Marcin Gortat	66	1017	15.4

## Field Goal Percentage

Year	Name	FGM	FGA	Pct.
68-69	Dick Snyder	399	846	.472
69-70	Jim Fox	413	788	.524
70-71	Mel Counts	365	799	.457
71-72	Clem Haskins	509	1054	.483
72-73	Connie Hawkins	441	920	.479
73-74	Dick Van Arsdale	514	1028	.500
74-75	Curtis Perry	437	917	.477
75-76	Curtis Perry	386	776	.497
76-77	Paul Westphal	682	1317	.518
77-78	Walter Davis	786	1494	.526
78-79	Walter Davis	764	1362	.561
79-80	Walter Davis	657	1166	.563
80-81	Walter Davis	593	1101	.539
81-82	Walter Davis	350	669	.523
82-83	Larry Nance	588	1069	.550
83-84	Larry Nance	601	1044	.576
84-85	Larry Nance	515	877	.587
85-86	Larry Nance	582	1001	.581
86-87	Ed Pinckney	290	497	.584
87-88	Jay Humphries	264	484	.545
88-89	Mark West	243	372	.653
89-90	Mark West	331	530	*.625
90-91	Mark West	247	382	.647
91-92	Mark West	196	310	.632
92-93	Cedric Ceballos	381	662	*.576
93-94	Oliver Miller	277	455	.609
94-95	Danny Manning	340	622	.547
95-96	Kevin Johnson	342	674	.507
96-97	Danny Manning	426	795	.536
97-98	Antonio McDyess	497	927	.536
98-99	Danny Manning	187	386	.484
99-00	Rodney Rogers	428	881	.486
00-01	Shawn Marion	557	1160	.480
01-02	Jake Tsakalidis	190	400	.475
02-03	Amar'e Stoudemire	392	830	.472
03-04	Jake Voskuhl	152	300	.507
04-05	Amar'e Stoudemire	747	1336	.559
05-06	Boris Diaw	449	853	.526
06-07	Amar'e Stoudemire	607	1055	.575
07-08	Amar'e Stoudemire	714	1211	.590
08-09	Shaquille O'Neal	512	841	*.609
09-10	Amar'e Stoudemire	704	1264	.557
10-11	Marcin Gortat	294	522	.563
11-12	Marcin Gortat	427	769	.555

\*NBA leader



## Free Throw Percentage (70 games min.)

Year	Name	FTM	FTA	Pct.
68-69	Stan McKenzie	219	287	.763
69-70	Gail Goodrich	488	604	.808
70-71	Connie Hawkins	457	560	.816
71-72	Dick Van Arsdale	529	626	.845
72-73	Dick Van Arsdale	426	496	.859
73-74	Dick Van Arsdale	361	423	.853
74-75	Dick Van Arsdale	282	339	.832
75-76	Keith Erickson	134	157	.854
76-77	Dick Van Arsdale	145	166	.873
77-78	Walter Davis	387	466	.830
78-79	Paul Westphal	339	405	.837
79-80	Mike Bratz	141	162	.870
80-81	Kyle Macy	107	119	.899
81-82	Kyle Macy	152	169	* .899
82-83	Kyle Macy	129	148	.872
83-84	Walter Davis	233	270	.863
84-85	Kyle Macy	127	140	* .907
85-86	Walter Davis	257	305	.843
86-87	Walter Davis	288	334	.862
87-88	Walter Davis	205	231	.887
88-89	Kevin Johnson	508	576	.882
89-90	Eddie Johnson	188	205	.917
90-91	Jeff Hornacek	201	224	.897
91-92	Jeff Hornacek	279	315	.886
92-93	Danny Ainge	123	145	.848
93-94	Kevin Johnson	380	464	.819
94-95	Elliot Perry	158	195	.810
95-96	Kevin Johnson	342	398	.859
96-97	Kevin Johnson	439	515	.852
97-98	Kevin Johnson	162	186	.871
98-99	Rex Chapman	76	91	.835
99-00	Jason Kidd	203	245	.829
00-01	Jason Kidd	328	403	.814
01-02	Shawn Marion	191	226	.845
02-03	Shawn Marion	251	295	.851
03-04	Shawn Marion	228	268	.851
04-05	Steve Nash	211	238	.887
05-06	Steve Nash	257	279	* .921
06-07	Steve Nash	222	247	.899
07-08	Steve Nash	222	245	.906
08-09	Steve Nash	196	210	.933
09-10	Steve Nash	211	225	* .938
10-11	Steve Nash	227	249	.912
11-12	Steve Nash	127	142	.894

\* NBA leader

## Total Rebounds

Year	Name	Games	Total	Avg.
68-69	Gary Gregor	80	711	8.9
69-70	Paul Silas	78	916	11.7
70-71	Paul Silas	81	1015	12.5
71-72	Paul Silas	80	955	11.9
72-73	Neal Walk	81	1006	12.4
73-74	Neal Walk	82	837	10.2
74-75	Curtis Perry	79	940	11.9
75-76	Alvan Adams	80	727	9.1
76-77	Alvan Adams	72	652	9.1
77-78	Garfield Heard	80	652	8.2
78-79	Alvan Adams	77	705	9.2
79-80	Truck Robinson	82	770	9.4
80-81	Truck Robinson	82	789	9.6
81-82	Truck Robinson	74	721	9.7
82-83	Maurice Lucas	77	799	10.4
83-84	Maurice Lucas	75	725	9.7
84-85	Maurice Lucas	63	557	8.8
85-86	Larry Nance	73	618	8.5
86-87	Larry Nance	69	599	8.7
87-88	Armon Gilliam	55	434	7.9
88-89	Tom Chambers	81	684	8.4
89-90	Mark West	82	728	8.9
90-91	Mark West	82	564	6.9
91-92	Tim Perry	80	551	6.9
92-93	Charles Barkley	76	928	12.2
93-94	A.C. Green	82	753	9.2
94-95	Charles Barkley	68	756	11.1
95-96	Charles Barkley	71	821	11.6
96-97	John Williams	68	562	8.3
97-98	Antonio McDyess	81	613	7.6
98-99	Tom Gugliotta	43	381	8.9
99-00	Jason Kidd	67	483	7.2
00-01	Shawn Marion	79	628	10.7
01-02	Shawn Marion	81	803	9.9
02-03	Shawn Marion	81	773	9.5
03-04	Shawn Marion	79	737	9.3
04-05	Shawn Marion	81	915	11.3
05-06	Shawn Marion	81	959	11.8
06-07	Amar'e Stoudemire	82	786	9.6
07-08	Amar'e Stoudemire	79	719	9.1
08-09	Shaquille O'Neal	75	633	8.4
09-10	Amar'e Stoudemire	82	732	8.9
10-11	Marcin Gortat	55	513	9.3
11-12	Marcin Gortat	66	659	10.0

## Total Assists

Year	Name	Games	Assists	Avg.
68-69	Gail Goodrich	81	518	6.4
69-70	Gail Goodrich	81	605	7.5
70-71	Clem Haskins	82	383	4.7
71-72	Paul Silas	80	343	4.3
72-73	Charlie Scott	81	495	6.1
73-74	Neal Walk	82	331	4.0
74-75	Dennis Awtrey	81	342	4.2
75-76	Alvan Adams	80	450	5.6
76-77	Paul Westphal	81	459	5.7
77-78	Paul Westphal	80	437	5.5
78-79	Paul Westphal	81	529	6.5
79-80	Paul Westphal	82	416	5.1
80-81	Alvan Adams	75	344	4.6
81-82	Kyle Macy	82	384	4.7
82-83	Walter Davis	80	397	5.0
83-84	Walter Davis	78	429	5.5
84-85	Kyle Macy	65	380	5.8
85-86	Jay Humphries	82	526	6.4
86-87	Jay Humphries	82	632	7.7
87-88	Jeff Hornacek	82	540	6.6
88-89	Kevin Johnson	81	991	12.2
89-90	Kevin Johnson	74	846	11.4
90-91	Kevin Johnson	77	781	10.1
91-92	Kevin Johnson	78	836	10.7
92-93	Charles Barkley	76	385	5.1
93-94	Kevin Johnson	67	637	9.5
94-95	Elliot Perry	82	394	4.8
95-96	Kevin Johnson	56	517	9.2
96-97	Kevin Johnson	70	653	9.3
97-98	Jason Kidd	82	745	9.1
98-99	Jason Kidd	50	539	* 10.8
99-00	Jason Kidd	67	678	* 10.1
00-01	Jason Kidd	77	753	* 9.8
01-02	Stephon Marbury	82	666	8.1
02-03	Stephon Marbury	81	654	8.1
03-04	Joe Johnson	82	362	4.4
04-05	Steve Nash	75	861	* 11.5
05-06	Steve Nash	79	826	* 10.5
06-07	Steve Nash	76	884	* 11.6
07-08	Steve Nash	81	898	11.1
08-09	Steve Nash	74	717	9.7
09-10	Steve Nash	81	892	* 11.0
10-11	Steve Nash	75	855	* 11.4
11-12	Steve Nash	62	664	10.7

\* NBA leader

## Total Minutes

Year	Name	Games	Minutes	Avg.
68-69	Dick Van Arsdale	80	3388	42.4
69-70	Connie Hawkins	81	3312	40.9
70-71	Dick Van Arsdale	81	3157	39.0
71-72	Dick Van Arsdale	82	3096	37.8
72-73	Neal Walk	81	3114	38.4
73-74	Dick Van Arsdale	78	2832	36.3
74-75	Curtis Perry	79	2688	34.0
75-76	Paul Westphal	82	2960	36.1
76-77	Paul Westphal	81	2600	32.1
77-78	Walter Davis	81	2590	32.0
78-79	Paul Westphal	81	2641	32.6
79-80	Truck Robinson	82	2710	33.0
80-81	Truck Robinson	82	3088	37.7
81-82	Dennis Johnson	80	2936	36.7
82-83	Larry Nance	82	2914	35.5
83-84	Larry Nance	82	2899	35.4
84-85	Larry Nance	61	2202	36.1
85-86	Larry Nance	73	2484	34.0
86-87	Walter Davis	79	2646	33.5
87-88	Eddie Johnson	73	2177	29.8
88-89	Kevin Johnson	81	3179	39.2
89-90	Tom Chambers	81	3046	37.6
90-91	Kevin Johnson	77	2772	36.0
91-92	Jeff Hornacek	81	3078	38.0
92-93	Dan Majerle	82	3199	39.0
93-94	Dan Majerle	80	3207	40.1
94-95	Dan Majerle	82	3091	37.7
95-96	Michael Finley	82	3212	39.2
96-97	Kevin Johnson	70	2658	38.0
97-98	Jason Kidd	82	3118	38.0
98-99	Jason Kidd	50	2060	41.2
99-00	Clifford Robinson	80	2839	35.5
00-01	Jason Kidd	77	3065	39.8
01-02	Stephon Marbury	82	3187	38.9
02-03	Shawn Marion	81	3373	41.6
03-04	Joe Johnson	82	3331	40.6
04-05	Joe Johnson	82	3240	39.5
05-06	Shawn Marion	81	3263	40.3
06-07	Shawn Marion	80	3010	37.6
07-08	Steve Nash	81	2780	34.3
08-09	Steve Nash	74	2484	33.6
09-10	Amar'e Stoudemire	82	2838	34.6
10-11	Channing Frye	77	2541	33.0
11-12	Marcin Gortat	66	2114	32.0

# Single Season Records Breakdowns

## Records – Inter-Divisional

Year	Western	Eastern	Midwest	Northwest	Pacific	Southwest	Atlantic	Central	Southeast	Overall
68-69	8-30	8-36	-	-	-	-	-	-	-	16-66
69-70	24-16	15-27	-	-	-	-	-	-	-	39-43
70-71	25-19	23-15	9-9	-	16-10	-	9-10	14-5	-	48-34
71-72	24-20	25-13	7-11	-	17-9	-	15-4	10-9	-	49-33
72-73	22-28	16-16	8-16	-	14-12	-	8-8	8-8	-	38-44
73-74	16-34	14-18	5-19	-	11-15	-	4-12	10-6	-	30-52
74-75	19-27	13-23	7-9	-	12-18	-	5-11	8-12	-	32-50
75-76	26-20	16-20	11-9	-	15-11	-	4-12	12-8	-	42-40
76-77	16-24	18-24	11-13	-	5-11	-	9-10	9-14	-	34-48
77-78	24-16	25-17	16-8	-	8-8	-	12-7	13-10	-	49-33
78-79	21-19	29-13	10-10	-	11-9	-	12-7	17-6	-	50-32
79-80	42-18	13-9	23-7	-	19-11	-	5-5	8-4	-	55-27
80-81	44-16	13-9	22-7	-	22-9	-	4-6	9-3	-	57-25
81-82	32-28	14-8	18-12	-	14-16	-	5-5	9-3	-	46-36
82-83	42-18	11-11	21-9	-	21-9	-	3-7	8-4	-	53-29
83-84	33-27	8-14	17-13	-	16-14	-	4-6	4-8	-	41-41
84-85	27-33	9-13	12-18	-	15-15	-	4-6	5-7	-	36-46
85-86	25-35	7-15	9-21	-	16-14	-	2-8	5-7	-	32-50
86-87	28-32	8-14	14-16	-	14-16	-	3-7	5-7	-	36-46
87-88	22-39	6-15	11-19	-	11-20	-	4-6	2-9	-	28-54
88-89	41-17	14-10	18-6	-	23-11	-	10-2	4-8	-	55-27
89-90	38-18	16-10	18-10	-	20-8	-	9-3	7-7	-	54-28
90-91	35-21	20-6	18-10	-	17-11	-	9-3	11-3	-	55-27
91-92	34-20	19-9	17-7	-	17-13	-	11-3	8-6	-	53-29
92-93	40-14	22-6	19-5	-	21-9	-	12-2	10-4	-	62-20
93-94	37-17	19-9	18-6	-	19-11	-	11-3	8-6	-	56-26
94-95	39-15	20-8	16-8	-	23-7	-	11-3	9-5	-	59-23
95-96	23-29	18-12	14-13	-	9-16	-	10-4	8-8	-	41-41
96-97	27-25	13-17	14-14	-	13-11	-	6-8	7-9	-	40-42
97-98	37-15	19-11	19-8	-	18-7	-	9-5	10-6	-	56-26
98-99	26-18	1-5	17-8	-	9-10	-	0-1	1-4	-	27-23
99-00	30-22	23-7	15-13	-	15-9	-	11-3	12-4	-	53-29
00-01	30-22	21-9	18-10	-	12-12	-	7-7	14-2	-	51-31
01-02	24-28	12-18	12-16	-	12-12	-	4-10	8-8	-	36-46
02-03	26-26	18-12	14-14	-	12-12	-	8-6	10-6	-	44-38
03-04	16-36	13-17	7-21	-	9-15	-	7-7	6-10	-	29-53
04-05	38-14	24-6	-	15-3	12-4	11-7	9-1	7-3	8-2	62-20
05-06	32-20	22-8	-	12-6	10-6	10-8	8-2	6-4	8-2	54-28
06-07	36-16	25-5	-	12-6	11-5	13-5	9-1	8-2	8-2	61-21
07-08	31-21	24-6	-	12-6	10-6	9-9	8-3	8-1	8-2	55-27
08-09	30-22	16-14	-	12-6	11-5	7-11	5-5	5-5	6-4	46-36
09-10	35-17	19-11	-	11-7	12-4	12-6	9-1	5-5	5-5	54-28
10-11	23-29	17-13	-	9-9	9-7	5-13	6-4	7-3	4-6	40-42
11-12	23-25	10-8	-	6-9	9-5	8-11	2-3	5-2	3-3	33-33
TOT.	1271-1006	716-567	485-395	89-52	590-445	75-70	303-227	340-251	50-26	1987-1573
Win. %	.558	.558	.551	.631	.570	.517	.572	.575	.658	.558

## Records – Month by Month

Year	Oct.	Nov.	Dec.	Jan.	Feb.	Mar.	Apr.	Total
68-69	4-3	1-12	3-15	3-12	3-14	2-10	-	16-66
69-70	3-5	5-10	7-8	9-10	9-7	6-3	-	39-43
70-71	3-6	11-6	9-7	11-4	9-4	5-7	-	48-34
71-72	3-4	8-7	11-5	9-8	11-5	7-4	-	49-33
72-73	3-4	7-9	9-6	6-8	7-9	6-8	-	38-44
73-74	2-8	5-8	8-8	6-7	4-12	5-9	-	30-52
74-75	3-3	6-9	6-6	5-9	8-6	3-15	1-2	32-50
75-76	1-1	6-6	8-7	4-13	8-5	12-5	3-3	42-40
76-77	1-4	5-5	8-7	8-9	4-9	4-12	4-2	34-48
77-78	3-3	8-4	10-6	12-2	5-8	9-7	2-3	49-33
78-79	7-3	10-4	7-7	7-6	6-6	10-4	3-2	50-32
79-80	7-4	9-5	10-5	9-5	8-5	12-3	-	55-27
80-81	9-1	13-3	10-5	9-7	8-4	8-5	-	57-25
81-82	0-2	8-3	9-7	7-5	7-7	9-8	6-4	46-36
82-83	1-1	10-5	8-6	8-8	8-4	10-4	8-1	53-29
83-84	0-1	5-11	10-4	4-8	8-9	8-8	6-0	41-41
84-85	3-0	7-8	7-7	5-10	6-7	4-11	4-3	36-46
85-86	0-3	3-12	7-4	7-9	6-7	6-9	3-6	32-50
86-87	1-0	5-9	7-8	6-10	3-8	4-10	10-1	36-46
87-88	0-0	4-6	6-9	3-12	4-10	6-9	5-8	28-54
88-89	0-0	6-7	10-4	10-4	8-5	12-6	9-1	55-27
89-90	0-0	5-6	7-7	13-3	11-1	12-6	6-5	54-28
90-91	0-0	8-4	10-5	10-5	8-5	13-3	6-5	55-27
91-92	0-0	8-9	11-1	10-6	7-6	12-3	5-4	53-29
92-93	0-0	7-4	14-0	10-4	9-4	13-3	9-5	62-20
93-94	0-0	8-3	13-2	7-8	8-4	10-6	10-3	56-26
94-95	0-0	10-4	11-3	13-2	8-5	9-6	8-3	59-23
95-96	0-0	6-7	7-7	6-9	9-4	8-8	5-6	41-41
96-97	0-0	1-14	9-5	5-11	6-6	12-3	7-3	40-42
97-98	1-0	8-3	9-6	11-5	9-4	10-7	8-1	56-26
98-99	-	-	-	-	8-5	7-11	12-7*	27-23
99-00	0-0	10-4	8-7	7-7	10-3	12-4	6-4	53-29
00-01	0-1	10-3	8-6	8-8	8-4	10-5	7-4	51-31
01-02	0-1	10-6	8-6	4-10	6-7	6-9	2-7	36-46
02-03	0-1	8-6	11-5	8-9	4-6	7-8	6-3	44-38
03-04	1-1	6-7	5-12	5-12	3-9	6-8	3-4	29-53
04-05	-	12-2	13-2	11-6	7-4	11-3	8-3	62-20
05-06	-	8-5	11-5	10-6	9-1	11-6	5-5	54-28
06-07	0-1	8-5	13-2	15-1	8-5	10-4	7-3	61-21
07-08	-	12-4	10-5	11-5	6-5	11-5	5-3	55-27
08-09	1-1	10-6	7-5	7-8	8-5	7-9	6-2	46-36
09-10	2-0	12-3	7-9	7-9	9-3	12-2	5-2	54-28
10-11	1-2	7-7	6-8	8-7	9-3	5-11	4-4	40-42
11-12	-	-	1-3	6-10	7-7	11-6	8-7	33-33
TOTALS	60-64	316-261	369-252	340-317	317-257	373-293	212-129	1987-1573
Win. %	.484	.548	.594	.518	.552	.560	.622	.558

\* includes 2-1 in May during regular season

Records – Day by Day

Year	Mon.	Tues.	Wed.	Thur.	Fri.	Sat.	Sun.	Total
68-69	0-5	2-10	4-8	2-7	2-13	2-10	4-13	16-66
69-70	0-0	5-11	1-4	9-3	8-8	7-6	9-11	39-43
70-71	2-1	4-7	6-4	5-3	11-6	11-7	9-6	48-34
71-72	0-0	10-5	6-5	6-3	9-6	10-9	8-5	49-33
72-73	2-1	2-11	8-6	4-3	8-7	9-7	5-9	38-44
73-74	0-1	2-13	5-9	5-3	4-13	7-6	7-7	30-52
74-75	0-1	4-8	10-5	4-5	5-12	7-9	2-10	32-50
75-76	0-0	6-6	5-7	7-5	7-7	9-9	8-6	42-40
76-77	1-0	3-9	7-7	6-5	5-12	4-9	8-6	34-48
77-78	0-2	10-6	5-6	8-3	9-9	7-3	10-4	49-33
78-79	0-0	7-4	12-4	6-1	11-9	6-8	8-6	50-32
79-80	0-0	6-7	14-6	4-0	13-4	5-5	13-5	55-27
80-81	2-0	11-4	10-7	3-2	13-5	5-2	13-5	57-25
81-82	1-0	9-6	9-8	7-3	10-5	7-8	3-6	46-36
82-83	0-0	13-5	6-5	8-6	10-2	9-6	7-5	53-29
83-84	1-0	8-11	5-8	10-2	6-8	6-8	5-4	41-41
84-85	0-4	6-12	5-5	8-3	5-8	6-11	6-3	36-46
85-86	3-3	3-11	10-7	2-5	6-12	6-8	2-4	32-50
86-87	2-4	9-8	5-8	4-3	6-11	9-11	1-1	36-46
87-88	3-5	6-7	7-10	3-4	1-13	6-11	2-4	28-54
88-89	8-3	8-4	8-4	7-1	14-5	10-8	0-2	55-27
89-90	4-2	11-4	6-6	7-2	14-5	9-5	3-4	54-28
90-91	4-1	13-3	11-4	5-1	10-9	9-7	3-2	55-27
91-92	4-1	7-7	9-5	5-2	12-7	11-5	5-2	53-29
92-93	2-3	11-4	13-1	7-1	15-1	8-5	6-5	62-20
93-94	5-1	8-8	9-2	6-5	10-5	10-2	8-3	56-26
94-95	5-1	11-5	11-2	6-2	10-7	7-2	9-4	59-23
95-96	1-4	10-6	7-7	4-2	9-11	3-4	7-7	41-41
96-97	4-4	4-9	8-7	4-6	8-6	5-5	7-5	40-42
97-98	6-2	13-7	5-4	4-4	15-1	6-3	7-5	56-26
98-99	4-2	3-3	7-4	3-2	2-7	3-3	5-2	27-23
99-00	5-2	13-7	9-1	6-2	7-8	4-6	9-3	53-29
00-01	3-1	7-6	14-4	6-4	5-7	8-4	8-5	51-31
01-02	3-0	6-9	7-8	5-5	6-9	6-9	3-6	36-46
02-03	5-8	4-6	9-8	2-0	15-3	5-5	4-8	44-38
03-04	6-4	4-9	4-10	3-2	6-12	3-10	3-6	29-53
04-05	7-1	11-2	14-4	2-1	8-8	8-3	12-1	62-20
05-06	4-4	6-6	13-3	7-2	13-3	9-3	2-7	54-28
06-07	6-2	11-2	11-3	4-4	15-4	4-4	10-2	61-21
07-08	5-3	11-3	7-10	7-2	11-3	7-4	7-2	55-27
08-09	7-3	7-2	9-8	0-10	8-6	8-2	7-5	46-36
09-10	6-3	9-3	12-6	1-4	11-5	4-5	11-2	54-28
10-11	6-4	2-6	8-10	3-4	13-7	0-2	8-9	40-42
11-12	5-5	2-7	4-10	4-2	7-5	5-3	6-1	33-33
TOTALS	132-91	318-289	355-260	219-139	393-314	290-262	280-218	1987-1573
Win. %	.592	.524	.577	.612	.556	.525	.562	.558



## Records – Home, Away, Neutral

Year	REGULAR SEASON				PLAYOFFS		
	Home	Away	Neutral	Totals	Home	Away	Totals
68-69	11-26	4-27	1-13	16-66	-	-	-
69-70	22-15	12-25	5-3	39-43	2-1	1-3	3-4
70-71	27-14	19-20	2-0	48-34	-	-	-
71-72	30-11	19-20	0-2	49-33	-	-	-
72-73	22-19	15-25	1-0	38-44	-	-	-
73-74	24-17	6-34	0-1	30-52	-	-	-
74-75	22-19	10-31	-	32-50	-	-	-
75-76	27-14	15-26	-	42-40	7-2	3-7	10-9
76-77	26-15	8-33	-	34-48	-	-	-
77-78	34-7	15-26	-	49-33	0-1	0-1	0-2
78-79	32-9	18-23	-	50-32	7-1	2-5	9-6
79-80	36-5	19-22	-	55-27	2-1	1-4	3-5
80-81	36-5	21-20	-	57-25	2-2	1-2	3-4
81-82	31-10	15-26	-	46-36	1-2	1-3	2-5
82-83	32-9	21-20	-	53-29	1-1	0-1	1-2
83-84	31-10	10-31	-	41-41	5-3	4-5	9-8
84-85	26-15	10-31	-	36-46	0-1	0-2	0-3
85-86	23-18	9-32	-	32-50	-	-	-
86-87	26-15	10-31	-	36-46	-	-	-
87-88	22-19	6-35	-	28-54	-	-	-
88-89	35-6	20-21	-	55-27	4-3	3-2	7-5
89-90	32-9	22-19	-	54-28	5-2	4-5	9-7
90-91	31-9	23-17	1-1	55-27	1-1	0-2	1-3
91-92	36-5	17-24	-	53-29	3-1	1-3	4-4
92-93*	35-6	27-14	-	62-20	7-6	6-5	13-11
93-94	36-5	20-21	-	56-26	3-2	3-2	6-4
94-95	32-9	27-14	-	59-23	4-2	2-2	6-4
95-96	25-16	16-25	-	41-41	1-1	0-2	1-3
96-97	25-16	15-26	-	40-42	1-1	1-2	2-3
97-98	30-11	26-15	-	56-26	1-1	0-2	1-3
98-99	15-10	12-13	-	27-23	0-1	0-2	0-3
99-00	32-9	21-20	-	53-29	3-1	1-4	4-5
00-01	31-10	20-21	-	51-31	0-2	1-1	1-3
01-02	23-18	13-28	-	36-46	-	-	-
02-03	30-11	14-27	-	44-38	1-2	1-2	2-4
03-04	18-23	11-30	-	29-53	-	-	-
04-05	31-10	31-10	-	62-20	4-4	5-2	9-6
05-06	31-10	23-18	-	54-28	7-4	3-6	10-10
06-07	33-8	28-13	-	61-21	4-2	2-3	6-5
07-08	30-11	25-16	-	55-27	1-1	0-3	1-4
08-09	28-13	18-23	-	46-36	-	-	-
09-10	32-9	22-19	-	54-28	6-2	4-4	10-6
10-11	23-18	17-24	-	40-42	-	-	-
11-12	19-14	14-19	-	33-33	-	-	-
TOTALS	1233-538	744-1015	10-20	1987-1573	83-54	50-87	133-141
Win. %	.696	.423	.333	.558	.606	.365	.485

\* Suns started playing in US Airways Center (previously known as America West Arena) in 1992-93 season (559-237, .702); The arena name change date was January 6, 2006

# Streaks and Extremes

## Suns Streaks

<b>Longest regular season winning streak</b>	17	12/29/06 to 1/28/07
<b>Longest single season winning streak</b>	17	12/29/06 to 1/28/07
<b>Longest losing streak</b>	13	11/1/96 to 11/26/96
<b>Longest winning streak on road</b>	9	12/31/06 to 1/28/07 2/2/05 to 3/23/05 3/31/98 to 2/15/99# 12/27/94 to 1/27/95
<b>Longest losing streak on road*</b>	18	1/4/74 to 3/15/74
<b>Longest winning streak at Coliseum</b>	21	3/2/79 to 11/30/80#
<b>Longest single season winning streak at USAC</b>	19	11/25/92 to 2/26/93
<b>Longest home winning streak (non-single season)</b>	25	3/19/93 to 12/26/94#
<b>Longest losing streak at USAC</b>	7	4/19/96 to 11/24/96#
<b>Longest losing streak at home</b>	7	4/19/96 to 11/24/96#

\* Includes neutral court game with Suns designated as visiting team

# Over two seasons

## Suns All-Time Longest Regular Season Winning Streaks

17	12/29/06	thru	1/28/07
15	11/20/06	thru	12/19/06
14	12/1/92	thru	12/30/92
11	2/8/06	thru	3/6/06
11	12/5/04	thru	12/26/04
11	3/20/97	thru	4/10/97
11	3/23/93	thru	4/11/93
10	1/9/90	thru	1/25/90
10	3/27/98	thru	4/15/98

## Suns Largest Margins Of Victory

(+)	Opponent	Score	Date
55	vs. Sacramento	140-85	4/17/89
48	vs. Sacramento	129-81	2/2/09
46	vs. L.A. Clippers	114-68	2/2/00
46	vs. San Antonio	137-91	4/15/89
45	vs. Portland	130-85	12/6/05
44	at Atlanta	118-74	3/30/00

## Suns Largest Margins Of Victory At USAC

(+)	Opponent	Score	Date
48	vs. Sacramento	129-81	2/2/09
46	vs. L.A. Clippers	114-68	2/2/00
45	vs. Portland	130-85	12/6/05
41	vs. Denver	129-88	12/27/92
40	vs. L.A. Clippers	140-100	2/17/09
39	vs. New Jersey	129-90	11/27/99
38	vs. Minnesota	152-114	3/16/10
37	vs. N.O./Okla. City	115-78	4/17/06

## Suns Largest Margins Of Defeat

(-)	Opponent	Score	Date
44	at Seattle	107-151	4/2/88
41	at Atlanta	98-139	3/10/71
38	at Portland	71-109	1/27/12
	at New Jersey	72-110	3/27/06
37	vs. L.A. Lakers	78-115	12/28/00
	at L.A. Lakers	118-155	1/2/87
	vs. L.A. Lakers	107-144	10/31/85
	at Kansas City	85-122	10/21/79
35	vs. New York	104-139	3/21/69

## Suns Top Defensive Performances

4/1/03	vs. Denver	95-65
3/6/75	vs. Chicago	88-65
2/22/00	vs. Denver	86-67
2/2/00	vs. L.A. Clippers	114-68
1/20/98	@ Golden State	87-69
1/20/12	@ Boston	79-71
1/28/11	vs. Boston	88-71
2/12/02	@ Detroit	99-71
3/23/01	vs. Philadelphia	84-71
4/25/99	vs. Houston	95-71
1/30/98	@ Miami	74-71
11/13/02	@ Denver	75-72
2/21/02	@ Memphis	78-72
11/21/02	vs. New York	96-72
1/24/01	@ Detroit	106-73
2/18/00	vs. Atlanta	85-73

11/9/04	@ Chicago	94-74
3/3/04	vs. New Jersey	87-74
11/1/02	vs. Cleveland	78-74
1/12/02	vs. Miami	108-74
11/24/00	vs. Golden State	80-74
3/30/00	@ Atlanta	118-74
11/7/99	vs. San Antonio	77-74
4/1/12	vs. New Orleans	92-75
1/22/11	@ Detroit	74-75
12/31/10	vs. Detroit	92-75
2/16/06	vs. Houston	109-75
11/27/02	vs. New Jersey	82-75
11/8/02	vs. Portland	86-75
12/18/97	@ Dallas	89-75
10/25/80	@ Seattle	100-75

The Suns are **69-1** in team history when holding the opponent below 80 points (lone loss: 1/22/11 at Detroit).

# Suns Honor Roll

## Most Valuable Player

1992-93	Charles Barkley
2004-05	Steve Nash
2005-06	Steve Nash

## All-NBA

1969-70	Connie Hawkins
1976-77	Paul Westphal
1977-78	Paul Westphal (2nd Team) Walter Davis (2nd Team)
1978-79	Paul Westphal Walter Davis (2nd Team)
1979-80	Paul Westphal
1980-81	Dennis Johnson
1988-89	Tom Chambers (2nd Team) Kevin Johnson (2nd Team)
1989-90	Tom Chambers (2nd Team) Kevin Johnson (2nd Team)
1990-91	Kevin Johnson (2nd Team)
1991-92	Kevin Johnson (3rd Team)
1992-93	Charles Barkley
1993-94	Charles Barkley (2nd Team) Kevin Johnson (2nd Team)
1994-95	Charles Barkley (2nd Team)
1995-96	Charles Barkley (3rd Team)
1998-99	Jason Kidd
1999-00	Jason Kidd
2000-01	Jason Kidd
2002-03	Stephon Marbury (3rd Team)
2004-05	Steve Nash Amar'e Stoudemire (2nd Team) Shawn Marion (3rd Team)
2005-06	Steve Nash Shawn Marion (3rd Team)
2006-07	Steve Nash Amar'e Stoudemire
2007-08	Steve Nash (2nd Team) Amar'e Stoudemire (2nd Team)
2008-09	Shaquille O'Neal (3rd Team)
2009-10	Steve Nash (2nd Team) Amar'e Stoudemire (2nd Team)

## Rookie of the Year

1975-76	Alvan Adams
1977-78	Walter Davis
2002-03	Amar'e Stoudemire

## All-Rookie

1968-69	Gary Gregor
1973-74	Mike Bantom
1975-76	Alvan Adams
1976-77	Ron Lee
1977-78	Walter Davis
1987-88	Armon Gilliam
1992-93	Richard Dumas (2nd Team)
1994-95	Wesley Person (2nd Team)
1995-96	Michael Finley
1999-00	Shawn Marion (2nd Team)
2001-02	Joe Johnson (2nd Team)
2002-03	Amar'e Stoudemire

## All-Defensive

1970-71	Paul Silas (2nd Team)
1971-72	Paul Silas (2nd Team)
1973-74	Dick Van Arsdale (2nd Team)
1977-78	Don Buse
1978-79	Don Buse
1979-80	Don Buse
1980-81	Dennis Johnson
1981-82	Dennis Johnson
1982-83	Dennis Johnson
1990-91	Dan Majerle (2nd Team)
1992-93	Dan Majerle (2nd Team)
1998-99	Jason Kidd
1999-00	Jason Kidd (2nd Team) Clifford Robinson (2nd Team)
2000-01	Jason Kidd
2006-07	Raja Bell
2007-08	Raja Bell (2nd Team)

## Most Improved Player

1988-89	Kevin Johnson
2005-06	Boris Diaw

## Sixth Man Award

1988-89	Eddie Johnson
1997-98	Danny Manning
1999-00	Rodney Rogers
2006-07	Leandro Barbosa

## J. Walter Kennedy PBWAA Citizenship Award

1990-91	Kevin Johnson
2006-07	Steve Nash

## Coach of the Year

1988-89	Cotton Fitzsimmons
2004-05	Mike D'Antoni

## Executive of the Year

1976	Jerry Colangelo
1981	Jerry Colangelo
1989	Jerry Colangelo
1993	Jerry Colangelo
2005	Bryan Colangelo

## Joe Dumars Sportsmanship Award

2007-08	Grant Hill
2009-10	Grant Hill

## Dan Majerle Hustle Award

2003	Bo Outlaw
2004	Casey Jacobsen
2005	Shawn Marion
2006	Raja Bell
2007	Leandro Barbosa
2008	Grant Hill
2009	Louis Amundson
<b>2010</b>	<b>Jared Dudley</b>
2011	Grant Hill
<b>2012</b>	<b>Sebastian Telfair</b>

## All-Stars

1969	Dick Van Arsdale Gail Goodrich	1981	Walter Davis (s) Truck Robinson Dennis Johnson	1996	Charles Barkley (s)
1970	Dick Van Arsdale Connie Hawkins (s)	1982	Dennis Johnson	1998	Jason Kidd
1971	Connie Hawkins (s) Dick Van Arsdale	1983	Maurice Lucas (s)	2000	Jason Kidd (s)
1972	Connie Hawkins Paul Silas	1984	Walter Davis	2001	Jason Kidd (s)
1973	Connie Hawkins Charlie Scott	1985	Larry Nance	2003	Shawn Marion Stephon Marbury
1974	Charlie Scott	1987	Walter Davis	2005	Steve Nash Amar'e Stoudemire Shawn Marion
1975	Charlie Scott	1989	Tom Chambers	2006	Steve Nash (s) Shawn Marion
1976	Alvan Adams	1990	Tom Chambers Kevin Johnson	2007	Steve Nash (inj) Amar'e Stoudemire Shawn Marion
1977	Paul Westphal (s)	1991	Tom Chambers Kevin Johnson (s)	2008	Steve Nash Amar'e Stoudemire
1978	Paul Westphal (s) Walter Davis	1992	Dan Majerle Jeff Hornacek	2009	Amar'e Stoudemire (s) Shaquille O'Neal
1979	Paul Westphal (s) Walter Davis	1993	Dan Majerle Charles Barkley (s)	2010	Steve Nash (s) Amar'e Stoudemire (s)
1980	Paul Westphal Walter Davis	1994	Kevin Johnson Charles Barkley (s, inj)	2012	Steve Nash
		1995	Dan Majerle (s) Charles Barkley (s)		

(s) denotes starter (inj) denotes injury



# Coaches and Records

Year	Coach	Reg. Season	Playoffs
68-69	Johnny Kerr	16-66	—
69-70	Johnny Kerr	15-23	—
	Jerry Colangelo	24-20	3-4
70-71	Cotton Fitzsimmons	48-34	—
71-72	Cotton Fitzsimmons	49-33	—
72-73	Bill van Breda Kolff	3-4	—
	Jerry Colangelo	35-40	—
73-74	John MacLeod	30-52	—
74-75	John MacLeod	32-50	—
75-76	John MacLeod	42-40	10-9
76-77	John MacLeod	34-48	—
77-78	John MacLeod	49-33	0-2
78-79	John MacLeod	50-32	9-6
79-80	John MacLeod	55-27	3-5
80-81	John MacLeod	57-25	3-4
81-82	John MacLeod	46-36	2-5
82-83	John MacLeod	53-29	1-2
83-84	John MacLeod	41-41	9-8
84-85	John MacLeod	36-46	0-3
85-86	John MacLeod	32-50	—
86-87	John MacLeod	22-34	—
	Dick Van Arsdale	14-12	—
87-88	John Wetzel	28-54	—
88-89	Cotton Fitzsimmons	55-27	7-5
89-90	Cotton Fitzsimmons	54-28	9-7
90-91	Cotton Fitzsimmons	55-27	1-3

Year	Coach	Reg. Season	Playoffs
91-92	Cotton Fitzsimmons	53-29	4-4
92-93	Paul Westphal	62-20	13-11
93-94	Paul Westphal	56-26	6-4
94-95	Paul Westphal	59-23	6-4
95-96	Paul Westphal	14-19	—
	Cotton Fitzsimmons	27-22	1-3
96-97	Cotton Fitzsimmons	0-8	—
	Danny Ainge	40-34	2-3
97-98	Danny Ainge	56-26	1-3
98-99	Danny Ainge	27-23	0-3
99-00	Danny Ainge	13-7	—
	Scott Skiles	40-22	4-5
00-01	Scott Skiles	51-31	1-3
01-02	Scott Skiles	25-26	—
	Frank Johnson	11-20	—
02-03	Frank Johnson	44-38	2-4
03-04	Frank Johnson	8-13	—
	Mike D'Antoni	21-40	—
04-05	Mike D'Antoni	62-20	9-6
05-06	Mike D'Antoni	54-28	10-10
06-07	Mike D'Antoni	61-21	6-5
07-08	Mike D'Antoni	55-27	1-4
08-09	Terry Porter	28-23	—
	Alvin Gentry	18-13	—
09-10	Alvin Gentry	54-28	10-6
10-11	Alvin Gentry	40-42	—
11-12	Alvin Gentry	33-33	—

TOTALS

1987-1573 133-141

## Suns Cumulative Coaching Records

Coach	Years	Record	Pct.	Playoffs	Pct.
Johnny Kerr	1968-70	31-89	.258	-	-
Jerry Colangelo	1970, 1972-73	59-60	.496	3-4	.429
John MacLeod	1973-87	579-543	.516	37-49	.430
Cotton Fitzsimmons	1970-72, 1988-92, 1996	341-208	.621	22-22	.500
Paul Westphal	1992-96	191-88	.685	25-19	.568
Danny Ainge	1996-99	136-90	.602	3-9	.250
Scott Skiles	1999-02	116-79	.595	5-8	.385
Frank Johnson	2002-04	63-71	.470	2-4	.333
Mike D'Antoni	2003-08	253-136	.650	26-25	.510
Alvin Gentry	2009-12	145-116	.556	10-6	.625

## Home Attendance Records

Year	G	Reg. Season	Avg.	G	Playoffs	Avg.	Total	Avg.
68-69	37	160,565	4,340	—	—	—	160,565	4,340
69-70	37	281,821	7,617	3	37,066	12,355	318,887	7,972
70-71	41	332,945	8,120	—	—	—	332,945	8,120
71-72	41	342,922	8,364	—	—	—	342,922	8,364
72-73	41	342,117	8,344	—	—	—	342,117	8,344
73-74	41	284,324	6,934	—	—	—	284,324	6,934
74-75	41	253,103	6,173	—	—	—	253,103	6,173
75-76	41	295,293	7,202	9	117,176	13,020	412,469	8,249
76-77	41	411,294	10,032	—	—	—	411,294	10,032
77-78	41	470,009	11,464	1	12,161	12,161	482,170	11,480
78-79	41	465,010	11,342	8	102,921	12,865	567,931	11,590
79-80	41	480,659	11,723	4	49,286	12,322	529,945	11,777
80-81	41	482,693	11,773	4	50,640	12,660	533,333	11,852
81-82	41	487,215	11,883	3	39,390	13,130	526,605	11,968
82-83	41	465,603	11,356	2	26,561	13,281	492,164	11,446
83-84	41	445,703	10,871	8	114,151	14,269	559,854	11,426
84-85	41	493,446	12,035	1	8,741	8,741	502,187	11,957
85-86	41	455,969	11,121	—	—	—	455,969	11,121
86-87	41	471,172	11,492	—	—	—	471,172	11,492
87-88	41	461,293	11,251	—	—	—	461,293	11,251
88-89	41	511,076	12,465	7	101,297	14,471	612,373	12,758
89-90	41	578,661	14,114	7	101,409	14,487	680,070	14,168
90-91	41	589,591	14,380	2	28,974	14,487	618,565	14,385
91-92	41	594,336	14,496	4	57,984	14,496	652,320	14,496
92-93	41	779,943	19,023	13	247,299	19,023	1,027,242	19,023
93-94	41	779,943	19,023	5	95,115	19,023	875,058	19,023
94-95	41	779,943	19,023	6	114,138	19,023	894,081	19,023
95-96	41	779,943	19,023	2	38,046	19,023	817,989	19,023
96-97	41	779,943	19,023	2	38,046	19,023	817,989	19,023
97-98	41	779,943	19,023	2	38,046	19,023	817,989	19,023
98-99	25	472,283	18,891	1	17,306	17,306	489,589	18,830
99-00	41	773,115	18,856	4	76,092	19,023	849,207	18,871
00-01	41	737,586	17,990	2	37,859	18,930	775,445	18,037
01-02	41	668,939	16,316	—	—	—	668,939	16,316
02-03	41	666,559	16,188	3	56,692	18,897	723,251	16,438
03-04	41	670,385	16,351	—	—	—	670,385	16,351
04-05	41	726,066	17,709	8	147,376	18,422	873,442	17,825
05-06	41	730,179	17,809	11	202,642	18,422	932,821	17,939
06-07	41	755,302	18,422	6	110,532	18,422	865,834	18,422
07-08	41	755,302	18,422	2	36,844	18,422	792,146	18,422
08-09	41	755,302	18,422	—	—	—	755,302	18,422
09-10	41	723,582	17,648	8	147,376	18,422	870,958	17,775
10-11	41	720,249	17,567	—	—	—	720,249	17,567
11-12	33	514,718	15,598	—	—	—	514,718	15,598
Totals	1772	24,506,045	13,830	137	2,251,166	16,432	26,757,211	14,016

## Road Attendance Records

Year	G	Reg. Season	Avg.	G	Playoffs	Avg.	Total	Avg.
68-69	45	292,862	6,508	—	—	—	292,862	6,508
69-70	45	331,767	7,373	4	67,541	16,885	399,308	8,149
70-71	41	318,824	7,776	—	—	—	318,824	7,776
71-72	41	347,949	8,487	—	—	—	347,949	8,486
72-73	41	349,290	8,519	—	—	—	349,290	8,519
73-74	41	324,082	7,904	—	—	—	324,082	7,904
74-75	41	353,825	8,630	—	—	—	353,825	8,630
75-76	41	375,304	9,154	10	138,236	13,824	513,540	10,069
76-77	41	414,942	10,120	—	—	—	414,942	10,120
77-78	41	432,399	10,546	1	10,938	10,938	443,337	10,556
78-79	41	436,269	10,640	7	152,058	21,723	588,327	12,257
79-80	41	465,730	11,359	4	57,320	14,330	523,050	11,623
80-81	41	417,996	10,195	3	40,097	13,366	458,093	10,411
81-82	41	450,670	10,991	4	63,922	15,981	514,592	11,695
82-83	41	387,205	9,444	1	15,903	15,903	403,108	9,976
83-84	41	399,220	9,737	9	121,901	13,545	521,121	10,422
84-85	41	402,467	9,816	2	30,808	15,404	433,275	10,076
85-86	41	450,179	10,980	—	—	—	450,179	10,980
86-87	41	444,434	10,840	—	—	—	444,434	10,840
87-88	41	489,543	11,940	—	—	—	489,543	11,940
88-89	41	607,712	14,822	5	77,720	15,544	685,432	14,901
89-90	41	651,737	15,896	9	129,015	14,335	780,752	15,615
90-91	41	618,124	15,076	2	25,232	12,616	643,356	14,962
91-92	41	632,459	15,426	4	53,517	13,379	685,976	15,244
92-93	41	688,100	16,783	11	183,645	16,695	871,745	13,208
93-94	41	723,474	17,646	5	79,931	15,986	951,676	12,359
94-95	41	735,566	17,941	4	62,721	15,680	866,126	12,203
95-96	41	744,600	18,161	2	36,052	18,026	780,650	18,155
96-97	41	676,654	16,504	3	51,216	17,072	727,870	16,543
97-98	41	617,112	15,051	2	48,014	24,007	665,126	15,468
98-99	25	392,951	15,718	2	40,628	20,314	413,265	15,306
99-00	41	701,400	17,107	5	99,524	19,905	800,924	17,411
00-01	41	703,476	17,158	2	34,364	17,317	737,840	17,159
01-02	41	687,388	16,766	—	—	—	687,388	16,766
02-03	41	669,069	16,319	3	57,651	19,217	726,720	16,516
03-04	41	674,937	16,462	—	—	—	674,937	16,462
04-05	41	720,410	17,571	7	135,661	19,380	856,071	17,835
05-06	41	725,482	17,695	9	179,450	19,939	904,932	18,099
06-07	41	760,182	18,541	5	94,385	18,877	854,567	18,576
07-08	41	739,907	18,047	3	56,391	18,797	796,298	18,098
08-09	41	743,012	18,122	—	—	—	743,012	18,122
09-10	41	712,438	17,377	8	154,888	19,361	867,326	17,701
10-11	41	715,961	17,462	—	—	—	715,961	17,462
11-12	33	587,617	17,807	—	—	—	587,617	17,807
Totals	1788	24,114,725	13,487	136	2,298,729	16,902	26,413,454	13,728



 **U.S AIRWAYS CENTER**



# HISTORY

## Celebrating 44 Years of Suns Basketball ...

The Phoenix Suns have long been regarded as one of the most successful NBA franchises on and off the court. Since entering the league in 1968, the Suns own a .559 (1954-1540) winning percentage, the fourth-best mark all-time in the NBA (entering 2011-12). That record trails only the Los Angeles Lakers (.620, 3084-1891), San Antonio Spurs (.604, 1714-1124) and Boston Celtics (.595, 3028-2057) and includes appearances in the postseason in 29 of the team's 43 seasons, and 19 of the past 23 seasons (since 1988-89). Phoenix has reached the NBA Finals twice (1976 and 1993).

On June 30, 2004, Robert Sarver, a banking and real estate executive, purchased the club from Jerry Colangelo after Colangelo set into motion a plan to ensure the team's legacy by seeking out a new owner who shared his vision and commitment to both the game of basketball and community. In the seven seasons since Sarver, an Arizona native, took ownership of the Suns, Phoenix has won 50 or more games five times and enjoyed the winningest four-year period in the franchise's proud history from 2004-08 (232 victories). The span includes two 60-plus win seasons (franchise-record tying 62 in 2004-05 and 61 in 2006-07) and three Pacific Division titles. Over the last seven seasons, the Suns have compiled a 372-202 (.648) regular season record, which trails only the San Antonio Spurs (401-173, .699) and Dallas Mavericks (398-176, .693) for the NBA's best record in that stretch.



Dick Van Arsdale scores the first basket in Suns history on a feed from Dick Snyder as they defeated Seattle 116-107 in the first regular season game at the Coliseum.

## The Beginning Of A Franchise...

On January 22, 1968, the NBA Board of Governors awarded a franchise to Phoenix. The new team's leadership came from owners Richard Bloch of Los Angeles along with Donald Pitt and Donald Diamond of Tucson. They brought together a group of investors that included entertainers Henry Mancini, Tony Curtis, Ed Ames, Andy Williams and Bobby Gentry.

Jerry Colangelo, former Illinois basketball star and member of the Chicago Bulls' organization, was selected as the club's first general manager at age 28. Colangelo has been with the club since its inception. One of Colangelo's first moves was naming Johnny "Red" Kerr as the franchise's first head coach. The name "Suns" was chosen through a contest (28,000 entries submitted). Since several entries were marked "Suns," a drawing was held and Selinda King of Phoenix was selected as the person who officially named the new franchise.

In the May 6, 1968 Expansion Draft, forward Dick Van Arsdale, who was left unprotected by the New York Knicks, became "The Original Sun." Van Arsdale scored 12,060 points as a Sun, and would later have his jersey (5) retired.

The Suns played their first game October 18, 1968, and defeated Seattle, 116-107, before 7,112 fans at Veterans Memorial Coliseum. However, Phoenix finished its first season at 16-66. In a coin flip between the Eastern and Western Conference teams with the poorest records (Milwaukee and Phoenix), the Suns called "heads" as the coin came up "tails." Milwaukee claimed Lew Alcindor, later known as Kareem Abdul-Jabbar, and captured the NBA title two years later.

Success, however, came more quickly than skeptics first thought when the Suns won a second coin flip and the rights to ABA star Connie Hawkins.

The Suns made the playoffs in their second season, battling the L.A. Lakers to the seven-game limit in the conference semifinals. With the emergence of eventual four-time All-Star and NBA Hall of Famer Hawkins, and the club's impressive playoff performance, the Suns had arrived on the NBA map.

## The Greatest Game Ever Played...

Things brightened when the 1975-76 club, headed by coach John MacLeod, Rookie of the Year Alvan Adams and Paul Westphal, parlayed a 42-40 record and wild card playoff berth into the Western Conference title and a trip to the NBA Finals against Boston. Game Five of that series has been



called “the greatest game ever played,” as Boston won 128-126 in a triple-overtime thriller. The Celtics eventually captured the title, 4-2, but the “Sunderella” Suns demonstrated that they had come a long way in just eight seasons.

## Phoenix Rising...

On October 14, 1987, Colangelo led a group of Phoenix-area investors that purchased the team for \$44.5 million. He was then named president and chief executive officer.

Cotton Fitzsimmons began his second stint with the Suns head coach prior to the 1988-89 season and engineered one of the biggest turnarounds in NBA history. On February 25, 1988, the Suns traded All-Star Larry Nance to Cleveland with Mike Sanders and a first-round pick for Kevin Johnson, Mark West, Tyrone Corbin and first- and second-round picks. On July 5, 1988, the Suns made NBA history by signing the league’s first unrestricted free agent, Tom Chambers.

A revamped 1988-89 Suns squad had just one holdover player, Jeff Hornacek, remaining from two seasons before. The Suns finished 55-27 and were the NBA’s top scoring team. For the first time in NBA history, a team won four postseason awards: Coach of the Year (Fitzsimmons), Most Improved Player (KJ), Sixth Man (Eddie Johnson) and Executive of the Year (Colangelo).

During 1988-89, Colangelo moved ahead with plans for a new downtown arena that the Suns could call home. In a unique partnership with the city of Phoenix, the \$89 million America West Arena (later renamed US Airways Center) was born. Construction of the arena began during the summer of 1990. The arena then underwent a \$70 million expansion and improvement project that was completed in 2004 and remains a state-of-the-art facility.



Danny Ainge and Michael Jordan faced off in the 1993 NBA Finals. Chicago defeated the Suns 4-2 in an exciting series.

## A New Era Of Basketball...

Celebrating their 25th year in the NBA, the Suns rocked the basketball world with a blockbuster trade. On June 17, 1992, the team acquired Charles Barkley from Philadelphia for Hornacek, Tim Perry, and Andrew Lang. On November 7, 1992, the Suns opened their new home, America West Arena (now US Airways Center), with a new head coach in Westphal, a new logo, and new uniforms.

The 1992-93 club finished the season with a club-record and NBA-best 62-20 record and Barkley earned the NBA’s MVP award. The Suns made NBA playoff history by coming back to beat the Lakers in the opening round after losing the first two at home. They defeated San Antonio in six games, Seattle in seven, and returned to the Finals for the first time since 1976. After losing the first two at home to the defending World Champion Chicago Bulls, the Suns went to the Windy City and won two of three, including a 129-121 triple-overtime affair in Game 3. John Paxson gave the Bulls their third-straight NBA title after sinking a three-pointer with 3.9 seconds left in Game 6 at Phoenix.

The 1995 All-Star Game was held at AWA, as Barkley and Majerle were starters on the winning West squad coached by Westphal. After the break, the team won its second Pacific Division title in three seasons and earned the No. 2 seed in the playoffs behind San Antonio. The Suns swept Portland in the first round and faced Houston for the second-straight season in the semifinals. The Suns took a 3-1 series lead, but the Rockets won three-straight and went on to win their second-straight NBA title.

## ...Return of the Run-and-Gun

For the second time in the team’s history, the offseason addition of an All-Star turned into an NBA MVP and a franchise-record tying 62 single-season victories in 2004-05. Point guard Steve Nash, originally drafted by the franchise in 1996, agreed to return to the Suns in the summer of 2004 and in his first season in Phoenix led the club to a 33-game turnaround from the previous season, the first of two consecutive Western Conference Finals appearances and won the first of back-to-back league MVP honors. That signing keyed a renaissance of high-scoring basketball, not just in Phoenix but around the NBA, and has earned the Suns scoring titles in five of the last seven seasons.

# Season Review 68-69


**RECORD**
**16-66**

On January 22, 1968, the NBA Board of Governors granted a franchise to the city of Phoenix. On April 25, 1968, the name "SUNS" was selected in a contest sponsored by *The Arizona Republic*. The winning entry was submitted by Mrs. Selinda King of Phoenix.

The Suns began building their team by naming **Johnny "Red" Kerr** as head coach. Kerr, who had coached the Chicago Bulls for the previous two years, was the NBA's Coach of the Year in 1967. Next was the 1968 NBA College Draft. Phoenix's first-ever selection was **Gary Gregor**, a 6-7 forward from South Carolina. The Suns continued to build the young squad by making **Dick Van Arsdale** the first player taken in the expansion draft. Van Arsdale had played the previous three years with New York. Phoenix also selected guard **Gail Goodrich**, a third-year pro, from the Los Angeles Lakers.

On October 18, the Suns opened their rookie season with a 116-107 victory over Seattle as 7,112 fans filled Veterans Memorial Coliseum. Goodrich, now in the NBA Hall of Fame, led the team with 27 points, 10 assists and nine rebounds while Van Arsdale pitched in 21 points. The Suns went on to finish the month with a 4-3 mark. But that was the last time they would be above .500 as they suffered through the rest of their first season to finish with a 16-66 record.

Goodrich and Van Arsdale led the Suns averaging 23.8 and 21.0 points, respectively. Goodrich finished sixth in the league in scoring and third as a guard behind Baltimore's Earl Monroe and Cincinnati's Oscar Robertson. Both players also appeared in the 1969 NBA All-Star game in Baltimore.



**FRONT ROW:** Gail Goodrich, Stan McKenzie, Dick Van Arsdale, Bob Warlick, Dick Snyder.

**BACK ROW:** Head Coach Johnny Kerr, Gary Gregor, Neil Johnson, Dave Lattin, Jim Fox, Trainer Joe Proski.

DATE	OPPONENT	ATTEND.	SCORE	REC.	W/L	DATE	OPPONENT	ATTEND.	SCORE	REC.	W/L
10/18	SEATTLE	7,112	116-107	1-0	W	1/5	@ATLANTA	3,235	96-97	8-34	L
10/20	BALTIMORE	3,474	122-134	1-1	L	1/7	SEATTLE	2,875	116-112	9-34	W
10/22	@SAN FRANCISCO	4,291	101-109	1-2	L	1/9	NEW YORK	2,591	120-134	9-35	L
10/24	NEW YORK	3,450	109-92	2-2	W	1/11	BALTIMORE	3,807	107-118	9-36	L
10/27	ATLANTA	4,603	100-123	2-3	L	1/16	@ATLANTA	5,815	107-112	9-37	L
10/30	@SEATTLE	2,657	115-108	3-3	W	1/17	@ATLANTA	4,565	107-112	9-38	L
10/31	CHICAGO	3,029	112-103	4-3	W	1/19	SAN DIEGO	2,867	118-136	9-39	L
11/3	LA LAKERS	7,150	109-127	4-4	L	1/22	ATLANTA	2,527	107-125	9-40	L
11/4	SAN FRANCISCO	3,019	108-119	4-5	L	1/24	CHICAGO	6,275	117-106	10-40	W
11/10	DETROIT	4,440	130-128*	5-5	W	1/25	@SAN DIEGO	4,128	120-133	10-41	L
11/14	DET. @TUCSON	2,712	109-111	5-6	L	1/26	SAN FRANCISCO	2,452	93-117	10-42	L
11/15	@SEATTLE	4,368	124-128**	5-7	L	1/29	MIL. @TUCSON	3,013	111-107	11-42	W
11/17	BOSTON	9,109	98-130	5-8	L	2/2	MILWAUKEE	2,926	122-121	12-42	W
11/19	@PHILADELPHIA	16,664	110-126	5-9	L	2/4	PHILADELPHIA	3,317	125-116	13-42	W
11/22	@BOSTON	8,224	106-133	5-10	L	2/6	CIN. @TUCSON	3,849	103-124	13-43	L
11/23	@MILWAUKEE	6,090	112-115	5-11	L	2/7	@SAN DIEGO	6,214	119-130	13-44	L
11/26	PHILADELPHIA	3,209	119-126	5-12	L	2/8	LA LAKERS	9,106	104-122	13-45	L
11/27	@DETROIT	11,016	111-125	5-13	L	2/9	@LOS ANGELES	8,840	116-134	13-46	L
11/29	@BALTIMORE	6,596	106-124	5-14	L	2/12	@NEW YORK	12,017	105-112	13-47	L
11/30	@CHICAGO	3,246	96-100	5-15	L	2/14	@DETROIT	2,853	123-128	13-48	L
12/2	SEATTLE	2,171	108-118	5-16	L	2/16	@CINCINNATI	3,922	125-113	14-48	W
12/3	@LOS ANGELES	8,277	108-122	5-17	L	2/18	@BOSTON	7,022	110-116	14-49	L
12/4	SAN FRANCISCO	2,387	126-97	6-17	W	2/20	@BALTIMORE	7,066	121-124	14-50	L
12/6	@SAN DIEGO	5,782	106-117	6-18	L	2/21	CHICAGO	4,939	121-133	14-51	L
12/8	ATLANTA	3,243	99-121	6-19	L	2/22	BOSTON	8,295	100-124	14-52	L
12/10	@NEW YORK	16,337	106-111	6-20	L	2/23	@MILWAUKEE	4,347	103-107	14-53	L
12/11	@PHILADELPHIA	6,780	123-143	6-21	L	2/25	@BOSTON	19,500	99-112	14-54	L
12/13	@CINCINNATI	2,114	123-130	6-22	L	2/26	@PHILADELPHIA	7,781	97-104	14-55	L
12/14	@DETROIT	5,024	123-118	7-22	W	2/28	@LOS ANGELES	15,728	117-121	14-56	L
12/15	@CINCINNATI	5,886	101-119	7-23	L	3/1	@SAN FRANCISCO	3,580	119-118	15-56	W
12/17	PHILADELPHIA	1,946	128-145	7-24	L	3/4	CINCINNATI	3,165	122-141	15-57	L
12/18	CINCINNATI	3,462	123-114	8-24	W	3/6	@CHICAGO	3,125	117-125	15-58	L
12/21	@BALTIMORE	8,529	117-131	8-25	L	3/7	@NEW YORK	15,244	87-119	15-59	L
12/22	@MILWAUKEE	3,466	116-127	8-26	L	3/9	SAN DIEGO	2,384	146-133	16-59	W
12/25	LA LAKERS	10,355	99-119	8-27	L	3/10	BALTIMORE	4,133	121-140	16-60	L
12/27	@SAN FRANCISCO	4,916	118-119	8-28	L	3/11	@SAN DIEGO	4,172	106-116	16-61	L
12/28	SAN DIEGO	5,749	126-136	8-29	L	3/15	S.D. @TUCSON	2,616	124-141	16-62	L
12/30	@SEATTLE	3,920	118-120	8-30	L	3/17	DETROIT	3,128	95-119	16-63	L
1/1	BOSTON	4,757	87-93	8-31	L	3/19	MILWAUKEE	3,033	110-117	16-64	L
1/3	@MILWAUKEE	4,230	104-121	8-32	L	3/21	NEW YORK	7,175	104-139	16-65	L
1/4	@CHICAGO	3,107	92-103	8-33	L	3/23	MILWAUKEE	3,204	118-128	16-66	L

\*Overtime

## 68-69 Final Statistics

PLAYER	G GS		MIN	3 PT				FTM-FTA	PCT	OR-DR	REB	AST	PF-DQ	STL	TO	BLK	PTS-AVG
				FGM-FGA	PCT	FGM-FGA	PCT										
GOODRICH	81	81	3236	718-1746	.411	—	—	495-663	.747	—	437	518	253-3	—	—	—	1931-23.8
VAN ARSDALE	80	80	3388	612-1386	.442	—	—	454-644	.705	—	548	388	245-2	—	—	—	1678-21.0
FOX	51	51	1979	273-581	.470	—	—	157-214	.734	—	679	143	210-5	—	—	—	703-13.8
SNYDER	81	55	2108	399-846	.472	—	—	185-255	.725	—	328	211	213-3	—	—	—	983-12.1
MCLEMORE	31	7	710	141-366	.385	—	—	85-110	.773	—	168	50	73-1	—	—	—	367-11.8
WILSON	41	27	1294	191-481	.397	—	—	93-151	.616	—	505	76	145-4	—	—	—	475-11.6
GREGOR	80	60	2182	400-963	.415	—	—	85-131	.649	—	711	96	249-2	—	—	—	885-11.1
MCKENZIE	80	17	1569	264-618	.427	—	—	219-287	.763	—	251	123	191-3	—	—	—	747-9.3
WARLICK	63	11	975	212-501	.423	—	—	83-137	.606	—	151	131	119-0	—	—	—	507-8.0
LATTIN	68	6	987	150-366	.410	—	—	109-172	.634	—	323	48	163-5	—	—	—	409-6.0
JOHNSON	80	15	1319	177-368	.481	—	—	110-177	.621	—	396	134	214-3	—	—	—	464-5.8
KNOWLES	8	0	40	4-14	.286	—	—	1-3	.333	—	9	0	10-0	—	—	—	9-1.1
BIEDENBACH	7	0	18	0-6	.000	—	—	4-6	.667	—	2	3	1-0	—	—	—	4-6
SUNS	82		19705	3541-8242	.430	—	—	2080-2950	.705	—	4508	1921	2086-30	—	—	—	9162-111.7
OPPONENTS	82		19705	3892-8297	.469	—	—	2094-2891	.724	—	4692	2330	2122-31	—	—	—	9878-120.5

# Season Review 69-70


**RECORD**
**39-43**

With the addition of veterans **Paul Silas** and **Connie Hawkins**, the young Suns enjoyed a 23-game turnaround and their first-ever trip to the NBA playoffs. Silas, obtained in a trade with Atlanta for **Gary Gregor**, gave the team additional inside strength as he averaged nearly 12 rebounds. Following a legendary two-year stint in the ABA and one year with the world-famous Harlem Globetrotters, Hawkins provided amazing offensive talents.

On January 2, with the Suns at 15-23, Head Coach **Johnny Kerr** resigned just five hours prior to that night's game against San Diego. General Manager **Jerry Colangelo** took over as head coach and led the Suns to a 24-20 mark over the rest of the regular season and a bid to the NBA Playoffs.

The Suns drew the mighty L.A. Lakers in the first round and dropped the opening game in Los Angeles, 112-128. But the Suns showed character as they picked up the next three games behind superb play from Silas, Hawkins and **Gail Goodrich**. However, the likes of Wilt Chamberlain, Jerry West and Elgin Baylor were too much for the Suns as the Lakers clinched the series in seven games.

**Dick Van Arsdale** made his second appearance in the All-Star Game along with the team's scoring leader Hawkins. The Hawk also earned All-NBA First Team honors.



**FRONT ROW:** Art Harris, Dick Van Arsdale, Stan McKenzie, Gail Goodrich.

**BACK ROW:** Trainer Joe Proski, Neil Johnson, Lamar Green, Connie Hawkins, Jim Fox, Neal Walk, Paul Silas, Jerry Chambers, Head Coach Jerry Colangelo.

DATE	OPPONENT	ATTEND.	SCORE	REC.	W/L	DATE	OPPONENT	ATTEND.	SCORE	REC.	W/L
10/16	SAN DIEGO	6,053	116-114	1-0	W	1/6	@CINCINNATI	3,426	124-128	17-25	L
10/18	@ATLANTA	3,742	116-121	1-1	L	1/8	@CHICAGO	5,086	123-152	17-26	L
10/21	@NEW YORK	15,116	116-140	1-2	L	1/9	@MILWAUKEE	7,237	116-120	17-27	L
10/22	@PHILADELPHIA	7,215	119-122	1-3	L	1/10	@PHILADELPHIA	7,423	119-117	18-27	W
10/24	CHICAGO	4,576	115-116	1-4	L	1/11	@CINCINNATI	6,129	125-118	19-27	W
10/25	@SAN DIEGO	5,269	115-107	2-4	W	1/12	NY @SALT LAKE	12,384	114-130	19-28	L
10/26	MILWAUKEE	9,149	99-119	2-5	L	1/15	BALTIMORE	5,636	124-115	20-28	W
10/30	CINCINNATI	6,699	106-104	3-5	W	1/17	SEATTLE	9,094	131-134	20-29	L
11/4	NEW YORK	10,552	99-116	3-6	L	1/18	BALTIMORE	5,009	134-133	21-29	W
11/7	@LA LAKERS	10,557	122-120	4-6	W	1/22	SEA.@LAS CRUCES	2,805	129-120	22-29	W
11/9	DETROIT	9,500	140-129	5-6	W	1/23	SAN FRANCISCO	12,024	132-138	22-30	L
11/13	PHILADELPHIA	5,440	110-124	5-7	L	1/24	@SAN FRANCISCO	6,466	109-99	23-30	W
11/14	@LA LAKERS	8,902	112-127	5-8	L	1/25	@LA LAKERS	11,483	106-118	23-31	L
11/15	LA LAKERS	6,318	114-111	6-8	W	1/29	ATLANTA	6,658	111-102	24-31	W
11/16	ATL. @ALBUQ.	5,094	139-118	7-8	W	1/30	@SAN FRAN	6,308	116-125	24-32	L
11/18	@BOSTON	6,028	119-120	7-9	L	1/31	MILWAUKEE	11,814	106-107	24-33	L
11/19	@BALTIMORE	9,287	118-133	7-10	L	2/1	@SAN DIEGO	4,582	105-103	25-33	W
11/21	@BALTIMORE	5,215	116-126	7-11	L	2/3	PHILADELPHIA	6,543	131-123	26-33	W
11/22	@NEW YORK	19,401	114-128	7-12	L	2/6	SAN FRAN	9,599	122-117	27-33	W
11/23	@CINCINNATI	2,866	123-137	7-13	L	2/7	LA LAKERS	10,459	121-117*	28-33	W
11/25	BALTIMORE	5,776	124-134	7-14	L	2/10	@BOSTON	4,761	122-117	29-33	W
11/29	@SEATTLE	9,418	129-130	7-15	L	2/11	@MILWAUKEE	10,746	120-127	29-34	L
11/30	SEATTLE	3,621	116-108	8-15	W	2/12	@CHICAGO	11,190	121-122	29-35	L
12/2	CHI. @SALT LAKE	3,220	121-110	9-15	W	2/13	@DETROIT	3,029	120-132	29-36	L
12/4	LA LAKERS	5,165	119-109	10-15	W	2/15	@PHILADELPHIA	8,163	125-159	29-37	L
12/5	CHICAGO	6,021	114-113	11-15	W	2/17	@SEATTLE	8,220	129-118	30-37	W
12/7	DETROIT	4,335	113-118	11-16	L	2/18	BOSTON	6,818	113-116	30-38	L
12/9	@CHICAGO	10,833	102-109	11-17	L	2/20	SAN DIEGO	6,136	126-117	31-38	W
12/10	@BALTIMORE	2,842	137-107	12-17	W	2/22	MILWAUKEE	11,541	124-144	31-39	L
12/12	@SEATTLE	6,146	130-116	13-17	W	2/24	@NEW YORK	19,011	105-121	31-40	L
12/13	CINCINNATI	5,786	126-110	14-17	W	2/26	@DETROIT	2,552	131-123	32-40	W
12/14	CINCINNATI	7,075	130-137**	14-18	L	2/27	@BOSTON	8,933	134-125	33-40	W
12/16	PHILADELPHIA	5,268	119-141	14-19	L	3/1	@ATLANTA	5,735	109-98	34-40	W
12/20	@DETROIT	5,021	113-114	14-20	L	3/3	CHICAGO	9,699	111-123	34-41	L
12/21	@MILWAUKEE	10,201	111-118	14-21	L	3/6	@SAN FRANCISCO	4,316	97-107	34-42	L
12/25	BOSTON	10,137	127-116	15-21	W	3/8	ATLANTA	9,526	130-119	35-42	W
12/28	NEW YORK	11,286	116-135	15-22	L	3/15	@ATLANTA	6,066	111-126	35-43	L
12/30	@SEATTLE	5,201	121-134	15-23	L	3/17	SAN FRANCISCO	9,486	133-121	36-43	W
1/2	SAN DIEGO	4,875	121-120	16-23	W	3/19	BOSTON	9,570	127-123	37-43	W
1/3	DETROIT	6,551	114-109	17-23	W	3/20	SAN DIEGO	9,026	127-104	38-43	W
1/4	@LA LAKERS	11,055	112-120	17-24	L	3/22	@SAN DIEGO	4,558	130-129	39-43	W

\*Overtime

## 69-70 Final Statistics

PLAYER	G	GS	MIN	3 PT				FTM-FTA	PCT	OR-DR	REB	AST	PF-DQ	STL	TO	BLK	PTS-AVG
				FGM-FGA	PCT	FGM-FGA	PCT										
HAWKINS	81	81	3312	709-1447	.490	—	—	577-741	.779	—	846	391	287-4	—	—	—	1995-24.6
VAN ARSDALE	77	72	2966	592-1166	.508	—	—	459-575	.798	—	264	388	282-5	—	—	—	1643-21.3
GOODRICH	81	81	3234	570-1251	.456	—	—	488-604	.808	—	340	605	251-3	—	—	—	1624-20.0
FOX	81	78	2041	413-788	.524	—	—	218-283	.770	—	570	93	261-7	—	—	—	1044-12.9
SILAS	78	74	2836	373-804	.464	—	—	250-412	.607	—	916	214	266-5	—	—	—	996-12.8
WALK	82	2	1394	257-547	.470	—	—	155-242	.640	—	455	80	225-2	—	—	—	669-8.2
CHAMBERS	79	9	1139	283-658	.430	—	—	91-125	.728	—	219	54	162-3	—	—	—	657-8.3
HARRIS	76	7	1375	257-650	.395	—	—	82-125	.656	—	142	211	209-0	—	—	—	596-7.8
GREEN	58	1	700	101-234	.432	—	—	41-70	.586	—	276	17	115-2	—	—	—	243-4.2
MCKENZIE	58	1	525	81-206	.393	—	—	58-73	.795	—	103	52	67-1	—	—	—	220-3.8
JOHNSON	28	0	136	20-60	.333	—	—	8-12	.667	—	47	12	38-0	—	—	—	48-1.7
OTHERS	6	4	147	22-45	.489	—	—	7-8	.875	—	15	9	20-1	—	—	—	51-8.5
SUNS	82		19705	3676-7856	.468	—	—	2434-3270	.744	—	4183	2076	2183-33	—	—	—	9786-119.3
OPPONENTS	82		19705	3886-8133	.478	—	—	2155-2911	.740	—	4103	2217	2282-48	—	—	—	9927-121.1

# Season Review 70-71

## RECORD


**48-34**

**Dick Van Arsdale** returned for his third season with Phoenix as the only original Sun remaining. Offseason trades brought veterans **Mel Counts** and **Clem Haskins** to the team. In spite of the success the club enjoyed at the tail-end of the 1969-70 season, General Manager **Jerry Colangelo** felt the Suns needed a "career" coach. He set out to find a teacher and a motivator who could mold the Suns' young players. On June 5, 1970, **Lowell "Cotton" Fitzsimmons** joined the Suns as head coach.

Fitzsimmons had led the Kansas State Wildcats to the Big Eight title the previous year, and brought a sense of passion and "Purple Pride" to the Valley. The club responded to his enthusiasm.

Phoenix posted its best finish with a 48-34 record, fourth best in the league. That included the team's best month ever with an 11-4 mark in January. However, due to the Suns' place in the tough Midwest Division, the team failed to make the playoffs.

**Paul Silas** led the team in rebounding for the second-straight season pulling down a franchise-best 12.5 per game including a team record 27 vs. Cincinnati on January 18. Van Arsdale led the club in scoring with a 21.9 average while **Connie Hawkins** netted 20.9 points per game. Van Arsdale and Hawkins were again named NBA All-Stars.



**FRONT ROW:** Joe Thomas, Art Harris, John Wetzel, Dick Van Arsdale, Clem Haskins, Fred Taylor.  
**BACK ROW:** Trainer Joe Proski, Lamar Green, Greg Howard, Neal Walk, Mel Counts, Connie Hawkins, Paul Silas, Head Coach Cotton Fitzsimmons.



DATE	OPPONENT	ATTEND.	SCORE	REC.	W/L	DATE	OPPONENT	ATTEND.	SCORE	REC.	W/L
10/15	BOSTON	7,523	119-100	1-0	W	12/30	LA LAKERS	8,164	132-114	23-19	W
10/17	DETROIT	8,646	107-110	1-1	L	1/2	@SAN FRANCISCO	3,812	122-116*	24-19	W
10/20	@SAN DIEGO	7,246	114-115	1-2	L	1/3	SAN FRANCISCO	6,196	102-81	25-19	W
10/21	@SEATTLE	6,923	106-110	1-3	L	1/8	@BOSTON	7,124	114-122	25-20	L
10/23	CLEVELAND	7,822	108-104	2-3	W	1/9	@PHILADELPHIA	7,826	112-123	25-21	L
10/25	SAN DIEGO	5,697	117-98	3-3	W	1/10	@ATLANTA	4,447	116-105	26-21	W
10/28	CHICAGO	6,343	105-118	3-4	L	1/14	NEW YORK	9,051	107-88	27-21	W
10/30	@BOSTON	5,392	112-127	3-5	L	1/16	BALTIMORE	9,002	117-100	28-21	W
10/31	@BALTIMORE	4,527	103-106	3-6	L	1/18	CIN. @OMAHA	3,149	118-99	29-21	W
11/2	BUFFALO	8,000	110-102	4-6	W	1/20	CINCINNATI	5,586	114-126	29-22	L
11/4	@CINCINNATI	2,091	133-115	5-6	W	1/22	PHILADELPHIA	8,059	116-117	29-23	L
11/6	@CHICAGO	8,107	105-102	6-6	W	1/24	CHICAGO	5,923	113-112	30-23	W
11/7	@ATLANTA	5,116	107-100	7-6	W	1/26	BUFFALO	5,486	114-82	31-23	W
11/8	@MILWAUKEE	10,746	105-125	7-7	L	1/28	LA LAKERS	8,036	118-112	32-23	W
11/11	PORTLAND	6,020	114-100	8-7	W	1/29	@PORTLAND	5,877	131-122	33-23	W
11/13	CINCINNATI	9,802	115-109	9-7	W	1/30	SEATTLE	10,412	134-116	34-23	W
11/15	DETROIT	7,344	108-104	10-7	W	2/4	SAN FRANCISCO	6,711	105-117	34-24	L
11/17	@NEW YORK	18,275	100-103	10-8	L	2/6	CLEVELAND	5,812	119-91	35-24	W
11/19	@DETROIT	3,594	110-112	10-9	L	2/8	@MILWAUKEE	10,746	94-118	35-25	L
11/20	@BALTIMORE	4,572	110-121	10-10	L	2/9	@BALTIMORE	4,054	120-115	36-25	W
11/21	@PHILADELPHIA	6,519	125-119	11-10	W	2/12	@CLEVELAND	4,297	114-105	37-25	W
11/22	@CLEVELAND	2,405	114-99	12-10	W	2/13	@NEW YORK	19,500	97-114	37-26	L
11/24	@BUFFALO	7,209	106-112	12-11	L	2/14	@BUFFALO	4,376	108-97	38-26	W
11/26	SEATTLE	7,192	126-115	13-11	W	2/16	@BOSTON	6,091	119-116	39-26	W
11/27	@LA LAKERS	13,089	116-105	14-11	W	2/17	CINCINNATI	8,006	133-117	40-26	W
11/28	SAN DIEGO	11,740	116-117	14-12	L	2/19	BOSTON	12,256	116-112	41-26	W
12/2	ATLANTA	8,907	126-112	15-12	W	2/21	MILWAUKEE	12,371	97-125	41-27	L
12/4	@PORTLAND	3,927	126-121	16-12	W	2/26	@PHILADELPHIA	8,585	108-94	42-27	W
12/5	@SAN FRANCISCO	5,481	105-100	17-12	W	2/27	@DETROIT	8,878	124-117	43-27	W
12/6	SAN DIEGO	5,935	108-102	18-12	W	3/3	CHICAGO	12,371	115-90	44-27	W
12/8	LA LAKERS	7,702	112-121	18-13	L	3/7	BALTIMORE	9,370	108-117	44-28	L
12/11	@SAN DIEGO	8,365	104-110	18-14	L	3/9	@DETROIT	4,269	114-108	45-28	W
12/12	MILWAUKEE	11,002	113-111	19-14	W	3/10	@ATLANTA	6,266	98-139	45-29	L
12/15	SAN FRANCISCO	5,901	123-129	19-15	L	3/12	@CHICAGO	14,703	92-116	45-30	L
12/17	DETROIT	5,548	117-114*	20-15	W	3/13	@CHICAGO	17,505	99-111	45-31	L
12/19	@SEATTLE	6,443	131-135	20-16	L	3/14	MIL. @MADISON	9,035	125-113	46-31	W
12/20	NEW YORK	8,445	118-133	20-17	L	3/16	MILWAUKEE	11,640	111-119	46-32	L
12/22	PHILADELPHIA	7,248	129-133*	20-18	L	3/18	NEW YORK	7,454	123-131*	46-33	L
12/25	ATLANTA	10,186	127-115	21-18	W	3/19	@LA LAKERS	17,254	111-106	47-33	W
12/26	PORTLAND	6,102	115-103	22-18	W	3/20	SEATTLE	8,134	114-107	48-33	W
12/27	@LA LAKERS	15,163	110-128	22-19	L	3/21	@SAN DIEGO	5,840	114-132	48-34	L

\*Overtime

## 70-71 Final Statistics

PLAYER	G	GS	MIN	3 PT				FTM-FTA	PCT	OR-DR	REB	AST	PF-DQ	STL	TO	BLK	PTS-AVG
				FGM-FGA	PCT	FGM-FGA	PCT										
VAN ARSDALE	81	—	3157	609-1346	.452	—	—	553-682	.811	—	316	329	246-1	—	—	—	1771-21.9
HAWKINS	71	—	2662	512-1181	.434	—	—	457-560	.816	—	643	322	197-2	—	—	—	1481-20.9
HASKINS	82	—	2663	562-1277	.440	—	—	338-431	.784	—	324	383	207-2	—	—	—	1462-17.8
WALK	82	—	2033	426-945	.451	—	—	205-268	.765	—	674	117	282-8	—	—	—	1057-12.9
SILAS	81	—	2943	338-789	.428	—	—	285-416	.685	—	1015	247	227-4	—	—	—	961-11.9
COUNTS	80	—	1669	365-799	.457	—	—	149-198	.753	—	503	136	279-8	—	—	—	879-11.0
HARRIS	56	—	952	199-484	.411	—	—	69-113	.611	—	100	132	137-0	—	—	—	467-8.3
GREEN	68	—	1326	167-369	.453	—	—	64-106	.604	—	466	53	202-5	—	—	—	398-5.9
TAYLOR	54	—	552	110-284	.387	—	—	78-125	.624	—	86	51	113-0	—	—	—	298-5.5
WETZEL	70	—	1091	124-288	.431	—	—	83-101	.822	—	153	114	156-1	—	—	—	331-4.7
HOWARD	44	—	426	68-173	.393	—	—	37-58	.638	—	119	26	67-0	—	—	—	173-3.9
THOMAS	39	—	204	23-86	.267	—	—	9-20	.450	—	43	17	19-0	—	—	—	55-1.4
SUNS	82	—	19780	3503-8021	.437	—	—	2327-3078	.756	—	4442	1927	2132-31	—	—	—	9333-113.8
OPPONENTS	82	—	19780	3506-7828	.448	—	—	2165-2923	.741	—	4173	2069	2202-42	—	—	—	9177-111.9

Season  
Review

71-72

## RECORD

49-33

**Cotton Fitzsimmons** began his second year at the helm with great anticipation. The Suns drafted **Dennis "Moe" Layton**, a 6-1 point guard from USC who played previously at Phoenix College. The Suns opened the season with a starting lineup of **Clem Haskins** and **Dick Van Arsdale** at guard, **Neal Walk** at center and **Connie Hawkins** and **Paul Silas** at the forward spots.

On March 14, the Suns obtained the rights to **Charlie Scott** from the Boston Celtics in exchange for future considerations. Scott, a 6-6 guard from North Carolina, had played for the Virginia Squires of the ABA, where he averaged 35 points and was the 1971 ABA Co-Rookie of the Year along with Kentucky's Dan Issel.

Phoenix compiled a then, club record mark of 49-33, improving for the fourth consecutive year. Despite having the sixth-best record in the NBA, the Suns finished behind Milwaukee and Chicago in the tough Midwest Division and failed to qualify for the playoffs.

Hawkins and Silas represented the West team in the All-Star Game. It was Hawkins' third-straight appearance, as he led the West squad to a 112-110 win with 13 points.

Silas was named as the Suns' Most Valuable Player by the fans as he led the team in rebounding for the third-straight year (11.9). Hawkins led the club in scoring with a 21.0 average while Van Arsdale added 19.7 points per game. The Suns topped their previous best in attendance totaling 342,922 fans, an average of 8,346 per contest. Phoenix also became only the fourth team in league history to lead the NBA in free throws attempted, free throws made and free throw accuracy.



**FRONT ROW:** Paul Silas, Neal Walk, Otto Moore, Head Coach Cotton Fitzsimmons, Mel Counts, Connie Hawkins, Lamar Green.

**BACK ROW:** Trainer Joe Proski, Art Harris, Fred Taylor, Dick Van Arsdale, John Wetzel, Clem Haskins, Dennis Layton.

DATE	OPPONENT	ATTEND.	SCORE	REC.	W/L	DATE	OPPONENT	ATTEND.	SCORE	REC.	W/L
10/14	MILWAUKEE	9,174	97-110	0-1	L	1/7	@BUFFALO	10,247	123-110	25-17	W
10/16	HOUSTON	8,572	128-108	1-1	W	1/8	@PHILADELPHIA	7,833	119-130	25-18	L
10/22	DETROIT	7,337	109-116	1-2	L	1/9	BALT. @COL. PK.	7,235	103-109	25-19	L
10/24	CHICAGO	6,970	104-105	1-3	L	1/11	@MILWAUKEE	10,111	115-114	26-19	W
10/26	CINCINNATI	6,901	126-99	2-3	W	1/14	CLEVELAND	8,279	117-107	27-19	W
10/29	@PHILADELPHIA	6,128	137-135**	3-3	W	1/15	@SEATTLE	12,693	110-118	27-20	L
10/30	@BALTIMORE	6,839	94-101	3-4	L	1/16	BALTIMORE	6,385	104-107	27-21	L
11/2	@CHICAGO	5,843	101-108	3-5	L	1/20	NEW YORK	8,006	130-109	28-21	W
11/3	@BUFFALO	5,417	100-98	4-5	W	1/21	@SEATTLE	12,751	128-113	29-21	W
11/5	@CLEVELAND	3,307	107-87	5-5	W	1/22	LA LAKERS	12,534	116-102	30-21	W
11/6	@CINCINNATI	3,076	95-110	5-6	L	1/25	@LA LAKERS	17,505	119-129	30-22	L
11/9	@MILWAUKEE	10,039	113-118	5-7	L	1/28	CHICAGO	9,245	102-116	30-23	L
11/12	BOSTON	9,470	128-119	6-7	W	1/29	@GOLDEN STATE	6,488	100-111	30-24	L
11/14	CLEVELAND	5,336	119-105	7-7	W	1/30	ATLANTA	8,839	105-103	31-24	W
11/16	@NEW YORK	18,344	111-112	7-8	L	2/1	@PORTLAND	4,961	129-117	32-24	W
11/17	@BOSTON	9,440	121-140	7-9	L	2/2	MILWAUKEE	9,365	103-106	32-25	L
11/18	@DETROIT	3,418	126-128	7-10	L	2/4	GOLDEN STATE	8,486	113-105	33-25	W
11/20	@ATLANTA	5,702	109-115	7-11	L	2/5	@PORTLAND	6,401	118-117*	34-25	W
11/23	PHILADELPHIA	6,678	128-107	8-11	W	2/6	PORTLAND	6,160	107-94	35-25	W
11/25	DETROIT	7,846	122-103	9-11	W	2/8	PHILADELPHIA	6,532	120-108	36-25	W
11/28	@HOUSTON	3,643	116-110	10-11	W	2/10	BALTIMORE	6,794	131-98	37-25	W
11/30	@PORTLAND	7,704	121-111*	11-11	W	2/12	CINCINNATI	10,766	117-95	38-25	W
12/1	PORTLAND	6,040	139-103	12-11	W	2/16	LA LAKERS	12,534	110-109	39-25	W
12/4	@GOLDEN STATE	5,491	128-92	13-11	W	2/18	BOSTON	12,005	126-115	40-25	W
12/5	GOLDEN STATE	6,886	120-87	14-11	W	2/20	@DETROIT	4,898	121-107	41-25	W
12/9	ATLANTA	7,524	135-115	15-11	W	2/22	@BOSTON	8,106	103-114	41-26	L
12/10	@LA LAKERS	17,505	117-126*	15-12	L	2/23	@ATLANTA	5,073	118-120	41-27	L
12/11	HOUSTON	7,695	110-111	15-13	L	2/25	@CHICAGO	9,720	107-115	41-28	L
12/14	@NEW YORK	19,253	110-100	16-13	W	2/26	MIL. @MADISON	9,371	117-119*	41-29	L
12/15	@CINCINNATI	2,038	127-108	17-13	W	2/27	@CLEVELAND	6,889	127-125	42-29	W
12/17	DETROIT	7,808	123-102	18-13	W	3/1	BALTIMORE	9,002	90-95	42-30	L
12/18	LA LAKERS	12,534	106-132	18-14	L	3/5	BUFFALO	6,729	131-103	43-30	W
12/19	@SEATTLE	9,189	127-130*	18-15	L	3/7	@DETROIT	2,014	129-121	44-30	W
12/21	PHILADELPHIA	6,272	124-119	19-15	W	3/8	@CINCINNATI	2,387	105-122	44-31	L
12/23	CHICAGO	9,289	108-117*	19-16	L	3/11	@NEW YORK	19,588	110-106	45-31	W
12/25	SEATTLE	7,026	116-86	20-16	W	3/15	MILWAUKEE	11,090	110-106	46-31	W
12/29	@HOUSTON	5,389	124-106	21-16	W	3/17	NEW YORK	10,571	111-106	47-31	W
12/30	BUFFALO	7,272	123-102	22-16	W	3/18	@GOLDEN STATE	9,399	116-134	47-32	L
1/1	BOSTON	8,056	114-104	23-16	W	3/21	PORTLAND	8,045	160-128	48-32	W
1/2	ATLANTA	6,670	111-116	23-17	L	3/24	@LA LAKERS	17,505	110-112	48-33	W
1/4	@CHICAGO	9,009	112-108	24-17	W	3/25	SEATTLE	10,189	118-98	49-33	W

\*Overtime

## 71-72 Final Statistics

PLAYER	G	GS	MIN	FGM-FGA			3 PT			FTM-FTA	PCT	OR-DR	REB	AST	PF-DQ	STL	TO	BLK	PTS-AVG
				FGM-FGA	PCT	FGM-FGA	PCT	FTM-FTA	PCT										
HAWKINS	76	—	2798	571-1244	.459	—	—	456-565	.807	—	—	—	623	296	—	—	—	—	1598-21.0
VAN ARSDALE	82	—	3096	545-1178	.463	—	—	529-626	.845	—	—	—	334	297	—	—	—	—	1619-19.7
SCOTT	6	—	177	48-113	.425	—	—	17-21	.810	—	—	—	23	26	—	—	—	—	113-18.8
SILAS	80	—	3082	485-1031	.470	—	—	433-560	.773	—	—	—	955	343	—	—	—	—	1403-17.5
WALK	81	—	2142	506-1057	.479	—	—	256-344	.744	—	—	—	665	151	—	—	—	—	1268-15.7
HASKINS	79	—	2453	509-1054	.483	—	—	220-258	.853	—	—	—	270	290	—	—	—	—	1238-15.7
LAYTON	80	—	1849	304-717	.424	—	—	122-165	.739	—	—	—	164	247	—	—	—	—	730-9.1
MOORE	81	—	1624	260-597	.436	—	—	94-156	.603	—	—	—	540	88	—	—	—	—	614-7.6
COUNTS	76	—	906	147-344	.427	—	—	101-140	.721	—	—	—	257	96	—	—	—	—	395-5.2
GREEN	67	—	991	133-298	.446	—	—	66-90	.733	—	—	—	348	45	—	—	—	—	332-5.0
HARRIS	21	—	145	23-70	.329	—	—	9-21	.429	—	—	—	13	18	—	—	—	—	55-2.6
WEBB(TOT)	46	—	238	40-100	.400	—	—	16-23	.696	—	—	—	35	23	—	—	—	—	96-2.1
WEBB(PHX)	27	—	129	31-65	.477	—	—	5-10	.500	—	—	—	17	16	—	—	—	—	67-2.5
WETZEL	51	—	419	31-82	.378	—	—	24-30	.800	—	—	—	65	56	—	—	—	—	86-1.7
TAYLOR	13	—	69	6-27	.222	—	—	4-13	.308	—	—	—	17	7	—	—	—	—	16-1.2
SUNS	82	—	19880	3599-7877	.457	—	—	2336-2999	.779	—	—	—	4301	1976	—	—	—	—	9534-116.3
OPPONENTS	82	—	19880	3568-7896	.452	—	—	1947-2658	.733	—	—	—	4009	1929	—	—	—	—	9083-110.8

# Season Review 72-73

**RECORD****38-44**

The Suns began the season under the direction of the franchise's fourth head coach, **Bill van Breda Kolff**. He replaced **Cotton Fitzsimmons**, who left in the offseason to coach the Atlanta Hawks. However, seven games into the season, van Breda Kolff was dismissed and General Manager **Jerry Colangelo** once again assumed the coaching duties for the remainder of the season. He guided the Suns to a 35-40 record.

Phoenix played .500 ball through mid-January but struggled through the second half of the season, finishing third in its first season playing in the Pacific Division. The season did not lack for outstanding individual performances as **Charlie Scott** led the club in scoring with a franchise record 25.3 average and finished fifth in the NBA. He also became just the 10th guard in league history to score more than 2,000 points. Scott and **Connie Hawkins** were named to the Western Conference All-Star team. It was Scott's first appearance while Hawkins made his fourth consecutive visit.

**Neal Walk** enjoyed his finest season as a pro, averaging 20.2 points and 12.4 rebounds. He grabbed 1,006 rebounds, the only Suns center to this day to have totaled over 1,000 boards in a single season. Rookie **Corky Calhoun** from the University of Pennsylvania was the only Sun to play in all 82 games.



**FRONT ROW:** Scott English, Lamar Green, Walt Wesley, Head Coach Jerry Colangelo, Neal Walk, Connie Hawkins, Corky Calhoun.

**BACK ROW:** Dennis Layton, Clem Haskins, Charlie Scott, Dick Van Arsdale, Paul Stovall, Trainer Joe Proski.

DATE	OPPONENT	ATTEND.	SCORE	REC.	W/L	DATE	OPPONENT	ATTEND.	SCORE	REC.	W/L
10/13	MILWAUKEE	12,408	105-117	0-1	L	1/6	@KC-OMAHA	5,183	118-112	21-21	W
10/14	@PORTLAND	6,804	124-120	1-1	W	1/10	DETROIT	8,099	123-121	22-21	W
10/15	BALTIMORE	6,372	107-98	2-1	W	1/12	GOLDEN STATE	12,103	107-108	22-22	L
10/21	SEATTLE	8,315	129-117	3-1	W	1/13	@GOLDEN STATE	8,484	116-110	23-22	W
10/24	CHICAGO	9,039	106-107	3-2	L	1/14	BALTIMORE	7,186	85-94	23-23	L
10/27	@SEATTLE	8,201	115-120	3-3	L	1/16	NEW YORK	8,252	101-102	23-24	L
10/29	@LA LAKERS	16,148	123-133	3-4	L	1/18	KC-OMAHA	8,117	96-119	23-25	L
11/3	@CHICAGO	11,089	100-115	3-5	L	1/20	LA LAKERS	12,608	104-124	23-26	L
11/4	@MILWAUKEE	10,746	105-104	4-5	W	1/25	SEATTLE	5,701	112-109	24-26	W
11/5	@CLEVELAND	3,624	107-106	5-5	W	1/26	@PORTLAND	10,057	120-116	25-26	W
11/8	CLEVELAND	7,264	107-99	6-5	W	1/27	PORTLAND	7,215	109-117	25-27	L
11/10	HOUSTON	8,613	115-109	7-5	W	2/1	LA LAKERS	10,705	106-120	25-28	L
11/12	PHILADELPHIA	8,235	119-108	8-5	W	2/3	HOUSTON	7,282	132-123	26-28	W
11/14	@NEW YORK	18,720	97-103	8-6	L	2/6	@MILWAUKEE	9,285	111-126	26-29	L
11/15	@BOSTON	8,979	94-113	8-7	L	2/7	@DETROIT	4,491	107-113	26-30	L
11/17	@BALTIMORE	5,429	106-117	8-8	L	2/8	SEATTLE	7,084	125-112	27-30	W
11/18	@ATLANTA	7,047	122-126	8-9	L	2/10	PHILADELPHIA	9,176	126-121	28-30	W
11/21	@KC-OMAHA	5,067	96-101	8-10	L	2/14	BUFFALO	6,871	124-107	29-30	W
11/23	DETROIT	7,576	128-122	9-10	W	2/16	ATLANTA	10,155	104-111	29-31	L
11/25	LA LAKERS	10,482	109-116	9-11	L	2/17	@HOUSTON	3,119	111-127	29-32	L
11/26	@LA LAKERS	17,505	107-112	9-12	L	2/18	PORTLAND	5,260	118-119	29-33	L
11/28	@GOLDEN STATE	5,043	102-110	9-13	L	2/20	@BOSTON	9,954	97-107	29-34	L
11/29	ATLANTA	7,241	109-98	10-13	W	2/21	@BALTIMORE	5,525	107-98	30-34	W
12/1	GOLDEN STATE	8,067	115-106	11-13	W	2/23	@BUFFALO	5,830	125-106	31-34	W
12/3	MILWAUKEE	8,531	101-119	11-14	L	2/24	@CHICAGO	12,753	100-122	31-35	L
12/5	@BUFFALO	3,573	97-108	11-15	L	2/25	@KC-OMAHA	10,007	111-109	32-35	W
12/6	@DETROIT	2,864	105-114	11-16	L	2/28	KC-OMAHA	7,230	107-109	32-36	L
12/7	PHIL. @PITT.	3,878	117-102	12-16	W	3/4	CHICAGO	7,085	117-118*	32-37	L
12/9	PORTLAND	7,801	116-97	13-16	W	3/6	CLEVELAND	5,236	110-102	33-37	W
12/10	@SEATTLE	10,628	102-110	13-17	L	3/8	BOSTON	10,052	134-141*	33-38	L
12/13	BOSTON	8,596	100-105	13-18	L	3/10	DETROIT	7,510	110-117	33-39	L
12/17	KC-OMAHA	6,537	112-102	14-18	W	3/12	@MILWAUKEE	10,746	95-126	33-40	L
12/19	NEW YORK	8,197	117-84	15-18	W	3/13	@NEW YORK	19,674	111-115	33-41	L
12/22	@LA LAKERS	16,733	118-110	16-18	W	3/14	@PHILADELPHIA	5,641	120-114	34-41	W
12/25	CHICAGO	10,420	115-108	17-18	W	3/16	@ATLANTA	6,512	127-135	34-42	L
12/26	@HOUSTON	3,577	110-113	17-19	L	3/18	@LA LAKERS	17,505	113-131	34-43	L
12/29	PORTLAND	10,310	106-99	18-19	W	3/21	BUFFALO	7,603	134-124	35-43	W
12/30	@PORTLAND	8,349	107-104	19-19	W	3/23	GOLDEN STATE	8,197	125-124	36-43	W
1/2	@CLEVELAND	2,850	88-111	19-20	L	3/25	MILWAUKEE	9,386	112-114	36-44	L
1/3	@DETROIT	3,626	105-119	19-21	L	3/26	@GOLDEN STATE	3,677	120-114	37-44	W
1/5	@CHICAGO	9,091	126-115	20-21	W	3/28	@SEATTLE	11,246	127-125	38-44	W

\*Overtime

## 72-73 Final Statistics

PLAYER	G	GS	MIN	FGM-FGA			3 PT			FTM-FTA	PCT	OR-DR	REB	AST	PF-DQ	STL	TO	BLK	PTS-AVG
				PCT	FGM-FGA	PCT	FGM-FGA	PCT	FTM-FTA	PCT									
SCOTT	81	—	3062	806-1809	.446	—	—	—	436-556	.784	—	—	342	495	—	—	—	—	2048-25.3
WALK	81	—	3114	678-1455	.466	—	—	—	279-355	.786	—	—	1006	287	—	—	—	—	1635-20.2
VAN ARSDALE	81	—	2979	532-1118	.476	—	—	—	426-496	.859	—	—	326	268	—	—	—	—	1490-18.4
HAWKINS	75	—	2768	441-920	.479	—	—	—	322-404	.797	—	—	641	304	—	—	—	—	1204-16.1
HASKINS	77	—	1581	339-731	.464	—	—	—	130-156	.833	—	—	173	203	—	—	—	—	808-10.5
JOHNSON	21	—	417	69-181	.381	—	—	—	25-36	.694	—	—	136	31	—	—	—	—	163-7.8
LAYTON	65	—	990	187-434	.431	—	—	—	90-119	.756	—	—	77	139	—	—	—	—	464-7.1
GREEN	80	—	2048	224-520	.431	—	—	—	89-118	.754	—	—	746	89	—	—	—	—	537-6.7
CALHOUN	82	—	2025	211-450	.469	—	—	—	71-96	.740	—	—	338	76	—	—	—	—	493-6.0
WESLEY(TOT)	57	—	474	77-202	.381	—	—	—	26-46	.565	—	—	151	31	—	—	—	—	180-3.2
WESLEY(PHX)	45	—	364	63-155	.406	—	—	—	18-34	.529	—	—	113	24	—	—	—	—	144-3.2
ENGLISH	29	—	196	36-93	.387	—	—	—	21-29	.724	—	—	44	15	—	—	—	—	93-3.2
STOVALL	25	—	211	26-76	.342	—	—	—	24-38	.632	—	—	61	13	—	—	—	—	76-3.0
SUNS	82	—	19730	3612-7942	.455	—	—	—	1931-2437	.792	—	—	4003	1944	—	—	—	—	9155-111.6
OPPONENTS	82	—	19730	3758-8005	.469	—	—	—	1744-2318	.752	—	—	4139	2166	—	—	—	—	9260-112.9

Season  
Review

73-74

RECORD

30-52

**John MacLeod** took the Suns coaching reins from General Manager **Jerry Colangelo** during the offseason. The youthful MacLeod had coached the previous six years at the University of Oklahoma, leading the Sooners to a 90-69 record and two trips to the National Invitational Tournament.

New to the team were rookie **Mike Bantom**, the eighth pick in the 1973 NBA Draft, and **Keith Erickson**, who was acquired in the first month of the season from the L.A. Lakers in exchange for All-Star and future Hall of Famer **Connie Hawkins**. Phoenix went on a 10-game skid early in the season as they were learning a new system under MacLeod and playing one of the roughest portions of their schedule. The Suns finished fourth in the Pacific Division with a 30-52 mark, their lowest number of wins since their inaugural season.

**Charlie Scott** made his second-straight appearance in the All-Star Game and finished the season averaging 25.4 points but missed the final 29 games with a broken arm. **Dick Van Arsdale** averaged 17.8 points and led the Suns in field goal percentage (.500). Erickson was voted by fans as the Suns' Most Outstanding Player.



**FRONT ROW:** Bob Christian, Lamar Green, Neal Walk, Head Coach John MacLeod, Corky Calhoun, Mike Bantom, Keith Erickson.

**BACK ROW:** Assistant Coach Dennis Price, Clem Haskins, Charlie Scott, Dick Van Arsdale, Jim Owens, Gary Melchionni, Trainer Joe Proski.



DATE	OPPONENT	ATTEND.	SCORE	REC.	W/L	DATE	OPPONENT	ATTEND.	SCORE	REC.	W/L
10/10	SEATTLE	8,738	115-111	1-0	W	1/5	@MILWAUKEE	9,812	109-118	16-26	L
10/12	MILWAUKEE	9,033	84-107	1-1	L	1/6	@CHICAGO	6,013	116-120*	16-27	L
10/14	GOLDEN STATE	7,030	95-120	1-2	L	1/9	HOUSTON	5,924	105-101	17-27	W
10/20	ATLANTA	8,009	118-108	2-2	W	1/11	KC-OMAHA	6,747	100-117	17-28	L
10/21	@SEATTLE	11,964	112-116	2-3	L	1/13	SEATTLE	5,769	112-123	17-29	L
10/23	@GOLDEN STATE	3,007	109-121	2-4	L	1/17	@GOLDEN STATE	3,011	120-127	17-30	L
10/24	DETROIT	6,307	99-115	2-5	L	1/19	NEW YORK	9,468	112-89	18-30	W
10/26	@KC-OMAHA	4,917	93-98	2-6	L	1/23	CLEVELAND	5,017	110-103	19-30	W
10/27	@MILWAUKEE	9,975	95-104	2-7	L	1/25	MILWAUKEE	7,660	108-112	19-31	L
10/30	@ATLANTA	9,070	101-122	2-8	L	1/27	CAPITAL	5,277	127-107	20-31	W
11/2	@DETROIT	5,317	107-114	2-9	L	1/31	PORTLAND	5,252	112-100	21-31	W
11/4	@CAPITAL	5,316	99-102	2-10	L	2/1	@LA LAKERS	13,478	110-121	21-32	L
11/7	@PHILADELPHIA	4,366	115-122	2-11	L	2/2	LA LAKERS	8,068	119-112	22-32	W
11/9	@BOSTON	9,953	107-122	2-12	L	2/5	@NEW YORK	18,884	90-106	22-33	L
11/13	CHICAGO	6,045	116-108	3-12	W	2/6	@CAPITAL	6,738	101-109	22-34	L
11/15	PHILADELPHIA	6,142	116-94	4-12	W	2/8	DETROIT	8,511	94-99	22-35	L
11/17	LA LAKERS	11,498	110-130	4-13	L	2/10	GOLDEN STATE	5,121	105-121	22-36	L
11/20	@BUFFALO	6,088	100-127	4-14	L	2/12	@PORTLAND	4,189	104-113	22-37	L
11/21	@DETROIT	3,534	104-107	4-15	L	2/14	HOUSTON	5,661	107-99	23-37	W
11/23	@CHICAGO	8,742	99-94	5-15	W	2/16	ATLANTA	8,518	124-123*	24-37	W
11/27	@ HOUSTON	2,756	111-125	5-16	L	2/17	PORTLAND	5,575	112-100	25-37	W
11/29	KC-OMAHA	6,386	119-99	6-16	W	2/19	@CHICAGO	7,451	96-130	25-38	L
11/30	@PORTLAND	10,720	107-99	7-16	W	2/22	@KC-OMAHA	8,322	104-119	25-39	L
12/1	DETROIT	6,496	109-121	7-17	L	2/23	@DETROIT	7,926	107-119	25-40	L
12/4	@LA LAKERS	11,746	103-120	7-18	L	2/24	@CLEVELAND	3,288	97-101	25-41	L
12/5	GOLDEN STATE	5,553	103-97	8-18	W	2/26	@GOLDEN STATE	3,234	100-120	25-42	L
12/7	CAPITAL	6,089	114-92	9-18	W	2/27	CHICAGO	5,105	95-107	25-43	L
12/9	@CLEVELAND	3,042	117-106	10-18	W	3/1	@ HOUSTON	2,547	111-117	25-44	L
12/11	@NEW YORK	18,366	97-105	10-19	L	3/3	KC-OMAHA	4,780	113-100	26-44	W
12/13	PORTLAND	5,494	108-119	10-20	L	3/5	CHICAGO	6,156	91-111	26-45	L
12/15	BOSTON	7,362	121-120	11-20	W	3/7	BOSTON	6,242	97-99	26-46	L
12/16	@SEATTLE	9,778	113-109	12-20	W	3/9	CLEVELAND	6,153	109-100	27-46	W
12/18	@PORTLAND	5,982	117-133	12-21	L	3/11	@MILWAUKEE	9,027	92-105	27-47	L
12/19	PHILADELPHIA	5,246	98-101	12-22	L	3/12	@BUFFALO	14,244	94-124	27-48	L
12/22	MILWAUKEE	8,013	121-112	13-22	W	3/13	@BOSTON	6,751	97-104	27-49	L
12/25	LA LAKERS	9,253	135-100	14-22	W	3/15	PHIL. @HERSHEY	4,473	101-108	27-50	L
12/27	SEATTLE	7,755	111-100	15-22	W	3/17	@SEATTLE	13,007	133-108	28-50	W
12/28	@LA LAKERS	13,685	107-119	15-23	L	3/20	NEW YORK	8,054	104-106*	28-51	L
12/29	BUFFALO	9,116	108-120	15-24	L	3/22	BUFFALO	8,687	126-119	29-51	W
1/2	@ATLANTA	9,232	116-113	16-24	W	3/24	GOLDEN STATE	7,011	134-121	30-51	W
1/4	@KC-OMAHA	4,837	97-122	16-25	L	3/27	@SEATTLE	12,528	123-127	30-52	L

\*Overtime

## 73-74 Final Statistics

PLAYER	G	GS	MIN	3 PT			FTM-FTA	PCT	OR-DR	REB	AST	PF-DQ	STL	TO	BLK	PTS-AVG	
				FGM-FGA	PCT	FGM-FGA											
SCOTT	52	—	2003	538-1171	.459	—	—	246-315	.781	64-158	222	271	194-6	99	—	22	1322-25.4
VAN ARSDALE	78	—	2832	514-1028	.500	—	—	361-423	.853	66-155	221	324	241-2	96	—	17	1389-17.8
WALK	82	—	2549	573-1245	.460	—	—	235-297	.791	235-602	837	331	255-8	73	—	57	1381-16.8
ERICKSON	66	—	2033	393-824	.477	—	—	177-221	.801	94-320	414	205	193-3	63	—	20	963-14.6
HAWKINS	8	—	223	36-74	.486	—	—	18-27	.667	14-29	43	28	20-0	8	—	3	90-11.3
HASKINS	81	—	1822	364-792	.460	—	—	171-203	.842	78-144	222	259	166-1	81	—	16	899-11.1
BANTON	76	—	1982	314-787	.399	—	—	141-213	.662	172-347	519	163	289-15	50	—	47	769-10.1
CALHOUN	77	—	2207	268-581	.461	—	—	98-129	.760	115-292	407	135	253-4	71	—	30	634-8.2
MELCHIONI	69	—	1251	202-439	.460	—	—	92-107	.860	46-96	142	142	85-1	41	—	9	496-7.2
CHRISTIAN	81	—	1244	140-288	.486	—	—	106-151	.702	85-254	339	98	191-3	19	—	32	386-4.8
GREEN	72	—	1103	129-317	.407	—	—	38-68	.559	85-265	350	43	150-1	32	—	38	296-4.1
B.CHAMBERLAIN	28	—	367	57-130	.438	—	—	39-56	.696	33-47	80	37	74-2	20	—	12	153-5.5
OWENS	17	—	101	21-39	.538	—	—	11-14	.786	1-8	9	15	6-0	5	—	0	53-3.1
REAVES	7	—	38	6-11	.545	—	—	4-11	.364	2-6	8	1	6-0	0	—	2	16-2.3
SUNS	82	—	19755	3555-7726	.460	—	—	1737-2235	.777	1090-2723	3813	2052	2123-46	658	—	305	8847-107.8
OPPONENTS	82	—	19755	3648-7809	.467	—	—	1843-2356	.782	1220-2773	3993	2180	2003-25	810	—	396	9139-111.5

Season  
Review

## 74-75


**RECORD****32-50**

The season was preceded by one of the largest transactions in Suns history with center **Neal Walk** and a second-round draft pick going to New Orleans in exchange for **Curtis Perry**, **Dennis Awtrey**, **Nate Hawthorne** and a first-round pick in 1976.

Also new to the team was rookie **John Shumate**, a 6-8 forward from Notre Dame who was the fourth pick in the 1974 NBA Draft. Unfortunately, Shumate had to sit out his rookie season so he could receive treatment for blood clots. Perry had his best season as a pro averaging 13 points and 12 rebounds, winning both the Suns' Most Outstanding and Most Popular Player awards.

**Charlie Scott**, who finished the season as the Suns' scoring leader (24.3), was the club's lone All-Star representative. On January 14, 1975, Phoenix became the "Professional Basketball Capital of the World." The 25th annual All-Star Game was the first one ever played in Phoenix. NBA Commissioner J. Walter Kennedy was presiding over his final NBA All-Star Game before retiring.

In late February, the Suns had a shot at the NBA Playoffs, but injuries to **Dick Van Arsdale** and **Keith Erickson** knocked them from contention. The Suns finished fourth in the Pacific Division with a 32-50 mark.



**FRONT ROW:** Jim Owens, Keith Erickson, Curtis Perry, Head Coach John MacLeod, Gary Melchionni, Charlie Scott, Greg Jackson.

**BACK ROW:** Assistant Coach Dennis Price, Nate Hawthorne, Fred Saunders, Dennis Awtrey, Earl Williams, Mike Bantom, Dick Van Arsdale, Trainer Joe Proski.

DATE	OPPONENT	ATTEND.	SCORE	REC.	W/L	DATE	OPPONENT	ATTEND.	SCORE	REC.	W/L
10/17	SEATTLE	7,215	114-97	1-0	W	1/19	@KC-OMAHA	13,155	109-97	18-24	W
10/19	KC-OMAHA	5,377	91-94	1-1	L	1/21	PHILADELPHIA	4,267	95-101	18-25	L
10/23	DETROIT	5,924	100-90	2-1	W	1/25	NEW ORLEANS	5,872	94-90*	19-25	W
10/25	@SEATTLE	12,191	97-106	2-2	L	1/28	@PORTLAND	10,291	107-115	19-26	L
10/27	@LA LAKERS	10,579	116-123	2-3	L	1/29	SEATTLE	4,273	85-99	19-27	L
10/30	@PHILADELPHIA	5,089	104-99	3-3	W	1/31	LA LAKERS	5,871	105-101	20-27	W
11/2	@WASHINGTON	9,160	94-108	3-4	L	2/4	WASHINGTON	4,263	90-89	21-27	W
11/3	@CLEVELAND	7,354	101-104	3-5	L	2/5	@SEATTLE	10,002	107-102	22-27	W
11/7	@ATLANTA	2,847	108-109	3-6	L	2/6	SEATTLE	5,865	112-105	23-27	W
11/8	@NEW ORLEANS	3,118	105-102	4-6	W	2/8	@GOLDEN STATE	8,961	96-105	23-28	L
11/9	@HOUSTON	2,553	101-96	5-6	W	2/12	BUFFALO	6,255	108-96	24-28	W
11/13	PHILADELPHIA	5,071	105-100	6-6	W	2/14	BOSTON	9,338	106-112	24-29	L
11/15	CHICAGO	7,071	95-102	6-7	L	2/15	ATLANTA	6,147	107-111	24-30	L
11/17	GOLDEN STATE	7,820	105-106	6-8	L	2/18	BUF. @TORONTO	8,163	109-124	24-31	L
11/19	@MILWAUKEE	9,187	108-122	6-9	L	2/19	@WASHINGTON	6,201	97-120	24-32	L
11/20	@DETROIT	3,807	114-106	7-9	W	2/21	@NEW ORLEANS	4,563	96-98	24-33	L
11/22	@BOSTON	13,756	94-95	7-10	L	2/23	MIL. @MADISON	8,832	106-97	25-33	W
11/23	@BUFFALO	12,743	104-117	7-11	L	2/25	@GOLDEN STATE	8,550	111-97	26-33	W
11/26	NEW ORLEANS	4,931	120-110	8-11	W	2/26	CLEVELAND	5,447	108-96	27-33	W
11/28	PORTLAND	6,461	85-88	8-12	L	2/28	GOLDEN STATE	9,511	102-96	28-33	W
11/30	HOUSTON	5,187	112-100	9-12	W	3/2	@HOUSTON	4,827	104-110	28-34	L
12/1	@LA LAKERS	10,157	105-111	9-13	L	3/4	@KC-OMAHA	4,027	99-103	28-35	L
12/3	ATLANTA	4,019	85-91	9-14	L	3/6	CHICAGO	7,683	88-65	29-35	W
12/5	GOLDEN STATE	6,053	108-106	10-14	W	3/7	@PORTLAND	10,080	98-120	29-36	L
12/7	LA LAKERS	5,603	92-88	11-14	W	3/8	HOUSTON	5,272	107-112	29-37	L
12/8	@LA LAKERS	11,124	102-107	11-15	L	3/11	@NEW YORK	17,443	98-103	29-38	L
12/11	PORTLAND	4,768	104-100	12-15	W	3/12	BOS. @HARTFORD	11,283	82-88	29-39	L
12/13	CLEVELAND	5,756	85-84	13-15	W	3/14	@PHILADELPHIA	7,127	97-108	29-40	L
12/19	MILWAUKEE	7,369	108-112	13-16	L	3/16	@ATLANTA	2,786	114-117	29-41	L
12/21	LA LAKERS	5,437	114-104	14-16	W	3/18	@GOLDEN STATE	6,795	103-133	29-42	L
12/23	@GOLDEN STATE	5,240	94-111	14-17	L	3/19	NEW YORK	5,492	96-101	29-43	L
12/25	BOSTON	8,276	110-96	15-17	W	3/21	PORTLAND	4,786	108-112	29-44	L
12/27	BUFFALO	9,205	92-108	15-18	L	3/22	@PORTLAND	11,142	92-94	29-45	L
1/2	@NEW YORK	18,570	113-117	15-19	L	3/23	@SEATTLE	14,082	102-96	30-45	W
1/3	@CHICAGO	6,047	99-126	15-20	L	3/25	MILWAUKEE	7,232	92-87	31-45	W
1/5	@CLEVELAND	6,138	86-97	15-21	L	3/27	DETROIT	5,629	79-91	31-46	L
1/8	WASHINGTON	6,770	95-102	15-22	L	3/29	KC-OMAHA	6,450	100-104	31-47	L
1/10	PORTLAND	5,068	110-113	15-23	L	3/30	@LA LAKERS	8,546	90-104	31-48	L
1/11	NEW YORK	7,592	113-107	16-23	W	4/2	LA LAKERS	5,610	108-106	32-48	W
25th All-Star Game @ Veterans Memorial Coliseum (Jan. 14)						4/4	GOLDEN STATE	6,867	99-128	32-49	L
1/17	@CHICAGO	7,174	115-105	17-23	W	4/6	@SEATTLE	14,082	111-114	32-50	L
1/18	@DETROIT	6,053	77-86	17-24	L						

\*Overtime

## 74-75 Final Statistics

PLAYER	G	GS	MIN	3 PT				FTM-FTA	PCT	OR-DR	REB	AST	PF-DQ	STL	TO	BLK	PTS-AVG
				FGM-FGA	PCT	FGM-FGA	PCT										
SCOTT	69	60	2592	703-1594	.441	—	—	274-351	.781	72-201	273	311	296-11	111	—	24	1680-24.3
VAN ARSDALE	70	50	2419	421-895	.470	—	—	282-339	.832	52-137	189	195	177-2	81	—	11	1124-16.1
PERRY	79	78	2688	437-917	.477	—	—	184-256	.719	347-593	940	186	288-10	108	—	78	1058-13.4
BANTON	82	50	2239	418-907	.461	—	—	185-259	.714	211-342	553	159	273-8	62	—	47	1021-12.5
ERICKSON	49	23	1469	237-557	.425	—	—	130-156	.833	70-173	243	170	150-3	50	—	12	604-12.3
AWTREY	82	72	2837	339-722	.470	—	—	132-195	.677	242-462	704	342	227-2	60	—	52	810-9.9
MELCHIONI	68	29	1529	232-539	.430	—	—	114-141	.809	45-142	187	156	116-1	48	—	12	578-8.5
SAUNDERS	69	13	1059	176-406	.433	—	—	66-95	.695	82-171	253	80	151-3	41	—	15	418-6.1
HAWTHORNE	50	2	618	118-287	.411	—	—	61-94	.649	34-58	92	39	94-0	30	—	21	297-5.9
WILLIAMS	79	10	1040	163-394	.414	—	—	45-103	.437	156-300	456	95	146-0	28	—	32	371-4.7
JACKSON(PHX)	44	18	775	69-166	.416	—	—	36-62	.581	17-50	67	93	125-5	23	—	9	174-4.0
OWENS	41	5	432	56-145	.386	—	—	12-16	.750	7-36	43	49	27-0	16	—	2	124-3.0
CALHOUN	13	0	108	12-32	.375	—	—	14-15	.933	14-19	33	4	20-0	6	—	2	38-2.9
SUNS	82		19705	3381-7561	.447	—	—	1535-2082	.737	1349-2684	4033	1879	2090-45	664	—	317	8297-101.2
OPPONENTS	82		19705	3356-7323	.458	—	—	1780-2350	.757	1112-2564	3676	2062	1992-20	870	—	412	8492-103.6

Season  
Review

75-76

RECORD

42-40

The Suns opened what proved to be one of their most exciting seasons by winning 14 of their first 23 games. The 14-9 start was the best in franchise history. A string of injuries and a puzzling midseason slump had the Suns winning only four of their next 22, but after the All-Star break the Suns caught fire going 24-13 and storming into the playoffs against the Seattle SuperSonics. The team clinched its first playoff berth in six years by defeating the L.A. Lakers, 113-98, at Veterans Memorial Coliseum on April 8, 1976.

There were several reasons for the Suns turnaround: a **Charlie Scott** for **Paul Westphal** trade in the offseason, the drafting of **Alvan Adams** and **Ricky Sobers**, the acquisition of **Al Bianchi** as assistant coach, and the midseason trade that sent **John Shumate** to Buffalo and brought **Garfield Heard** to Phoenix.

Phoenix eliminated Seattle 4-2, then went on to upset the World Champion Golden State Warriors and Rick Barry, 4-3, to gain a berth in the NBA Finals against the fabled Boston Celtics, led by Dave Cowens and John Havlicek. The Suns lost the first two games in Boston, but came back to knot the series with a pair of victories in Phoenix.

Game 5 will no doubt go down in basketball history as one of the most exciting games ever played: A triple-overtime contest that eluded the Suns by a few precious seconds and cost them the World Championship. Boston won the series 4-2.

**Alvan Adams** was named the NBA Rookie of the Year and became only the 10th first-year player to be named to the midseason All-Star Game. General Manager **Jerry Colangelo** was named NBA Executive of the Year by *The Sporting News*.



**FRONT ROW:** Ricky Sobers, Phil Lumpkin, John Wetzel, Head Coach John MacLeod, Dick Van Arsdale, Paul Westphal, Pat Riley.

**BACK ROW:** Assistant Coach Al Bianchi, Gar Heard, Curtis Perry, Dennis Awtrey, Alvan Adams, Keith Erickson, Nate Hawthorne, Trainer Joe Proski.

DATE	OPPONENT	ATTEND.	SCORE	REC.	W/L	DATE	OPPONENT	ATTEND.	SCORE	REC.	W/L
10/25	@PORTLAND	11,274	89-88	1-0	W	1/23	HOUSTON	6,341	124-115	18-24	W
10/26	@SEATTLE	13,288	99-113	1-1	L	1/24	WASHINGTON	7,263	84-100	18-25	L
11/1	@KANSAS CITY	6,632	100-106	1-2	L	1/28	@LA LAKERS	11,735	118-121	18-26	L
11/4	@CHICAGO	5,216	96-80	2-2	W	1/29	MILWAUKEE	7,125	96-105	18-27	L
11/7	@PHILADELPHIA	9,549	99-103	2-3	L	1/31	PHILADELPHIA	8,314	119-105	19-27	W
11/8	@BUFFALO	10,253	105-110	2-4	L	2/6	GOLDEN STATE	7,187	118-111	20-27	W
11/11	NEW YORK	8,576	112-81	3-4	W	2/8	@SEATTLE	13,036	107-101	21-27	W
11/13	SEATTLE	5,016	106-103	4-4	W	2/11	DETROIT	5,718	123-94	22-27	W
11/14	@LA LAKERS	11,458	107-114	4-5	L	2/13	BOSTON	8,130	108-109	22-28	L
11/19	MILWAUKEE	5,582	94-96	4-6	L	2/14	NEW ORLEANS	6,539	112-93	23-28	W
11/21	HOUSTON	6,230	107-92	5-6	W	2/17	@CHICAGO	4,313	111-114	23-29	L
11/26	BUFFALO	8,157	107-106	6-6	W	2/18	@DETROIT	3,045	94-105	23-30	L
11/28	PORTLAND	7,769	110-101	7-6	W	2/20	@NEW ORLEANS	10,519	103-102	24-30	W
11/29	@GOLDEN STATE	12,787	100-112	7-7	L	2/21	@HOUSTON	6,043	110-108	25-30	W
12/2	GOLDEN STATE	5,179	115-98	8-7	W	2/24	KANSAS CITY	6,416	117-120	25-31	L
12/5	WASHINGTON	8,065	87-92	8-8	L	2/26	ATLANTA	5,820	115-97	26-31	W
12/7	CHICAGO	4,383	114-97	9-8	W	2/28	@WASHINGTON	9,245	89-92	26-32	L
12/9	@NEW ORLEANS	7,619	104-89	10-8	W	2/29	@DETROIT	6,143	109-98	27-32	W
12/10	@HOUSTON	5,358	105-91	11-8	W	3/3	CLEVELAND	4,523	108-92	28-32	W
12/11	PHILADELPHIA	6,310	106-110	11-9	L	3/5	CHICAGO	5,245	99-97	29-32	W
12/13	LA LAKERS	7,842	116-108	12-9	W	3/6	@PORTLAND	9,142	99-118	29-33	L
12/14	@PORTLAND	10,544	105-96	13-9	W	3/7	PORTLAND	5,039	106-84	30-33	W
12/17	MILWAUKEE	5,689	116-111	14-9	W	3/10	@PHILADELPHIA	10,061	108-125	30-34	L
12/19	CLEVELAND	6,809	124-128	14-10	L	3/11	@ATLANTA	4,134	104-99	31-34	W
12/21	NEW ORLEANS	6,853	107-120	14-11	L	3/13	@CLEVELAND	17,592	77-99	31-35	L
12/25	KANSAS CITY	11,114	122-111	15-11	W	3/14	@MILWAUKEE	10,938	108-106	32-35	W
12/26	BOSTON	11,842	106-112	15-12	L	3/16	@CHICAGO	3,392	87-120	32-36	L
12/28	@MILWAUKEE	10,838	85-88	15-13	L	3/18	DETROIT	5,687	106-100	33-36	W
12/30	@NEW YORK	16,064	88-114	15-14	L	3/20	LA LAKERS	9,123	106-93	34-36	W
1/1	@WASHINGTON	4,919	103-114	15-15	L	3/23	SEATTLE	7,589	104-97	35-36	W
1/3	@ATLANTA	5,803	100-89	16-15	W	3/25	ATLANTA	6,257	107-98	36-36	W
1/4	@KANSAS CITY	5,040	86-98	16-16	L	3/27	KANSAS CITY	9,386	117-100	37-36	W
1/7	GOLDEN STATE	6,696	110-114	16-17	L	3/28	@LA LAKERS	11,732	100-97	38-36	W
1/8	@GOLDEN STATE	9,807	113-129	16-18	L	3/30	@NEW YORK	13,494	113-97	39-36	W
1/9	SEATTLE	5,774	110-112	16-19	L	3/31	@BOSTON	8,200	102-122	39-37	L
1/11	NEW YORK	6,429	98-99	16-20	L	4/2	PORTLAND	10,424	106-103	40-37	W
1/15	BUFFALO	6,138	119-126	16-21	L	4/3	@PORTLAND	9,010	97-112	40-38	L
1/17	@CLEVELAND	8,082	85-105	16-22	L	4/4	@SEATTLE	14,096	89-117	40-39	L
1/18	@DETROIT	3,054	122-118	17-22	W	4/6	@GOLDEN STATE	11,809	106-111	40-40	L
1/20	@BUFFALO	8,478	103-112	17-23	L	4/8	LA LAKERS	13,036	113-98	41-40	W
1/21	@BOSTON	11,562	100-114	17-24	L	4/10	SEATTLE	9,577	121-95	42-40	W

\*Overtime

## 75-76 Final Statistics

PLAYER	G	GS	MIN	3 PT			FTM-FTA	PCT	OR-DR	REB	AST	PF-DQ	STL	TO	BLK	PTS-AVG	
				FGM-FGA	PCT	FGM-FGA											
WESTPHAL	82	79	2960	657-1329	.494	—	—	365-440	.830	74-185	259	440	218-3	210	—	38	1679-20.5
ADAMS	80	79	2656	629-1341	.469	—	—	261-355	.735	215-512	727	450	274-6	121	—	116	1519-19.0
PERRY	71	71	2353	386-776	.497	—	—	175-239	.732	197-487	684	182	269-5	84	—	66	947-13.3
VAN ARSDALE	58	54	1870	276-570	.484	—	—	195-235	.830	39-98	137	140	113-2	52	—	11	747-12.9
SHUMATE	43	11	930	186-338	.550	—	—	115-183	.628	61-179	240	62	76-1	44	—	16	487-11.3
HEARD(TOT)	86		2747	392-901	.435	—	—	158-248	.637	247-622	869	190	303-2	117	—	96	942-11.0
HEARD(PHX)	36	36	1220	185-409	.452	—	—	76-113	.673	109-249	358	64	120-2	51	—	41	446-12.4
ERICKSON	74	40	1850	305-649	.470	—	—	134-157	.854	106-226	332	185	196-4	79	—	6	744-10.1
SOBERS	78	29	1898	280-623	.449	—	—	158-192	.823	80-179	259	215	253-6	106	—	7	718-9.2
HAWTHORNE	79	1	1144	182-423	.430	—	—	115-170	.676	86-123	209	46	147-0	33	—	15	479-6.1
AWTREY	74	3	1376	142-304	.467	—	—	75-109	.688	93-200	293	159	153-1	21	—	22	359-4.9
RILEY(TOT)	62		813	117-301	.389	—	—	55-77	.714	16-34	50	57	112-0	22	—	6	289-4.7
RILEY(PHX)	60	6	790	112-288	.389	—	—	54-74	.730	15-32	47	57	107-0	21	—	5	278-4.6
SAUNDERS	17	0	146	28-64	.438	—	—	6-11	.545	11-26	37	13	23-0	5	—	1	62-3.6
BANTON	7	1	68	8-26	.308	—	—	5-5	1.00	7-16	23	3	13-1	2	—	2	21-3.0
LUMPKIN	34	0	370	22-65	.338	—	—	26-30	.867	7-16	23	48	26-0	15	—	0	70-2.1
WEITZEL	37	0	249	22-46	.478	—	—	20-24	.833	8-30	38	19	30-0	9	—	3	64-1.7
SUNS	82		19680	3420-7251	.472	—	—	1780-2337	.762	1108-2558	3666	2083	2018-31	853	—	349	8620-105.1
OPPONENTS	82		19680	3444-7357	.468	—	—	1682-2265	.743	1143-2513	3656	1979	2163-41	912	—	336	8570-104.5

# Season Review 76-77

## RECORD

34-48

It could have been and should have been the best of times. With the addition of first-round draft pick **Ron Lee**, and **Tom** and **Dick Van Arsdale** playing together for the first time as pros, the Suns seemed certain to make another strong playoff run. Indeed, the Suns entered the year with the highest of expectations, but had to watch helplessly as injuries eventually claimed the entire starting frontline.

**Gar Heard** and **Curtis Perry** each missed nearly half the season and **Alvan Adams**, who was injured in the fourth game of the season, did not regain top form until February. The Suns had all players healthy and available for duty for only six games the entire season and finished 34-48, fifth in the Pacific Division.

**Paul Westphal** led the club in scoring (21.3) for the second-straight season and was named to the All-NBA First Team for the first time in his career. Lee was named to the All-Rookie Team and the Suns set a new home attendance mark, averaging more than 10,000 fans per game.

Westphal was voted to the starting unit of the West squad at the All-Star Game in Milwaukee, scored 20 points and nearly captured the game's MVP award. As a team, the Suns set a new assist record (2,100) breaking the record they set in 1975-76. At the conclusion of the season, both Van Arsdales retired from the NBA.

On November 19, 1976, future Hall of Famer **Connie Hawkins** became the first Suns player to have his uniform number retired (42).



**FRONT ROW:** Dale Schleuter, Dennis Awtrey, Gar Heard, Ronnie Lee, Butch Feher, Alvan Adams, Paul Westphal.  
**BACK ROW:** Head Coach John MacLeod, Ricky Sobers, Dick Van Arsdale, Keith Erickson, Ira Terrell, Tom Van Arsdale, Assistant Coach Al Bianchi, Trainer Joe Proski.



DATE	OPPONENT	ATTEND.	SCORE	REC.	W/L	DATE	OPPONENT	ATTEND.	SCORE	REC.	W/L
10/22	@NEW ORLEANS	12,234	98-111	0-1	L	1/21	INDIANA	10,957	125-96	19-23	W
10/23	@HOUSTON	6,385	126-129	0-2	L	1/23	SEATTLE	13,274	98-88	20-23	W
10/27	@SAN ANTONIO	8,919	106-115	0-3	L	1/25	SAN ANTONIO	10,814	108-116	20-24	L
10/29	@CHICAGO	9,318	95-82	1-3	W	1/27	PHILADELPHIA	13,274	111-94	21-24	W
10/30	@DENVER	17,608	107-113	1-4	L	1/29	NEW ORLEANS	13,274	118-102	22-24	W
11/5	@SEATTLE	11,902	84-88	1-5	L	1/30	@PORTLAND	12,311	91-97	22-25	L
11/11	INDIANA	10,152	108-98	2-5	W	2/2	MILWAUKEE	7,364	130-113	23-25	W
11/13	CLEVELAND	8,671	90-103	2-6	L	2/4	GOLDEN STATE	12,849	106-109	23-26	L
11/17	MILWAUKEE	7,017	103-95	3-6	W	2/6	DENVER	11,826	115-104	24-26	W
11/18	@GOLDEN STATE	9,965	111-131	3-7	L	2/8	ATLANTA	7,495	117-104	25-26	W
11/19	NY NETS	8,506	88-90	3-8	L	2/10	WASHINGTON	11,352	103-109	25-27	L
11/21	CHICAGO	7,589	101-96	4-8	W	2/15	@KANSAS CITY	7,313	96-102	25-28	L
11/25	WASHINGTON	8,614	104-98	5-8	W	2/16	@INDIANA	9,553	93-111	25-29	L
11/27	SEATTLE	10,553	119-107	6-8	W	2/18	@PHILADELPHIA	16,660	102-96	26-29	W
11/30	@INDIANA	8,581	97-103	6-9	L	2/19	@CLEVELAND	17,882	88-92	26-30	L
12/1	@NY NETS	5,103	106-96	7-9	W	2/20	@DETROIT	7,233	107-109	26-31	L
12/3	PORTLAND	11,339	99-113	7-10	L	2/22	@BUFFALO	6,143	114-115	26-32	L
12/5	SAN ANTONIO	8,235	103-98	8-10	W	2/24	HOUSTON	9,835	106-109	26-33	L
12/8	HOUSTON	8,117	116-95	9-10	W	2/26	BOSTON	12,353	104-108	26-34	L
12/10	@BOSTON	12,878	107-103	10-10	W	3/2	CHICAGO	8,823	104-108*	26-35	L
12/11	@NY KNICKS	15,263	96-112	10-11	L	3/4	GOLDEN STATE	8,750	87-101	26-36	L
12/12	@ATLANTA	2,507	106-91	11-11	W	3/6	@WASHINGTON	14,189	110-118	26-37	L
12/14	@BUFFALO	7,132	99-108	11-12	L	3/8	@SAN ANTONIO	10,011	115-122	26-38	L
12/15	@PHILADELPHIA	11,363	87-97	11-13	L	3/9	@ HOUSTON	6,421	100-105	26-39	L
12/17	@LA LAKERS	9,816	105-118	11-14	L	3/11	@NY NETS	6,730	73-82	26-40	L
12/18	KANSAS CITY	9,482	89-90	11-15	L	3/13	@BOSTON	14,859	107-124	26-41	L
12/23	BUFFALO	10,834	107-92	12-15	W	3/16	NY KNICKS	9,177	124-91	27-41	W
12/25	LA LAKERS	13,274	113-96	13-15	W	3/18	NEW ORLEANS	10,285	100-104	27-42	L
12/28	@DENVER	17,595	102-110	13-16	L	3/20	PORTLAND	7,174	126-106	28-42	W
12/29	BOSTON	13,274	97-87	14-16	W	3/24	BUFFALO	8,410	102-107	28-43	L
1/2	K.C. @OMAHA	4,226	88-89	14-17	L	3/25	@LA LAKERS	13,507	93-118	28-44	L
1/4	@MILWAUKEE	8,871	111-139	14-18	L	3/26	LA LAKERS	8,150	102-109	28-45	L
1/5	@DETROIT	6,249	115-118	14-19	L	3/27	@SEATTLE	14,096	121-100	29-45	W
1/7	@WASHINGTON	6,072	89-99	14-20	L	3/29	@MILWAUKEE	8,945	122-110	30-45	W
1/8	@NY KNICKS	18,589	95-102	14-21	L	3/30	@NEW ORLEANS	6,237	100-112	30-46	L
1/10	@ATLANTA	2,408	93-92	15-21	W	4/1	DETROIT	8,506	133-116	31-46	W
1/11	@CHICAGO	6,446	90-93	15-22	L	4/3	DENVER	7,501	109-124	31-47	L
1/13	DETROIT	13,274	131-101	16-22	W	4/5	ATLANTA	7,668	108-102	32-47	W
1/15	CLEVELAND	13,274	94-79	17-22	W	4/7	KANSAS CITY	8,462	121-110	33-47	W
1/19	NY KNICKS	13,035	97-90	18-22	W	4/8	@PORTLAND	12,536	111-122	33-48	L
1/20	@GOLDEN STATE	10,886	103-107	18-23	L	4/10	NY NETS	8,476	128-104	34-48	W

\*Overtime

## 76-77 Final Statistics

PLAYER	G	GS	MIN	3 PT			FTM-FTA	PCT	OR-DR	REB	AST	PF-DQ	STL	TO	BLK	PTS-AVG
				FGM-FGA	PCT	FGM-FGA										
WESTPHAL	81	79	2600	682-1317	.518	— —	362-439	.825	57-133	190	459	171-1	134	—	21	1726-21.3
ADAMS	72	67	2275	522-1102	.474	— —	252-334	.754	180-472	652	322	260-4	95	—	87	1296-18.0
SOBERS	79	48	2007	414-834	.496	— —	243-289	.841	82-152	234	238	258-3	93	—	14	1071-13.6
PERRY	44	42	1390	179-414	.432	— —	112-142	.789	149-246	395	79	163-3	49	—	28	470-10.7
LEE	82	34	1845	347-786	.441	— —	142-210	.676	99-200	299	263	276-10	156	—	33	836-10.2
HEARD	46	35	1362	173-457	.379	— —	100-138	.725	120-320	440	89	139-2	55	—	55	446-9.7
TERRELL	78	36	1747	277-545	.508	— —	111-176	.631	99-288	387	103	165-0	41	—	47	665-8.5
D.VAN ARSDALE	78	3	1537	227-498	.456	— —	145-166	.873	31-86	117	120	94-0	35	—	5	599-7.7
ERICKSON	50	3	950	142-294	.483	— —	37-50	.740	36-108	144	104	122-0	30	—	7	321-6.4
T.VAN ARSDALE	77	28	1425	171-395	.433	— —	102-145	.703	47-137	184	67	163-0	20	—	3	444-5.8
AWTREY	72	26	1757	160-373	.429	— —	91-126	.722	111-245	356	182	170-1	23	—	31	411-5.7
FEHER	48	9	485	86-162	.531	— —	76-99	.768	18-56	74	36	46-0	11	—	7	248-5.2
SCHLEUTER	39	0	335	26-72	.361	— —	18-31	.581	30-50	80	38	62-0	8	—	8	70-1.8
SUNS	82		19705	3406-7249	.470	— —	1791-2345	.764	1059-2493	3552	2100	2089-24	750	—	346	8603-104.9
OPPONENTS	82		19705	3320-7192	.462	— —	1903-2525	.754	1180-2594	3774	1856	2325-39	897	—	440	8543-104.2

# Season Review 77-78

## RECORD

49-33

The Suns announced a blockbuster trade just before the opening of the season: **Ricky Sobers** to Indiana for **Don Buse**, an All-Star and the NBA leader in both assists and steals. With Buse and rookie **Walter Davis** in the starting lineup, the Suns bolted from the gate and were 19-11 by Christmas and 34-16 by the February All-Star break. They finished with a 49-33 record, fourth best in the league, but were second in the Pacific Division behind the formidable Portland Trail Blazers, led by Bill Walton.

It was a record year for the Suns in many ways. A franchise record was set for attendance (11,464 per game). On the court, the Suns set NBA records for team steals in a season (1,059) as well as tying the league mark for assists (2,338). Davis and **Paul Westphal** were among the league's top 10 scorers, both averaging better than 24 points per game; both were named All-NBA Second Team and both participated for the West at the All-Star Game in Atlanta.

At the All-Star break, the Suns lost **Curtis Perry** with back problems and went the rest of the season with five rookies on the roster, more than any other NBA club. In the opening round of the playoffs the Suns were upset in two-straight games by the Milwaukee Bucks.

Davis went on to become the league's Rookie of the Year, the second such distinction for a Suns' player since **Alvan Adams** won the award following 1975-76 season. Buse was named to the NBA All-Defensive Team while **Ron Lee** led the league with 2.7 steals per game.



**FRONT ROW:** Head Coach John MacLeod, Paul Westphal, Don Buse, Trainer Joe Proski (kneeling), Greg Griffin, Walter Davis, Mike Bratz, Assistant Coach Al Bianchi.

**BACK ROW:** Ronnie Lee, Curtis Perry, Alvan Adams, Dennis Awtrey, Bayard Forrest, Alvin Scott, Ira Terrell, Garfield Heard.

DATE	OPPONENT	ATTEND.	SCORE	REC.	W/L	DATE	OPPONENT	ATTEND.	SCORE	REC.	W/L
10/18	GOLDEN STATE	9,128	100-83	1-0	W	1/19	NEW YORK	10,935	134-114	28-14	W
10/23	@LA LAKERS	10,481	104-101	2-0	W	1/20	@GOLDEN STATE	13,237	104-119	28-15	L
10/25	SEATTLE	10,917	93-86	3-0	W	1/22	WASHINGTON	12,660	114-101	29-15	W
10/28	@NEW ORLEANS	10,342	107-114	3-1	L	1/25	HOUSTON	9,277	118-96	30-15	W
10/29	@HOUSTON	8,557	112-125	3-2	L	1/27	PHILADELPHIA	12,660	110-101	31-15	W
10/31	SAN ANTONIO	10,030	143-145	3-3	L	1/29	NEW JERSEY	10,327	131-100	32-15	W
11/3	@SAN ANTONIO	8,394	110-89	4-3	W	1/31	K.C. @OMAHA	5,182	112-102	33-15	W
11/4	@WASHINGTON	8,742	96-113	4-4	L	2/1	@DETROIT	5,143	120-127	33-16	L
11/5	@CHICAGO	13,424	94-111	4-5	L	2/3	MILWAUKEE	12,660	115-105	34-16	W
11/10	NEW ORLEANS	10,297	127-111	5-5	W	2/9	ATLANTA	9,877	125-98	35-16	W
11/13	INDIANA	12,550	116-107	6-5	W	2/12	WASHINGTON	12,467	121-109	36-16	W
11/18	CHICAGO	12,543	103-101	7-5	W	2/14	@PORTLAND	12,666	100-113	36-17	L
11/20	SAN ANTONIO	9,677	134-112	8-5	W	2/16	BOSTON	12,660	95-98	36-18	L
11/22	LA LAKERS	10,130	118-107	9-5	W	2/17	@GOLDEN STATE	13,185	92-111	36-19	L
11/24	@CLEVELAND	15,445	82-97	9-6	L	2/18	INDIANA	12,660	114-101	37-19	W
11/25	@INDIANA	15,448	118-110	10-6	W	2/21	@BUFFALO	4,409	114-111	38-19	W
11/27	DENVER	10,658	115-97	11-6	W	2/22	ATL. @CHARLOTTE	5,843	95-107	38-20	L
11/29	@PORTLAND	12,666	96-108	11-7	L	2/24	@WASHINGTON	12,432	120-121*	38-21	L
12/2	PORTLAND	12,660	103-106	11-8	L	2/25	@NEW YORK	17,197	115-122	38-22	L
12/4	ATLANTA	9,577	89-96	11-9	L	2/28	@CHICAGO	14,713	115-126	38-23	L
12/6	@KANSAS CITY	5,976	103-92	12-9	W	3/1	DETROIT	10,161	102-115	38-24	L
12/7	@DETROIT	3,588	113-107*	13-9	W	3/3	MILWAUKEE	11,139	132-126	39-24	W
12/10	HOUSTON	8,761	110-93	14-9	W	3/5	PHILADELPHIA	12,145	92-104	39-25	L
12/14	BUFFALO	10,597	113-103	15-9	W	3/7	@DENVER	17,428	126-112	40-25	W
12/16	@NEW ORLEANS	8,172	126-113	16-9	W	3/9	CHICAGO	11,748	112-103	41-25	W
12/17	@HOUSTON	8,134	101-97	17-9	W	3/11	LA LAKERS	12,660	120-114	42-25	W
12/18	@ATLANTA	8,062	129-134**	17-10	L	3/12	@LA LAKERS	17,505	112-128	42-26	L
12/20	NEW YORK	13,548	110-99	18-10	W	3/14	@MILWAUKEE	10,938	106-121	42-27	L
12/21	@PHILADELPHIA	14,671	119-125	18-11	L	3/15	@NEW JERSEY	4,260	98-117	42-28	L
12/23	BOSTON	12,660	129-110	19-11	W	3/17	@BOSTON	15,276	108-115	42-29	L
12/26	@DENVER	17,297	108-127	19-12	L	3/19	@CLEVELAND	15,622	123-112	43-29	W
12/27	SEATTLE	12,543	131-105	20-12	W	3/21	@INDIANA	10,633	115-119	43-30	L
12/29	KANSAS CITY	12,660	110-124	21-12	W	3/23	NEW YORK	12,660	120-108	44-30	W
12/30	@SEATTLE	14,098	110-121	21-13	L	3/25	BUFFALO	11,642	112-106	45-30	W
1/3	@MILWAUKEE	8,571	125-103	22-13	W	3/29	PORTLAND	12,660	127-94	46-30	W
1/4	@NEW JERSEY	4,067	83-115	22-14	L	3/31	KANSAS CITY	10,590	136-112	47-30	W
1/5	BOS. @HARTFORD	10,019	121-111	23-14	W	4/2	GOLDEN STATE	11,040	105-99	48-30	W
1/7	@BUFFALO	7,029	107-97	24-14	W	4/4	@SAN ANTONIO	9,112	119-125	48-31	L
1/11	NEW ORLEANS	12,660	142-99	25-14	W	4/6	DENVER	12,660	105-111	48-32	L
1/13	DETROIT	12,660	111-100	26-14	W	4/7	@SEATTLE	14,098	83-95	48-33	L
1/15	CLEVELAND	11,787	113-104	27-14	W	4/10	NEW JERSEY	12,226	120-109	49-33	W

\*Overtime

## 77-78 Final Statistics

PLAYER	G	GS	MIN	3 PT			FTM-FTA	PCT	OR-DR	REB	AST	PF-DQ	STL	TO	BLK	PTS-AVG
				FGM-FGA	PCT	FGM-FGA										
WESTPHAL	80	80	2480	809-1568	.516	— —	396-487	.813	41-123	164	437	162-0	138	280	31	2014-25.2
DAVIS	81	81	2592	786-1494	.526	— —	387-466	.830	158-326	484	273	242-2	113	283	20	1959-24.2
ADAMS	70	49	1911	434-895	.485	— —	214-293	.730	158-407	565	225	242-8	86	234	63	1082-15.5
LEE	82	2	1927	417-950	.439	— —	170-228	.746	95-159	254	305	257-3	225	221	17	1004-12.2
BUSE	82	82	2550	287-626	.458	— —	112-136	.824	59-190	249	391	144-0	185	124	14	686-8.4
HEARD	80	73	2096	265-625	.424	— —	90-147	.612	166-486	652	132	213-0	129	120	101	620-7.8
SCOTT	81	5	1539	180-369	.488	— —	132-191	.691	135-222	357	88	158-0	52	85	40	492-6.1
PERRY	45	4	819	110-243	.453	— —	51-65	.785	87-163	250	48	120-2	34	63	22	271-6.0
BRAIZ	80	0	936	159-395	.403	— —	56-68	.824	42-73	115	123	104-1	39	89	5	374-4.7
FORREST	64	0	890	111-238	.466	— —	49-103	.476	84-166	250	129	105-0	23	84	34	271-4.2
GRIFFIN	36	0	421	61-169	.361	— —	23-36	.639	44-59	103	24	56-0	16	39	0	145-4.0
AWTREY	81	34	1620	112-264	.424	— —	69-109	.633	97-205	302	163	153-0	19	127	25	293-3.6
SUNS	82		19680	3731-7836	.476	— —	1749-2329	.751	1166-2579	3745	2338	1956-161059	1766	372	9211	112.3
OPPONENTS	82		19680	3578-7622	.469	— —	1749-2319	.754	1202-2743	3945	1988	2178-41	937	1969	372	8905-108.6

# Season Review 78-79

**RECORD****50-32**

Phoenix opened the regular season with the same starting lineup that began the 1977-78 season: **Walter Davis** and **Gar Heard** at forward, **Alvan Adams** at center, with **Paul Westphal** and **Don Buse** at guard. The Suns won five of their first six games and were 24-14 by January 1. By the All-Star break, the Suns were 32-20. For the third-straight year, Westphal was an All-Star starter, and Davis made it for the second-straight year.

On January 12, 1979, the Suns obtained **Leonard "Truck" Robinson** from the New Orleans Jazz in exchange for **Ron Lee**, **Marty Byrnes**, first-round picks in 1979 and 1980 and undisclosed cash. With an emotional overtime win over Seattle at Phoenix on March 30, the Suns qualified for the playoffs for the second year in a row and the fourth time in their 11 NBA seasons.

The regular season ended in spectacular fashion with the Suns capturing a record 50th win in the season's 80th game.

Phoenix led the NBA in steals with 915 (11.2 per game). Westphal was named All-NBA First Team, Davis was named to the second team. Buse was again named to the All-Defensive First Team. In the playoffs, the Suns got by Portland (2-1) and thrashed Kansas City (4-1), but lost to eventual World Champion Seattle SuperSonics, 4-3, in a hard-fought Western Conference Finals series.



**FRONT ROW:** Head Coach John MacLeod, Paul Westphal, Ted McClain, Trainer Joe Proski (kneeling), Don Buse, Mike Bratz, Assistant Coach Al Bianchi.

**BACK ROW:** Leonard Robinson, Alvin Scott, Alvan Adams, Bayard Forrest, Walter Davis, Joel Kramer, Garfield Heard.

DATE	OPPONENT	ATTEND.	SCORE	REC.	W/L	DATE	OPPONENT	ATTEND.	SCORE	REC.	W/L
10/13	SAN DIEGO	11,217	128-114	1-0	W	1/7	@NEW JERSEY	3,439	112-117	26-16	L
10/15	GOLDEN STATE	9,750	129-110	2-0	W	1/11	SEATTLE	12,660	106-109	26-17	L
10/17	SAN ANTONIO	8,755	107-110	2-1	L	1/13	INDIANA	12,660	99-102	26-18	L
10/18	@GOLDEN STATE	7,139	122-112	3-1	W	1/17	@MILWAUKEE	10,661	118-123	26-19	L
10/22	@PORTLAND	12,666	124-116	4-1	W	1/18	@DETROIT	5,839	97-87	27-19	W
10/24	MILWAUKEE	11,728	124-116	5-1	W	1/20	HOUSTON	12,660	116-97	28-19	W
10/25	@DENVER	14,448	104-108	5-2	L	1/24	PHILADELPHIA	12,660	101-94	29-19	W
10/27	@CHICAGO	7,807	115-110*	6-2	W	1/26	NEW YORK	11,813	108-107	30-19	W
10/28	@KANSAS CITY	9,534	102-112	6-3	L	1/28	NEW JERSEY	12,357	114-117	30-20	L
10/31	NEW YORK	11,197	120-108	7-3	W	1/31	MILWAUKEE	11,736	123-118	31-20	W
11/2	@NEW ORLEANS	6,943	106-99	8-3	W	2/2	SAN ANTONIO	12,660	133-108	32-20	W
11/4	@HOUSTON	9,163	103-110	8-4	L	2/6	@PORTLAND	12,666	93-110	32-21	L
11/8	CLEVELAND	9,311	118-96	9-4	W	2/9	ATLANTA	11,928	102-105	32-22	L
11/10	DENVER	10,277	132-150	9-5	L	2/11	CLEVELAND	10,972	136-101	33-22	W
11/12	NEW ORLEANS	9,158	128-122	10-5	W	2/15	WASHINGTON	12,660	119-108	34-22	W
11/15	@SAN ANTONIO	10,489	125-119	11-5	W	2/16	SEATTLE	23,103	104-119	34-23	L
11/17	@PHILADELPHIA	11,513	94-95	11-6	L	2/17	NEW ORLEANS	12,660	136-112	35-23	W
11/18	@DETROIT	10,789	119-105	12-6	W	2/20	@NEW YORK	10,921	117-107	36-23	W
11/21	@CLEVELAND	6,524	110-108	13-6	W	2/21	@NEW JERSEY	3,812	112-123	36-24	L
11/22	@INDIANA	9,432	115-110	14-6	W	2/23	@KANSAS CITY	10,768	112-121	36-25	L
11/24	HOUSTON	12,660	120-113	15-6	W	2/24	@ATLANTA	12,281	85-110	36-26	L
11/26	CHICAGO	10,921	125-109	16-6	W	2/28	INDIANA	10,735	103-102	37-26	W
11/28	@CHICAGO	7,826	112-124	16-7	L	3/2	DENVER	11,835	105-119	37-27	L
11/30	DETROIT	9,633	119-109	17-7	W	3/4	PHILADELPHIA	10,722	119-94	38-27	W
12/1	@LA LAKERS	10,529	122-130	17-8	L	3/8	CHICAGO	10,126	132-117	39-27	W
12/2	GOLDEN STATE	9,167	108-116	17-9	L	3/11	@INDIANA	14,173	111-112	39-28	L
12/6	ATLANTA	10,345	136-109	18-9	W	3/13	@CLEVELAND	7,690	124-120	40-28	W
12/8	@BOSTON	11,762	124-104	19-9	W	3/14	@BOSTON	10,308	126-117	41-28	W
12/9	@WASHINGTON	17,438	98-101	19-10	L	3/16	@SAN ANTONIO	14,864	128-122	42-28	W
12/12	@MILWAUKEE	10,938	114-120	19-11	L	3/17	@HOUSTON	12,557	122-134	42-29	L
12/16	LA LAKERS	11,327	119-100	20-11	W	3/18	@NEW ORLEANS	5,108	117-121	42-30	L
12/17	@SAN DIEGO	6,068	110-116	20-12	L	3/21	BOSTON	11,568	134-113	43-30	W
12/20	WASHINGTON	9,789	129-137	20-13	L	3/23	KANSAS CITY	12,660	126-107	44-30	W
12/22	KANSAS CITY	10,533	123-103	21-13	W	3/25	@GOLDEN STATE	10,651	111-95	45-30	W
12/26	@DENVER	16,325	106-102	22-13	W	3/28	LA LAKERS	11,805	112-106	46-30	W
12/28	PORTLAND	12,510	129-127*	23-13	W	3/30	SEATTLE	12,660	113-111*	47-30	W
12/29	@SEATTLE	20,565	92-119	23-14	L	4/1	DETROIT	10,550	116-105	48-30	W
12/30	BOSTON	12,660	112-109	24-14	W	4/4	PORTLAND	11,305	106-95	49-30	W
1/2	@NEW YORK	11,266	114-102	25-14	W	4/6	SAN DIEGO	12,660	118-117	50-30	W
1/5	@WASHINGTON	14,929	94-104	25-15	L	4/7	@SAN DIEGO	11,614	116-120	50-31	L
1/6	@PHILADELPHIA	16,109	143-139	26-15	W	4/8	@LA LAKERS	11,973	103-111	50-32	L

\*Overtime

## 78-79 Final Statistics

PLAYER	G	GS	MIN	3 PT			FTM-FTA	PCT	OR-DR	REB	AST	PF-DQ	STL	TO	BLK	PTS-AVG
				FGM-FGA	PCT	FGM-FGA										
WESTPHAL	81	81	2641	801-1496	.535	—	339-405	.837	35-124	159	529	159-1	111	232	26	1941-24.0
DAVIS	79	78	2433	764-1362	.561	—	340-409	.831	111-262	373	339	250-5	147	293	26	1868-23.6
ADAMS	77	74	2364	569-1073	.530	—	231-289	.799	220-485	705	360	246-4	110	279	63	1369-17.8
ROBINSON(TOT)	69	63	2539	566-1152	.491	—	324-462	.701	195-607	802	113	206-2	46	233	75	1456-21.1
ROBINSON(PHX)	26	20	757	169-333	.508	—	79-123	.642	56-169	225	39	76-1	17	90	12	417-16.0
LEE	43	1	946	173-383	.452	—	74-104	.712	42-71	113	132	138-2	69	116	4	420-9.8
BRAITZ	77	0	1294	242-533	.454	—	139-170	.818	55-86	141	179	151-0	64	135	7	623-8.1
BUSE	82	82	2542	285-576	.495	—	70-91	.769	44-173	217	356	149-0	156	96	18	640-7.8
BYRNES	43	0	735	109-223	.489	—	73-100	.730	49-48	97	61	69-0	15	79	2	291-6.8
SCOTT	81	28	1733	212-396	.535	—	120-168	.714	104-256	360	126	139-2	80	99	62	544-6.7
HEARD	63	37	1216	162-367	.441	—	71-103	.689	98-253	351	60	141-1	53	60	57	395-6.3
KRAMER	82	1	1402	181-370	.489	—	125-176	.710	134-203	337	92	224-2	45	98	23	487-5.9
MCLLAIN	36	0	464	62-132	.470	—	42-46	.913	25-44	69	60	51-0	19	54	0	166-4.6
FORREST	75	8	1245	118-272	.434	—	62-115	.539	110-205	315	167	151-1	29	107	37	298-4.0
SUNS	82		19680	3847-7516	.512	—	1765-2299	.768	1083-2379	3462	2500	1944-19	915	1760	337	9459-115.4
OPPONENTS	82		19680	3775-7626	.495	—	1606-2127	.755	1238-2424	3662	2091	2144-33	890	1841	402	9156-111.7

# Season Review 79-80

**RECORD****55-27**

Phoenix opened the regular season on October 12 with a starting lineup of **Walter Davis** and **Truck Robinson** at forward, **Alvan Adams** at center and **Don Buse** and **Paul Westphal** at guard. The Suns were the only team in the NBA with five former All-Star participants as starters. By the All-Star break, Phoenix was 35-19.

On February 15, the Suns obtained center **Rich Kelley** from the New Jersey Nets in exchange for a second-round draft pick in 1983, a first-round pick in 1982 and cash. The Suns chased Seattle and the L.A. Lakers for the Pacific Division lead for virtually the entire 82-game schedule, moving into a tie for the lead in late November and early December. For the majority of the season, the Suns were locked in third place in the Pacific.

For the second season in a row Buse, Adams, Davis and Westphal all finished with over 300 assists, the only time in NBA history that four players on the same team had accomplished the feat. Davis and Westphal played in the NBA All-Star Game in Washington. Westphal and Davis were named to the All-NBA First Team and Second Teams, respectively. In the playoffs, the Suns defeated Kansas City, 2-1, then lost to the L.A. Lakers, 4-1.

In the winter of 1980, the **Phoenix Suns Gorilla** arrived on the scene in the form of an Eastern Union singing telegram messenger. He was invited back, and has "hung" around ever since.



**FRONT ROW:** Assistant Coach John Wetzel, Don Buse, Paul Westphal, Trainer Joe Proski (kneeling), Head Coach John MacLeod, Johnny High, Mike Bratz, Assistant Coach Al Bianchi.

**BACK ROW:** Walter Davis, Alvin Scott, Leonard Robinson, Alvan Adams, Bayard Forrest, Jeff Cook, Joel Kramer, Gar Heard.



DATE	OPPONENT	ATTEND.	SCORE	REC.	W/L	DATE	OPPONENT	ATTEND.	SCORE	REC.	W/L
10/12	GOLDEN STATE	11,785	97-89	1-0	W	1/5	@HOUSTON	9,122	110-111	26-16	L
10/14	CHICAGO	10,039	112-102	2-0	W	1/9	GOLDEN STATE	11,706	113-100	27-16	W
10/16	SEATTLE	10,253	102-86	3-0	W	1/12	@GOLDEN STATE	9,547	96-107	27-17	L
10/19	@MILWAUKEE	10,938	94-95	3-1	L	1/13	UTAH	10,725	106-103	28-17	W
10/20	@CHICAGO	12,117	104-116	3-2	L	1/15	@DENVER	13,057	107-99	29-17	W
10/21	@KANSAS CITY	6,648	85-122	3-3	L	1/16	@UTAH	6,588	115-108	30-17	W
10/23	MILWAUKEE	10,538	108-114	3-4	L	1/17	ATLANTA	12,660	101-99	31-17	W
10/24	@GOLDEN STATE	6,296	110-108*	4-4	W	1/19	SAN DIEGO	12,660	137-123	32-17	W
10/26	@SEATTLE	18,514	92-86	5-4	W	1/23	NEW YORK	11,504	109-119	32-18	L
10/28	@PORTLAND	12,666	89-88	6-4	W	1/25	MILWAUKEE	12,660	110-96	33-18	W
10/30	SAN ANTONIO	11,489	142-109	7-4	W	1/27	PHILADELPHIA	12,660	125-118	34-18	W
11/2	@LA LAKERS	14,344	110-112	7-5	L	1/29	@SAN DIEGO	11,428	121-133	34-19	L
11/6	@UTAH	6,197	120-107	8-5	W	1/30	DENVER	11,069	122-114	35-19	W
11/7	SAN DIEGO	11,097	102-114	8-6	L	2/6	KANSAS CITY	12,310	97-95	36-19	W
11/9	CLEVELAND	10,911	110-106	9-6	W	2/8	@CHICAGO	10,403	113-109	37-19	W
11/11	DENVER	11,118	116-91	10-6	W	2/10	@MILWAUKEE	10,938	107-109	37-20	L
11/14	INDIANA	9,762	104-100	11-6	W	2/13	BOSTON	12,660	135-134	38-20	W
11/16	PORTLAND	11,464	98-97	12-6	W	2/15	WASHINGTON	12,660	116-104	39-20	W
11/18	GOLDEN STATE	10,409	95-99	12-7	L	2/17	NEW JERSEY	12,466	128-98	40-20	W
11/20	@SAN DIEGO	6,992	110-117	12-8	L	2/19	@CLEVELAND	5,739	109-128	40-21	L
11/21	KANSAS CITY	10,704	128-120	13-8	W	2/21	@DETROIT	5,317	125-116	41-21	W
11/23	LA LAKERS	12,660	126-112	14-8	W	2/22	@ATLANTA	13,150	104-111	41-22	L
11/24	@DENVER	13,664	115-101	15-8	W	2/24	@INDIANA	9,174	113-105	42-22	W
11/25	@PORTLAND	12,666	87-86	16-8	W	2/26	@DENVER	11,149	112-121	42-23	L
11/28	@SEATTLE	28,248	116-127	16-9	L	2/27	MILWAUKEE	11,683	110-119*	42-24	L
12/1	CHICAGO	12,660	99-86	17-9	W	2/28	@UTAH	6,903	111-101	43-24	W
12/4	@NEW YORK	11,042	114-118	17-10	L	3/2	LA LAKERS	12,660	123-115	44-24	W
12/5	@NEW JERSEY	5,162	100-115	17-11	L	3/5	SEATTLE	12,660	127-111	45-24	W
12/7	@BOSTON	15,320	92-100	17-12	L	3/7	UTAH	12,245	110-94	46-24	W
12/8	@PHILADELPHIA	12,051	96-117	17-13	L	3/9	CHICAGO	11,210	113-103*	47-24	W
12/11	@WASHINGTON	8,216	123-99	18-13	W	3/12	@GOLDEN STATE	6,936	122-113	48-24	W
12/13	HOUSTON	11,841	121-113	19-13	W	3/15	@SAN DIEGO	10,635	109-120	48-25	L
12/15	DETROIT	11,844	126-105	20-13	W	3/16	@LA LAKERS	16,587	106-128	48-26	L
12/19	UTAH	10,501	117-99	21-13	W	3/18	@KANSAS CITY	11,448	112-109	49-26	W
12/21	@CHICAGO	5,706	127-117	22-13	W	3/19	LA LAKERS	12,660	112-108	50-26	W
12/22	@KANSAS CITY	8,868	115-111	23-13	W	3/21	@PORTLAND	12,666	111-100	51-26	W
12/23	@MILWAUKEE	10,938	106-103	24-13	W	3/23	DENVER	11,705	118-102	52-26	W
12/26	PORTLAND	12,660	119-99	25-13	W	3/25	@SEATTLE	34,152	95-104	52-27	L
12/28	KANSAS CITY	12,660	118-112	26-13	W	3/26	SEATTLE	12,660	109-99	53-27	W
12/30	@LA LAKERS	15,544	105-113	26-14	L	3/28	PORTLAND	12,224	114-100	54-27	W
1/2	@SAN ANTONIO	8,276	109-118	26-15	L	3/30	SAN DIEGO	10,807	122-104	55-27	W

\*Overtime

## 79-80 Final Statistics

PLAYER	G	GS	MIN	3 PT			FTM-FTA	PCT	OR-DR	REB	AST	PF-DQ	STL	TO	BLK	PTS-AVG	
				FGM-FGA	PCT	FGM-FGA											
WESTPHAL	82	82	2665	692-1317	.525	26-93	.280	382-443	.862	46-141	187	416	162-0	119	207	35	1792-21.9
DAVIS	75	73	2310	657-1166	.563	0-4	.000	299-365	.819	75-197	272	337	202-2	114	242	19	1613-21.5
ROBINSON	82	82	2706	545-1064	.512	0-0	—	325-487	.667	213-557	770	142	262-2	58	251	59	1415-17.3
ADAMS	75	64	2168	465-875	.531	0-2	.000	188-236	.797	158-451	609	322	237-4	108	218	55	1118-14.9
KELLEY(TOT)	80	25	1840	229-484	.473	0-3	.000	244-310	.787	200-315	515	178	273-5	78	198	96	702-8.8
KELLEY(PHX)	23	0	373	43-85	.506	0-0	—	47-60	.783	44-74	118	50	58-0	28	46	17	133-5.8
BRAZT	82	1	1591	269-687	.392	21-86	.244	141-162	.870	50-117	167	223	165-0	93	135	9	700-8.5
BUSE	81	81	2503	261-589	.443	19-79	.241	85-128	.664	70-163	233	320	111-0	132	91	10	626-7.7
COOK	66	14	904	129-275	.469	0-3	.000	104-129	.806	90-151	241	84	102-0	28	71	18	362-5.5
HIGH	82	0	1123	144-323	.446	1-7	.143	120-178	.674	69-104	173	119	172-1	71	123	15	409-5.0
HEARD	82	5	1402	171-410	.417	0-2	.000	64-86	.744	118-262	380	97	177-0	84	88	49	406-5.0
SCOTT	79	4	1304	127-301	.422	1-3	.333	95-122	.779	89-139	228	98	101-0	47	92	53	350-4.4
KRAMER	54	4	713	67-143	.469	0-1	.000	56-70	.800	49-102	151	75	104-0	26	51	5	190-3.5
SUNS	82		19755	3570-7235	.493	68-280	.243	1906-2466	.773	1071-2458	3529	2283	1853-9	908	1629	344	9114-111.1
OPPONENTS	82		19755	3563-7480	.476	100-297	.337	1593-2119	.752	1216-2447	3663	2026	2051-32	882	1663	389	8819-107.5

# Season Review 80-81

**RECORD****57-25**

When the Suns opened the season, questions surrounded newcomer **Dennis Johnson**, who had come to the Suns in a controversial deal that sent **Paul Westphal** to Seattle. There also were doubts about the Suns ability to adjust to the move of All-Star forward **Walter Davis** to the backcourt and the addition of **Jeff Cook** into the starting lineup at forward. The Suns responded with one of their most successful seasons ever, finishing with a then club-record 57 wins en route to their first division title and the best record in the Western Conference. Phoenix was out of first place for only two days.

The Suns' 36-5 home record tied their 1979-80 mark as the best in the club's history and their 21-20 record on the road was the first-ever winning road record. The Suns did not lose more than two games in a row all season.

The Suns played their 1,000th game on November 12, 1980, a 130-127 win over the visiting San Antonio Spurs.

The All-Star Game in Cleveland had a distinctive Phoenix flavor with **John MacLeod** and the Suns coaching staff at the helm of the West squad. Davis was voted to a starting forward position by the fans and Johnson and **Truck Robinson** were named to the team by a vote of Western Conference coaches.

In the playoffs, the Suns were surprised by a gritty Kansas City Kings club, led by former Suns' coach **Cotton Fitzsimmons**, that took the Western Conference Semifinals 4-3. At season's end, Johnson was named to the All-NBA First Team and All-Defensive First Team. Suns General Manager **Jerry Colangelo** was named NBA Executive of the Year for the second time by *The Sporting News*.



**FRONT ROW:** Assistant Coach Al Bianchi, Kyle Macy, Dennis Johnson, Head Coach John MacLeod, Trainer Joe Proski (kneeling), Don Buse, Johnny High, Assistant Coach John Wetzel.

**BACK ROW:** Walter Davis, Leonard Robinson, Joel Kramer, Jeff Cook, Rich Kelley, Alvan Adams, Alvin Scott, Mike Niles.

DATE	OPPONENT	ATTEND.	SCORE	REC.	W/L	DATE	OPPONENT	ATTEND.	SCORE	REC.	W/L
10/10	GOLDEN STATE	11,590	121-101	1-0	W	1/2	@DENVER	10,514	133-132	33-9	W
10/12	KANSAS CITY	10,131	109-100	2-0	W	1/6	@ATLANTA	7,496	113-106	34-9	W
10/15	@UTAH	6,300	107-93	3-0	W	1/7	@BOSTON	15,320	90-108	34-10	L
10/17	@LA LAKERS	10,411	109-116	3-1	L	1/9	@NEW JERSEY	8,305	112-95	35-10	W
10/19	@SAN DIEGO	4,022	102-84	4-1	W	1/11	@MILWAUKEE	11,052	109-123	35-11	L
10/21	DALLAS	10,507	111-99	5-1	W	1/13	SEATTLE	12,506	104-99	36-11	W
10/24	@DENVER	8,357	117-94	6-1	W	1/14	DENVER	11,330	128-102	37-11	W
10/25	@SEATTLE	16,715	100-75	7-1	W	1/16	HOUSTON	11,396	92-89	38-11	W
10/29	SAN DIEGO	11,174	105-89	8-1	W	1/18	ATLANTA	12,121	120-86	39-11	W
10/31	@DETROIT	3,619	103-98*	9-1	W	1/20	@SAN ANTONIO	11,883	112-119*	39-12	L
11/1	@KANSAS CITY	7,792	127-100	10-1	W	1/21	@HOUSTON	8,325	100-106	39-13	L
11/4	INDIANA	12,018	109-108	11-1	W	1/23	MILWAUKEE	12,660	131-122	40-13	W
11/5	@SAN ANTONIO	12,358	84-114	11-2	L	1/25	@PHILADELPHIA	14,893	93-98	40-14	L
11/8	@HOUSTON	8,208	116-115	12-2	W	1/26	@NEW YORK	14,950	99-94	41-14	W
11/11	@SAN DIEGO	4,727	109-107	13-2	W	1/28	@WASHINGTON	9,347	98-108	41-15	L
11/12	SAN ANTONIO	12,660	130-127	14-2	W	1/29	@CLEVELAND	5,489	111-115	41-16	L
11/15	@GOLDEN STATE	13,237	108-119	14-3	L	2/4	UTAH	11,571	114-89	42-16	W
11/16	PORTLAND	11,125	119-107	15-3	W	2/6	HOUSTON	12,090	112-99	43-16	W
11/18	@DALLAS	6,015	102-91	16-3	W	2/8	WASHINGTON	12,396	113-107*	44-16	W
11/20	LA LAKERS	12,660	102-99	17-3	W	2/10	@SAN DIEGO	8,798	107-93	45-16	W
11/21	@LA LAKERS	14,164	88-116	17-4	L	2/11	DALLAS	10,357	119-97	46-16	W
11/23	DENVER	11,151	131-113	18-4	W	2/13	SAN DIEGO	10,826	110-94	47-16	W
11/26	SEATTLE	11,769	113-103	19-4	W	2/15	NEW YORK	12,660	101-115	47-17	L
11/28	CHICAGO	12,660	102-101	20-4	W	2/17	GOLDEN STATE	11,433	118-109	48-17	W
11/29	@GOLDEN STATE	10,981	113-108	21-4	W	2/19	@DENVER	15,252	126-127	48-18	L
11/30	HOUSTON	11,163	117-114	22-4	W	2/20	@SEATTLE	21,407	111-112	48-19	L
12/2	@SAN ANTONIO	9,112	122-107	23-4	W	2/22	PHILADELPHIA	12,660	116-110	49-19	W
12/3	@KANSAS CITY	7,719	100-103	23-5	L	2/27	@PORTLAND	12,666	117-121	49-20	L
12/5	NEW JERSEY	11,876	88-90	23-6	L	3/1	@LA LAKERS	17,505	101-96	50-20	W
12/7	GOLDEN STATE	11,449	106-88	24-6	W	3/4	CLEVELAND	12,660	126-106	51-20	W
12/9	@CHICAGO	8,245	123-108	25-6	W	3/5	@UTAH	5,804	112-100	52-20	W
12/10	@INDIANA	9,140	90-102	25-7	L	3/6	PORTLAND	12,660	128-107	53-20	W
12/14	PORTLAND	10,180	110-116	25-8	L	3/8	@KANSAS CITY	8,260	68-105	53-21	L
12/17	DALLAS	10,247	115-102	26-8	W	3/10	@DALLAS	6,469	103-107	53-22	L
12/19	UTAH	10,813	108-90	27-8	W	3/18	LA LAKERS	12,660	126-114	54-22	W
12/21	@PORTLAND	12,666	111-100	28-8	W	3/21	@GOLDEN STATE	12,478	105-114	54-23	L
12/22	@SEATTLE	16,847	109-98	29-8	W	3/22	SEATTLE	11,657	107-91	55-23	W
12/23	DETROIT	11,225	113-104	30-8	W	3/24	@PORTLAND	12,666	111-120	55-24	L
12/25	SAN ANTONIO	12,660	131-111	31-8	W	3/25	KANSAS CITY	12,660	101-110	55-25	L
12/27	LA LAKERS	12,660	116-106	32-8	W	3/27	SAN DIEGO	12,660	124-100	56-25	W
12/30	BOSTON	12,660	97-116	32-9	L	3/29	UTAH	11,352	105-90	57-25	W

\*Overtime

## 80-81 Final Statistics

PLAYER	G	GS	MIN	3 PT			FTM-FTA	PCT	OR-DR	REB	AST	PF-DQ	STL	TO	BLK	PTS-AVG
				FGM-FGA	PCT	FGM-FGA										
ROBINSON	82	82	3088	647-1280	.505	0-0	—	.249-.396	.629	216-573	789	206	220-1	68	250	38 1543-18.8
JOHNSON	79	77	2615	532-1220	.436	11-51	.216	411-501	.820	160-203	363	291	244-2	136	208	61 1486-18.8
DAVIS	78	77	2182	593-1101	.539	7-17	.412	209-250	.836	63-137	200	302	192-3	97	222	12 1402-18.0
ADAMS	75	69	2054	458-870	.526	0-0	—	199-259	.768	157-389	546	344	226-2	106	226	69 1115-14.9
COOK	79	77	2192	286-616	.464	0-5	.000	100-155	.645	170-297	467	201	236-3	82	146	54 672-8.5
HIGH	81	10	1750	246-576	.427	2-24	.083	183-264	.693	89-139	228	202	251-2	129	188	26 677-8.4
MACY	82	0	1469	272-532	.511	12-51	.235	107-119	.899	44-88	132	160	120-0	76	95	5 663-8.1
KELLEY	81	13	1686	196-387	.506	0-2	.000	175-231	.758	131-310	441	282	210-0	79	209	63 567-7.0
SCOTT	82	5	1423	173-348	.497	1-6	.167	97-127	.764	101-167	268	114	124-0	60	77	70 444-5.4
KRAMER	82	0	1065	136-258	.527	0-1	.000	63-91	.692	77-155	232	88	132-0	35	67	17 335-4.1
NILES	44	0	231	48-138	.348	2-4	.500	17-37	.459	26-32	58	15	41-0	8	25	1 115-2.6
SUNS	82		19755	3587-7326	.490	35-161	.217	1810-2430	.745	1234-2490	3724	2205	1996-13	876	1733	416 9019-110.0
OPPONENTS	82		19755	3368-7221	.466	69-209	.330	1762-2383	.739	1160-2284	3444	1970	2116-26	912	1752	401 8567-104.5

# Season Review 81-82

**RECORD****46-36**

The Suns were dealt a crippling blow just days before the season opened when guard **Walter Davis** suffered a fractured elbow in the final preseason game. **Kyle Macy** joined **Dennis Johnson**, **Alvan Adams**, **Truck Robinson** and **Jeff Cook** in the Suns' opening night starting lineup. Seeking the right combinations and the proper chemistry, 1981-82 became a season of constant change and experimentation as Head Coach **John MacLeod** utilized 21 different starting units.

**Alvin Scott** supplanted Cook in the starting lineup and later in the season Scott was supplanted by Adams, who shifted from his normal center position to allow **Rich Kelley** into the starting lineup. Davis began his comeback in late December, but it became clear his elbow, still joined by surgical tension wires and screws, would keep him from reaching top form. He was used in a sixth man role most of the year.

With a month remaining in the season, the Suns found themselves embroiled in a heated Western Conference playoff race. The Suns finished the regular season with a 46-36 mark, good enough for third place in the NBA Pacific Division and a playoff berth. Phoenix opened postseason play by defeating Denver, 2-1, in a hard-fought series, winning the deciding game on the Nuggets' home court. In the Western Conference Semifinals, however, the Suns ran into a L.A. Lakers juggernaut and were swept by the Lakers (4-0) who went on to sweep San Antonio, then defeated Philadelphia to win the NBA Championship. Johnson was named to the NBA All-Defensive First Team and was the lone Suns representative at the midseason All-Star Game in New Jersey.



**FRONT ROW:** Assistant Coach John Wetzel, Dudley Bradley, Kyle Macy, Trainer Joe Proski (kneeling), Head Coach John MacLeod, Dennis Johnson, Walter Davis, Assistant Coach Al Bianchi.

**BACK ROW:** Leonard Robinson, Craig Dykema, Alvan Adams, Larry Nance, Rich Kelley, Jeff Cook, Alvin Scott, Joel Kramer.

DATE	OPPONENT	ATTEND.	SCORE	REC.	W/L	DATE	OPPONENT	ATTEND.	SCORE	REC.	W/L
10/30	@PORTLAND	12,666	95-103	0-1	L	2/3	GOLDEN STATE	11,185	88-90	24-18	L
10/31	@SEATTLE	33,014	84-94	0-2	L	2/4	@SAN ANTONIO	10,838	112-118	24-19	L
11/3	SAN ANTONIO	10,888	111-88	1-2	W	2/5	@HOUSTON	11,869	104-106	24-20	L
11/5	DALLAS	10,173	121-93	2-2	W	2/7	@MILWAUKEE	11,052	92-107	24-21	L
11/6	@LA LAKERS	13,665	101-99	3-2	W	2/10	BOSTON	14,660	112-110	25-21	W
11/7	@UTAH	8,318	87-95	3-3	L	2/12	ATLANTA	12,654	94-90	26-21	W
11/10	@DENVER	8,374	109-106	4-3	W	2/13	@UTAH	11,447	115-120	26-22	L
11/12	INDIANA	10,224	95-93	5-3	W	2/16	@CHICAGO	5,871	91-86	27-22	W
11/14	LA LAKERS	14,068	97-98	5-4	L	2/17	@KANSAS CITY	6,765	107-110	27-23	L
11/18	@ATLANTA	5,103	97-102	5-5	L	2/19	@NEW YORK	8,930	104-90	28-23	W
11/21	@DALLAS	8,268	110-88	6-5	W	2/21	@PHILADELPHIA	13,214	102-109	28-24	L
11/25	HOUSTON	11,947	128-114	7-5	W	2/24	CLEVELAND	11,292	131-97	29-24	W
11/27	CHICAGO	12,544	111-107	8-5	W	2/26	DENVER	12,683	131-122	30-24	W
12/1	SAN DIEGO	10,087	117-94	9-5	W	2/28	@SEATTLE	21,847	103-98	31-24	W
12/3	DENVER	10,165	137-109	10-5	W	3/2	@PORTLAND	12,666	108-119	31-25	L
12/5	UTAH	10,550	101-99	11-5	W	3/3	UTAH	10,080	115-102	32-25	W
12/8	@SAN DIEGO	4,459	110-121	11-6	L	3/5	KANSAS CITY	11,912	110-98	33-25	W
12/9	@GOLDEN STATE	8,785	127-134*	11-7	L	3/7	HOUSTON	11,727	92-94	33-26	L
12/10	PORTLAND	10,842	117-110	12-7	W	3/9	@WASHINGTON	7,331	103-95	34-26	W
12/12	WASHINGTON	10,482	98-105	12-8	L	3/10	@NEW JERSEY	13,393	105-113	34-27	L
12/15	@HOUSTON	9,213	95-99	12-9	L	3/11	@CLEVELAND	4,577	101-95	35-27	W
12/16	@KANSAS CITY	6,899	81-97	12-10	L	3/14	@BOSTON	15,320	92-105	35-28	L
12/18	@SAN ANTONIO	10,805	108-104	13-10	W	3/16	@HOUSTON	12,113	114-109	36-28	W
12/19	KANSAS CITY	11,257	95-87	14-10	W	3/17	DENVER	11,349	133-135*	36-29	L
12/23	GOLDEN STATE	10,623	118-103	15-10	W	3/21	SEATTLE	13,076	105-115	36-30	L
12/25	LA LAKERS	14,056	101-104	15-11	L	3/23	@GOLDEN STATE	11,044	91-95	36-31	L
12/26	@GOLDEN STATE	11,203	96-112	15-12	L	3/24	DALLAS	11,046	104-96	37-31	W
12/27	PHILADELPHIA	14,660	99-96	16-12	W	3/26	MILWAUKEE	13,730	113-112	38-31	W
12/30	PORTLAND	12,438	113-112	17-12	W	3/27	@DENVER	15,222	134-140**	38-32	L
1/2	SEATTLE	12,779	120-97	18-12	W	3/29	@UTAH	7,981	113-102	39-32	W
1/5	@INDIANA	7,446	82-87	18-13	L	3/31	SAN DIEGO	11,561	127-106	40-32	W
1/7	@DETROIT	5,290	110-94	19-13	W	4/2	@LA LAKERS	17,505	109-99	41-32	W
1/9	@DALLAS	10,238	101-105	19-14	L	4/4	KANSAS CITY	10,926	104-95	42-32	W
1/12	GOLDEN STATE	10,940	133-121	20-14	W	4/6	@SEATTLE	21,794	91-102	42-33	L
1/14	NEW YORK	12,188	90-89	21-14	W	4/8	PORTLAND	11,911	104-106	42-34	L
1/16	SAN DIEGO	12,885	106-87	22-14	W	4/9	@DALLAS	9,673	100-105	42-35	L
1/19	SAN ANTONIO	11,251	108-96	23-14	W	4/10	SEATTLE	11,488	116-99	43-35	W
1/22	NEW JERSEY	11,605	97-99	23-15	L	4/13	@SAN DIEGO	4,056	105-94	44-35	W
1/23	DETROIT	13,518	113-90	24-15	W	4/14	SAN ANTONIO	11,115	104-92	45-35	W
1/27	@SAN DIEGO	5,127	92-99	24-16	L	4/16	@PORTLAND	12,666	113-99	46-35	W
1/28	@LA LAKERS	14,623	87-97	24-17	L	4/18	LA LAKERS	14,660	115-120	46-36	L

\*Overtime

## 81-82 Final Statistics

PLAYER	G	GS	MIN	FGM-FGA			3 PT			FTM-FTA	PCT	OR-DR	REB	AST	PF-DQ	STL	TO	BLK	PTS-AVG
				PCT	FGM-FGA	PCT	FGM-FGA	PCT											
JOHNSON	80	77	2936	577-1228	.470	8-42	.190	399-495	.806	142-268	.410	369	253-6	105	233	55	1561-19.5		
ROBINSON	74	72	2745	579-1128	.513	1-1	1.000	255-371	.687	202-519	.721	179	215-2	42	202	28	1414-19.1		
ADAMS	79	75	2394	507-1027	.494	0-1	.000	182-233	.781	138-448	.586	356	269-7	114	196	78	1196-15.1		
DAVIS	55	12	1183	350-669	.523	3-16	.188	91-111	.820	21-82	.103	162	104-1	46	112	3	794-14.4		
MACY	82	72	2854	486-945	.514	39-100	.390	152-169	.899	78-183	.261	384	185-1	143	125	9	1163-14.2		
KELLEY	81	39	1895	236-505	.467	0-1	.000	167-223	.749	168-329	.497	293	292-14	64	244	71	639-7.9		
NANCE	80	0	1184	227-436	.521	0-1	.000	75-117	.641	95-161	.256	82	169-2	42	104	71	529-6.6		
SCOTT	81	38	1742	189-380	.497	0-2	.000	108-148	.730	97-197	.294	149	169-0	59	98	70	486-6.0		
BRADLEY	64	3	934	125-281	.445	1-4	.250	74-100	.740	30-57	.87	80	115-0	78	71	10	325-5.1		
COOK	76	22	787	151-358	.422	0-2	.000	89-134	.664	112-189	.301	100	174-1	37	80	23	391-5.1		
KRAMER	56	0	549	55-133	.414	0-0	—	33-42	.786	36-72	.108	51	62-0	19	26	11	143-2.6		
MCCULLOUGH	8	0	23	9-13	.692	0-0	—	3-5	.600	1-3	.4	3	3-0	2	3	0	21-2.6		
DYKEMA	32	0	102	17-37	.459	2-4	.500	7-9	.778	3-9	.12	15	19-0	2	7	0	43-1.3		
SUNS	82		19780	3508-7140	.491	54-174	.310	1635-2157	.758	1123-2517	.3640	2223	2029-34	753	1528	429	8705-106.2		
OPPONENTS	82		19780	3350-7186	.466	51-200	.255	1671-2215	.754	1158-2366	.3524	1949	2064-18	775	1391	360	8422-102.7		

# Season Review 82-83

The Suns were ready for change. They traded **Truck Robinson** to New York for forward **Maurice Lucas**. They installed second-year man **Larry Nance** at the small forward slot and welcomed back a healthy **Walter Davis** at guard. The only holdovers in the starting lineup from 1981-82 were center **Alvan Adams** and guard **Dennis Johnson**.

**RECORD**
**53-29**

As the season progressed, so did Nance. He finished the year by leading the Suns in field goal percentage (.550) and set a new franchise record for blocked shots in a season with 217.

In spite of their success, the Suns had a glaring weakness at backup center, where they juggled **Jeff Cook**, **Joel Kramer** and Lucas. With starting center Adams undersized at 6-9, the Suns needed help in the middle. Phoenix traded Cook, cash, a third-round draft pick in 1983 and other considerations to Cleveland in exchange for 7-1 center **James Edwards**, who was coming back after early season knee surgery.

Following the All-Star break, the Suns won 23 of the 30 games and finished the season as the hottest team in the league, winning six straight. Phoenix won 14 of its final 16 games and in the process matched its best-ever season road record (21-20). The Suns qualified for postseason play for the sixth-straight year and the seventh time in eight seasons, but were eliminated by Denver, 2-1, in the opening round.



**FRONT ROW:** Assistant Coach Al Bianchi, Head Coach John MacLeod, Kyle Macy, Walter Davis, Dennis Johnson, Johnny High, Trainer Joe Proski, Assistant Coach John Wetzel.

**BACK ROW:** Rory White, Alvin Scott, Maurice Lucas, Larry Nance, James Edwards, Alvan Adams, Charles Pittman, Joel Kramer, David Thirdkill.



DATE	OPPONENT	ATTEND.	SCORE	REC.	W/L	DATE	OPPONENT	ATTEND.	SCORE	REC.	W/L
10/29	@SAN DIEGO	5,063	113-99	1-0	W	1/21	INDIANA	11,857	117-118	26-16	L
10/31	@DENVER	8,893	110-114	1-1	L	1/23	@KANSAS CITY	7,065	102-92	27-16	W
11/2	PORTLAND	10,274	92-87	2-1	W	1/25	@ATLANTA	5,418	94-96	27-17	L
11/4	UTAH	10,095	119-104	3-1	W	1/26	@PHILADELPHIA	14,126	102-113	27-18	L
11/6	@DALLAS	12,780	112-100	4-1	W	1/28	@BOSTON	15,320	104-111	27-19	L
11/7	@SAN ANTONIO	9,448	100-101	4-2	L	1/29	@WASHINGTON	7,027	82-88	27-20	L
11/9	@HOUSTON	7,563	119-91	5-2	W	2/2	UTAH	9,468	112-96	28-20	W
11/10	KANSAS CITY	10,148	106-100	6-2	W	2/4	HOUSTON	10,541	115-99	29-20	W
11/12	CLEVELAND	9,876	94-81	7-2	W	2/6	@GOLDEN STATE	8,646	109-92	30-20	W
11/14	@PORTLAND	12,666	102-94	8-2	W	2/8	DALLAS	11,037	100-112	30-21	L
11/16	LA LAKERS	13,288	113-105	9-2	W	2/10	@SAN DIEGO	4,813	100-101	30-22	L
11/18	DENVER	9,640	107-118	9-3	L	2/16	K.C. @ST. LOUIS	6,078	111-102	31-22	W
11/20	ATLANTA	11,009	91-80	10-3	W	2/19	@DETROIT	25,253	101-112	31-23	L
11/24	WASHINGTON	9,764	93-106	10-4	L	2/20	@CLEVELAND	3,782	103-81	32-23	W
11/26	NEW JERSEY	11,678	110-99	11-4	W	2/22	MILWAUKEE	12,908	112-105	33-23	W
11/27	@KANSAS CITY	8,107	99-105	11-5	L	2/24	@UTAH	8,479	110-103	34-23	W
11/30	@GOLDEN STATE	6,759	98-110	11-6	L	2/25	@SEATTLE	13,688	106-101	35-23	W
12/2	PHILADELPHIA	14,660	108-116	11-7	L	2/26	BOSTON	14,660	101-103	35-24	L
12/4	SAN DIEGO	10,527	103-113	11-8	L	3/2	SAN ANTONIO	10,666	110-106	36-24	W
12/8	@LA LAKERS	13,763	86-89	11-9	L	3/4	GOLDEN STATE	13,027	109-102	37-24	W
12/10	HOUSTON	9,214	97-83	12-9	W	3/8	@DALLAS	9,529	99-120	37-25	L
12/12	@PORTLAND	12,666	94-99	12-10	L	3/9	@SAN ANTONIO	8,201	105-108	37-26	L
12/14	@SEATTLE	12,432	114-109*	13-10	W	3/12	@HOUSTON	6,835	105-94	38-26	W
12/16	GOLDEN STATE	9,141	94-98	13-11	L	3/15	CHICAGO	10,307	116-108	39-26	W
12/18	LA LAKERS	12,856	126-100	14-11	W	3/16	@LA LAKERS	16,060	95-104	39-27	L
12/21	@SAN ANTONIO	8,475	114-113	15-11	W	3/17	HOUSTON	9,069	125-99	40-27	W
12/23	DALLAS	10,261	125-106	16-11	W	3/19	DALLAS	13,181	115-112*	41-27	W
12/25	@UTAH	9,416	111-101	17-11	W	3/22	@DENVER	10,588	117-130	41-28	L
12/26	@SEATTLE	14,402	87-88	17-12	L	3/24	KANSAS CITY	10,087	112-95	42-28	W
12/28	PORTLAND	11,843	116-94	18-12	W	3/26	DENVER	13,143	124-110	43-28	W
12/30	DETROIT	11,343	115-98	19-12	W	3/29	UTAH	11,285	115-107	44-28	W
1/1	@DENVER	7,814	125-127	19-13	L	3/31	PORTLAND	10,915	106-89	45-28	W
1/2	SEATTLE	11,318	116-99	20-13	W	4/2	NEW YORK	12,643	115-108	46-28	W
1/4	@NEW YORK	7,766	97-85	21-13	W	4/5	GOLDEN STATE	9,033	126-106	47-28	W
1/6	@NEW JERSEY	10,673	93-94	21-14	L	4/7	LA LAKERS	14,660	108-117	47-29	L
1/7	@INDIANA	5,312	108-101	22-14	W	4/8	@PORTLAND	12,666	99-98	48-29	W
1/9	@MILWAUKEE	10,108	96-106	22-15	L	4/10	@LA LAKERS	16,545	101-95	49-29	W
1/11	@CHICAGO	5,234	109-96	23-15	W	4/12	@GOLDEN STATE	3,632	115-108	50-29	W
1/13	SEATTLE	13,536	102-99	24-15	W	4/13	SEATTLE	10,882	109-96	51-29	W
1/15	SAN DIEGO	12,697	114-101	25-15	W	4/15	@SAN DIEGO	3,049	113-101	52-29	W
1/19	SAN ANTONIO	11,004	118-113	26-15	W	4/17	SAN DIEGO	12,062	110-101	53-29	W

\*Overtime

## 82-83 Final Statistics

PLAYER	G	GS	MIN	3 PT			FTM-FTA	PCT	OR-DR	REB	AST	PF-DQ	STL	TO	BLK	PTS-AVG	
				FGM-FGA	PCT	FGM-FGA											
DAVIS	80	79	2488	665-1289	.516	7-23	.304	184-225	.818	63-134	197	397	186-2	117	188	12	1521-19.0
NANCE	82	82	2911	588-1069	.550	1-3	.333	193-287	.672	239-471	710	197	254-4	99	190	217	1370-16.7
LUCAS	77	71	2587	495-1045	.474	1-3	.333	278-356	.781	201-598	799	219	274-5	56	221	43	1269-16.5
JOHNSON	77	74	2549	398-861	.462	5-31	.161	292-369	.791	92-243	335	388	204-1	97	204	39	1093-14.2
ADAMS	80	75	2448	477-981	.486	1-3	.333	180-217	.829	161-387	548	376	287-7	114	242	74	1135-14.2
EDWARDS(TOT)	31	9	667	128-263	.487	0-0	—	69-108	.639	56-99	155	40	110-5	12	49	19	325-10.5
EDWARDS(PHX)	16	1	285	55-113	.487	0-0	—	31-47	.660	19-40	59	27	49-2	5	19	5	141-8.8
MACY	82	9	1837	328-634	.517	23-76	.303	129-148	.872	41-124	165	278	130-0	64	90	8	808-9.9
WHITE	65	0	624	127-234	.543	0-1	.000	70-109	.642	47-58	105	30	54-0	16	51	2	324-5.0
SCOTT	81	9	1142	124-259	.479	0-2	.000	81-110	.736	60-164	224	97	133-0	48	64	31	329-4.1
THIRDKILL	49	2	519	74-170	.435	1-7	.143	45-78	.577	28-44	72	36	93-1	19	48	4	194-4.0
HIGH	82	2	1156	100-217	.461	1-5	.200	63-136	.463	45-105	150	153	205-0	85	106	34	264-3.2
PITTMAN	28	0	171	19-40	.475	0-1	.000	25-37	.676	13-18	31	7	41-0	2	22	7	63-2.3
KRAMER	54	4	459	44-104	.423	0-1	.000	14-16	.875	41-47	88	37	63-0	15	22	6	102-1.9
COOK	45	2	549	61-142	.430	0-2	.000	41-54	.759	44-85	129	58	89-0	12	56	13	163-3.6
SUNS	82		19730	3555-7158	.497	40-158	.253	1626-2189	.743	1094-2518	3612	2300	2062-22	749	1545	495	8776-107.0
OPPONENTS	82		19730	3305-7265	.455	44-199	.221	1707-2268	.753	1210-2326	3536	1988	2039-30	712	1560	343	8361-102.0

# Season Review 83-84

**RECORD****41-41**

Due to a flood of injuries to such key players as **James Edwards**, **Rick Robey** and **Paul Westphal**, Suns Head Coach **John MacLeod** was forced to juggle his starters, searching for a consistency that did not materialize until late in the season.

The Suns struggled on the road. Only their fine home court record (31-10) kept them in the playoff race until the late stages of the season, when they put together six-straight wins, their longest winning streak of the season.

**Walter Davis** returned to the Western Conference All-Star squad and **Larry Nance** won the NBA Slam Dunk Championship in Denver.

The Suns saved their most remarkable performances for the playoffs. They defeated Portland in a hard-fought five-game first-round series, winning the fifth and deciding game on the Trail Blazers' home court. They proceeded to upend Midwest Division Champion Utah in six games in the next round, highlighted by a remarkable 111-110 overtime win in Game 4 at the Veterans Memorial Coliseum. The Suns then took on the L.A. Lakers in the Western Conference Finals. The Suns pushed the talented Lakers to six games, defeating them 135-127 in overtime in Game 3 in Phoenix and staving off elimination with a 126-121 upset win in Los Angeles with a dogged performance in Game 5. The Suns were finally eliminated in Game 6, but only when their final shot didn't connect in a 99-97 nail-biter.



**FRONT ROW:** Head Coach John MacLeod, Trainer Joe Proski, Paul Westphal, Rod Foster, Kyle Macy, Assistant Coach John Wetzel, Assistant Coach Al Bianchi.

**BACK ROW:** Walter Davis, Charles Pittman, Alvan Adams, Larry Nance, James Edwards, Rick Robey, Maurice Lucas, Mike Sanders, Alvin Scott.

DATE	OPPONENT	ATTEND.	SCORE	REC.	W/L	DATE	OPPONENT	ATTEND.	SCORE	REC.	W/L
10/29	@DALLAS	11,019	103-120	0-1	L	1/24	@LA LAKERS	13,896	110-116	19-23	L
11/1	SEATTLE	9,733	93-103	0-2	L	1/26	@SAN DIEGO	4,806	101-119	19-24	L
11/3	SAN ANTONIO	9,166	142-120	1-2	W	2/1	PORTLAND	10,652	109-106	20-24	W
11/6	@PORTLAND	12,666	96-122	1-3	L	2/2	@UTAH	8,892	95-116	20-25	L
11/8	@SEATTLE	7,111	116-123	1-4	L	2/4	@GOLDEN STATE	10,278	104-107	20-26	L
11/10	@GOLDEN STATE	5,267	104-99	2-4	W	2/5	@PORTLAND	12,666	82-97	20-27	L
11/11	@LA LAKERS	15,316	105-119	2-5	L	2/7	SAN ANTONIO	9,323	138-131	21-27	W
11/13	GOLDEN STATE	9,206	113-98	3-5	W	2/9	ATLANTA	9,877	118-105	22-27	W
11/16	CLEVELAND	8,200	115-104	4-5	W	2/11	DALLAS	11,611	108-89	23-27	W
11/18	MILWAUKEE	12,066	94-109	4-6	L	2/14	@MILWAUKEE	8,958	83-92	23-28	L
11/19	@DALLAS	14,710	107-116	4-7	L	2/15	@CLEVELAND	4,096	90-104	23-29	L
11/22	@HOUSTON	9,105	96-118	4-8	L	2/17	@DALLAS	12,882	123-129	23-30	L
11/23	NEW JERSEY	9,031	108-110	4-9	L	2/18	@HOUSTON	11,482	126-102	24-30	W
11/25	CHICAGO	10,269	120-94	5-9	W	2/21	@SAN ANTONIO	10,397	114-111*	25-30	W
11/26	@DENVER	6,500	104-107	5-10	L	2/23	@KANSAS CITY	11,209	107-95	26-30	W
11/29	UTAH @LAS VEGAS	7,143	110-114	5-11	L	2/24	DENVER	12,393	100-117	26-31	L
11/30	KANSAS CITY	8,507	118-120	5-12	L	2/26	BOSTON	14,660	109-116	26-32	L
12/2	UTAH	10,295	113-116	5-13	L	2/28	UTAH	10,899	113-100	27-32	W
12/4	@SAN ANTONIO	7,941	122-106	6-13	W	2/29	@SAN DIEGO	4,843	95-102	27-33	L
12/6	@ATLANTA	5,026	88-95	6-14	L	3/1	PHILADELPHIA	14,660	112-100	28-33	W
12/8	NEW YORK	10,254	120-97	7-14	W	3/3	SAN ANTONIO	10,875	120-106	29-33	W
12/10	SAN DIEGO	9,814	109-93	8-14	W	3/7	HOUSTON	9,758	123-110	30-33	W
12/13	@HOUSTON	8,870	110-129	8-15	L	3/9	INDIANA	9,506	130-110	31-33	W
12/15	LA LAKERS	10,624	114-104	9-15	W	3/11	@BOSTON	15,320	109-117	31-34	L
12/17	KANSAS CITY	9,338	119-99	10-15	W	3/13	@NEW YORK	8,764	96-117	31-35	L
12/20	@GOLDEN STATE	6,329	109-95	11-15	W	3/14	@NEW JERSEY	13,044	102-108	31-36	L
12/21	PORTLAND	9,896	112-116	11-16	L	3/16	@WASHINGTON	8,193	110-109*	32-36	W
12/23	@SAN DIEGO	4,145	121-115	12-16	W	3/17	@PHILADELPHIA	14,447	112-131	32-37	L
12/26	DENVER	12,104	140-133*	13-16	W	3/20	DENVER	10,389	146-120	33-37	W
12/28	GOLDEN STATE	10,506	128-105	14-16	W	3/21	@SEATTLE	8,492	102-104	33-38	L
12/30	HOUSTON	13,617	121-110	15-16	W	3/23	@PORTLAND	12,666	98-124	33-39	L
1/3	@CHICAGO	5,112	97-102	15-17	L	3/24	DETROIT	13,328	109-120	33-40	L
1/4	@DETROIT	7,577	114-128	15-18	L	3/27	SAN DIEGO	12,914	116-109	34-40	W
1/6	@INDIANA	9,118	88-104	15-19	L	3/29	GOLDEN STATE	9,027	124-119*	35-40	W
1/7	@KANSAS CITY	9,495	98-100	15-20	L	3/31	LA LAKERS	13,032	97-119	35-41	L
1/10	@UTAH	10,720	98-107	15-21	L	4/3	KANSAS CITY	13,627	113-109	36-41	W
1/11	SAN DIEGO	9,943	129-104	16-21	W	4/6	SEATTLE	12,070	117-108	37-41	W
1/13	@SEATTLE	11,690	99-103	16-22	L	4/8	@DENVER	15,108	126-121	38-41	W
1/15	WASHINGTON	10,597	110-101	17-22	W	4/10	PORTLAND	9,768	100-88	39-41	W
1/19	LA LAKERS	12,062	138-123	18-22	W	4/12	DALLAS	9,576	119-118	40-41	W
1/21	SEATTLE	12,530	131-102	19-22	W	4/15	@LA LAKERS	14,461	123-114	41-41	W

\*Overtime

## 83-84 Final Statistics

PLAYER	3 PT																
	G	GS	MIN	FGM-FGA	PCT	FGM-FGA	PCT	FTM-FTA	PCT	OR-DR	REB	AST	PF-DQ	STL	TO	BLK	PTS-AVG
DAVIS	78	70	2546	652-1274	.512	20-87	.230	233-270	.863	38-164	202	429	202-0	107	213	12	1557-20.0
NANCE	82	82	2899	601-1044	.576	0-7	.000	249-352	.707	227-451	678	214	274-5	86	177	173	1451-17.7
LUCAS	75	69	2309	451-908	.497	0-5	.000	293-383	.765	208-517	725	203	235-2	55	177	39	1195-15.9
EDWARDS	72	67	1897	438-817	.536	0-1	.000	183-254	.720	108-240	348	184	254-3	23	140	30	1059-14.7
MACY	82	45	2402	357-713	.501	23-70	.329	95-114	.833	49-137	186	353	181-0	123	116	6	832-10.1
ADAMS	70	13	1452	269-582	.462	0-4	.000	132-160	.825	118-201	319	219	195-1	73	117	32	670-9.6
FOSTER	80	34	1424	260-580	.448	22-84	.262	122-155	.787	39-81	120	172	193-0	54	108	9	664-8.3
WHITE	22	2	308	69-144	.479	0-0	—	24-42	.571	30-32	62	14	25-0	13	18	2	162-7.4
WESTPHAL	59	2	865	144-313	.460	7-26	.269	117-142	.824	8-35	43	148	69-0	41	77	6	412-7.0
ROBEY	61	4	856	140-257	.545	1-1	1.00	61-88	.693	80-118	198	65	120-0	20	77	14	342-5.6
PITTMAN	69	8	989	126-209	.603	0-2	.000	69-101	.683	76-138	214	70	129-1	16	81	22	321-4.7
SANDERS	50	0	586	97-203	.478	0-0	—	29-42	.690	40-63	103	44	101-0	23	44	12	223-4.5
SCOTT	65	5	735	55-124	.444	1-2	.500	56-72	.778	29-71	100	48	85-0	19	42	20	167-2.6
HIGH	29	9	512	18-52	.346	0-2	.000	10-29	.345	16-50	66	51	84-1	40	38	11	46-1.6
SUNS	82		19780	3677-7220	.509	74-291	.254	1673-2204	.759	1066-2298	3364	2214	2147-13	693	1451	388	9101-111.0
OPPONENTS	82		19780	3509-7061	.497	54-219	.247	1956-2540	.770	1065-2333	3398	2059	2038-24	675	1480	298	9028-110.1

# Season Review 84-85

## RECORD

36-46

The addition of promising rookie guard **Jay Humphries** gave the Suns renewed hope for the season. The optimism proved fleeting however, when the Suns' leading scorer and five-time All-Star **Walter Davis** crashed to the Inglewood Forum floor on October 9 during a preseason game. Davis would miss the first two-thirds of the season with three torn ligaments in his left knee and would never regain full mobility during a courageous comeback attempt.

**Rick Robey**, **Mike Sanders**, **Kyle Macy** and **Larry Nance** also would miss considerable time due to injury, bringing the Suns total player games missed for the year to 266.

The Suns jumped out to a surprising 5-0 start, the best beginning in the history of the franchise. It was Nance who assumed the leadership role with Davis gone, leading the club in scoring (19.9) and virtually every other statistical category. Nance was named the NBA's first Player of the Week for the season. He would go on to make his first appearance in an NBA All-Star Game.

The Suns ranked second in the NBA in assists (2,335) dishing out more than 2,000 for the 10th year in a row. They qualified for the playoffs, but were knocked out 3-0 in the first round by the L.A. Lakers.

The Suns averaged 12,035 fans per game, setting a new attendance record for the franchise, breaking the old mark of 11,883 per game set during the 1981-82 campaign.

The Suns ended the regular season with "Suns Reunion '85," bringing back 24 former Suns players and coaches to participate in a weekend of Suns nostalgia, capped by an exhibition basketball game.



**FRONT ROW:** Assistant Coach John Wetzel, Head Coach John MacLeod, Kyle Macy, Michael Holton, Walter Davis, Jay Humphries, Rod Foster, Assistant Coach Al Bianchi, Trainer Joe Proski.

**BACK ROW:** Mike Sanders, Charles Pittman, Alvan Adams, Larry Nance, James Edwards, Rick Robey, Maurice Lucas, Charles Jones, Alvin Scott.

DATE	OPPONENT	ATTEND.	SCORE	REC.	W/L	DATE	OPPONENT	ATTEND.	SCORE	REC.	W/L
10/26	@GOLDEN STATE	6,547	122-114	1-0	W	1/19	@SAN ANTONIO	10,580	100-106	21-21	L
10/28	@SEATTLE	5,361	102-87	2-0	W	1/22	@HOUSTON	12,126	97-101	21-22	L
10/30	LA CLIPPERS	13,663	99-96	3-0	W	1/23	@ATLANTA	7,195	100-101	21-23	L
11/1	PORTLAND	14,660	139-130***	4-0	W	1/26	@WASHINGTON	10,215	105-110*	21-24	L
11/3	@DALLAS	16,657	105-93	5-0	W	1/29	@DENVER	8,228	100-128	21-25	L
11/6	@PORTLAND	12,666	99-116	5-1	L	1/30	NEW YORK	11,572	110-93	22-25	W
11/8	CLEVELAND	10,641	112-111	6-1	W	2/3	SEATTLE	12,019	120-109	23-25	W
11/10	ATLANTA	12,424	107-114	6-2	L	2/5	DENVER	12,554	108-103	24-25	W
11/13	@DENVER	6,702	110-122	6-3	L	2/7	INDIANA	11,106	105-97	25-25	W
11/14	NEW JERSEY	10,327	98-86	7-3	W	2/12	@HOUSTON	12,043	114-126	25-26	L
11/16	MILWAUKEE	12,988	118-106	8-3	W	2/14	@SAN ANTONIO	7,948	102-131	25-27	L
11/17	@UTAH	9,793	94-108	8-4	L	2/15	@DALLAS	17,007	126-103	26-27	W
11/20	@LA LAKERS	13,792	108-130	8-5	L	2/17	@INDIANA	11,915	115-97	27-27	W
11/21	LA LAKERS	12,671	97-102	8-6	L	2/18	@DETROIT	11,369	103-122	27-28	L
11/23	PHILADELPHIA	14,660	117-119*	8-7	L	2/20	HOUSTON	13,159	122-126	27-29	L
11/25	@LA CLIPPERS	6,134	109-114	8-8	L	2/22	SAN ANTONIO	12,258	111-118	27-30	L
11/27	UTAH	9,621	115-102	9-8	W	2/24	@DENVER	15,987	107-117	27-31	L
11/29	CHICAGO	12,713	100-95	10-8	W	2/26	@KANSAS CITY	3,451	103-110	27-32	L
12/1	GOLDEN STATE	11,051	115-103	11-8	W	2/28	LA LAKERS	14,660	117-105	28-32	W
12/3	@SEATTLE	5,401	96-108	11-9	L	3/2	KANSAS CITY	14,502	114-111	29-32	W
12/4	@PORTLAND	12,666	104-112	11-10	L	3/4	DALLAS	11,255	99-107	29-33	L
12/7	KANSAS CITY	10,306	121-113	12-10	W	3/7	SAN ANTONIO	11,450	119-117	30-33	W
12/8	@GOLDEN STATE	6,192	102-98	13-10	W	3/9	GOLDEN STATE	12,730	115-118	30-34	L
12/11	HOUSTON	12,301	120-112	14-10	W	3/12	@NEW YORK	8,409	123-119	31-34	W
12/13	WASHINGTON	10,524	116-86	15-10	W	3/13	@BOSTON	14,890	106-123	31-35	L
12/15	@SAN ANTONIO	8,413	111-120	15-11	L	3/15	@CHICAGO	8,625	97-103	31-36	L
12/18	@KANSAS CITY	4,498	116-127	15-12	L	3/16	@MILWAUKEE	11,052	96-125	31-37	L
12/21	@LA LAKERS	14,764	105-119	15-13	L	3/19	LA LAKERS	13,473	112-130	31-38	L
12/22	PORTLAND	11,144	110-108	16-13	W	3/21	PORTLAND	10,499	114-104	32-38	W
12/26	BOSTON	14,660	114-119	16-14	L	3/23	@GOLDEN STATE	6,655	109-123	32-39	L
12/28	DALLAS	13,534	111-125	16-15	L	3/26	DETROIT	11,640	93-119	32-40	L
12/30	@LA CLIPPERS	11,019	117-109	17-15	W	3/28	@LA CLIPPERS	8,705	110-116	32-41	L
1/2	@KANSAS CITY	3,582	115-107	18-15	W	3/30	LA CLIPPERS	10,099	114-123	32-42	L
1/4	@NEW JERSEY	9,321	98-105	18-16	L	3/31	@LA LAKERS	15,922	98-123	32-43	L
1/5	@CLEVELAND	4,631	106-111	18-17	L	4/2	SEATTLE	9,742	119-109	33-43	W
1/7	@PHILADELPHIA	12,014	99-100	18-18	L	4/4	DENVER	12,672	103-110	33-44	L
1/9	SEATTLE	10,476	94-88	19-18	W	4/6	@UTAH	9,476	94-105	33-45	L
1/11	LA CLIPPERS	11,034	84-98	19-19	L	4/7	@SEATTLE	5,672	125-110	34-45	W
1/12	UTAH	13,297	109-94	20-19	W	4/9	@PORTLAND	12,666	100-116	34-46	L
1/16	DALLAS	10,420	98-95	21-19	W	4/12	UTAH	11,264	96-92	35-46	W
1/18	HOUSTON	13,556	101-112	21-20	L	4/14	GOLDEN STATE	10,121	124-111	36-46	W

\*Overtime

## 84-85 Final Statistics

PLAYER	G	GS	MIN	FGM-FGA			3 PT			FTM-FTA	PCT	OR-DR	REB	AST	PF-DQ	STL	TO	BLK	PTS-AVG
				PCT	FGM-FGA	PCT	FGM-FGA	PCT	FTM-FTA	PCT									
NANCE	61	—	2202	515-877	.587	1-2	.500	180-254	.709	195-341	536	159	185-2	88	136	104	1211-19.9		
DAVIS	23	—	570	139-309	.450	3-10	.300	64-73	.877	6-29	35	98	42-0	18	50	0	345-15.0		
EDWARDS	70	—	1787	384-766	.501	0-3	.000	276-370	.746	95-292	387	153	237-5	26	162	52	1044-14.9		
ADAMS	82	—	2136	476-915	.520	0-0	—	250-283	.883	153-347	500	308	254-2	115	197	48	1202-14.7		
LUCAS	63	—	1670	346-727	.476	0-4	.000	150-200	.750	138-419	557	145	183-0	39	151	17	842-13.4		
MACY	65	—	2018	282-582	.485	23-85	.271	127-140	.907	33-146	179	380	128-0	85	111	3	714-11.0		
SANDERS	21	—	418	85-175	.486	0-0	—	45-59	.763	38-51	89	29	59-0	23	34	4	215-10.2		
FOSTER	79	—	1318	286-636	.450	41-126	.325	83-110	.755	27-53	80	186	171-1	61	117	0	696-8.8		
HUMPHRIES	80	—	2062	279-626	.446	4-20	.200	141-170	.829	32-132	164	350	209-2	107	167	8	703-8.8		
HOLTON	74	—	1761	257-576	.446	14-45	.311	96-118	.814	30-102	132	198	141-0	59	123	6	624-8.4		
JONES	78	—	1565	236-454	.520	0-4	.000	182-281	.648	139-255	394	128	149-0	45	143	61	654-8.4		
PITTMAN	68	—	1001	107-227	.471	0-2	.000	109-146	.747	90-137	227	69	144-1	20	100	21	323-4.8		
SCOTT	77	—	1238	111-259	.429	1-5	.200	53-74	.716	46-115	161	127	125-0	30	60	25	276-3.6		
ROBEY	4	—	48	2-9	.222	0-0	—	1-2	.500	3-5	8	5	7-0	2	8	0	5-1.3		
YOUNG	2	—	11	2-6	.333	0-1	.000	0-0	.000	1-1	2	0	0-0	0	0	0	4-2.0		
SUNS	82		19805	3507-7144	.491	87-307	.283	1757-2280	.771	1026-2425	3451	2335	2034-13	727	1583	349	8858-108.0		
OPPONENTS	82		19805	3605-7309	.493	65-224	.290	1756-2295	.765	1125-2416	3541	2181	2019-25	771	1468	410	9031-110.1		

# Season Review 85-86


**RECORD****32-50**

In the weeks preceding the opener, the Suns confirmed their desire to go with youth and speed by trading veteran **Maurice Lucas** to the Los Angeles Lakers and allowing **Kyle Macy** to sign with Chicago. All-Star forward **Larry Nance** was a contract holdout throughout training camp and preseason before coming to terms one game into the regular season. Opening night's starting lineup consisted of **Jay Humphries** and **Walter Davis** at guard, **Alvan Adams** at center, with **Mike Sanders** and **Charles Jones** at forward.

Phoenix got off to the then worst start in franchise history, going 0-9. During that period, the Suns successfully negotiated for the services of **Georgi Glouchkov**, a center from the Bulgarian National Team, who became the first Eastern Bloc player to play in the NBA. At first, Glouchkov captured national media attention, as well as the affection of Phoenix fans, but communication difficulty, not to mention achilles tendinitis, would drastically curtail his playing time as the season progressed.

Both Davis and Adams passed the 12,000-point plateau for their NBA careers with Davis taking over the Suns all-time scoring lead. Davis led the team in scoring (21.8), while Nance became the club's top rebounder (8.5). For the first time in their history, the Suns did not place a player on the squad for the NBA All-Star Game.

The Suns attendance held its own for the season, with an average of 11,121 per game. The Suns could never recover from their 0-9 beginning and finished the year 32-50, failing to make the playoffs for the first time in nine seasons.



**FRONT ROW:** Assistant Coach John Wetzel, Head Coach John MacLeod, Rod Foster, Walter Davis, Bernard Thompson, Mike Sanders, Jay Humphries, Assistant Coach Al Bianchi, Trainer Joe Proski.

**BACK ROW:** Charles Pittman, Alvan Adams, Larry Nance, James Edwards, Nick Vanos, Rick Robey, Georgi Glouchkov, Ed Pinckney, Charles Jones.



DATE	OPPONENT	ATTEND.	SCORE	REC.	W/L	DATE	OPPONENT	ATTEND.	SCORE	REC.	W/L
10/25	@PORTLAND	12,666	123-128*	0-1	L	1/25	@CHICAGO	10,634	114-133	15-27	L
10/29	DENVER	12,855	127-142	0-2	L	1/28	PORTLAND	9,931	136-130	16-27	W
10/31	LA LAKERS	11,661	107-144	0-3	L	1/29	@LA CLIPPERS	6,058	118-108	17-27	W
11/1	@UTAH	11,124	110-121	0-4	L	1/31	NEW YORK	13,710	112-117	17-28	L
11/6	ATLANTA	9,805	106-114	0-5	L	2/1	@SAN ANTONIO	6,993	112-111	18-28	W
11/8	@BOSTON	14,890	101-125	0-6	L	2/4	GOLDEN STATE	9,930	127-118	19-28	W
11/9	@INDIANA	10,168	105-127	0-7	L	2/6	LA CLIPPERS	10,207	116-104	20-28	W
11/12	@NEW YORK	12,220	93-103	0-8	L	2/11	@LA CLIPPERS	5,451	112-120	20-29	L
11/13	@ATLANTA	4,604	101-108	0-9	L	2/12	LA LAKERS	12,048	100-126	20-30	L
11/15	SEATTLE	9,959	117-99	1-9	W	2/14	DENVER	11,249	112-95	21-30	W
11/16	@GOLDEN STATE	12,896	105-118	1-10	L	2/17	BOSTON	14,519	108-101	22-30	W
11/19	@DALLAS	16,344	119-123	1-11	L	2/18	@SAN ANTONIO	7,835	114-120	22-31	L
11/20	SAN ANTONIO	8,984	121-100	2-11	W	2/21	SACRAMENTO	12,345	110-118	22-32	L
11/22	NEW JERSEY	10,191	96-104	2-12	L	2/22	@UTAH	12,534	97-105	22-33	L
11/24	MILWAUKEE	10,916	138-140*	2-13	L	2/25	@DENVER	11,493	99-112	22-34	L
11/26	@SACRAMENTO	10,333	107-111	2-14	L	2/26	PORTLAND	10,323	113-112	23-34	W
11/27	PORTLAND	9,884	93-110	2-15	L	2/28	@LA LAKERS	17,505	103-115	23-35	L
11/29	HOUSTON	11,761	126-110	3-15	W	3/1	LA LAKERS	14,013	123-106	24-35	W
12/3	@HOUSTON	11,930	112-118	3-16	L	3/3	DALLAS	10,135	138-139**	24-36	L
12/4	CHICAGO	10,369	100-99	4-16	W	3/5	CLEVELAND	9,725	100-115	24-37	L
12/6	UTAH	9,021	111-92	5-16	W	3/7	UTAH	12,788	103-105	24-38	L
12/11	@GOLDEN STATE	6,795	123-113	6-16	W	3/9	@NEW JERSEY	15,543	111-115	24-39	L
12/12	@LA LAKERS	14,558	102-127	6-17	L	3/10	@DETROIT	10,758	120-109	25-39	W
12/14	@LA CLIPPERS	5,889	114-92	7-17	W	3/12	@MILWAUKEE	10,895	127-126*	26-39	W
12/17	@SEATTLE	7,313	104-99	8-17	W	3/16	@GOLDEN STATE	6,944	112-130	26-40	L
12/19	SACRAMENTO	9,429	107-106	9-17	W	3/18	@HOUSTON	14,849	109-112	26-41	L
12/21	GOLDEN STATE	10,140	115-98	10-17	W	3/19	SACRAMENTO	10,676	108-104	27-41	W
12/26	DALLAS	11,134	98-105	10-18	L	3/21	DETROIT	13,406	105-103	28-41	W
12/28	PHILADELPHIA	14,519	98-100	10-19	L	3/22	@UTAH	11,463	109-119	28-42	L
1/3	@PORTLAND	12,666	104-133	10-20	L	3/26	SEATTLE	10,809	120-107	29-42	W
1/5	@SEATTLE	5,679	114-97	11-20	W	3/28	LA CLIPPERS	11,489	96-107	29-43	L
1/8	WASHINGTON	11,181	109-97	12-20	W	3/30	@SEATTLE	5,416	89-103	29-44	L
1/10	@DALLAS	17,007	104-117	12-21	L	4/1	@DALLAS	17,007	98-128	29-45	L
1/11	INDIANA	11,175	128-99	13-21	W	4/2	GOLDEN STATE	10,383	110-101	30-45	W
1/13	SAN ANTONIO	11,024	121-98	14-21	W	4/4	HOUSTON	13,112	89-112	30-46	L
1/14	@LA LAKERS	14,615	122-143	14-22	L	4/5	@SACRAMENTO	10,333	100-119	30-47	L
1/17	SEATTLE	11,547	103-100	15-22	W	4/7	DENVER	9,185	123-131	30-48	L
1/18	@PORTLAND	12,666	87-112	15-23	L	4/9	SAN ANTONIO	9,384	102-114	30-49	L
1/20	@CLEVELAND	9,034	93-108	15-24	L	4/10	@DENVER	12,292	113-115	30-50	L
1/22	@PHILADELPHIA	11,787	111-118	15-25	L	4/12	@HOUSTON	16,016	110-92	31-50	W
1/23	@WASHINGTON	4,973	112-114	15-26	L	4/13	LA CLIPPERS	10,217	118-99	32-50	W

\*Overtime

## 85-86 Final Statistics

PLAYER	3 PT																
	G	GS	MIN	FGM-FGA	PCT	FGM-FGA	PCT	FTM-FTA	PCT	OR-DR	REB	AST	PF-DQ	STL	TO	BLK	PTS-AVG
DAVIS	70	62	2239	624-1287	.485	18-76	.237	257-305	.843	54-149	203	361	153-1	99	219	3	1523-21.8
NANCE	73	69	2484	582-1001	.581	0-8	.000	310-444	.698	169-449	618	240	247-6	70	210	130	1474-20.2
EDWARDS	52	51	1314	318-587	.542	0-0	—	212-302	.702	79-222	301	74	200-5	23	128	29	848-16.3
HUMPHRIES	82	82	2733	352-735	.479	4-29	.138	197-257	.767	56-204	260	526	222-1	132	190	9	905-11.0
SANDERS	82	5	1644	347-676	.513	3-15	.200	208-257	.809	104-169	273	150	236-3	76	143	31	905-11.0
ADAMS	78	45	2005	341-679	.502	0-2	.000	159-203	.783	148-329	477	324	272-7	103	206	46	841-10.8
PINCKNEY	80	24	1602	255-457	.558	0-2	.000	171-254	.673	95-213	308	90	190-3	71	148	37	681-8.5
THOMPSON	61	20	1281	195-399	.489	0-2	.000	127-157	.809	58-83	141	132	151-0	51	90	10	517-8.5
TONEY(PHX)	10	0	206	26-59	.441	3-10	.300	20-30	.667	3-20	23	26	18-0	5	19	0	75-7.5
PITTMAN	69	17	1132	127-218	.583	0-0	—	99-141	.702	99-147	246	58	140-2	37	107	23	353-5.1
VANOS	11	0	202	23-72	.319	0-0	—	8-23	.348	21-39	60	16	34-0	2	20	5	54-4.9
GLOUCHKOV	49	16	772	84-209	.402	1-1	1.00	70-122	.574	31-132	163	32	124-0	26	76	25	239-4.9
JONES	43	18	742	75-164	.457	0-1	.000	50-98	.510	65-128	193	52	87-0	32	57	25	200-4.7
DURRANT	4	0	51	8-21	.381	0-0	—	1-4	.250	2-6	8	5	10-0	3	4	0	17-4.3
FOSTER	48	0	704	85-218	.390	9-32	.281	23-32	.719	9-49	58	121	77-0	22	61	1	202-4.2
ROBEY	46	1	629	72-191	.377	0-3	.000	33-48	.688	40-108	148	58	92-1	19	66	5	177-3.8
HOLTON	4	0	65	4-20	.200	0-2	.000	4-6	.667	1-2	3	7	7-0	2	4	0	12-3.0
SUNS	82		19805	3518-6993	.503	38-183	.208	1949-2683	.726	1034-2449	3483	2272	2260-29	773	1763	379	9023-110.0
OPPONENTS	82		19805	3569-7307	.488	89-279	.319	2041-2692	.758	1137-2265	3402	2149	2216-25	841	1515	466	9268-113.0

# Season Review 86-87

## RECORD


**36-46**

The Suns opened the season with **Larry Nance** and **Ed Pinckney** at forward, **Alvan Adams** at center and **Walter Davis** and **Jay Humphries** at guard.

That unit would start 26 of the Suns' 82 games, but 19 other starting combinations would get a shot along the way. Phoenix had five rookies on the club including **William Bedford**, the team's first-round pick (sixth overall), diamond-in-the-rough **Jeff Hornacek**, **Rafael Addison**, **Grant Gondrezick** and **Kenny Gattison**. The Suns' 12-12 record in mid-December would be the last time they would be at .500.

On February 26, after consecutive losses to the L.A. Lakers and their record at 22-34, the Suns released their head coach of 13-plus seasons, **John MacLeod**, replacing him with interim Head Coach **Dick Van Arsdale**.

Under Van Arsdale, the Suns halted their skid, going 14-12 over the season's final 26 games. During the final two weeks, the Suns won nine of their last 10 games and 12 of their last 15. They won nine straight at home to end the season. Davis led the team in scoring with a 23.6 average while Nance chipped in 22.5 points per game. Davis also made his sixth appearance in the All-Star Game.



**FRONT ROW:** Assistant Coach John Wetzel, Kenny Gattison, Alvan Adams, James Edwards, Nick Vanos, William Bedford, Larry Nance, Head Coach Dick Van Arsdale.

**BACK ROW:** Jeff Hornacek, Grant Gondrezick, Mike Sanders, Bernard Thompson, Ed Pinckney, Rafael Addison, Walter Davis, Jay Humphries, Trainer Joe Proski.

DATE	OPPONENT	ATTEND.	SCORE	REC.	W/L	DATE	OPPONENT	ATTEND.	SCORE	REC.	W/L
10/31	GOLDEN STATE	11,615	127-123	1-0	W	1/24	@INDIANA	10,750	104-103	17-25	W
11/1	@LA CLIPPERS	7,805	111-117	1-1	L	1/26	DETROIT	10,756	120-118*	18-25	W
11/4	PORTLAND	11,624	126-120	2-1	W	1/28	GOLDEN STATE	9,939	131-104	19-25	W
11/7	@ATLANTA	7,061	86-106	2-2	L	1/30	LA LAKERS	14,471	102-114	19-26	L
11/8	@CHICAGO	15,122	96-101	2-3	L	1/31	@SEATTLE	9,344	112-118*	19-27	L
11/11	@NEW YORK	10,987	105-111	2-4	L	2/3	@PORTLAND	12,666	103-117	19-28	L
11/12	@DETROIT	10,366	100-108	2-5	L	2/5	DENVER	10,529	113-100	20-28	W
11/14	PHILADELPHIA	14,519	127-97	3-5	W	2/10	@UTAH	12,212	102-98	21-28	W
11/15	@SAN ANTONIO	6,640	116-109	4-5	W	2/11	INDIANA	10,378	105-121	21-29	L
11/19	NEW JERSEY	9,851	111-101	5-5	W	2/13	UTAH	12,375	105-98	22-29	W
11/21	DALLAS	10,182	122-130*	5-6	L	2/16	WASHINGTON	11,533	110-124	22-30	L
11/22	@DENVER	12,817	120-132	5-7	L	2/19	PORTLAND	10,651	108-124	22-31	L
11/25	@SACRAMENTO	10,333	102-123	5-8	L	2/21	MILWAUKEE	14,471	107-115	22-32	L
11/26	ATLANTA	11,123	120-106	6-8	W	2/24	LA LAKERS	12,686	93-97	22-33	L
11/28	SEATTLE	10,462	104-117	6-9	L	2/25	@LA LAKERS	16,416	91-99	22-34	L
12/2	NEW YORK	10,284	124-100	7-9	W	2/28	SEATTLE	13,338	105-112	22-35	L
12/5	CHICAGO	14,519	114-112	8-9	W	3/2	@DALLAS	17,007	112-135	22-36	L
12/6	@LA CLIPPERS	6,296	111-109	9-9	W	3/5	CLEVELAND	11,163	126-102	23-36	W
12/9	@GOLDEN STATE	7,059	109-94	10-9	W	3/7	SACRAMENTO	12,037	105-102	24-36	W
12/10	HOUSTON	10,535	109-117	10-10	L	3/9	@MILWAUKEE	11,052	110-118	24-37	L
12/12	@DENVER	9,382	116-128	10-11	L	3/11	@BOSTON	14,890	109-118	24-38	L
12/13	DENVER	11,076	123-110	11-11	W	3/12	@CLEVELAND	6,643	109-116	24-39	L
12/16	@HOUSTON	16,016	106-102	12-11	W	3/14	@SAN ANTONIO	7,791	108-121	24-40	L
12/17	@SAN ANTONIO	4,754	81-94	12-12	L	3/18	HOUSTON	11,971	91-113	24-41	L
12/19	SEATTLE	10,433	106-108	12-13	L	3/20	@PORTLAND	12,666	105-134	24-42	L
12/20	@SACRAMENTO	10,333	114-122	12-14	L	3/21	GOLDEN STATE	13,060	102-105	24-43	L
12/23	DALLAS	10,123	120-119	13-14	W	3/24	LA LAKERS	12,907	108-93	25-43	W
12/26	BOSTON	14,519	112-122	13-15	L	3/26	@SACRAMENTO	10,333	115-124	25-44	L
12/27	@DALLAS	17,007	97-123	13-16	L	3/27	LA CLIPPERS	10,153	130-117	26-44	W
12/30	@PORTLAND	12,666	105-120	13-17	L	3/31	@UTAH	12,212	95-110	26-45	L
1/2	@LA LAKERS	17,505	118-155	13-18	L	4/1	HOUSTON	11,122	117-104	27-45	W
1/4	@GOLDEN STATE	6,266	104-101	14-18	W	4/3	UTAH	10,326	112-98	28-45	W
1/6	@SEATTLE	5,764	108-138	14-19	L	4/4	@LA CLIPPERS	8,305	128-123*	29-45	W
1/9	SAN ANTONIO	12,625	100-115	14-20	L	4/6	DALLAS	9,752	118-110*	30-45	W
1/10	@DENVER	13,661	120-127*	14-21	L	4/7	@SEATTLE	6,585	127-125*	31-45	W
1/13	@HOUSTON	16,016	100-118	14-22	L	4/9	PORTLAND	9,438	128-122	32-45	W
1/15	UTAH	10,712	123-107	15-22	W	4/11	SAN ANTONIO	10,595	136-116	33-45	W
1/17	LA CLIPPERS	11,372	132-101	16-22	W	4/12	@LA LAKERS	17,505	104-119	33-46	L
1/19	@PHILADELPHIA	13,525	104-107	16-23	L	4/14	SACRAMENTO	11,369	132-123	34-46	W
1/21	@NEW JERSEY	7,463	114-120	16-24	L	4/15	@GOLDEN STATE	6,688	119-116	35-46	W
1/23	@WASHINGTON	6,525	90-109	16-25	L	4/18	LA CLIPPERS	10,578	121-106	36-46	W

\*Overtime

## 86-87 Final Statistics

PLAYER	G	GS	MIN	3 PT								FTM-FTA	PCT	OR-DR	REB	AST	PF-DQ	STL	TO	BLK	PTS-AVG
				FGM-FGA	PCT	FGM-FGA	PCT	FTM-FTA	PCT												
DAVIS	79	79	2646	779-1515	.514	21-81	.259	288-334	.862	90-154	244	364	184-1	96	226	5	1867	23.6			
NANCE	69	67	2569	585-1062	.551	1-5	.200	381-493	.773	188-411	599	233	223-4	86	149	148	1552	22.5			
EDWARDS	14	9	304	57-110	.518	0	—	54-70	.771	20-40	60	19	42-1	6	15	7	168	12.0			
HUMPHRIES	82	82	2579	359-753	.477	5-27	.185	200-260	.769	62-198	260	632	239-1	112	195	9	923	11.3			
ADAMS	68	40	1690	311-618	.503	0-1	.000	134-170	.788	91-247	338	223	207-3	62	139	37	756	11.1			
SANDERS	82	4	1655	357-722	.494	2-17	.118	143-183	.781	101-170	271	126	210-1	61	105	23	859	10.5			
PINKNEY	80	65	2250	290-497	.584	0-2	.000	257-348	.739	179-401	580	116	196-1	86	135	54	837	10.5			
BEDFORD	50	18	979	142-358	.397	0-1	.000	50-86	.581	79-167	246	57	125-1	18	85	37	334	6.7			
ADDISON	62	12	711	146-331	.441	16-50	.320	51-64	.797	41-65	106	45	75-1	27	54	7	359	5.8			
GONDREZICK	64	1	836	135-300	.450	4-17	.235	75-107	.701	47-63	110	81	91-0	25	56	4	349	5.5			
HORNACEK	80	3	1561	159-350	.454	12-43	.279	94-121	.777	41-143	184	361	130-0	70	153	5	424	5.3			
GATTISON	77	14	1104	148-311	.476	0-3	.000	108-171	.632	87-183	270	36	178-1	24	88	33	404	5.2			
THOMPSON	24	2	331	42-105	.400	0-3	.000	27-33	.818	20-11	31	18	53-0	11	16	5	111	4.6			
VANOS	57	14	640	65-158	.411	0-2	.000	38-59	.644	67-113	180	43	94-0	19	48	23	168	2.9			
SUNS	82		19855	3575-7190	.497	61-252	.242	1900-2499	.760	1113-2366	3479	2354	2047-15	703	1498	397	9111	111.1			
OPPONENTS	82		19855	3623-7336	.494	123-395	.311	1942-2570	.756	1235-2355	3590	2246	2034-20	799	1428	435	9311	113.5			


# Season Review 87-88

**RECORD****28-54**

When the Phoenix Suns projected their opening night lineup, rookie Head Coach **John Wetzel** envisioned a starting unit of **Larry Nance** and **Armon Gilliam** at forward, **James Edwards** at center with **Walter Davis** and **Jay Humphries** at guard. During the season's final month, the Suns' starting unit had evolved into **Eddie Johnson** at small forward, Gilliam at power forward, **Mark West** at center, **Kevin Johnson** and **Jeff Hornacek** at guard.

The Suns finished the season with a 28-54 record, their poorest record since their 16-66 expansion season in 1968-69. However, in Suns history, 1987-88 will likely be referred to as "The Year of the Trade." In late February, Suns Director of Player Personnel, **Cotton Fitzsimmons**, orchestrated a series of trades that changed the face and the fortunes of the Suns. In the largest single transaction to that point in the 20-year history of the Suns franchise, Fitzsimmons dealt Nance and **Mike Sanders**, along with Detroit's first-round pick in 1988 to Cleveland in exchange for the Cavs' first- and second-round draft picks in 1988, and players KJ, West and **Tyrone Corbin**. The Suns finished off the trading flurry by sending Humphries to Milwaukee for **Craig Hodges**.

The new-look Suns put together a respectable 11-9 record over the last quarter of the season and KJ won Rookie of the Month honors for April. Shortly after the end of the season, Wetzel was released and was replaced by Fitzsimmons, who was making his second appearance as the Suns' head coach.



**FRONT ROW:** Head Coach John Wetzel, Ron Moore, Jeff Cook, Armon Gilliam, Mark West, Alvan Adams, James Bailey, Assistant Coach Herb Brown, Trainer Joe Proski.

**BACK ROW:** Kevin Johnson, Jeff Hornacek, Walter Davis, Winston Crite, Kenny Gattison, Bernard Thompson, Eddie Johnson, Tyrone Corbin, Craig Hodges.

DATE	OPPONENT	ATTEND.	SCORE	REC.	W/L	DATE	OPPONENT	ATTEND.	SCORE	REC.	W/L
11/6	@PORTLAND	12,666	104-114	0-1	L	2/4	CHICAGO	14,471	101-113	13-29	L
11/7	@SEATTLE	14,252	96-112	0-2	L	2/9	LA CLIPPERS	8,756	106-100	14-29	W
11/10	GOLDEN STATE	9,470	123-109	1-2	W	2/10	@LA CLIPPERS	5,670	95-101	14-30	L
11/11	@GOLDEN STATE	8,560	115-130	1-3	L	2/12	INDIANA	11,719	102-107	14-31	L
11/13	@UTAH	12,212	92-109	1-4	L	2/13	@SACRAMENTO	10,333	116-114	15-31	W
11/14	SAN ANTONIO	9,686	124-113	2-4	W	2/15	BOSTON	14,471	106-107	15-32	L
11/18	UTAH	8,908	90-80	3-4	W	2/17	@UTAH	12,444	103-108	15-33	L
11/20	LA CLIPPERS	9,464	96-112	3-5	L	2/18	SAN ANTONIO	10,086	114-122	15-34	L
11/25	HOUSTON	11,112	103-109	3-6	L	2/20	DENVER	14,269	128-108	16-34	W
11/27	NEW JERSEY	9,749	113-107	4-6	W	2/22	@DALLAS	17,007	107-114	16-35	L
12/1	@PORTLAND	12,666	100-102	4-7	L	2/25	CLEVELAND	10,357	109-103	17-35	W
12/3	NEW YORK	9,678	120-114	5-7	W	2/27	WASHINGTON	14,286	106-116	17-36	L
12/5	PORTLAND	11,411	115-133	5-8	L	2/28	@LA LAKERS	17,505	97-111	17-37	L
12/6	@LA CLIPPERS	5,467	97-96	6-8	W	3/1	@SAN ANTONIO	5,151	109-114	17-38	L
12/9	ATLANTA	10,795	117-105	7-8	W	3/3	PORTLAND	10,435	112-135	17-39	L
12/11	@DALLAS	17,007	104-108*	7-9	L	3/4	@DENVER	13,212	108-116	17-40	L
12/12	@SEATTLE	7,262	110-129	7-10	L	3/8	@ATLANTA	10,507	113-143	17-41	L
12/15	@LA LAKERS	17,371	97-122	7-11	L	3/9	@WASHINGTON	8,122	111-115	17-42	L
12/18	PORTLAND	9,971	114-129	7-12	L	3/11	@DETROIT	21,612	88-116	17-43	L
12/20	@SACRAMENTO	10,333	120-109	8-12	W	3/13	@MILWAUKEE	11,052	107-117	17-44	L
12/22	@DENVER	8,823	104-119	8-13	L	3/15	SEATTLE	11,159	111-101	18-44	W
12/23	SEATTLE	10,351	102-103	8-14	L	3/16	@GOLDEN STATE	7,820	118-112	19-44	W
12/26	SACRAMENTO	10,328	110-112	8-15	L	3/19	LA LAKERS	14,471	102-95	20-44	W
12/28	PHILADELPHIA	13,041	117-101	9-15	W	3/21	LA CLIPPERS	10,602	107-99	21-44	W
12/30	@LA CLIPPERS	7,420	121-102	10-15	W	3/22	@UTAH	12,444	96-103	21-45	L
1/2	@CLEVELAND	9,106	107-120	10-16	L	3/24	MILWAUKEE	11,271	119-114	22-45	W
1/4	@PHILADELPHIA	7,851	114-122	10-17	L	3/26	DETROIT	14,025	103-108	22-46	L
1/5	@NEW YORK	11,003	100-95	11-17	W	3/30	GOLDEN STATE	10,662	123-105	23-46	W
1/7	DALLAS	11,473	91-105	11-18	L	4/2	@SEATTLE	9,790	107-151	23-47	L
1/9	@HOUSTON	16,611	98-104	11-19	L	4/5	UTAH	9,829	111-106	24-47	W
1/11	DENVER	9,802	127-115	12-19	W	4/6	@DALLAS	16,452	93-119	24-48	L
1/13	HOUSTON	10,114	117-106	13-19	W	4/8	@GOLDEN STATE	8,317	111-112	24-49	L
1/16	LA LAKERS	14,471	96-107	13-20	L	4/9	SACRAMENTO	10,575	95-92	25-49	W
1/18	@NEW JERSEY	8,074	113-117	13-21	L	4/11	DENVER	9,708	119-123	25-50	L
1/20	@BOSTON	14,890	115-131	13-22	L	4/13	SAN ANTONIO	10,822	123-116	26-50	W
1/22	@CHICAGO	17,725	108-118	13-23	L	4/15	@LA LAKERS	17,505	114-117	26-51	L
1/24	@INDIANA	10,842	109-128	13-24	L	4/16	SEATTLE	11,406	121-119*	27-51	W
1/27	DALLAS	10,592	102-121	13-25	L	4/19	GOLDEN STATE	8,939	122-107	28-51	W
1/29	@PORTLAND	12,666	119-128	13-26	L	4/20	@SEATTLE	8,570	98-121	28-52	L
1/30	SACRAMENTO	14,471	120-126	13-27	L	4/22	LA LAKERS	14,077	112-117	28-53	L
2/2	@HOUSTON	16,611	99-109	13-28	L	4/24	@HOUSTON	16,611	119-127	28-54	L

\*Overtime

## 87-88 Final Statistics

PLAYER	3 PT																
	G	GS	MIN	FGM-FGA	PCT	FGM-FGA	PCT	FTM-FTA	PCT	OR-DR	REB	AST	PF-DQ	STL	TO	BLK	PTS-AVG
NANCE	40	34	1477	327-616	.531	2-5	.400	187-249	.751	119-275	394	123	152-7	45	106	96	843-21.1
DAVIS	68	48	1951	488-1031	.473	36-96	.375	205-231	.887	32-127	159	278	131-0	86	126	3	1217-17.9
E.JOHNSON	73	59	2177	533-1110	.480	24-94	.255	204-240	.850	121-197	318	180	190-0	33	139	9	1294-17.7
EDWARDS	43	42	1377	254-542	.469	0-1	.000	165-260	.635	97-238	335	73	159-2	14	108	32	673-15.7
GILLIAM	55	53	1807	342-720	.475	0-0	—	131-193	.679	134-300	434	72	143-1	58	123	29	815-14.8
HUMPHRIES	50	33	1557	264-484	.545	3-16	.188	103-139	.741	44-107	151	354	154-1	61	108	4	634-12.7
K.JOHNSON(PHX)	28	25	874	132-285	.463	3-15	.200	85-99	.859	26-93	119	244	59-0	43	64	7	352-12.6
WEST(PHX)	29	29	915	134-257	.521	0-1	.000	75-132	.568	82-160	242	24	107-2	22	82	68	343-11.8
HODGES(PHX)	23	0	462	87-178	.489	31-57	.544	27-32	.844	7-25	32	44	38-0	16	28	2	232-10.1
HORNACEK	82	49	2243	306-605	.506	17-58	.293	152-185	.822	71-191	262	540	151-0	107	156	10	781-9.5
CORBIN(PHX)	30	1	591	99-203	.488	1-3	.333	33-40	.825	48-82	130	59	53-0	30	38	3	232-7.7
ADAMS	82	25	1646	251-506	.496	1-2	.500	108-128	.844	118-247	365	183	245-3	82	140	41	611-7.5
SANDERS	35	5	466	82-171	.480	0-1	.000	39-53	.736	28-34	62	30	73-0	18	27	4	203-5.8
THOMPSON	37	7	566	74-159	.465	0-2	.000	43-60	.717	40-36	76	51	75-1	21	21	1	191-5.2
BAILEY	65	0	869	109-241	.452	0-4	.000	70-89	.787	73-137	210	42	180-1	17	70	28	288-4.4
MARTIN	10	0	101	16-51	.314	0-1	.000	8-13	.615	9-18	27	6	16-0	5	9	0	40-4.0
CRITE	29	0	258	34-68	.500	0-0	—	19-25	.760	27-37	64	15	42-0	5	25	8	87-3.0
MOORE(PHX)	5	0	34	5-16	.313	0-0	—	4-4	1.00	0-6	6	0	13-0	3	1	0	14-2.8
COOK	33	0	359	14-59	.237	0-1	.000	23-28	.821	37-69	106	14	64-1	9	14	8	51-1.5
SUNS	82		19730	3551-7302	.486	118-357	.331	1681-2200	.764	1113-2379	3492	2332	2045-19	675	1413	353	8901-108.5
OPPONENTS	82		19730	3609-7248	.498	128-421	.304	1922-2506	.767	1104-2416	3520	2225	1901-16	710	1296	441	9268-113.0

# Season Review 88-89

**RECORD****55-27**

When the season began, no one predicted that the Suns would end up with the fourth-best record in the NBA and give the defending World Champion Los Angeles Lakers a serious run for the Pacific Division title. However, the Suns did just that on their way to the third-biggest turnaround in NBA history, improving by 27 games.

The 1988-89 Suns did not resemble any past Suns squads as **Jeff Hornacek** was the lone holdover from two years before. Director of Player Personnel **Cotton Fitzsimmons** took over as head coach prior to the season and brought assistant coaches **Paul Westphal**, **Lionel Hollins** and **Truck Robinson** on board.

The Suns won 55 games, including 18 of their last 22 games. They were the only team in the league to have three players average 20-plus points (**Tom Chambers** 25.7, **Eddie Johnson** 21.5, **Kevin Johnson** 20.4) and led the league with 118.6 points per game.

The Suns set a new Coliseum attendance record with an average of 12,465 fans at home and 18 sellouts, also a franchise record.

The Suns defeated Denver in the first round of the playoffs and won their second round series against Golden State 4-1. Next up were the Lakers in the Western Conference Finals. They played the Lakers tough but fell 4-0.

The Suns were showered with postseason awards. Eddie Johnson won the NBA Sixth Man Award, Kevin Johnson was named the Most Improved Player, Fitzsimmons won NBA Coach of the Year and President and CEO **Jerry Colangelo** was named NBA Executive of the Year for the third time. It was the first time in NBA history that a single team won four postseason league awards. Chambers and KJ were also selected to the All-NBA Second Team.



**FRONT ROW:** Assistant Coach Lionel Hollins, Assistant Coach Paul Westphal, Dan Majerle, Dean Garrett, Mark West, Armon Gilliam, Tyrone Corbin, Trainer Joe Proski, Head Coach Cotton Fitzsimmons.

**BACK ROW:** Kevin Johnson, Jeff Hornacek, Winston Crite, Eddie Johnson, Kenny Gattison, Andrew Lang, Tom Chambers, Tim Perry, Steve Kerr, Craig Hodges.



DATE	OPPONENT	ATTEND.	SCORE	REC.	W/L	DATE	OPPONENT	ATTEND.	SCORE	REC.	W/L
11/4	@PORTLAND	12,812	105-120	0-1	L	2/1	LA LAKERS	14,471	114-97	27-15	W
11/5	@GOLDEN STATE	15,025	104-117	0-2	L	2/3	@DALLAS	17,007	117-121	27-16	L
11/9	DALLAS	9,241	111-103	1-2	W	2/4	ATLANTA	14,471	116-118*	27-17	L
11/11	GOLDEN STATE	10,045	141-103	2-2	W	2/6	UTAH	12,058	104-87	28-17	W
11/12	@LA CLIPPERS	13,826	127-138*	2-3	L	2/9	LA CLIPPERS	11,089	120-113	29-17	W
11/15	@SACRAMENTO	16,517	119-89	3-3	W	2/15	SEATTLE	12,800	135-112	30-17	W
11/16	INDIANA	9,062	123-104	4-3	W	2/17	BOSTON	14,471	135-126	31-17	W
11/18	DETROIT	14,471	105-121	4-4	L	2/18	@SACRAMENTO	16,517	120-101	32-17	W
11/19	@UTAH	12,444	121-134	4-5	L	2/20	@UTAH	12,444	92-118	32-18	L
11/23	NEW JERSEY	9,046	129-133	4-6	L	2/21	GOLDEN STATE	12,468	139-121	33-18	W
11/25	SEATTLE	10,710	110-105	5-6	W	2/24	PHILADELPHIA	14,471	120-95	34-18	W
11/26	@SAN ANTONIO	10,583	104-117	5-7	L	2/26	@LA LAKERS	17,505	122-134	34-19	L
11/29	@ HOUSTON	16,611	124-107	6-7	W	2/28	@PORTLAND	12,848	134-139	34-20	L
12/2	HOUSTON	9,809	110-95	7-7	W	3/2	SACRAMENTO	10,369	110-90	35-20	W
12/3	LA CLIPPERS	9,194	114-106*	8-7	W	3/4	LA CLIPPERS	14,471	133-91	36-20	W
12/6	WASHINGTON	8,123	130-92	9-7	W	3/6	@PHILADELPHIA	14,156	110-106	37-20	W
12/7	@LA LAKERS	17,353	111-125	9-8	L	3/7	@NEW YORK	17,621	119-124	37-21	L
12/9	GOLDEN STATE	11,636	110-105	10-8	W	3/10	@INDIANA	11,337	116-121	37-22	L
12/13	@SEATTLE	13,500	116-126	10-9	L	3/11	@MILWAUKEE	16,633	93-100	37-23	L
12/16	PORTLAND	11,196	132-125	11-9	W	3/13	@MIAMI	15,008	112-104	38-23	W
12/17	@PORTLAND	12,848	97-115	11-10	L	3/14	@ATLANTA	15,872	114-112	39-23	W
12/20	SAN ANTONIO	9,550	128-110	12-10	W	3/17	PORTLAND	14,090	129-124	40-23	W
12/22	@DENVER	9,677	126-118	13-10	W	3/18	SEATTLE	14,471	122-104	41-23	W
12/23	DENVER	10,274	119-107	14-10	W	3/20	MIAMI	12,315	115-97	42-23	W
12/26	LA LAKERS	14,471	111-96	15-10	W	3/22	CHICAGO	14,471	111-112	42-24	L
12/28	@DETROIT	21,454	100-106	15-11	L	3/23	@GOLDEN STATE	15,025	154-124	43-24	W
12/30	@NEW JERSEY	13,259	116-109	16-11	W	3/25	@LA CLIPPERS	10,903	123-103	44-24	W
1/2	@WASHINGTON	3,729	125-122	17-11	W	3/26	@LA LAKERS	17,505	116-118	44-25	L
1/4	@BOSTON	14,890	106-104	18-11	W	3/28	LA LAKERS	14,471	127-104	45-25	W
1/6	DALLAS	14,471	120-111	19-11	W	3/30	@SACRAMENTO	16,517	123-135	45-26	L
1/7	MIAMI	12,288	107-99	20-11	W	3/31	MILWAUKEE	14,471	122-104	46-26	W
1/9	@GOLDEN STATE	11,029	124-130	20-12	L	4/5	UTAH	14,471	114-104	47-26	W
1/11	CLEVELAND	14,471	121-124	20-13	L	4/6	@SEATTLE	14,457	126-119	48-26	W
1/13	SACRAMENTO	13,420	111-90	21-13	W	4/8	@LA CLIPPERS	10,459	115-97	49-26	W
1/16	@CLEVELAND	19,875	110-126	21-14	L	4/12	@DALLAS	16,851	109-94	50-26	W
1/17	@MIAMI — POSTPONED-UNSAFE CONDITIONS (MADE UP 4/19)					4/13	@ HOUSTON	16,611	119-111	51-26	W
1/19	@CHARLOTTE	23,388	126-112	22-14	W	4/15	SAN ANTONIO	14,471	137-91	52-26	W
1/21	@CHICAGO	18,591	116-107	23-14	W	4/17	SACRAMENTO	14,471	140-85	53-26	W
1/24	CHARLOTTE	11,089	106-103	24-14	W	4/19	@MIAMI	15,008	117-91	54-26	W
1/27	NEW YORK	14,471	132-130	25-14	W	4/21	HOUSTON	14,471	101-112	54-27	L
1/28	@DENVER	17,022	138-142	25-15	L	4/22	@SEATTLE	12,995	121-111	55-27	W
1/30	DENVER	10,726	126-100	26-15	W						

\*Overtime

## 88-89 Final Statistics

PLAYER	3 PT											PTS-AVG					
	G	GS	MIN	FGM-FGA	PCT	FGM-FGA	PCT	FTM-FTA	PCT	OR-DR	REB		AST	PF-DQ	STL	TO	BLK
CHAMBERS	81	81	3002	774-1643	.471	28-86	.326	509-598	.851	143-541	684	231	271-2	87	231	55	2085-25.7
E.JOHNSON	70	7	2043	608-1224	.497	71-172	.413	217-250	.868	91-215	306	162	198-0	47	122	7	1504-21.5
K.JOHNSON	81	81	3179	570-1128	.505	2-22	.091	508-576	.882	46-294	340	991	226-1	135	322	24	1650-20.4
GILLIAM	74	60	2120	468-930	.503	0-0	—	240-323	.743	165-376	541	52	176-2	54	140	27	1176-15.9
HORNACEK	78	73	2487	440-889	.495	27-81	.333	147-178	.826	75-191	266	465	188-0	129	111	8	1054-13.5
MAJERLE	54	5	1354	181-432	.419	27-82	.329	78-127	.614	62-147	209	130	139-1	63	48	14	467-8.6
CORBIN	77	30	1655	245-454	.540	0-2	.000	141-179	.788	176-222	398	118	222-2	82	92	13	631-8.2
WEST	82	32	2019	243-372	.653	0-0	—	108-202	.535	167-384	551	39	273-4	35	103	187	594-7.2
PERRY	62	15	614	108-201	.537	1-4	.250	40-65	.615	61-71	132	18	47-0	19	37	32	257-4.1
HODGES	10	0	92	16-36	.444	4-12	.333	3-4	.750	2-3	5	8	8-0	2	5	0	39-3.9
LANG	62	25	526	60-117	.513	0-0	—	39-60	.650	54-93	147	9	112-1	17	28	48	159-2.6
KERR	26	0	157	20-46	.435	8-17	.471	6-9	.667	3-14	17	24	12-0	7	6	0	54-2.1
DAVIS	2	0	7	1-5	.200	0-1	.000	2-2	1.00	1-0	1	0	1-0	0	0	0	4-2.0
DUNN	34	1	321	12-35	.343	0-0	—	9-12	.750	30-30	60	25	35-0	12	6	1	33-1.0
NEALY(PHX)	30	0	164	8-29	.276	0-2	.000	3-7	.429	18-37	55	8	22-0	4	6	0	19-0.6
GATTISON	2	0	9	0-1	.000	0-0	—	1-2	.500	0-1	1	0	2-0	0	0	0	1-0.5
CRITE	2	0	6	0-3	.000	0-0	—	0-0	—	1-0	1	0	1-0	0	1	0	0-0.0
SUNS	82		19755	3754-7545	.498	168-481	.349	2051-2594	.791	1095-2619	3714	2280	1933-13	693	1279	416	9727-118.6
OPPONENTS	82		19755	3589-7736	.464	181-568	.319	1737-2308	.753	1252-2458	3710	2166	2057-16	625	1368	437	9006-110.9

# Season Review 89-90

The 1989-90 Suns featured eight returning players from the previous year's team and finished 54-28.

**RECORD**
**54-28**


Phoenix ended the season second in the NBA in points scored (114.9) and 22 road wins established a new team record. The Suns also established a new NBA record on April 9 when they hit 61 free throws against Utah. The club won a single season team-record 19 in a row at home.

**Tom Chambers** set the club record for total points in a season (2,201) and scoring average (27.2) and placed fourth in the league in scoring average.

Head Coach **Cotton Fitzsimmons** reached the .500 mark for his career with a win over Philadelphia on February 24. It was the first time he was at the .500 level since March 7, 1976, when he was head coach of Atlanta. Fitzsimmons, the 1989 NBA Coach of the Year, was named Coach of the Month for February.

The Suns set an all-time regular season home attendance record on April 3 against Dallas, and played in front of 578,661 fans on the year. The Suns had 26 sellouts to set a new franchise record, topping the old mark of 18 set in 1988-89.

Phoenix began playoff competition with a hard-fought 3-2 series win over Utah. They then defeated the L.A. Lakers, 4-1, in the Western Conference Semifinals; the first time a Suns team defeated the Lakers in a seven-game playoff series. The Suns then lost to Portland, 4-2, in the conference finals. Chambers and **Kevin Johnson** were both named to the All-NBA Second Team.



**FRONT ROW:** NBA Scout Scotty Robertson, Assistant Coach Lionel Hollins, Kevin Johnson, Jeff Hornacek, Kenny Battle, Michael Morrison, Greg Grant, Assistant Coach Paul Westphal, Head Coach Cotton Fitzsimmons.

**BACK ROW:** Trainer Joe Proski, Ricky Blanton, Kurt Rambis, Andrew Lang, Tom Chambers, Mark West, Tim Perry, Eddie Johnson, Dan Majerle.

DATE	OPPONENT	ATTEND.	SCORE	REC.	W/L	DATE	OPPONENT	ATTEND.	SCORE	REC.	W/L
11/3	GOLDEN STATE	14,144	136-106	1-0	W	2/1	ATLANTA	14,143	102-90	26-16	W
11/4	@DENVER	12,439	132-135	1-1	L	2/3	HOUSTON	14,487	130-105	27-16	W
11/7	@LA LAKERS	17,505	107-111	1-2	L	2/4	@PORTLAND	12,884	121-123	27-17	L
11/10	SACRAMENTO	13,590	130-109	2-2	W	2/7	@SEATTLE	11,420	128-124	28-17	W
11/15	PORTLAND	12,728	109-107	3-2	W	2/13	@LA CLIPPERS	12,059	118-96	29-17	W
11/17	@PORTLAND	12,884	109-110	3-3	L	2/14	UTAH	14,487	114-103	30-17	W
11/18	WASHINGTON	13,607	118-107	4-3	W	2/16	GOLDEN STATE	14,487	135-114	31-17	W
11/21	@SAN ANTONIO	13,726	98-107	4-4	L	2/18	@GOLDEN STATE	15,025	131-113	32-17	W
11/22	CHICAGO	14,487	90-95	4-5	L	2/20	BOSTON	14,487	120-99	33-17	W
11/24	ORLANDO	13,173	121-94	5-5	W	2/22	@SACRAMENTO	17,014	104-98	34-17	W
11/29	DETROIT	14,487	103-111	5-6	L	2/24	PHILADELPHIA	14,487	129-99	35-17	W
12/1	LA CLIPPERS	13,240	111-90	6-6	W	2/27	DENVER	14,487	120-101	36-17	W
12/2	NEW YORK	14,033	112-122	6-7	L	3/1	@HOUSTON	14,705	104-112	36-18	L
12/7	@LA LAKERS	17,257	96-100	6-8	L	3/2	@DALLAS	17,007	102-108	36-19	L
12/8	MILWAUKEE	12,409	123-98	7-8	W	3/4	CLEVELAND	14,487	108-96	37-19	W
12/12	@HOUSTON	14,867	83-105	7-9	L	3/6	@ATLANTA	13,049	113-111	38-19	W
12/13	@UTAH	12,616	95-102	7-10	L	3/7	@WASHINGTON	7,810	113-111	39-19	W
12/15	HOUSTON	14,032	121-96	8-10	W	3/9	@INDIANA	10,960	134-130	40-19	W
12/17	@SACRAMENTO	17,014	125-113	9-10	W	3/10	@MINNESOTA	30,168	101-98*	41-19	W
12/20	INDIANA	13,329	130-131*	9-11	L	3/13	@UTAH	12,616	114-106	42-19	W
12/22	SAN ANTONIO	14,487	115-119	9-12	L	3/14	DENVER	14,487	138-108	43-19	W
12/23	LA CLIPPERS	12,567	104-100	10-12	W	3/16	MIAMI	14,487	129-103	44-19	W
12/26	PORTLAND	14,487	121-105	11-12	W	3/19	SAN ANTONIO	14,487	102-113	44-20	L
12/29	@MINNESOTA	25,699	118-101	12-12	W	3/21	CHARLOTTE	14,487	114-115*	44-21	L
12/30	@CLEVELAND	18,867	102-110	12-13	L	3/23	MINNESOTA	14,487	120-99	45-21	W
1/2	@NEW YORK	18,212	113-99	13-13	W	3/24	SEATTLE	14,487	121-95	46-21	W
1/4	DALLAS	14,487	119-102	14-13	W	3/26	@CHICAGO	17,884	92-121	46-22	L
1/6	@SEATTLE	14,430	110-120	14-14	L	3/27	@MILWAUKEE	15,493	127-133	46-23	L
1/9	LA LAKERS	14,487	121-118*	15-14	W	3/29	@CHARLOTTE	23,901	105-92	47-23	W
1/12	SACRAMENTO	14,487	111-96	16-14	W	3/30	@NEW JERSEY	13,328	126-119	48-23	W
1/13	@DENVER	14,070	119-111	17-14	W	4/1	@PHILADELPHIA	15,751	112-141	48-24	L
1/15	CHARLOTTE	13,643	118-108*	18-14	W	4/3	DALLAS	14,487	117-111	49-24	W
1/17	@DALLAS	17,007	108-88	19-14	W	4/6	LA LAKERS	14,487	99-103	49-25	L
1/18	MINNESOTA	14,070	113-96	20-14	W	4/7	@LA CLIPPERS	12,888	115-108	50-25	W
1/20	SEATTLE	14,487	117-98	21-14	W	4/9	UTAH	14,487	119-115*	51-25	W
1/22	@ORLANDO	15,077	126-103	22-14	W	4/12	@SACRAMENTO	17,014	116-114	52-25	W
1/23	@MIAMI	15,008	118-99	23-14	W	4/14	@SEATTLE	12,903	89-96	52-26	L
1/25	@CHARLOTTE	23,901	124-97	24-14	W	4/16	@GOLDEN STATE	15,025	141-129	53-26	W
1/26	@DETROIT	21,454	103-107	24-15	L	4/18	PORTLAND	14,487	120-128*	53-27	L
1/28	@BOSTON	14,890	118-126	24-16	L	4/20	GOLDEN STATE	14,487	123-106	54-27	W
1/30	NEW JERSEY	13,291	120-95	25-16	W	4/22	@SAN ANTONIO	15,910	93-108	54-28	L

\*Overtime

## 89-90 Final Statistics

PLAYER	G	GS	MIN	3 PT				FTM-FTA	PCT	OR-DR	REB	AST	PF-DQ	STL	TO	BLK	PTS-AVG
				FGM-FGA	PCT	FGM-FGA	PCT										
CHAMBERS	81	81	3046	810-1617	.501	24-86	.279	557-647	.861	121-450	571	190	260-1	88	218	47	2201-27.2
K.JOHNSON	74	74	2782	578-1159	.499	8-41	.195	501-598	.838	42-228	270	846	143-0	95	263	14	1665-22.5
HORNACEK	67	60	2278	483-901	.536	40-98	.408	173-202	.856	86-557	313	337	144-2	117	125	14	1179-17.6
E.JOHNSON	64	4	1811	411-907	.453	70-184	.380	188-205	.917	69-177	246	107	174-4	32	108	10	1081-16.9
MAJERLE	73	23	2244	296-698	.424	19-80	.238	198-260	.762	144-286	430	188	177-5	100	82	32	809-11.1
WEST	82	79	2399	331-530	.625	0-0	—	199-288	.691	212-516	728	45	277-5	36	126	184	861-10.5
GILLIAM	16	7	267	52-121	.430	0-0	—	39-56	.696	26-44	70	8	28-0	6	17	5	143-8.9
MCREE	14	7	280	42-87	.483	8-23	.348	10-21	.476	11-25	36	16	28-0	8	14	1	102-7.3
RAMBIS(TOT)	74	61	1904	190-373	.509	0-3	.000	82-127	.646	156-369	525	135	208-0	100	104	37	462-6.2
RAMBIS(PHX)	58	45	1456	132-257	.514	0-2	.000	52-72	.722	108-297	405	107	163-0	68	75	27	316-5.4
PERRY	60	18	612	100-195	.513	1-1	1.00	53-90	.589	79-73	152	17	76-0	21	47	22	254-4.2
BATTLE	59	8	729	93-170	.547	1-4	.250	55-82	.671	44-80	124	38	94-2	35	32	11	242-4.1
LANG	74	0	1011	97-174	.557	0-0	—	64-98	.653	83-188	271	21	171-1	22	41	133	258-3.5
GRANT	67	3	678	83-216	.384	3-16	.188	39-59	.661	16-43	59	168	58-0	36	77	1	208-3.1
LEGLER	11	0	83	11-29	.379	0-1	.000	6-6	1.00	4-4	8	6	12-0	2	4	0	28-2.5
MORRISON	36	1	153	23-68	.338	2-7	.286	24-30	.800	7-13	20	11	20-0	2	23	0	72-2.0
WILLIAMS	6	0	26	2-10	.200	0-0	—	1-2	.500	1-0	1	4	0-0	0	5	0	5-0.8
SUNS	82		19855	3544-7139	.496	176-543	.324	2159-2716	.795	1053-2651	3704	2109	1825-20	668	1275	501	9423-114.9
OPPONENTS	82		19855	3528-7588	.465	200-563	.355	1585-2163	.733	1202-2335	3537	2125	2151-33	677	1254	395	8841-107.8

# Season Review 90-91

**RECORD****55-27**

Following two consecutive trips to the Western Conference Finals and two-straight 50-plus win seasons, expectations of the Suns were high. They did not disappoint as the club finished 55-27.


The Suns took off for Tokyo, Japan, to open the season with two games against Utah. It marked the first time that professional sports teams from the United States played regular season games outside of North America. The Suns and Jazz split the two games.

The Suns set several records versus Denver on November 10. In that game, Head Coach **Cotton Fitzsimmons** won his 700th career game, becoming only the seventh coach in NBA history to achieve that mark. As a team, the Suns set a new NBA record for points in a half, scoring 107 first-half points, and tied the record for points in a non-overtime game with 173 vs. Denver on November 10.

On November 27 in Portland, the Suns defeated the Trail Blazers 123-109, ending a 20-game losing streak in Portland.

Phoenix set another club record with its 13-3 mark in March, the most wins by a Suns team in any month.

Phoenix finished the year with a 32-9 record at home and a 23-18 mark on the road. The 23 road wins eclipsed the record of 22 set during the 1989-90 season. However, the Suns lost in the opening round of the playoffs, 3-1, to Utah.



**FRONT ROW:** Assistant Coach Scotty Robertson, Assistant Coach Lionel Hollins, Assistant Coach Paul Westphal, Negele Knight, Cedric Ceballos, Dan Majerle, Jeff Hornacek, Kevin Johnson, President/CEO Jerry Colangelo, Head Coach Cotton Fitzsimmons.

**BACK ROW:** Trainer Joe Proski, Xavier McDaniel, Ed Nealy, Tim Perry, Tom Chambers, Joe Barry Carroll, Andrew Lang, Mark West, Kurt Rambis, Ian Lockhart.

DATE	OPPONENT	ATTEND.	SCORE	REC.	W/L	DATE	OPPONENT	ATTEND.	SCORE	REC.	W/L
11/2	UTAH @ TOKYO	10,111	119-96	1-0	W	1/30	@MIAMI	15,008	115-104	28-14	W
11/3	UTAH @ TOKYO	10,111	101-102	1-1	L	2/1	@PHILADELPHIA	17,611	89-96	28-15	L
11/7	GOLDEN STATE	14,487	129-119	2-1	W	2/3	@DETROIT	21,454	112-97	29-15	W
11/10	DENVER	14,487	173-143	3-1	W	2/5	DENVER	14,487	126-103	30-15	W
11/13	@LA LAKERS	16,512	112-111	4-1	W	2/6	@UTAH	12,616	99-103	30-16	L
11/14	@LA CLIPPERS	11,812	102-108	4-2	L	2/12	LA LAKERS	14,487	99-95	31-16	W
11/16	LA CLIPPERS	14,487	121-110*	5-2	W	2/14	@SAN ANTONIO	15,908	106-97	32-16	W
11/17	@SAN ANTONIO	15,908	114-128	5-3	L	2/16	@HOUSTON	16,611	91-100	32-17	L
11/21	CHICAGO	14,487	109-107	6-3	W	2/19	BOSTON	14,487	109-105	33-17	W
11/23	NEW JERSEY	14,487	114-116	6-4	L	2/20	@LA CLIPPERS	11,068	113-93	34-17	W
11/27	@PORTLAND	12,884	123-109	7-4	W	2/22	@PORTLAND	12,884	106-127	34-18	L
11/29	SEATTLE	14,487	128-110	8-4	W	2/23	@SEATTLE	14,692	120-110	35-18	W
12/1	LA LAKERS	14,487	98-108	8-5	L	2/25	CHARLOTTE	14,487	128-108	36-18	W
12/4	@CHICAGO	18,094	127-155	8-6	L	2/27	ORLANDO	14,487	116-124	36-19	L
12/5	@INDIANA	8,557	121-126	8-7	L	3/1	SACRAMENTO	14,487	112-106	37-19	W
12/7	@NEW JERSEY	11,019	129-110	9-7	W	3/4	@CHARLOTTE	23,901	126-93	38-19	W
12/8	@ORLANDO	15,077	113-109	10-7	W	3/5	@NEW YORK	16,420	107-102	39-19	W
12/11	SACRAMENTO	14,487	113-90	11-7	W	3/7	@ATLANTA	12,184	106-104	40-19	W
12/13	ORLANDO	14,487	125-114	12-7	W	3/8	@WASHINGTON	15,311	117-91	41-19	W
12/15	@DENVER	13,696	142-134	13-7	W	3/10	@MINNESOTA	19,006	123-109	42-19	W
12/18	@DALLAS	17,007	114-95	14-7	W	3/13	PORTLAND	14,487	116-108	43-19	W
12/19	MINNESOTA	14,487	112-96	15-7	W	3/15	HOUSTON	14,487	128-135	43-20	L
12/21	SAN ANTONIO	14,487	128-132*	15-8	L	3/16	ATLANTA	14,487	128-116	44-20	W
12/22	@HOUSTON	14,996	102-122	15-9	L	3/18	INDIANA	14,487	111-103	45-20	W
12/26	DALLAS	14,487	115-88	16-9	W	3/20	@DALLAS	17,007	110-96	46-20	W
12/28	PHILADELPHIA	14,487	115-96	17-9	W	3/22	SEATTLE	14,487	105-111	46-21	L
12/29	MIAMI	14,487	134-95	18-9	W	3/23	@SACRAMENTO	17,014	100-95	47-21	W
1/2	@CLEVELAND	15,808	105-83	19-9	W	3/25	@LA CLIPPERS	12,000	94-106	47-22	L
1/4	@BOSTON	14,890	103-132	19-10	L	3/26	MINNESOTA	14,487	117-95	48-22	W
1/5	@MILWAUKEE	18,633	86-88	19-11	L	3/28	MILWAUKEE	14,487	102-88	49-22	W
1/7	@MINNESOTA	19,006	119-106	20-11	W	4/2	UTAH	14,487	131-117	50-22	W
1/9	CLEVELAND	14,487	113-105	21-11	W	4/4	LA LAKERS	14,487	98-102	50-23	L
1/11	HOUSTON	14,487	114-110	22-11	W	4/5	@GOLDEN STATE	15,025	101-118	50-24	L
1/12	@GOLDEN STATE	15,025	127-118	23-11	W	4/7	@LA LAKERS	17,505	85-93	50-25	L
1/15	WASHINGTON	14,487	127-97	24-11	W	4/9	GOLDEN STATE	14,487	120-106	51-25	W
1/18	DETROIT	14,487	103-102	25-11	W	4/12	DALLAS	14,487	103-91	52-25	W
1/19	@SACRAMENTO	17,014	97-101	25-12	L	4/14	SAN ANTONIO	14,487	101-109	52-26	L
1/22	@PORTLAND	12,884	116-123	25-13	L	4/16	@DENVER	8,298	153-118	53-26	W
1/25	SEATTLE	14,487	128-113	26-13	W	4/17	LA CLIPPERS	14,487	105-100	54-26	W
1/26	NEW YORK	14,487	112-94	27-13	W	4/19	@SEATTLE	12,591	93-104	54-27	L
1/29	@ORLANDO	15,077	112-114	27-14	L	4/21	PORTLAND	14,487	135-118	55-27	W

\*Overtime

## 90-91 Final Statistics

PLAYER	G	GS	MIN	3 PT			FTM-FTA	PCT	OR-DR	REB	AST	PF-DQ	STL	TO	BLK	PTS-AVG	
				FGM-FGA	PCT	FGM-FGA											
K.JOHNSON	77	76	2772	591-1145	.516	9-44	.205	519-616	.843	54-217	271	781	174-0	163	269	11	1710-22.2
CHAMBERS	76	75	2475	556-1271	.437	20-73	.274	379-459	.826	104-386	490	194	235-3	65	177	52	1511-19.9
MCDANIEL (TOT)	81	79	2634	590-1186	.497	0-8	.000	193-267	.723	173-384	557	187	264-2	76	184	46	1373-17.0
MCDANIEL (PHX)	66	64	2105	451-896	.503	0-5	.000	144-198	.727	137-339	476	149	214-2	50	144	42	1046-15.8
HORNACEK	80	77	2733	544-1051	.518	61-146	.418	201-224	.897	74-247	321	409	185-1	111	130	16	1350-16.9
MAJERLE	77	7	2281	397-821	.484	30-86	.349	227-298	.762	168-250	418	216	162-0	106	114	40	1051-13.6
E.JOHNSON	15	0	312	88-186	.473	6-21	.286	21-29	.724	16-30	46	17	37-0	9	24	2	203-13.5
CEBALLOS	63	0	730	204-419	.487	1-6	.167	110-166	.663	77-73	150	35	70-0	22	69	5	519-8.2
WEST	82	64	1957	247-382	.647	0-0	—	135-206	.655	171-393	564	37	266-2	32	86	161	629-7.7
BATTLE	16	4	263	38-86	.442	0-2	.000	20-29	.690	21-32	53	15	25-0	19	17	6	96-6.0
KNIGHT	64	6	792	131-308	.425	6-25	.240	71-118	.602	20-51	71	191	83-0	20	76	7	339-5.3
LANG	63	18	1152	109-189	.577	0-1	.000	93-130	.715	113-190	303	27	168-2	17	45	127	311-4.9
PERRY	46	2	587	75-144	.521	0-5	.000	43-70	.614	53-73	126	27	60-1	23	32	43	193-4.2
LOCKHART	1	0	2	1-1	1.000	0-0	—	2-2	1.00	0-0	0	0	0-0	0	0	0	4-4.0
RAMBIS	62	17	900	83-167	.497	0-2	.000	60-85	.706	77-189	266	64	107-1	25	45	11	226-3.6
CARROLL	11	0	96	13-36	.361	0-0	—	11-12	.917	3-21	24	11	18-0	1	12	8	37-3.4
NEALY	55	0	573	45-97	.464	5-16	.313	28-38	.737	44-107	151	36	46-0	24	19	4	123-2.2
SUNS	82		19730	3573-7199	.496	138-432	.319	2064-2680	.770	1132-2598	3730	2209	1850-12	687	1302	535	9348-114.0
OPPONENTS	82		19730	3462-7499	.462	182-584	.312	1705-2244	.760	1185-2298	3483	1972	2059-24	682	1282	463	8811-107.5

# Season Review 91-92

**RECORD****53-29**

The Suns' 53-29 record marked the fourth-straight year with 50 or more wins. The Suns opened the season with a grueling November in which they went 8-9, but rebounded to go 11-1 in December, 10-6 in January, 7-6 in an injury-plagued February, 12-3 in March and 5-4 in April.

The season included the franchise's 1,000th career win as the Suns became just the 12th franchise in NBA history to reach the 1,000-win plateau and only Milwaukee, Boston, Philadelphia and the Lakers did so in less time. Phoenix's 36-5 home record tied the team's previous best set during the 1978-90 and 1980-81 seasons.

Five Suns players – **Jeff Hornacek**, **Kevin Johnson**, **Dan Majerle**, **Tom Chambers** and **Tim Perry** – averaged double figure scoring as Phoenix averaged 112.1 points, second in the league.

The Suns completed their 24th and final season at Veterans Memorial Coliseum by setting a new regular season attendance record with sellouts in each of the 41 home games.

The Suns defeated San Antonio, 3-0, in the first round of the playoffs and lost to Portland, 4-1, in the second round. The last NBA game played at Veterans Memorial Coliseum was a 153-151 overtime loss May 11 in Game 4 against Portland. KJ scored 35 points for the Suns while Clyde Drexler pumped in 33 for the Blazers.



**FRONT ROW:** Strength Coach Robin Pound, Assistant Coach Scotty Robertson, Assistant Coach Lionel Hollins, Assistant Coach Paul Westphal, Negele Knight, Steve Burt, Dan Majerle, Jeff Hornacek, Kevin Johnson, President/CEO Jerry Colangelo, Head Coach Cotton Fitzsimmons, Trainer Joe Proski.

**BACK ROW:** Ed Nealy, Tim Perry, Tom Chambers, Mark West, Andrew Lang, Jerrod Mustaf, Kurt Rambis, Cedric Ceballos, Assistant Trainer Matt Anderson.



DATE	OPPONENT	ATTEND.	SCORE	REC.	W/L	DATE	OPPONENT	ATTEND.	SCORE	REC.	W/L
11/1	@SEATTLE	12,863	99-95	1-0	W	1/24	@BOSTON	14,890	100-93	27-15	W
11/2	@PORTLAND	12,888	100-76	2-0	W	1/25	@WASHINGTON	11,791	121-115	28-15	W
11/5	INDIANA	14,496	105-111	2-1	L	1/29	NEW JERSEY	14,496	128-95	29-15	W
11/6	@LA CLIPPERS	9,383	87-111	2-2	L	1/31	@UTAH	19,911	116-117*	29-16	L
11/8	LA LAKERS	14,496	113-85	3-2	W	2/1	HOUSTON	14,496	106-92	30-16	W
11/9	@HOUSTON	15,506	95-96	3-3	L	2/3	LA LAKERS	14,496	113-104	31-16	W
11/12	@GOLDEN STATE	15,025	116-119	3-4	L	2/5	CHICAGO	14,496	126-114	32-16	W
11/13	BOSTON	14,496	111-117	3-5	L	2/12	PORTLAND	14,496	97-107	32-17	L
11/15	ATLANTA	14,496	97-113	3-6	L	2/14	@LA CLIPPERS	11,677	97-104	32-18	L
11/16	@DALLAS	17,364	88-91	3-7	L	2/15	WASHINGTON	14,496	124-98	33-18	W
11/19	@LA LAKERS	16,558	95-103	3-8	L	2/17	@SEATTLE	16,144	96-98	33-19	L
11/20	DENVER	14,496	113-97	4-8	W	2/18	@PORTLAND	12,888	116-129	33-20	L
11/22	LA CLIPPERS	14,496	105-97	5-8	W	2/21	@GOLDEN STATE	15,025	115-123	33-21	L
11/26	@SACRAMENTO	17,014	89-104	5-9	L	2/22	LA CLIPPERS	14,496	130-112	34-21	W
11/27	SACRAMENTO	14,496	141-100	6-9	W	2/24	NEW YORK	14,496	104-95	35-21	W
11/29	CHARLOTTE	14,496	131-111	7-9	W	2/26	CLEVELAND	14,496	103-100	36-21	W
11/30	UTAH	14,496	134-125*	8-9	W	2/28	@DALLAS	17,148	107-115	36-22	L
12/3	@MINNESOTA	18,582	101-95	9-9	W	3/1	UTAH	14,496	114-109	37-22	W
12/4	@INDIANA	9,597	114-108	10-9	W	3/3	HOUSTON	14,496	112-107*	38-22	W
12/6	@ORLANDO	15,151	122-105	11-9	W	3/5	SEATTLE	14,496	118-105	39-22	W
12/7	@MIAMI	15,008	109-108	12-9	W	3/7	@SAN ANTONIO	16,057	109-122	39-23	L
12/10	DETROIT	14,496	102-93	13-9	W	3/10	@CLEVELAND	16,719	100-102	39-24	L
12/13	@SAN ANTONIO	16,057	112-107	14-9	W	3/12	@MILWAUKEE	13,587	106-100	40-24	W
12/18	@DENVER	9,802	109-123	14-10	L	3/13	@PHILADELPHIA	16,798	108-104	41-24	W
12/20	SAN ANTONIO	14,496	116-91	15-10	W	3/15	@MINNESOTA	19,006	118-113	42-24	W
12/22	@LA LAKERS	17,505	100-88	16-10	W	3/17	DALLAS	14,496	92-81	43-24	W
12/26	MIAMI	14,496	132-104	17-10	W	3/20	LA CLIPPERS	14,496	101-114	43-25	L
12/28	DALLAS	14,496	121-103	18-10	W	3/21	MINNESOTA	14,496	121-105	44-25	W
12/30	@DETROIT	21,454	110-103	19-10	W	3/25	MILWAUKEE	14,496	132-104	45-25	W
1/2	@ATLANTA	12,215	105-123	19-11	L	3/27	PHILADELPHIA	14,496	117-113	46-25	W
1/4	@CHARLOTTE	23,698	108-113	19-12	L	3/28	@DENVER	17,002	121-101	47-25	W
1/5	@NEW YORK	17,850	104-108*	19-13	L	3/31	PORTLAND	14,496	128-111	48-25	W
1/8	DENVER	14,496	135-114	20-13	W	4/2	GOLDEN STATE	14,496	109-105	49-25	W
1/10	ORLANDO	14,496	118-107	21-13	W	4/3	@UTAH	19,911	94-113	49-26	L
1/11	GOLDEN STATE	14,496	130-118	22-13	W	4/5	@LA LAKERS	17,228	104-109	49-27	L
1/13	MINNESOTA	14,496	131-111	23-13	W	4/7	SACRAMENTO	14,496	103-101	50-27	W
1/15	@SACRAMENTO	17,014	128-111	24-13	W	4/9	@SEATTLE	11,223	104-119	50-28	L
1/17	SACRAMENTO	14,496	134-94	25-13	W	4/11	@GOLDEN STATE	15,025	125-134	50-29	L
1/19	PORTLAND	14,496	132-128*	26-13	W	4/14	SEATTLE	14,496	122-100	51-29	W
1/21	@CHICAGO	18,676	102-108	26-14	L	4/16	SAN ANTONIO	14,496	121-101	52-29	W
1/22	@NEW JERSEY	11,798	104-106	26-15	L	4/18	@HOUSTON	14,302	100-97	53-29	W

\*Overtime

## 91-92 Final Statistics

PLAYER	G	GS	MIN	3 PT			FTM-FTA	PCT	OR-DR	REB	AST	PF-DQ	STL	TO	BLK	PTS-AVG	
				FGM-FGA	PCT	FGM-FGA											
HORNACEK	81	81	3078	635-1240	.512	83-189	.439	279-315	.886	106-301	407	411	218-1	158	170	31	1632-20.1
JOHNSON	78	78	2899	539-1125	.479	10-46	.217	448-555	.807	61-231	292	836	180-0	116	272	23	1536-19.7
MAJERLE	82	15	2853	551-1153	.478	87-228	.382	229-303	.756	148-335	483	274	158-0	131	101	43	1418-17.3
CHAMBERS	69	66	1948	426-989	.431	18-49	.367	258-311	.830	86-315	401	142	196-1	57	103	37	1128-16.3
PERRY	80	69	2483	413-789	.523	3-8	.375	153-215	.712	204-347	551	134	237-2	44	141	116	982-12.3
LANG	81	71	1965	248-475	.522	0-1	.000	126-164	.768	170-376	546	43	306-8	48	87	201	622-7.7
CEBALLOS	64	4	725	176-365	.482	1-6	.167	109-148	.736	60-92	152	50	52-0	16	71	11	462-7.2
WEST	82	11	1436	196-310	.632	0-0	—	109-171	.637	134-238	372	22	239-2	14	82	81	501-6.1
BURT	31	2	356	74-160	.463	1-6	.167	38-54	.704	10-24	34	59	58-0	16	33	4	187-6.0
KNIGHT	42	1	631	103-217	.475	4-13	.308	33-48	.688	16-30	46	112	58-0	24	58	3	243-5.8
MUSTAF	52	3	545	92-193	.477	0-0	—	49-71	.690	45-100	145	45	59-0	21	51	16	233-4.5
RAMBIS	28	5	381	38-82	.463	0-0	—	14-18	.778	23-83	106	37	46-0	12	25	14	90-3.2
NEALY	52	4	505	62-121	.512	20-50	.400	16-24	.667	25-86	111	37	45-0	16	17	2	160-3.1
SUNS	82		19805	3553-7219	.492	227-596	.381	1861-2397	.776	1088-2558	3646	2202	1852-14	673	1242	582	9194-112.1
OPPONENTS	82		19805	3429-7477	.459	180-586	.307	1669-2207	.756	1218-2345	3563	1909	1931-11	659	1258	493	8707-106.2

# Season Review 92-93

**RECORD****62-20**

The Suns had high expectations going into their 25th Anniversary season in the new America West Arena. Bolstered by a June 17, 1992, trade for **Charles Barkley** which sent **Jeff Hornacek**, **Andrew Lang** and **Tim Perry** to Philadelphia, Phoenix led the NBA with a franchise-record 62 wins. Phoenix also acquired veteran guard **Danny Ainge** and elevated **Paul Westphal** to head coach.


Westphal became the winningest rookie coach in NBA history and Barkley went on to become the first Phoenix player to be named NBA MVP.

The Suns began the season without **Kevin Johnson**, who missed 31 games due to injury. However, the Suns had a perfect December as Phoenix tied the NBA's third-best mark for a month with a 14-0 record.

At the All-Star Game, Phoenix was represented by the West's leading vote-getter Barkley and reserve **Dan Majerle**, as well as Westphal and his staff who led the West to victory.

Barkley averaged 25.6 points and 12.2 rebounds and led the Suns to their second Pacific Division title. The club led the NBA in scoring (113.4), broke the NBA record for three-pointers made (398) and set a franchise home attendance record (779,943). **Jerry Colangelo** was named NBA Executive of the Year for an unprecedented fourth time.

Down 0-2 against the L.A. Lakers in the first round of the playoffs, the Suns became the first team in history to come back and win 3-2. The Suns downed Seattle in seven games to earn a trip to the NBA Finals against Chicago. Phoenix lost the first two games at home, but won two of the next three in Chicago, including Game 3, a triple-overtime affair that saw Majerle tie an NBA Finals record with six three-pointers and KJ set an NBA Finals record with 62 total minutes played. But the Suns came up short as John Paxson buried a three-pointer with 3.9 seconds remaining in Game 6 in Phoenix to give the Bulls a 4-2 series win and their third-straight NBA Championship.



**FRONT ROW:** Assistant Coach Scotty Robertson, Assistant Coach Lionel Hollins, Head Coach Paul Westphal, Negele Knight, Frank Johnson, Charles Barkley, Danny Ainge, Kevin Johnson, President/CEO Jerry Colangelo, Senior Executive VP Cotton Fitzsimmons, Video Coach Garrick Barr, Trainer Joe Proski.

**BACK ROW:** Strength Coach Robin Pound, Cedric Ceballos, Tim Kempton, Jerrod Mustaf, Tom Chambers, Mark West, Oliver Miller, Richard Dumas, Dan Majerle, Assistant Trainer Matt Anderson.

DATE	OPPONENT	ATTEND.	SCORE	REC.	W/L	DATE	OPPONENT	ATTEND.	SCORE	REC.	W/L
11/7	LA CLIPPERS	19,023	111-105	1-0	W	2/5	LA LAKERS	19,023	132-104	33-9	W
11/10	@PORTLAND	12,888	89-100	1-1	L	2/7	ORLANDO	19,023	121-105	34-9	W
11/12	@UTAH	19,911	102-91	2-1	W	2/10	LA CLIPPERS	19,023	122-100	35-9	W
11/14	@MINNESOTA	19,006	108-101	3-1	W	2/11	@GOLDEN STATE	15,025	122-100	36-9	W
11/16	SEATTLE	19,023	117-108	4-1	W	2/13	@SEATTLE	14,812	95-94	36-10	L
11/18	SACRAMENTO	19,023	127-111	5-1	W	2/16	BOSTON	19,023	110-97	37-10	W
11/21	@LA CLIPPERS	14,419	107-111	5-2	L	2/18	ATLANTA	19,023	131-119	38-10	W
11/22	CHICAGO	19,023	111-128	5-3	L	2/23	@SAN ANTONIO	16,057	105-103	39-10	W
11/25	PORTLAND	19,023	121-117	6-3	W	2/25	@HOUSTON	16,611	104-131	39-11	L
11/27	GOLDEN STATE	19,023	121-107	7-3	W	2/26	UTAH	19,023	113-106	40-11	W
11/28	@GOLDEN STATE	15,025	131-134	7-4	L	2/28	CLEVELAND	19,023	94-101	40-12	L
12/1	CHARLOTTE	19,023	109-90	8-4	W	3/2	@PORTLAND	12,888	97-102	40-13	L
12/4	LA LAKERS	19,023	103-93	9-4	W	3/3	PHILADELPHIA	19,023	125-115	41-13	W
12/6	@MILWAUKEE	16,646	122-112	10-4	W	3/5	SACRAMENTO	19,023	130-122	42-13	W
12/8	@NEW JERSEY	16,514	105-100	11-4	W	3/6	@DALLAS	17,502	109-102	43-13	W
12/9	@CHARLOTTE	23,698	110-101	12-4	W	3/9	@SACRAMENTO	17,317	128-108	44-13	W
12/11	@ORLANDO	15,151	108-107	13-4	W	3/10	GOLDEN STATE	19,023	111-100	45-13	W
12/12	@MIAMI	15,008	122-118	14-4	W	3/12	DALLAS	19,023	116-98	46-13	W
12/15	WASHINGTON	19,023	125-110	15-4	W	3/13	NEW JERSEY	19,023	93-124	46-14	L
12/18	@LA LAKERS	16,734	116-100	16-4	W	3/17	PORTLAND	19,023	129-111	47-14	W
12/22	GOLDEN STATE	19,023	106-104	17-4	W	3/19	DETROIT	19,023	127-97	48-14	W
12/23	@DENVER	17,022	111-96	18-4	W	3/21	INDIANA	19,023	108-109	48-15	L
12/26	SEATTLE	19,023	113-110	19-4	W	3/23	NEW YORK	19,023	121-92	49-15	W
12/27	DENVER	19,023	129-88	20-4	W	3/24	@LA LAKERS	17,505	120-105	50-15	W
12/30	HOUSTON	19,023	133-110	21-4	W	3/26	MILWAUKEE	19,023	109-103	51-15	W
1/3	@SAN ANTONIO	16,057	113-114*	21-5	L	3/28	@PHILADELPHIA	18,168	110-100	52-15	W
1/5	@HOUSTON	13,755	106-104	22-5	W	3/30	@CHICAGO	18,676	113-109	53-15	W
1/7	@DALLAS	13,760	111-107	23-5	W	4/2	@BOSTON	14,890	118-114	54-15	W
1/12	@SEATTLE	14,812	113-122	23-6	L	4/4	@INDIANA	16,530	110-100	55-15	W
1/14	@SACRAMENTO	17,317	114-104	24-6	W	4/6	LA LAKERS	19,023	115-114	56-15	W
1/15	MIAMI	19,023	107-99	25-6	W	4/8	@SACRAMENTO	17,317	123-114	57-15	W
1/18	@NEW YORK	19,763	103-106	25-7	L	4/9	DENVER	19,023	98-97	58-15	W
1/20	@CLEVELAND	20,273	119-123	25-8	L	4/11	UTAH	19,023	112-99	59-15	W
1/22	@WASHINGTON	18,756	122-115	26-8	W	4/12	@LA CLIPPERS	15,989	104-111	59-16	L
1/23	@ATLANTA	16,531	110-91	27-8	W	4/14	MINNESOTA	19,023	98-84	60-16	W
1/25	@DETROIT	21,454	121-119	28-8	W	4/16	SEATTLE	19,023	102-108	60-17	L
1/27	@MINNESOTA	18,503	117-116*	29-8	W	4/17	@UTAH	19,911	101-110	60-18	L
1/29	SAN ANTONIO	19,023	125-110	30-8	W	4/19	HOUSTON	19,023	97-111	60-19	L
1/30	DALLAS	19,023	126-105	31-8	W	4/22	@PORTLAND	12,888	115-114	61-19	W
2/2	@LA CLIPPERS	15,989	108-112	31-9	L	4/24	SAN ANTONIO	19,023	99-97	62-19	W
2/3	MINNESOTA	19,023	122-102	32-9	W	4/25	@DENVER	17,022	118-120	62-20	L

\*Overtime

## 92-93 Final Statistics

PLAYER	3 PT																
	G	GS	MIN	FGM-FGA	PCT	FGM-FGA	PCT	FTM-FTA	PCT	OR-DR	REB	AST	PF-DQ	STL	TO	BLK	PTS-AVG
BARKLEY	76	76	2859	716-1376	.520	67-220	.305	445-582	.765	237-691	928	385	196-0	119	233	74	1944-25.6
MAJERLE	82	82	3199	509-1096	.464	167-438	.381	203-261	.778	120-263	383	311	180-0	138	133	33	1388-16.9
K. JOHNSON	49	47	1643	282-565	.499	1-8	.125	226-276	.819	30-74	104	384	100-0	85	151	19	791-16.1
DUMAS	48	32	1320	302-576	.524	1-3	.333	152-215	.707	100-123	223	60	127-0	85	92	39	757-15.8
CEBALLOS	74	46	1607	381-662	.576	0-2	.000	187-258	.725	172-236	408	77	103-1	54	106	28	949-12.8
CHAMBERS	73	0	1723	320-716	.447	11-28	.393	241-288	.837	96-249	345	101	212-2	43	92	23	892-12.2
AINGE	80	0	2163	337-730	.462	150-372	.403	123-145	.848	49-165	214	260	175-3	69	113	8	947-11.8
KNIGHT	52	35	888	124-317	.391	0-7	.000	67-86	.779	28-36	64	145	66-1	23	73	4	315-6.1
MILLER	56	1	1069	121-255	.475	0-3	.000	71-100	.710	70-205	275	118	145-0	38	108	100	313-5.6
WEST	82	82	1558	175-285	.614	0-0	—	86-166	.518	153-305	458	29	243-3	16	93	103	436-5.3
MUSTAF	32	9	336	57-130	.438	0-1	.000	33-53	.623	29-54	83	10	40-0	14	22	11	147-4.6
F. JOHNSON	77	0	1122	136-312	.436	1-12	.083	59-76	.776	41-72	113	186	112-0	60	80	8	332-4.3
STIVIRNS (TOT)	19	0	76	19-39	.487	0-2	.000	3-4	.750	7-12	19	3	11-0	2	7	2	41-2.2
STIVIRNS (PHX)	10	0	35	11-18	.611	0-1	.000	0-0	—	2-6	8	1	7-0	1	5	1	22-2.2
KEMPTON	30	0	167	19-48	.396	0-0	—	18-31	.581	12-27	39	19	30-0	4	16	4	56-1.9
RAMBIS	5	0	41	4-7	.571	0-0	—	1-2	.500	2-4	6	1	3-0	3	6	0	9-1.8
SUNS	82		19730	3494-7093	.493	398-1095	.363	1912-2539	.753	1141-2510	3651	2087	1739-10	752	1359	455	9298-113.4
OPPONENTS	82		19730	3500-7307	.479	250-750	.333	1502-2078	.723	1118-2316	3434	2107	2041-24	708	1328	512	8752-106.7


# Season Review 93-94

**RECORD****56-26**

The Suns added veterans **A.C. Green** and **Joe Kleine** to their Western Conference Championship team, but battled injuries throughout the season. Despite losing 211 player games to injury and illness the Suns posted a 56-26 record, the fifth best overall mark in the NBA. The Suns posted an impressive 13-2 record in December, but the team's fortunes took a drastic turn for the worse in January. After playing the first two months of the season virtually injury-free, the Suns top two players, **Kevin Johnson** and **Charles Barkley**, went down with injuries. Johnson missed 15 games from January 5 to February 6 with a sprained right ankle and a bout with chicken pox. Barkley suffered a torn quadriceps tendon in his right knee, January 7, at Minnesota and missed the next 17 contests. The team struggled to a 7-8 mark, their first losing month since November 1991.

**Cedric Ceballos**, who returned to the lineup after missing the first 29 games, led the team during January and had two 40-point nights in a three-game stretch. Green averaged 19.3 points and led the team with 11.4 rebounds. Phoenix bounced back to capture an 8-4 mark in February. KJ, Barkley and **Danny Ainge** all returned to the lineup. KJ played in his third All-Star Game while Barkley, the league's leading vote-getter in balloting, was unable to play due to injury.

The Suns' march to the playoffs included a seven-game win streak. KJ had an impressive April, including a Suns record 25 assists in a win over San Antonio on April 6. The Suns beat Golden State 3-0 in the first round. In Game 3, Barkley scored 56 points, the third highest total ever in an NBA playoff game. After overcoming a 20-point fourth quarter deficit to take Game 1, the Suns again came from behind to win Game 2 of their second-round matchup against Houston. But, the eventual champion Rockets were too tough, and battled back to take the series 4-3.



**FRONT ROW:** Assistant Coach Scotty Robertson, Assistant Coach Lionel Hollins, Head Coach Paul Westphal, Duane Cooper, Frank Johnson, Charles Barkley, Danny Ainge, Kevin Johnson, Elliot Perry, Video Coach Garrick Barr, NBA Scout Todd Quinter, Senior Executive VP Cotton Fitzsimmons, Trainer Joe Proski.

**BACK ROW:** Strength Coach Robin Pound, Cedric Ceballos, A.C. Green, Jerrod Mustaf, Joe Kleine, Mark West, Malcolm Mackey, Oliver Miller, Dan Majerle, Assistant Trainer Aaron Nelson.

DATE	OPPONENT	ATTEND.	SCORE	REC.	W/L	DATE	OPPONENT	ATTEND.	SCORE	REC.	W/L
11/5	@LA LAKERS	17,505	108-116	0-1	L	2/1	LA CLIPPERS	19,023	108-106	29-13	W
11/7	SACRAMENTO	19,023	132-110	1-1	W	2/3	@PORTLAND	12,888	105-126	29-14	L
11/9	@LA CLIPPERS	12,112	114-99	2-1	W	2/6	CHICAGO	19,023	89-88	30-14	W
11/10	SAN ANTONIO	19,023	101-93	3-1	W	2/8	@LA LAKERS	12,100	104-107	30-15	L
11/13	@HOUSTON	16,611	95-99	3-2	L	2/9	MINNESOTA	19,023	111-106	31-15	W
11/16	@GOLDEN STATE	15,025	116-104	4-2	W	2/16	PORTLAND	19,023	126-100	32-15	W
11/19	PORTLAND	19,023	118-109	5-2	W	2/18	LA LAKERS	19,023	113-96	33-15	W
11/20	CLEVELAND	19,023	112-96	6-2	W	2/19	@HOUSTON	16,611	88-106	33-16	L
11/24	DENVER	19,023	130-97	7-2	W	2/21	SACRAMENTO	19,023	112-86	34-16	W
11/27	UTAH	19,023	120-98	8-2	W	2/24	@MINNESOTA	18,174	120-101	35-16	W
11/30	@CHICAGO	18,676	113-132	8-3	L	2/25	@UTAH	19,911	87-107	35-17	L
12/2	@DETROIT	21,454	102-101	9-3	W	2/27	NEW YORK	19,023	92-78	36-17	W
12/3	@NEW JERSEY	20,049	104-103	10-3	W	3/3	@GOLDEN STATE	15,025	107-120	36-18	L
12/5	@MILWAUKEE	18,255	117-98	11-3	W	3/4	MINNESOTA	19,023	106-101	37-18	W
12/9	WASHINGTON	19,023	114-95	12-3	W	3/6	UTAH	19,023	92-103	37-19	L
12/11	@DALLAS	17,502	114-103	13-3	W	3/8	@CHARLOTTE	23,698	89-97	37-20	L
12/13	MILWAUKEE	19,023	112-104	14-3	W	3/9	@WASHINGTON	18,223	142-106	38-20	W
12/15	GOLDEN STATE	19,023	110-104	15-3	W	3/11	@MIAMI	15,200	122-107	39-20	W
12/17	ORLANDO	19,023	101-104	15-4	L	3/13	@ORLANDO	15,291	100-93	40-20	W
12/18	LA CLIPPERS	19,023	116-109	16-4	W	3/15	@CLEVELAND	20,273	119-106	41-20	W
12/20	INDIANA	19,023	102-94	17-4	W	3/16	@INDIANA	16,587	98-109	41-21	L
12/21	@DENVER	17,171	95-121	17-5	L	3/18	DETROIT	19,023	113-114	41-22	L
12/23	@SEATTLE	14,813	87-86	18-5	W	3/19	NEW JERSEY	19,023	105-93	42-22	W
12/25	HOUSTON	19,023	111-91	19-5	W	3/22	MIAMI	19,023	124-118*	43-22	W
12/27	BOSTON	19,023	118-102	20-5	W	3/24	@SEATTLE	14,813	106-116	43-23	L
12/30	PHILADELPHIA	19,023	119-107	21-5	W	3/25	DALLAS	19,023	99-94	44-23	W
1/4	SEATTLE	19,023	106-112	21-6	L	3/27	HOUSTON	19,023	113-98	45-23	W
1/5	@UTAH	19,911	107-91	22-6	W	3/31	@LA CLIPPERS	16,005	117-102	46-23	W
1/7	@MINNESOTA	19,006	110-103	23-6	W	4/1	ATLANTA	19,023	93-87	47-23	W
1/9	GOLDEN STATE	19,023	122-107	24-6	W	4/3	DENVER	19,023	108-98	48-23	W
1/11	CHARLOTTE	19,023	93-95	24-7	L	4/5	@PORTLAND	12,888	113-135	48-24	L
1/13	@SAN ANTONIO	34,027	88-107	24-8	L	4/6	SAN ANTONIO	19,023	107-95	49-24	W
1/15	@SACRAMENTO	17,317	119-103	25-8	W	4/8	@SACRAMENTO	17,317	101-104	49-25	L
1/17	@GOLDEN STATE	15,025	99-104	25-9	L	4/10	@SEATTLE	14,813	108-111	49-26	L
1/18	DALLAS	19,023	113-103	26-9	W	4/12	@DENVER	17,171	107-102	50-26	W
1/20	@LA LAKERS	14,741	102-107	26-10	L	4/13	LA LAKERS	19,023	117-88	51-26	W
1/22	PORTLAND	19,023	118-117	27-10	W	4/16	@SAN ANTONIO	35,845	96-95	52-26	W
1/25	@NEW YORK	19,763	96-98	27-11	L	4/18	@DALLAS	13,931	106-97	53-26	W
1/26	@ATLANTA	14,689	107-116	27-12	L	4/19	SEATTLE	19,023	122-116	54-26	W
1/28	@PHILADELPHIA	18,168	108-103	28-12	W	4/22	LA CLIPPERS	19,023	127-121	55-26	W
1/30	@BOSTON	14,890	94-106	28-13	L	4/23	SACRAMENTO	19,023	101-100	56-26	W

\*Overtime

## 93-94 Final Statistics

PLAYER	G	GS	MIN	3 PT				FTM-FTA	PCT	OR-DR	REB	AST	PF-DQ	STL	TO	BLK	PTS-AVG
				FGM-FGA	PCT	FGM-FGA	PCT										
BARKLEY	65	65	2298	518-1046	.495	48-178	.270	318-452	.704	198-529	727	296	160-1	101	206	37	1402-21.6
K. JOHNSON	67	67	2449	477-980	.487	6-27	.222	380-464	.819	55-112	167	637	127-1	125	235	10	1340-20.0
CEBALLOS	53	43	1602	425-795	.535	0-9	.000	160-221	.724	153-191	344	91	124-0	59	93	23	1010-19.1
MAJERLE	80	76	3207	476-1138	.418	192-503	.382	176-238	.739	120-229	349	275	153-0	129	137	43	1320-16.5
GREEN	82	55	2825	465-926	.502	8-35	.229	266-362	.735	275-478	753	137	143-0	70	100	38	1204-14.7
MILLER	69	30	1786	277-455	.609	2-9	.222	80-137	.584	140-336	476	244	230-1	83	164	156	636-9.2
AINGE	68	1	1555	224-537	.417	80-244	.328	78-94	.830	28-103	131	180	140-0	57	81	8	606-8.9
WEST	82	50	1236	162-286	.566	0-0	—	58-116	.500	112-183	295	33	214-4	31	74	109	382-4.7
F. JOHNSON	70	5	875	134-299	.448	2-12	.167	54-69	.783	29-53	82	148	120-0	41	65	1	324-4.6
PERRY	27	9	432	42-113	.372	0-3	.000	21-28	.750	12-27	39	125	36-0	25	43	1	105-3.9
KLEINE	74	4	848	125-256	.488	5-11	.455	30-39	.769	50-143	193	45	118-1	14	35	19	285-3.9
COURTNEY	33	1	168	40-78	.513	0-0	—	23-32	.719	14-13	27	9	23-0	3	10	6	103-3.1
MUSTAF	33	2	196	30-84	.357	0-0	—	13-22	.591	20-35	55	8	29-0	4	10	5	73-2.2
COOPER	23	2	136	18-41	.439	1-7	.143	11-15	.733	2-7	9	28	12-0	3	20	0	48-2.1
KNIGHT	1	0	8	1-4	.250	0-0	—	0-0	—	0-0	0	1	0-0	0	0	1	2-2.0
MACKEY	22	0	69	14-37	.378	0-2	.000	4-8	.500	12-12	24	1	9-0	0	2	3	32-1.5
HENRY	4	0	15	1-5	.200	0-2	.000	2-4	.500	0-2	2	4	1-0	0	1	0	4-1.0
SUNS	82		19705	3429-7080	.484	344-1042	.330	1674-2301	.728	1220-2453	3673	2261	1639-8	745	1305	460	8876-108.2
OPPONENTS	82		19705	3379-7135	.474	283-863	.328	1438-1998	.720	1086-2247	3333	2154	1870-16	748	1254	437	8479-108.4

# Season Review 94-95

**RECORD****59-23**


A flurry of offseason activity brought free agents **Danny Manning** and **Wayman Tisdale** to a talent-laden roster as six current or former All-Stars suited up. While the team appeared ready to take their final step toward an NBA title, injuries plagued the club early and often. **Charles Barkley** strained an abdominal muscle during preseason and missed the first 11 games. **Kevin Johnson** sat out 35 games during the year with leg injuries. Most damaging was the season-ending knee injury Manning suffered February 6, after averaging 17.9 points and 6.0 rebounds in 46 games.

Rookie **Wesley Person**, **Elliot Perry** and **Dan Majerle** enabled the Suns to withstand the injury firestorm and hold the NBA's top mark (38-10) at the break. Person earned a place on the NBA's All-Rookie Second Team. Perry finished second in voting for the NBA's Most Improved Player award, while Majerle became the first reserve to be voted to start on an All-Star team.

Majerle, Barkley and the rest of the West team were coached to a win by Suns Head Coach **Paul Westphal** at the 45th annual All-Star Game at America West Arena.

The Suns won eight of their last nine games to capture their third Pacific Division title and earn the second seed in the playoffs.

The Suns swept Portland, 3-0, setting up a rematch with Houston. Gaining momentum in the second round, the Suns took a 3-1 lead in the best-of-seven-game series. But the defending champions refused to give up and battled back to win three-straight, including an overtime victory in Game 5 and a one-point win in Game 7, on their way to a second-straight NBA championship.



**FRONT ROW:** Assistant Coach Scotty Robertson, Assistant Coach Lionel Hollins, Head Coach Paul Westphal, Trevor Ruffin, Wesley Person, Charles Barkley, Danny Ainge, Kevin Johnson, Elliot Perry, Video Coach Garrick Barr, NBA Scout Todd Quinter, Trainer Joe Proski.

**BACK ROW:** Strength Coach Robin Pound, Aaron Swinson, A.C. Green, Wayman Tisdale, Joe Kleine, Dan Schayes, Danny Manning, Antonio Lang, Dan Majerle, Assistant Trainer Aaron Nelson, Equipment Manager Rich Howell.



DATE	OPPONENT	ATTEND.	SCORE	REC.	W/L	DATE	OPPONENT	ATTEND.	SCORE	REC.	W/L	
11/4	@SACRAMENTO	17,317	89-107	0-1	L	1/29	@NEW YORK	19,763	88-107	33-9	L	
11/6	MIAMI	19,023	119-107	1-1	W	1/30	@CLEVELAND	20,562	89-82	34-9	W	
11/9	ATLANTA	19,023	106-102	2-1	W	2/1	LA LAKERS	19,023	118-109	35-9	W	
11/11	SEA. @TACOMA	16,352	123-129	2-2	L	2/3	CHICAGO	19,023	110-100	36-9	W	
11/12	LAC @ ANAHEIM	18,018	108-101	3-2	W	2/5	HOUSTON	19,023	100-124	36-10	L	
11/15	@PORTLAND	12,888	96-93	4-2	W	2/7	@DALLAS	17,502	114-113	37-10	W	
11/16	MINNESOTA	19,023	105-90	5-2	W	2/8	@UTAH	19,911	108-104	38-10	W	
11/18	PORTLAND	19,023	124-111	6-2	W	45th All-Star Game @ America West Arena (Feb. 12)						
11/21	@UTAH	19,911	91-106	6-3	L	2/15	PORTLAND	19,023	120-113*	39-10	W	
11/23	LA CLIPPERS	19,023	140-109	7-3	W	2/17	GOLDEN STATE	19,023	128-139*	39-11	L	
11/26	SAN ANTONIO	19,023	111-108	8-3	W	2/19	UTAH	19,023	110-107	40-11	W	
11/27	NEW JERSEY	19,023	115-110	9-3	W	2/21	BOSTON	19,023	121-129	40-12	L	
11/29	@MILWAUKEE	14,564	123-106	10-3	W	2/22	@SAN ANTONIO	34,215	100-105	40-13	L	
11/30	@CHICAGO	22,414	105-118	10-4	L	2/24	LA CLIPPERS	19,023	118-106	41-13	W	
12/2	@BOSTON	14,890	107-102	11-4	W	2/26	CHARLOTTE	19,023	103-92	42-13	W	
12/3	@DETROIT	21,454	97-107	11-5	L	2/28	@LA CLIPPERS	13,137	99-110	42-14	L	
12/6	@WASHINGTON	POSTPONED-UNSAFE CONDITIONS (MADE UP 4/6)					3/1	@LA LAKERS	17,505	101-93	43-14	W
12/8	@NEW JERSEY	20,049	133-106	12-5	W	3/3	SEATTLE	19,023	122-118*	44-14	W	
12/10	@MINNESOTA	18,161	103-89	13-5	W	3/5	@GOLDEN STATE	15,025	122-112	45-14	W	
12/12	GOLDEN STATE	19,023	90-84	14-5	W	3/7	@HOUSTON	15,511	113-102	46-14	W	
12/14	SEATTLE	19,023	111-93	15-5	W	3/10	INDIANA	19,023	97-112	46-15	L	
12/16	NEW YORK	19,023	106-85	16-5	W	3/12	GOLDEN STATE	19,023	117-124*	46-16	L	
12/17	SACRAMENTO	19,023	109-98	17-5	W	3/14	DETROIT	19,023	116-109	47-16	W	
12/19	WASHINGTON	19,023	113-102	18-5	W	3/16	@CHARLOTTE	23,698	108-105	48-16	W	
12/22	@HOUSTON	16,611	106-114	18-6	L	3/18	@ATLANTA	16,378	117-122	48-17	L	
12/23	DENVER	19,023	126-110	19-6	W	3/19	@MIAMI	15,200	121-117*	49-17	W	
12/26	DALLAS	19,023	139-113	20-6	W	3/21	@ORLANDO	16,010	102-126	49-18	L	
12/27	@DALLAS	17,502	119-118	21-6	W	3/24	HOUSTON	19,023	97-99	49-19	L	
12/30	LA LAKERS	19,023	112-127	21-7	L	3/28	UTAH	19,023	102-111	49-20	L	
1/3	@SACRAMENTO	17,317	108-100	22-7	W	3/30	@SACRAMENTO	17,317	113-96	50-20	W	
1/4	PHILADELPHIA	19,023	127-122	23-7	W	3/31	MINNESOTA	19,023	106-96	51-20	W	
1/7	@DENVER	17,171	109-100	24-7	W	4/2	@SAN ANTONIO	35,888	106-109	51-21	L	
1/9	MILWAUKEE	19,023	119-102	25-7	W	4/4	@GOLDEN STATE	15,025	114-122	51-22	L	
1/11	@LA LAKERS	17,505	118-108	26-7	W	4/6	@WASHINGTON	18,756	127-123	52-22	W	
1/12	CLEVELAND	19,023	96-107	26-8	L	4/9	@PORTLAND	12,888	104-94	53-22	W	
1/14	@LA CLIPPERS	10,693	134-108	27-8	W	4/11	@SEATTLE	18,036	96-90	54-22	W	
1/17	DENVER	19,023	129-113	28-8	W	4/12	SAN ANTONIO	19,023	115-111	55-22	W	
1/19	@PORTLAND	12,888	122-115	29-8	W	4/14	@DENVER	17,171	87-102	55-23	L	
1/22	ORLANDO	19,023	111-110*	30-8	W	4/15	LA LAKERS	19,023	119-114	56-23	W	
1/24	@MINNESOTA	14,377	100-85	31-8	W	4/18	SACRAMENTO	19,023	111-101	57-23	W	
1/26	@INDIANA	16,698	92-86	32-8	W	4/21	DALLAS	19,023	110-99	58-23	W	
1/27	@PHILADELPHIA	18,168	108-107	33-8	W	4/23	SEATTLE	19,023	105-100	59-23	W	

\*Overtime

## 94-95 Final Statistics

PLAYER	3 PT																					
	G	GS	MIN	FGM-FGA	PCT	FGM-FGA	PCT	FTM-FTA	PCT	OR-DR	REB	AST	PF-DQ	STL	TO	BLK	PTS-AVG					
BARKLEY	68	66	2382	554-1141	.486	74-219	.338	379-507	.748	203-553	756	276	201-3	110	150	45	1561-23.0					
MANNING	46	19	1510	340-622	.547	6-21	.286	136-202	.673	97-179	276	154	176-1	41	121	57	822-17.9					
MAJERLE	82	46	3091	438-1031	.425	199-548	.363	206-282	.730	104-271	375	340	155-0	96	105	38	1281-15.6					
JOHNSON	47	35	1352	246-523	.470	4-26	.154	234-289	.810	32-83	115	360	88-0	47	105	18	730-15.5					
GREEN	82	52	2687	311-617	.504	43-127	.339	251-343	.732	194-475	669	127	146-0	55	114	31	916-11.2					
PERSON	78	56	1800	309-638	.484	116-266	.436	80-101	.792	67-134	201	105	149-0	48	79	24	814-10.4					
TISDALE	65	13	1276	278-574	.484	0-0	—	94-122	.770	83-164	247	45	190-3	29	64	27	650-10.0					
PERRY	82	51	1977	306-588	.520	25-60	.417	158-195	.810	51-100	151	394	142-0	156	163	4	795-9.7					
AINGE	74	1	1374	194-422	.460	78-214	.364	105-130	.808	25-84	109	210	155-1	46	79	7	571-7.7					
DUMAS	15	1	167	37-73	.507	0-1	.000	8-16	.500	18-11	29	7	22-0	10	9	2	82-5.5					
RUFFIN	49	1	319	84-197	.426	38-99	.384	27-38	.711	8-15	23	48	52-0	14	47	2	233-4.8					
SCHAYES	69	27	823	126-248	.508	1-1	1.00	50-69	.725	57-151	208	89	170-0	20	64	37	303-4.4					
KLEINE	75	42	968	119-265	.449	0-2	.000	42-49	.857	82-177	259	39	174-2	114	35	18	280-3.7					
SWINSON	9	0	51	10-18	.556	0-0	—	4-5	.800	3-5	8	3	8-0	1	5	0	24-2.7					
LANG	12	0	53	4-10	.400	0-0	—	3-4	.750	3-1	4	1	11-0	0	5	2	11-0.9					
SUNS	82		19830	3356-6967	.482	584-1584	.369	1777-2352	.756	1027-2403	3430	2198	1839-10	687	1167	312	9073-110.6					
OPPONENTS	82		19830	3320-6963	.477	525-1544	.340	1590-2138	.744	1038-2431	3469	2149	2026-22	658	1285	391	8755-106.8					

# Season Review 95-96

## RECORD

41-41

Several outstanding individual performances and historical milestones highlighted the season, most notably **Charles Barkley** becoming the 10th player in NBA history to reach the 20,000 point-10,000 rebound level (Feb. 19 vs. Vancouver).

The Suns failed to win 50 or more games for the first time since 1987-88 and endured 26 lineup changes and 296 games missed due to injury/illness.

At the start of training camp, the Suns acquired **John "Hot Rod" Williams** from Cleveland for **Dan Majerle**, **Antonio Lang** and a conditional first-round draft pick. On January 16, **Cotton Fitzsimmons** replaced **Paul Westphal** as head coach and guided the team to a 27-22 record in his third stint at the Suns helm.

**Danny Manning** missed the first 42 games recovering from a torn anterior cruciate ligament in his left knee, but played in 33 of the remaining 40 and averaged 13.4 points and 4.3 rebounds. Barkley averaged 23.2 points and 11.6 rebounds, his best averages since earning the league MVP award in 1993. He was also Player of the Month for February. **Kevin Johnson**, the NBA's Player of the Week (April 7), overcame early-season injuries that forced him to miss 26 games and averaged 18.7 points and 9.2 assists.

**Michael Finley**, who was named to the NBA All-Rookie First Team, became the first Suns rookie since **Walter Davis** to score 1,000 points. **A.C. Green** completed his ninth-straight season without missing a game and pushed his consecutive games played streak to 813, third in NBA history.

The Suns were the No. 7 seed in the West and were without Finley, who suffered a sprained left ankle in the final quarter of the season finale at Houston. For the first time since 1991, the Suns lost in the first round, as San Antonio scored a 3-1 series win.



**FRONT ROW:** Head Coach Cotton Fitzsimmons, Assistant Coach Donn Nelson, Assistant Coach Paul Silas, Terrence Rencher, Wesley Person, Charles Barkley, Michael Finley, Kevin Johnson, Elliot Perry, Equipment Manager Rich Howell, Assistant Trainer Aaron Nelson, Trainer Joe Proski.

**BACK ROW:** Strength Coach Robin Pound, Chris Carr, Wayman Tisdale, A.C. Green, Joe Kleine, John Coker, John Williams, Mario Bennett, Danny Manning, Video Coach Garrick Barr, NBA Scout Todd Quinter.

# ALL FOR ORANGE

DATE	OPPONENT	ATTEND.	SCORE	REC.	W/L	DATE	OPPONENT	ATTEND.	SCORE	REC.	W/L
11/3	@LA CLIPPERS	13,281	106-112	0-1	L	1/31	@ATLANTA	13,350	120-84	19-23	W
11/5	HOUSTON	19,023	104-106	0-2	L	2/2	@CLEVELAND	20,562	85-107	19-24	L
11/7	@NEW YORK	19,763	102-94	1-2	W	2/4	@WASHINGTON	18,756	123-115*	20-24	W
11/8	@BOSTON	17,848	109-113	1-3	L	2/6	CHICAGO	19,023	106-96	21-24	W
11/10	@TORONTO	25,207	112-108	2-3	W	2/8	NEW JERSEY	19,023	107-102	22-24	W
11/12	GOLDEN STATE	19,023	112-109	3-3	W	2/13	SEATTLE	19,023	98-102	22-25	L
11/15	DENVER	19,023	127-137***	3-4	L	2/15	@PORTLAND	21,118	96-84	23-25	W
11/17	@SACRAMENTO	17,317	96-105	3-5	L	2/16	@SEATTLE	17,072	99-117	23-26	L
11/18	PORTLAND	19,023	107-102	4-5	W	2/19	VANCOUVER	19,023	98-94*	24-26	W
11/22	ATLANTA	19,023	117-112	5-5	W	2/21	BOSTON	19,023	120-107	25-26	W
11/25	LA LAKERS	19,023	114-113	6-5	W	2/23	TORONTO	19,023	110-105	26-26	W
11/27	UTAH	19,023	105-114	6-6	L	2/25	NEW YORK	19,023	113-105	27-26	W
11/29	@LA LAKERS	13,484	96-107	6-7	L	2/26	@UTAH	19,911	87-110	27-27	L
12/1	MINNESOTA	19,023	111-105	7-7	W	2/28	@MINNESOTA	13,108	117-93	28-27	W
12/2	@SAN ANTONIO	27,566	93-101	7-8	L	3/1	DETROIT	19,023	97-102	28-28	L
12/5	VANCOUVER	19,023	112-108	8-8	W	3/3	@DALLAS	17,502	121-114	29-28	W
12/8	@DENVER	17,171	98-103	8-9	L	3/5	INDIANA	19,023	108-95	30-28	W
12/9	MIAMI	19,023	92-94	8-10	L	3/7	@DENVER	17,171	92-103	30-29	L
12/12	CHARLOTTE	19,023	100-115	8-11	L	3/8	LA LAKERS	19,023	97-119	30-30	L
12/16	@DALLAS	17,502	111-108*	9-11	W	3/10	@ORLANDO	17,248	106-122	30-31	L
12/19	@HOUSTON	16,285	96-103	9-12	L	3/12	@NEW JERSEY	19,074	98-88	31-31	W
12/20	WASHINGTON	19,023	106-104*	10-12	W	3/13	@DETROIT	17,443	115-118	31-32	L
12/22	@VANCOUVER	17,636	101-80	11-12	W	3/15	@PHILADELPHIA	16,514	128-102	32-32	W
12/25	SAN ANTONIO	19,023	100-105	11-13	L	3/17	@CHARLOTTE	24,042	102-103	32-33	L
12/27	PHILADELPHIA	19,023	105-90	12-13	W	3/21	GOLDEN STATE	19,023	104-96	33-33	W
12/29	DENVER	19,023	103-92	13-13	W	3/23	@GOLDEN STATE	15,025	89-98	33-34	L
12/30	SEATTLE	19,023	112-123*	13-14	L	3/24	LA CLIPPERS	19,023	103-92	34-34	W
1/4	MINNESOTA	19,023	93-98	13-15	L	3/26	SACRAMENTO	19,023	102-98	35-34	W
1/5	@LA CLIPPERS	8,626	88-94	13-16	L	3/29	MILWAUKEE	19,023	108-85	36-34	W
1/9	LA CLIPPERS	19,023	100-105	13-17	L	3/31	@SAN ANTONIO	32,272	83-97	36-35	L
1/11	@GOLDEN STATE	15,025	111-106	14-17	W	4/2	SAN ANTONIO	19,023	111-104	37-35	W
1/12	DALLAS	19,023	130-140*	14-18	L	4/4	UTAH	19,023	107-100	38-35	W
1/14	CLEVELAND	19,023	74-89	14-19	L	4/5	@SEATTLE	17,072	121-130**	38-36	L
1/17	ORLANDO	19,023	95-113	14-20	L	4/7	@VANCOUVER	19,193	112-92	39-36	W
1/19	@PORTLAND	21,401	84-101	14-21	L	4/9	PORTLAND	19,023	91-98	39-37	L
1/21	SACRAMENTO	19,023	111-97	15-21	W	4/10	@UTAH	19,911	79-103	39-38	L
1/23	@INDIANA	16,509	102-117	15-22	L	4/14	@LA LAKERS	17,503	114-118	39-39	L
1/24	@MINNESOTA	15,117	101-91	16-22	W	4/16	HOUSTON	19,023	111-100	40-39	W
1/26	@MILWAUKEE	18,633	107-97	17-22	W	4/17	@SACRAMENTO	17,317	102-103	40-40	L
1/28	@CHICAGO	23,927	82-93	17-23	L	4/19	DALLAS	19,023	123-103	41-40	W
1/30	@MIAMI	14,851	114-99	18-23	W	4/21	@HOUSTON	16,285	110-118	41-41	L

\*Overtime

## 95-96 Final Statistics

PLAYER	G	GS	MIN	3 PT			FTM-FTA	PCT	OR-DR	REB	AST	PF-DQ	STL	TO	BLK	PTS-AVG	
				FGM-FGA	PCT	FGM-FGA											
BARKLEY	77	71	2632	580-1160	.500	49-175	.280	440-566	.777	243-578	821	262	208-3	114	218	56	1649-23.2
JOHNSON	56	55	2007	342-674	.507	21-57	.368	342-398	.859	42-179	221	517	144-0	82	170	13	1047-18.7
FINLEY	82	72	3212	465-976	.476	61-186	.328	242-323	.749	139-235	374	289	199-1	85	133	31	1233-15.0
MANNING	33	4	816	178-388	.459	3-14	.214	82-109	.752	30-113	143	65	121-2	38	77	24	441-13.4
PERSON	82	47	2609	390-877	.445	117-313	.374	148-192	.771	56-265	321	138	148-0	55	89	22	1045-12.7
TISDALE	63	6	1152	279-564	.495	0-0	---	114-149	.765	55-159	214	58	188-2	15	63	36	672-10.7
PERRY	81	26	1668	261-549	.475	24-59	.407	151-194	.778	34-102	136	353	140-1	87	146	5	697-8.6
GREEN	82	36	2113	215-444	.484	14-52	.269	168-237	.709	166-388	554	72	141-1	45	79	23	612-7.5
WILLIAMS	62	58	1652	180-397	.453	0-1	.000	95-130	.731	129-243	372	62	170-2	46	62	90	455-7.3
SMITH	34	2	528	70-173	.405	25-77	.325	24-37	.649	24-32	56	86	60-1	21	40	5	189-5.6
BENNETT	19	14	230	29-64	.453	0-1	.000	27-42	.643	21-28	49	6	46-0	11	11	11	85-4.5
CARR	60	10	590	90-217	.415	11-42	.262	49-60	.817	27-75	102	43	77-1	10	40	5	240-4.0
RENCHER (TOT)	36	1	405	33-100	.330	9-29	.310	31-46	.674	9-35	44	54	37-0	16	43	2	106-2.9
RENCHER (PHX)	2	0	8	1-1	1.000	0-0	---	1-3	.333	0-2	2	0	1-0	0	2	1	3-1.5
KLEINE	56	9	663	71-169	.420	2-7	.286	20-25	.800	36-96	132	44	113-0	13	37	6	164-2.9
COKER	5	0	11	4-5	.800	0-0	---	0-0	---	2-0	2	1	1-0	0	1	8	1-6
RUSCONI	7	0	30	3-9	.333	0-0	---	2-5	.400	3-3	6	3	10-0	0	3	2	8-1.1
WOOD	4	0	34	1-6	.167	0-0	---	2-2	1.000	2-3	5	2	9-0	1	2	0	4-1.0
SUNS	82	19955	3159-6673	.473	327-984	.332	1907-2472	.771	1009-2501	3510	2001	1776-14	623	1207	331	8552-104.3	
OPPONENTS	82	19955	3217-6837	.471	551-1492	.369	1540-2083	.739	1003-2382	3385	2088	2011-28	586	1191	420	8525-104.0	

# Season Review 96-97

**RECORD****40-42**

In a season of growth and transition, Phoenix overcame a club-worst 0-13 start and qualified for the postseason. The Suns became the first team in NBA history to make the playoffs after losing its first 13 games.

The reshaping of the team began with the offseason trade of **Charles Barkley** to Houston in exchange for veterans **Chuckley Brown**, **Mark Bryant**, **Robert Horry** and **Sam Cassell** and the signing of free agent **Rex Chapman** and rookie **Steve Nash**. Then on December 26, 1996, the Suns acquired All-Star guard **Jason Kidd** from Dallas, along with **Tony Dumas** and **Loren Meyer**, for fan favorites **Michael Finley**, **A.C. Green** and Cassell. Less than a month after the Kidd trade, former Sun **Cedric Ceballos** was re-acquired in a deal that sent Horry and **Joe Kleine** to the Lakers.

Bolstered by the improved lineup and new Head Coach **Danny Ainge**, who took the reins from **Cotton Fitzsimmons** on November 15, 1996, the new-look Suns compiled a 19-6 mark over the final two months of the season and qualified for the playoffs. The "small ball" group of **Kevin Johnson**, Kidd, Chapman and **Wesley Person** carried the bulk of the scoring load down the stretch. Phoenix averaged a league-best 109.9 points in that time. The club's torrid second half included an 11-game winning streak from March 20 to April 10 that enabled Phoenix to become the first team in league history to own a double-digit losing streak and a double-digit winning streak in the same season.

While the Suns fell 3-2 to Seattle in the first round of the 1997 postseason, the series was memorable. Chapman's running, one-handed three-pointer with 1.7 seconds remaining in Game 4 sent the game into overtime. Chapman connected on an NBA-record nine three-pointers and had a playoff career-high 42 points in the Suns' Game 1 win at Seattle.

KJ became just the sixth player in league history to record 11,500 points, 6,000 assists, 2,000 rebounds and 1,000 steals for his career.



**FRONT ROW:** Trainer Joe Proski, Assistant Scout Jae Staats, Video Coach Garrick Barr, Assistant Coach Donn Nelson, Assistant Coach Paul Silas, Rex Chapman, Wesley Person, Jason Kidd, Kevin Johnson, Steve Nash, Assistant Coach Frank Johnson, Head Coach Danny Ainge, NBA Scout Todd Quinter, Assistant Trainer Aaron Nelson, Equipment Manager Rich Howell.

**BACK ROW:** Cedric Ceballos, Danny Manning, Horacio Llamas, Loren Meyer, John Williams, Mark Bryant, Wayman Tisdale, Ben Davis, Strength Coach Robin Pound.

DATE	OPPONENT	ATTEND.	SCORE	REC.	W/L	DATE	OPPONENT	ATTEND.	SCORE	REC.	W/L
11/1	@LA LAKERS	17,505	82-96	0-1	L	1/24	PORTLAND	19,023	105-115	15-27	L
11/2	HOUSTON	19,023	95-110	0-2	L	1/27	@MIAMI	14,809	97-125	15-28	L
11/5	MINNESOTA	19,023	95-98	0-3	L	1/29	@ORLANDO	17,248	105-112	15-29	L
11/7	SEATTLE	19,023	98-103	0-4	L	1/30	@NEW JERSEY	15,540	101-113	15-30	L
11/9	@PHILADELPHIA	17,006	95-112	0-5	L	2/1	@TORONTO	19,405	86-110	15-31	L
11/11	@CHICAGO	23,807	79-97	0-6	L	2/2	@DETROIT	21,454	106-97	16-31	W
11/12	@MILWAUKEE	13,565	89-99*	0-7	L	2/5	ATLANTA	19,023	99-81	17-31	W
11/14	@VANCOUVER	15,158	89-92	0-8	L	2/11	@PORTLAND	20,110	108-111	17-32	L
11/17	LA LAKERS	19,023	88-102	0-9	L	2/12	BOSTON	19,023	131-100	18-32	W
11/20	CHICAGO	19,023	99-113	0-10	L	2/14	LA CLIPPERS	19,023	110-93	19-32	W
11/21	@HOUSTON	16,285	105-115	0-11	L	2/16	@MINNESOTA	18,774	96-107	19-33	L
11/24	MIAMI	19,023	84-87	0-12	L	2/18	@NEW YORK	19,763	94-95	19-34	L
11/26	@DENVER	9,226	108-117	0-13	L	2/19	@CHARLOTTE	24,042	115-123	19-35	L
11/27	NEW JERSEY	19,023	99-77	1-13	W	2/21	CLEVELAND	19,023	94-88	20-35	W
11/29	@SEATTLE	17,072	92-105	1-14	L	2/23	DALLAS	19,023	86-88	20-36	L
12/4	GOLDEN STATE	19,023	118-87	2-14	W	2/26	PHILADELPHIA	19,023	111-104	21-36	W
12/6	@SACRAMENTO	17,317	101-95	3-14	W	3/2	@DALLAS	14,832	109-108*	22-36	W
12/8	INDIANA	19,023	106-93	4-14	W	3/5	PORTLAND	19,023	99-121	22-37	L
12/10	SAN ANTONIO	19,023	93-76	5-14	W	3/7	SACRAMENTO	19,023	104-87	23-37	W
12/12	@UTAH	19,911	95-87	6-14	W	3/9	ORLANDO	19,023	121-85	24-37	W
12/13	@MINNESOTA	17,097	105-108	6-15	L	3/11	TORONTO	19,023	101-105	24-38	L
12/15	VANCOUVER	19,023	103-84	7-15	W	3/13	@LA CLIPPERS	7,018	112-96	25-38	W
12/16	@LA CLIPPERS	12,049	121-122*	7-16	L	3/15	DALLAS	19,023	101-76	26-38	W
12/18	WASHINGTON	19,023	114-107	8-16	W	3/17	@GOLDEN STATE	17,029	116-95	27-38	W
12/21	@SAN ANTONIO	16,053	88-101	8-17	L	3/18	LA CLIPPERS	19,023	111-121	27-39	L
12/23	DENVER	19,023	109-112*	8-18	L	3/20	SAN ANTONIO	19,023	113-106	28-39	W
12/25	LA LAKERS	19,023	87-108	8-19	L	3/22	@HOUSTON	16,285	104-99	29-39	W
12/28	@VANCOUVER	16,757	103-98	9-19	W	3/25	MILWAUKEE	19,023	117-112	30-39	W
12/30	SACRAMENTO	19,023	100-88	10-19	W	3/26	@SEATTLE	17,017	109-107	31-39	W
1/2	@CLEVELAND	15,272	94-103	10-20	L	3/28	GOLDEN STATE	19,023	122-115*	32-39	W
1/3	@INDIANA	16,590	104-117	10-21	L	3/30	SEATTLE	19,023	107-106	33-39	W
1/5	@BOSTON	15,452	102-109	10-22	L	4/2	HOUSTON	19,023	109-106	34-39	W
1/7	@ATLANTA	8,317	103-105*	10-23	L	4/4	@DENVER	12,204	122-113	35-39	W
1/8	@WASHINGTON	14,911	113-115*	10-24	L	4/5	@PORTLAND	21,538	99-90	36-39	W
1/10	CHARLOTTE	19,023	102-90	11-24	W	4/8	MINNESOTA	19,023	115-107	37-39	W
1/13	@DALLAS	12,905	105-98	12-24	W	4/10	@SACRAMENTO	17,317	101-99	38-39	W
1/14	DENVER	19,023	110-101	13-24	W	4/11	@LA LAKERS	17,505	98-114	38-40	L
1/16	@UTAH	19,911	91-95	13-25	L	4/13	@GOLDEN STATE	14,944	105-97	39-40	W
1/18	NEW YORK	19,023	105-98	14-25	W	4/15	UTAH	19,023	122-127	39-41	L
1/20	DETROIT	19,023	89-86	15-25	W	4/18	@SAN ANTONIO	17,599	106-95	40-41	W
1/22	UTAH	19,023	99-111	15-26	L	4/19	VANCOUVER	19,023	107-121	40-42	L

\*Overtime

## 96-97 Final Statistics

PLAYER	G	GS	MIN	3 PT			FTM-FTA	PCT	OR-DR	REB	AST	PF-DQ	STL	TO	BLK	PTS-AVG	
				FGM-FGA	PCT	FGM-FGA											
JOHNSON	70	70	2658	441-890	.496	89-202	.441	439-515	.852	54-199	253	653	141-0	102	217	12	1410-20.1
CASELL	22	9	539	100-241	.415	19-62	.306	106-124	.855	12-38	50	99	66-4	23	60	6	325-14.8
CEBALLOS(PHX)	42	32	1147	248-534	.464	21-81	.259	126-171	.737	91-186	277	49	94-0	28	68	17	643-15.3
CHAPMAN	65	33	1833	332-749	.443	110-314	.350	124-149	.832	25-156	181	182	108-1	52	96	7	898-13.8
MANNING	77	17	2134	426-795	.536	7-36	.194	181-251	.721	137-332	469	173	268-7	81	161	74	1040-13.5
PERSON	80	42	2326	409-903	.453	171-414	.413	91-114	.798	68-224	292	123	102-0	86	76	20	1080-13.5
FINLEY	27	18	796	141-297	.475	14-55	.255	56-69	.812	34-86	120	68	42-0	18	44	4	352-13.0
KIDD(PHX)	33	23	1173	138-326	.423	40-100	.400	66-96	.688	34-125	159	296	72-0	79	76	12	382-11.6
BRYANT	41	18	1018	152-275	.553	0-0	—	76-108	.704	67-145	212	47	136-4	22	46	5	380-9.3
WILLIAMS	68	66	2137	204-416	.490	0-2	.000	133-198	.672	178-384	562	100	176-1	67	66	88	541-8.0
HORRY	32	15	719	82-195	.421	24-78	.308	32-50	.640	40-79	119	54	81-1	28	46	26	220-6.9
TISDALE	53	15	778	158-371	.426	0-0	—	30-48	.625	35-85	120	20	111-0	8	36	21	346-6.5
GREEN	27	19	548	61-128	.477	0-3	.000	31-48	.646	33-105	138	17	34-0	18	20	1	153-5.7
MEYER(PHX)	37	17	449	74-166	.446	3-5	.600	37-52	.712	39-57	96	12	73-2	5	35	12	188-5.4
DUMAS(PHX)	6	1	51	6-19	.316	1-4	.250	1-2	.500	0-2	2	3	9-0	0	1	1	14-2.3
C. BROWN	10	0	83	13-26	.500	0-0	—	8-11	.727	3-13	16	4	14-0	0	4	2	34-3.4
KLEINE	23	10	365	32-80	.400	1-1	1.000	13-18	.722	21-59	80	12	47-0	9	20	6	78-3.4
NASH	65	2	684	74-175	.423	23-55	.418	42-51	.824	16-47	63	138	92-1	20	63	0	213-3.3
R.ROBINSON(PHX)	12	0	87	16-34	.471	3-10	.300	1-4	.250	1-6	7	8	8-0	1	5	0	36-3.0
M. BROWN	6	1	83	5-12	.417	0-0	—	6-10	.600	9-16	25	5	9-0	1	2	1	16-2.7
BONEY	8	0	48	6-19	.316	1-6	.167	6-8	.750	3-3	6	0	3-0	2	1	1	19-2.4
LLAMAS	20	2	101	15-28	.536	0-0	—	4-8	.500	4-14	18	4	25-0	10	11	5	34-1.7
DAVIS	20	0	98	10-26	.385	0-0	—	9-20	.450	12-15	27	0	16-0	4	3	1	29-1.5
SUNS	82		19855	3143-6705	.469	527-1428	.369	1618-2125	.761	916-2376	3292	2067	1727-21	664	1180	322	8431-102.8
OPPONENTS	82		19855	3183-6818	.467	545-1479	.368	1466-1984	.739	1048-2461	3509	1996	1840-20	662	1298	372	8377-102.2

# Season Review 97-98

**RECORD****56-26**

The 1997-98 season was poised as a rebuilding season, but far exceeded expectations. The club convinced **Kevin Johnson** to put off his retirement and play his 11th NBA season, signed free agents **Clifford Robinson** and **George McCloud** and acquired **Antonio McDyess** from Denver for **Wesley Person**, **Tony Dumas** and four draft picks in a three-team trade.

The Suns' 17-9 record at the end of December was their best start since the 1994-95 season when they ended the season with the second-best record in the league. However, an injury to **Danny Manning** (torn ACL on April 7) changed the complexion of the team for the rest of the season and into the playoffs, but the Suns were able to finish strong by winning 11 of their last 12 games.


The club put together a 10-game winning streak, including wins over Seattle, Portland, L.A. Lakers and Houston, from March 25 to April 17 and the Suns were a perfect 6-0 on the road in April.

Phoenix recorded 10 of the 15 top defensive performances in team history. Suns opponents were limited to 80 points or less 14 times, and the Suns were 45-9 when holding their opponents to below 100 points.

Manning earned the NBA's Sixth Man Award, becoming only the second player in franchise history, and the first in nine years, to be so honored. **Jason Kidd** was named to the West All-Star team, his second appearance, and the Suns' first since 1996.

The Suns faced San Antonio in the first round of playoffs with a homecourt advantage. The Spurs won the first game but the Suns came back and won the second game to even the series. San Antonio won both games at the Alamodome by an average of 15.5 points to win the series, 3-1.

Johnson moved past Nate "Tiny" Archibald into 10th place on the all-time NBA career assist list, and on March 29 he scored his 13,000th career point.



**FRONT ROW:** Assistant Coach Roger Reid, Assistant Coach Scott Skiles, Rex Chapman, Kevin Johnson, Jason Kidd, Steve Nash, George McCloud, Head Coach Danny Ainge, Assistant Coach Frank Johnson, Trainer Joe Proski.  
**BACK ROW:** Dennis Scott, Danny Manning, Horacio Llamas, Loren Meyer, John "Hot Rod" Williams, Clifford Robinson, Antonio McDyess, Mark Bryant, Marko Milic.



DATE	OPPONENT	ATTEND.	SCORE	REC.	W/L	DATE	OPPONENT	ATTEND.	SCORE	REC.	W/L
10/31	LA CLIPPERS	19,023	110-100	1-0	W	1/30	@MIAMI	15,200	74-71	28-14	W
11/4	UTAH	19,023	106-84	2-0	W	1/31	@ORLANDO	17,248	96-94	29-14	W
11/6	NEW YORK	19,023	75-105	2-1	L	2/2	@PHILADELPHIA	12,787	106-97	30-14	W
11/8	@LA CLIPPERS	12,096	123-105	3-1	W	2/3	@TORONTO	14,344	110-105	31-14	W
11/12	MILWAUKEE	19,023	103-95	4-1	W	2/5	@NEW JERSEY	17,085	94-106	31-15	L
11/14	@PORTLAND	21,057	140-139****	5-1	W	2/10	SACRAMENTO	19,023	88-86	32-15	W
11/16	HOUSTON	19,023	96-94	6-1	W	2/12	PORTLAND	19,023	110-115	32-16	L
11/18	MINNESOTA	19,023	90-108	6-2	L	2/14	@SAN ANTONIO	20,557	94-81	33-16	W
11/20	CHICAGO	19,023	89-85	7-2	W	2/17	@DALLAS	11,471	95-77	34-16	W
11/26	NEW JERSEY	19,023	111-99	8-2	W	2/18	LA LAKERS	19,023	110-103	35-16	W
11/28	@BOSTON	18,624	112-108*	9-2	W	2/20	CHARLOTTE	19,023	115-99	36-16	W
11/29	@NEW YORK	19,763	80-102	9-3	L	2/22	SAN ANTONIO	19,023	97-79	37-16	W
12/2	@MILWAUKEE	13,131	90-86	10-3	W	2/24	PHILADELPHIA	19,023	84-85	37-17	L
12/3	@DETROIT	15,548	103-108*	10-4	L	2/26	@UTAH	19,911	97-108	37-18	L
12/5	TORONTO	19,023	110-91	11-4	W	2/27	@LA CLIPPERS	9,759	104-99	38-18	W
12/7	INDIANA	19,023	97-99	11-5	L	3/1	@SEATTLE	17,072	87-89	38-19	L
12/9	VANCOUVER	19,023	107-85	12-5	W	3/3	@PORTLAND	21,538	93-98	38-20	L
12/11	ATLANTA	19,023	94-78	13-5	W	3/5	DETROIT	19,023	102-93	39-20	W
12/13	@MINNESOTA	18,899	101-112	13-6	L	3/7	HOUSTON	19,023	89-108	39-21	L
12/15	@CHICAGO	23,888	104-111	13-7	L	3/9	LA CLIPPERS	19,023	134-105	40-21	W
12/16	@CLEVELAND	13,511	90-103	13-8	L	3/10	@DENVER	12,010	100-76	41-21	W
12/18	@DALLAS	11,427	89-75	14-8	W	3/13	GOLDEN STATE	19,023	101-77	42-21	W
12/20	@DENVER	12,120	102-81	15-8	W	3/15	DALLAS	19,023	100-90	43-21	W
12/22	GOLDEN STATE	19,023	91-76	16-8	W	3/17	SACRAMENTO	19,023	107-80	44-21	W
12/26	@VANCOUVER	17,023	118-100	17-8	W	3/18	@LA LAKERS	17,505	93-99	44-22	L
12/28	SEATTLE	19,023	97-106	17-9	L	3/21	SEATTLE	19,023	109-102	45-22	W
12/30	BOSTON	19,023	100-90	18-9	W	3/22	@SAN ANTONIO	27,646	83-93	45-23	L
1/2	DALLAS	19,023	92-85	19-9	W	3/24	@UTAH	19,911	73-92	45-24	L
1/4	@WASHINGTON	20,674	99-109	19-10	L	3/25	MINNESOTA	19,023	97-99	45-25	L
1/6	@INDIANA	15,321	81-80	20-10	W	3/27	WASHINGTON	19,023	89-85	46-25	W
1/7	@MINNESOTA	16,771	92-77	21-10	W	3/29	VANCOUVER	19,023	106-98	47-25	W
1/9	SAN ANTONIO	19,023	100-79	22-10	W	3/31	@HOUSTON	16,285	97-86	48-25	W
1/12	@SACRAMENTO	14,458	90-96	22-11	L	4/4	PORTLAND	19,023	90-83	49-25	W
1/13	CLEVELAND	19,023	84-102	22-12	L	4/6	@SEATTLE	17,072	102-92	50-25	W
1/16	ORLANDO	19,023	111-86	23-12	W	4/7	@SACRAMENTO	13,950	103-97	51-25	W
1/18	MIAMI	19,023	96-87	24-12	W	4/10	@LA LAKERS	17,505	114-105	52-25	W
1/20	@GOLDEN STATE	13,048	87-69	25-12	W	4/12	@VANCOUVER	16,266	129-106	53-25	W
1/21	LA LAKERS	19,023	109-119	25-13	L	4/13	@GOLDEN STATE	12,247	105-97	54-25	W
1/23	DENVER	19,023	93-77	26-13	W	4/15	DENVER	19,023	96-89	55-25	W
1/26	@ATLANTA	13,539	96-91	27-13	W	4/17	UTAH	19,023	99-102	55-26	L
1/27	@CHARLOTTE	22,760	113-120*	27-14	L	4/19	@HOUSTON	16,285	123-93	56-26	W

\*Overtime \*\*\*\*Quadruple Overtime

## 97-98 Final Statistics

PLAYER	3 PT																	
	G	GS	MIN	FGM-FGA	PCT	FGM-FGA	PCT	FTM-FTA	PCT	OR-DR	REB	AST	PF-DQ	STL	TO	BLK	PTS-AVG	
CHAPMAN	68	67	2263	408-956	.427	120-311	.386	146-187	.781	30-143	173	203	102-0	71	116	14	1082-15.9	
MCDYESS	81	81	2441	497-927	.536	0-2	.000	231-329	.702	206-407	613	106	292-6	100	142	135	1225-15.1	
ROBINSON	80	64	2359	429-895	.479	27-84	.321	248-360	.689	152-258	410	170	249-5	92	140	90	1133-14.2	
MANNING	70	11	1794	390-756	.516	0-7	.000	167-226	.739	110-282	392	139	201-2	71	100	46	947-13.5	
KIDD	82	82	3118	357-859	.416	73-233	.313	167-209	.799	108-402	510	745	142-0	162	261	26	954-11.6	
JOHNSON	50	12	1290	155-347	.447	4-26	.154	162-187	.871	35-129	164	245	57-0	27	101	8	476-9.5	
CEBALLOS	35	16	626	129-258	.500	15-50	.300	60-84	.714	51-98	149	35	59-0	22	39	8	333-9.5	
NASH	76	9	1664	268-584	.459	81-195	.415	74-86	.860	32-128	160	262	145-1	63	98	4	691-9.1	
MCCLOUD	63	13	1213	173-427	.405	71-208	.341	39-51	.765	45-173	28	84	132-1	54	63	13	456-7.2	
SCOTT (PHX)	29	3	493	71-162	.438	31-69	.449	8-12	.667	8-42	50	24	31-0	10	12	7	181-6.2	
BRYANT	70	22	1110	109-225	.484	0-1	.000	73-95	.768	92-152	244	46	180-3	36	58	15	291-4.2	
WILLIAMS	71	30	1333	95-202	.470	0-0	.000	65-93	.699	107-205	312	49	138-2	33	29	60	255-3.6	
LLAMAS	8	0	42	8-21	.381	1-3	.333	7-10	.700	4-14	18	1	14-0	1	9	3	24-3.0	
MILIC	33	0	163	39-64	.609	3-6	.500	11-17	.647	10-15	25	12	17-0	10	21	0	92-2.8	
THOMPSON	13	0	46	10-27	.370	5-16	.313	1-3	.333	1-4	5	3	6-0	4	5	0	26-2.0	
SUNS	82		19955	3138-6710	.468	431-1211	.356	1459-1948	.749	991-2452	3443	2124	1765-20	756	1236	429	8166-99.6	
OPPONENTS	82		19955	2923-6618	.442	394-1091	.361	1501-2051	.732	1051-2343	3394	1803	1769-17	720	1363	323	7741-94.4	

# Season Review 98-99

## RECORD

27-23

A season that began late and was shortened due to labor strife finished with the Suns earning an 11th-straight berth in the NBA Playoffs. The NBA suffered through a lockout from June 30 through January 21, and as a result the season was reduced to 50 regular season games. After the lockout, the club added All-Star **Tom Gugliotta** and three-time NBA titlist **Luc Longley** while re-signing free agents **Rex Chapman**, **Clifford Robinson** and **George McCloud**.

The top individual performance was turned in by **Jason Kidd**, who gained All-NBA First Team and All-Defensive First Team honors at season's end. He became the first Suns player to lead the league in assists (10.8 apg) and also topped all NBA guards with 6.8 rebounds. Kidd posted seven triple-doubles, with the rest of the NBA combining for 11.

For the second-straight season, the Suns led the league in assists with 25.0 per game, backed by Kidd's league-best average. Phoenix also placed second with a .372 three-point field goal percentage, as Robinson finished eighth with a career-best .417 and McCloud was ninth at .416.

A playoff berth was in jeopardy as Phoenix owned a 15-18 mark in early April. However, the Suns won their final eight home games and finished the season with a 12-5 mark to tie for third in the Pacific Division. The eight-straight home wins were the most since 1994-95 when the team won its first 13 home games of the season.

Phoenix faced Pacific Division champion Portland in the opening round of the playoffs and dropped the series, 3-0, as all three games were decided late in the fourth quarter.

Head Coach **Danny Ainge** became the second fastest Suns coach to reach 100 wins, as the team won at Denver on February 15 to give Ainge his 100th win in 162 games.



**FRONT ROW:** Assistant Coach Roger Reid, Assistant Coach Scott Skiles, Rex Chapman, Jason Kidd, Gerald Brown, Marko Milic, Head Coach Danny Ainge, Assistant Coach Frank Johnson, Trainer Joe Proski.

**BACK ROW:** Toby Bailey, Chris Morris, Tom Gugliotta, Danny Manning, Luc Longley, Joe Kleine, Clifford Robinson, Pat Garrity, George McCloud.

DATE	OPPONENT	ATTEND.	SCORE	REC.	W/L	DATE	OPPONENT	ATTEND.	SCORE	REC.	W/L
2/5	@ LA CLIPPERS	7,589	101-92	1-0	W	3/22	VANCOUVER	18,855	89-84	13-13	W
2/7	DENVER	19,023	115-108	2-0	W	3/24	@LA LAKERS	17,505	106-101	14-13	W
2/9	SACRAMENTO	18,217	95-112	2-1	L	3/25	@PORTLAND	20,328	84-97	14-14	L
2/11	UTAH	19,023	74-82	2-2	L	3/26	NEW YORK	19,023	87-94	14-15	L
2/13	LA CLIPPERS	19,023	107-104*	3-2	W	3/28	PORTLAND	19,023	86-88	14-16	L
2/15	@DENVER	10,415	115-106	4-2	W	3/31	GOLDEN STATE	18,674	93-78	15-16	W
2/16	@HOUSTON	16,285	92-109	4-3	L	4/2	LA LAKERS	19,023	90-91	15-17	L
2/17	@SAN ANTONIO	16,419	79-76	5-3	W	4/3	@PORTLAND	20,056	93-98	15-18	L
2/19	DETROIT	19,023	93-101	5-4	L	4/6	@LA CLIPPERS	6,450	88-83	16-18	W
2/22	DALLAS	18,596	101-83	6-4	W	4/7	MINNESOTA	19,023	90-92	17-18	W
2/25	@VANCOUVER	13,494	94-86	7-4	W	4/9	@UTAH	19,911	92-83	17-19	L
2/26	@GOLDEN STATE	15,807	90-94	7-5	L	4/10	SAN ANTONIO	19,023	110-84	18-19	W
2/28	GOLDEN STATE	18,587	102-89	8-5	W	4/12	@SAN ANTONIO	14,352	77-94	18-20	L
3/1	LA LAKERS	19,023	91-97	8-6	L	4/14	@SEATTLE	17,072	101-94	19-20	W
3/3	@LA LAKERS	17,505	95-101	8-7	L	4/16	DALLAS	18,623	92-85	20-20	W
3/4	@SEATTLE	17,072	110-93	9-7	W	4/18	SEATTLE	19,023	99-93	21-20	W
3/6	SACRAMENTO	19,023	99-111	9-8	L	4/20	@DALLAS	18,121	100-104	21-21	L
3/9	@DALLAS	12,714	103-91	10-8	W	4/21	UTAH	19,023	91-82	22-21	W
3/10	CLEVELAND	18,567	73-86	10-9	L	4/25	HOUSTON	19,023	95-71	23-21	W
3/12	SAN ANTONIO	19,023	97-99	10-10	L	4/26	@UTAH	19,911	99-85	24-21	W
3/14	HOUSTON	19,023	104-90	11-10	W	4/28	@MINNESOTA	16,771	92-97	24-22	L
3/16	@MILWAUKEE	13,316	110-92	12-10	W	4/29	@DENVER	13,129	98-87	25-22	W
3/17	@CHARLOTTE	17,837	111-119	12-11	L	5/1	VANCOUVER	19,023	107-77	26-22	W
3/19	@ATLANTA	17,190	85-93	12-12	L	5/2	@SACRAMENTO	17,317	100-111	26-23	L
3/20	@HOUSTON	16,285	93-103*	12-13	L	5/5	MINNESOTA	18,733	100-96	27-23	W

\*Overtime

## 98-99 Final Statistics

PLAYER	3 PT										REBOUNDS									
	G	GS	MIN	FGM-FGA	PCT	FGM-FGA	PCT	FTM-FTA	PCT	OR-DR	TOT	AST	PF-DQ	STL	TO	BLK	PTS-AVG			
GUGLIOTTA	43	43	1563	277-573	.483	2-7	.286	173-218	.794	131-250	381	121	110-0	59	88	21	729-17.0			
KIDD	50	50	2060	310-698	.444	45-123	.366	181-239	.757	87-252	339	539	108-1	114	150	19	846-16.9			
ROBINSON	50	35	1740	299-629	.475	58-139	.417	163-234	.697	69-158	227	128	154-2	75	88	59	819-16.4			
CHAPMAN	38	35	1183	165-459	.359	53-151	.351	76-91	.835	12-92	104	109	46-0	34	54	9	459-12.1			
LIVINGSTON	1	0	22	5-8	.625	0-0	—	2-2	1.000	0-2	2	3	1-0	2	1	0	12-12.0			
MANNING	50	5	1184	187-386	.484	1-9	.111	78-112	.696	62-157	219	113	129-1	36	69	38	453-9.1			
MCCLOUD	48	16	1245	142-324	.438	69-166	.416	75-87	.862	34-128	162	79	127-0	45	49	14	428-8.9			
LONGLEY	39	39	933	140-290	.483	0-0	—	59-76	.776	59-162	221	45	119-0	23	53	21	339-8.7			
GARRITY	39	9	538	85-170	.500	7-18	.389	40-56	.714	26-49	75	18	62-0	8	20	3	217-5.6			
MORRIS	44	2	535	64-149	.430	16-56	.286	40-46	.870	54-67	121	23	54-0	16	21	11	184-4.2			
RESPERT	12	1	99	13-36	.361	4-13	.308	7-10	.700	2-11	13	8	10-0	5	5	0	37-3.1			
BAILEY	27	10	249	34-86	.395	1-5	.200	9-13	.692	24-30	54	13	24-0	9	11	2	78-2.9			
SIMS	4	0	25	4-10	.400	1-1	1.000	2-5	.400	3-1	4	5	2-0	2	6	0	11-2.8			
BROWN	33	0	236	33-89	.371	3-10	.300	11-14	.786	5-17	22	31	21-0	5	22	1	80-2.4			
KLEINE	31	5	374	30-74	.405	0-2	.000	8-12	.667	27-40	67	12	46-0	8	10	1	68-2.2			
OLIVER	2	0	11	1-3	.333	1-1	1.000	0-0	—	0-0	0	0	2-0	0	0	0	3-1.5			
MILIC	11	0	53	8-20	.400	0-1	.000	0-0	—	3-2	5	2	7-0	3	6	1	16-1.5			
SUNS	50		12050	1797-4004	.449	261-702	.372	924-1215	.760	598-1418	2016	1249	1022-4	444	681	200	4779-95.6			
OPPONENTS	50		12050	1772-3936	.450	272-755	.360	850-1224	.694	614-1506	2120	1064	1065-8	410	812	205	4666-93.3			

# Season Review 99-00

**RECORD****53-29**

In a season that was anything but scripted, the Suns recorded 50 or more wins for the ninth time in 12 seasons and advanced to the Western Conference Semifinals for the first time since 1995.

Phoenix opened the playoffs with a 3-1 series win over defending champion San Antonio before falling to the eventual champion Lakers 4-1 in the second-round.

Defensively the Suns had their top season ever, limiting opponents to 93.7 points and .424 shooting from the field. **Jason Kidd** and **Clifford Robinson** were each named NBA All-Defensive Second Team and Kidd finished tied for fifth in the NBA with 2.0 steals.

Kidd was named All-NBA First Team for the second-straight season and led all Western Conference guards in All-Star voting. **Rodney Rogers** won the NBA Sixth Man of the Year Award with the second-highest percentage of the vote in history (86.0%) and **Shawn Marion** earned NBA All-Rookie Second Team honors.

The season was one of challenges as the Suns lost a total of 269 games due to injury, with **Anfernee Hardaway** (right foot, 21 games) and Marion (left knee, 31 games) missing most of two months. On December 13 with the club 13-7, Head Coach **Danny Ainge** unexpectedly stepped down and lead assistant **Scott Skiles** was promoted to the top spot. Days later without three starters, the Suns pulled out a 110-102 win at Portland behind **Tom Gugliotta's** 17 points and 14 rebounds. Within an hour of the win, he suffered a seizure on the team bus and missed seven games. Back to form and playing perhaps his best ball of the season, he went down on March 10 with a season-ending left knee injury.

Robinson moved into the starting lineup in December due to the injuries and supplied the missing offense. He finished the season with a team-best 18.5 points that included an America West Arena record and career-high 50 points on January 16 in a 113-100 win.

With the return of Hardaway and Marion the club started to gel, going 10-3 in February and 12-4 in March (13-1 at home during that time). Too good to be true, Kidd went down March 22 with a fractured left ankle that left him sidelined until Game 4 of the opening round of the playoffs. Suns great **Kevin Johnson** came out of retirement on March 25 to replace Kidd on the active roster.



**FRONT ROW:** Trainer Joe Proski, Assistant Coach Phil Weber, Assistant Coach Frank Johnson, Rex Chapman, Jason Kidd, Randy Livingston, Toby Bailey, Head Coach Scott Skiles, Assistant Coach John MacLeod, Video Coordinator Garrick Barr, Assistant Trainer Aaron Nelson.

**BACK ROW:** Equipment Manager Rich Howell, Shawn Marion, Corie Blount, Tom Gugliotta, Mark West, Luc Longley, Clifford Robinson, Rodney Rogers, Anfernee Hardaway, Todd Day, Strength Coach Robin Pound.

DATE	OPPONENT	ATTEND.	SCORE	REC.	W/L	DATE	OPPONENT	ATTEND.	SCORE	REC.	W/L
11/2	@DENVER	19,099	102-107*	0-1	L	1/29	@CHARLOTTE	19,366	79-100	24-18	L
11/4	PHILADELPHIA	19,023	84-80	1-1	W	1/31	@ORLANDO	13,677	117-113	25-18	W
11/7	SAN ANTONIO	19,023	77-74	2-1	W	2/2	LA CLIPPERS	18,421	114-68	26-18	W
11/9	@CHICAGO	22,026	103-80	3-1	W	2/4	@SEATTLE	15,739	86-94	26-19	L
11/10	@NEW JERSEY	11,652	104-89	4-1	W	2/6	SEATTLE	19,023	105-93	27-19	W
11/12	@MILWAUKEE	16,137	92-107	4-2	L	2/8	VANCOUVER	18,385	94-76	28-19	W
11/13	@MINNESOTA	20,003	100-110	4-3	L	2/10	MINNESOTA	19,023	101-85	29-19	W
11/15	LA LAKERS	19,023	82-91	4-4	L	2/15	@SACRAMENTO	17,317	117-108	30-19	W
11/17	CHICAGO	18,480	105-81	5-4	W	2/18	ATLANTA	19,023	85-73	31-19	W
11/19	NEW YORK	19,023	96-81	6-4	W	2/21	@SAN ANTONIO	17,049	98-89	32-19	W
11/21	SEATTLE	18,663	99-86	7-4	W	2/22	DENVER	19,023	86-67	33-19	W
11/23	TORONTO	18,718	94-93	8-4	W	2/24	@WASHINGTON	15,191	92-83	34-19	W
11/27	NEW JERSEY	19,023	129-90	9-4	W	2/25	@NEW YORK	19,763	79-84	34-20	L
11/30	@LA CLIPPERS	10,233	94-80	10-4	W	2/27	@TORONTO	19,800	102-103	34-21	L
12/1	HOUSTON	18,630	128-122**	11-4	W	2/29	@CLEVELAND	13,044	100-93	35-21	W
12/4	@HOUSTON	16,285	95-105	11-5	L	3/2	INDIANA	19,023	118-87	36-21	W
12/5	PORTLAND	19,023	90-92	11-6	L	3/4	DALLAS	19,023	110-96	37-21	W
12/7	ORLANDO	18,249	110-107	12-6	W	3/6	MIAMI	19,023	100-92	38-21	W
12/9	WASHINGTON	18,053	99-85	13-6	W	3/7	@HOUSTON	14,749	108-101	39-21	W
12/11	@DALLAS	14,444	115-120	13-7	L	3/10	UTAH	19,023	96-99	39-22	L
12/14	DETROIT	18,575	114-104	14-7	W	3/11	@DALLAS	18,187	99-104	39-23	L
12/17	@PORTLAND	20,584	110-102	15-7	W	3/14	MINNESOTA	19,023	107-100	40-23	W
12/18	SACRAMENTO	19,023	119-103	16-7	W	3/17	@VANCOUVER	14,255	101-86	41-23	W
12/20	MILWAUKEE	18,656	108-101	17-7	W	3/19	@GOLDEN STATE	12,837	99-82	42-23	W
12/21	@SAN ANTONIO	23,480	90-91*	17-8	L	3/20	BOSTON	19,023	110-106	43-23	W
12/23	DALLAS	19,023	110-117	17-9	L	3/22	SACRAMENTO	19,023	114-93	44-23	W
12/26	GOLDEN STATE	19,023	108-88	18-9	W	3/24	@LA LAKERS	18,997	101-109	44-24	L
12/27	@UTAH	19,911	91-92	18-10	L	3/26	GOLDEN STATE	19,023	90-82	45-24	W
12/29	@LA LAKERS	18,997	87-103	18-11	L	3/28	@MIAMI	15,923	78-81	45-25	L
1/4	CHARLOTTE	18,640	86-80	19-11	W	3/30	@ATLANTA	11,870	118-74	46-25	W
1/7	SAN ANTONIO	19,023	83-102	19-12	L	3/31	@DETROIT	22,076	98-97	47-25	W
1/8	@PORTLAND	20,584	91-96	19-13	L	4/2	@MINNESOTA	19,006	87-86	48-25	W
1/11	@SEATTLE	13,912	88-101	19-14	L	4/4	LA LAKERS	19,023	83-84	48-26	L
1/12	@VANCOUVER	14,404	95-92	20-14	W	4/6	@UTAH	19,911	85-105	48-27	L
1/14	PORTLAND	19,023	83-105	20-15	L	4/9	@SACRAMENTO	17,317	102-97	49-27	W
1/16	DENVER	19,023	113-100	21-15	W	4/11	@LA CLIPPERS	14,724	95-88	50-27	W
1/21	@DENVER	18,221	101-99	22-15	W	4/12	VANCOUVER	18,463	122-116*	51-27	W
1/22	CLEVELAND	19,023	101-88	23-15	W	4/14	LA CLIPPERS	18,538	112-88	52-27	W
1/25	@INDIANA	18,345	87-93	23-16	L	4/16	UTAH	19,023	82-96	52-28	L
1/26	@PHILADELPHIA	19,450	93-87	24-16	W	4/18	HOUSTON	19,023	98-107	52-29	L
1/28	@BOSTON	18,624	88-91	24-17	L	4/19	@GOLDEN STATE	14,212	99-88	53-29	W

\*Overtime

## 99-00 Final Statistics

PLAYER	G	GS	MIN	3 PT			FTM-FTA	PCT	OR-DR	REB	AST	PF-DQ	STL	TO	BLK	PTS-AVG	
				FGM-FGA	PCT	FGM-FGA											
ROBINSON	80	67	2839	530-1142	.464	120-324	.370	298-381	.782	105-254	359	224	239-3	90	166	61	1478-18.5
HARDAWAY	60	60	2253	378-798	.474	33-102	.324	226-286	.790	91-256	347	315	164-1	94	153	38	1015-16.9
KIDD	67	67	2616	350-855	.409	56-166	.337	203-245	.829	96-387	483	678	148-2	134	226	28	959-14.3
ROGERS	82	7	2286	428-881	.486	115-262	.439	159-249	.639	138-309	447	170	290-5	94	163	47	1130-13.8
GUGLIOTTA	54	54	1767	310-645	.481	1-8	.125	117-151	.775	141-284	425	124	152-2	80	106	31	738-13.7
MARION	51	38	1260	222-471	.471	4-22	.182	72-85	.847	105-227	332	69	113-0	38	51	53	520-10.2
DAY	58	1	941	130-330	.394	64-165	.388	72-108	.667	31-98	129	65	127-1	44	50	22	396-6.8
JOHNSON	6	0	113	16-28	.571	1-1	1.000	7-7	1.000	0-16	16	24	6-0	2	7	0	40-6.7
CHAPMAN	53	19	957	124-320	.388	41-123	.333	59-78	.756	10-70	80	62	70-0	22	38	1	348-6.6
MILLER	51	9	1088	137-233	.588	0-0	—	49-73	.671	87-174	261	68	132-1	42	74	80	323-6.3
LONGLEY	72	68	1417	186-399	.466	0-0	—	80-97	.825	100-223	323	77	221-1	22	136	42	452-6.3
LIVINGSTON	79	15	1081	155-373	.416	19-55	.345	52-62	.839	25-105	130	170	129-1	49	92	13	381-4.8
BAILEY	46	2	449	58-140	.414	2-10	.200	45-65	.692	26-46	72	30	55-0	13	24	4	163-3.5
BLOUNT	38	1	446	44-89	.494	0-2	.000	19-33	.576	52-61	113	10	78-0	15	28	7	107-2.8
MACLEAN	16	0	143	18-49	.367	2-6	.333	4-6	.667	6-17	23	8	24-0	2	8	1	42-2.6
DAVIS	5	0	22	2-6	.333	0-0	—	0-0	—	3-6	9	2	2-0	1	3	1	4-0.8
WEST	22	2	127	5-12	.417	0-0	—	5-8	.625	6-25	31	2	23-0	2	6	4	15-0.7
SUNS	82		19805	3093-6771	.457	458-1246	.368	1467-1934	.759	1022-2558	3580	2098	1973-17	744	1368	433	8111-98.9
OPPONENTS	82		19805	2825-6665	.424	403-1146	.352	1630-2205	.739	1071-2465	3536	1700	1794-11	733	1422	427	7683-93.7

# Season Review 00-01

## RECORD

**51-31**

Competing in the toughest conference in NBA history, the Suns owned the eighth-best record in the NBA and finished with 50-plus wins for the 10th time in 13 seasons as seven Western Conference teams had 50 or more victories.

Phoenix posted its top defensive season in club history by allowing 91.8 points per game, fewest in the team's existence, and held opponents to .435 shooting from the field, second-best in club history.

Phoenix was the only NBA team to have five people average double figures in scoring with **Shawn Marion** topping the team with 17.3, **Jason Kidd** at 16.9, **Clifford Robinson** averaging 16.4 points, newcomer **Tony Delk** adding 12.3 points and **Rodney Rogers** at 12.2 points. Marion also emerged as a factor on the glass in his second season as he finished eighth in the NBA with 10.8 rebounds to become the first Sun since 1995-96 and sixth player in team history to average 10-plus rebounds for a season.

For the second-straight season the Suns had a player score 50 points as Delk reached the mark at Sacramento, his former team, with an ARCO Arena record 53 points on January 2 in an overtime loss to the Kings.

Kidd joined Oscar Robertson, Bob Cousy and John Stockton as the only players in NBA history to win the assist title three-straight seasons with a league-high 9.8 assists. Kidd was also named All-NBA First Team for the third consecutive season and NBA All-Defensive First Team.

The Suns finished the season with an NBA-best 13-4 mark after March 19, a stretch that included a nine-game home winning streak to close out the year. Phoenix placed third in the Pacific Division and sixth in the Western Conference.

That led to a first-round playoff matchup against Sacramento and the Suns opened the series with a win at Sacramento but then lost three in a row to fall to the Kings.



**FRONT ROW:** Equipment Manager Rich Howell, Basketball Operations Assistant David Griffin, Assistant Coach Phil Weber, Assistant Coach Frank Johnson, Tony Delk, Jason Kidd, Vinny Del Negro, Elliot Perry, Head Coach Scott Skiles, Assistant Coach Jim Boylan, Head Trainer Aaron Nelson, Scout Todd Quinter, Assistant Trainer Casey Smith. **BACK ROW:** Video Coordinator Garrick Barr, Mario Elie, Rodney Rogers, Tom Gugliotta, Chris Dudley, Jake Tsakalidis, Daniel Santiago, Clifford Robinson, Shawn Marion, Anfernee Hardaway, Strength Coach Robin Pound.



DATE	OPPONENT	ATTEND.	SCORE	REC.	W/L	DATE	OPPONENT	ATTEND.	SCORE	REC.	W/L
10/31	@GOLDEN STATE	15,460	94-96	0-1	L	1/27	@WASHINGTON	19,212	82-89	24-18	L
11/2	PORTLAND	18,463	108-82	1-1	W	1/29	@ATLANTA	11,434	95-82	25-18	W
11/4	@DENVER	13,312	102-99	2-1	W	1/31	VANCOUVER	16,502	101-92	26-18	W
11/5	HOUSTON	16,735	104-99	3-1	W	2/1	@PORTLAND	19,980	92-100	26-19	L
11/7	SAN ANTONIO	16,683	100-81	4-1	W	2/4	CHARLOTTE	17,065	85-82	27-19	W
11/9	ATLANTA	16,792	88-79	5-1	W	2/6	CHICAGO	17,197	97-80	28-19	W
11/11	MIAMI	18,120	84-82	6-1	W	2/7	@LA LAKERS	18,997	83-85	28-20	L
11/15	DALLAS	16,652	99-78	7-1	W	2/13	@GOLDEN STATE	13,414	93-83	29-20	W
11/17	NEW YORK	18,738	85-90	7-2	L	2/14	MINNESOTA	17,747	104-96	30-20	W
11/18	@HOUSTON	12,694	89-94	7-3	L	2/18	@PHILADELPHIA	20,781	98-104	30-21	L
11/22	NEW JERSEY	17,239	97-85	8-3	W	2/20	@ORLANDO	13,968	110-104	31-21	W
11/24	GOLDEN STATE	18,684	80-74	9-3	W	2/21	@MIAMI	16,500	100-85	32-21	W
11/25	@LA CLIPPERS	13,510	95-89*	10-3	W	2/23	@NEW YORK	19,763	88-84*	33-21	W
11/29	@VANCOUVER	12,314	106-109**	10-4	L	2/25	UTAH	18,846	90-80	34-21	W
12/1	@SACRAMENTO	17,317	98-105	10-5	L	2/28	ORLANDO	17,441	91-97	34-22	L
12/3	PORTLAND	17,621	84-79	11-5	W	3/1	@SAN ANTONIO	16,209	71-91	34-23	L
12/7	@MILWAUKEE	14,236	104-96	12-5	W	3/3	DENVER	18,889	97-82	35-23	W
12/8	@NEW JERSEY	12,543	84-86	12-6	L	3/6	@DENVER	15,763	93-82	36-23	W
12/10	@TORONTO	19,800	95-87	13-6	W	3/7	SACRAMENTO	19,023	89-100	36-24	L
12/11	@CHICAGO	20,962	86-80	14-6	W	3/9	@UTAH	19,911	95-107	36-25	L
12/13	SAN ANTONIO	17,333	103-93	15-6	W	3/11	HOUSTON	19,023	94-92	37-25	W
12/15	LA CLIPPERS	16,689	88-98	15-7	L	3/14	@PORTLAND	19,980	84-79	38-25	W
12/16	@SAN ANTONIO	30,555	82-90	15-8	L	3/15	BOSTON	18,084	101-105	38-26	L
12/19	DETROIT	16,951	84-89	15-9	L	3/17	@DALLAS	18,187	99-109	38-27	L
12/23	DENVER	18,626	102-93	16-9	W	3/20	WASHINGTON	17,245	105-91	39-27	W
12/26	@VANCOUVER	16,110	97-95	17-9	W	3/22	@SEATTLE	17,072	91-88	40-27	W
12/28	LA LAKERS	19,023	78-115	17-10	L	3/23	PHILADELPHIA	19,023	84-71	41-27	W
12/30	TORONTO	19,023	109-103	18-10	W	3/26	LA LAKERS	19,023	104-83	42-27	W
1/2	@SACRAMENTO	17,317	117-121*	18-11	L	3/28	CLEVELAND	18,312	103-94	43-27	W
1/3	LA CLIPPERS	16,592	90-85	19-11	W	3/29	@HOUSTON	12,230	90-85	44-27	W
1/5	VANCOUVER	18,359	108-76	20-11	W	4/1	MILWAUKEE	18,464	106-99	45-27	W
1/7	MINNESOTA	17,531	88-108	20-12	L	4/3	@INDIANA	17,616	81-85	45-28	L
1/11	INDIANA	17,714	93-85	21-12	W	4/4	@CHARLOTTE	15,205	103-94	46-28	W
1/13	@DALLAS	18,187	103-86	22-12	W	4/6	@MINNESOTA	18,627	88-101	46-29	L
1/14	SEATTLE	18,631	87-106	22-13	L	4/7	@CLEVELAND	18,910	102-98	47-29	W
1/17	@SEATTLE	17,072	89-80	23-13	W	4/10	@LA LAKERS	18,997	80-106	47-30	L
1/19	GOLDEN STATE	17,438	95-103	23-14	L	4/11	DALLAS	19,023	111-106	48-30	W
1/21	@UTAH	18,991	98-109	23-15	L	4/13	SEATTLE	19,023	109-100	49-30	W
1/23	@MINNESOTA	19,677	73-82	23-16	L	4/15	SACRAMENTO	19,023	88-86	50-30	W
1/24	@DETROIT	13,113	106-73	24-16	W	4/16	@LA CLIPPERS	19,347	80-100	50-31	L
1/26	@BOSTON	18,203	83-99	24-17	L	4/18	UTAH	19,023	98-93	51-31	W

\*Overtime

## 00-01 Final Statistics

PLAYER	G	GS	MIN	3 PT				FTM-FTA	PCT	OR-DR	REB	AST	PF-DQ	STL	TO	BLK	PTS-AVG
				FGM-FGA	PCT	FGM-FGA	PCT										
MARION	79	79	2857	557-1160	.480	21-82	.256	234-289	.810	220-628	848	160	211-2	132	129	108	1369-17.3
KIDD	77	76	3065	451-1097	.411	69-232	.297	328-403	.814	91-403	494	753	171-1	166	286	23	1299-16.9
ROBINSON	82	82	2751	501-1186	.422	90-249	.361	253-357	.709	105-229	334	237	258-6	87	186	82	1345-16.4
DELK	82	11	2288	383-923	.415	54-168	.321	185-235	.787	76-185	261	160	171-1	75	101	17	1005-12.3
ROGERS	82	3	2183	377-876	.430	56-189	.296	188-247	.761	94-265	359	180	269-5	97	157	47	998-12.2
HARDAWAY	4	4	112	15-36	.417	2-8	.250	7-11	.636	5-13	18	15	6-0	6	3	1	39-9.8
GUGLIOTTA	57	2	1159	149-380	.392	3-12	.250	61-77	.792	76-179	255	55	110-0	47	51	21	362-6.4
DEL NEGRO (PHX)	36	0	526	76-144	.528	0-4	.000	25-28	.893	8-43	51	64	42-0	20	19	3	177-4.9
TSAKALIDIS	57	39	947	101-215	.470	0-0	---	54-91	.593	83-159	242	19	137-1	10	66	55	256-4.5
ELIE	68	67	1506	104-246	.423	36-100	.360	55-69	.797	38-117	155	131	112-0	58	60	12	299-4.4
MCPHERSON	33	0	308	47-96	.490	0-6	.000	18-24	.750	20-28	48	16	48-0	12	23	3	112-3.4
PERRY (PHX)	43	6	460	60-129	.465	1-4	.250	16-22	.727	8-34	42	74	28-0	19	32	1	137-3.2
SANTIAGO	54	2	581	64-134	.478	0-0	---	42-61	.689	35-67	102	11	101-1	17	47	21	170-3.1
BLOUNT	30	6	387	23-47	.489	0-0	---	8-15	.533	35-50	85	8	75-2	13	18	5	54-1.8
GARCES	10	0	62	7-15	.467	0-0	---	2-8	.250	12-10	22	4	14-0	2	5	1	16-1.6
DUDLEY	53	33	613	29-73	.397	0-0	---	14-36	.389	64-119	183	18	111-1	14	26	29	72-1.4
SUNS	82		19805	2944-6757	.436	332-1054	.315	1490-1973	.755	970-2529	3499	1905	1864-20	775	1251	429	7710-94.0
OPPONENTS	82		19805	2792-6422	.435	327-937	.349	1618-2127	.761	902-2588	3490	1652	1819-14	682	1433	416	7529-91.8

# Season Review 01-02

**RECORD****36-46**

It was a season of transition for the Suns as 20 different players dotted the roster during the season. Three in-season trades, two summer trades and a coaching change were factors in the season of flux and Phoenix missed the playoffs for the first time since 1987-88.

Prior to the season the Suns acquired **Stephon Marbury** from New Jersey in exchange for **Jason Kidd** and **John Wallace** and **Jud Buechler** from Detroit for **Clifford Robinson**. During the season the Suns added **Jake Voskuhl**, **Bo Outlaw**, **Joe Johnson**, **Milt Palacio** and **Randy Brown** through trades. On February 17 the club had a change of leadership when **Frank Johnson** took over for **Scott Skiles**.

But the flurry of activity did not stop the Suns from winning the 1,500th game in club history with a 92-83 win over San Antonio on February 24. In the process the Suns became the fourth-fastest franchise in NBA history to reach the 1,500-win mark.

In his first season with the Suns, Marbury averaged a team-best 20.4 points, the first time a Phoenix player averaged 20-plus points since 1996-97 when Kevin Johnson had 20.1 points. **Shawn Marion** added 19.1 points to give the Suns their first 19-plus point tandem since 1993-94 when Charles Barkley (21.6) and KJ (20.0) turned the trick. Marbury was also sixth in the NBA with 8.1 assists and Marion was one of two NBA players to be ranked in the top 40 in seven of the league's nine major statistical categories, including eighth with 9.9 rebounds.

The season marked the last in the 14-year NBA career of **Dan Majerle** and the Phoenix fan favorite finished his career with a made three-pointer to give him 800 for his Suns tenure and 1,360 (fifth in NBA history) over his career.

After joining the Suns on February 20 from Boston in a trade for **Rodney Rogers** and **Tony Delk**, Joe Johnson averaged 9.6 points and 4.1 rebounds in 29 games and earned All-NBA Rookie Second Team honors at season's end.



**FRONT ROW:** Assistant Strength Coach Tommy Boyer-Kendrick, Assistant Coach Al Bianchi, Assistant Coach Phil Weber, Head Coach Frank Johnson, Randy Brown, Milt Palacio, Anfernee Hardaway, Dan Majerle, Stephon Marbury, Joe Crispin, Assistant Coach Jim Boylan, Head Trainer Aaron Nelson, Equipment Manager Rich Howell.

**BACK ROW:** Assistant Trainer Casey Smith, Shawn Marion, Joe Johnson, Alton Ford, Jake Voskuhl, Jake Tsakalidis, Tom Gugliotta, Bo Outlaw, John Wallace, Strength Coach Robin Pound.

DATE	OPPONENT	ATTEND.	SCORE	REC.	W/L	DATE	OPPONENT	ATTEND.	SCORE	REC.	W/L
10/30	DENVER	16,421	96-99	0-1	L	1/24	@NEW YORK	19,763	91-96	21-21	L
11/1	@GOLDEN STATE	14,624	107-101	1-1	W	1/26	@WASHINGTON	20,674	102-112	21-22	L
11/2	@LA LAKERS	18,997	94-117	1-2	L	1/29	CHICAGO	13,745	91-90	22-22	W
11/4	HOUSTON	13,562	100-103	1-3	L	1/31	@PORTLAND	19,493	97-105	22-23	L
11/6	MEMPHIS	12,765	113-101	2-3	W	2/1	GOLDEN STATE	18,733	104-98	23-23	W
11/8	ATLANTA	13,206	108-80	3-3	W	2/3	@GOLDEN STATE	9,326	98-97	24-23	W
11/10	@LA CLIPPERS	17,111	102-111	3-4	L	2/6	@SEATTLE	15,124	79-90	24-24	L
11/13	@SEATTLE	10,880	92-91	4-4	W	2/12	@DETROIT	13,952	99-71	25-24	W
11/14	ORLANDO	17,393	92-93	4-5	L	2/13	@MINNESOTA	18,701	92-107	25-25	L
11/16	LA LAKERS	19,023	95-83	5-5	W	2/15	WASHINGTON	19,023	96-97	25-26	L
11/18	TORONTO	14,823	81-87	5-6	L	2/17	DALLAS	16,809	92-105	25-27	L
11/21	NEW YORK	15,740	96-72	6-6	W	2/19	SEATTLE	14,716	91-103	25-28	L
11/23	@MEMPHIS	16,308	103-89	7-6	W	2/21	@MEMPHIS	13,417	78-72	26-28	W
11/24	@DALLAS	19,869	104-119	7-7	L	2/22	@CHICAGO	18,381	83-91	26-29	L
11/26	@UTAH	17,720	111-104*	8-7	W	2/24	SAN ANTONIO	15,836	92-83	27-29	W
11/28	MILWAUKEE	15,590	104-84	9-7	W	2/26	@SAN ANTONIO	19,013	91-99	27-30	L
11/30	UTAH	15,046	98-76	10-7	W	2/28	INDIANA	16,095	107-100*	28-30	W
12/1	@PORTLAND	18,487	97-83	11-7	W	3/2	HOUSTON	15,686	97-104	28-31	L
12/3	GOLDEN STATE	13,656	110-93	12-7	W	3/5	@DALLAS	19,745	77-81	28-32	L
12/5	@NEW JERSEY	11,452	87-106	12-8	L	3/6	NEW JERSEY	16,251	89-87	29-32	W
12/7	@BOSTON	15,050	102-109*	12-9	L	3/8	MINNESOTA	16,914	81-76	30-32	W
12/9	@TORONTO	19,800	91-90	13-9	W	3/10	CHARLOTTE	15,003	82-88	30-33	L
12/12	SACRAMENTO	14,568	114-88	14-9	W	3/12	@MIAMI	15,358	78-90	30-34	L
12/14	SAN ANTONIO	16,187	93-105	14-10	L	3/13	@ORLANDO	14,771	114-119*	30-35	L
12/15	@DENVER	13,593	98-106	14-11	L	3/15	@ATLANTA	13,563	89-104	30-36	L
12/18	LA CLIPPERS	15,945	92-96	14-12	L	3/16	@CHARLOTTE	10,582	76-87	30-37	L
12/22	PORTLAND	16,234	102-90	15-12	W	3/21	DETROIT	18,299	82-95	30-38	L
12/23	@SACRAMENTO	17,317	101-133	15-13	L	3/23	@LA CLIPPERS	19,455	97-94	31-38	W
12/26	@HOUSTON	12,620	97-91	16-13	W	3/25	CLEVELAND	18,055	102-96	32-38	W
12/27	BOSTON	19,023	84-82	17-13	W	3/27	LA LAKERS	19,023	118-106	33-38	W
12/29	DENVER	17,976	109-92	18-13	W	3/29	LA CLIPPERS	18,508	94-96	33-39	L
1/2	PHILADELPHIA	18,695	81-102	18-14	L	3/30	@HOUSTON	13,448	90-88	34-39	W
1/4	@LA LAKERS	18,997	86-118	18-15	L	4/2	@CLEVELAND	13,688	96-101	34-40	L
1/5	SACRAMENTO	17,042	112-118	18-16	L	4/3	@PHILADELPHIA	20,652	83-89*	34-41	L
1/8	@UTAH	18,976	84-98	18-17	L	4/5	@INDIANA	16,419	87-97	34-42	L
1/10	MEMPHIS	14,379	96-102	18-18	L	4/6	@MINNESOTA	18,716	104-108	34-43	L
1/12	MIAMI	15,304	108-74	19-18	W	4/9	SEATTLE	16,667	99-92	35-43	W
1/13	@SACRAMENTO	17,317	100-103	19-19	L	4/11	UTAH	17,158	96-97	35-44	L
1/16	PORTLAND	13,957	99-108	19-20	L	4/13	@DENVER	16,807	94-98	35-45	L
1/18	MINNESOTA	16,860	103-100*	20-20	W	4/16	@SAN ANTONIO	30,186	71-95	35-46	W
1/22	@MILWAUKEE	17,036	92-81	21-20	W	4/17	DALLAS	19,023	89-76	36-46	W

\*Overtime

## 01-02 Final Statistics

PLAYER	G	GS	MIN	3 PT				FTM-FTA	PCT	OR-DR	REB	AST	PF-DQ	STL	TO	BLK	PTS-AVG
				FGM-FGA	PCT	FGM-FGA	PCT										
MARBURY	82	80	3187	625-1413	.442	71-248	.286	353-452	.781	75-191	266	666	186-0	77	284	13	1674-20.4
MARION	81	81	3109	654-1395	.469	48-122	.393	191-226	.845	211-592	803	162	214-0	149	144	86	1547-19.1
ROGERS	50	7	1254	249-534	.466	49-140	.350	82-99	.828	95-146	241	72	148-2	50	66	17	629-12.6
HARDAWAY	80	55	2462	389-931	.418	23-83	.277	158-195	.810	98-252	350	324	184-0	122	189	32	959-12.0
DELK	41	1	877	166-416	.399	47-147	.320	56-67	.836	38-86	124	81	60-0	31	40	4	435-10.6
JOHNSON (PHX)	29	27	913	121-288	.420	14-42	.333	21-27	.778	35-83	118	105	55-0	26	43	11	277-9.6
TSAKALIDIS	67	47	1582	190-400	.475	0-1	.000	111-159	.698	130-244	374	23	193-4	23	78	69	491-7.3
GUGLIOTTA	44	40	1129	127-301	.422	3-9	.333	28-37	.757	59-162	221	77	116-1	39	61	30	285-6.5
WALLACE	46	0	490	93-214	.435	5-13	.385	40-46	.870	27-58	85	29	60-0	11	29	9	231-5.0
VSUKUHL	59	34	900	107-193	.554	0-0	---	82-109	.752	103-147	250	18	139-1	11	48	23	296-5.0
OUTLAW (PHX)	73	36	1768	153-278	.550	1-2	.500	35-84	.417	132-203	335	122	182-1	61	85	83	342-4.7
MAJERLE	65	1	1180	99-289	.343	79-235	.336	23-39	.590	28-148	176	90	104-0	48	35	15	300-4.6
CRISPIN (PHX)	15	0	129	23-56	.411	15-35	.429	8-8	1.000	2-8	10	24	8-0	4	9	0	69-4.6
FORD	53	0	452	61-118	.517	0-0	---	42-57	.737	32-75	107	7	99-0	6	32	7	164-3.1
PALACIO (PHX)	28	1	272	30-79	.380	1-7	.143	18-23	.783	3-20	23	29	23-0	9	16	1	79-2.8
SANTIAGO	3	0	24	4-8	.500	0-0	---	0-0	---	0-7	7	2	4-0	0	2	1	8-2.7
BELL	5	0	42	3-11	.273	0-6	.000	2-2	1.000	2-2	4	2	3-0	0	5	0	8-1.6
BUECHLER	6	0	54	2-6	.333	2-6	.333	0-0	---	2-6	8	3	7-0	1	1	0	6-1.0
DEL NEGRO	2	0	6	1-4	.250	0-0	---	0-0	---	0-0	0	2	0-0	0	0	0	2-1.0
BROWN (TOT)	1	0	6	0-1	.000	0-0	---	0-0	---	0-0	0	2	1-0	0	0	1	0-0.0
SUNS	82		19830	3097-6934	.447	358-1096	.327	1250-1630	.767	1072-2430	3502	1838	1785-9	668	1205	401	7802-95.1
OPPONENTS	82		19830	2957-6663	.444	433-1208	.358	1511-2013	.751	1030-2493	3523	1821	1521-9	685	1265	475	7858-95.8

# Season Review 02-03

**RECORD****44-38**

Only one year removed from missing the postseason, the Suns reemerged as playoff contenders by securing the eighth and final seed in the competitive Western Conference. Sparking the eight-game improvement were 2003 All-Stars

**Stephon Marbury** and **Shawn Marion**, the veteran leadership of **Anfernee Hardaway** and 2002-03 “got milk?” NBA Rookie of the Year **Amar’e Stoudemire**.

The Suns weren’t just content with being back on their postseason course, though. The young squad put a scare into the NBA’s top team and eventual NBA Champion San Antonio Spurs by stealing two victories in their first-round series on a couple of improbable game-winning shots by Marbury (Game 1) and **Jake Voskuhl** (Game 4).

The Suns’ turnaround began at the 2002 NBA Draft when Phoenix selected high school phenom Stoudemire and **Casey Jacobsen** in the first round. Stoudemire eventually became the league’s youngest ROY winner in the award’s history and just the third Suns player to win the honor, following Walter Davis in 1977-78 and Alvan Adams in 1975-76.

Phoenix also got two All-Star performances from its top two players, Marbury and Marion, who became the Suns’ first All-Star duo since 1995 (**Charles Barkley** and **Dan Majerle**). Marbury was the only player in the NBA to be in the top 12 in points (22.3, 12th) and assists (8.1, 4th), and capped his season with his second selection to the All-NBA Third Team. Marion finished the season as the only player ranked in top 20 in points (21.2, 17th) and top 10 in rebounds (9.5, 8th) and steals (2.28, 3rd).

Phoenix was a season-best 10 games above .500 on Jan. 12 (24-14) until injuries to three of the team’s five opening night starters (Hardaway, **Jake Tsakalidis**, **Tom Gugliotta**) sent the team into a midseason slump. Led by **Frank Johnson**, in his first full season as head coach, the Suns won eight of their last 12 games to clinch a playoff spot in the final week of the regular season.

The campaign was only the second in the franchise’s 35 years and the first since 1970-71 that the Suns did not make a player addition/subtraction or coaching change during the season.



**FRONT ROW:** Assistant Coach Phil Weber, Assistant Coach Mike D'Antoni, Head Coach Frank Johnson, Stephon Marbury, Joe Johnson, Anfernee Hardaway, Shawn Marion, Casey Jacobsen, Randy Brown, Assistant Coach Marc Iavaroni, Assistant Coach Tim Grgurich, Equipment Manager Rich Howell, Assistant Video Coordinator Ron DuBois.

**BACK ROW:** Head Trainer Aaron Nelson, Assistant Trainer Casey Smith, Alton Ford, Bo Outlaw, Jake Voskuhl, Jake Tsakalidis, Scott Williams, Dan Langhi, Tom Gugliotta, Amar'e Stoudemire, Video Coordinator Garrick Barr, Strength Coach Robin Pound.

DATE	OPPONENT	ATTEND.	SCORE	REC.	W/L	DATE	OPPONENT	ATTEND.	SCORE	REC.	W/L
10/30	@SEATTLE	14,002	73-86	0-1	L	1/22	@MIAMI	14,633	85-92	25-18	L
11/1	CLEVELAND	16,133	78-74	1-1	W	1/24	@ORLANDO	14,707	110-107	26-18	W
11/2	@DALLAS	19,783	83-97	1-2	L	1/26	@NEW YORK	18,859	98-106	26-19	L
11/3	DETROIT	13,256	82-84	1-3	L	1/27	@WASHINGTON	20,173	93-98	26-20	L
11/6	ATLANTA	14,685	93-88	2-3	W	1/29	LA LAKERS	18,437	90-99	26-21	L
11/8	PORTLAND	15,009	86-75	3-3	W	1/31	@LA CLIPPERS	17,875	98-92	27-21	W
11/13	@DENVER	11,846	75-72	4-3	W	2/1	GOLDEN STATE	16,174	116-107	28-21	W
11/15	HOUSTON	16,284	88-87	5-3	W	2/3	CHICAGO	14,113	115-111*	29-21	W
11/19	@UTAH	19,410	76-99	5-4	L	2/11	LA CLIPPERS	15,085	106-107	29-22	L
11/22	@SACRAMENTO	17,317	101-118	5-5	L	2/14	NEW YORK	15,438	115-116	29-23	L
11/23	DENVER	15,121	79-80	5-6	L	2/16	BOSTON	16,748	102-92	30-23	W
11/25	MILWAUKEE	12,986	86-81	6-6	W	2/19	HOUSTON	17,467	89-107	30-24	L
11/27	NEW JERSEY	16,615	82-75	7-6	W	2/21	@TORONTO	18,695	89-92	30-25	L
11/29	SAN ANTONIO	17,252	94-87	8-6	W	2/23	@MINNESOTA	15,771	97-99	30-26	L
11/30	@GOLDEN STATE	13,322	90-100	8-7	L	2/24	@CHICAGO	17,057	87-90	30-27	L
12/2	MIAMI	12,420	90-100*	8-8	L	2/26	@MILWAUKEE	17,213	118-112	31-27	W
12/4	MEMPHIS	12,939	98-85	9-8	W	3/1	NEW ORLEANS	16,133	92-97	31-28	L
12/6	INDIANA	15,073	102-96	10-8	W	3/4	@SAN ANTONIO	18,797	104-97	32-28	W
12/8	@MEMPHIS	12,469	94-102	10-9	L	3/5	PORTLAND	15,314	98-92	33-28	W
12/9	@NEW JERSEY	10,248	93-106	10-10	L	3/9	MINNESOTA	19,023	98-105	33-29	L
12/11	@BOSTON	13,049	103-94	11-10	W	3/11	@GOLDEN STATE	16,433	98-113	33-30	L
12/13	@PHILADELPHIA	19,894	99-91	12-10	W	3/13	SACRAMENTO	18,184	109-84	34-30	W
12/14	@ATLANTA	7,851	102-88	13-10	W	3/16	@HOUSTON	15,717	75-85	34-31	L
12/16	ORLANDO	13,112	87-84	14-10	W	3/17	TORONTO	15,326	95-91*	35-31	W
12/17	@SACRAMENTO	17,317	86-95	14-11	L	3/19	UTAH	15,196	86-99	35-32	L
12/20	@LA CLIPPERS	15,970	87-76	15-11	W	3/21	WASHINGTON	19,023	109-83	36-32	W
12/21	SACRAMENTO	18,133	110-101	16-11	W	3/22	@DALLAS	20,087	95-102	36-33	L
12/23	SEATTLE	16,145	89-88	17-11	W	3/24	SEATTLE	18,535	73-82	36-34	L
12/27	LA CLIPPERS	15,756	108-95	18-11	W	3/26	@MEMPHIS	14,524	101-99	37-34	W
12/29	@CLEVELAND	9,410	103-84	19-11	W	3/28	@DETROIT	22,076	94-91	38-34	W
12/30	@MINNESOTA	18,347	98-104	19-12	L	3/30	@INDIANA	15,258	81-92	38-35	L
1/2	PHILADELPHIA	17,557	96-78	20-12	W	4/1	DENVER	17,124	95-65	39-35	W
1/4	LA LAKERS	19,023	107-93	21-12	W	4/5	MINNESOTA	18,413	111-94	40-35	W
1/5	@LA LAKERS	18,642	97-109	21-13	L	4/6	@LA LAKERS	18,997	113-115*	40-36	L
1/7	@PORTLAND	18,669	88-81	22-13	W	4/8	@DENVER	13,873	98-78	41-36	W
1/8	@UTAH	19,820	93-99	22-14	L	4/9	DALLAS	17,136	112-89	42-36	W
1/10	MEMPHIS	15,005	99-93	23-14	W	4/11	GOLDEN STATE	17,792	117-101	43-36	W
1/12	UTAH	15,348	107-99	24-14	W	4/13	SAN ANTONIO	19,023	92-85	44-36	W
1/14	@SAN ANTONIO	17,101	100-108*	24-15	L	4/15	@PORTLAND	20,580	102-120	44-37	L
1/15	@HOUSTON	10,171	96-102	24-16	L	4/16	@SEATTLE	17,072	70-84	44-38	L
1/17	DALLAS	19,023	111-106	25-16	W						
1/20	@NEW ORLEANS	16,034	102-114	25-17	L						

\*Overtime

## 02-03 Final Statistics

PLAYER	G	GS	MIN	3 PT				REBOUNDS				AST	PF-DQ	STL	TO	BLK	PTS-AVG
				FGM-FGA	PCT	FTM-FTA	PCT	OR-DR	TOT								
MARBURY	81	81	3240	671-1530	.439	89-296	.301	375-467	.803	53-210	263	654	200-1	108	263	20	1806-22.3
MARION	81	81	3373	662-1466	.452	141-364	.387	251-295	.851	199-574	773	198	208-0	185	157	95	1716-21.2
STOUDÉMIRE	82	71	2570	392-830	.472	2-10	.200	320-484	.661	250-471	721	78	269-3	62	189	87	1106-13.5
HARDWAY	58	51	1777	256-573	.447	26-73	.356	77-97	.794	66-192	258	235	150-1	66	145	26	615-10.6
JOHNSON	82	34	2255	316-796	.397	75-205	.366	96-124	.774	57-207	264	210	143-0	62	108	19	803-9.8
JACOBSEN	72	0	1147	122-327	.373	52-165	.315	72-105	.686	29-54	83	73	90-0	35	55	6	368-5.1
TSAKALIDIS	33	27	543	61-135	.452	0-0	---	39-58	.672	45-77	122	13	80-1	6	26	17	161-4.9
GUGLIOTTA	27	11	447	60-132	.455	0-1	.000	9-9	1.000	25-75	100	31	35-0	14	31	5	129-4.8
OUTLAW	80	20	1800	153-278	.550	0-2	.000	72-116	.621	134-234	368	112	194-1	50	76	71	378-4.7
WILLIAMS	69	33	872	120-292	.411	0-2	.000	33-42	.786	72-121	193	22	159-2	27	32	21	273-4
VOSKUHL	65	1	947	92-163	.564	0-0	---	64-96	.667	97-128	225	36	172-0	18	48	29	248-3.8
LANGHI	60	0	541	81-202	.401	9-31	.290	12-20	.600	19-68	87	21	58-0	15	16	6	183-3.1
BROWN	32	0	262	16-43	.372	0-0	---	9-12	.750	3-23	26	35	36-0	17	17	2	41-1.3
FORD	11	0	31	3-9	.333	0-0	---	1-3	.333	0-6	6	1	7-0	0	2	0	7-0.6
SUNS	82		19805	3005-6776	.443	394-1149	.343	1430-1928	.742	1049-2440	3489	1719	1801-9	665	1208	404	7834-95.5
OPPONENTS	82		19805	2913-6658	.438	436-1361	.320	1479-1932	.766	1031-2487	3518	1824	1763-20	639	1309	453	7741-94.4

# Season Review 03-04

From the roster to the coaching staff to the arena they play in, 2003-04 became a season of change and adjustment for the Phoenix Suns.

**RECORD**
**29-53**

The season began with high hopes, but after struggling through the first six weeks, the Suns opted for a coaching change. **Mike D'Antoni** was named the club's 12th head coach in team history on Dec. 10, replacing **Frank Johnson**. Less than one month later on Jan. 5, Phoenix pulled off a major deal that sent **Stephon Marbury**, **Anfernee Hardaway** and **Cezary Trybanski** to New York for **Antonio McDyess**, **Howard Eisley**, **Maciej Lampe**, **Charlie Ward**, the draft rights to **Milos Vujanic**, two first-round picks and cash.

Even though the team finished 29-53 and missed the playoffs, the deal offered salary cap flexibility and transformed the club into the youngest team in the NBA, and put the franchise in excellent position to improve via free agency in the offseason.

One player who clearly benefited from the trade was **Joe Johnson**, who took advantage of increased playing time, and averaged nearly 20 points, five rebounds and five assists in the final 48 games. After a slow start, **Amar'e Stoudemire** led the Suns in scoring with 20.6 points, but played in only 55 games due to a left ankle, big toe injury.

Suns Chairman and CEO **Jerry Colangelo** was elected to the Naismith Memorial Basketball Hall of Fame in Springfield, Mass. on April 5, joining former Suns player **Connie Hawkins** as a recipient of the sport's highest honor. Shortly after the season ended, Arizona native **Robert Sarver** led an investment group that purchased the club for an NBA record \$401 million on June 30.



**FRONT ROW:** Video Coordinator Danny Aning, Assistant Coach/NBA Scout Todd Quinter, Assistant Coach Marc Iavaroni, Assistant Coach Tim Grgurich, Howard Eisley, Donnell Harvey, Joe Johnson, Casey Jacobsen, Leandro Barbosa, Head Coach Mike D'Antoni, Assistant Coach Phil Weber, Athletic Trainer Aaron Nelson, Equipment Manager Rich Howell. **BACK ROW:** Assistant Athletic Trainer Mike Elliott, Strength Coach/Assistant Trainer Casey Smith, Amar'e Stoudemire, Antonio McDyess, Zarko Cabarkapa, Jake Voskuhl, Maciej Lampe, Jahidi White, Shawn Marion, Assistant Video Coordinator Noel Gillespie, Assistant Equipment Manager Jay Gaspar.



# ALL FOR ORANGE

DATE	OPPONENT	ATTEND.	SCORE	REC.	W/L	DATE	OPPONENT	ATTEND.	SCORE	REC.	W/L
10/28	@SAN ANTONIO	18,797	82-83	0-1	L	1/19	@L.A. LAKERS	18,312	88-85	16-26	W
10/30	CLEVELAND	18,422	95-86	1-1	W	1/21	@DENVER	15,652	92-97	16-27	L
11/1	L.A. LAKERS	18,422	99-103	1-2	L	1/23	SAN ANTONIO	17,799	84-86	16-28	L
11/5	@UTAH	18,852	80-91	1-3	L	1/25	@MINNESOTA	16,002	95-99	16-29	L
11/7	MEMPHIS	16,485	96-88	2-3	W	1/27	@ATLANTA	11,179	89-85	17-29	W
11/10	@GOLDEN STATE	13,278	99-96	3-3	W	1/28	@INDIANA	16,111	79-101	17-30	L
11/12	ATLANTA	15,703	94-99	3-4	L	1/30	@WASHINGTON	14,125	100-105	17-31	L
11/14	@HOUSTON	18,134	85-90	3-5	L	1/31	@NEW YORK	19,763	105-110	17-32	L
11/15	DETROIT	15,681	91-100	3-6	L	2/2	HOUSTON	16,446	99-79	18-32	W
11/18	CHICAGO	14,263	95-82	4-6	W	2/4	PORTLAND	14,121	97-101	18-33	L
11/20	ORLANDO	15,203	96-89	5-6	W	2/6	SEATTLE	16,486	105-107	18-34	L
11/22	MIAMI	16,379	100-98	6-6	W	2/7	UTAH	15,792	92-96	18-35	L
11/25	@DENVER	12,003	80-111	6-7	L	2/10	TORONTO	14,138	94-101	18-36	L
11/26	DALLAS	17,205	121-90	7-7	W	2/11	@GOLDEN STATE	14,587	99-110	18-37	L
11/28	GOLDEN STATE	15,826	83-92	7-8	L	2/17	@MINNESOTA	16,181	95-110	18-38	L
12/1	INDIANA	14,398	82-89	7-9	L	2/20	@MEMPHIS	15,710	92-97	18-39	L
12/3	MINNESOTA	16,508	79-92	7-10	L	2/22	L.A. LAKERS	18,422	92-104	18-40	L
12/5	@BOSTON	15,116	110-106	8-10	W	2/25	NEW YORK	17,769	113-95	19-40	W
12/6	@NEW JERSEY	14,639	88-99	8-11	L	2/27	@SEATTLE	15,224	104-99	20-40	W
12/8	@ORLANDO	12,584	98-105	8-12	L	2/29	@SACRAMENTO	17,317	94-108	20-41	L
12/9	@MIAMI	14,568	72-92	8-13	L	3/3	NEW JERSEY	17,332	87-74	21-41	W
12/11	NEW ORLEANS	17,173	101-111	8-14	L	3/6	SAN ANTONIO	16,039	86-107	21-42	L
12/13	@L.A. CLIPPERS	14,874	91-106	8-15	L	3/8	@DALLAS	20,357	90-103	21-43	L
12/14	@SACRAMENTO	17,317	102-107	8-16	L	3/12	UTAH	14,790	90-99	21-44	L
12/16	SEATTLE	15,063	92-91*	9-16	W	3/13	DALLAS	16,705	90-113	21-45	L
12/18	@PORTLAND	16,576	94-101	9-17	L	3/15	@HOUSTON	16,328	99-97*	22-45	W
12/20	HOUSTON	15,302	102-87	10-17	W	3/16	L.A. CLIPPERS	15,539	98-110	22-46	L
12/21	@L.A. LAKERS	18,897	101-107	10-18	L	3/19	MINNESOTA	18,422	80-93	22-47	L
12/23	@SEATTLE	14,527	90-116	10-19	L	3/20	MILWAUKEE	18,422	123-111	23-47	W
12/26	BOSTON	17,034	102-104	10-20	L	3/23	@CLEVELAND	19,024	103-86	24-47	W
12/28	PHILADELPHIA	17,259	100-92	11-20	W	3/24	@PHILADELPHIA	17,947	94-99	24-48	L
12/29	@L.A. CLIPPERS	13,405	113-105	12-20	W	3/26	@NEW ORLEANS	13,108	99-94	25-48	W
1/2	@DETROIT	22,076	81-93	12-21	L	3/27	@SAN ANTONIO	18,797	76-105	25-49	L
1/4	@TORONTO	19,029	73-83	12-22	L	3/29	WASHINGTON	15,124	101-95	26-49	W
1/5	@CHICAGO	16,720	82-87	12-23	L	4/2	@MEMPHIS	19,351	99-109	26-50	L
1/7	@MILWAUKEE	14,009	87-95	12-24	L	4/3	@DALLAS	20,348	103-124	26-51	L
1/9	SACRAMENTO	16,848	93-113	12-25	L	4/7	DENVER	16,797	96-111	26-52	L
1/13	DENVER	15,910	92-105	12-26	L	4/9	SACRAMENTO	18,422	101-96	27-52	W
1/15	@PORTLAND	14,202	105-96	13-26	W	4/11	MEMPHIS	15,216	89-83	28-52	W
1/16	GOLDEN STATE	14,921	104-93	14-26	W	4/13	L.A. CLIPPERS	17,108	96-98	28-53	L
1/18	PORTLAND	15,131	96-92	15-26	W	4/14	@UTAH	19,911	89-84	29-53	W

\*Overtime

## 03-04 Final Statistics

PLAYER	G	GS	MIN	3 PT				REBOUNDS				PF-DQ	STL	TO	BLK	PTS-AVG	
				FGM-FGA	PCT	FTM-FTA	PCT	OR-DR	TOT	AST							
MARBURY	34	34	1415	262-606	.432	37-118	.314	147-185	.795	19-98	117	281	74-0	64	97	5	708-20.8
STOUDÉMIRE	55	53	2025	411-865	.475	1-5	.200	310-435	.713	157-339	496	78	188-5	64	177	89	1133-20.6
MARION	79	79	3217	590-1341	.440	90-265	.340	228-268	.851	212-525	737	214	203-1	167	156	104	1498-19.0
JOHNSON	82	77	3331	555-1291	.430	83-272	.305	174-232	.750	80-305	385	362	177-1	93	199	26	1367-16.7
HARDWAY	34	10	876	120-271	.443	14-35	.400	42-49	.857	27-71	98	97	65-1	28	42	8	296-8.7
BARBOSA	70	46	1500	210-470	.447	83-210	.395	47-61	.770	23-100	123	165	184-6	93	120	7	550-7.9
WILLIAMS	16	10	267	53-101	.525	2-2	1.000	9-13	.692	23-49	72	6	45-0	15	6	7	117-7.3
MCDESS (PHX)	24	14	506	61-126	.484	0-0	—	16-31	.516	39-99	138	16	71-5	25	30	13	138-5.8
EISLEY (PHX)	34	0	727	86-249	.345	24-78	.308	44-53	.830	13-50	63	117	52-0	26	48	2	240-7.1
VOSKUHL	66	43	1606	152-300	.507	0-0	—	134-181	.740	123-220	343	57	258-8	42	77	25	438-6.6
JACOBSEN	78	13	1828	150-360	.417	75-180	.417	91-111	.820	42-159	201	98	144-0	48	68	9	466-6.0
LAMPE	21	0	224	43-88	.489	0-4	.000	10-13	.769	9-35	44	9	28-0	3	15	3	96-4.6
WHITE (PHX)	61	17	861	99-189	.524	0-0	—	63-126	.500	97-164	261	7	176-4	25	65	50	261-4.3
CABARKAPA	49	4	570	81-197	.411	6-32	.188	35-53	.660	26-73	99	40	75-0	10	54	13	203-4.1
HARVEY (PHX)	36	7	438	53-112	.473	0-0	—	35-44	.795	19-73	92	13	85-0	14	23	16	141-3.9
GUGLIOTTA	30	3	304	31-99	.313	0-1	.000	6-8	.750	15-41	56	21	34-0	14	20	4	68-2.3
ARCHIBALD	1	0	6	0-1	.000	0-0	—	1-2	.500	0-1	1	1	1-0	0	1	0	1-1.0
KNIGHT	3	0	19	1-3	.333	0-0	—	0-0	—	0-3	3	4	1-0	3	3	1	2-0.7
TRYBANSKI	4	0	10	0-2	.000	0-0	—	0-0	—	0-1	1	0	1-0	0	2	1	0-0.0
SUNS	82	19730	2958-6671	.443	415-1202	.345	1392-1865	.746	924-2406	3330	1586	1862-31	734	1249	383	7723-94.2	
OPPONENTS	82	19730	2975-6671	.446	479-1374	.349	1601-2093	.765	1038-2550	3588	1760	1589-3	649	1304	431	8030-97.9	

# Season Review 04-05

**RECORD****62-20**

The Phoenix Suns posted one of the most remarkable turnarounds in NBA history under the direction of new majority owner **Robert Sarver** and became only the second team in NBA history (1979-80 Boston Celtics) to post a 60-win season following a 50-loss season. Prior to the start of the season, few could have predicted what would ensue... best record in the NBA, the third-greatest turnaround in league history, a franchise-record tying 62 regular season victories, including a remarkable 31-10 road record, the team's first trip to the Western Conference Finals since 1993, and NBA MVP (**Steve Nash**), Coach of the Year (**Mike D'Antoni**) and Executive of the Year (**Bryan Colangelo**) individual honors.

Aided by the offseason signings of Nash and **Quentin Richardson**, the Suns jumped out to a 31-4 start and never looked back. The two teamed with **Amar'e Stoudemire**, **Shawn Marion** and **Joe Johnson** to form one of the most explosive starting fives in the NBA in recent memory. The club's high-octane offense posted the league's highest scoring average in a decade (110.4) and broke the NBA record for most three-pointers made in a single season (796).

The surprising Suns were well represented at the 2005 All-Star Weekend in Denver with the entire starting five in attendance, including the outstanding trio of Nash, Stoudemire and Marion in the main event. Nash was the catalyst for the Suns' 33-game improvement and was rewarded by becoming only the second Suns player (**Charles Barkley**, 1992-93) to be named NBA MVP after averaging 15.5 points and a career-high 11.5 assists. In only his third NBA season, Stoudemire averaged a team-high 26.0 points, trailing only **Tom Chambers'** franchise-best 27.2 scoring average set in 1989-90. Marion, who averaged 19.4 points and a career-high 11.3 rebounds, became only the second player ever (David Robinson, 1991-92) to rank in the top five in the league in rebounding and steals.

After locking up home-court advantage throughout the playoffs, the top-seeded Suns earned their first sweep ever in a best-of-seven series by ousting the Memphis Grizzlies in the first round. Then despite losing Johnson to a devastating orbital bone fracture that sidelined him for the remainder of the Western Conference Semifinals in Game 2, the Suns bounced back in spectacular fashion to knock off the Dallas Mavericks in a thrilling six-game series. The eventual NBA Champion San Antonio Spurs knocked off the Suns 4-1 in the Western Conference Finals.



**FRONT ROW:** Assistant Athletic Trainer Mike Elliott, Strength Coach/Assistant Trainer Erik Phillips, Athletic Trainer Aaron Nelson, Head Coach Mike D'Antoni, Steve Nash, Joe Johnson, Shawn Marion, Quentin Richardson, Jim Jackson, Leandro Barbosa, Assistant Coach Phil Weber, Equipment Manager Rich Howell, Assistant Equipment Manager Jay Gaspar. **BACK ROW:** Assistant Coach/NBA Scout Todd Quinter, Assistant Coach Marc Iavaroni, Bo Outlaw, Walter McCarty, Jake Voskuhl, Steven Hunter, Paul Shirley, Amar'e Stoudemire, Assistant Coach Alvin Gentry, Video Coordinator Noel Gillespie.

DATE	OPPONENT	ATTEND.	SCORE	REC.	W/L	DATE	OPPONENT	ATTEND.	SCORE	REC.	W/L
11/3	ATLANTA	18,422	112-82	1-0	W	1/23	NEW JERSEY	18,139	113-105	32-10	W
11/5	@PHILADELPHIA	19,385	108-98	2-0	W	1/25	@NEW YORK	18,680	133-118	33-10	W
11/6	@NEW JERSEY	13,254	112-80	3-0	W	1/26	@MILWAUKEE	13,847	121-115	34-10	W
11/9	@CHICAGO	17,595	94-74	4-0	W	1/28	@BOSTON	17,109	128-119	35-10	W
11/10	@CLEVELAND	15,190	109-114*	4-1	L	1/30	@TORONTO	19,800	123-105	36-10	W
11/13	SACRAMENTO	18,422	111-113	4-2	L	2/1	@MEMPHIS	16,637	97-108	36-11	L
11/16	@DALLAS	20,238	107-101	5-2	W	2/2	@MINNESOTA	17,179	108-79	37-11	W
11/17	@NEW ORLEANS	11,359	95-84	6-2	W	2/5	NEW YORK	18,422	114-106	38-11	W
11/19	L.A. LAKERS	18,422	107-102	7-2	W	2/8	@SACRAMENTO	17,317	125-123	39-11	W
11/21	@L.A. CLIPPERS	17,077	122-112	8-2	W	2/11	SEATTLE	18,422	105-113	39-12	L
11/22	CHICAGO	15,285	100-82	9-2	W	2/13	@GOLDEN STATE	16,544	106-102*	40-12	W
11/24	MILWAUKEE	15,088	111-104	10-2	W	2/14	UTAH	18,422	136-128	41-12	W
11/26	NEW ORLEANS	17,986	95-86	11-2	W	2/17	DALLAS	18,422	113-119	41-13	L
11/30	@UTAH	17,336	115-102	12-2	W	2/23	L.A. CLIPPERS	18,221	118-101	42-13	W
12/1	CLEVELAND	14,795	120-101	13-2	W	2/26	@DALLAS	20,435	124-123	43-13	W
12/3	MINNESOTA	16,915	93-97	13-3	L	2/27	BOSTON	18,422	113-120*	43-14	L
12/5	@PORTLAND	16,128	121-99	14-3	W	3/3	DETROIT	18,422	100-97	44-14	W
12/7	GOLDEN STATE	14,272	118-104	15-3	W	3/5	PORTLAND	18,422	129-116	45-14	W
12/8	@L.A. LAKERS	18,997	113-110	16-3	W	3/6	@SEATTLE	17,072	110-99	46-14	W
12/10	CHARLOTTE	17,105	115-106	17-3	W	3/9	SAN ANTONIO	18,422	107-101	47-14	W
12/13	ORLANDO	14,228	121-100	18-3	W	3/11	HOUSTON	18,422	107-127	47-15	L
12/15	UTAH	14,908	108-86	19-3	W	3/13	@DENVER	19,556	106-101	48-15	W
12/17	@SEATTLE	17,072	112-110	20-3	W	3/18	GOLDEN STATE	18,422	100-110	48-16	L
12/18	WASHINGTON	16,948	110-96	21-3	W	3/20	@MEMPHIS	18,119	97-91	49-16	W
12/20	@DENVER	19,609	107-105	22-3	W	3/22	@ATLANTA	14,521	105-94	50-16	W
12/23	MEMPHIS	17,422	109-102	23-3	W	3/23	@CHARLOTTE	11,664	120-105	51-16	W
12/26	TORONTO	18,422	106-94	24-3	W	3/25	@MIAMI	20,278	115-125	51-17	L
12/28	@SAN ANTONIO	18,797	94-115	24-4	L	3/26	@ORLANDO	17,283	118-116	52-17	W
12/29	@NEW ORLEANS	16,905	107-96	25-4	W	3/28	DENVER	18,422	123-114	53-17	W
1/2	PORTLAND	18,166	117-98	26-4	W	3/30	PHILADELPHIA	18,422	116-87	54-17	W
1/4	@MINNESOTA	18,132	122-115	27-4	W	4/1	MINNESOTA	18,422	107-98	55-17	W
1/5	@HOUSTON	15,258	108-98	28-4	W	4/3	@HOUSTON	18,203	91-78	56-17	W
1/8	@L.A. CLIPPERS	17,664	108-91	29-4	W	4/5	L.A. LAKERS	18,422	125-99	57-17	W
1/9	INDIANA	18,422	124-89	30-4	W	4/8	@GOLDEN STATE	20,043	119-127	57-18	L
1/11	MIAMI	18,422	122-107	31-4	W	4/9	HOUSTON	18,422	97-98	57-19	L
1/12	@UTAH	19,209	108-115	31-5	L	4/11	@L.A. LAKERS	18,997	108-97	58-19	W
1/14	@INDIANA	18,345	83-101	31-6	L	4/12	NEW ORLEANS	17,616	99-85	59-19	W
1/15	@WASHINGTON	20,173	103-108	31-7	L	4/15	L.A. CLIPPERS	18,422	98-91	60-19	W
1/17	@DETROIT	22,076	80-94	31-8	L	4/16	SACRAMENTO	18,422	116-98	61-19	W
1/19	MEMPHIS	18,422	79-88	31-9	L	4/18	DENVER	18,422	128-114	62-19	W
1/21	SAN ANTONIO	18,422	123-128*	31-10	L	4/20	@SACRAMENTO	17,317	107-132	62-20	L

\*Overtime

## 04-05 Final Statistics

PLAYER	G	GS	MIN	3 PT				REBOUNDS				AST	PF-DQ	STL	TO	BLK	PTS-AVG
				FGM-FGA	PCT	FGM-FGA	PCT	FTM-FTA	PCT	OR-DR	TOT						
STOUDEMIRE	80	80	2889	747-1336	.559	3-16	.188	583-795	.733	219-494	713	131	278-5	77	189	130	2080-26.0
MARION	81	81	3146	613-1289	.476	114-341	.334	229-275	.833	235-680	915	154	199-0	163	125	119	1569-19.4
JOHNSON	82	82	3240	544-1179	.461	177-370	.478	135-180	.750	120-302	422	291	167-0	79	148	24	1400-17.1
NASH	75	75	2573	430-857	.502	94-218	.431	211-238	.887	57-192	249	861	136-0	74	245	6	1165-15.5
RICHARDSON	79	78	2839	407-1045	.389	226-631	.358	136-184	.739	91-388	479	158	197-4	96	102	27	1176-14.9
JACKSON (TOT)	64	27	1987	248-582	.426	122-295	.414	54-58	.931	33-236	269	183	153-1	35	115	5	672-10.5
JACKSON (PHO)	40	3	997	130-299	.435	68-148	.459	24-25	.960	23-313	154	97	86-0	12	59	4	352-8.8
JARBOSA	63	6	1087	168-354	.475	51-139	.367	55-69	.797	32-98	130	126	127-0	30	87	7	442-7.0
JACOBSEN	40	0	768	65-157	.414	34-89	.382	48-62	.774	17-50	67	37	56-0	11	27	1	212-5.3
HUNTER	76	3	1046	135-220	.614	0-1	.000	78-163	.479	98-129	227	13	131-1	4	44	102	348-4.6
MCCARTY (TOT)	72	0	906	95-235	.404	55-155	.355	15-29	.517	29-109	138	37	144-1	25	36	5	260-3.6
MCCARTY (PHO)	28	0	353	33-85	.388	25-65	.385	7-14	.500	8-53	61	11	59-1	10	19	6	98-3.5
CABARKAPA	3	0	11	4-7	.571	0-0	—	1-1	1.000	2-1	3	0	0-0	0	0	0	9-3.0
PARKER (TOT)	16	1	144	18-43	.419	3-13	.231	9-13	.692	4-8	12	15	16-0	5	19	0	48-3
PARKER (PHO)	5	0	34	7-15	.467	1-4	.250	0-0	—	2-1	3	4	3-0	2	9	0	15-3.0
LAMPE	16	0	119	17-49	.347	2-3	.667	8-12	.667	9-23	32	1	20-0	1	10	2	44-2.8
VOSKUHL	38	1	360	27-59	.458	0-0	—	26-38	.684	30-62	92	17	60-0	4	20	11	80-2.1
TABUSE	4	0	17	1-6	.167	1-1	1.000	4-4	1.000	2-2	4	3	1-0	0	1	0	7-1.8
VROMAN	10	1	57	6-16	.375	0-0	—	4-7	.571	5-8	13	7	11-0	3	7	2	16-1.6
SHIRLEY	9	0	30	5-11	.455	0-0	—	2-4	.500	1-1	2	3	3-0	0	1	0	12-1.3
OUTLAW	39	0	214	12-34	.353	0-0	—	5-9	.556	16-37	53	13	29-0	6	8	12	29-0.7
SUNS	82		19780	3351-7018	.477	796-2026	.393	1556-2080	.748	967-2652	3619	1927	1563-11	572	1125	453	9054-110.4
OPPONENTS	82		19780	3328-7485	.445	494-1476	.335	1320-1775	.744	1233-2550	3783	1741	1750-13	627	1131	342	8470-103.3

# Season Review 05-06

A resilient and determined Phoenix Suns team advanced to the Western Conference Finals for the second year in a row after overcoming numerous obstacles.

**RECORD**
**54-28**

An unfortunate preseason knee injury to All-Star **Amar'e Stoudemire** and an overhauled roster had critics dismissing the Suns as a playoff contender, but the run-and-gun Suns won their second consecutive Pacific Division title for the first time in franchise history. Despite returning only three active players from the 2004-05 roster (**Steve Nash**, **Shawn Marion**, **Leandro Barbosa**) and the loss of the NBA's fifth-leading scorer (Stoudemire), Phoenix became the first team in NBA history to lead the league in scoring (108.4), field goal percentage (.479), three-point field goal percentage (.399) and free-throw percentage (.806).

Nash directed an explosive offense that featured seven players who recorded career years in scoring. For his efforts, Nash was awarded his second consecutive NBA MVP award after posting career highs in scoring (18.8), rebounds (4.2), field goal percentage (.512), free throw percentage (franchise-record .921) and minutes played (35.4). Equally impressive was teammate Marion, who enjoyed a career year, posting career highs in scoring (21.8), rebounds (11.8), blocks (1.69), double-doubles (60) and field goal percentage (.525). Perhaps, the biggest surprise was the emergence of newcomer **Boris Diaw**, who came to Phoenix from Atlanta in the Joe Johnson sign-and-trade deal, and became the second player (**Kevin Johnson**, 1988-89) in franchise history to be named the NBA's Most Improved Player after averaging 13.3 points, 6.9 rebounds and 6.2 assists.

After locking up the No. 2 seed in the Western Conference playoffs, the Suns became only the eighth team in NBA history to wipe out a 3-1 deficit and defeat the L.A. Lakers in the first round. In yet another grueling seven-game series, Phoenix ousted the L.A. Clippers in the conference semifinals and took a stunning 1-0 lead in the Western Conference Finals with a 121-118 road win in Dallas on May 24. Unfortunately, the win came at a cost. Starting guard **Raja Bell** suffered a left calf strain late in the game that hampered the team's inspirational leader the rest of the series as the pesky Suns finally bowed out in six games.

On Jan. 6, 2006, America West Arena, the Suns home since 1992-93, was officially renamed the US Airways Center.



**FRONT ROW:** Video Coordinator Noel Gillespie, Assistant Video Coordinator Jason March, Assistant Athletic Trainer Mike Elliott, Strength Coach/Assistant Trainer Erik Phillips, Athletic Trainer Aaron Nelson, Equipment Managers Jay Gaspar and Rich Howell. **MIDDLE ROW:** Assistant Coach Phil Weber, Head Coach Mike D'Antoni, Eddie House, Leandro Barbosa, Raja Bell, Shawn Marion, Dijon Thompson, Steve Nash, Andre Barrett, Assistant Coach Alvin Gentry, Assistant Coach Marc Iavaroni, Assistant Coach Dan D'Antoni. **BACK ROW:** James Jones, Boris Diaw, Pat Burke, Nikoloz Tskitishvili, Amar'e Stoudemire, Kurt Thomas, Brian Grant, Tim Thomas.

# ALL FOR ORANGE

DATE	OPPONENT	ATTEND.	SCORE	REC.	W/L	DATE	OPPONENT	ATTEND.	SCORE	REC.	W/L
11/1	DALLAS	17,961	108-111**	0-1	L	1/26	@MIAMI	20,025	107-98	27-15	W
11/3	@L.A. LAKERS	18,997	122-112	1-1	W	1/27	@ATLANTA	13,557	110-106	28-15	W
11/5	@UTAH	18,609	97-88	2-1	W	1/29	@CLEVELAND	20,562	106-113	28-16	L
11/6	SACRAMENTO	17,298	117-118	2-2	L	1/31	@PHILADELPHIA	15,732	123-99	29-16	W
11/10	DETROIT	17,663	104-111	2-3	L	2/1	@BOSTON	15,019	102-94	30-16	W
11/12	GOLDEN STATE	16,562	101-86	3-3	W	2/4	CHICAGO	18,422	118-101	31-16	W
11/16	MEMPHIS	15,808	103-115	3-4	L	2/6	MINNESOTA	17,912	101-103	31-17	L
11/18	UTAH	16,332	102-94	4-4	W	2/8	MEMPHIS	17,801	108-102	32-17	W
11/19	@SAN ANTONIO	18,797	91-97	4-5	L	2/10	SACRAMENTO	18,422	112-104	33-17	W
11/22	TORONTO	16,259	90-82	5-5	W	2/15	@DENVER	18,182	116-101	34-17	W
11/23	@HOUSTON	18,059	100-88	6-5	W	2/16	HOUSTON	18,327	109-75	35-17	W
11/25	NEW JERSEY	18,068	92-81	7-5	W	2/22	BOSTON	18,422	103-94	36-17	W
11/30	INDIANA	16,674	109-91	8-5	W	2/25	CHARLOTTE	18,422	136-121	37-17	W
12/2	DENVER	17,852	102-97	9-5	W	2/27	@HOUSTON	13,521	111-94	38-17	W
12/4	ATLANTA	16,992	112-94	10-5	W	3/1	MILWAUKEE	17,701	123-110	39-17	W
12/6	PORTLAND	15,102	130-85	11-5	W	3/3	ORLANDO	18,422	123-118	40-17	W
12/7	@GOLDEN STATE	17,389	118-110	12-5	W	3/5	@DALLAS	20,340	115-107	41-17	W
12/9	NEW YORK	18,207	85-81	13-5	W	3/6	@N.O./OKLA. CITY	19,207	101-88	42-17	W
12/10	@L.A. CLIPPERS	17,033	91-101	13-6	L	3/9	SAN ANTONIO	18,422	93-117	42-18	L
12/12	N.O./OKLA. CITY	15,547	87-91	13-7	L	3/11	MINNESOTA	18,422	110-102	43-18	W
12/14	@DALLAS	19,731	96-102	13-8	L	3/12	@PORTLAND	18,896	101-111	43-19	L
12/16	@N.O./OKLA. CITY	7,302	101-88	14-8	W	3/14	@SEATTLE	16,841	129-120	44-19	W
12/17	@MEMPHIS	16,375	87-91	14-9	L	3/15	L.A. CLIPPERS	18,422	126-95	45-19	W
12/20	SEATTLE	17,590	111-83	15-9	W	3/17	@SAN ANTONIO	18,797	102-108	45-20	L
12/23	WASHINGTON	18,265	111-112	15-10	L	3/21	@UTAH	18,948	99-107	45-21	L
12/26	@MINNESOTA	17,197	103-89	16-10	W	3/23	PORTLAND	18,422	125-108	46-21	W
12/28	@WASHINGTON	16,424	104-99	17-10	W	3/25	DENVER	18,422	107-96	47-21	W
12/30	@CHARLOTTE	18,201	110-100	18-10	W	3/27	@NEW JERSEY	18,467	72-110	47-22	L
12/31	@CHICAGO	22,165	107-98*	19-10	W	3/28	@MILWAUKEE	15,573	110-132	47-23	L
1/2	@NEW YORK	19,763	133-140***	19-11	L	3/30	@INDIANA	18,345	114-104	48-23	W
1/4	PHILADELPHIA	18,301	105-85	20-11	W	3/31	@TORONTO	19,800	140-126	49-23	W
1/6	MIAMI	18,422	111-93	21-11	W	4/2	@DETROIT	22,076	102-109	49-24	L
1/7	SAN ANTONIO	18,422	91-86	22-11	W	4/5	L.A. CLIPPERS	18,422	105-119	49-25	L
1/10	@DENVER	14,492	137-139***	22-12	L	4/7	L.A. LAKERS	18,422	107-96	50-25	W
1/12	GOLDEN STATE	18,037	112-99	23-12	W	4/9	@SEATTLE	16,861	114-116	50-26	L
1/14	CLEVELAND	18,422	115-106	24-12	W	4/11	@SACRAMENTO	17,317	123-110	51-26	W
1/17	@SACRAMENTO	17,317	90-119	24-13	L	4/13	DALLAS	18,422	117-104	52-26	W
1/18	@L.A. CLIPPERS	16,888	112-102	25-13	W	4/14	@GOLDEN STATE	18,618	102-110	52-27	L
1/20	L.A. LAKERS	18,422	106-93	26-13	W	4/16	@L.A. LAKERS	18,997	89-109	52-28	L
1/22	SEATTLE	18,294	149-152**	26-14	L	4/17	N.O./OKLA. CITY	18,422	115-78	53-28	W
1/24	@ORLANDO	15,791	102-111	26-15	L	4/19	@PORTLAND	19,272	106-96	54-28	W

\*Overtime

## 05-06 Final Statistics

PLAYER	G	GS	MIN	3 PT				REBOUNDS				AST	PF-DQ	STL	TO	BLK	PTS-AVG
				FGM-FGA	PCT	FGM-FGA	PCT	FTM-FTA	PCT	OR-DR	TOT						
MARION	81	81	3263	716-1365	.525	96-290	.331	241-298	.809	249-710	959	143	223-2	160	125	137	1769-21.8
NASH	79	79	2796	541-1056	.512	150-342	.439	257-279	.921	47-286	333	826	120-1	61	276	12	1489-18.8
BELL	79	79	2959	425-930	.457	197-446	.442	115-146	.788	44-209	253	207	248-5	76	89	22	1162-14.7
DIAW	81	70	2874	449-853	.526	8-30	.267	174-238	.731	159-399	558	503	260-5	58	189	85	1080-13.3
BARBOSA	57	11	1592	273-567	.481	87-196	.444	111-147	.755	31-119	150	158	145-3	48	89	6	744-13.1
T. THOMAS (TOT)	29	10	665	113-262	.431	46-111	.414	28-42	.667	22-109	131	20	78-0	16	33	7	300-10.3
T. THOMAS (PHO)	26	10	634	107-246	.435	45-105	.429	28-42	.667	22-105	127	18	77-0	16	32	6	287-11.0
HOUSE	81	0	1421	320-759	.422	123-316	.389	33-41	.805	15-117	132	148	96-0	42	76	12	796-9.8
JONES	75	24	1772	243-581	.418	110-285	.386	103-121	.851	44-209	253	57	142-0	38	35	49	699-9.3
STOUDEMIRE	3	3	50	9-27	.333	0-1	.000	8-9	.889	6-10	16	2	4-0	1	1	3	26-8.7
K. THOMAS	53	50	1411	190-391	.486	0-0	---	75-92	.815	102-313	415	57	193-5	23	57	54	455-8.6
BARRETT	2	0	21	3-7	.429	0-1	.000	3-3	1.000	1-2	3	2	1-0	0	1	0	9-4.5
JACKSON	27	1	420	38-129	.295	14-63	.222	9-13	.692	11-53	64	31	46-0	10	30	6	99-3.7
BURKE	42	0	346	63-127	.496	2-7	.286	13-21	.619	21-52	73	16	62-2	6	33	13	141-3.4
GRANT	21	2	248	27-65	.415	0-0	---	7-8	.875	11-46	57	7	45-0	5	7	3	61-2.9
THOMPSON	10	0	43	11-25	.440	4-11	.364	2-2	1.000	4-7	11	1	6-0	3	2	1	28-2.8
TSKITSHVILI (TOT)	17	0	99	13-37	.351	1-3	.333	9-14	.643	9-13	22	3	8-0	1	6	2	36-2.1
TSKITSHVILI (PHO)	12	0	86	12-33	.364	1-3	.333	8-12	.667	9-11	20	3	8-0	1	4	2	33-2.8
FORD	3	0	13	2-3	.667	0-0	---	0-0	---	1-2	3	0	7-0	0	2	1	4-1.3
DAVIS (TOT)	6	0	17	2-7	.286	0-2	.000	2-3	.667	3-1	4	1	3-0	2	1	0	6-1.0
DAVIS (PHO)	1	0	5	1-3	.333	0-1	.000	2-3	.667	1-0	1	0	0-0	1	0	0	4-4.0
SUNS	82	-	19955	3430-7167	.479	837-2097	.399	1189-1475	.806	778-2650	3428	2179	1683-23	549	1088	412	8886-108.4
OPPONENTS	82	-	19955	3243-7141	.454	516-1423	.363	1429-1956	.731	1028-2735	3763	1546	1623-9	591	1218	282	8431-102.8

# Season Review 06-07

After making back-to-back trips to the Western Conference Finals, expectations for the 2006-07 Phoenix Suns were incredibly high, and the team did little to disappoint.

**RECORD**
**61-21**

The Suns captured their third consecutive Pacific Division title (sixth in club history) and finished with the NBA's second-best record (61-21), marking the third 60-win season in franchise history (second since 2004). The season included two of the team's longest win streaks in franchise history (17, 15). In doing so, Phoenix became just the fifth team in NBA history to post two separate win streaks of 14 or more in a single season and the first team since the 1999-2000 Los Angeles Lakers.

Led by reigning two-time NBA MVP **Steve Nash**, who posted career highs in assists, field goal percentage and three-point field goal percentage, the Suns led the NBA in points per game, field goal percentage, free-throw percentage and three-point percentage for the second consecutive year. Phoenix clearly benefited from the healthy return of **Amar'e Stoudemire**, who joined Nash as a selection on the All-NBA First Team. Nash, Stoudemire and **Shawn Marion** represented the club at the 2007 NBA All-Star Game in Las Vegas, marking only the third time in franchise history the club has sent a trio of players to the All-Star Game. **Leandro Barbosa** became just the fourth player in team history to be named the NBA's Sixth Man of the Year after averaging a career-high 18.1 points. **Raja Bell** was named to the All-NBA Defensive First Team and his career-high 205 three-pointers made tied him with Gilbert Arenas for the league lead.

The Suns entered the postseason with the No. 2 seed in the Western Conference and easily dispatched Kobe Bryant and the Los Angeles Lakers in five games in a rematch of the 2006 first-round playoff series. With the top-seeded Dallas Mavericks getting eliminated in the first round of the playoffs against the Golden State Warriors, Phoenix was ensured of having home-court advantage throughout the remainder of the playoffs, but a difficult Western Conference Semifinals series against the San Antonio Spurs was looming. Phoenix earned a split in the first four games of the series, but the Suns were hamstrung by the controversial one-game suspensions of Stoudemire and **Boris Diaw** for Game 5 in Phoenix. They were suspended after leaving "the immediate vicinity of their bench" and responding to Robert Horry's hard foul on Nash with 18 seconds remaining in the fourth period of the Suns' 104-98 win over the Spurs in Game 4. A shorthanded Suns team nearly defeated the Spurs in Game 5 (88-85), but a late fourth-quarter rally fell just short in Game 6 in Alamo City. It marked the third time in the last five seasons the Spurs ended the Suns season and went on to win the NBA championship.



**FRONT ROW:** Athletic Trainer Aaron Nelson, Strength Coach/Assistant Trainer Erik Phillips, Assistant Athletic Trainer Mike Elliott, Equipment Manager Jay Gaspar, Assistant Video Coordinator Jason March, Video Coordinator Noel Gillespie. **MIDDLE ROW:** Assistant Coach Phil Weber, Head Coach Mike D'Antoni, Shawn Marion, Jalen Rose, Marcus Banks, Steve Nash, Leandro Barbosa, Raja Bell, Eric Piatkowski, Assistant Coach Marc Iavaroni, Assistant Coach Alvin Gentry, Assistant Coach Dan D'Antoni. **BACK ROW:** Pat Burke, Jumaane Jones, Kurt Thomas, Sean Marks, Amar'e Stoudemire, Boris Diaw, James Jones.



DATE	OPPONENT	ATTEND.	SCORE	REC.	W/L	DATE	OPPONENT	ATTEND.	SCORE	REC.	W/L
10/31	@L.A. LAKERS	18,997	106-114	0-1	L	1/24	@NEW YORK	19,763	112-107	34-8	W
11/1	L.A. CLIPPERS	18,422	112-104	1-1	W	1/26	@MILWAUKEE	18,717	98-90	35-8	W
11/3	UTAH	18,422	104-108	1-2	L	1/28	@CLEVELAND	20,562	115-100	36-8	W
11/4	@L.A. CLIPPERS	18,643	108-114	1-3	L	1/29	@MINNESOTA	16,221	112-121	36-9	L
11/8	@SAN ANTONIO	18,797	106-111*	1-4	L	2/1	SAN ANTONIO	18,422	103-87	37-9	W
11/9	DALLAS	18,422	112-119	1-5	L	2/3	UTAH	18,422	105-108	37-10	L
11/11	MEMPHIS	18,422	96-87	2-5	W	2/5	@DENVER	19,155	113-108	38-10	W
11/17	PHILADELPHIA	18,422	106-94	3-5	W	2/6	@PORTLAND	17,171	109-102	39-10	W
11/18	@UTAH	19,911	117-120*	3-6	L	2/9	ATLANTA	18,422	111-120	39-11	L
11/20	@GOLDEN STATE	18,078	113-110	4-6	W	2/11	CHICAGO	18,422	103-116	39-12	L
11/22	N.O./OKLA. CITY	18,422	92-83	5-6	W	2/14	@SEATTLE	16,809	90-114	39-13	L
11/24	NEW JERSEY	18,422	99-93	6-6	W	2/20	@L.A. CLIPPERS	19,898	115-90	40-13	W
11/26	@PORTLAND	16,710	119-101	7-6	W	2/21	BOSTON	18,422	118-108	41-13	W
11/29	HOUSTON	18,422	102-91	8-6	W	2/23	@MINNESOTA	20,196	116-104	42-13	W
12/1	MILWAUKEE	18,422	122-116	9-6	W	2/25	@ATLANTA	18,022	115-106	43-13	W
12/5	SACRAMENTO	18,422	127-102	10-6	W	2/27	@INDIANA	13,742	103-92	44-13	W
12/7	@NEW JERSEY	16,966	161-157**	11-6	W	2/28	@PHILADELPHIA	15,914	94-99	44-14	L
12/8	@BOSTON	18,624	116-111	12-6	W	3/2	INDIANA	18,422	115-90	45-14	W
12/10	@CHARLOTTE	13,571	114-84	13-6	W	3/4	L.A. LAKERS	18,422	99-94	46-14	W
12/11	@ORLANDO	16,533	103-89	14-6	W	3/7	CHARLOTTE	18,422	115-106	47-14	W
12/13	@MIAMI	19,600	99-89	15-6	W	3/9	N.O./OKLA. CITY	18,422	104-103	48-14	W
12/15	GOLDEN STATE	18,422	105-101	16-6	W	3/12	HOUSTON	18,422	103-82	49-14	W
12/16	@SACRAMENTO	17,317	105-98	17-6	W	3/14	@DALLAS	20,525	129-127**	50-14	W
12/19	TORONTO	18,422	115-98	18-6	W	3/16	DETROIT	18,422	83-105	50-15	L
12/20	@DENVER - POSTPONED-SEVERE WEATHER CONDITIONS (MADE UP 2/5)					3/17	@DENVER	19,809	107-131	50-16	L
12/22	WASHINGTON	18,422	139-144*	18-7	L	3/20	MINNESOTA	18,422	108-90	51-16	W
12/26	PORTLAND	18,422	110-87	19-7	W	3/22	SACRAMENTO	18,422	118-100	52-16	W
12/28	@DALLAS	20,483	99-101	19-8	L	3/25	@SACRAMENTO	17,317	100-107	52-17	L
12/29	NEW YORK	18,422	108-86	20-8	W	3/26	MEMPHIS	18,422	105-87	53-17	W
12/31	@DETROIT	22,076	108-101	21-8	W	3/29	@GOLDEN STATE	19,596	119-124	53-18	L
1/2	@CHICAGO	22,853	97-96	22-8	W	3/30	DENVER	18,422	125-108	54-18	W
1/3	@TORONTO	20,063	100-98	23-8	W	4/1	DALLAS	18,422	126-104	55-18	W
1/5	MIAMI	18,422	108-80	24-8	W	4/3	@MEMPHIS	14,863	116-111	56-18	W
1/7	GOLDEN STATE	18,422	128-105	25-8	W	4/5	@SAN ANTONIO	18,797	85-92	56-19	L
1/9	SEATTLE	18,422	113-102	26-8	W	4/6	@N.O./OKLA. CITY	19,164	103-95	57-19	W
1/11	CLEVELAND	18,422	109-90	27-8	W	4/8	@L.A. LAKERS	18,997	115-107	58-19	W
1/13	ORLANDO	18,422	107-101	28-8	W	4/11	SEATTLE	18,422	109-91	59-19	W
1/15	@MEMPHIS	18,119	137-122	29-8	W	4/13	L.A. LAKERS	18,422	93-85	60-19	W
1/17	@HOUSTON	18,244	100-91	30-8	W	4/14	@UTAH	19,911	126-98	61-19	W
1/19	PORTLAND	18,422	106-101	31-8	W	4/16	@HOUSTON	18,375	117-120	61-20	L
1/21	MINNESOTA	18,422	131-102	32-8	W	4/17	L.A. CLIPPERS	18,422	99-103	61-21	L
1/23	@WASHINGTON	20,173	127-105	33-8	W						

\*Overtime

## 06-07 Final Statistics

PLAYER	G	GS	MIN	3 PT			REBOUNDS			PF-DQ	STL	TO	BLK	PTS-AVG
				FGM-FGA	PCT	FTM-FTA	OR-DR	TOT	AST					
STOUDEMIRE	82	78	2689	607-1055	.575	0-3	.000	457-585	.781	222-564	786	84	295-7	1671-20.4
NASH	76	76	2682	517-971	.532	156-343	.455	222-247	.899	30-239	269	884	117-0	1412-18.6
BARBOSA	80	18	2613	529-1111	.476	190-438	.434	196-232	.845	22-192	214	317	210-3	1444-18.1
MARION	80	80	3010	561-1071	.524	80-252	.317	201-248	.810	172-613	785	134	216-3	1403-17.5
BELL	78	78	2917	410-950	.432	205-496	.413	118-152	.776	48-203	251	196	233-5	1143-14.7
DIAW	73	59	2268	306-569	.538	15-45	.333	82-120	.683	91-226	317	352	177-6	709-9.7
JA. JONES	76	7	1376	162-440	.368	90-238	.378	71-81	.877	33-143	176	45	115-1	485-6.4
BANKS	45	1	503	84-196	.429	5-29	.172	48-60	.800	10-28	38	60	70-0	221-4.9
THOMAS	67	13	1208	126-259	.486	0-1	.000	56-71	.789	86-293	379	24	156-2	308-4.6
ROSE	29	0	246	38-86	.442	21-47	.447	11-12	.917	3-20	23	16	22-0	108-3.7
BURKE	23	0	164	23-65	.354	6-22	.273	8-13	.615	12-35	47	5	19-0	60-2.6
PIATKOWSKI	11	0	73	9-25	.360	7-18	.389	2-2	1.000	2-7	9	4	6-0	27-2.5
JU. JONES	18	0	138	14-51	.275	10-32	.313	2-2	1.000	6-17	23	1	19-0	40-2.2
MARKS	3	0	17	2-6	.333	0-1	.000	2-2	1.000	0-3	3	0	4-0	6-2.0
SUNS	82	-	19905	3388-6855	.494	785-1965	.399	1476-1827	.808	737-2583	3320	2122	1659-27	553 1189 394 9037-110.2
OPPONENTS	82	-	19905	3238-7087	.457	504-1387	.363	1458-1902	.767	1008-2504	3512	1548	1759-21	566 1242 304 8438-102.9

# Season Review 07-08

**RECORD****55-27**

The 2007-08 Phoenix Suns continued an era of unprecedented success in the franchise's history. Despite undergoing a 7-foot-1, 321-pound midseason makeover with the addition of four-time NBA Champion **Shaquille O'Neal**, the Suns won 55 games to complete the winningest four-season stretch in team history with 232 victories from 2004-05 to 2007-08.

With the offseason announcement of five-time NBA Champion **Steve Kerr** as the team's President of Basketball Operations and General Manager, and the free-agent signing of seven-time All-Star **Grant Hill**, the Suns won at least 54 games for the franchise-record fourth consecutive season. Phoenix was once again among the league's scoring leaders, averaging more than 110 points for the third time in the last four seasons.

The Suns were led by the All-Star tandem of **Steve Nash** and **Amar'e Stoudemire**, who earned their sixth and third berths, respectively. Among the league's greatest passers, Nash finished second in the NBA in assists (11.1) and continued to establish himself as one of the game's best shooters, setting a career-high in three-pointers (179, 6th-NBA) for the second-straight season and shooting a career-high three-point percentage (.470, 2nd-NBA). Stoudemire became the first NBA player since Tim Duncan in 2001-02 to average 25 points (team-high 25.2, 5th-NBA), nine rebounds (team-best 9.1, 19th-NBA) and two blocks (career-high and team-best 2.06, 6th-NBA).

The Suns rocked the NBA on Feb. 6, 2008, when they acquired 14-time All-Star O'Neal in exchange for **Shawn Marion** and **Marcus Banks**. Shaq made his Suns debut on Feb. 20 at US Airways Center in a nationally-televised tilt against the L.A. Lakers. The doubters grew loud after Phoenix went 3-6 in its first nine games with The Big Cactus, but the trade energized the Suns and the city of Phoenix as the club won 15 of its final 20 games to finish tied for the fourth-best record in the most competitive Western Conference in NBA history. Unfortunately, because of tiebreakers, Phoenix wound up with the West's sixth playoff seed without homecourt advantage and drew a first-round matchup with the San Antonio Spurs. The Suns came out on the wrong side of one of the most exciting games in NBA playoff history as the Spurs made two improbable last-second three-pointers in Game 1 of the series, one to send the game into overtime, one to force-double overtime. Phoenix won Game 3 in decisive fashion but the Spurs went on to win the series, 4-1, and eliminate the Suns from the playoffs for the third time in the last four seasons.



**FRONT ROW:** Athletic Trainer Aaron Nelson, Assistant Athletic Trainer Mike Elliot, Strength Coach/Assistant Trainer Erik Phillips, Equipment Manager Jay Gaspar, Assistant Video Coordinator Amin Elhassan. **MIDDLE ROW:** Video Coordinator Noel Gillespie, Assistant Coach Phil Weber, Head Coach Mike D'Antoni, D.J. Strawberry, Leandro Barbosa, Steve Nash, Raja Bell, Gordan Giricek, Assistant Coach Alvin Gentry, Assistant Coach Dan D'Antoni, Assistant Coach Jay Humphries. **BACK ROW:** Eric Piatkowski, Grant Hill, Amar'e Stoudemire, Shaquille O'Neal, Brian Skinner, Sean Marks, Boris Diaw.

DATE	OPPONENT	ATTEND.	SCORE	REC.	W/L	DATE	OPPONENT	ATTEND.	SCORE	REC.	W/L
11/1	@SEATTLE	17,072	106-99	1-0	W	1/22	@MILWAUKEE	14,503	114-105	30-12	W
11/2	L.A. LAKERS	18,422	98-119	1-1	L	1/23	@MINNESOTA	15,101	107-117	30-13	L
11/4	CLEVELAND	18,422	103-92	2-1	W	1/25	@CLEVELAND	20,562	110-108	31-13	W
11/6	@CHARLOTTE	12,408	115-83	3-1	W	1/27	@CHICAGO	22,245	88-77	32-13	W
11/7	@ATLANTA	19,855	96-105	3-2	L	1/29	ATLANTA	18,422	125-92	33-13	W
11/9	@MIAMI	19,800	106-101	4-2	W	1/31	SAN ANTONIO	18,422	81-84	33-14	L
11/10	@ORLANDO	17,519	106-96	5-2	W	2/4	CHARLOTTE	18,422	118-104	34-14	W
11/13	NEW YORK	18,422	113-102	6-2	W	2/6	NEW ORLEANS	18,422	130-132**	34-15	L
11/15	CHICAGO	18,422	112-102	7-2	W	2/8	SEATTLE	18,422	103-99	35-15	W
11/17	@HOUSTON	18,265	115-105	8-2	W	2/10	WASHINGTON	18,422	108-107	36-15	W
11/20	@SACRAMENTO	13,592	100-98	9-2	W	2/13	@GOLDEN STATE	19,754	118-120	36-16	L
11/21	SACRAMENTO	18,422	127-111	10-2	W	2/14	DALLAS	18,422	109-97	37-16	W
11/23	L.A. CLIPPERS	18,422	113-94	11-2	W	2/20	L.A. LAKERS	18,422	124-130	37-17	L
11/26	@GOLDEN STATE	19,596	114-129	11-3	L	2/22	BOSTON	18,422	85-77	38-17	W
11/28	HOUSTON	18,422	94-100	11-4	L	2/24	DETROIT	18,422	86-116	38-18	L
11/30	ORLANDO	18,422	110-106	12-4	W	2/26	@MEMPHIS	13,482	127-113	39-18	W
12/2	@NEW YORK	18,869	115-104	13-4	W	2/27	@NEW ORLEANS	17,931	103-120	39-19	L
12/4	@INDIANA	11,435	121-117	14-4	W	3/1	PHILADELPHIA	18,422	114-119	39-20	L
12/5	@TORONTO	19,800	136-123	15-4	W	3/4	@PORTLAND	20,595	97-92	40-20	W
12/7	@WASHINGTON	20,173	122-107	16-4	W	3/5	@DENVER	18,383	113-126	40-21	L
12/8	@MINNESOTA	19,356	93-100	16-5	L	3/7	UTAH	18,422	118-126	40-22	L
12/10	MIAMI	18,422	113-117	16-6	L	3/9	SAN ANTONIO	18,422	94-87	41-22	W
12/12	UTAH	18,422	103-98	17-6	W	3/11	MEMPHIS	18,422	132-111	42-22	W
12/15	@NEW ORLEANS	13,705	98-101	17-7	L	3/13	GOLDEN STATE	18,422	123-115	43-22	W
12/17	@SAN ANTONIO	18,797	100-95	18-7	W	3/15	SACRAMENTO	18,422	127-99	44-22	W
12/19	@DALLAS	20,316	105-108	18-8	L	3/18	@PORTLAND	20,580	111-98	45-22	W
12/22	TORONTO	18,422	122-103	19-8	W	3/19	@SEATTLE	17,072	110-98	46-22	W
12/25	@L.A. LAKERS	18,997	115-122	19-9	L	3/22	HOUSTON	18,422	122-113	47-22	W
12/27	@L.A. CLIPPERS	17,871	108-88	20-9	W	3/24	@DETROIT	22,076	105-110*	47-23	L
12/28	L.A. CLIPPERS	18,422	94-88	21-9	W	3/26	@BOSTON	18,624	97-117	47-24	L
12/30	@SACRAMENTO	15,962	117-102	22-9	W	3/28	@PHILADELPHIA	20,707	107-93	48-24	W
1/3	SEATTLE	18,422	104-96	23-9	W	3/29	@NEW JERSEY	19,990	110-104	49-24	W
1/5	NEW ORLEANS	18,422	113-118	23-10	L	3/31	DENVER	18,422	132-117	50-24	W
1/7	DENVER	18,422	137-115	24-10	W	4/1	@DENVER	18,870	120-126	50-25	L
1/9	INDIANA	18,422	129-122*	25-10	W	4/4	MINNESOTA	18,422	117-88	51-25	W
1/10	@UTAH	19,911	86-108	25-11	L	4/6	DALLAS	18,422	98-105	51-26	L
1/12	MILWAUKEE	18,422	122-114	26-11	W	4/8	@MEMPHIS	13,987	127-113	52-26	W
1/15	@L.A. CLIPPERS	16,063	90-97	26-12	L	4/9	@SAN ANTONIO	18,797	96-79	53-26	W
1/17	@L.A. LAKERS	18,997	106-98	27-12	W	4/11	@HOUSTON	18,489	90-101	53-27	L
1/18	MINNESOTA	18,422	115-95	28-12	W	4/14	GOLDEN STATE	18,422	122-116	54-27	W
1/20	NEW JERSEY	18,422	116-92	29-12	W	4/16	PORTLAND	18,422	100-91	55-27	W

\*Overtime

## 07-08 Final Statistics

PLAYER	G	GS	MIN	3 PT				REBOUNDS				PF-DQ	STL	TO	BLK	PTS-AVG	
				FGM-FGA	PCT	FGM-FGA	PCT	FTM-FTA	PCT	OR-DR	TOT						
STOUDÉMIRE	79	79	2677	714-1211	.590	5-31	.161	556-691	.805	178-541	719	118	294-1	64	174	163	1989-25.2
NASH	81	81	2780	485-962	.504	179-381	.470	222-245	.906	28-254	282	898	113-0	53	295	5	1371-16.9
MARION	47	47	1713	304-578	.526	58-167	.347	77-108	.713	86-378	464	98	117-0	95	49	70	743-15.8
BARBOSA	82	12	2421	472-1021	.462	164-422	.389	175-213	.822	40-191	231	216	195-1	75	117	18	1283-15.6
HILL	70	68	2222	358-712	.503	33-104	.317	170-196	.867	74-279	353	203	153-0	65	96	56	919-13.1
O'NEAL	28	28	803	140-229	.611	0-0	—	82-160	.513	67-229	296	48	94-0	13	83	34	362-12.9
BELL	75	75	2646	317-753	.421	176-439	.401	79-91	.868	47-227	274	168	220-2	54	65	27	889-11.9
DIAW	82	19	2308	308-646	.477	13-41	.317	96-129	.744	97-281	378	317	166-3	61	155	39	725-8.8
GRICEK	22	0	442	79-159	.497	19-50	.380	16-17	.941	9-42	51	35	49-0	8	23	2	193-8.8
BANKS	24	1	310	44-109	.404	25-65	.385	12-16	.750	3-17	20	25	38-0	8	16	8	125-5.2
TUCKER	6	0	48	8-22	.364	1-4	.250	5-6	.833	4-4	8	0	2-0	0	0	1	22-3.7
SKINNER	66	0	844	92-198	.465	2-3	.667	33-63	.524	63-175	238	15	112-0	21	39	77	219-3.3
MARKS	19	0	130	23-43	.535	1-4	.250	12-19	.632	9-27	36	4	23-0	3	8	10	59-3.1
JOHNSON	6	0	53	7-14	.500	1-2	.500	0-0	—	5-8	13	3	10-0	0	2	1	15-2.5
PIATKOWSKI	16	0	113	12-33	.364	11-26	.423	4-4	1.000	1-11	12	10	11-0	0	6	1	39-2.4
STRAWBERRY	33	0	270	29-92	.315	6-25	.240	9-19	.474	9-19	28	30	36-0	12	11	6	73-2.2
SUNS	82	-	19780	3392-6782	.500	694-1764	.393	1548-1977	.783	720-2683	3403	2188	1633-7	532	1184	518	9026-110.1
OPPONENTS	82	-	19780	3368-7384	.456	469-1329	.353	1407-1879	.749	1101-2498	3599	1607	1731-13	601	1101	311	8612-105.0

# Season Review 08-09

The Phoenix Suns missed the playoffs for the first time since 2003 despite winning 46 games, the second-most victories for a non-playoff team in the 25-year history of the NBA's 16-team playoff format. Phoenix had the league's 13th-best record in 2008-09.

**RECORD**
**46-36**

An offseason coaching change brought in former Trail Blazers great **Terry Porter**, but inconsistency plagued the club's first half. Despite a Dec. 10 trade that resulted in the acquisition of scorer **Jason Richardson**, **Jared Dudley** and a 2010 second-round draft pick from Charlotte for Raja Bell, Boris Diaw and Sean Singletary, a Suns team with high expectations limped to the All-Star break losing 10 of 16 games. Porter was dismissed on Feb. 16 after a 28-23 first half and replaced by assistant **Alvin Gentry**, a member of the Suns' coaching staff since 2004.

An energized Suns team exploded out of the gates following the All-Star break, registering a 140-100 win over the L.A. Clippers, the largest margin of victory following a coaching change in NBA history. The scorching Suns tallied 140 or more points in each of their first three games under Gentry, the first such scoring streak in team history, and the first time the league had seen such prolific scoring since 1990-91. Just when it seemed like Phoenix was poised for a run through the Western Conference, leading scorer **Amar'e Stoudemire** underwent season-ending surgery to repair a detached retina in his right eye on Feb. 20, an injury that occurred in the team's second game following the break.

Despite the injury to Stoudemire and games missed by both **Steve Nash** and **Leandro Barbosa** due to injury, the Suns went 18-13 during Gentry's interim tenure. Phoenix won 12 of its final 17 games under Gentry, a stretch which included both the club's longest overall win streak (six games) and longest home win streak (nine games). A great deal of the team's success and the resulting fan excitement stemmed from its return to its high-scoring roots, and in 2008-09 Phoenix led the league in scoring for the fourth time in the last five seasons. The Suns removed the interim tag from Gentry's title following the season on May 9.

For the third time, the Suns and the city of Phoenix hosted the NBA All-Star Game. The weekend festivities took over US Airways Center from Feb. 13-15 along with the league's biggest stage and brightest stars, including Suns Stoudemire (voted a starter for the first time in his career) and **Shaquille O'Neal**, who was named the game's co-MVP with Kobe Bryant. For the season, Shaq averaged 17.8 points and led the league in field goal percentage for the NBA-record 10th time and earned All-NBA Third Team honors. O'Neal was dealt to the Cleveland Cavaliers in a three-player trade on June 25. Phoenix acquired Ben Wallace and Sasha Pavlovic, who each later agreed to buyouts.



**FRONT ROW:** Athletic Trainer Aaron Nelson, Equipment Manager Jay Gaspar, Assistant Athletic Trainer Mike Elliot, Strength Coach/Assistant Trainer Erik Phillips, Assistant Video Coordinator Elvis Valcarcel. **MIDDLE ROW:** Advance Scout Noel Gillespie, Assistant Coach Dan Majerle, Head Coach Alvin Gentry, Jared Dudley, Goran Dragic, Steve Nash Leandro Barbosa, Assistant Coach Igor Kokoskov, Video Coordinator Anthony Houston, Assistant Coach Bill Cartwright. **BACK ROW:** Jason Richardson, Matt Barnes, Louis Amundson, Amar'e Stoudemire, Shaquille O'Neal, Robin Lopez, Stromile Swift, Grant Hill, Alando Tucker.

# ALL FOR ORANGE

DATE	OPPONENT	ATTEND.	SCORE	REC.	W/L	DATE	OPPONENT	ATTEND.	SCORE	REC.	W/L
10/29	@SAN ANTONIO	18,797	103-98	1-0	W	1/25	@ATLANTA	19,153	104-99	24-18	W
10/30	NEW ORLEANS	18,422	95-108	1-1	L	1/26	@WASHINGTON	17,344	103-87	25-18	W
11/1	PORTLAND	18,422	107-96	2-1	W	1/29	SAN ANTONIO	18,422	104-114	25-19	L
11/4	@NEW JERSEY	15,230	114-86	3-1	W	1/31	CHICAGO	18,422	111-122	25-20	L
11/5	@INDIANA	11,660	113-103	4-1	W	2/2	SACRAMENTO	18,422	129-81	26-20	W
11/7	@CHICAGO	21,967	83-100	4-2	L	2/4	@GOLDEN STATE	19,596	112-124	26-21	L
11/8	@MILWAUKEE	17,935	104-96	5-2	W	2/6	GOLDEN STATE	18,422	115-105	27-21	W
11/10	MEMPHIS	18,422	107-102	6-2	W	2/8	@DETROIT	22,076	107-97	28-21	W
11/12	HOUSTON	18,422	82-94	6-3	L	2/9	@PHILADELPHIA	16,797	91-108	28-22	L
11/14	@SACRAMENTO	12,810	97-95*	7-3	W	2/11	@CLEVELAND	20,562	92-109	28-23	L
11/16	DETROIT	18,422	104-86	8-3	W	2/17	L.A. CLIPPERS	18,422	140-100	29-23	W
11/17	@UTAH	19,911	97-109	8-4	L	2/18	@L.A. CLIPPERS	18,169	142-119	30-23	W
11/20	L.A. LAKERS	18,422	92-105	8-5	L	2/20	OKLAHOMA CITY	18,422	140-118	31-23	W
11/22	PORTLAND	18,422	102-92	9-5	W	2/22	BOSTON	18,422	108-128	31-24	L
11/25	@OKLAHOMA	19,136	99-98	10-5	W	2/24	CHARLOTTE	18,422	112-102	32-24	W
11/26	@MINNESOTA	11,708	110-102	11-5	W	2/26	@L.A. LAKERS	18,997	106-132	32-25	L
11/28	MIAMI	18,422	92-107	11-6	L	2/27	TORONTO	18,422	133-113	33-25	W
11/30	NEW JERSEY	18,422	109-117	11-7	L	3/1	L.A. LAKERS	18,422	118-111	34-25	W
12/3	@NEW ORLEANS	15,804	91-104	11-8	L	3/3	@ORLANDO	17,461	99-111	34-26	L
12/4	@DALLAS	19,813	97-112	11-9	L	3/4	@MIAMI	19,600	129-135	34-27	L
12/6	UTAH	18,422	106-104	12-9	W	3/6	@HOUSTON	18,045	112-116	34-28	L
12/9	MILWAUKEE	18,422	125-110	13-9	W	3/8	@SAN ANTONIO	18,797	98-103	34-29	L
12/10	@L.A. LAKERS	18,997	110-115	13-10	L	3/10	DALLAS	18,422	112-117	34-30	L
12/12	ORLANDO	18,422	113-112	14-10	W	3/12	CLEVELAND	18,422	111-119	34-31	L
12/15	NEW YORK	18,422	111-103	15-10	W	3/14	OKLAHOMA CITY	18,422	106-95	35-31	W
12/18	@PORTLAND	20,650	119-124	15-11	L	3/15	@GOLDEN STATE	19,596	154-130	36-31	W
12/20	DENVER	18,422	108-101	16-11	W	3/18	PHILADELPHIA	18,422	126-116	37-31	W
12/25	SAN ANTONIO	18,422	90-91	16-12	L	3/21	WASHINGTON	18,422	128-96	38-31	W
12/29	@OKLAHOMA CITY	19,136	110-102	17-12	W	3/23	DENVER	18,422	118-115	39-31	W
12/30	@MEMPHIS	14,471	101-89	18-12	W	3/25	UTAH	18,422	118-114	40-31	W
1/2	L.A. CLIPPERS	18,422	106-98	19-12	W	3/26	@PORTLAND	20,628	109-129	40-32	L
1/7	INDIANA	18,422	110-113	19-13	L	3/28	@UTAH	19,911	99-104*	40-33	L
1/9	DALLAS	18,422	128-100	20-13	W	3/29	@SACRAMENTO	13,623	118-126	40-34	L
1/11	@L.A. CLIPPERS	17,307	109-103	21-13	W	4/1	HOUSTON	18,422	114-109	41-34	W
1/13	ATLANTA	18,422	107-102	22-13	W	4/3	SACRAMENTO	18,422	139-111	42-34	W
1/15	@DENVER	18,073	113-119*	22-14	L	4/5	@DALLAS	20,301	116-140	42-35	L
1/16	MINNESOTA	18,422	103-105	22-15	L	4/8	@NEW ORLEANS	17,781	105-100	43-35	W
1/18	@TORONTO	19,800	117-113	23-15	W	4/10	@MEMPHIS	15,908	89-106	43-36	L
1/19	@BOSTON	18,624	87-104	23-16	L	4/11	@MINNESOTA	18,478	110-97	44-36	W
1/21	@NEW YORK	19,256	109-114	23-17	L	4/13	MEMPHIS	18,422	119-110	45-36	W
1/23	@CHARLOTTE	19,104	76-98	23-18	L	4/15	GOLDEN STATE	18,422	119-110	46-36	W

\*Overtime

## 08-09 Final Statistics

PLAYER	G	GS	MIN	3 PT				REBOUNDS				PF-DQ	STL	TO	BLK	PTS-AVG	
				FGM-FGA	PCT	FTM-FTA	PCT	ORB-DR	TOT	AST							
STOUDÉMIRE	53	53	1948	404-749	.539	3-7	.429	323-387	.835	116-314	430	104	163-1	49	150	57	1134-21.4
O'NEAL	75	75	2252	512-841	.609	0-1	.000	309-519	.595	187-446	633	126	253-7	49	168	108	1333-17.8
RICHARDSON (T)	72	71	2410	465-974	.477	129-325	.397	153-199	.769	77-242	319	146	146-2	76	95	28	1212-16.8
RICHARDSON (P)	58	57	1919	368-754	.488	102-266	.383	112-144	.778	64-197	261	110	103-1	62	71	25	950-16.4
NASH	74	74	2484	428-851	.503	108-246	.439	196-210	.933	19-204	223	717	108-0	55	248	10	1160-15.7
BARBOSA	70	11	1705	366-759	.482	90-240	.375	171-194	.881	34-147	181	162	115-0	82	93	7	993-14.2
HILL	82	68	2445	390-745	.523	24-76	.316	181-224	.808	64-341	405	186	182-0	90	126	54	985-12.0
BARNES	77	40	2082	285-674	.423	117-341	.343	101-136	.743	79-342	421	212	209-3	52	130	26	788-10.2
BELL	22	22	712	76-177	.429	44-94	.468	16-21	.762	8-56	64	29	57-1	13	18	2	212-9.6
DIAW	22	0	538	80-141	.567	5-14	.357	18-26	.692	24-60	84	46	39-0	11	37	9	183-8.3
DUDLEY (TOT)	68	7	1156	136-285	.477	29-74	.392	71-105	.676	82-123	205	56	105-1	57	43	8	372-5.5
DUDLEY (PHO)	48	0	728	91-189	.481	26-66	.394	56-81	.691	57-89	146	37	65-0	39	33	6	264-5.5
TUCKER	30	1	282	52-121	.430	8-23	.348	26-33	.788	19-12	31	12	14-0	5	14	1	138-4.6
DRAGIC	55	1	728	88-224	.393	20-54	.370	50-65	.769	33-70	103	111	87-0	29	73	3	246-4.5
AMUNDSON	76	0	1044	134-250	.536	0-1	.000	53-120	.442	128-142	270	28	154-0	32	56	65	321-4.2
SWIFT (TOT)	19	0	184	24-56	.429	1-1	1.000	13-26	.500	16-30	46	3	40-0	4	16	8	62-3.3
SWIFT (PHO)	13	0	121	15-41	.366	1-1	1.000	8-15	.533	11-22	33	2	25-0	4	9	6	39-3.0
LOPEZ	60	7	614	71-137	.518	0-1	.000	47-68	.691	52-66	118	8	97-0	11	28	41	189-3.2
SINGLETERY	13	1	122	12-37	.324	4-10	.400	6-6	1.000	5-11	16	12	14-0	6	5	0	34-2.6
BROWN (TOT)	19	11	261	18-49	.367	7-24	.292	3-5	.600	7-22	29	36	28-0	10	17	0	46-2.4
BROWN (PHO)	2	0	28	1-5	.200	1-4	.250	2-2	1.000	0-1	1	3	6-0	0	3	0	5-2.5
SIMS	1	0	2	0-0	—	0-0	—	0-0	—	0-0	0	0	0-0	0	1	0	0-0.0
SUNS	82	-	19755	3373-6695	.504	553-1445	.383	1675-2251	.744	900-2520	3420	1905	1691-13	589	1288	420	8974-109.4
OPPONENTS	82	-	19755	3278-7025	.467	626-1635	.383	1634-2108	.775	993-2352	3345	1741	1877-16	706	1165	369	8816-107.5

# Season Review 09-10

RECORD

54-28

A 2009-10 season that began with tempered expectations and a slew of vocal doubters saw the up-start Phoenix Suns make believers out of fans and pundits alike, and come within two victories of an NBA Finals berth. The club made its third Western Conference Finals appearance in six seasons after a 54-win regular season despite being picked by many to miss the playoffs entirely.

Behind **Alvin Gentry** in his first full season as the club's head coach, Phoenix opened the season with a franchise-record tying and NBA-best 14-3 record, earning the first of two NBA Western Conference Coach of the Month honors for Gentry, who finished fifth in league Coach of the Year voting. Despite inconsistencies in December and January that saw the club struggle to a 14-18 mark, the quick start was a source of confidence for the Suns, who rediscovered their swagger and won 23 of 29 games after the All-Star break, best of any West team. That record included a 12-2 mark in the month of March when Gentry won his second monthly honor.

The Suns were once again led by All-NBA Second Team teammates **Steve Nash** and **Amar'e Stoudemire**, who were both voted All-Star starters. Nash posted the greatest statistical season for a point guard over the age of 35 in league history and led the NBA in assists for the fourth time in six seasons since re-joining the Suns. But it was not just the stars who led Phoenix. Suns fans were treated to a deeper and more defensive-minded club. Planet Orange witnessed the development of a consistently productive 10-man rotation and the coming-of-age of the team's 2008 draft class, as **Robin Lopez** and **Goran Dragic** each became key contributors. The Suns led the league in scoring for the fifth time in six seasons and shot a franchise-record 41.2 percent from three-point range, the second-highest mark in NBA history.

After dropping their playoff opener against the Trail Blazers, Phoenix went on to win eight of its next nine postseason contests, defeating Portland 4-2 in the opening round to set up a semifinal grudge match with the rival San Antonio Spurs. Though the doubters returned, not only did the Suns erase a decade of playoff heartbreaks against the Spurs, they did so with a sweep of San Antonio that included an 18-point comeback in Game 3 and a series-clinching Game 4 victory in the Alamo City.

That set up a clash of Pacific Division foes in the conference finals and the Suns and Lakers split the series' first four games. But, in Game 5, Ron Artest's improbable rebound and put-back of a Kobe Bryant airball as time expired won that pivotal contest for the Lakers and eventually the series, 4-2.



**FRONT ROW:** Advance Scout Noel Gillespie, Equipment Manager Jay Gaspar, Assistant Athletic Trainer Tom Maystadt, Strength Coach/Assistant Athletic Trainer Mike Elliott, Video Coordinator Elvis Valcarcel, Assistant Video Coordinator Nick U'Ren. **MIDDLE ROW:** Assistant Coach Bill Cartwright, Assistant Coach Dan Majerle, Head Coach Alvin Gentry, Leandro Barbosa, Goran Dragic, Steve Nash, Jason Richardson, Jared Dudley, Assistant Coach John Shumate, Assistant Coach Igor Kokoskov, Athletic Trainer Aaron Nelson. **BACK ROW:** Grant Hill, Louis Amundson, Jarron Collins, Channing Frye, Robin Lopez, Amar'e Stoudemire, Earl Clark, Taylor Griffin.



DATE	OPPONENT	ATTEND.	SCORE	REC.	W/L	DATE	OPPONENT	ATTEND.	SCORE	REC.	W/L
10/28	@ L.A. CLIPPERS	15,974	109-107	1-0	W	1/18	@ MEMPHIS	18,119	118-125	24-18	L
10/30	GOLDEN STATE	18,422	123-101	2-0	W	1/20	NEW JERSEY	15,963	118-94	25-18	W
11/1	MINNESOTA	15,376	120-112	3-0	W	1/22	CHICAGO	18,422	104-115	25-19	L
11/3	@ MIAMI	15,105	104-96	4-0	W	1/23	GOLDEN STATE	17,792	112-103	26-19	W
11/4	@ ORLANDO	17,461	100-122	4-1	L	1/25	@ UTAH	19,911	115-124	26-20	L
11/6	@ BOSTON	18,624	110-103	5-1	W	1/26	CHARLOTTE	15,722	109-114*	26-21	L
11/8	@ WASHINGTON	14,143	102-90	6-1	W	1/28	DALLAS	17,855	112-106	27-21	W
11/9	@ PHILADELPHIA	10,205	119-115	7-1	W	1/31	@ HOUSTON	17,165	115-111*	28-21	W
11/11	NEW ORLEANS	16,517	124-104	8-1	W	2/1	@ NEW ORLEANS	13,874	109-100	29-21	W
11/12	@ L.A. LAKERS	18,997	102-121	8-2	L	2/3	@ DENVER	19,155	109-97	30-21	W
11/15	TORONTO	16,605	101-100	9-2	W	2/5	@ SACRAMENTO	14,922	114-102	31-21	W
11/17	@ HOUSTON	16,396	111-105	10-2	W	2/10	PORTLAND	18,190	101-108	31-22	L
11/19	@ NEW ORLEANS	14,520	103-110	10-3	L	2/16	@ MEMPHIS	11,508	109-95	32-22	W
11/22	DETROIT	18,422	117-91	11-3	W	2/17	@ DALLAS	19,974	97-107	32-23	L
11/25	MEMPHIS	18,284	126-111	12-3	W	2/19	ATLANTA	18,266	88-80	33-23	W
11/27	@ MINNESOTA	18,225	120-95	13-3	W	2/21	SACRAMENTO	17,369	104-88	34-23	W
11/29	@ TORONTO	17,721	113-94	14-3	W	2/23	@ OKLAHOMA CITY	18,203	104-102	35-23	W
12/1	@ NEW YORK	19,763	99-126	14-4	L	2/24	PHILADELPHIA	17,765	106-95	36-23	W
12/2	@ CLEVELAND	20,562	90-107	14-5	L	2/26	L.A. CLIPPERS	18,043	125-112	37-23	W
12/5	SACRAMENTO	17,747	115-107	15-5	W	2/28	@ SAN ANTONIO	18,581	110-113	37-24	L
12/6	@ L.A. LAKERS	18,997	88-108	15-6	L	3/1	DENVER	18,159	101-85	38-24	W
12/8	@DALLAS	19,857	101-102	15-7	L	3/3	@ L.A. CLIPPERS	17,455	127-101	39-24	W
12/11	ORLANDO	18,216	106-103	16-7	W	3/4	UTAH	17,912	108-116	39-25	L
12/12	@ DENVER	19,155	99-105	16-8	L	3/6	INDIANA	18,180	113-105	40-25	W
12/15	SAN ANTONIO	17,964	116-104	17-8	W	3/12	L.A. LAKERS	18,422	96-102	40-26	L
12/17	@ PORTLAND	20,559	102-105	17-9	L	3/14	NEW ORLEANS	18,218	120-106	41-26	W
12/19	WASHINGTON	16,811	121-95	18-9	W	3/16	MINNESOTA	18,197	152-114	42-26	W
12/21	CLEVELAND	18,221	91-109	18-10	L	3/19	UTAH	18,422	110-100	43-26	W
12/23	OKLAHOMA CITY	15,953	113-117	18-11	L	3/21	PORTLAND	18,422	93-87	44-26	W
12/25	L.A. CLIPPERS	16,709	124-93	19-11	W	3/22	@ GOLDEN STATE	18,722	133-131	45-26	W
12/26	@ GOLDEN STATE	19,550	127-132	19-12	L	3/26	NEW YORK	18,422	132-96	46-26	W
12/28	L.A. LAKERS	18,422	118-103	20-12	W	3/28	@ MINNESOTA	16,668	111-105	47-26	W
12/30	BOSTON	18,422	116-98	21-12	W	3/30	@ CHICAGO	21,169	111-105	48-26	W
1/2	MEMPHIS	17,135	103-128	21-13	L	3/31	@ NEW JERSEY	14,734	116-105	49-26	W
1/5	@ SACRAMENTO	13,630	113-109	22-13	W	4/2	@ DETROIT	22,076	109-94	50-26	W
1/6	HOUSTON	15,811	118-110	23-13	W	4/3	@ MILWAUKEE	16,436	98-107	50-27	L
1/8	MIAMI	18,422	105-109	23-14	L	4/7	SAN ANTONIO	18,422	112-101	51-27	W
1/11	MILWAUKEE	15,116	105-101	24-14	W	4/9	@ OKLAHOMA CITY	18,334	91-96	51-28	L
1/13	@ INDIANA	10,858	114-122	24-15	L	4/11	HOUSTON	18,422	116-106	52-28	W
1/15	@ ATLANTA	17,605	101-102	24-16	L	4/13	DENVER	18,422	123-101	53-28	W
1/16	@ CHARLOTTE	17,574	99-125	24-17	L	4/14	@ UTAH	19,911	100-86	54-28	W

\*Overtime

## 09-10 Final Statistics

PLAYER	G	GS	MIN	3 PT			REBOUNDS							STL	TO	BLK	PTS-AVG
				FGM-FGA	PCT	FTM-FTA	PCT	ORB-DR	TOT	AST	PF-DQ						
STOUDEMIRE	82	82	2838	704-1264	.557	1-6	.167	487-632	.771	230-502	732	82	281-2	52	213	83	1896-23.1
NASH	81	81	2660	499-985	.507	124-291	.426	211-225	.938	34-234	268	892	108-0	42	295	12	1333-16.5
RICHARDSON	79	76	2485	473-998	.474	157-400	.393	136-184	.739	81-323	404	143	169-0	66	92	33	1239-15.7
HILL	81	81	2430	336-703	.478	35-80	.438	205-251	.817	74-371	445	193	165-2	60	108	36	912-11.3
FRYE	81	41	2190	317-703	.451	172-392	.439	98-121	.810	66-361	427	113	263-3	64	73	74	904-11.2
BARBOSA	44	5	786	155-365	.425	44-136	.324	64-73	.877	11-58	69	64	71-0	23	46	12	418-9.5
LOPEZ	51	31	986	171-291	.588	0-0	—	88-125	.704	104-144	248	7	117-1	10	41	53	430-8.4
DUDLEY	82	1	1991	225-490	.459	120-262	.458	104-138	.754	99-182	281	115	162-1	81	68	16	674-8.2
DRAGIC	80	2	1442	222-491	.452	74-188	.394	117-159	.736	38-133	171	241	131-0	48	126	8	635-7.9
AMUNDSON	79	0	1168	152-276	.551	0-1	.000	67-123	.545	128-218	346	31	169-1	24	57	73	371-4.7
TUCKER	11	0	71	13-30	.433	1-7	.143	16-21	.762	5-2	7	3	5-0	0	4	0	43-3.9
CLARK	51	0	383	56-151	.371	2-5	.400	26-36	.722	18-44	62	21	25-0	7	23	13	140-2.7
GRIFFIN	8	0	32	4-10	.400	0-2	.000	2-4	.500	0-2	2	1	4-0	0	1	2	10-1.3
COLLINS	34	10	261	12-31	.387	0-0	—	10-25	.400	22-40	62	6	42-0	2	10	3	34-1.0
JONES	2	0	7	0-0	—	0-0	—	0-0	—	0-2	2	0	1-0	0	0	0	0-0.0
SUNS	82	-	19730	3339-6788	.492	730-1770	.412	1631-2117	.770	910-2616	3526	1912	1713-10	479	1210	418	9039-110.2
OPPONENTS	82	-	19730	3235-7165	.452	561-1582	.355	1606-2114	.760	1081-2391	3472	1704	1789-11	646	1065	365	8637-105.3

# Season Review 10-11

**RECORD****40-42**

A season of change throughout the organization in 2010-11 began with the hiring of a new basketball president, former sports attorney and agent **Lon Babby**, and the naming of former San Antonio Spurs and Cleveland Cavaliers executive **Lance Blanks** as the club's general manager. A whirlwind offseason brought the notable additions of **Hedo Turkoglu**, **Hakim Warrick** and **Josh Childress**, and saw the departure of Amar'e Stoudemire to the New York Knicks.

A slow start to the season that saw the team struggle to find consistency with its overhauled roster and stumble to a Dec. 17 record of 12-13, gave way to the new regime's first blockbuster trade the very next day when Phoenix acquired **Vince Carter**, **Marcin Gortat**, **Mickael Pietrus**, a 2011 first-round pick and cash considerations from the Orlando Magic in exchange for Jason Richardson, Hedo Turkoglu and Earl Clark. The Suns' brass then made a deadline-day deal in February that sent Goran Dragic to the Houston Rockets for **Aaron Brooks**, who the season before had been named the NBA's Most Improved Player.

In all, nine of the 14 players on the Suns' final 2010-11 roster were not with the team at the conclusion of 2009-10. Nineteen different Suns saw action in 2010-11, most since 2003-04. Overall, Phoenix used 17 different starting lineups, more than twice as many as the prior season.

The Suns' veteran pillars helped the club navigate a season of change and keep the team in contention for a playoff spot until the season's final month. **Steve Nash** turned in another stellar season, leading the league in assists for the fifth time in seven campaigns since returning to the Suns, and also leading the club in scoring. **Grant Hill** became only the seventh player in NBA history to average 13 points or more at the age of 38 or older, and also received votes for Defensive Player of the Year.

After signing a five-year deal in the offseason, **Channing Frye** averaged career highs in scoring and rebounding; **Jared Dudley**, who signed a contract extension five days into the season, also averaged career highs in both scoring and rebounding.

Acquired midseason, Gortat proved to be one of the best additions made by any team during 2010-11. The 27-year-old career backup had never averaged even 4.0 points for a season but averaged 13.0 points and 9.3 rebounds in 55 games with Phoenix, and set a Suns franchise record for double-doubles off the bench in a single season before earning a spot in the starting lineup in March.



**FRONT ROW:** Player Development Coach Nenad Trajkovic, Athletic Trainer Aaron Nelson, Strength Coach/Assistant Athletic Trainer Mike Elliott, Equipment Manager Jay Gaspar, Assistant Athletic Trainer Tom Maystadt, Video Coordinator Elvic Valcarcel, Assistant Video Coordinator Nick U'Ren. **MIDDLE ROW:** Assistant Coach/Advance Scout Noel Gillespie, Assistant Coach Dan Majerle, Head Coach Alvin Gentry, Vince Carter, Zabian Dowdell, Aaron Brooks, Steve Nash, Jared Dudley, Mickael Pietrus, Assistant Coach Igor Kokoskov, Assistant Coach Bill Cartwright, Player Development Coach Corey Gaines. **BACK ROW:** Grant Hill, Hakim Warrick, Marcin Gortat, Robin Lopez, Garret Siler, Channing Frye, Gani Lawal, Josh Childress.

# ALL FOR ORANGE

DATE	OPPONENT	ATTEND.	SCORE	REC.	W/L	DATE	OPPONENT	ATTEND.	SCORE	REC.	W/L
10/26	@ PORTLAND	20,603	92-106	0-1	L	1/22	@ DETROIT	21,326	74-75	20-22	L
10/28	@ UTAH	19,911	110-94	1-1	W	1/24	@ PHILADELPHIA	14,881	95-105	20-23	L
10/29	L.A. LAKERS	18,422	106-114	1-2	L	1/26	CHARLOTTE	16,986	107-114	20-24	L
11/3	SAN ANTONIO	17,060	110-112	1-3	L	1/28	BOSTON	18,422	88-71	21-24	W
11/5	MEMPHIS	16,470	123-118**	2-3	W	1/30	NEW ORLEANS	17,921	104-102	22-24	W
11/7	@ ATLANTA	13,395	118-114	3-3	W	2/2	MILWAUKEE	16,422	92-77	23-24	W
11/8	@ MEMPHIS	10,786	99-109	3-4	L	2/4	OKLAHOMA CITY	16,274	107-111	23-25	L
11/12	SACRAMENTO	18,029	103-89	4-4	W	2/7	@ GOLDEN STATE	18,002	104-92	24-25	W
11/14	@ L.A. LAKERS	18,997	121-116	5-4	W	2/10	GOLDEN STATE	16,731	112-88	25-25	W
11/15	DENVER	17,774	100-94	6-4	W	2/11	@ UTAH	19,911	95-83	26-25	W
11/17	@ MIAMI	19,600	96-123	6-5	L	2/13	SACRAMENTO	17,798	108-113	26-26	L
11/18	@ ORLANDO	18,846	89-105	6-6	L	2/15	UTAH	16,874	102-101	27-26	W
11/20	@ CHARLOTTE	16,428	105-123	6-7	L	2/17	DALLAS	17,903	106-112	27-27	L
11/22	@ HOUSTON	15,080	123-116	7-7	W	2/23	ATLANTA	18,254	105-97	28-27	W
11/24	CHICAGO	18,422	115-123**	7-8	L	2/25	@ TORONTO	19,004	110-92	29-27	W
11/26	L.A. CLIPPERS	17,846	116-108	8-8	W	2/27	@ INDIANA	14,168	110-108*	30-27	W
11/28	@ DENVER	15,482	133-138	8-9	L	2/28	@ NEW JERSEY	15,836	104-103*	31-27	W
12/2	@ GOLDEN STATE	18,328	107-101	9-9	W	3/2	@ BOSTON	18,624	115-103	31-28	L
12/3	INDIANA	16,991	105-97	10-9	W	3/4	@ MILWAUKEE	15,011	102-88	32-28	W
12/5	WASHINGTON	17,430	125-108	11-9	W	3/6	@ OKLAHOMA CITY	18,203	118-122*	32-29	W
12/7	@ PORTLAND	20,151	99-106	11-10	L	3/8	HOUSTON	17,363	113-110	33-29	W
12/8	MEMPHIS	16,288	98-104*	11-11	L	3/10	DENVER	17,465	97-116	33-30	L
12/10	PORTLAND	17,284	94-101	11-12	L	3/13	ORLANDO	18,091	88-111	33-31	L
12/15	MINNESOTA	16,977	128-122	12-12	W	3/14	@ HOUSTON	16,262	93-95	33-32	L
12/17	@ DALLAS	20,406	91-106	12-13	L	3/16	@ NEW ORLEANS	13,758	95-100	33-33	L
12/19	@ OKLAHOMA CITY	18,203	113-110	13-13	W	3/18	GOLDEN STATE	18,422	108-97	34-33	W
12/20	@ SAN ANTONIO	18,581	110-118	13-14	L	3/20	@ L.A. CLIPPERS	19,060	108-99	35-33	W
12/23	MIAMI	18,422	83-95	13-15	L	3/22	@ L.A. LAKERS	18,997	137-139**	35-34	L
12/26	@ L.A. CLIPPERS	19,060	103-108	13-16	L	3/23	TORONTO	17,865	114-106	36-34	W
12/29	PHILADELPHIA	18,422	110-123	13-17	L	3/25	NEW ORLEANS	18,422	100-106	36-35	L
12/31	DETROIT	17,637	92-75	14-17	W	3/27	DALLAS	17,314	83-91	36-36	L
1/2	@ SACRAMENTO	12,500	89-94	14-18	L	3/29	@ SACRAMENTO	13,774	113-116	36-37	L
1/5	L.A. LAKERS	18,105	95-99	14-19	L	3/30	OKLAHOMA CITY	18,033	98-116	36-38	L
1/7	NEW YORK	17,621	96-121	14-20	L	4/1	L.A. CLIPPERS	18,422	111-98	37-38	W
1/9	CLEVELAND	17,031	108-100	15-20	W	4/3	@ SAN ANTONIO	18,581	97-114	37-39	L
1/11	@ DENVER	14,874	98-132	15-21	L	4/5	@ CHICAGO	21,873	94-97	37-40	L
1/12	NEW JERSEY	16,334	118-109*	16-21	W	4/6	@ MINNESOTA	16,113	108-98	38-40	W
1/14	PORTLAND	17,412	115-111	17-21	W	4/8	@ NEW ORLEANS	14,950	97-109	38-41	L
1/17	@ NEW YORK	19,763	129-121	18-21	W	4/10	@ DALLAS	20,355	90-115	38-42	L
1/19	@ CLEVELAND	20,562	106-98	19-21	W	4/11	MINNESOTA	17,485	135-127*	39-42	W
1/21	@ WASHINGTON	15,716	109-91	20-21	W	4/13	SAN ANTONIO	18,195	106-103	40-42	W

\*Overtime

## 10-11 Final Statistics

PLAYER	G	GS	MIN	3 PT				REBOUNDS				PF-DQ	STL	TO	BLK	PTS-AVG	
				FGM-FGA	PCT	FGM-FGA	PCT	FTM-FTA	PCT	OR-DR	TOT						
RICHARDSON	25	25	796	183-389	.470	62-148	.419	55-72	.764	33-78	111	36	46-0	27	30	3	483-19.3
NASH	75	75	2497	399-811	.492	81-205	.395	227-249	.912	40-220	260	855	87-0	48	265	4	1106-14.7
CARTER	51	41	1387	264-625	.422	89-243	.366	72-98	.735	43-142	185	82	123-0	47	54	17	689-13.5
HILL	80	80	2409	399-825	.484	45-114	.395	213-257	.829	77-261	338	200	184-1	64	134	35	1056-13.2
FRYE	77	64	2541	358-829	.432	171-439	.390	89-107	.832	65-448	513	96	272-4	46	73	79	976-12.7
BROOKS	25	5	473	86-200	.430	22-67	.328	46-57	.807	9-18	27	104	46-0	13	44	1	240-9.6
DUDLEY	82	15	2140	300-629	.477	105-253	.415	162-218	.743	111-207	318	108	139-0	87	77	20	867-10.6
GORTAT	55	12	1636	294-522	.563	1-4	.250	128-175	.731	110-403	513	53	136-0	29	64	70	717-13.0
TURKOGULU	25	16	630	85-193	.440	41-97	.423	26-36	.722	20-80	100	58	77-0	18	31	14	237-9.5
WARRICK	80	6	1416	228-446	.511	1-11	.091	212-294	.721	88-208	296	69	100-0	32	79	9	669-8.4
DRAGIC	48	2	856	133-316	.421	28-101	.277	59-97	.608	24-62	86	149	90-0	36	96	6	353-7.4
PIETRUS	38	4	689	98-250	.392	51-149	.342	36-51	.706	9-67	76	23	66-1	19	25	18	283-7.4
LOPEZ	67	56	991	179-357	.501	0-0	—	74-100	.740	82-134	216	8	143-1	18	48	45	432-6.4
DOWDELL	24	0	292	51-125	.408	3-10	.300	16-17	.941	5-15	20	51	30-0	20	29	2	121-5.0
CHILDRESS	54	3	894	121-214	.565	1-16	.063	29-59	.492	69-86	155	42	68-0	33	44	23	272-5.0
CLARK	9	0	72	12-31	.387	0-0	—	5-10	.500	4-13	17	4	6-0	1	2	3	29-3.2
BARRON	12	6	183	12-51	.235	0-0	—	12-20	.600	16-24	40	4	32-1	6	11	4	36-3.0
SILER	21	0	101	17-31	.548	0-0	—	11-22	.500	16-12	28	3	20-0	1	10	4	45-2.1
LAWAL	1	0	2	0-0	—	0-0	—	0-0	—	0-0	0	0	1-0	0	0	0	0-0.0
SUNS	82	-	20005	3219-6844	.470	701-1857	.377	1472-1939	.759	821-2478	3299	1945	1666-8	545	1169	357	8611-105.0
OPPONENTS	82	-	20005	3309-7018	.472	585-1595	.367	1481-1964	.754	985-2647	3632	1890	1740-15	644	1189	356	8684-105.9

Season  
Review

11-12

RECORD

33-33

A season shortened by a 149-day lockout began Christmas Day with low outside expectations for the Phoenix Suns, but the resilient squad persevered and used a strong second half to keep itself in the playoff chase until the season's final days.

An abbreviated training camp and preseason contributed to a slow start for the Suns, who lost on an opening-night buzzer beater at home and then struggled to a 12-19 (.387) start and a 14-20 (.412) record at the All-Star break. A compact schedule that featured 66 games in 121 days and two back-to-back-to-back sets did not make things any easier. But, led by veterans **Steve Nash** and **Grant Hill**, and returning contributors **Marcin Gortat**, **Jared Dudley** and **Channing Frye**, the team never splintered, winning nine of its first 11 contests after the break and compiling a 19-13 (.594) post-All-Star record.

Phoenix got itself back into the thick of the playoff chase despite a March injury to Hill, thanks to offseason additions **Shannon Brown**, **Sebastian Telfair** and **Michael Redd**, each of whom were key contributors down the stretch. The Suns tracked down Houston, Minnesota and Golden State in the standings but were eliminated in a road loss to eventual eighth seed Utah in the season's penultimate game, ending Phoenix's bid to become the first NBA team since the 1996-97 Suns to earn a playoff berth after entering the All-Star break six or more games under .500.

The Suns finished .500 or better for the third time in four seasons under **Alvin Gentry** and for the seventh time in eight seasons of **Robert Sarver's** ownership. Nash earned his eighth career All-Star berth and his sixth as a Sun, tying **Walter Davis** for the most in franchise history. On Feb. 1, Nash passed Kevin Johnson to become the all-time franchise leader in assists. Gortat had a breakout year in his first full season in Phoenix, leading the club in scoring, rebounding and blocks, and joining All-Star starters Dwight Howard and Andrew Bynum as the only NBA players to average at least 15 points, 10 boards and 1.5 blocks in 2011-12. **Markieff Morris**, selected by the Suns with the 13th overall pick, had the best statistical campaign by a Suns rookie since Amar'e Stoudemire and was selected to participate in the Rising Stars Challenge at All-Star Weekend in Orlando.

The Suns organization gave its highest honor to **John MacLeod**, the winningest head coach in franchise history, inducting him into the Ring of Honor on April 18.



**FRONT ROW:** Assistant Video Coordinator Nick U'Ren, Strength and Conditioning Coach/Assistant Athletic Trainer Mike Elliott, Assistant Athletic Trainer Tom Maystadt, Equipment Manager Jay Gaspar, Video Coordinator Elvis Valcarcel **MIDDLE ROW:** Athletic Trainer Aaron Nelson, Assistant Coach Elston Turner, Assistant Coach Dan Majerle, Head Coach Alvin Gentry, Michael Redd, Sebastian Telfair, Steve Nash, Shannon Brown, Ronnie Price, Assistant Coach Bill Cartwright, Assistant Coach Igor Kokoskov, Player Development Coach Corey Gaines, Assistant Coach Noel Gillespie **BACK ROW:** Jared Dudley, Josh Childress, Hakim Warrick, Channing Frye, Robin Lopez, Marcin Gortat, Markieff Morris, Grant Hill

DATE	OPPONENT	ATTEND.	SCORE	REC.	W/L	DATE	OPPONENT	ATTEND.	SCORE	REC.	W/L
12/26	NEW ORLEANS	17,776	84-85	0-1	L	2/22	GOLDEN STATE	14,558	104-106	14-20	L
12/28	PHILADELPHIA	16,360	83-103	0-2	L	3/1	MINNESOTA	15,071	104-95	15-20	W
12/30	@ NEW ORLEANS	15,790	93-78	1-2	W	3/2	L.A. CLIPPERS	18,091	81-78	16-20	W
12/31	@ OKLAHOMA CITY	18,203	97-107	1-3	L	3/4	SACRAMENTO	15,026	96-88	17-20	W
1/2	GOLDEN STATE	14,793	102-91	2-3	W	3/7	@ OKLAHOMA CITY	18,203	104-115	17-21	L
1/4	@ DALLAS	19,885	89-98	2-4	L	3/8	DALLAS	15,498	96-94	18-21	W
1/6	PORTLAND	16,235	102-77	3-4	W	3/10	MEMPHIS	16,350	98-91	19-21	W
1/8	MILWAUKEE	13,420	109-93	4-4	W	3/12	MINNESOTA	14,568	124-127	19-22	L
1/10	@ L.A. LAKERS	18,997	83-99	4-5	L	3/14	UTAH	14,076	120-111	20-22	W
1/12	CLEVELAND	14,636	90-101	4-6	L	3/15	@ L.A. CLIPPERS	19,060	91-87	21-22	W
1/13	NEW JERSEY	15,191	103-110	4-7	L	3/16	DETROIT	17,148	109-101	22-22	W
1/15	@ SAN ANTONIO	18,581	91-102	4-8	L	3/18	HOUSTON	15,645	99-86	23-22	W
1/17	@ CHICAGO	21,347	97-118	4-9	L	3/20	@ MIAMI	20,212	95-99	23-23	L
1/18	@ NEW YORK	19,763	91-88	5-9	W	3/21	@ ORLANDO	18,930	93-103	23-24	L
1/20	@ BOSTON	18,624	79-71	6-9	W	3/23	@ INDIANA	14,786	113-111	24-24	W
1/23	@ DALLAS	19,944	87-93	6-10	L	3/25	@ CLEVELAND	17,307	108-83	25-24	W
1/24	TORONTO	15,404	96-99	6-11	L	3/27	SAN ANTONIO	16,573	100-107	25-25	L
1/27	@ PORTLAND	20,664	71-109	6-12	L	3/28	@ L.A. CLIPPERS	19,060	86-103	25-26	L
1/28	MEMPHIS	14,903	86-84	7-12	W	4/1	NEW ORLEANS	15,753	92-75	26-26	W
1/30	DALLAS	13,132	99-122	7-13	L	4/3	@ SACRAMENTO	12,462	109-100	27-26	W
2/1	@ NEW ORLEANS	13,598	120-103	8-13	W	4/4	@ UTAH	19,911	107-105	28-26	W
2/3	@ HOUSTON	15,941	81-99	8-14	L	4/6	@ DENVER	19,155	99-105	28-27	L
2/4	CHARLOTTE	14,928	95-89	9-14	W	4/7	L.A. LAKERS	18,237	125-105	29-27	W
2/6	@ ATLANTA	11,823	99-90	10-14	W	4/9	@ MINNESOTA	17,274	114-90	30-27	W
2/7	@ MILWAUKEE	13,203	107-105	11-14	W	4/11	@ MEMPHIS	15,239	93-104	30-28	L
2/9	HOUSTON	16,122	89-96	11-15	L	4/13	@ HOUSTON	18,223	112-105	31-28	W
2/11	@ SACRAMENTO	16,964	98-84	12-15	W	4/14	@ SAN ANTONIO	18,581	91-105	31-29	L
2/13	@ GOLDEN STATE	19,106	96-102	12-16	L	4/16	PORTLAND	15,322	125-107	32-29	W
2/14	@ DENVER	17,873	92-109	12-17	L	4/18	OKLAHOMA CITY	14,873	97-109	32-30	L
2/15	ATLANTA	15,392	99-101	12-18	L	4/19	L.A. CLIPPERS	14,644	93-90	33-30	W
2/17	@ L.A. LAKERS	18,997	99-111	12-19	L	4/21	DENVER	15,877	107-118	33-31	L
2/19	L.A. LAKERS	18,023	102-90	13-19	W	4/24	@ UTAH	19,911	88-100	33-32	L
2/20	WASHINGTON	13,921	104-88	14-19	W	4/25	SAN ANTONIO	17,172	106-110	33-33	L

## 11-12 Final Statistics

PLAYER	G	GS	MIN	3 PT					REBOUNDS					PF-DQ	STL	TO	BLK	PTS-AVG
				FGM-FGA	PCT	FTM-FTA	PCT	ORB-DR	TOT	AST								
GORTAT	66	66	2114	427-769	.555	0-2	.000	163-251	.649	185-474	659	59	142-1	48	90	99	1017-15.4	
DUDLEY	65	60	2020	312-643	.485	80-209	.383	119-164	.726	95-206	301	112	107-0	49	72	19	823-12.7	
NASH	62	62	1961	295-555	.532	55-141	.390	127-142	.894	26-160	186	664	53-0	38	229	8	772-12.5	
BROWN	59	19	1400	251-598	.420	68-188	.362	80-99	.808	38-119	157	69	66-0	44	64	15	650-11.0	
FRYE	64	59	1669	255-613	.416	91-263	.346	73-82	.890	71-308	379	88	176-0	42	63	70	674-10.5	
HILL	49	46	1378	201-451	.446	14-53	.264	83-109	.761	29-142	171	107	88-0	41	65	29	499-10.2	
REDD	51	2	770	144-360	.400	42-132	.318	88-111	.793	14-63	77	33	29-0	13	37	0	418-8.2	
MORRIS	63	7	1227	174-436	.399	43-124	.347	76-106	.717	69-210	279	65	179-2	41	70	42	467-7.4	
WARRICK	35	0	503	74-180	.411	1-10	.100	76-99	.768	31-61	92	30	35-0	8	36	3	225-6.4	
TELFAIR	60	1	895	141-342	.412	33-105	.314	53-67	.791	20-71	91	138	120-0	41	68	12	368-6.1	
LOPEZ	64	0	895	124-269	.461	0-0	—	100-140	.714	90-119	209	20	128-1	18	43	60	348-5.4	
PRICE	36	8	517	49-130	.377	13-44	.295	20-25	.800	18-38	56	67	72-0	34	46	3	131-3.6	
CHILDRESS	34	0	491	48-99	.485	4-24	.167	0-2	.000	31-64	95	34	38-0	14	9	6	100-2.9	
SUNS	66	-	15840	2495-5445	.458	444-1295	.343	1058-1397	.757	717-2035	2752	1486	1233-4	431	928	366	6492-98.4	
OPPONENTS	66	-	15840	2505-5510	.455	398-1131	.352	1100-1444	.762	802-2064	2866	1416	1293-3	526	929	288	6508-98.6	

# All-Time Roster

33	Alvan Adams						6'9"		222 lbs.		F/C		Oklahoma						
Acquired: 1st rd.,1975 NBA Draft (4th Overall).										Departed: Retired 4/29/88.									
YEAR	G	MIN	FGM	FGA	PCT	FTM	FTA	PCT	OR	DR	TR	AVG	AST	AVG	TO	STL	BLK	PTS	AVG
'75-76	80	33.2	629	1341	.469	261	355	.735	215	512	727	9.1	450	5.6	—	121	116	1516	19.0
'76-77	72	31.6	522	1102	.474	252	334	.754	180	472	652	9.1	322	4.5	—	95	87	1296	18.0
'77-78	70	27.3	434	895	.485	214	293	.730	158	407	565	8.1	225	3.2	234	86	63	1082	15.5
'78-79	77	30.7	569	1073	.530	231	289	.799	220	485	705	9.2	360	4.7	279	110	63	1369	17.8
'79-80	75	28.9	465	875	.531	188	236	.797	158	451	609	8.1	322	4.3	218	108	55	1118	14.9
'80-81	75	27.4	458	870	.526	199	259	.768	157	389	546	7.3	344	4.6	226	106	69	1115	14.9
'81-82	79	30.3	507	1027	.494	182	233	.781	138	448	586	7.4	356	4.5	196	114	78	1196	15.1
'82-83	80	30.6	477	981	.486	180	217	.829	161	387	548	6.9	376	4.7	242	114	74	1135	14.2
'83-84	70	20.7	269	582	.462	132	160	.825	118	201	319	4.6	219	3.1	117	73	32	670	9.6
'84-85	82	26.0	476	915	.520	250	283	.883	153	347	500	6.1	308	3.8	197	115	48	1202	14.7
'85-86	78	25.7	341	679	.502	159	203	.783	148	329	477	6.1	324	4.2	206	103	46	841	10.8
'86-87	68	24.9	311	618	.503	134	170	.788	91	247	338	5.0	223	3.3	139	62	37	756	11.1
'87-88	82	20.1	251	506	.496	108	128	.844	118	247	365	4.5	183	2.2	140	82	41	611	7.5
TOTALS	988	27.5	5709	11464	.498	2490	3160	.788	2015	4922	6937	7.0	4012	4.1	2194	1289	809	13907	14.1

## PLAYOFFS

'75-76	19	35.2	137	303	.452	67	82	.817	54	137	191	10.0	98	5.2	—	24	20	341	17.9
'77-78	2	35.5	15	33	.455	2	2	1.000	8	8	16	8.0	4	2.0	9	2	1	32	16.0
'78-79	12	31.0	66	139	.475	22	31	.710	25	65	90	7.5	53	4.4	36	11	12	154	12.8
'79-80	8	31.4	56	99	.566	17	19	.895	18	59	77	9.6	46	5.8	24	7	10	129	16.1
'80-81	7	31.1	27	60	.450	20	28	.714	11	30	41	5.9	26	3.7	19	4	1	74	10.6
'81-82	7	33.3	48	92	.522	22	28	.786	19	32	51	7.3	26	3.7	21	14	10	118	16.9
'82-83	3	28.0	15	32	.469	5	7	.714	3	15	18	6.0	14	4.7	5	2	5	35	11.7
'83-84	17	18.4	53	126	.421	36	53	.679	27	60	87	5.1	42	2.5	34	17	11	142	8.4
'84-85	3	26.3	23	46	.500	5	6	.833	4	13	17	5.7	11	3.7	6	7	7	51	17.0
<b>TOTALS</b>	<b>78</b>	<b>29.4</b>	<b>440</b>	<b>930</b>	<b>.473</b>	<b>196</b>	<b>256</b>	<b>.766</b>	<b>169</b>	<b>419</b>	<b>588</b>	<b>7.5</b>	<b>320</b>	<b>4.1</b>	<b>154</b>	<b>88</b>	<b>77</b>	<b>1076</b>	<b>13.8</b>

12	Rafael Addison					6'7"		226 lbs.		G/F		Syracuse							
Acquired: 2nd rd., 1986 NBA Draft (39th Overall).    Departed: Waived 10/19/87.																			
YEAR	G	MIN	FGM	FGA	PCT	FTM	FTA	PCT	OR	DR	TR	AVG	AST	AVG	TO	STL	BLK	PTS	AVG
'86-87	62	11.5	146	331	.441	51	64	.797	41	65	106	1.7	45	0.7	54	27	7	359	5.8

22	Danny Ainge					6'5"		195 lbs.		G	Brigham Young								
Acquired: Signed as free agent 7/3/92. Departed: Retired 9/18/95.																			
YEAR	G	MIN	FGM	FGA	PCT	FTM	FTA	PCT	OR	DR	TR	AVG	AST	AVG	TO	STL	BLK	PTS	AVG
'92-93	80	27.0	337	730	.462	123	145	.848	49	165	214	2.7	260	3.3	113	69	8	947	11.8
'93-94	68	22.9	224	537	.417	78	94	.830	28	103	131	1.9	180	2.6	81	57	8	606	8.9
'94-95	74	18.6	194	422	.460	105	130	.808	25	84	109	1.5	210	2.8	79	46	7	571	7.7
TOTALS	222	22.9	755	1689	.447	306	369	.829	102	352	454	2.05	650	2.9	273	172	23	2124	9.6

## PLAYOFFS

'92-93	24	24.6	64	170	.376	34	39	.872	20	40	60	2.5	56	2.3	22	12	2	195	8.1
'93-94	10	23.0	27	59	.458	15	21	.714	7	16	23	2.3	21	2.1	5	6	1	86	8.6
'94-95	10	13.7	19	38	.500	10	11	.909	2	8	10	1.0	10	1.0	6	5	0	60	6.0
<b>TOTALS</b>	<b>44</b>	<b>21.8</b>	<b>110</b>	<b>267</b>	<b>.412</b>	<b>59</b>	<b>71</b>	<b>.831</b>	<b>29</b>	<b>64</b>	<b>93</b>	<b>2.1</b>	<b>87</b>	<b>2.0</b>	<b>33</b>	<b>23</b>	<b>3</b>	<b>341</b>	<b>7.8</b>

17	Louis Amundson					6'9"		238 lbs.		F	Nevada-Las Vegas								
Acquired: Signed as free agent 8/14/08.						Departed: Contract expired 6/30/10.													
YEAR	G	MIN	FGM	FGA	PCT	FTM	FTA	PCT	OR	DR	TR	AVG	AST	AVG	TO	STL	BLK	PTS	AVG
'08-09	76	13.7	134	250	.536	53	120	.442	128	142	270	3.6	28	0.4	56	32	65	321	4.2
'09-10	79	14.8	152	276	.551	67	123	.545	128	218	346	4.4	31	0.4	57	24	73	371	4.7
TOTALS	155	14.3	286	526	.544	120	243	.494	256	350	616	4.0	59	0.4	113	56	138	692	4.5

## PLAYOFFS

'09-10	16	12.1	19	36	.528	9	21	.429	30	26	56	3.5	1	0.1	6	6	7	47	2.9
--------	----	------	----	----	------	---	----	------	----	----	----	-----	---	-----	---	---	---	----	-----

21	Robert Archibald					6'11"		250 lbs.		F	Illinois								
Acquired: From Memphis 9/30/03 with Brevin Knight, Cezary Trybanski for Bo Outlaw, Jake Tsakalidis. Departed: To Orlando 12/26/03 for a conditional 2005 2nd rd. pick.																			
YEAR	G	MIN	FGM	FGA	PCT	FTM	FTA	PCT	OR	DR	TR	AVG	AST	AVG	TO	STL	BLK	PTS	AVG
'03-04	1	6.0	0	1	.000	1	2	.500	0	1	1	1.0	1	1.0	1	0	0	1	1.0



## 21 Dennis Awtrey 6'10" 241 lbs. C Santa Clara

**Acquired:** From New Orleans Jazz 9/16/74 with Curtis Perry, Nate Hawthorne, 1st rd. pick for Neal Walk and 2nd rd. pick.  
**Departed:** To Boston 10/11/78 for 2nd rd. pick and cash.

YEAR	G	MIN	FGM	FGA	PCT	FTM	FTA	PCT	OR	DR	TR	AVG	AST	AVG	TO	STL	BLK	PTS	AVG
'74-75	82	34.6	339	722	.470	132	195	.677	242	462	704	8.6	342	4.2	—	60	52	810	9.9
'75-76	74	18.6	142	304	.467	75	109	.688	93	200	293	4.0	159	2.1	—	21	22	359	4.9
'76-77	72	24.4	160	373	.429	91	126	.722	111	245	356	4.9	182	2.5	—	23	31	411	5.7
'77-78	81	20.0	112	264	.424	69	109	.633	97	205	302	3.7	163	2.0	127	19	25	293	3.6
<b>TOTALS</b>	<b>309</b>	<b>24.6</b>	<b>753</b>	<b>1663</b>	<b>.453</b>	<b>367</b>	<b>539</b>	<b>.680</b>	<b>543</b>	<b>1112</b>	<b>1655</b>	<b>5.4</b>	<b>846</b>	<b>2.7</b>	<b>127</b>	<b>123</b>	<b>130</b>	<b>1873</b>	<b>6.1</b>

### PLAYOFFS

'75-76	19	15.1	21	45	.467	18	33	.545	17	46	63	3.3	25	1.3	—	5	9	60	3.2
'77-78	2	12.0	1	4	.250	1	4	1.000	2	0	2	1.0	3	1.5	1	1	0	3	1.5
<b>TOTALS</b>	<b>21</b>	<b>14.8</b>	<b>22</b>	<b>49</b>	<b>.449</b>	<b>19</b>	<b>34</b>	<b>.559</b>	<b>19</b>	<b>46</b>	<b>65</b>	<b>3.1</b>	<b>28</b>	<b>1.3</b>	<b>1</b>	<b>6</b>	<b>9</b>	<b>63</b>	<b>3.0</b>

## 2 James Bailey 6'9" 230 lbs. F Rutgers

**Acquired:** From Cleveland 10/29/87 for 2nd rd. pick. **Departed:** Contract expired on 6/30/88.

YEAR	G	MIN	FGM	FGA	PCT	FTM	FTA	PCT	OR	DR	TR	AVG	AST	AVG	TO	STL	BLK	PTS	AVG
'87-88	65	13.4	109	241	.452	70	89	.787	73	137	210	3.2	42	0.6	70	17	28	298	4.4

## 12 Toby Bailey 6'6" 213 lbs. G UCLA

**Acquired:** From L.A. Lakers 6/24/98 for future consideration. **Departed:** Contract expired on 6/30/00.

YEAR	G	MIN	FGM	FGA	PCT	FTM	FTA	PCT	OR	DR	TR	AVG	AST	AVG	TO	STL	BLK	PTS	AVG
'88-89	27	9.2	34	86	.395	9	13	.692	24	30	54	2.0	13	0.5	11	9	2	78	2.9
'89-90	46	9.8	58	140	.414	45	65	.692	26	46	72	1.6	30	0.7	24	13	4	107	3.5
<b>TOTALS</b>	<b>73</b>	<b>9.6</b>	<b>92</b>	<b>226</b>	<b>.407</b>	<b>54</b>	<b>78</b>	<b>.692</b>	<b>50</b>	<b>76</b>	<b>126</b>	<b>1.7</b>	<b>43</b>	<b>0.6</b>	<b>35</b>	<b>22</b>	<b>6</b>	<b>185</b>	<b>2.5</b>

### PLAYOFFS

'99-00	5	12.0	1	4	.250	1	1	1.000	2	0	2	1.0	3	1.5	1	1	0	3	1.5
--------	---	------	---	---	------	---	---	-------	---	---	---	-----	---	-----	---	---	---	---	-----

## 2 Marcus Banks 6'2" 200 lbs. G Nevada-Las Vegas

**Acquired:** Signed as free agent 7/20/06. **Departed:** To Miami 2/6/08 with Shawn Marion for Shaquille O'Neal.

YEAR	G	MIN	FGM	FGA	PCT	FTM	FTA	PCT	OR	DR	TR	AVG	AST	AVG	TO	STL	BLK	PTS	AVG
'06-07	45	11.2	84	196	.429	48	60	.800	10	28	38	0.8	60	1.3	40	23	3	221	4.9
'07-08	24	12.9	44	109	.404	12	16	.789	3	17	20	0.8	25	1.0	16	8	8	125	5.2
<b>TOTALS</b>	<b>69</b>	<b>11.8</b>	<b>128</b>	<b>305</b>	<b>.420</b>	<b>60</b>	<b>76</b>	<b>.789</b>	<b>13</b>	<b>45</b>	<b>58</b>	<b>0.8</b>	<b>85</b>	<b>1.2</b>	<b>56</b>	<b>31</b>	<b>11</b>	<b>346</b>	<b>5.0</b>

### PLAYOFFS

'06-07	2	3.5	0	2	—	2	2	1.000	0	0	0	0.0	1	0.5	0	0	0	2	1.0
--------	---	-----	---	---	---	---	---	-------	---	---	---	-----	---	-----	---	---	---	---	-----

## 40 Mike Bantom 6'9" 210 lbs. F St. Joseph's

**Acquired:** 1st rd., 1973 NBA Draft (8th Overall). **Departed:** To Seattle 11/22/75.

YEAR	G	MIN	FGM	FGA	PCT	FTM	FTA	PCT	OR	DR	TR	AVG	AST	AVG	TO	STL	BLK	PTS	AVG
'73-74	76	26.0	314	787	.399	141	213	.662	172	347	519	6.8	163	2.1	—	50	47	769	10.1
'74-75	82	27.3	418	907	.461	185	259	.714	211	342	553	6.7	159	1.9	—	62	47	1021	12.5
'75-76	7	9.7	8	26	.308	5	5	1.000	7	16	23	3.3	3	0.4	—	2	2	21	3.0
<b>TOTALS</b>	<b>165</b>	<b>26.0</b>	<b>740</b>	<b>1720</b>	<b>.430</b>	<b>331</b>	<b>477</b>	<b>.694</b>	<b>390</b>	<b>705</b>	<b>1095</b>	<b>6.6</b>	<b>325</b>	<b>2.0</b>	<b>—</b>	<b>114</b>	<b>96</b>	<b>1811</b>	<b>11.0</b>

## 10 Leandro Barbosa 6'3" 202 lbs. G Sao Paulo, Brazil

**Acquired:** Draft rights from San Antonio 6/26/03 for a future protected 1st rd. pick. **Departed:** To Toronto 7/14/10 with Dwayne Jones for Hedo Turkoglu.

YEAR	G	MIN	FGM	FGA	PCT	FTM	FTA	PCT	OR	DR	TR	AVG	AST	AVG	TO	STL	BLK	PTS	AVG
'03-04	70	21.4	210	470	.447	67	61	.770	23	100	123	1.8	165	2.4	120	93	7	550	7.9
'04-05	63	17.2	168	354	.475	55	69	.797	32	98	130	2.1	126	2.0	87	30	7	442	7.0
'05-06	57	27.9	273	567	.481	111	147	.755	31	119	150	2.6	158	2.8	89	48	6	744	13.1
'06-07	80	32.7	529	1111	.476	196	232	.845	22	192	214	2.7	317	4.0	146	96	15	1444	18.1
'07-08	82	29.5	472	1021	.462	175	213	.822	40	191	231	2.8	216	2.6	117	75	18	1283	15.6
'08-09	70	24.4	366	759	.482	171	194	.881	34	147	181	2.6	162	2.3	93	82	7	993	14.2
'09-10	44	17.9	155	365	.425	64	73	.877	11	58	69	1.6	64	1.5	46	23	12	418	9.5
<b>TOTALS</b>	<b>466</b>	<b>25.1</b>	<b>2173</b>	<b>4647</b>	<b>.468</b>	<b>819</b>	<b>989</b>	<b>.828</b>	<b>193</b>	<b>905</b>	<b>1098</b>	<b>2.4</b>	<b>1208</b>	<b>2.6</b>	<b>698</b>	<b>447</b>	<b>72</b>	<b>5874</b>	<b>12.6</b>

### PLAYOFFS

'04-05	12	9.8	12	35	.343	2	4	.500	5	12	17	1.4	12	1.0	5	3	0	30	2.5
'05-06	20	31.6	103	219	.470	50	58	.862	5	27	32	1.6	54	2.7	29	15	4	283	14.2
'06-07	11	31.7	64	158	.405	28	39	.718	7	31	38	3.5	24	2.2	22	12	2	174	15.8
'07-08	5	28.6	19	55	.345	10	11	.909	2	18	20	4.0	9	1.8	4	3	0	52	10.4
'09-10	16	15.6	43	103	.417	17	24	.708	2	19	21	1.3	20	1.3	15	5	2	115	7.2
<b>TOTALS</b>	<b>64</b>	<b>23.3</b>	<b>241</b>	<b>570</b>	<b>.423</b>	<b>107</b>	<b>136</b>	<b>.787</b>	<b>21</b>	<b>107</b>	<b>128</b>	<b>2.0</b>	<b>119</b>	<b>1.9</b>	<b>75</b>	<b>38</b>	<b>8</b>	<b>654</b>	<b>10.2</b>

## 34 Charles Barkley 6'6" 252 lbs. F Auburn

**Acquired:** From Philadelphia 6/17/92 for Jeff Hornacek, Andrew Lang, Tim Perry. **Departed:** To Houston 8/19/96 with 2nd rd. pick for Chucky Brown, Mark Bryant, Sam Cassell and Robert Horry.

YEAR	G	MIN	FGM	FGA	PCT	FTM	FTA	PCT	OR	DR	TR	AVG	AST	AVG	TO	STL	BLK	PTS	AVG
'92-93	76	37.6	716	1376	.520	445	582	.765	237	691	928	12.2	385	5.1	233	119	74	1944	25.6
'93-94	65	35.4	518	1056	.495	318	452	.704	198	452	727	11.2	296	4.6	206	101	37	1402	21.2
'94-95	68	35.0	554	1141	.486	379	507	.748	203	553	756	11.1	276	4.1	150	110	45	1561	23.0
'95-96	71	37.1	580	1160	.500	440	566	.777	243	578	821	11.6	262	3.7	218	114	56	1649	23.2
<b>TOTALS</b>	<b>280</b>	<b>36.3</b>	<b>2368</b>	<b>4723</b>	<b>.501</b>	<b>1582</b>	<b>2107</b>	<b>.750</b>	<b>881</b>	<b>2351</b>	<b>3232</b>	<b>11.5</b>	<b>1219</b>	<b>4.4</b>	<b>807</b>	<b>444</b>	<b>212</b>	<b>6556</b>	<b>23.4</b>

### PLAYOFFS

'92-93	24	43.2	230	482	.477	168	218	.771	93	233	326	14.4	102	4.2	50	39	25	638	26.6
'93-94	10	42.5	110	216	.509	42	55	.764	34	96	130	13.0	48	4.8	27	25	9	276	27.6
'94-95	10	39.0	91	182	.500	66	90	.733	39	95	134	13.4	32	3.7	25	13	11	257	25.7
'95-96	4	41.0	31	70	.443	37	47	.787	18	36	54	13.5	15	3.8	6	4	4	102	25.5
<b>TOTALS</b>	<b>48</b>	<b>42.0</b>	<b>462</b>	<b>950</b>	<b>.486</b>	<b>313</b>	<b>410</b>	<b>.763</b>	<b>184</b>	<b>460</b>	<b>644</b>	<b>13.4</b>	<b>197</b>	<b>4.1</b>	<b>108</b>	<b>81</b>	<b>49</b>	<b>1273</b>	<b>26.5</b>

## 22 Matt Barnes 6'7" 226 lbs. F UCLA

Acquired: Signed as a free agent 7/22/08. Departed: Contract expired 6/30/09.

YEAR	G	MIN	FGM	FGA	PCT	FTM	FTA	PCT	OR	DR	TR	AVG	AST	AVG	TO	STL	BLK	PTS	AVG
'08-09	77	27.0	285	674	.423	101	136	.743	79	342	421	5.5	212	2.8	130	52	26	788	10.2

## 12 Andre Barrett 5'10" 173 lbs. G Seton Hall

Acquired: Signed a 10-day contract 3/1/06. Departed: Released from his second 10-day contract 3/15/06.

YEAR	G	MIN	FGM	FGA	PCT	FTM	FTA	PCT	OR	DR	TR	AVG	AST	AVG	TO	STL	BLK	PTS	AVG
'05-06	2	10.5	3	7	.429	3	3	1.000	1	2	3	1.5	2	1.0	1	0	0	9	4.5

## 30 Earl Barron 7'0" 250 lbs. C Memphis

Acquired: Signed as free agent 11/16/10. Departed: Waived 12/21/10.

YEAR	G	MIN	FGM	FGA	PCT	FTM	FTA	PCT	OR	DR	TR	AVG	AST	AVG	TO	STL	BLK	PTS	AVG
'10-11	12	183	12	51	.235	12	20	.600	16	24	40	3.3	4	0.3	11	6	4	36	3.0

## 3 Kenny Battle 6'6" 211 lbs. F Illinois

Acquired: From Detroit following 1989 NBA Draft with Micheal Williams for Anthony Cook (24th Overall).

Departed: Waived 1/23/91.

YEAR	G	MIN	FGM	FGA	PCT	FTM	FTA	PCT	OR	DR	TR	AVG	AST	AVG	TO	STL	BLK	PTS	AVG
'89-90	59	12.4	93	170	.547	55	82	.671	44	80	124	2.1	38	0.6	32	35	11	242	4.1
'90-91	16	16.4	38	86	.442	20	29	.690	21	32	53	3.3	15	0.9	13	19	6	96	6.0
TOTALS	75	13.3	131	256	.512	75	111	.676	65	112	177	2.4	53	.71	45	54	17	338	4.5

### PLAYOFFS

'89-90	8	4.3	4	13	.308	1	1	1.000	1	4	5	0.6	0	0.0	—	0	0	9	1.1
--------	---	-----	---	----	------	---	---	-------	---	---	---	-----	---	-----	---	---	---	---	-----

## 50 William Bedford 7'1" 235 lbs. C Memphis State

Acquired: 1st rd., 1986 NBA Draft (6th Overall). Departed: To Detroit 6/19/87 for 1st rd. pick.

YEAR	G	MIN	FGM	FGA	PCT	FTM	FTA	PCT	OR	DR	TR	AVG	AST	AVG	TO	STL	BLK	PTS	AVG
'86-87	50	19.6	142	358	.397	50	86	.581	79	167	246	4.9	57	1.1	85	18	37	334	6.7

## 14 Charlie Bell 6'3" 200 lbs. G Michigan State

Acquired: Signed as free agent 7/23/01. Departed: Waived 12/11/01.

YEAR	G	MIN	FGM	FGA	PCT	FTM	FTA	PCT	OR	DR	TR	AVG	AST	AVG	TO	STL	BLK	PTS	AVG
'01-02	5	8.4	3	11	.273	2	2	1.000	2	2	4	0.8	2	0.4	5	0	0	8	1.6

## 19 Raja Bell 6'5" 215 lbs. G Florida International

Acquired: Signed as a free agent on 8/3/05. Departed: Traded along with Boris Diaw and Sean Singletary to Charlotte on 12/10/08 in exchange for Jason Richardson, Jared Dudley and a 2010 second-round pick.

YEAR	G	MIN	FGM	FGA	PCT	FTM	FTA	PCT	OR	DR	TR	AVG	AST	AVG	TO	STL	BLK	PTS	AVG
'05-06	79	37.5	425	930	.457	115	146	.788	44	209	253	3.2	207	2.6	89	76	22	1162	14.7
'06-07	78	37.4	410	950	.432	118	152	.776	48	203	251	3.2	196	2.5	83	50	22	1143	14.7
'07-08	75	35.3	317	753	.421	79	91	.868	47	227	274	3.7	168	2.2	65	54	27	889	11.9
'08-09	22	32.4	76	177	.429	16	21	.762	8	56	64	2.9	29	1.3	18	13	2	212	9.6
TOTALS	254	36.4	1228	2810	.437	328	410	.800	147	695	842	3.3	600	2.4	255	193	73	3406	13.4

### PLAYOFFS

'05-06	17	39.6	79	165	.479	34	41	.829	8	40	48	2.8	37	2.2	10	11	4	232	13.6
'06-07	11	39.8	40	87	.460	12	14	.857	6	27	33	3.0	20	1.8	15	10	2	112	10.2
'07-08	5	43.0	21	37	.568	13	16	.813	6	22	28	5.6	11	2.2	5	2	1	68	13.6
TOTALS	33	40.2	140	289	.484	59	71	.831	20	89	109	3.3	68	2.1	30	23	7	412	12.5

## 8 Mario Bennett 6'9" 235 lbs. F Arizona State

Acquired: 1st rd., 1995 NBA Draft (27th Overall). Departed: Waived 10/29/96.

YEAR	G	MIN	FGM	FGA	PCT	FTM	FTA	PCT	OR	DR	TR	AVG	AST	AVG	TO	STL	BLK	PTS	AVG
'95-96	19	12.1	29	64	.453	27	42	.643	21	28	49	2.6	6	0.3	11	11	11	85	4.5

## 12 Eddie Biedenbach 6'1" 175 lbs. G N.C. State

Acquired: Signed as free agent 10/18/68. Departed: Waived 11/21/68.

YEAR	G	MIN	FGM	FGA	PCT	FTM	FTA	PCT	OR	DR	TR	AVG	AST	AVG	TO	STL	BLK	PTS	AVG
'68-69	7	2.6	0	6	.000	4	6	.667				0.3	3	0.4	—	—	—	4	0.6

## 40 Corie Blount 6'10" 242 lbs. F Cincinnati

Acquired: Signed as free agent 9/9/99. Departed: To Golden State 1/26/01 with Ruben Garces, Paul McPherson for Vinny Del Negro.

YEAR	G	MIN	FGM	FGA	PCT	FTM	FTA	PCT	OR	DR	TR	AVG	AST	AVG	TO	STL	BLK	PTS	AVG
'99-00	38	11.7	44	89	.494	19	33	.576	52	61	113	3.0	10	0.3	15	7	28	107	2.8
'00-01	30	12.9	23	47	.489	8	15	.533	35	50	85	2.8	8	0.3	18	13	5	54	1.8
TOTALS	68	12.3	67	136	.493	27	48	.563	87	111	198	2.9	18	0.3	33	20	33	161	2.4

### PLAYOFFS

'99-00	9	18.0	17	31	.548	10	18	.556	25	31	56	6.2	3	0.3	13	6	6	44	4.9
--------	---	------	----	----	------	----	----	------	----	----	----	-----	---	-----	----	---	---	----	-----

## 10 Dexter Boney 6'4" 220 lbs. G UNLV

Acquired: Signed as a free agent 1/31/97. Departed: Waived 2/20/97.

YEAR	G	MIN	FGM	FGA	PCT	FTM	FTA	PCT	OR	DR	TR	AVG	AST	AVG	TO	STL	BLK	PTS	AVG
'96-97	8	6.0	6	19	.316	6	8	.750	3	3	6	0.8	0	0.0	1	2	1	19	2.4

## 7 Dudley Bradley 6'6" 195 lbs. G North Carolina

Acquired: From Indiana 6/8/81 for two 2nd rd. picks. Departed: Waived 7/1/82.

YEAR	G	MIN	FGM	FGA	PCT	FTM	FTA	PCT	OR	DR	TR	AVG	AST	AVG	TO	STL	BLK	PTS	AVG
'81-82	64	14.6	125	281	.445	74	100	.740	30	57	87	1.4	80	1.3	71	78	10	325	5.1

### PLAYOFFS

'81-82	7	3.4	2	8	.250	1	1	1.000	0	1	1	0.1	5	0.7	5	1	1	5	0.7
--------	---	-----	---	---	------	---	---	-------	---	---	---	-----	---	-----	---	---	---	---	-----

## 23 Mike Bratz 6'2" 185 lbs. G Stanford

Acquired: 3rd rd., 1977 NBA Draft (66th Overall). Departed: Waived 7/1/80.

YEAR	G	MIN	FGM	FGA	PCT	FTM	FTA	PCT	OR	DR	TR	AVG	AST	AVG	TO	STL	BLK	PTS	AVG
'77-78	80	11.7	159	395	.403	56	68	.824	42	73	115	1.4	123	1.5	89	39	5	374	4.7
'78-79	77	16.8	242	533	.454	139	170	.818	55	86	141	1.8	179	2.3	135	64	7	623	8.1
'79-80	82	19.4	269	687	.392	141	162	.870	50	117	167	2.0	223	2.7	135	93	9	700	8.5
TOTALS	239	16.0	670	1615	.415	336	400	.840	147	276	423	1.8	525	2.2	359	196	21	1697	7.1

### PLAYOFFS

'77-78	2	4.5	1	5	.200	0	0	.000	0	0	0	0.0	1	0.5	0	0	0	2	1.0
'78-79	15	19.5	57	115	.496	45	59	.763	10	11	21	1.4	30	2.0	29	15	3	159	10.6
'79-80	8	21.1	43	84	.512	9	10	.900	6	14	20	2.5	16	2.0	13	9	0	104	13.0
TOTALS	25	18.8	101	204	.495	54	69	.783	16	25	41	1.6	47	1.9	42	24	3	265	10.6

## 0 Aaron Brooks 6'0" 161 lbs. G Oregon

Acquired: From Houston on 2/24/11 for Goran Dragic and a 2011 first-round pick. Departed: Restricted free agent signed to play in China; Suns still own his NBA rights

YEAR	G	MIN	FGM	FGA	PCT	FTM	FTA	PCT	OR	DR	TR	AVG	AST	AVG	TO	STL	BLK	PTS	AVG
'10-11	25	18.9	86	200	.430	46	57	.807	9	18	27	1.1	104	4.2	44	13	1	240	9.6

## 52 Chucky Brown 6'8" 215 lbs. F North Carolina State

Acquired: From Houston 8/19/96 with Mark Bryant, Sam Cassell and Robert Horry for Charles Barkley. Departed: To Milwaukee 12/4/96 for Darrin Hancock and 2nd rd. pick.

YEAR	G	MIN	FGM	FGA	PCT	FTM	FTA	PCT	OR	DR	TR	AVG	AST	AVG	TO	STL	BLK	PTS	AVG
'96-97	10	8.3	13	26	.500	8	11	.727	3	13	16	1.6	4	0.4	4	0	2	34	3.4

## 11 Dee Brown 6'0" 181 lbs. G Illinois

Acquired: Signed as free agent 12/24/08. Departed: Released 1/6/09.

YEAR	G	MIN	FGM	FGA	PCT	FTM	FTA	PCT	OR	DR	TR	AVG	AST	AVG	TO	STL	BLK	PTS	AVG
'08-09	2	14.0	1	5	.200	2	2	1.000	0	1	1	0.5	3	1.5	3	0	0	5	2.5

## 4 Gerald Brown 6'4" 210 lbs. G Pepperdine

Acquired: Signed as free agent 1/25/99. Departed: Waived 12/21/99.

YEAR	G	MIN	FGM	FGA	PCT	FTM	FTA	PCT	OR	DR	TR	AVG	AST	AVG	TO	STL	BLK	PTS	AVG
'98-99	33	7.2	33	89	.371	11	14	.786	5	17	22	0.7	31	0.9	22	5	1	80	2.4

## 45 Mike Brown 6'10" 260 lbs. F George Washington

Acquired: Signed as free agent 4/5/97; 4/18/98. Departed: Contract expired on 6/30/97; 6/30/98.

YEAR	G	MIN	FGM	FGA	PCT	FTM	FTA	PCT	OR	DR	TR	AVG	AST	AVG	TO	STL	BLK	PTS	AVG
'96-97	6	13.8	5	12	.417	6	10	.600	9	16	25	4.2	5	0.8	2	1	1	16	2.7

### PLAYOFFS

'96-97	4	6.8	2	5	.400	7	8	.875	2	2	4	1.0	1	0.3	1	0	0	11	3.7
'97-98	1	1.0	0	0	—	0	0	—	0	0	0	0.0	0	0.0	0	0	0	0	0.0

## 0 Randy Brown 6'2" 190 lbs. G New Mexico State

Acquired: From Boston 2/20/02 with Joe Johnson, Milt Palacio, 2002 1st rd. pick (Casey Jacobsen) for Rodney Rogers and Tony Delk. Departed: Contract expired on 6/30/03.

YEAR	G	MIN	FGM	FGA	PCT	FTM	FTA	PCT	OR	DR	TR	AVG	AST	AVG	TO	STL	BLK	PTS	AVG
'02-03	32	8.2	16	43	.372	9	12	.750	3	23	26	0.8	35	1.1	17	17	2	41	1.3

## 2 Mark Bryant 6'9" 245 lbs. F Seton Hall

Acquired: From Houston 8/19/96 with Chucky Brown, Sam Cassell and Robert Horry for Charles Barkley. Departed: To Chicago 1/23/99 with Martin Muursepp, Bubba Wells, 1st rd. pick for Luc Longley.

YEAR	G	MIN	FGM	FGA	PCT	FTM	FTA	PCT	OR	DR	TR	AVG	AST	AVG	TO	STL	BLK	PTS	AVG
'96-97	41	24.8	152	275	.553	76	108	.704	67	145	212	5.2	47	1.1	46	22	5	380	9.3
'97-98	70	15.9	109	225	.484	73	95	.768	92	152	244	3.5	46	.07	58	36	15	291	4.2
TOTALS	111	2128	261	500	.522	149	203	.734	159	297	456	4.1	93	.08	104	58	20	671	6.0

### PLAYOFFS

'96-97	4	9.0	4	10	.400	3	3	1.000	1	3	4	1.0	—	—	2	—	—	11	2.8
'97-98	4	23.3	17	34	.500	6	12	.500	9	14	23	5.8	1	0.3	3	4	2	40	10.0
TOTALS	8	16.1	21	44	.477	9	15	.600	10	17	27	3.4	1	0.1	5	4	2	51	6.4

## 26 Jud Buechler 6'6" 228 lbs. G/F Arizona

Acquired: From Detroit 7/18/01 with John Wallace for Clifford Robinson. Departed: To Orlando 11/16/01 in three-team trade with L.A. Clippers that also sent Vinny Del Negro to L.A. Clippers and brought Bo Outlaw and 1st rd. pick from Orlando.

YEAR	G	MIN	FGM	FGA	PCT	FTM	FTA	PCT	OR	DR	TR	AVG	AST	AVG	TO	STL	BLK	PTS	AVG
'01-02	6	9.0	2	6	.333	0	0	—	2	6	8	1.3	3	0.5	1	1	0	6	1.0

# ALL FOR ORANGE

11	Pat Burke					6'11"			250 lbs.			C	Auburn							
Acquired: Signed as free agent 8/18/05.						Departed: Contract expired 6/30/07.														
YEAR	G	MIN	FGM	FGA	PCT	FTM	FTA	PCT	OR	DR	TR	AVG	AST	AVG	TO	STL	BLK	PTS	AVG	
'05-06	42	8.2	63	127	.496	13	21	.619	21	52	73	1.7	16	0.4	33	6	13	141	3.4	
'06-07	23	7.1	23	65	.354	8	13	.615	12	35	47	2.0	5	0.2	7	3	2	60	2.6	
TOTALS	65	7.8	86	192	.448	21	34	.618	33	87	120	1.8	21	0.3	40	9	15	201	3.1	

## PLAYOFFS

YEAR	G	MIN	FGM	FGA	PCT	FTM	FTA	PCT	OR	DR	TR	AVG	AST	AVG	TO	STL	BLK	PTS	AVG
'05-06	3	2.3	2	4	.500	0	1	.000	1	2	3	1.0	0	0.0	0	0	1	5	1.7
'06-07	3	2.3	1	2	.500	0	0	.000	0	1	1	0.3	0	0.0	0	0	1	2	0.7
TOTALS	6	2.3	3	6	.500	0	1	.000	1	3	4	0.7	0	0.0	0	0	2	7	1.2

15	Steve Burtt					6'2"		195 lbs.		G	Iona								
Acquired: Signed as free agent 2/14/92.						Departed: Waived 7/2/92.													
YEAR	G	MIN	FGM	FGA	PCT	FTM	FTA	PCT	OR	DR	TR	AVG	AST	AVG	TO	STL	BLK	PTS	AVG
'91-92	31	11.5	74	160	.463	38	54	.704	10	24	34	1.1	59	1.9	33	16	4	187	6.0
PLAYOFFS																			
'91-92	8	13.0	16	38	.421	18	21	.857	3	9	12	1.5	14	1.8	8	5	0	50	6.3

10	Don Buse										6'4"		192 lbs.		G	Evansville													
Acquired: From Indiana 9/6/77 for Ricky Sobers.																				Departed: To Indiana 11/25/80 for two 2nd rd. picks.									
Year	G	MIN	FGM	FGA	PCT	FTM	FTA	PCT	OR	DR	TR	AVG	AST	AVG	TO	STL	BLK	PTS	AVG										
'77-78	82	31.1	287	626	.458	112	136	.824	59	190	249	3.0	391	4.8	124	185	14	686	8.4										
'78-79	82	31.0	285	576	.495	70	91	.769	44	173	217	2.6	356	4.3	96	156	18	640	7.8										
'79-80	81	30.9	261	589	.443	85	128	.664	70	163	233	2.9	320	4.0	91	132	10	626	7.7										
TOTALS	245	31.0	833	1791	.465	267	355	.752	173	526	699	2.9	1067	4.4	311	473	42	1952	8.0										

## PLAYOFFS

YEAR	G	MIN	FGM	FGA	PCT	FTM	FTA	PCT	OR	DR	TR	AVG	AST	AVG	TO	STL	BLK	PTS	AVG
'77-78	2	38.0	4	11	.364	0	0	.000	0	5	5	2.5	4	2.0	1	4	0	8	4.0
'78-79	15	34.1	47	116	.405	24	33	.727	17	38	55	3.7	52	3.5	15	23	5	118	7.9
'79-80	8	29.5	28	64	.438	7	11	.636	8	13	21	2.6	44	7.3	13	6	0	68	8.5
TOTALS	25	32.9	79	191	.414	31	44	.705	25	56	81	3.2	100	4.0	29	33	5	194	7.8

45	Marty Byrnes					6'7"			218 lbs.		F	Syracuse									
Acquired: 1st rd., 1978 NBA Draft (19th Overall).											Departed: To New Orleans Jazz 1/12/79 with Ron Lee, two 1st rd. picks for Leonard "Truck" Robinson.										
YEAR	G	MIN	FGM	FGA	PCT	FTM	FTA	PCT	OR	DR	TR	AVG	AST	AVG	TO	STL	BLK	PTS	AVG		
'78-79	43	17.1	109	223	.489	73	100	.730	49	48	97	2.3	61	1.4	79	15	2	291	6.8		

11	Zarko Cabarkapa					6'11"		225 lbs.		F	Buducnost (Serbia)								
Acquired: 1st rd., 2003 NBA Draft (17th Overall).										Departed: To Golden State 1/3/05 for two future 2nd rd. picks.									
YEAR	G	MIN	FGM	FGA	PCT	FTM	FTA	PCT	OR	DR	TR	AVG	AST	AVG	TO	STL	BLK	PTS	AVG
'03-04	49	11.6	81	197	.411	35	53	.660	26	73	99	2.0	40	0.8	54	10	13	203	4.1
'04-05	3	3.7	4	7	.571	1	1	1.000	2	1	3	1.0	0	0.0	0	0	0	9	3.0
TOTALS	52	11.2	85	204	.417	36	54	.667	28	74	102	2.0	40	0.8	54	10	13	212	4.1

20	Corky Calhoun										6'7"		212 lbs.		F	Pennsylvania						
Acquired: 1st rd., 1972 NBA Draft (4th Overall).													Departed: To L.A. Lakers 11/27/74 for 2nd rd. and 3rd rd. picks.									
YEAR	G	MIN	FGM	FGA	PCT	FTM	FTA	PCT	OR	DR	TR	AVG	AST	AVG	TO	STL	BLK	PTS	AVG			
'72-73	82	24.7	211	450	.469	71	96	.740	115	292	407	5.1	135	1.8	—	—	—	634	8.2			
'73-74	77	28.7	268	581	.461	98	129	.760	115	292	407	5.3	135	1.8	—	71	30	693	6.0			
'74-75	13	8.3	12	32	.375	14	15	.933	14	19	33	2.5	4	0.3	—	6	2	38	2.9			
TOTALS	172	25.3	491	1063	.462	183	240	.763	129	311	778	4.5	215	1.3	—	77	32	1165	6.8			

43	Chris Carr										6'5"		207 lbs.		G	Southern Illinois					
Acquired: 2nd rd., 1995 NBA Draft (56th Overall).										Departed: Signed by Minnesota as free agent 7/19/96.											
YEAR	G	MIN	FGM	FGA	PCT	FTM	FTA	PCT	OR	DR	TR	AVG	AST	AVG	TO	STL	BLK	PTS	AVG		
'95-96	60	9.8	90	217	.415	49	60	.817	27	75	102	1.7	43	0.7	40	10	5	240	4.0		

2	Joe Barry Carroll					7'1"					255 lbs.		C	Purdue						
Acquired: Signed as free agent 1/26/91.											Departed: Waived 10/30/91.									
YEAR	G	MIN	FGM	FGA	PCT	FTM	FTA	PCT	OR	DR	TR	AVG	AST	AVG	TO	STL	BLK	PTS	AVG	
'90-91	11	8.7	13	36	.361	11	12	.917	3	21	24	2.2	11	1.0	12	1	8	37	3.4	

25	Vince Carter										6'6"		220 lbs.		G	North Carolina					
Acquired: From Orlando 12/18/10 with Marcin Gortat, Mickael Pietrus, a 2011 first-round pick and cash considerations for Jason Richardson, Hedo Turkoglu and Earl Clark. Departed: Waived 12/10/11.																					
YEAR	G	MIN	FGM	FGA	PCT	FTM	FTA	PCT	OR	DR	TR	AVG	AST	AVG	TO	STL	BLK	PTS	AVG		
'10-11	51	13.87	264	625	.422	72	98	.735	43	142	185	3.6	82	1.6	54	47	17	689	13.5		

10	Sam Cassell					6'3"		185 lbs.		G	Florida State									
Acquired: From Houston 8/19/96 with Chucky Brown, Mark Bryant and Robert Horry for Charles Barkley.																Departed: To Dallas 12/26/96 with Michael Finley, A. C. Green and 2nd rd. pick for Jason Kidd, Loren Meyer and Tony Dumas.				
YEAR	G	MIN	FGM	FGA	PCT	FTM	FTA	PCT	OR	DR	TR	AVG	AST	AVG	TO	STL	BLK	PTS	AVG	
'96-97	22	24.5	100	241	.415	106	124	.855	12	38	50	2.3	99	4.5	70	23	6	325	14.8	

## 23/1 Cedric Ceballos 6'7" 220 lbs. F Cal-State Fullerton

**Acquired:** 2nd rd., 1990 NBA Draft (48th Overall); From L.A. Lakers on 1/10/97 with Rumeal Robinson for Robert Horry and Joe Kleine. **Departed:** To L.A. Lakers 9/23/94 for 1995 1st rd. pick (Michael Finley); To Dallas 2/18/98 for Dennis Scott.

YEAR	G	MIN	FGM	FGA	PCT	FTM	FTA	PCT	OR	DR	TR	AVG	AST	AVG	TO	STL	BLK	PTS	AVG
'90-91	63	11.6	204	491	.487	110	166	.663	77	73	150	2.4	35	0.6	69	22	5	519	8.2
'91-92	64	11.2	176	365	.482	109	148	.736	60	92	152	2.4	50	0.8	71	16	11	462	7.2
'92-93	74	21.7	381	662	.576	187	258	.725	172	236	408	5.5	77	1.0	106	54	28	949	12.8
'93-94	53	30.2	425	795	.535	160	221	.724	153	191	344	6.5	91	1.7	93	59	23	1010	19.1
'96-97	38	28.2	421	492	.449	111	149	.745	80	176	256	6.7	47	1.2	64	25	17	569	15.0
'97-98	35	17.9	129	258	.500	60	84	.714	51	98	149	4.3	35	1.0	39	22	8	333	9.5
<b>TOTALS</b>	<b>327</b>	<b>19.4</b>	<b>1536</b>	<b>3063</b>	<b>.501</b>	<b>737</b>	<b>1026</b>	<b>.718</b>	<b>593</b>	<b>866</b>	<b>1459</b>	<b>4.5</b>	<b>335</b>	<b>1.0</b>	<b>442</b>	<b>198</b>	<b>92</b>	<b>3842</b>	<b>11.7</b>

### PLAYOFFS

YEAR	G	MIN	FGM	FGA	PCT	FTM	FTA	PCT	OR	DR	TR	AVG	AST	AVG	TO	STL	BLK	PTS	AVG
'90-91	3	8.0	7	12	.583	2	6	.333	3	2	5	1.7	2	0.7	1	2	—	16	5.3
'91-92	8	23.5	44	80	.550	20	30	.667	20	31	51	6.4	12	1.5	11	6	6	108	13.5
'92-93	16	11.6	40	71	.571	16	22	.727	13	24	37	2.3	13	0.8	5	5	7	96	6.0
'93-94	10	21.2	43	93	.462	15	18	.833	16	20	44	4.4	8	0.8	11	8	2	101	10.1
'96-97	5	21.4	11	33	.333	8	8	1.000	9	17	26	5.2	26	0.6	8	4	3	33	6.6
<b>TOTALS</b>	<b>42</b>	<b>17.0</b>	<b>145</b>	<b>289</b>	<b>.502</b>	<b>61</b>	<b>84</b>	<b>.726</b>	<b>61</b>	<b>94</b>	<b>163</b>	<b>3.9</b>	<b>61</b>	<b>1.5</b>	<b>36</b>	<b>25</b>	<b>18</b>	<b>354</b>	<b>8.4</b>

## 24 Bill Chamberlain 6'6" 210 lbs. F North Carolina

**Acquired:** From Golden State 1/25/74 for 3rd rd. pick. **Departed:** Waived 9/24/74.

YEAR	G	MIN	FGM	FGA	PCT	FTM	FTA	PCT	OR	DR	TR	AVG	AST	AVG	TO	STL	BLK	PTS	AVG
'73-74	28	13.1	57	130	.438	39	56	.696	33	40	73	2.6	37	1.3	—	20	12	153	5.5

## 44 Jerry Chambers 6'5" 186 lbs. G Utah

**Acquired:** From Philadelphia 1/20/69 for George Wilson. **Departed:** Picked by Portland 5/11/70 in NBA Expansion Draft.

YEAR	G	MIN	FGM	FGA	PCT	FTM	FTA	PCT	OR	DR	TR	AVG	AST	AVG	TO	STL	BLK	PTS	AVG
'69-70	79	14.4	283	658	.430	91	125	.728	—	—	219	2.8	54	0.7	—	—	—	657	8.3

### PLAYOFFS

YEAR	G	MIN	FGM	FGA	PCT	FTM	FTA	PCT	OR	DR	TR	AVG	AST	AVG	TO	STL	BLK	PTS	AVG
'69-70	7	10.4	14	37	.378	5	8	.625	—	—	17	2.4	7	1.0	—	—	—	33	4.7

## 24 Tom Chambers 6'10" 230 lbs. F Utah

**Acquired:** Signed as first unrestricted free agent 7/8/88; Signed as free agent 8/22/97. **Departed:** Contract expired on 6/30/93; To Philadelphia 11/21/97 for Marko Milic.

YEAR	G	MIN	FGM	FGA	PCT	FTM	FTA	PCT	OR	DR	TR	AVG	AST	AVG	TO	STL	BLK	PTS	AVG
'88-89	81	37.1	774	1643	.471	509	598	.851	143	541	684	8.4	231	2.9	231	87	55	2085	25.7
'89-90	81	37.6	810	1617	.501	557	647	.861	121	450	571	7.0	190	2.3	218	88	47	2201	27.2
'90-91	76	32.6	556	1271	.437	379	459	.826	104	386	490	6.4	194	2.6	177	65	52	1511	19.9
'91-92	69	28.2	426	989	.431	258	311	.830	86	315	401	5.8	142	2.1	103	57	37	1128	16.3
'92-93	73	23.6	320	716	.447	241	288	.837	96	249	345	4.7	101	1.4	92	43	23	892	12.2
<b>TOTALS</b>	<b>380</b>	<b>32.1</b>	<b>2886</b>	<b>6236</b>	<b>.463</b>	<b>1944</b>	<b>2303</b>	<b>.844</b>	<b>550</b>	<b>1941</b>	<b>2491</b>	<b>6.6</b>	<b>858</b>	<b>2.3</b>	<b>821</b>	<b>340</b>	<b>214</b>	<b>7817</b>	<b>20.6</b>

### PLAYOFFS

YEAR	G	MIN	FGM	FGA	PCT	FTM	FTA	PCT	OR	DR	TR	AVG	AST	AVG	TO	STL	BLK	PTS	AVG
'88-89	12	41.3	118	257	.459	67	78	.859	22	109	131	10.9	46	3.8	39	13	15	312	26.0
'89-90	16	38.3	117	275	.425	116	132	.879	20	87	107	6.7	31	1.9	49	7	7	355	22.2
'90-91	4	35.5	27	66	.409	14	19	.737	2	21	23	5.8	10	2.5	12	7	5	68	17.0
'91-92	7	27.7	39	85	.459	27	32	.844	8	23	31	4.4	19	2.7	15	2	5	109	15.6
'92-93	24	15.7	64	165	.388	44	54	.815	23	42	65	2.7	12	0.5	26	6	10	174	7.3
<b>TOTALS</b>	<b>63</b>	<b>28.9</b>	<b>365</b>	<b>848</b>	<b>.430</b>	<b>268</b>	<b>315</b>	<b>.851</b>	<b>75</b>	<b>282</b>	<b>357</b>	<b>5.7</b>	<b>118</b>	<b>1.9</b>	<b>141</b>	<b>35</b>	<b>42</b>	<b>1018</b>	<b>16.2</b>

## 3 Rex Chapman 6'4" 195 lbs. G Kentucky

**Acquired:** Signed as free agent 10/13/96. **Departed:** Retired 11/20/00.

YEAR	G	MIN	FGM	FGA	PCT	FTM	FTA	PCT	OR	DR	TR	AVG	AST	AVG	TO	STL	BLK	PTS	AVG
'96-97	65	28.2	332	749	.443	124	149	.832	25	156	181	2.8	182	2.8	96	52	7	898	13.8
'97-98	68	33.3	408	956	.427	146	187	.781	30	143	173	2.5	203	3.0	71	14	14	1082	15.9
'98-99	38	31.1	165	459	.359	76	91	.835	12	92	104	2.7	109	2.9	54	34	9	459	12.1
'99-00	53	18.1	124	320	.388	59	78	.756	10	70	80	1.5	62	1.2	38	22	1	348	6.6
<b>TOTALS</b>	<b>224</b>	<b>27.8</b>	<b>1029</b>	<b>2484</b>	<b>.414</b>	<b>405</b>	<b>505</b>	<b>.802</b>	<b>77</b>	<b>461</b>	<b>538</b>	<b>2.4</b>	<b>556</b>	<b>2.5</b>	<b>259</b>	<b>179</b>	<b>31</b>	<b>2787</b>	<b>12.4</b>

### PLAYOFFS

YEAR	G	MIN	FGM	FGA	PCT	FTM	FTA	PCT	OR	DR	TR	AVG	AST	AVG	TO	STL	BLK	PTS	AVG
'96-97	5	38.2	41	83	.494	17	25	.680	2	14	16	3.2	13	2.6	15	2	0	121	24.2
'97-98	2	29.0	6	23	.261	6	7	.857	0	0	0	0.0	4	2.0	2	2	0	18	9.0
'98-99	3	19.0	6	21	.286	3	4	.750	2	4	6	2.0	6	2.0	4	1	0	17	5.7
<b>TOTALS</b>	<b>10</b>	<b>30.6</b>	<b>53</b>	<b>127</b>	<b>.417</b>	<b>26</b>	<b>36</b>	<b>.722</b>	<b>4</b>	<b>18</b>	<b>22</b>	<b>2.2</b>	<b>23</b>	<b>2.3</b>	<b>21</b>	<b>5</b>	<b>0</b>	<b>156</b>	<b>15.6</b>

## 1 Josh Childress 6'8" 210 lbs. G/F Stanford

**Acquired:** From Atlanta on 7/14/10 in sign-and-trade for 2012 second-round pick. **Departed:** Designated as Suns' amnesty player and waived on 7/15/12.

YEAR	G	MIN	FGM	FGA	PCT	FTM	FTA	PCT	OR	DR	TR	AVG	AST	AVG	TO	STL	BLK	PTS	AVG
'10-11	54	16.6	121	214	.565	29	59	.492	69	86	155	2.9	42	0.8	44	33	23	272	5.0
'11-12	34	14.4	48	99	.485	0	2	.000	31	64	95	2.8	34	1.0	9	14	6	100	2.9
<b>TOTALS</b>	<b>88</b>	<b>15.7</b>	<b>169</b>	<b>313</b>	<b>.540</b>	<b>29</b>	<b>61</b>	<b>.475</b>	<b>100</b>	<b>150</b>	<b>250</b>	<b>2.8</b>	<b>76</b>	<b>0.9</b>	<b>53</b>	<b>47</b>	<b>29</b>	<b>372</b>	<b>4.2</b>

## 31 Bob Christian 6'10" 255 lbs. F Grambling

**Acquired:** From Atlanta 10/9/73 for two undisclosed draft picks. **Departed:** Waived 7/31/74.

YEAR	G	MIN	FGM	FGA	PCT	FTM	FTA	PCT	OR	DR	TR	AVG	AST	AVG	TO	STL	BLK	PTS	AVG
'73-74	81	15.4	140	288	.486	106	151	.702	85	254	339	4.2	98	1.2	—	19	32	386	4.8

55	Earl Clark					6'10"	225 lbs.	F	Louisville										
Acquired: 1st rd., 2009 NBA Draft (14th Overall). Departed: To Orlando 12/18/10 with Hedo Turkoglu and Jason Richardson for Vince Carter, Marcin Gortat, Mickael Pietrus, a 2011 firstround pick and cash considerations.																			
YEAR	G	MIN	FGM	FGA	PCT	FTM	FTA	PCT	OR	DR	TR	AVG	AST	AVG	TO	STL	BLK	PTS	AVG
'09-10	51	383	56	151	.371	28	36	.722	18	44	62	1.2	21	0.4	23	7	13	140	2.7
'10-11	9	72	12	31	.387	5	10	.500	4	13	17	1.9	4	0.4	2	1	3	29	3.2
TOTALS	60	455	68	181	.376	33	46	.717	22	57	79	1.3	25	0.4	25	8	16	169	2.8
PLAYOFFS																			
'09-10	3	13	1	3	.333	2	2	1.000	0	2	2	0.7	1	0.3	2	1	0	4	1.3
40	John Coker					7'0"	253 lbs.	C	Boise State										
Acquired: Signed as free agent 9/25/95. Departed: Waived 10/29/96.																			
YEAR	G	MIN	FGM	FGA	PCT	FTM	FTA	PCT	OR	DR	TR	AVG	AST	AVG	TO	STL	BLK	PTS	AVG
'95-96	5	2.2	4	5	.800	0	0	—	2	0	2	0.4	1	0.2	0	0	1	8	1.6
20	Jarron Collins					6'11"	248 lbs.	C	Stanford										
Acquired: Claimed off waivers 10/26/09. Departed: Contract expired 6/30/10.																			
YEAR	G	MIN	FGM	FGA	PCT	FTM	FTA	PCT	OR	DR	TR	AVG	AST	AVG	TO	STL	BLK	PTS	AVG
'09-10	34	7.7	12	31	.387	10	25	.400	22	40	62	1.8	6	0.2	10	2	3	34	1.0
PLAYOFFS																			
'09-10	11	10.5	5	15	.333	2	2	1.000	9	8	17	1.5	0	0.0	3	1	1	12	1.1
45	Jeff Cook					6'10"	225 lbs.	F	Idaho State										
Acquired: Signed as free agent 5/22/79; Signed as free agent 10/2/87. Departed: To Cleveland 2/8/83 for James Edwards & 3rd rd. pick; Contract expired on 6/30/88.																			
YEAR	G	MIN	FGM	FGA	PCT	FTM	FTA	PCT	OR	DR	TR	AVG	AST	AVG	TO	STL	BLK	PTS	AVG
'79-80	66	13.7	129	275	.469	104	129	.806	90	151	241	3.7	84	1.3	71	28	18	362	5.5
'80-81	79	27.7	286	616	.464	100	155	.645	170	297	467	5.9	201	2.5	146	82	54	672	8.5
'81-82	76	17.1	151	358	.422	89	134	.664	112	189	301	4.0	100	1.3	80	37	23	391	5.1
'82-83	45	12.2	61	142	.430	41	54	.759	44	85	129	2.9	58	1.3	56	12	13	163	3.6
'87-88	33	10.9	14	59	.237	23	28	.821	37	69	106	3.2	14	0.4	14	9	8	51	1.5
TOTALS	299	17.7	641	1450	.442	357	500	.714	453	791	1244	4.2	457	1.5	367	168	116	1639	5.5
PLAYOFFS																			
'79-80	7	14.0	16	24	.667	22	26	.846	5	16	21	3.0	7	1.0	5	4	2	54	7.7
'80-81	7	29.4	25	54	.463	14	19	.737	17	30	47	6.7	11	1.6	10	1	0	65	9.3
'81-82	7	6.4	4	8	.500	0	0	.000	6	3	9	1.3	7	1.0	2	2	2	8	1.1
TOTALS	21	16.6	45	86	.523	36	45	.800	28	49	77	3.7	25	1.2	17	7	4	127	6.0
10	Duane Cooper					6'1"	185 lbs.	G	USC										
Acquired: Signed as free agent 11/10/93. Departed: Waived 10/13/94.																			
YEAR	G	MIN	FGM	FGA	PCT	FTM	FTA	PCT	OR	DR	TR	AVG	AST	AVG	TO	STL	BLK	PTS	AVG
'93-94	23	5.9	18	41	.439	11	15	.733	2	7	9	0.4	28	1.2	20	3	0	48	2.1
23	Tyrone Corbin					6'6"	222 lbs.	F	DePaul										
Acquired: From Cleveland 2/25/88 with Kevin Johnson, Mark West, 1st & two 2nd rd. picks for Larry Nance, Mike Sanders and 1st rd. pick. Departed: Selected by Minnesota 6/15/89 in NBA Expansion Draft.																			
YEAR	G	MIN	FGM	FGA	PCT	FTM	FTA	PCT	OR	DR	TR	AVG	AST	AVG	TO	STL	BLK	PTS	AVG
'87-88	30	19.7	99	203	.488	33	40	.825	48	82	130	4.3	59	2.0	38	30	3	232	7.7
'88-89	77	21.5	245	454	.540	141	179	.788	176	222	398	5.2	118	1.5	92	82	13	631	8.2
TOTALS	107	21.0	344	657	.524	174	219	.795	224	304	528	4.9	177	1.7	120	112	16	863	8.1
PLAYOFFS																			
'88-89	12	25.8	45	86	.523	19	25	.760	43	42	85	7.1	26	2.2	14	24	4	109	9.1
31	Mel Counts					7'0"	235 lbs.	C	Oregon State										
Acquired: From L.A. Lakers 5/20/70 for Gail Goodrich. Departed: To Philadelphia 10/10/72 for 2nd rd. pick.																			
YEAR	G	MIN	FGM	FGA	PCT	FTM	FTA	PCT	OR	DR	TR	AVG	AST	AVG	TO	STL	BLK	PTS	AVG
'70-71	80	20.9	365	799	.457	149	198	.753	—	—	503	6.3	136	1.7	—	—	—	879	11.0
'71-72	76	11.9	147	344	.427	101	140	.721	—	—	257	3.4	96	1.3	—	—	—	395	5.2
TOTALS	156	16.5	512	1143	.447	250	338	.740	—	—	760	4.9	232	1.5	—	—	—	1274	8.2
40	Joe Courtney					6'9"	235 lbs.	F	Southern Miss.										
Acquired: Signed as free agent 9/3/93. Departed: Waived 2/26/94.																			
YEAR	G	MIN	FGM	FGA	PCT	FTM	FTA	PCT	OR	DR	TR	AVG	AST	AVG	TO	STL	BLK	PTS	AVG
'93-94	33	5.1	40	78	.513	23	32	.719	14	13	27	0.8	9	0.3	10	3	6	103	3.1
11	Joe Crispin					6'0"	185 lbs.	G	Penn State										
Acquired: Signed as free agent 1/7/02. Departed: Contract expired on 6/30/02.																			
YEAR	G	MIN	FGM	FGA	PCT	FTM	FTA	PCT	OR	DR	TR	AVG	AST	AVG	TO	STL	BLK	PTS	AVG
'01-02	15	8.6	23	56	.411	8	8	1.000	2	8	10	0.7	24	1.6	9	4	0	69	4.6



12	Winston Crite						6'7"		233 lbs.		F		Texas A&M							
Acquired: 3rd rd., 1987 NBA Draft (53rd Overall).										Departed: Waived 12/27/88.										
Year	G	MIN	FGM	FGA	PCT	FTM	FTA	PCT	OR	DR	TR	AVG	AST	AVG	TO	STL	BLK	PTS	AVG	
'87-88	29	8.9	34	68	.500	19	25	.760	27	37	64	2.2	15	0.5	—	5	8	87	3.0	
'88-89	2	3.0	0	3	.000	0	0	.000	1	0	1	0.5	0	0.0	—	0	0	0	0.0	
TOTALS	31	8.5	34	71	.479	19	25	.760	28	37	65	2.1	15	0.5	—	5	8	87	2.8	

43	Ben Davis							6'8"		240 lbs.		F	Arizona						
Acquired: 2nd rd., 1996 NBA Draft (43rd Overall); Signed as free agent 12/23/99.																			
Departed: Contract expired on 6/30/97; Waived 1/5/00.																			
YEAR	G	MIN	FGM	FGA	PCT	FTM	FTA	PCT	OR	DR	TR	AVG	AST	AVG	TO	STL	BLK	PTS	AVG
'96-97	20	4.9	10	26	.385	9	20	.450	12	15	27	1.4	0	0.0	3	4	1	29	1.5
'99-00	5	4.4	2	6	.333	0	0	.000	3	6	9	1.8	2	0.4	3	1	1	4	0.8
TOTALS	26	4.6	12	32	.375	9	20	.450	15	21	36	1.4	2	0.1	6	5	2	33	1.3

15	Josh Davis						6'8"		235 lbs.		F	Wyoming							
Acquired: Signed a 10-day contract 1/9/06. Departed: Contract expired 1/19/06.																			
YEAR	G	MIN	FGM	FGA	PCT	FTM	FTA	PCT	OR	DR	TR	AVG	AST	AVG	TO	STL	BLK	PTS	AVG
'05-06	1	5.0	1	3	.333	2	3	.667	1	0	1	1.0	0	0.0	0	1	0	4	4.0

43	Mark Davis					6'5"		195 lbs.		G	Old Dominion										
Acquired: Signed as free agent 12/30/88.											Departed: Waived 1/14/89.										
YEAR	G	MIN	FGM	FGA	PCT	FTM	FTA	PCT	OR	DR	TR	AVG	AST	AVG	TO	STL	BLK	PTS	AVG		
'88-89	2	3.5	1	5	.200	2	2	1.000	1	0	1	0.5	0	0.0	—	0	0	4	2.0		

6	Walter Davis										6'6"		220 lbs.		G	North Carolina													
Acquired: 1st rd., 1977 NBA Draft (5th Overall).															Departed: Signed by Denver as free agent 7/6/88.														
YEAR	G	MIN	FGM	FGA	PCT	FTM	FTA	PCT	OR	DR	TR	AVG	AST	AVG	TO	STL	BLK	PTS	AVG										
'77-78	81	32.0	786	1494	.526	387	466	.830	158	326	484	6.0	273	3.4	283	113	20	1959	24.2										
'78-79	79	30.8	764	1362	.561	340	409	.831	111	262	373	4.7	339	4.3	293	147	26	1868	23.6										
'79-80	75	30.8	657	1166	.563	299	365	.819	75	197	272	3.6	337	4.5	242	114	19	1613	21.5										
'80-81	78	28.0	593	1101	.539	209	250	.836	63	137	200	2.6	302	3.8	222	97	12	1402	18.0										
'81-82	55	21.5	350	669	.523	91	111	.820	21	82	103	1.9	162	2.9	112	46	3	794	14.4										
'82-83	80	31.1	665	1289	.516	184	225	.818	63	134	197	2.5	397	5.0	188	117	12	1521	19.0										
'83-84	78	32.6	652	1274	.512	233	270	.863	38	164	202	2.6	429	5.5	213	107	12	1557	20.0										
'84-85	23	24.8	139	309	.450	64	73	.877	6	29	35	1.5	98	4.3	50	18	0	345	15.0										
'85-86	70	32.0	624	1287	.485	257	305	.843	54	149	203	2.9	361	5.2	219	99	3	1523	21.8										
'86-87	79	33.5	779	1515	.514	288	334	.862	90	154	244	3.1	364	4.6	226	96	5	1867	23.6										
'87-88	68	28.7	488	1031	.473	205	231	.887	32	127	159	2.3	278	4.1	126	86	3	1217	17.9										
TOTALS	766	30.2	6497	12497	.520	2557	3039	.841	711	1761	2472	3.2	3340	4.4	2174	1040	115	15666	20.5										

PLAYOFFS																			
'77-78	2	33.0	19	40	.475	12	16	.750	4	13	17	8.5	8	4.0	6	3	0	50	25.0
'78-79	15	32.7	127	244	.520	78	96	.813	24	45	69	4.6	79	5.3	66	26	5	332	22.1
'79-80	8	30.6	69	137	.504	28	38	.737	9	14	23	2.9	35	4.4	20	4	1	166	20.8
'80-81	7	28.4	51	106	.481	10	17	.588	7	12	19	2.7	22	3.1	17	7	1	112	16.0
'81-82	7	24.7	52	116	.448	22	24	.917	5	17	22	3.1	30	4.3	12	5	1	127	18.1
'82-83	3	37.7	30	69	.435	17	21	.810	5	10	15	5.0	13	4.3	5	6	5	78	26.0
'83-84	17	36.6	175	327	.535	70	78	.897	15	31	46	2.7	109	6.4	43	29	3	423	24.9
<b>TOTALS</b>	<b>59</b>	<b>32.3</b>	<b>523</b>	<b>1039</b>	<b>.503</b>	<b>237</b>	<b>290</b>	<b>.817</b>	<b>69</b>	<b>142</b>	<b>211</b>	<b>3.6</b>	<b>296</b>	<b>5.0</b>	<b>169</b>	<b>80</b>	<b>16</b>	<b>1288</b>	<b>21.8</b>

11	Todd Day					6'6"			195 lbs.		G	Arkansas							
Acquired: Signed as free agent 10/4/99.										Departed: Contract expired on 6/30/00.									
YEAR	G	MIN	FGM	FGA	PCT	FTM	FTA	PCT	OR	DR	TR	AVG	AST	AVG	TO	STL	BLK	PTS	AVG
'99-00	58	16.2	130	330	.394	72	108	.667	31	98	129	2.2	65	1.1	50	44	22	396	6.8
PLAYOFFS																			
'99-00	9	11.1	16	35	.457	5	10	.500	6	4	10	1.1	4	0.4	4	4	1	42	4.7

15/8	Vinny Del Negro										6'4"		200 lbs.		G	North Carolina State						
Acquired: From Golden State 1/26/01 for Corie Blount, Ruben Garces and Paul McPherson.															Departed: To L.A. Clippers on 11/16/01 in three-team trade with Orlando that also sent Jud Buechler to Orlando and brought Bo Outlaw, 1st rd. pick from Orlando.							
YEAR	G	MIN	FGM	FGA	PCT	FTM	FTA	PCT	OR	DR	TR	AVG	AST	AVG	TO	STL	BLK	PTS	AVG			
'00-01	36	14.6	76	144	.528	25	28	.893	8	43	51	1.4	64	1.8	19	20	3	177	4.9			
'01-02	2	3.0	1	4	.250	0	0	—	0	0	0	0.0	2	1.0	0	0	0	2	1.0			
TOTALS	38	14.0	77	148	.520	25	28	.893	8	43	51	1.3	66	1.7	19	20	3	179	4.7			
PLAYOFFS																						
'00-01	3	8.7	4	7	.571	0	0	—	0	2	2	0.7	5	1.7	0	0	0	8	2.7			

00	Tony Delk					6'2"			189 lbs.		G	Kentucky							
Acquired: Signed as free agent 8/2/00.						Departed: To Boston 2/20/02 with Rodney Rogers for Joe Johnson, Randy Brown, Milt Palacio and 2002 1st rd. pick (Casey Jacobsen).													
YEAR	G	MIN	FGM	FGA	PCT	FTM	FTA	PCT	OR	DR	TR	AVG	AST	AVG	TO	STL	BLK	PTS	AVG
'00-01	82	27.9	383	923	.415	158	235	.787	76	185	261	3.2	160	2.0	101	75	17	1005	12.3
'01-02	41	21.4	166	416	.399	56	67	.836	38	86	124	3.0	81	2.0	40	31	4	435	10.6
TOTALS	123	25.7	549	1339	.410	214	302	.709	114	271	385	3.1	241	2.0	141	106	21	1440	11.7
PLAYOFFS																			
'00-01	4	25.6	18	43	.419	7	11	.636	5	11	16	4.0	4	1.0	5	3	0	47	11.8

3	Boris Diaw					6'8"	235 lbs.	F/C	Pau Orthez (France)										
<b>Acquired:</b> From Atlanta 8/19/05 with two future first-round picks in sign-and-trade deal for Joe Johnson. <b>Departed:</b> Traded along with Raja Bell and Sean Singletary to Charlotte on 12/10/08 in exchange for Jason Richardson, Jared Dudley and a 2010 second-round pick.																			
YEAR	G	MIN	FGM	FGA	PCT	FTM	FTA	PCT	OR	DR	TR	AVG	AST	AVG	TO	STL	BLK	PTS	AVG
'05-06	81	35.5	449	853	.526	174	238	.731	159	399	558	6.9	503	6.2	189	58	85	1080	13.3
'06-07	73	31.1	306	569	.538	82	120	.683	91	226	317	4.3	352	4.8	154	28	38	709	9.7
'07-08	82	28.1	308	646	.477	96	129	.744	97	281	378	4.6	317	3.9	155	61	39	725	8.8
'08-09	22	24.5	80	141	.567	18	26	.692	24	60	84	3.8	46	2.1	37	11	9	183	8.3
TOTALS	258	31.0	1143	2209	.517	370	513	.721	371	966	1337	5.2	1218	4.7	535	158	171	2697	10.5

PLAYOFFS																			
YEAR	G	MIN	FGM	FGA	PCT	FTM	FTA	PCT	OR	DR	TR	AVG	AST	AVG	TO	STL	BLK	PTS	AVG
'05-06	20	39.8	152	289	.526	67	88	.761	39	94	133	6.7	104	5.2	55	18	22	374	18.7
'06-07	10	23.5	28	59	.475	10	15	.667	13	19	32	3.2	30	3.0	17	7	2	66	6.6
'07-08	5	35.6	35	64	.547	3	6	.500	7	21	28	5.6	23	4.6	11	3	4	73	14.6
<b>TOTALS</b>	<b>35</b>	<b>34.5</b>	<b>215</b>	<b>412</b>	<b>.522</b>	<b>80</b>	<b>109</b>	<b>.734</b>	<b>59</b>	<b>134</b>	<b>193</b>	<b>5.5</b>	<b>157</b>	<b>4.5</b>	<b>83</b>	<b>28</b>	<b>28</b>	<b>513</b>	<b>14.7</b>

22	Zabian Dowdell					6'3"	190 lbs.		G	Virginia Tech										
Acquired: Signed 10-day contracts on Jan. 9, Jan. 26, 2011; Signed for season on Feb. 6, 2011																Departed: Waived on Dec. 13, 2011				
YEAR	G	MIN	FGM	FGA	PCT	FTM	FTA	PCT	OR	DR	TR	AVG	AST	AVG	TO	STL	BLK	PTS	AVG	
'10-11	24	12.2	51	125	.408	16	17	.941	5	15	20	0.8	51	2.1	29	20	2	121	5.0	

2	Goran Dragic				6'3"	190 lbs.	G	Union Olimpija (Slovenia)											
<b>Acquired:</b> Draft rights (45th overall) from San Antonio 6/26/08 for draft rights to Malik Hairston (48th overall), 2009 second-round pick and cash considerations. <b>Departed:</b> To Houston 2/24/11 with a 2011 first-round pick for Aaron Brooks.																			
YEAR	G	MIN	FGM	FGA	PCT	FTM	FTA	PCT	OR	DR	TR	AVG	AST	AVG	TO	STL	BLK	PTS	AVG
'08-09	55	728	88	224	.393	50	65	.769	33	70	103	1.9	111	2.0	73	29	3	246	4.5
'09-10	80	1442	222	491	.452	117	159	.736	38	133	171	2.1	241	3.0	126	48	8	635	7.9
'10-11	48	856	133	316	.421	59	97	.608	24	62	86	1.8	149	3.1	96	36	6	353	7.4
<b>TOTALS</b>	<b>183</b>	<b>3026</b>	<b>443</b>	<b>1031</b>	<b>.430</b>	<b>226</b>	<b>321</b>	<b>.704</b>	<b>95</b>	<b>265</b>	<b>360</b>	<b>2.0</b>	<b>501</b>	<b>2.7</b>	<b>295</b>	<b>113</b>	<b>17</b>	<b>1234</b>	<b>6.7</b>
PLAYOFFS																			
'09-10	16	237	43	100	.430	23	31	.742	10	19	29	1.8	36	2.3	16	4	1	122	7.6

14	Chris Dudley					6'11"		260 lbs.		C	Yale								
<b>Acquired:</b> From New York 9/20/00 with 1st rd. pick and cash for Luc Longley in four-team deal with Seattle, Lakers that included Patrick Ewing, Glen Rice, Horace Grant. <b>Departed:</b> To New Jersey 7/18/01 with Jason Kidd for Stephon Marbury, Soumaila Samake, Johnny Newman.																			
YEAR	G	MIN	FGM	FGA	PCT	FTM	FTA	PCT	OR	DR	TR	AVG	AST	AVG	TO	STL	BLK	PTS	AVG
'00-01	53	11.6	29	73	.397	14	36	.389	64	119	183	3.5	18	0.3	26	14	29	72	1.4
PLAYOFFS																			
'00-01	3	8.7	1	2	.500	0	0	.000	3	4	7	2.3	0	0.0	4	1	1	2	0.7

21	Richard Dumas										6'7"	210 lbs.	F	Oklahoma State						
Acquired: 2nd rd., 1991 NBA Draft (46th Overall).												Departed: Waived 5/17/95.								
YEAR	G	MIN	FGM	FGA	PCT	FTM	FTA	PCT	OR	DR	TR	AVG	AST	AVG	TO	STL	BLK	PTS	AVG	
'92-93	48	27.5	320	576	.556	152	215	.707	100	123	223	4.6	60	1.3	92	85	39	757	15.8	
'93-94	DNP — SUSPENDED																			
'94-95	15	11.1	37	73	.507	8	16	.500	18	11	29	1.9	7	0.5	9	10	2	82	5.5	
TOTALS	63		357	649	.550	160	231	.693	118	134	252	4.0	67	1.1	101	95	41	839	13.3	
PLAYOFFS																				
'92-93	23	21.7	107	204	.525	37	49	.755	36	29	65	2.8	24	1.0	27	21	13	251	10.9	

27	Tony Dumas				6'6"	190 lbs.	F	Missouri-KC											
<b>Acquired:</b> From Dallas 12/26/96 with Jason Kidd and Loren Meyer for Sam Cassell, Michael Finley, A.C. Green and a 2nd rd. pick (1997 or '98). <b>Departed:</b> To Cleveland 10/1/97 with Wesley Person in three-team deal with Denver. Suns received Antonio McDyess from Denver for two 1st rd. picks (1998; Milwaukee's in '98 or '99); two 2nd rd. picks (2000-02) and cash. Cleveland also sent a future 1st rd. pick to Denver.																			
YEAR	G	MIN	FGM	FGA	PCT	FTM	FTA	PCT	OR	DR	TR	AVG	AST	AVG	TO	STL	BLK	PTS	AVG
'96-97	6	8.5	6	19	.316	1	2	.500	0	2	2	0.3	3	0.5	1	0	1	14	2.3

25	T.R. Dunn					6'4"	195 lbs.	G	Alabama										
Acquired: Signed as free agent 1/16/89.										Departed: Contract expired on 6/30/89.									
YEAR	G	MIN	FGM	FGA	PCT	FTM	FTA	PCT	OR	DR	TR	AVG	AST	AVG	TO	STL	BLK	PTS	AVG
'88-89	34	9.4	12	35	.343		12	.750	30	30	60	1.8	25	0.7	6	12	1	33	1.0
PLAYOFFS																			
'88-89	8	9.9	3	7	.429	1	2	.500	7	8	15	1.9	1	0.1	2	5	0	7	0.9

17	Devin Durrant					6'7"	200 lbs.		F	Brigham Young										
Acquired: Signed as free agent 10/8/85.											Departed: Waived 11/4/85.									
YEAR	G	MIN	FGM	FGA	PCT	FTM	FTA	PCT	OR	DR	TR	AVG	AST	AVG	TO	STL	BLK	PTS	AVG	
'85-86	4	12.8	8	21	.381	1	4	.250	2	6	8	2.0	5	1.3	4	3	0	17	4.3	
35	Craig Dykema					6'8"	198 lbs.		F	Long Beach State										

35	Craig Dykema						6'8"	198 lbs.	F	Long Beach State										
Acquired: 3rd rd., 1981 NBA Draft (66th Overall).											Departed: Waived 12/21/82.									
YEAR	G	MIN	FGM	FGA	PCT	FTM	FTA	PCT	OR	DR	TR	AVG	AST	AVG	TO	STL	BLK	PTS	AVG	
'81-82	32	3.2	17	37	.459	7	9	.778	3	9	12	0.4	15	0.5	7	2	0	43	1.3	

53	James Edwards					7'1"	252 lbs.	C	Washington										
Acquired: From Cleveland 2/8/83 with 3rd rd. pick & cash for Jeff Cook. Departed: To Detroit 2/24/88 for Ron Moore and 2nd rd. pick.																			
YEAR	G	MIN	FGM	FGA	PCT	FTM	FTA	PCT	OR	DR	TR	AVG	AST	AVG	TO	STL	BLK	PTS	AVG
'82-83	31	21.5	128	263	.487	69	108	.639	56	99	155	5.0	40	1.3	49	12	19	325	10.5
'83-84	72	26.3	438	817	.536	183	254	.720	108	240	348	4.8	184	2.6	146	23	30	1059	14.7
'84-85	70	25.5	384	766	.501	276	370	.746	95	292	387	5.5	153	2.2	162	26	52	1044	14.9
'85-86	52	25.3	318	587	.542	212	302	.702	79	222	301	5.8	74	1.4	128	23	29	848	16.3
'86-87	14	21.7	57	110	.518	54	70	.771	20	40	60	4.3	19	1.4	15	6	7	168	12.0
'87-88	43	32.0	254	542	.469	165	260	.635	97	238	335	7.8	73	1.7	108	14	42	673	15.7
<b>TOTALS</b>	<b>282</b>	<b>26.0</b>	<b>1579</b>	<b>3085</b>	<b>.512</b>	<b>959</b>	<b>1364</b>	<b>.703</b>	<b>455</b>	<b>1131</b>	<b>1586</b>	<b>5.6</b>	<b>543</b>	<b>1.9</b>	<b>608</b>	<b>104</b>	<b>179</b>	<b>4117</b>	<b>14.6</b>
PLAYOFFS																			
'82-83	3	18.0	11	26	.423	6	6	1.000	6	12	18	6.0	4	1.3	5	1	1	28	9.3
'83-84	17	27.2	93	189	.492	48	68	.706	22	69	91	5.4	27	1.6	31	4	11	234	13.8
<b>TOTALS</b>	<b>20</b>	<b>25.8</b>	<b>104</b>	<b>215</b>	<b>.484</b>	<b>54</b>	<b>74</b>	<b>.730</b>	<b>28</b>	<b>81</b>	<b>109</b>	<b>5.5</b>	<b>31</b>	<b>1.6</b>	<b>36</b>	<b>5</b>	<b>12</b>	<b>262</b>	<b>13.1</b>
12	Howard Easley					6'2"	185 lbs.	G	Boston College										
Acquired: From New York 1/5/04 with Antonio McDyess, Maciej Lampe, Charlie Ward, the draft rights to Milos Vujanic, two first-round draft picks and cash for Stephon Marbury, Anfernee Hardaway and Cezary Trybanski. Departed: Agreed to a contract buyout and waived 10/29/04.																			
YEAR	G	MIN	FGM	FGA	PCT	FTM	FTA	PCT	OR	DR	TR	AVG	AST	AVG	TO	STL	BLK	PTS	AVG
'03-04	34	21.4	86	249	.345	44	53	.830	13	50	63	1.9	117	3.4	48	26	2	240	7.1
17	Mario Elie					6'5"	225 lbs.	G	American Int'l										
Acquired: Signed as free agent 9/16/00. Departed: Contract expired on 6/30/01.																			
YEAR	G	MIN	FGM	FGA	PCT	FTM	FTA	PCT	OR	DR	TR	AVG	AST	AVG	TO	STL	BLK	PTS	AVG
'00-01	68	22.1	104	246	.423	55	69	.797	38	117	155	2.3	131	1.9	60	58	12	299	4.4
PLAYOFFS																			
'00-01	4	25.8	14	31	.452	6	8	.750	2	11	13	3.3	7	1.8	2	3	1	36	9.0
14	Scott English					6'6"	220 lbs.	F	Texas-El Paso										
Acquired: 3rd rd., 1972 NBA Draft (33rd Overall). Departed: Waived 9/18/73.																			
YEAR	G	MIN	FGM	FGA	PCT	FTM	FTA	PCT	OR	DR	TR	AVG	AST	AVG	TO	STL	BLK	PTS	AVG
'72-73	29	6.8	36	93	.387	21	29	.724	—	—	44	1.5	15	0.5	—	—	—	93	3.2
14	Keith Erickson					6'5"	195 lbs.	F	UCLA										
Acquired: From L.A. Lakers 10/30/73 with 2nd rd. pick for Connie Hawkins. Departed: Retired 6/6/77.																			
YEAR	G	MIN	FGM	FGA	PCT	FTM	FTA	PCT	OR	DR	TR	AVG	AST	AVG	TO	STL	BLK	PTS	AVG
'73-74	66	30.8	393	824	.477	177	221	.801	94	320	414	6.3	205	3.1	—	63	20	963	14.6
'74-75	49	30.0	327	557	.425	130	156	.833	70	173	243	5.0	170	3.5	—	50	12	604	12.3
'75-76	74	25.0	305	649	.470	134	157	.854	106	226	332	4.5	185	2.5	—	79	6	744	10.1
'76-77	50	19.0	142	294	.483	37	50	.740	36	108	144	2.9	104	2.1	—	30	7	321	6.4
<b>TOTALS</b>	<b>239</b>	<b>26.4</b>	<b>1077</b>	<b>2324</b>	<b>.463</b>	<b>478</b>	<b>584</b>	<b>.818</b>	<b>306</b>	<b>827</b>	<b>1133</b>	<b>4.7</b>	<b>664</b>	<b>2.8</b>	<b>—</b>	<b>222</b>	<b>45</b>	<b>2632</b>	<b>11.0</b>
PLAYOFFS																			
'75-76	19	22.4	80	173	.462	55	68	.809	15	52	67	3.5	35	1.8	—	11	4	215	11.3
7	Butch Feher					6'4"	195 lbs.	G	Vanderbilt										
Acquired: From Seattle 3/18/77 for 2nd rd. pick & cash. Departed: Waived 10/17/77.																			
YEAR	G	MIN	FGM	FGA	PCT	FTM	FTA	PCT	OR	DR	TR	AVG	AST	AVG	TO	STL	BLK	PTS	AVG
'76-77	48	10.1	86	162	.531	76	99	.768	18	56	74	1.5	36	0.8	—	11	7	248	5.2
4	Michael Finley					6'7"	215 lbs.	G/F	Wisconsin										
Acquired: 1st rd., 1995 NBA Draft (21st Overall). Departed: To Dallas 12/26/96 with Sam Cassell, A.C. Green and 2nd rd. pick for Jason Kidd, Loren Meyer and Tony Dumas.																			
YEAR	G	MIN	FGM	FGA	PCT	FTM	FTA	PCT	OR	DR	TR	AVG	AST	AVG	TO	STL	BLK	PTS	AVG
'95-96	82	39.2	465	976	.476	242	323	.749	139	235	374	4.6	289	3.5	133	85	31	1233	15.0
'96-97	27	29.5	141	297	.475	56	69	.812	34	86	120	4.4	68	2.5	44	18	4	352	13.0
<b>TOTALS</b>	<b>109</b>	<b>36.8</b>	<b>606</b>	<b>1273</b>	<b>.476</b>	<b>298</b>	<b>392</b>	<b>.760</b>	<b>173</b>	<b>321</b>	<b>494</b>	<b>4.5</b>	<b>357</b>	<b>3.3</b>	<b>177</b>	<b>103</b>	<b>35</b>	<b>1585</b>	<b>14.5</b>
4	Alton Ford					6'9"	280 lbs.	F	Houston										
Acquired: 2nd rd., 2001 NBA Draft (51st Overall). Departed: Contract expired on 6/30/03.																			
YEAR	G	MIN	FGM	FGA	PCT	FTM	FTA	PCT	OR	DR	TR	AVG	AST	AVG	TO	STL	BLK	PTS	AVG
'01-02	53	8.5	61	118	.517	42	57	.737	32	75	107	2.0	7	0.1	32	6	7	164	3.1
'02-03	11	2.8	3	9	.333	1	3	.333	0	6	6	0.5	1	0.1	2	0	0	7	0.6
<b>TOTALS</b>	<b>64</b>	<b>7.5</b>	<b>64</b>	<b>127</b>	<b>.504</b>	<b>43</b>	<b>60</b>	<b>.717</b>	<b>32</b>	<b>81</b>	<b>113</b>	<b>1.8</b>	<b>8</b>	<b>0.1</b>	<b>34</b>	<b>6</b>	<b>7</b>	<b>171</b>	<b>2.7</b>
23	Sharrod Ford					6'9"	225 lbs.	F	Clemson										
Acquired: Signed as free agent 11/2/05. Departed: Waived 12/24/05.																			
YEAR	G	MIN	FGM	FGA	PCT	FTM	FTA	PCT	OR	DR	TR	AVG	AST	AVG	TO	STL	BLK	PTS	AVG
'05-06	3	4.3	2	3	.667	0	0	-	1	2	3	1.0	0	0.0	2	0	1	4	1.3

35	Bayard Forrest										6'10"		237 lbs.		F	Grand Canyon						
Acquired: 2nd rd., 1976 NBA Draft (33rd Overall).																		Departed: Retired 9/7/80.				
YEAR	G	MIN	FGM	FGA	PCT	FTM	FTA	PCT	OR	DR	TR	AVG	AST	AVG	TO	STL	BLK	PTS	AVG			
'77-78	64	13.9	111	238	.466	49	103	.476	84	166	250	3.9	129	2.0	84	23	34	271	4.2			
'78-79	75	16.6	118	272	.434	62	115	.539	110	205	315	4.2	167	2.2	107	29	37	298	4.0			
TOTALS	139	15.4	229	510	.449	111	218	.509	194	371	565	4.1	296	2.1	191	52	71	569	4.1			

## PLAYOFFS

YEAR	G	MIN	FGM	FGA	PCT	FTM	FTA	PCT	OR	DR	TR	AVG	AST	AVG	TO	STL	BLK	PTS	AVG
'77-78	1	3.0	1	1	1.000	0	0	.000	0	0	0	0.0	0	0.0	0	0	0	2	2.0
'78-79	14	7.9	10	18	.556	2	10	.200	9	20	29	2.1	11	0.8	10	4	2	22	1.6
TOTALS	15	7.6	11	19	.579	2	10	.200	9	20	29	1.9	11	0.7	10	4	2	24	1.6

10	Rod Foster										6'1"			162 lbs.		G	UCLA																		
Acquired: 2nd rd., 1983 NBA Draft (28th Overall).																		Departed: Waived 6/8/86.																	
YEAR	G	MIN	FGM	FGA	PCT	FTM	FTA	PCT	OR	DR	TR	AVG	AST	AVG	TO	STL	BLK	PTS	AVG																
'83-84	80	17.8	260	580	.448	122	155	.787	39	81	120	1.5	172	2.2	108	54	9	664	8.3																
'84-85	79	16.7	286	636	.450	83	110	.755	27	53	80	1.0	186	2.4	117	61	0	696	8.8																
'85-86	48	14.7	85	218	.390	23	32	.719	9	49	58	1.2	121	2.5	61	22	1	202	4.1																
TOTALS	207	16.7	631	1434	.440	228	297	.768	75	183	258	1.2	479	2.3	286	137	10	1562	7.5																

## PLAYOFFS

YEAR	G	MIN	FGM	FGA	PCT	FTM	FTA	PCT	OR	DR	TR	AVG	AST	AVG	TO	STL	BLK	PTS	AVG
'83-84	16	8.0	10	39	.256	9	9	1.000	6	7	13	0.8	18	1.1	13	5	1	29	1.8
'84-85	3	18.7	7	25	.280	6	8	.750	0	3	3	1.0	7	2.3	5	5	0	20	6.7
TOTALS	19	9.7	17	64	.266	15	17	.882	6	10	16	0.8	25	1.3	18	10	1	49	2.6

31	Jim Fox										6'10"		230 lbs.		F	South Carolina					
Acquired: From Detroit 12/17/68 with 3rd rd. pick for McCoy McLemore.															Departed: To Chicago 4/23/70 with future draft pick for Clem Haskins.						
YEAR	G	MIN	FGM	FGA	PCT	FTM	FTA	PCT	OR	DR	TR	AVG	AST	AVG	TO	STL	BLK	PTS	AVG		
'68-69	51	38.8	273	581	.470	157	214	.734	—	—	679	13.3	143	2.8	—	—	—	703	13.8		
'69-70	81	25.2	413	788	.524	218	283	.770	—	—	570	7.0	93	1.1	—	—	—	1044	12.9		
TOTALS	132	32.0	686	1369	.501	375	497	.754	—	—	1249	9.5	236	1.8	—	—	—	1747	13.2		

## PLAYOFFS

YEAR	G	MIN	FGM	FGA	PCT	FTM	FTA	PCT	OR	DR	TR	AVG	AST	AVG	TO	STL	BLK	PTS	AVG
'69-70	6	29.0	25	69	.362	17	24	.708	—	—	64	10.7	8	1.3	—	—	—	67	11.2

21	Ruben Garces					6'9"		245 lbs.		F	Providence								
Acquired: Signed as free agent 8/3/00. Departed: To Golden State 1/26/01 with Corie Blount, Paul McPherson for Vinny Del Negro.																			
YEAR	G	MIN	FGM	FGA	PCT	FTM	FTA	PCT	OR	DR	TR	AVG	AST	AVG	TO	STL	BLK	PTS	AVG
'00-01	10	6.2	7	15	.467	2	8	.250	12	10	22	2.2	4	0.4	5	2	1	16	1.6

8	Pat Garrity										6'9"		231 lbs.		F	Notre Dame					
Acquired: From Dallas 6/24/98 with Martin Muursepp, Bubba Wells and 1st rd. pick (Shawn Marion) for Steve Nash. Departed: To Orlando 8/5/99 with Danny Manning, two 1st rd. picks for Anfernee "Penny" Hardaway.																					
YEAR	G	MIN	FGM	FGA	PCT	FTM	FTA	PCT	OR	DR	TR	AVG	AST	AVG	TO	STL	BLK	PTS	AVG		
'88-99	39	13.8	85	170	.500	40	56	.714	26	49	75	1.9	18	0.5	20	8	3	217	5.6		
PLAYOFFS																					
'98-99	3	17.3	9	17	.529	6	6	1.000	6	3	9	3.0	1	0.3	3	1	1	27	9.0		

44	Kenny Gattison				6'8"				252 lbs.				F	Old Dominion					
Acquired: 3rd rd., 1986 NBA Draft (55th Overall).										Departed: Waived 9/21/89.									
YEAR	G	MIN	FGM	FGA	PCT	FTM	FTA	PCT	OR	DR	TR	AVG	AST	AVG	TO	STL	BLK	PTS	AVG
'86-87	77	14.3	148	311	.476	108	171	.632	87	183	270	3.5	36	0.5	88	24	33	404	5.2
'87-88	DID NOT PLAY — INJURED LIST																		
'88-89	2	4.5	0	1	.000	1	2	.500	0	1	1	0.5	0	0.0	0	0	0	1	0.5
TOTALS	79	9.4	148	312	.474	109	173	.630	87	184	271	3.4	36	0.5	88	24	33	405	5.1

35	Armon Gilliam										6'9"		245 lbs.		F	UNLV					
Acquired: 1st rd., 1987 NBA Draft (2nd Overall). Departed: To Charlotte Hornets 12/13/89 for Kurt Rambis and two 2nd rd. picks.																					
YEAR	G	MIN	FGM	FGA	PCT	FTM	FTA	PCT	OR	DR	TR	AVG	AST	AVG	TO	STL	BLK	PTS	AVG		
'87-88	55	32.9	342	720	.475	131	193	.679	134	300	434	7.9	72	1.3	123	58	29	815	14.8		
'88-89	74	28.6	468	930	.503	240	323	.743	165	376	541	7.3	52	0.7	140	54	27	1176	15.9		
'89-90	16	16.7	52	121	.430	39	56	.696	26	44	70	4.4	8	0.5	17	6	5	143	8.9		
TOTALS	145	28.9	862	1771	.487	410	572	.717	325	720	1045	7.2	132	0.9	280	118	61	2134	14.7		

## PLAYOFFS

YEAR	G	MIN	FGM	FGA	PCT	FTM	FTA	PCT	OR	DR	TR	AVG	AST	AVG	TO	STL	BLK	PTS	AVG
'88-89	9	14.0	27	51	.529	19	22	.864	18	27	45	5.0	2	0.2	10	1	2	73	8.1

2	Gordan Giricek					6'6"			220 lbs.			G	Zagreb, Croatia						
Acquired: Signed as free agent 3/4/08.										Departed: Contract expired on 6/30/08.									
YEAR	G	MIN	FGM	FGA	PCT	FTM	FTA	PCT	OR	DR	TR	AVG	AST	AVG	TO	STL	BLK	PTS	AVGO
'07-08	22	20.5	80	162	.497	16	17	.941	9	43	52	2.3	37	1.6	23	8	2	195	8.8
PLAYOFFS																			
'07-08	5	16.0	6	18	.333	4	4	1.000	0	7	7	1.4	2	0.4	3	2	0	17	3.4

16	Georgi Glouchkov				6'8"		235 lbs.		F	Ad. Varna, Bulgaria									
Acquired: 7th rd., 1985 NBA Draft (148th Overall). Departed: Signed as free agent 9/2/86 by Caserta (Italy).																			
YEAR	G	MIN	FGM	FGA	PCT	FTM	FTA	PCT	OR	DR	TR	AVG	AST	AVG	TO	STL	BLK	PTS	AVG
'85-86	49	15.8	84	209	.402	70	122	.574	31	132	163	3.3	32	0.7	76	26	25	239	4.9

3	Grant Gondrezick					6'5"	205 lbs.	G	Pepperdine										
Acquired: 4th rd., 1985 NBA Draft (77th Overall). Departed: Waived 10/13/87.																			
YEAR	G	MIN	FGM	FGA	PCT	FTM	FTA	PCT	OR	DR	TR	AVG	AST	AVG	TO	STL	BLK	PTS	AVG
'86-87	64	13.1	135	300	.450	75	174	.701	47	63	110	1.7	81	1.3	56	25	4	349	5.5
25	Gail Goodrich					6'1"	175 lbs.	G	UCLA										
Acquired: 1968 NBA Expansion Draft from L.A. Lakers. Departed: To L.A. Lakers 5/20/70 for Mel Counts.																			
YEAR	G	MIN	FGM	FGA	PCT	FTM	FTA	PCT	OR	DR	TR	AVG	AST	AVG	TO	STL	BLK	PTS	AVG
'68-69	81	40.0	718	1746	.411	495	663	.747	—	—	437	5.4	518	6.4	—	—	—	1931	23.8
'69-70	81	39.9	568	1251	.454	488	604	.808	—	—	340	4.2	605	7.5	—	—	—	1624	20.0
TOTALS	162	40.0	1286	2997	.429	983	1267	.776	—	—	777	4.8	1123	6.9	—	—	—	3555	21.9
PLAYOFFS																			
'69-70	7	37.9	56	118	.475	30	35	.857	—	—	32	4.6	38	5.4	—	—	—	142	20.3
55	Brian Grant					6'9"	254 lbs.	F/C	Xavier (Ohio)										
Acquired: Signed as free agent 8/18/05. Departed: To Boston 6/28/06 along with the draft rights to Rajon Rondo (21st Overall) for a future 1st rd. pick (via Cleveland).																			
YEAR	G	MIN	FGM	FGA	PCT	FTM	FTA	PCT	OR	DR	TR	AVG	AST	AVG	TO	STL	BLK	PTS	AVG
'05-06	21	11.8	27	65	.415	7	8	.875	11	46	57	2.7	7	0.3	7	5	3	61	2.9
PLAYOFFS																			
'05-06	5	12	1	3	.333	0	2	.000	2	0	2	0.4	0	0.0	0	0	0	2	0.4
10	Greg Grant					5'7"	145 lbs.	G	Trenton State										
Acquired: 2nd rd., 1989 NBA Draft (52nd Overall). Departed: Contract expired on 6/30/90.																			
YEAR	G	MIN	FGM	FGA	PCT	FTM	FTA	PCT	OR	DR	TR	AVG	AST	AVG	TO	STL	BLK	PTS	AVG
'89-90	67	10.1	83	216	.384	39	59	.661	16	43	59	0.9	168	2.5	77	36	1	208	3.1
PLAYOFFS																			
'89-90	7	6.7	9	20	.450	0	0	.000	2	4	6	0.9	10	1.4	5	2	0	19	2.7
45	A.C. Green					6'9"	245 lbs.	F	Oregon State										
Acquired: Signed as free agent 9/28/93. Departed: To Dallas 12/26/96 with Sam Cassell, Michael Finley and 2nd rd. pick for Jason Kidd, Loren Meyer and Tony Dumas.																			
YEAR	G	MIN	FGM	FGA	PCT	FTM	FTA	PCT	OR	DR	TR	AVG	AST	AVG	TO	STL	BLK	PTS	AVG
'93-94	82	34.5	465	926	.502	266	362	.735	275	478	753	9.2	137	1.7	100	70	38	1204	14.7
'94-95	82	32.8	311	617	.504	251	343	.732	194	475	669	8.2	127	1.5	114	55	31	916	11.2
'95-96	82	25.8	215	444	.484	168	237	.709	166	388	554	6.8	72	0.9	79	45	23	612	7.5
'96-97	27	20.3	61	128	.477	31	48	.646	33	105	138	5.1	17	0.6	20	18	1	153	5.7
TOTALS	273	29.9	1052	2115	.497	716	990	.723	668	1446	2114	7.7	353	1.3	313	188	93	2885	10.6
PLAYOFFS																			
'93-94	10	35.0	40	83	.482	38	62	.613	29	55	84	8.4	13	1.3	7	10	2	125	12.5
'94-95	10	36.8	36	78	.462	55	63	.873	38	82	120	12.0	13	1.3	10	6	2	128	12.8
'95-96	4	21.8	6	17	.353	7	8	.875	6	12	18	4.5	2	0.5	2	1	0	19	4.8
TOTALS	24	33.5	82	178	.460	100	133	.751	74	149	223	9.3	28	1.2	19	17	4	272	11.3
16	Lamar Green					6'8"	220 lbs.	F	Morehead State										
Acquired: 3rd rd., 1969 NBA Draft (33rd Overall). Departed: 1974 NBA Expansion Draft by New Orleans Jazz.																			
YEAR	G	MIN	FGM	FGA	PCT	FTM	FTA	PCT	OR	DR	TR	AVG	AST	AVG	TO	STL	BLK	PTS	AVG
'69-70	58	12.1	101	234	.432	41	70	.586	—	—	276	4.8	17	0.3	—	—	—	243	4.2
'70-71	68	19.5	167	369	.453	64	106	.604	—	—	466	6.9	53	0.8	—	—	—	398	5.9
'71-72	67	14.8	133	298	.446	66	90	.733	—	—	348	5.2	45	0.7	—	—	—	332	5.0
'72-73	80	25.6	224	520	.431	89	118	.754	—	—	746	9.3	89	1.1	—	—	—	537	6.7
'73-74	72	15.3	129	317	.407	38	68	.559	85	265	350	4.9	43	0.6	—	32	38	296	4.1
TOTALS	345	17.9	754	1738	.434	298	452	.659	85	265	2186	6.3	247	0.7	—	32	38	1806	5.2
PLAYOFFS																			
'69-70	6	11.5	8	28	.286	2	5	.400	—	—	23	3.8	5	0.8	—	—	—	18	3.0
44	Gary Gregor					6'7"	235 lbs.	F	South Carolina										
Acquired: 1st rd., 1968 NBA Draft (8th Overall). Departed: To Atlanta 5/8/69 for Paul Silas.																			
YEAR	G	MIN	FGM	FGA	PCT	FTM	FTA	PCT	OR	DR	TR	AVG	AST	AVG	TO	STL	BLK	PTS	AVG
'68-69	80	27.3	400	963	.415	85	131	.649	—	—	711	8.9	96	1.2	—	—	—	885	11.1
12	Greg Griffin					6'7"	190 lbs.	F	Idaho State										
Acquired: 4th rd., 1977 NBA Draft (71st Overall). Departed: Waived 10/1/79.																			
YEAR	G	MIN	FGM	FGA	PCT	FTM	FTA	PCT	OR	DR	TR	AVG	AST	AVG	TO	STL	BLK	PTS	AVG
'77-78	36	11.7	61	169	.361	23	36	.639	44	59	103	2.9	24	0.7	39	16	0	145	4.0
32	Taylor Griffin					6'7"	238 lbs.	F	Oklahoma										
Acquired: 2nd rd., 2009 NBA Draft (48th overall). Departed: Waived 7/26/10.																			
YEAR	G	MIN	FGM	FGA	PCT	FTM	FTA	PCT	OR	DR	TR	AVG	AST	AVG	TO	STL	BLK	PTS	AVG
'09-10	8	4.0	4	10	.400	2	4	.500	0	2	2	0.3	1	0.1	1	0	2	10	1.3

## 24 Tom Gugliotta 6'10" 250 lbs. F North Carolina State

**Acquired:** Signed as free agent 1/24/99. **Departed:** To Utah 2/19/04 with two conditional 1st rd. picks, 2005 2nd rd. pick for Keon Clark, Ben Handlogten.

YEAR	G	MIN	FGM	FGA	PCT	FTM	FTA	PCT	OR	DR	TR	AVG	AST	AVG	TO	STL	BLK	PTS	AVG
'98-99	43	36.1	277	573	.483	173	218	.794	131	250	381	8.9	121	2.8	88	59	31	729	17.0
'99-00	54	32.7	310	645	.481	117	151	.775	141	284	425	7.9	124	2.3	106	47	21	738	13.7
'00-01	57	20.3	149	380	.392	61	77	.792	76	179	255	4.5	55	1.0	51	47	21	362	6.4
'01-02	44	25.7	127	301	.422	28	37	.757	59	162	221	5.0	77	1.8	61	39	30	285	6.5
'02-03	27	16.6	60	132	.455	9	9	1.000	25	75	100	3.7	31	1.1	31	14	5	129	4.8
'03-04	30	10.1	31	99	.313	6	8	.750	15	41	56	1.9	21	0.7	20	14	4	68	2.3
<b>TOTALS</b>	<b>255</b>	<b>25.0</b>	<b>954</b>	<b>2130</b>	<b>.448</b>	<b>394</b>	<b>500</b>	<b>.788</b>	<b>447</b>	<b>991</b>	<b>1438</b>	<b>5.6</b>	<b>429</b>	<b>1.7</b>	<b>357</b>	<b>253</b>	<b>112</b>	<b>2311</b>	<b>9.1</b>

### PLAYOFFS

'98-99	3	39.3	13	35	.371	6	8	.750	6	19	25	8.3	10	3.3	8	4	3	32	10.7
'00-01	4	21.5	8	26	.308	7	9	.778	4	11	15	3.8	3	0.8	5	8	1	23	5.8
'02-03	2	5.0	2	4	.500	1	2	.500	0	2	2	1.0	0	0.0	0	0	0	5	2.5
<b>TOTALS</b>	<b>9</b>	<b>23.8</b>	<b>23</b>	<b>65</b>	<b>.354</b>	<b>14</b>	<b>19</b>	<b>.713</b>	<b>10</b>	<b>32</b>	<b>42</b>	<b>4.7</b>	<b>13</b>	<b>1.4</b>	<b>13</b>	<b>12</b>	<b>4</b>	<b>60</b>	<b>6.7</b>

## 1 Anfernee Hardaway 6'7" 215 lbs. G Memphis

**Acquired:** From Orlando 8/5/99 for Danny Manning, Pat Garrity and two future 1st rd. picks. **Departed:** To New York 1/5/04 with Stephon Marbury, Cezary Trybanski for Antonio McDyess, Howard Easley, Charlie Ward, Maciej Lampe, the draft rights to Milos Vujanovic, two future 1st rd. picks and cash.

YEAR	G	MIN	FGM	FGA	PCT	FTM	FTA	PCT	OR	DR	TR	AVG	AST	AVG	TO	STL	BLK	PTS	AVG
'99-00	60	37.6	378	798	.474	226	286	.790	91	256	347	5.8	315	5.3	226	94	38	1015	16.9
'00-01	4	28.0	15	36	.459	7	11	.636	5	13	18	4.5	15	3.8	3	6	1	39	9.8
'01-02	80	30.8	389	931	.418	158	195	.810	98	252	324	4.4	324	4.1	189	122	32	959	12.0
'02-03	58	30.6	256	573	.447	77	97	.794	66	192	258	4.4	235	4.1	145	66	26	615	10.6
'03-04	34	25.6	120	271	.443	42	49	.857	27	71	98	2.9	97	2.9	42	28	8	296	8.7
<b>TOTALS</b>	<b>236</b>	<b>31.2</b>	<b>1158</b>	<b>2609</b>	<b>.444</b>	<b>510</b>	<b>638</b>	<b>.799</b>	<b>287</b>	<b>784</b>	<b>1071</b>	<b>4.5</b>	<b>986</b>	<b>4.2</b>	<b>605</b>	<b>316</b>	<b>105</b>	<b>2924</b>	<b>12.4</b>

### PLAYOFFS

'99-00	9	42.9	67	145	.462	44	62	.710	14	30	44	4.9	51	5.7	25	14	9	183	20.3
'02-03	6	40.7	27	70	.386	13	18	.722	9	27	36	6.0	26	4.3	13	13	5	76	12.7
<b>TOTALS</b>	<b>15</b>	<b>42.0</b>	<b>94</b>	<b>215</b>	<b>.437</b>	<b>57</b>	<b>80</b>	<b>.713</b>	<b>23</b>	<b>57</b>	<b>80</b>	<b>5.3</b>	<b>77</b>	<b>5.1</b>	<b>38</b>	<b>27</b>	<b>14</b>	<b>259</b>	<b>17.3</b>

## 23 Art Harris 6'4" 185 lbs. G Stanford

**Acquired:** From Seattle 10/26/69 for Dick Snyder. **Departed:** Waived 9/29/72.

YEAR	G	MIN	FGM	FGA	PCT	FTM	FTA	PCT	OR	DR	TR	AVG	AST	AVG	TO	STL	BLK	PTS	AVG
'69-70	81	19.2	285	723	.394	86	134	.642	—	—	161	2.0	233	2.9	—	—	—	656	8.1
'70-71	56	17.0	199	484	.411	69	113	.611	—	—	100	1.8	132	2.4	—	—	—	467	8.3
'71-72	21	6.9	23	70	.329	9	21	.429	—	—	13	0.6	18	0.9	—	—	—	55	2.6
<b>TOTALS</b>	<b>158</b>	<b>16.8</b>	<b>507</b>	<b>1277</b>	<b>.397</b>	<b>164</b>	<b>268</b>	<b>.612</b>	<b>—</b>	<b>—</b>	<b>274</b>	<b>1.7</b>	<b>383</b>	<b>2.4</b>	<b>—</b>	<b>—</b>	<b>—</b>	<b>1178</b>	<b>7.5</b>

### PLAYOFFS

'69-70	7	12.7	15	42	.357	0	2	.000	—	—	13	1.9	12	1.7	—	—	—	30	4.3
--------	---	------	----	----	------	---	---	------	---	---	----	-----	----	-----	---	---	---	----	-----

## 4 Donnell Harvey 6'8" 220 lbs. F Florida

**Acquired:** From Orlando 12/23/03 for 2004 2nd rd. pick. **Departed:** Contract expired 6/30/04.

YEAR	G	MIN	FGM	FGA	PCT	FTM	FTA	PCT	OR	DR	TR	AVG	AST	AVG	TO	STL	BLK	PTS	AVG
'03-04	36	12.2	53	112	.473	35	44	.795	19	73	92	2.6	13	0.4	23	14	16	141	3.9

## 11 Clem Haskins 6'4" 195 lbs. G Western Kentucky

**Acquired:** From Chicago 4/23/70 for Jim Fox and undisclosed pick. **Departed:** To Washington 9/6/74 for Dave Stallworth and 2nd rd. pick.

YEAR	G	MIN	FGM	FGA	PCT	FTM	FTA	PCT	OR	DR	TR	AVG	AST	AVG	TO	STL	BLK	PTS	AVG
'70-71	82	33.7	562	1277	.440	338	431	.784	—	—	324	4.0	383	4.7	—	—	—	1462	17.8
'71-72	79	31.1	509	1054	.483	220	258	.853	—	—	270	3.4	290	3.7	—	—	—	1238	15.7
'72-73	77	20.5	339	731	.464	130	156	.833	—	—	173	2.2	203	2.6	—	—	—	808	10.5
'73-74	81	22.5	364	792	.460	171	203	.842	78	144	222	2.7	259	3.2	81	16	—	899	11.1
<b>TOTALS</b>	<b>319</b>	<b>27.0</b>	<b>1774</b>	<b>3854</b>	<b>.460</b>	<b>859</b>	<b>1048</b>	<b>.820</b>	<b>78</b>	<b>144</b>	<b>989</b>	<b>3.1</b>	<b>1135</b>	<b>3.6</b>	<b>81</b>	<b>16</b>	<b>—</b>	<b>4407</b>	<b>13.8</b>

## 42 Connie Hawkins 6'8" 201 lbs. F Iowa

**Acquired:** Signed as free agent 6/20/69. **Departed:** To L.A. Lakers 10/30/73 for Keith Erickson and 2nd rd. pick.

YEAR	G	MIN	FGM	FGA	PCT	FTM	FTA	PCT	OR	DR	TR	AVG	AST	AVG	TO	STL	BLK	PTS	AVG
'69-70	81	40.9	709	1447	.490	577	741	.779	—	—	846	10.4	391	4.8	—	—	—	1995	24.6
'70-71	71	37.5	512	1181	.434	457	560	.816	—	—	643	9.1	322	4.5	—	—	—	1481	20.9
'71-72	76	36.8	571	1244	.459	456	565	.807	—	—	633	8.3	296	3.9	—	—	—	1598	21.0
'72-73	75	36.9	441	920	.479	322	404	.797	—	—	641	8.5	304	4.1	—	—	—	1204	16.1
'73-74	8	27.9	36	74	.486	18	27	.667	14	29	43	5.4	28	3.5	—	8	3	90	11.3
<b>TOTALS</b>	<b>311</b>	<b>37.8</b>	<b>2269</b>	<b>4866</b>	<b>.466</b>	<b>1830</b>	<b>2297</b>	<b>.797</b>	<b>14</b>	<b>29</b>	<b>2806</b>	<b>9.0</b>	<b>1341</b>	<b>4.3</b>	<b>—</b>	<b>8</b>	<b>3</b>	<b>6368</b>	<b>20.5</b>

### PLAYOFFS

'69-70	7	32.8	62	150	.413	54	66	.818	—	—	97	13.9	41	5.9	—	—	—	178	25.4
--------	---	------	----	-----	------	----	----	------	---	---	----	------	----	-----	---	---	---	-----	------

## 32 Nate Hawthorne 6'4" 190 lbs. G Southern Illinois

**Acquired:** From New Orleans Jazz 9/16/74 with Curtis Perry, Dennis Awtrey and 1st rd. pick for Neal Walk and 2nd rd. pick. **Departed:** Waived 10/15/76.

YEAR	G	MIN	FGM	FGA	PCT	FTM	FTA	PCT	OR	DR	TR	AVG	AST	AVG	TO	STL	BLK	PTS	AVG
'74-75	50	12.4	118	287	.411	61	94	.649	34	58	92	1.8	39	0.8	—	30	21	297	5.9
'75-76	79	14.5	182	423	.430	115	170	.676	86	123	209	2.6	46	0.6	—	33	15	479	6.1
<b>TOTALS</b>	<b>129</b>	<b>13.7</b>	<b>300</b>	<b>710</b>	<b>.420</b>	<b>176</b>	<b>264</b>	<b>.663</b>	<b>120</b>	<b>181</b>	<b>301</b>	<b>2.2</b>	<b>85</b>	<b>0.7</b>	<b>—</b>	<b>66</b>	<b>36</b>	<b>776</b>	<b>6.0</b>

### PLAYOFFS

'75-76	18	5.3	10	33	.303	12	16	.750	7	11	18	1.0	6	0.3	—	6	2	32	1.8
--------	----	-----	----	----	------	----	----	------	---	----	----	-----	---	-----	---	---	---	----	-----



24	Garfield Heard										6'6"		220 lbs.		F	Oklahoma						
Acquired: From Buffalo 2/1/76 with 2nd rd. pick for John Shumate.														Departed: Signed as free agent by San Diego Clippers 2/3/81.								
Year	G	MIN	FGM	FGA	PCT	FTM	FTA	PCT	OR	DR	TR	AVG	AST	AVG	TO	STL	BLK	PTS	AVG			
'75-76	36	33.9	185	409	.452	76	113	.673	109	249	358	9.9	64	1.8	—	51	41	446	12.4			
'76-77	46	29.6	173	457	.379	100	138	.725	120	320	440	9.6	89	1.9	—	55	55	446	9.7			
'77-78	80	26.2	265	625	.424	90	147	.612	166	486	652	8.2	132	1.7	120	129	101	620	7.8			
'78-79	63	19.3	162	367	.441	71	103	.689	98	253	351	5.6	60	1.0	60	53	57	395	6.3			
'79-80	82	17.1	171	410	.411	64	86	.744	118	262	380	4.6	97	1.2	88	84	49	406	5.0			
TOTALS	307	24.9	956	2268	.422	401	587	.683	611	1570	2181	7.1	442	1.4	268	372	303	2313	7.5			

PLAYOFFS																			
YEAR	G	MIN	FGM	FGA	PCT	FTM	FTA	PCT	OR	DR	TR	AVG	AST	AVG	TO	STL	BLK	PTS	AVG
'75-76	19	37.9	105	238	.441	55	81	.679	53	144	197	10.4	33	1.7	—	39	37	265	13.9
'77-78	2	31.0	6	17	.353	1	2	.500	4	12	16	8.0	5	2.5	2	2	4	13	6.5
'78-79	15	21.3	32	86	.372	18	30	.600	24	82	106	7.1	13	0.9	21	12	26	82	5.5
'79-80	8	27.9	22	56	.393	11	15	.733	19	32	51	6.4	12	1.5	8	9	11	55	6.9
<b>TOTALS</b>	<b>44</b>	<b>30.1</b>	<b>165</b>	<b>397</b>	<b>.416</b>	<b>85</b>	<b>128</b>	<b>.664</b>	<b>100</b>	<b>270</b>	<b>370</b>	<b>8.4</b>	<b>63</b>	<b>1.4</b>	<b>31</b>	<b>62</b>	<b>78</b>	<b>415</b>	<b>9.4</b>

4	Herman Henry					6'7"		190 lbs.		F	Oklahoma								
Acquired: Signed as free agent 4/15/94.										Departed: Waived 7/22/94.									
YEAR	G	MIN	FGM	FGA	PCT	FTM	FTA	PCT	OR	DR	TR	AVG	AST	AVG	TO	STL	BLK	PTS	AVG
'93-94	4	3.8	1	5	.200	2	4	.500	0	2	2	0.5	4	1.0	1	0	0	4	1.0

11/12 Johnny High				6'3"				186 lbs.		G		Nevada-Reno							
Acquired: 2nd rd., 1979 NBA Draft (24th Overall).										Departed: Waived 2/1/84.									
YEAR	G	MIN	FGM	FGA	PCT	FTM	FTA	PCT	OR	DR	TR	AVG	AST	AVG	TO	STL	BLK	PTS	AVG
'79-80	82	13.7	144	323	.446	120	178	.674	69	104	173	2.1	119	1.5	123	71	15	409	5.0
'80-81	81	21.6	246	576	.427	183	264	.693	89	139	228	2.8	202	2.5	188	129	26	677	8.4
'82-83	82	14.1	100	217	.461	63	136	.463	45	105	150	1.8	153	1.9	106	85	34	264	3.2
'83-84	29	17.7	18	52	.346	10	29	.345	16	50	66	2.3	51	1.8	38	40	11	46	1.6
TOTALS	274	16.6	508	1168	.435	376	607	.544	219	398	617	2.3	525	1.9	455	325	86	1396	4.6

PLAYOFFS																			
YEAR	G	MIN	FGM	FGA	PCT	FTM	FTA	PCT	OR	DR	TR	AVG	AST	AVG	TO	STL	BLK	PTS	AVG
'79-80	8	15.0	12	31	.387	8	16	.500	10	15	25	3.1	20	2.5	7	6	2	32	4.0
'80-81	7	16.7	14	33	.424	9	14	.643	9	10	19	2.7	6	0.9	6	6	2	37	5.3
'82-83	3	15.0	5	11	.455	0	2	.000	7	3	10	3.3	6	2.0	1	3	1	10	3.3
<b>TOTALS</b>	<b>18</b>	<b>15.7</b>	<b>30</b>	<b>75</b>	<b>.400</b>	<b>17</b>	<b>32</b>	<b>.531</b>	<b>26</b>	<b>28</b>	<b>54</b>	<b>3.0</b>	<b>32</b>	<b>1.8</b>	<b>14</b>	<b>15</b>	<b>5</b>	<b>79</b>	<b>4.4</b>

33	Grant Hill										6'8"		225 lbs.		F	Duke						
Acquired: Signed as a free agent on 7/11/07.										Departed: Contract expired on 6/30/12.												
YEAR	G	MIN	FGM	FGA	PCT	FTM	FTA	PCT	OR	DR	TR	AVG	AST	AVG	TO	STL	BLK	PTS	AVG			
'07-08	70	31.7	358	712	.503	170	196	.867	74	279	353	5.0	203	2.9	96	65	56	919	13.1			
'08-09	82	29.8	390	745	.523	181	224	.808	64	341	405	4.9	186	2.3	126	90	54	985	12.0			
'09-10	81	30.0	336	703	.478	205	251	.817	74	371	445	5.5	193	2.4	108	60	36	912	11.3			
'10-11	80	31.0	399	825	.484	213	257	.829	77	261	338	4.2	200	2.5	134	64	35	1056	13.2			
'11-12	49	28.1	201	451	.446	83	109	.761	29	142	171	3.5	107	2.2	65	41	29	499	10.2			
TOTALS	362	30.1	1684	3436	.490	852	1037	.822	318	1394	1712	4.7	889	2.5	529	320	210	4371	12.1			

PLAYOFFS																			
YEAR	G	MIN	FGM	FGA	PCT	FTM	FTA	PCT	OR	DR	TR	AVG	AST	AVG	TO	STL	BLK	PTS	AVG
'07-08	3	22.7	5	11	.455	1	1	1.00	3	13	16	5.3	3	1.0	0	2	1	11	3.7
'09-10	16	28.3	59	123	.480	33	38	.868	12	81	93	5.8	36	2.3	19	13	10	154	9.6
<b>TOTALS</b>	<b>19</b>	<b>27.4</b>	<b>64</b>	<b>134</b>	<b>.478</b>	<b>34</b>	<b>39</b>	<b>.872</b>	<b>15</b>	<b>94</b>	<b>109</b>	<b>5.7</b>	<b>39</b>	<b>2.1</b>	<b>19</b>	<b>15</b>	<b>11</b>	<b>165</b>	<b>8.7</b>

25	Craig Hodges										6'3"		195 lbs.		G	Long Beach State						
Acquired: From Milwaukee 2/25/88 with 2nd rd. pick for Jay Humphries.										Departed: To Chicago 12/14/88 for Ed Nealy and 2nd rd. pick.												
YEAR	G	MIN	FGM	FGA	PCT	FTM	FTA	PCT	OR	DR	TR	AVG	AST	AVG	TO	STL	BLK	PTS	AVG			
'87-88	23	20.1	87	178	.489	27	32	.844	7	25	32	1.4	44	1.9	28	16	2	232	10.1			
'88-89	10	9.2	16	36	.444	3	4	.750	2	3	5	0.5	8	0.8	5	2	0	39	3.9			
TOTALS	33	14.7	103	214	.467	30	36	.800	9	28	37	0.9	52	1.4	33	18	2	271	7.0			

15	Michael Holton					6'4"		198 lbs.		G	UCLA									
Acquired: Signed as free agent 9/24/84.										Departed: Waived 11/4/85.										
YEAR	G	MIN	FGM	FGA	PCT	FTM	FTA	PCT	OR	DR	TR	AVG	AST	AVG	TO	STL	BLK	PTS	AVG	
'84-85	74	23.8	257	576	.446	96	118	.814	30	102	132	1.8	198	2.7	123	59	6	624	8.4	
'85-86	4	16.3	4	20	.200	4	6	.667	1	2	3	0.8	7	1.8	4	2	0	12	3.0	
TOTALS	78	20.0	261	596	.323	100	124	.740	31	104	135	1.3	205	2.3	127	61	6	636	5.7	

14	Jeff Hornacek										6'4"		190 lbs.		G	Iowa State						
Acquired: 2nd rd., 1986 NBA Draft (46th Overall).											Departed: To Philadelphia 6/17/92 with Andrew Lang and Tim Perry for Charles Barkley.											
YEAR	G	MIN	FGM	FGA	PCT	FTM	FTA	PCT	OR	DR	TR	AVG	AST	AVG	TO	STL	BLK	PTS	AVG			
'86-87	80	19.5	159	350	.454	94	121	.777	41	143	184	2.3	361	4.5	153	70	5	424	5.3			
'87-88	82	27.4	306	605	.506	152	185	.822	71	191	262	3.2	540	6.6	156	107	10	781	9.5			
'88-89	78	31.9	440	889	.495	147	178	.826	75	191	266	3.4	465	6.0	111	129	8	1054	13.5			
'89-90	67	34.0	483	901	.536	173	202	.856	86	227	313	4.7	337	5.0	125	117	14	1179	17.6			
'90-91	80	34.2	544	1051	.518	201	224	.897	74	247	321	4.0	409	5.1	130	111	16	1350	16.9			
'91-92	81	38.0	635	1240	.512	279	315	.886	106	301	407	5.0	411	5.1	170	158	31	1632	20.1			
TOTALS	468	30.7	2567	5036	.510	1046	1225	.854	453	1300	1753	3.7	2523	5.4	845	692	84	6420	13.7			

## 25 Robert Horry 6'10" 220 lbs. F Alabama

**Acquired:** From Houston 8/19/96 with Chucky Brown, Mark Bryant, Sam Cassell for Charles Barkley. **Departed:** To L.A. Lakers 1/10/97 with Joe Kleine for Cedric Ceballos and Rumeal Robinson.

YEAR	G	MIN	FGM	FGA	PCT	FTM	FTA	PCT	OR	DR	TR	AVG	AST	AVG	TO	STL	BLK	PTS	AVG
'96-97	32	22.5	82	195	.421	32	50	.640	40	79	119	3.7	54	1.7	46	28	26	220	6.9

## 50 Eddie House 6'1" 175 lbs. G Arizona State

**Acquired:** Signed as free agent 9/12/05. **Departed:** Contract expired on 6/30/06.

YEAR	G	MIN	FGM	FGA	PCT	FTM	FTA	PCT	OR	DR	TR	AVG	AST	AVG	TO	STL	BLK	PTS	AVG
'05-06	81	17.5	320	759	.422	33	41	.805	15	117	132	1.6	148	1.8	76	42	12	796	9.8

PLAYOFFS																			
'05-06	14	9.3	19	52	.365	3	4	.750	0	9	9	0.6	6	0.4	5	1	2	44	3.1

## 44 Greg Howard 6'9" 215 lbs. F New Mexico

**Acquired:** 1st rd., 1970 NBA Draft (10th Overall). **Departed:** To Cleveland 8/31/71 for two 3rd rd. picks.

YEAR	G	MIN	FGM	FGA	PCT	FTM	FTA	PCT	OR	DR	TR	AVG	AST	AVG	TO	STL	BLK	PTS	AVG
'70-71	44	9.7	68	173	.393	37	58	.638	—	—	119	2.7	26	0.6	—	—	—	173	3.9

## 24 Jay Humphries 6'3" 199 lbs. G Colorado

**Acquired:** 1st rd., 1984 NBA Draft (13th Overall). **Departed:** To Milwaukee 2/25/88 for Craig Hodges & 2nd rd. pick.

YEAR	G	MIN	FGM	FGA	PCT	FTM	FTA	PCT	OR	DR	TR	AVG	AST	AVG	TO	STL	BLK	PTS	AVG
'84-85	80	25.8	279	626	.446	141	170	.829	32	132	164	2.1	350	4.4	167	107	8	703	8.8
'85-86	82	33.3	352	735	.479	197	257	.767	56	204	260	3.2	526	6.4	190	132	9	905	11.0
'86-87	82	31.5	359	753	.477	200	260	.769	62	198	260	3.2	632	7.7	195	112	9	923	11.3
'87-88	50	31.1	264	484	.545	103	139	.741	44	107	151	3.0	354	7.1	108	61	4	634	12.7
<b>TOTALS</b>	<b>294</b>	<b>30.4</b>	<b>1254</b>	<b>2598</b>	<b>.483</b>	<b>641</b>	<b>826</b>	<b>.776</b>	<b>194</b>	<b>641</b>	<b>835</b>	<b>2.8</b>	<b>1862</b>	<b>6.3</b>	<b>660</b>	<b>412</b>	<b>30</b>	<b>3165</b>	<b>10.8</b>

PLAYOFFS																			
'84-85	3	30.0	20	31	.645	9	12	.750	1	4	5	1.7	16	5.3	—	2	0	49	16.3

## 45 Steven Hunter 7'0" 240 lbs. C DePaul

**Acquired:** Signed as free agent 8/20/04. **Departed:** Contract expired on 6/30/05.

YEAR	G	MIN	FGM	FGA	PCT	FTM	FTA	PCT	OR	DR	TR	AVG	AST	AVG	TO	STL	BLK	PTS	AVG
'04-05	76	13.8	135	220	.614	78	163	.479	98	129	227	3.0	13	0.2	44	4	102	348	4.6

PLAYOFFS																			
'04-05	15	14.2	24	43	.558	12	20	.600	17	21	38	2.5	3	0.2	8	1	18	60	4.0

## 24 Greg Jackson 6'1" 180 lbs. G Guilford

**Acquired:** Signed as free agent 1/2/75. **Departed:** To Washington 9/17/75 for future draft considerations.

YEAR	G	MIN	FGM	FGA	PCT	FTM	FTA	PCT	OR	DR	TR	AVG	AST	AVG	TO	STL	BLK	PTS	AVG
'74-75	44	17.6	69	166	.416	36	62	.581	17	50	67	1.5	93	2.1	—	23	9	174	4.0

## 21 Jim Jackson 6'6" 220 lbs. G/F Ohio State

**Acquired:** From New Orleans 1/21/05 with a 2005 2nd rd. pick (via Dallas) for Casey Jacobsen, Maciej Lampe, Jackson Vroman. **Departed:** Waived 3/1/06.

YEAR	G	MIN	FGM	FGA	PCT	FTM	FTA	PCT	OR	DR	TR	AVG	AST	AVG	TO	STL	BLK	PTS	AVG
'04-05	40	24.9	130	299	.435	24	25	.960	23	131	154	3.9	97	2.4	154	12	4	352	8.8
'05-06	27	15.6	38	129	.295	9	13	.692	11	53	64	2.4	31	1.1	30	10	6	99	3.7
<b>TOTALS</b>	<b>67</b>	<b>21.1</b>	<b>168</b>	<b>428</b>	<b>.393</b>	<b>33</b>	<b>38</b>	<b>.868</b>	<b>34</b>	<b>184</b>	<b>218</b>	<b>3.3</b>	<b>128</b>	<b>1.9</b>	<b>184</b>	<b>22</b>	<b>10</b>	<b>451</b>	<b>6.7</b>

PLAYOFFS																			
'04-05	15	31.6	63	129	.488	7	8	.875	13	48	61	4.1	22	1.5	10	10	8	165	11.0

## 23 Casey Jacobsen 6'6" 215 lbs. G Stanford

**Acquired:** 1st rd. (22nd overall) 2002 NBA Draft. **Departed:** To New Orleans 1/21/05 with Maciej Lampe, Jackson Vroman for Jim Jackson and a 2005 2nd rd. draft pick (via Dallas).

YEAR	G	MIN	FGM	FGA	PCT	FTM	FTA	PCT	OR	DR	TR	AVG	AST	AVG	TO	STL	BLK	PTS	AVG
'02-03	72	15.9	122	327	.373	72	105	.686	29	55	83	1.2	73	1.0	55	35	6	368	5.1
'03-04	78	23.4	150	360	.417	91	111	.820	42	159	201	2.6	98	1.3	68	48	9	466	6.0
'04-05	40	19.2	65	157	.414	48	62	.774	17	50	67	1.7	37	0.9	27	11	1	212	5.3
<b>TOTALS</b>	<b>190</b>	<b>19.7</b>	<b>337</b>	<b>844</b>	<b>.399</b>	<b>211</b>	<b>278</b>	<b>.759</b>	<b>88</b>	<b>264</b>	<b>351</b>	<b>1.8</b>	<b>208</b>	<b>1.1</b>	<b>150</b>	<b>94</b>	<b>16</b>	<b>1046</b>	<b>5.5</b>

PLAYOFFS																			
'02-03	6	6.5	2	10	.200	0	2	.000	1	2	3	0.5	2	0.3	0	1	3	6	1.0

## 24 Dennis Johnson 6'4" 202 lbs. G Pepperdine

**Acquired:** From Seattle 6/3/80 for Paul Westphal. **Departed:** To Boston 6/27/83 with 1st, 3rd rd. picks for Rick Robey and two 2nd rd. picks.

YEAR	G	MIN	FGM	FGA	PCT	FTM	FTA	PCT	OR	DR	TR	AVG	AST	AVG	TO	STL	BLK	PTS	AVG
'80-81	79	33.1	532	1220	.436	411	501	.820	160	203	363	4.6	291	3.7	208	136	61	1486	18.8
'81-82	80	36.7	577	1228	.470	399	495	.806	142	268	410	5.1	369	4.6	233	105	55	1561	19.5
'82-83	77	33.1	398	861	.462	292	369	.791	92	243	335	4.1	388	5.0	204	97	39	1093	14.2
<b>TOTALS</b>	<b>236</b>	<b>34.3</b>	<b>1507</b>	<b>3309</b>	<b>.455</b>	<b>1102</b>	<b>1365</b>	<b>.810</b>	<b>394</b>	<b>714</b>	<b>1108</b>	<b>4.7</b>	<b>1048</b>	<b>4.4</b>	<b>645</b>	<b>338</b>	<b>155</b>	<b>4140</b>	<b>17.5</b>

PLAYOFFS																			
'80-81	7	38.1	52	110	.473	32	42	.762	7	26	33	4.7	20	2.9	19	9	9	137	19.6
'81-82	7	38.7	63	132	.477	30	39	.769	13	18	31	4.4	32	4.6	25	15	4	156	22.3
'82-83	3	36.0	22	48	.458	10	12	.833	6	17	23	7.7	17	5.7	8	5	2	54	18.0
<b>TOTALS</b>	<b>17</b>	<b>38.0</b>	<b>137</b>	<b>290</b>	<b>.472</b>	<b>72</b>	<b>93</b>	<b>.774</b>	<b>26</b>	<b>61</b>	<b>87</b>	<b>5.1</b>	<b>69</b>	<b>4.1</b>	<b>52</b>	<b>29</b>	<b>15</b>	<b>347</b>	<b>20.4</b>

## 8 Eddie Johnson 6'7" 215 lbs. F Illinois

**Acquired:** From Sacramento 6/19/87 for Ed Pinckney and 2nd rd. pick. **Departed:** To Seattle 12/7/90 with two 1st rd. picks for Xavier McDaniel.

YEAR	G	MIN	FGM	FGA	PCT	FTM	FTA	PCT	OR	DR	TR	AVG	AST	AVG	TO	STL	BLK	PTS	AVG
'87-88	73	29.8	533	1110	.480	204	240	.850	121	197	318	4.4	180	2.5	139	33	9	1294	17.7
'88-89	70	29.2	608	1224	.497	217	250	.868	91	215	306	4.4	162	2.3	122	47	7	1504	21.5
'89-90	64	28.3	411	907	.453	188	205	.917	69	177	246	3.8	107	1.7	108	32	10	1080	16.9
'90-91	15	20.8	88	186	.473	21	29	.724	16	30	46	3.1	17	1.1	24	9	2	203	13.5
<b>TOTALS</b>	<b>222</b>	<b>28.6</b>	<b>1640</b>	<b>3427</b>	<b>.478</b>	<b>630</b>	<b>724</b>	<b>.870</b>	<b>297</b>	<b>619</b>	<b>916</b>	<b>4.1</b>	<b>466</b>	<b>2.1</b>	<b>393</b>	<b>121</b>	<b>28</b>	<b>4081</b>	<b>18.4</b>

### PLAYOFFS

'88-89	12	32.7	85	206	.413	30	39	.769	28	59	87	7.3	25	2.1	18	12	2	213	17.8
'89-90	16	21.1	72	160	.450	37	47	.787	15	42	57	3.6	17	1.1	20	10	4	196	12.3
<b>TOTALS</b>	<b>28</b>	<b>26.1</b>	<b>157</b>	<b>366</b>	<b>.429</b>	<b>67</b>	<b>86</b>	<b>.779</b>	<b>43</b>	<b>101</b>	<b>144</b>	<b>5.1</b>	<b>42</b>	<b>1.5</b>	<b>38</b>	<b>22</b>	<b>6</b>	<b>409</b>	<b>14.6</b>

## 3 Frank Johnson 6'1" 185 lbs. G Wake Forest

**Acquired:** Signed as free agent 11/5/92. **Departed:** Retired following 1993-94 season.

YEAR	G	MIN	FGM	FGA	PCT	FTM	FTA	PCT	OR	DR	TR	AVG	AST	AVG	TO	STL	BLK	PTS	AVG
'92-93	77	14.6	136	312	.436	59	76	.776	41	72	113	1.5	186	2.4	80	60	7	332	4.3
'93-94	70	12.5	134	299	.448	54	69	.783	29	53	82	1.2	148	2.1	65	41	1	324	4.6
<b>TOTALS</b>	<b>147</b>	<b>13.6</b>	<b>270</b>	<b>611</b>	<b>.442</b>	<b>113</b>	<b>145</b>	<b>.779</b>	<b>70</b>	<b>125</b>	<b>195</b>	<b>1.3</b>	<b>334</b>	<b>2.3</b>	<b>145</b>	<b>101</b>	<b>8</b>	<b>656</b>	<b>4.5</b>

### PLAYOFFS

'92-93	22	7.8	22	50	.440	25	29	.862	3	8	11	0.5	17	0.8	7	6	0	70	3.2
'93-94	7	6.6	1	12	.083	1	2	.500	2	2	4	0.6	5	0.7	3	2	0	3	0.4
<b>TOTALS</b>	<b>29</b>	<b>7.5</b>	<b>23</b>	<b>62</b>	<b>.371</b>	<b>26</b>	<b>31</b>	<b>.839</b>	<b>5</b>	<b>10</b>	<b>15</b>	<b>0.5</b>	<b>22</b>	<b>0.8</b>	<b>10</b>	<b>8</b>	<b>0</b>	<b>73</b>	<b>2.5</b>

## 13 Gus Johnson 6'6" 235 lbs. F Idaho

**Acquired:** From Baltimore 4/10/72 for 2nd rd. pick. **Departed:** Waived 12/1/72.

YEAR	G	MIN	FGM	FGA	PCT	FTM	FTA	PCT	OR	DR	TR	AVG	AST	AVG	TO	STL	BLK	PTS	AVG
'72-73	21	19.9	69	181	.381	25	36	.694	—	—	136	6.5	31	1.5	—	—	—	163	7.8

## 2 Joe Johnson 6'7" 230 lbs. G Arkansas

**Acquired:** From Boston 2/20/02 with Randy Brown, Milt Palacio, 2002 1st rd. pick (Casey Jacobsen) for Rodney Rogers and Tony Delk. **Departed:** To Atlanta 8/19/05 in sign-and-trade for Boris Diaw and two future conditional 1st rd. picks.

YEAR	G	MIN	FGM	FGA	PCT	FTM	FTA	PCT	OR	DR	TR	AVG	AST	AVG	TO	STL	BLK	PTS	AVG
'01-02	29	31.5	121	288	.420	21	27	.778	35	83	118	4.1	105	3.6	43	26	11	277	9.6
'02-03	82	27.5	316	796	.397	96	124	.774	57	207	264	3.2	210	2.6	108	62	19	803	9.8
'03-04	82	40.6	555	1291	.430	174	232	.750	80	305	385	4.7	362	4.4	199	93	26	1367	16.7
'04-05	82	39.5	544	1179	.461	135	180	.750	120	302	422	5.1	291	3.5	148	79	24	1400	17.1
<b>TOTALS</b>	<b>275</b>	<b>35.4</b>	<b>1536</b>	<b>3554</b>	<b>.432</b>	<b>426</b>	<b>563</b>	<b>.757</b>	<b>292</b>	<b>897</b>	<b>1189</b>	<b>4.3</b>	<b>968</b>	<b>3.5</b>	<b>498</b>	<b>260</b>	<b>80</b>	<b>3847</b>	<b>14.0</b>

### PLAYOFFS

'02-03	6	27.3	14	51	.275	2	5	.400	6	20	26	4.3	8	1.3	12	4	2	32	5.3
'04-05	9	39.4	63	125	.504	23	33	.697	7	32	39	4.3	30	3.3	10	10	4	169	18.8
<b>TOTALS</b>	<b>15</b>	<b>34.6</b>	<b>77</b>	<b>176</b>	<b>.438</b>	<b>25</b>	<b>38</b>	<b>.658</b>	<b>13</b>	<b>52</b>	<b>65</b>	<b>4.3</b>	<b>38</b>	<b>2.5</b>	<b>22</b>	<b>14</b>	<b>6</b>	<b>201</b>	<b>13.4</b>

## 7 Kevin Johnson 6'1" 190 lbs. G California

**Acquired:** From Cleveland 2/25/88 with Mark West, Ty Corbin, three draft picks for Larry Nance, Mike Sanders, 1st rd. pick; Signed as free agent 3/25/00. **Departed:** Contract expired on 6/30/98; Contract expired on 6/30/00.

YEAR	G	MIN	FGM	FGA	PCT	FTM	FTA	PCT	OR	DR	TR	AVG	AST	AVG	TO	STL	BLK	PTS	AVG
'87-88	28	31.8	132	285	.463	85	99	.859	26	93	119	4.3	244	8.7	—	43	7	352	12.6
'88-89	81	39.2	570	1128	.505	508	576	.882	46	294	340	4.2	991	12.2	322	135	24	1650	20.4
'89-90	74	37.6	578	1159	.499	501	598	.838	42	228	270	3.6	846	11.4	263	95	14	1665	22.5
'90-91	77	36.0	591	1145	.516	519	616	.843	54	217	271	3.5	781	10.1	269	163	11	1710	22.2
'91-92	78	37.2	539	1125	.479	448	555	.807	61	231	292	3.7	836	10.7	272	116	23	1536	19.7
'92-93	49	33.5	282	565	.499	226	276	.819	30	74	104	2.1	384	7.8	151	85	19	791	16.1
'93-94	67	36.6	477	980	.487	380	464	.819	55	112	167	2.5	637	9.5	235	125	10	1340	20.0
'94-95	47	28.8	246	523	.470	234	289	.810	32	83	115	2.4	360	7.7	105	47	18	730	15.5
'95-96	56	35.8	342	674	.507	342	398	.857	42	179	221	3.9	517	9.2	170	82	13	1047	18.7
'96-97	70	38.0	441	890	.496	439	515	.852	54	199	253	3.6	653	9.3	217	102	12	1410	20.1
'97-98	50	25.8	155	347	.447	162	186	.871	35	129	164	3.3	245	4.9	101	27	8	476	9.5
'99-00	6	18.8	16	28	.571	7	7	1.000	0	16	16	2.7	24	4.0	7	2	0	40	6.7
<b>TOTALS</b>	<b>683</b>	<b>35.2</b>	<b>4369</b>	<b>8849</b>	<b>.494</b>	<b>3851</b>	<b>4579</b>	<b>.841</b>	<b>477</b>	<b>1855</b>	<b>2332</b>	<b>3.4</b>	<b>6518</b>	<b>9.5</b>	<b>2335</b>	<b>1022</b>	<b>159</b>	<b>12747</b>	<b>18.7</b>

### PLAYOFFS

'88-89	12	41.2	90	182	.495	102	110	.927	12	39	51	4.3	147	12.3	55	19	5	285	23.8
'89-90	16	36.4	123	257	.479	92	112	.821	9	44	53	3.3	170	10.6	62	25	0	340	21.3
'90-91	4	36.5	16	53	.302	18	30	.600	2	11	13	3.3	39	9.8	12	2	1	51	12.8
'91-92	8	41.9	62	128	.484	62	72	.861	8	25	33	4.1	93	11.6	25	12	2	189	23.6
'92-93	23	39.7	143	298	.480	124	156	.795	10	52	62	2.7	182	7.9	84	35	13	410	17.8
'93-94	10	42.7	97	212	.458	69	81	.852	10	25	35	3.5	96	9.6	34	10	1	266	26.6
'94-95	10	37.1	86	150	.573	71	84	.845	7	34	41	4.1	93	9.3	34	9	4	248	24.8
'95-96	4	37.8	27	57	.474	14	17	.824	2	15	17	4.3	43	10.8	11	2	2	69	17.3
'96-97	5	41.6	26	88	.295	29	33	.879	8	14	22	4.4	30	6.0	18	13	0	84	16.8
'97-98	4	30.5	23	42	.548	8	12	.667	2	7	9	2.3	19	4.8	6	2	1	55	13.8
'99-00	9	14.3	12	37	.324	5	6	.833	0	13	13	1.4	23	2.6	13	3	1	29	3.2
<b>TOTALS</b>	<b>105</b>	<b>36.9</b>	<b>705</b>	<b>1504</b>	<b>.469</b>	<b>594</b>	<b>713</b>	<b>.833</b>	<b>70</b>	<b>279</b>	<b>349</b>	<b>3.3</b>	<b>935</b>	<b>8.9</b>	<b>354</b>	<b>132</b>	<b>30</b>	<b>2026</b>	<b>19.3</b>

## 43 Linton Johnson 6'8" 205 lbs. F Tulane

**Acquired:** Signed 10-day contracts on 2/22/08 and 3/3/08; Signed for the remainder of the season on 4/16/08.  
**Departed:** 10-day contract expired 3/14/08; Contract expired on 6/30/08.

YEAR	G	MIN	FGM	FGA	PCT	FTM	FTA	PCT	OR	DR	TR	AVG	AST	AVG	TO	STL	BLK	PTS	AVG
'07-08	6	8.8	7	14	.500	0	0	—	5	8	13	2.2	3	0.5	2	0	1	15	2.5

## 11 Neil Johnson 6'7" 220 lbs. F Creighton

**Acquired:** 1968 NBA Expansion Draft from New York. **Departed:** Waived 7/27/70.

YEAR	G	MIN	FGM	FGA	PCT	FTM	FTA	PCT	OR	DR	TR	AVG	AST	AVG	TO	STL	BLK	PTS	AVG
'68-69	80	16.5	177	368	.481	110	177	.621	—	—	396	5.0	134	1.7	—	—	—	464	5.8
'69-70	28	4.9	20	60	.333	8	12	.667	—	—	47	1.7	12	0.4	—	—	—	48	1.4
<b>TOTALS</b>	<b>108</b>	<b>13.5</b>	<b>197</b>	<b>428</b>	<b>.460</b>	<b>118</b>	<b>189</b>	<b>.624</b>	—	—	<b>443</b>	<b>4.1</b>	<b>146</b>	<b>1.4</b>	—	—	—	<b>512</b>	<b>4.8</b>

### PLAYOFFS

'69-70	2	3.5	1	3	.333	0	0	.000	—	—	4	2.0	0	0.0	—	—	—	2	1.0
--------	---	-----	---	---	------	---	---	------	---	---	---	-----	---	-----	---	---	---	---	-----

## 34 Charles Jones 6'8" 220 lbs. F Louisville

**Acquired:** 2nd rd., 1984 NBA Draft (36th Overall). **Departed:** Waived 10/28/86.

YEAR	G	MIN	FGM	FGA	PCT	FTM	FTA	PCT	OR	DR	TR	AVG	AST	AVG	TO	STL	BLK	PTS	AVG
'84-85	78	20.1	236	454	.520	182	281	.648	139	255	394	5.1	128	1.6	143	45	61	654	8.4
'85-86	43	17.3	75	164	.457	50	98	.510	65	128	193	4.5	52	1.2	57	32	25	200	4.7
<b>TOTALS</b>	<b>121</b>	<b>19.1</b>	<b>311</b>	<b>618</b>	<b>.503</b>	<b>232</b>	<b>379</b>	<b>.612</b>	<b>204</b>	<b>383</b>	<b>587</b>	<b>4.9</b>	<b>180</b>	<b>1.5</b>	<b>200</b>	<b>77</b>	<b>86</b>	<b>854</b>	<b>7.1</b>

### PLAYOFFS

'84-85	2	17.0	3	5	.600	6	6	1.000	1	2	3	1.5	3	1.5	3	0	3	12	6.0
--------	---	------	---	---	------	---	---	-------	---	---	---	-----	---	-----	---	---	---	----	-----

## 21 Dwayne Jones 6'11" 251 lbs. F/C St. Joseph's (PA)

**Acquired:** Signed as a free agent 4/5/10. **Departed:** To Toronto 7/14/10 with Leandro Barbosa for Hedo Turkoglu.

YEAR	G	MIN	FGM	FGA	PCT	FTM	FTA	PCT	OR	DR	TR	AVG	AST	AVG	TO	STL	BLK	PTS	AVG
'09-10	2	3.5	0	0	.000	0	0	.000	0	2	2	1.0	0	0.0	0	0	0	0	0.0

### PLAYOFFS

'09-10	2	5.0	1	2	.500	3	4	.750	1	4	5	2.5	0	0.0	1	0	0	5	2.5
--------	---	-----	---	---	------	---	---	------	---	---	---	-----	---	-----	---	---	---	---	-----

## 22 James Jones 6'8" 220 lbs. F Miami (FL)

**Acquired:** From Indiana 8/25/05 for a 2008 2nd rd. pick. **Departed:** To Portland 7/11/07 along with the draft rights to Rudy Fernandez (24th Overall) for cash considerations.

YEAR	G	MIN	FGM	FGA	PCT	FTM	FTA	PCT	OR	DR	TR	AVG	AST	AVG	TO	STL	BLK	PTS	AVG
'05-06	75	23.6	243	581	.418	103	121	.851	44	209	253	3.4	57	0.8	35	38	49	699	9.3
'06-07	76	18.1	162	440	.368	71	81	.877	33	143	176	2.3	45	0.6	28	28	42	485	6.4
<b>TOTALS</b>	<b>151</b>	<b>20.8</b>	<b>405</b>	<b>1021</b>	<b>.397</b>	<b>174</b>	<b>202</b>	<b>.861</b>	<b>77</b>	<b>352</b>	<b>429</b>	<b>2.8</b>	<b>102</b>	<b>0.7</b>	<b>63</b>	<b>66</b>	<b>91</b>	<b>1184</b>	<b>7.8</b>

### PLAYOFFS

'05-06	20	17.7	28	82	.341	22	26	.846	16	56	72	3.6	5	0.3	9	5	18	86	4.3
'06-07	11	15.5	19	36	.528	9	11	.818	3	12	15	1.4	3	0.3	4	2	2	55	5.0
<b>TOTALS</b>	<b>31</b>	<b>16.9</b>	<b>47</b>	<b>118</b>	<b>.398</b>	<b>31</b>	<b>37</b>	<b>.838</b>	<b>19</b>	<b>68</b>	<b>87</b>	<b>2.8</b>	<b>8</b>	<b>0.3</b>	<b>13</b>	<b>7</b>	<b>20</b>	<b>141</b>	<b>4.5</b>

## 20 Jumaïne Jones 6'8" 240 lbs. F Georgia

**Acquired:** Signed as free agent 8/31/06. **Departed:** Contract expired 6/30/07.

YEAR	G	MIN	FGM	FGA	PCT	FTM	FTA	PCT	OR	DR	TR	AVG	AST	AVG	TO	STL	BLK	PTS	AVG
'06-07	18	7.7	14	51	.275	2	2	1.000	6	17	23	1.3	1	0.1	7	5	1	40	2.2

## 53 Rich Kelley 7'0" 240 lbs. C Stanford

**Acquired:** From New Jersey 2/15/80 for 1st rd. & 2nd rd. pick. **Departed:** To Denver 6/21/82 for 1st rd. pick.

YEAR	G	MIN	FGM	FGA	PCT	FTM	FTA	PCT	OR	DR	TR	AVG	AST	AVG	TO	STL	BLK	PTS	AVG
'79-80	23	16.2	43	85	.506	47	60	.783	44	74	118	5.1	50	2.2	46	28	17	133	5.8
'80-81	81	20.8	196	387	.506	175	231	.758	131	310	441	5.4	282	3.5	209	79	63	567	7.0
'81-82	81	23.4	236	505	.467	167	223	.749	168	329	497	6.1	293	3.6	244	64	71	639	7.9
<b>TOTALS</b>	<b>185</b>	<b>21.4</b>	<b>475</b>	<b>977</b>	<b>.486</b>	<b>389</b>	<b>514</b>	<b>.757</b>	<b>343</b>	<b>713</b>	<b>1056</b>	<b>5.7</b>	<b>625</b>	<b>3.4</b>	<b>499</b>	<b>171</b>	<b>151</b>	<b>1339</b>	<b>7.2</b>

### PLAYOFFS

'79-80	8	18.3	19	44	.432	9	10	.900	14	22	36	4.5	22	2.8	10	9	7	47	5.9
'80-81	7	16.1	10	25	.400	9	14	.643	13	22	35	5.0	13	1.9	14	6	3	29	4.1
<b>TOTALS</b>	<b>15</b>	<b>17.3</b>	<b>29</b>	<b>69</b>	<b>.420</b>	<b>18</b>	<b>24</b>	<b>.750</b>	<b>27</b>	<b>44</b>	<b>71</b>	<b>4.7</b>	<b>35</b>	<b>2.3</b>	<b>24</b>	<b>15</b>	<b>10</b>	<b>76</b>	<b>5.1</b>

## 8 Tim Kempton 6'10" 255 lbs. F Notre Dame

**Acquired:** Signed as free agent 8/18/92. **Departed:** Waived 1/21/94.

YEAR	G	MIN	FGM	FGA	PCT	FTM	FTA	PCT	OR	DR	TR	AVG	AST	AVG	TO	STL	BLK	PTS	AVG
'92-93	30	5.6	19	48	.396	18	31	.581	12	27	39	1.3	19	0.6	16	4	4	56	1.9

## 4 Steve Kerr 6'3" 175 lbs. G Arizona

**Acquired:** 2nd rd., 1988 NBA Draft (50th Overall). **Departed:** To Cleveland 9/5/89 for 2nd rd. pick.

YEAR	G	MIN	FGM	FGA	PCT	FTM	FTA	PCT	OR	DR	TR	AVG	AST	AVG	TO	STL	BLK	PTS	AVG
'88-89	26	6.0	20	46	.435	6	9	.667	3	14	17	0.7	24	0.9	6	7	0	54	2.1

## 32 Jason Kidd 6'4" 212 lbs. G California

**Acquired:** From Dallas 12/26/96 with Tony Dumas, Loren Meyer for Sam Cassell, Michael Finley, A.C. Green, 2nd rd. pick.  
**Departed:** To New Jersey 7/18/01 with Chris Dudley for Stephon Marbury, Soumaila Samake, Johnny Newman.

YEAR	G	MIN	FGM	FGA	PCT	FTM	FTA	PCT	OR	DR	TR	AVG	AST	AVG	TO	STL	BLK	PTS	AVG
'96-97	33	35.5	138	326	.423	66	96	.688	34	125	159	4.8	296	9.0	76	86	12	382	11.6
'97-98	82	38.0	357	859	.416	167	209	.799	108	402	510	6.2	745	9.1	162	26	261	954	11.6
'98-99	50	41.2	310	698	.444	181	239	.757	87	252	339	6.8	539	10.8	114	19	150	846	16.9
'99-00	67	39.0	350	855	.409	203	245	.829	96	387	483	7.2	678	10.1	134	28	226	959	14.3
'00-01	77	39.8	451	1097	.411	328	403	.814	91	403	494	6.4	753	9.8	166	23	286	1299	16.9
<b>TOTALS</b>	<b>309</b>	<b>38.9</b>	<b>1606</b>	<b>3835</b>	<b>.419</b>	<b>945</b>	<b>1192</b>	<b>.793</b>	<b>386</b>	<b>1509</b>	<b>1895</b>	<b>6.1</b>	<b>3011</b>	<b>9.7</b>	<b>655</b>	<b>158</b>	<b>999</b>	<b>4440</b>	<b>14.4</b>

### PLAYOFFS

'96-97	5	41.4	21	53	.396	10	19	.526	4	26	30	6.0	49	9.8	11	2	13	60	12.0
'97-98	4	42.8	22	58	.379	13	16	.813	5	18	23	5.8	31	7.8	16	2	12	57	14.3
'98-99	3	42.0	18	43	.419	5	7	.714	1	6	7	2.3	31	10.3	5	1	9	45	15.0
'99-00	6	38.2	22	55	.400	7	9	.778	8	32	40	6.7	53	8.8	11	1	23	59	9.8
'00-01	4	41.5	22	69	.319	9	12	.750	9	15	24	6.0	53	13.3	8	0	12	57	14.3
<b>TOTALS</b>	<b>22</b>	<b>40.9</b>	<b>105</b>	<b>278</b>	<b>.405</b>	<b>44</b>	<b>63</b>	<b>.756</b>	<b>27</b>	<b>97</b>	<b>124</b>	<b>5.6</b>	<b>217</b>	<b>9.9</b>	<b>51</b>	<b>6</b>	<b>69</b>	<b>278</b>	<b>12.6</b>

## 35 Joe Kleine 7'0" 270 lbs. C Arkansas

**Acquired:** Signed as free agent 8/13/93; 1/22/99. **Departed:** To L.A. Lakers 1/10/97 with Robert Horry for Cedric Ceballos and Rumeal Robinson; Contract expired on 6/30/99.

YEAR	G	MIN	FGM	FGA	PCT	FTM	FTA	PCT	OR	DR	TR	AVG	AST	AVG	TO	STL	BLK	PTS	AVG
'93-94	74	11.5	125	256	.488	30	39	.769	50	143	193	2.6	45	0.6	35	14	19	285	3.9
'94-95	75	12.9	119	265	.449	42	49	.857	82	177	259	3.5	39	0.5	35	14	18	280	3.7
'95-96	56	11.8	71	169	.420	20	25	.800	36	96	132	2.4	44	0.8	37	13	6	164	2.9
'96-97	23	15.9	32	80	.400	13	18	.722	21	59	80	3.5	12	0.5	20	9	6	78	3.4
'98-99	31	12.1	30	74	.405	8	12	.667	27	40	67	2.2	12	0.4	10	8	1	68	2.2
<b>TOTALS</b>	<b>259</b>	<b>12.5</b>	<b>377</b>	<b>844</b>	<b>.447</b>	<b>113</b>	<b>143</b>	<b>.790</b>	<b>216</b>	<b>515</b>	<b>731</b>	<b>2.8</b>	<b>152</b>	<b>0.6</b>	<b>137</b>	<b>59</b>	<b>50</b>	<b>875</b>	<b>3.4</b>

### PLAYOFFS

'93-94	8	10.1	12	28	.429	4	6	.667	5	12	17	2.1	3	0.4	2	1	4	28	3.5
'94-95	10	16.7	31	54	.574	0	0	—	8	23	31	3.1	8	0.8	6	5	3	63	6.3
'95-96	2	4.0	0	2	.000	0	0	—	1	0	1	0.5	0	0.0	1	1	0	0	0.0
'98-99	1	5.0	1	2	.500	0	0	—	0	1	1	1.0	0	0.0	0	1	1	2	2.0
<b>TOTALS</b>	<b>21</b>	<b>12.4</b>	<b>44</b>	<b>86</b>	<b>.512</b>	<b>4</b>	<b>6</b>	<b>.667</b>	<b>14</b>	<b>36</b>	<b>50</b>	<b>2.4</b>	<b>11</b>	<b>0.5</b>	<b>9</b>	<b>8</b>	<b>8</b>	<b>93</b>	<b>4.4</b>

## 22 Brevin Knight 5'10" 170 lbs. G Stanford

**Acquired:** From Memphis 9/30/03 with Robert Archibald, Cezary Trybanski for Jake Tsakalidis, Bo Outlaw. **Departed:** To Washington 11/5/03 for Jahidi White.

YEAR	G	MIN	FGM	FGA	PCT	FTM	FTA	PCT	OR	DR	TR	AVG	AST	AVG	TO	STL	BLK	PTS	AVG
'03-04	3	6.3	1	3	.333	0	0	—	0	3	3	1.0	4	1.3	3	3	1	2	0.7

## 32 Negele Knight 6'1" 182 lbs. G Dayton

**Acquired:** 2nd rd., 1990 NBA Draft (31st Overall). **Departed:** To San Antonio 11/10/93 for 2nd rd. pick.

YEAR	G	MIN	FGM	FGA	PCT	FTM	FTA	PCT	OR	DR	TR	AVG	AST	AVG	TO	STL	BLK	PTS	AVG
'90-91	64	12.4	131	308	.425	71	118	.602	20	51	71	1.1	191	3.0	76	20	7	339	5.3
'91-92	42	15.0	103	217	.475	33	48	.688	16	30	46	1.1	112	2.7	58	24	3	243	5.8
'92-93	52	1.7	124	317	.391	67	86	.779	28	36	64	1.2	145	2.8	73	23	4	315	6.1
'93-94	1	8.0	1	4	.250	0	0	—	0	0	0	—	0	—	0	0	1	2	2.0
<b>TOTALS</b>	<b>159</b>	<b>14.6</b>	<b>359</b>	<b>846</b>	<b>.424</b>	<b>171</b>	<b>252</b>	<b>.679</b>	<b>64</b>	<b>117</b>	<b>181</b>	<b>1.1</b>	<b>448</b>	<b>2.8</b>	<b>207</b>	<b>67</b>	<b>15</b>	<b>899</b>	<b>5.7</b>

### PLAYOFFS

'90-91	4	14.0	13	26	.500	5	7	.714	1	3	4	1.0	9	2.3	4	1	0	32	8.0
'92-93	9	3.8	9	16	.563	0	0	—	1	2	3	.333	7	0.8	3	0	1	18	2.0
<b>TOTALS</b>	<b>13</b>	<b>6.9</b>	<b>22</b>	<b>42</b>	<b>.524</b>	<b>5</b>	<b>7</b>	<b>.714</b>	<b>2</b>	<b>5</b>	<b>7</b>	<b>0.5</b>	<b>16</b>	<b>1.2</b>	<b>7</b>	<b>1</b>	<b>1</b>	<b>50</b>	<b>3.8</b>

## 16 Rodney Knowles 6'9" 215 lbs. F Davidson

**Acquired:** 6th rd., 1968 NBA Draft (77th Overall). **Departed:** Waived 11/6/68.

YEAR	G	MIN	FGM	FGA	PCT	FTM	FTA	PCT	OR	DR	TR	AVG	AST	AVG	TO	STL	BLK	PTS	AVG
'68-69	8	5.0	4	14	.286	1	3	.333	—	—	9	1.1	0	0.0	—	—	—	9	1.1

## 50 Joel Kramer 6'7" 215 lbs. F San Diego State

**Acquired:** 3rd rd., 1978 NBA Draft (63rd Overall). **Departed:** Signed as free agent 9/12/83 by Maccabi, Israel.

YEAR	G	MIN	FGM	FGA	PCT	FTM	FTA	PCT	OR	DR	TR	AVG	AST	AVG	TO	STL	BLK	PTS	AVG
'78-79	82	17.1	181	370	.489	125	176	.710	134	203	337	4.1	92	1.1	98	45	23	487	5.9
'79-80	54	13.2	67	143	.469	56	70	.800	49	102	151	2.8	75	1.4	51	26	5	190	3.5
'80-81	82	13.0	136	258	.527	63	91	.692	77	155	232	2.8	88	1.1	67	35	17	335	4.1
'81-82	56	9.8	55	133	.414	33	42	.786	36	72	108	1.9	51	0.9	26	19	11	143	2.6
'82-83	54	8.5	44	104	.423	14	16	.875	41	47	88	1.6	37	0.7	22	15	6	102	1.9
<b>TOTALS</b>	<b>328</b>	<b>12.8</b>	<b>483</b>	<b>1008</b>	<b>.479</b>	<b>291</b>	<b>395</b>	<b>.737</b>	<b>337</b>	<b>579</b>	<b>916</b>	<b>2.8</b>	<b>343</b>	<b>1.0</b>	<b>264</b>	<b>140</b>	<b>62</b>	<b>1257</b>	<b>3.8</b>

### PLAYOFFS

'78-79	15	17.1	32	59	.542	26	36	.722	21	36	57	3.8	19	1.3	16	9	7	90	6.0
'80-81	7	14.4	13	25	.520	1	2	.500	2	14	16	2.3	4	0.6	1	2	2	27	3.9
'81-82	4	5.0	5	7	.714	2	3	.667	2	3	5	1.3	1	0.3	1	1	0	12	3.0
'82-83	2	3.0	0	2	.000	0	0	.000	0	0	0	0.0	0	0.0	0	0	0	0	0.0
<b>TOTALS</b>	<b>28</b>	<b>13.7</b>	<b>50</b>	<b>93</b>	<b>.538</b>	<b>29</b>	<b>41</b>	<b>.707</b>	<b>25</b>	<b>53</b>	<b>78</b>	<b>2.8</b>	<b>24</b>	<b>0.9</b>	<b>18</b>	<b>12</b>	<b>9</b>	<b>129</b>	<b>4.6</b>

30	Maciej Lampe				6'11"	275 lbs.	F/C	Universidad Complutense (Spain)											
<b>Acquired:</b> From New York 1/5/04 with Antonio McDyess, Howard Easley, Charlie Ward, the draft rights to Milos Vujanic, two first-round draft picks and cash for Stephon Marbury, Anfernee Hardaway, Cezary Trybanski. <b>Departed:</b> To New Orleans 1/21/05 with Casey Jacobsen and Jackson Vroman for Jim Jackson and a 2005 2nd rd. pick (via Dallas).																			
YEAR	G	MIN	FGM	FGA	PCT	FTM	FTA	PCT	OR	DR	TR	AVG	AST	AVG	TO	STL	BLK	PTS	AVG
'03-04	21	10.7	43	88	.489	10	13	.769	9	35	44	2.1	9	0.4	15	3	3	96	4.6
'04-05	16	7.4	17	49	.347	8	12	.667	9	23	32	2.0	1	0.1	10	1	2	44	2.8
TOTALS	37	9.3	60	137	.438	18	25	.720	18	58	76	2.1	10	0.3	25	4	5	140	3.8

28	Andrew Lang			6'11"			250 lbs.		C	Arkansas										
Acquired: 2nd rd., 1988 NBA Draft (28th Overall). Charles Barkley.							Departed: To Philadelphia 6/17/92 with Jeff Hornacek and Tim Perry for													
YEAR	G	MIN	FGM	FGA	PCT	FTM	FTA	PCT	OR	DR	TR	AVG	AST	AVG	TO	STL	BLK	PTS	AVG	
'88-89	62	8.5	60	117	.513	39	60	.650	54	93	147	2.4	9	0.1	28	17	48	159	2.6	
'89-90	74	13.7	97	174	.557	64	98	.653	83	188	271	3.7	21	0.3	41	22	133	258	3.5	
'90-91	63	18.3	109	189	.577	93	130	.715	113	190	303	4.8	27	0.4	45	17	127	311	4.9	
'91-92	81	24.3	248	475	.522	126	164	.768	170	376	546	6.7	43	0.5	87	48	201	622	7.7	
TOTALS	280	16.7	514	955	.538	322	452	.712	420	847	1267	4.5	100	0.4	201	104	509	1350	4.8	

PLAYOFFS																			
YEAR	G	MIN	FGM	FGA	PCT	FTM	FTA	PCT	OR	DR	TR	AVG	AST	AVG	TO	STL	BLK	PTS	AVG
'88-89	4	2.0	0	2	.000	0	0	.000	3	3	6	1.5	1	0.3	3	0	0	0	0.0
'89-90	12	7.8	6	9	.667	4	7	.571	4	16	20	1.7	2	0.2	5	3	10	16	1.3
'90-91	4	13.8	6	11	.545	14	17	.824	4	14	18	4.5	1	0.3	2	1	3	26	6.5
'91-92	8	24.0	15	40	.375	15	19	.789	15	17	32	4.0	2	0.3	8	3	15	45	5.6
<b>TOTALS</b>	<b>28</b>	<b>12.5</b>	<b>27</b>	<b>62</b>	<b>.435</b>	<b>33</b>	<b>43</b>	<b>.767</b>	<b>26</b>	<b>50</b>	<b>76</b>	<b>2.7</b>	<b>6</b>	<b>0.2</b>	<b>18</b>	<b>7</b>	<b>28</b>	<b>87</b>	<b>3.1</b>

21	Antonio Lang				6'8"	230 lbs.	F	Central Michigan											
Acquired: 2nd rd., 1994 NBA Draft (29th Overall). Departed: To Cleveland 10/7/95 with Dan Majerle, 1st rd. pick for John "Hot Rod" Williams.																			
YEAR	G	MIN	FGM	FGA	PCT	FTM	FTA	PCT	OR	DR	TR	AVG	AST	AVG	TO	STL	BLK	PTS	AVG
'94-95	12	53	4	10	.400	3	4	.750	3	1	4		1		0	2	5	11	0.9

14	Dan Langhi					6'11"			220 lbs.		F	Vanderbilt							
Acquired: Signed as free agent 9/30/02. Departed: Contract expired on 6/30/03.																			
YEAR	G	MIN	FGM	FGA	PCT	FTM	FTA	PCT	OR	DR	TR	AVG	AST	AVG	TO	STL	BLK	PTS	AVG
'02-03	60	9.0	81	202	.401	12	20	.730	19	68	87	1.5	21	0.4	16	15	6	183	3.1

43	David Lattin							6'7"	230 lbs.	F	Texas-El Paso																
Acquired: 1968 NBA Expansion Draft from San Francisco.																		Departed: Waived 10/1/69.									
YEAR	G	MIN	FGM	FGA	PCT	FTM	FTA	PCT	OR	DR	TR	AVG	AST	AVG	TO	STL	BLK	PTS	AVG								
'68-69	68	14.5	150	366	.410	109	172	.634	—	—	323	4.8	48	0.7	—	—	—	409	6.0								

31	Gani Lawal				6'9"		234 lbs.		F	Georgia Tech										
Acquired: Selected with the 46th overall pick (second round) of the 2010 NBA Draft											Departed: Waived on Dec. 10, 2011									
YEAR	G	MIN	FGM	FGA	PCT	FTM	FTA	PCT	OR	DR	TR	AVG	AST	AVG	TO	STL	BLK	PTS	AVG	
'10-11	1	2.0	0	0	---	0	0	---	0	0	0	0.0	0	0.0	0	0	0	0	0.0	

1	Dennis Layton				6'0"	180 lbs.	G	USC																				
Acquired: 3rd rd., 1971 NBA Draft (48th Overall).																	Departed: Waived 9/18/73.											
YEAR	G	MIN	FGM	FGA	PCT	FTM	FTA	PCT	OR	DR	TR	AVG	AST	AVG	TO	STL	BLK	PTS	AVG									
'71-72	80	23.1	304	717	.424	122	165	.739	—	—	164	2.1	247	3.1	—	—	—	730	9.1									
'72-73	65	15.2	187	434	.431	90	119	.756	—	—	77	1.2	139	2.1	—	—	—	464	7.1									
TOTALS	145	19.6	491	1151	.427	212	284	.746	—	—	241	1.7	386	2.7	—	—	—	1194	8.2									

30	Ron Lee										6'4"	204 lbs.	G	Oregon						
Acquired: 1st rd., 1976 NBA Draft (10th Overall).																	Departed: To New Orleans Jazz 1/12/79 with Marty Byrnes, two 1st rd. picks for Leonard "Truck" Robinson.			
YEAR	G	MIN	FGM	FGA	PCT	FTM	FTA	PCT	OR	DR	TR	AVG	AST	AVG	TO	STL	BLK	PTS	AVG	
'76-77	82	22.5	347	786	.441	142	210	.676	49	200	249	3.6	263	3.2	—	156	33	836	10.2	
'77-78	82	23.5	417	950	.439	170	228	.746	95	159	254	3.1	305	3.7	221	225	17	1004	12.2	
'78-79	43	22.0	173	383	.452	74	104	.712	42	71	113	2.6	132	3.1	116	69	4	420	9.8	
TOTALS	207	22.8	937	2119	.442	386	542	.712	186	430	616	3.0	700	3.4	337	450	54	2260	10.9	
PLAYOFFS																				
'77-78	2	20.5	5	16	.313	2	2	1.000	2	4	6	3.0	3	1.5	4	4	0	12	6.0	

23	Tim Legler					6'4"	195 lbs.	G	La Salle										
Acquired: Signed as free agent 3/21/90. Departed: Second 10-day contract expired on 4/9/90.																			
YEAR	G	MIN	FGM	FGA	PCT	FTM	FTA	PCT	OR	DR	TR	AVG	AST	AVG	TO	STL	BLK	PTS	AVG
'89-90	11	7.5	11	29	.379	6	6	1.000	4	4	8	0.7	6	0.5		2	0	28	2.5



2	Randy Livingston					6'5"	209 lbs.					G	Louisiana State						
Acquired: Signed as free agent 5/2/99.										Departed: Waived 8/31/00.									
YEAR	G	MIN	FGM	FGA	PCT	FTM	FTA	PCT	OR	DR	TR	AVG	AST	AVG	TO	STL	BLK	PTS	AVG
'98-99	1	22.0	5	8	.625	2	2	1.000	0	2	2	2.0	3	3.0	1	2	0	12	12.0
'99-00	79	13.7	155	373	.416	52	62	.839	25	105	130	1.6	170	2.2	92	49	13	381	4.8
TOTALS	80	13.8	160	381	.420	54	64	.844	25	107	132	1.7	173	2.2	93	51	13	393	12.4

## PLAYOFFS

YEAR	G	MIN	FGM	FGA	PCT	FTM	FTA	PCT	OR	DR	TR	AVG	AST	AVG	TO	STL	BLK	PTS	AVG
'98-99	3	8.0	6	15	.400	4	4	1.000	5	2	7	2.3	2	0.7	2	1	0	16	5.3
'99-00	7	9.0	6	27	.222	0	0	—	2	5	7	1.0	4	0.6	4	4	1	14	2.0
<b>TOTALS</b>	<b>10</b>	<b>8.7</b>	<b>12</b>	<b>42</b>	<b>.286</b>	<b>4</b>	<b>4</b>	<b>1.000</b>	<b>7</b>	<b>7</b>	<b>14</b>	<b>1.4</b>	<b>6</b>	<b>0.6</b>	<b>6</b>	<b>5</b>	<b>1</b>	<b>30</b>	<b>3.0</b>

17	Horacio Llamas										6'11"	285 lbs.		C	Grand Canyon					
Acquired:	Signed as free agent 2/20/97.										Departed: Contract expired on 6/30/99.									
YEAR	G	MIN	FGM	FGA	PCT	FTM	FTA	PCT	OR	DR	TR	AVG	AST	AVG	TO	STL	BLK	PTS	AVG	
'96-97	20	5.1	15	28	.536	4	8	.500	4	14	18	0.9	4	0.2	11	10	5	34	1.7	
'97-98	8	5.3	8	21	.381	7	10	.700	4	14	18	2.3	1	0.1	9	1	3	24	3.0	
'98-99	— MISSED SEASON DUE TO FOOT INJURY —																			
TOTALS	28	5.1	23	49	.469	11	18	.611	8	28	36	1.3	5	0.2	20	11	8	58	2.1	

51	Ian Lockhart					6'8"	240 lbs.		F	Tennessee									
Acquired: Signed as free agent 3/21/90.										Departed: Signed as free agent 8/6/91 by Cholet, France.									
YEAR	G	MIN	FGM	FGA	PCT	FTM	FTA	PCT	OR	DR	TR	AVG	AST	AVG	TO	STL	BLK	PTS	AVG
'90-91	1	2.0	1	1	1.000	2	2	1.000	0	0	0	0.0	0	0.0	—	0	0	4	4.0

13	Luc Longley										7'2"	260 lbs.		C	Australia					
Acquired: From Chicago 1/23/99 for Mark Bryant, Martin Muursepp, Bubba Wells and 1st rd. pick.															Departed: To New York 9/20/00 for Chris Dudley, 1st rd. pick and cash in four-team trade with L.A. Lakers, Seattle.					
YEAR	G	MIN	FGM	FGA	PCT	FTM	FTA	PCT	OR	DR	TR	AVG	AST	AVG	TO	STL	BLK	PTS	AVG	
'98-99	39	23.9	140	290	.483	59	76	.776	59	162	221	5.7	45	1.2	53	23	21	339	8.7	
'99-00	72	19.7	186	399	.466	80	97	.825	100	223	323	4.5	77	1.1	136	22	42	452	6.3	
TOTALS	111	21.2	326	689	.473	139	173	.803	159	385	544	4.9	122	1.1	189	45	63	791	7.1	
PLAYOFFS																				
'98-99	3	17.0	2	12	.167	0	0	—	2	7	9	3.0	1	0.3	2	3	0	4	1.3	
'99-00	9	18.0	18	51	.333	2	3	.667	12	18	30	3.3	8	0.9	10	4	4	38	4.2	
TOTALS	12	17.8	20	63	.317	2	3	.667	14	25	39	3.3	9	0.8	12	7	4	42	3.5	

## PLAYOFFS

YEAR	G	MIN	FGM	FGA	PCT	FTM	FTA	PCT	OR	DR	TR	AVG	AST	AVG	TO	STL	BLK	PTS	AVG
'98-99	3	17.0	2	12	.167	0	0	—	2	7	9	3.0	1	0.3	2	3	0	4	1.3
'99-00	9	18.0	18	51	.333	2	3	.667	12	18	30	3.3	8	0.9	10	4	4	38	4.2
<b>TOTALS</b>	<b>12</b>	<b>17.8</b>	<b>20</b>	<b>63</b>	<b>.317</b>	<b>2</b>	<b>3</b>	<b>.667</b>	<b>14</b>	<b>25</b>	<b>39</b>	<b>3.3</b>	<b>9</b>	<b>0.8</b>	<b>12</b>	<b>7</b>	<b>4</b>	<b>42</b>	<b>3.5</b>

15	Robin Lopez										7'0"	255 lbs.	C	Stanford						
Acquired: 1st rd., 2008 NBA Draft (15th overall).										Departed: Signed-and-traded to New Orleans on 7/27/12 as part of a three-team deal featuring the Suns, Hornets and Timberwolves.										
YEAR	G	MIN	FGM	FGA	PCT	FTM	FTA	PCT	OR	DR	TR	AVG	AST	AVG	TO	STL	BLK	PTS	AVG	
'08-09	60	10.2	71	137	.518	47	68	.691	52	66	118	2.0	8	0.1	28	11	41	189	3.2	
'09-10	51	19.3	171	291	.588	88	125	.704	104	144	248	4.9	7	0.1	41	10	53	430	8.4	
'10-11	67	14.8	179	357	.501	74	100	.740	82	134	216	3.3	8	0.1	48	18	45	432	5.9	
'11-12	64	14.4	124	269	.461	100	140	.714	90	119	209	3.3	20	0.3	43	18	60	348	5.4	
TOTALS	242	27.5	545	1054	.517	2490	3160	.714	328	463	791	3.3	43	0.2	160	57	199	1399	5.8	

## PLAYOFFS

YEAR	G	MIN	FGM	FGA	PCT	FTM	FTA	PCT	OR	DR	TR	AVG	AST	AVG	TO	STL	BLK	PTS	AVG
'09-10	104	17.3	19	35	.543	9	9	1.00	12	12	24	4.0	0	0.0	3	2	1	47	7.8

20	Maurice Lucas										6'9"	235 lbs.		F	Marquette														
Acquired: From New York 7/7/82 for Leonard "Truck" Robinson.																				Departed: To L.A. Lakers 8/19/85 for two 2nd rd. picks.									
YEAR	G	MIN	FGM	FGA	PCT	FTM	FTA	PCT	OR	DR	TR	AVG	AST	AVG	TO	STL	BLK	PTS	AVG										
'82-83	77	33.6	495	1045	.474	278	356	.781	201	598	799	10.4	219	2.8	221	56	43	1269	16.5										
'83-84	75	30.8	451	908	.497	293	383	.765	208	517	725	9.7	203	2.7	177	55	39	1195	15.9										
'84-85	63	26.5	346	727	.476	150	200	.750	138	419	557	8.8	145	2.3	151	39	17	842	13.4										
TOTALS	215	30.5	1292	2680	.482	721	939	.768	547	1534	2081	9.7	567	2.6	549	150	99	3306	15.4										

## PLAYOFFS

YEAR	G	MIN	FGM	FGA	PCT	FTM	FTA	PCT	OR	DR	TR	AVG	AST	AVG	TO	STL	BLK	PTS	AVG
'82-83	2	28.5	12	21	.571	2	4	.500	5	7	12	6.0	8	4.0	4	3	0	26	13.0
'83-84	17	33.5	116	227	.511	63	78	.808	42	127	169	9.9	61	3.6	29	12	8	295	17.4
'84-85	3	28.0	22	47	.468	15	19	.789	12	21	33	11.0	10	3.3	8	2	2	59	19.7
<b>TOTALS</b>	<b>22</b>	<b>32.3</b>	<b>150</b>	<b>295</b>	<b>.508</b>	<b>80</b>	<b>101</b>	<b>.792</b>	<b>59</b>	<b>155</b>	<b>214</b>	<b>9.7</b>	<b>79</b>	<b>3.6</b>	<b>41</b>	<b>17</b>	<b>10</b>	<b>380</b>	<b>17.3</b>

10	Phil Lumpkin										6'0"	167 lbs.		G	Miami (Ohio)					
Acquired: From Portland 6/9/75 for 2nd rd. pick.										Departed: Waived 10/15/76.										
YEAR	G	MIN	FGM	FGA	PCT	FTM	FTA	PCT	OR	DR	TR	AVG	AST	AVG	TO	STL	BLK	PTS	AVG	
'75-76	34	10.9	22	65	.338	26	30	.867	7	16	23	0.7	48	1.4	—	15	0	70	2.1	

## PLAYOFFS

YEAR	G	MIN	FGM	FGA	PCT	FTM	FTA	PCT	OR	DR	TR	AVG	AST	AVG	TO	STL	BLK	PTS	AVG
'75-76	17	8.0	10	30	.333	11	14	.786	5	8	13	0.8	21	1.2	—	2	0	31	1.8

27	Malcolm Mackey						6'9"	248 lbs.		F	Georgia Tech								
Acquired: 1st rd., 1993 NBA Draft (27th Overall).							Departed: Waived 11/2/94.												
YEAR	G	MIN	FGM	FGA	PCT	FTM	FTA	PCT	OR	DR	TR	AVG	AST	AVG	TO	STL	BLK	PTS	AVG
'93-94	22	3.1	14	37	.378	4	8	.500	12	12	24	1.1	1	.04	2	0	3	32	1.5

25	Don MacLean										6'10"	235 lbs.		F	UCLA					
Acquired: Signed as free agent 3/13/00.										Departed: Contract expired on 6/30/00.										
YEAR	G	MIN	FGM	FGA	PCT	FTM	FTA	PCT	OR	DR	TR	AVG	AST	AVG	TO	STL	BLK	PTS	AVG	
'99-00	16	8.9	18	49	.367	4	6	.667	0	6	17	23.1	4	8	0.5	2	1	42	2.6	

4	Kyle Macy					6'3"			195 lbs.			G	Kentucky						
<b>Acquired:</b> 1st rd., 1979 NBA Draft (22nd Overall). <b>Departed:</b> Signed as free agent by Chicago 10/4/85; Suns waived right of first refusal for two 2nd rd. picks.																			
YEAR	G	MIN	FGM	FGA	PCT	FTM	FTA	PCT	OR	DR	TR	AVG	AST	AVG	TO	STL	BLK	PTS	AVG
'80-81	82	17.9	272	532	.511	107	119	.899	44	88	132	1.6	160	2.0	95	76	5	663	8.1
'81-82	82	34.7	486	945	.514	152	169	.899	78	183	261	3.2	384	4.7	125	143	9	1163	14.2
'82-83	82	22.4	328	634	.517	129	148	.872	41	124	165	2.0	278	3.4	90	64	8	808	9.9
'83-84	82	29.3	357	713	.501	95	114	.833	49	137	186	2.3	353	4.3	116	123	6	832	10.1
'84-85	65	31.0	282	582	.485	127	140	.907	33	146	179	2.8	380	5.8	111	85	3	714	11.0
TOTALS	393	26.9	1725	3406	.506	610	690	.884	245	678	923	2.3	1555	4.0	537	491	31	4180	10.6

PLAYOFFS																			
'80-81	7	14.6	19	36	.528	7	7	1.000	2	11	13	1.9	11	1.6	7	5	0	49	7.0
'81-82	7	34.7	38	89	.427	15	16	.938	11	11	22	3.1	28	4.0	13	7	1	95	13.6
'82-83	3	24.0	15	35	.429	5	7	.714	2	6	8	2.7	9	3.0	1	1	0	35	11.7
'83-84	17	36.5	77	157	.490	12	16	.750	14	40	54	3.2	98	5.8	25	22	2	176	10.4
'84-85	3	28.3	13	26	.500	4	5	.800	3	5	8	2.7	9	3.0	6	6	0	31	10.3
TOTALS	37	30.3	162	343	.472	43	51	.843	32	73	105	2.8	155	4.2	52	41	3	386	10.4

9	Dan Majerle				6'6"				220 lbs.				G/F	Central Michigan					
Acquired: 1st rd., 1988 NBA Draft (14th Overall); Signed as free agent 7/19/01.													Departed: To Cleveland 10/7/95 with Antonio Lang, 1st rd. pick for John "Hot Rod" Williams; Retired after 2001-02 season.						
YEAR	G	MIN	FGM	FGA	PCT	FTM	FTA	PCT	OR	DR	TR	AVG	AST	AVG	TO	STL	BLK	PTS	AVG
'88-89	54	25.5	181	432	.419	78	127	.614	62	147	209	3.9	130	2.4	63	14	48	467	8.6
'89-90	73	30.7	296	698	.424	198	260	.762	144	286	430	5.9	188	2.6	100	32	82	809	11.1
'90-91	77	29.6	397	821	.484	227	298	.762	168	250	418	5.4	216	2.8	106	40	114	1051	13.6
'91-92	82	34.8	551	1153	.478	229	303	.756	148	335	483	5.9	274	3.3	131	43	101	1418	17.3
'92-93	82	39.0	509	1096	.464	203	261	.778	120	263	383	4.7	311	3.8	138	33	133	1388	16.9
'93-94	80	40.0	476	1138	.418	176	238	.739	120	229	349	4.4	275	3.4	129	43	137	1320	16.5
'94-95	82	37.7	438	1031	.425	206	282	.730	104	271	375	4.6	340	4.1	96	38	105	1281	15.6
'01-02	65	18.2	99	289	.343	23	39	.590	28	148	176	2.7	90	1.4	35	48	15	300	4.6
TOTALS	595	32.6	2947	6658	.443	1340	1808	.741	894	1929	2823	4.7	1824	3.1	798	811	258	8034	13.5

PLAYOFFS																			
'88-89	12	34.4	63	144	.438	38	48	.792	22	35	57	4.8	14	1.2	13	4	15	172	14.3
'89-90	16	29.9	73	150	.487	51	65	.785	30	51	81	5.1	34	2.1	20	2	18	201	12.6
'90-91	4	27.5	12	32	.375	14	19	.737	6	9	15	3.8	7	1.8	5	1	2	42	10.5
'91-92	7	38.0	48	111	.432	25	26	.962	13	31	44	6.3	20	2.9	10	0	9	130	18.6
'92-93	24	44.6	134	311	.431	48	69	.696	29	111	140	5.8	88	3.7	33	28	32	370	15.4
'93-94	10	41.0	46	127	.362	11	16	.688	15	28	43	4.3	24	2.4	11	4	10	123	12.3
'94-95	10	30.7	27	73	.370	12	17	.706	8	23	31	3.1	17	1.7	14	3	9	82	8.2
TOTALS	83	36.1	403	948	.425	199	260	.765	123	288	411	5.0	204	2.5	106	42	95	1120	13.5

15	Danny Manning					6'10"			244 lbs.		F	Kansas							
<b>Acquired:</b> Signed as free agent 9/8/94. <b>Departed:</b> To Orlando 8/5/99 with Pat Garrity and two 1st rd. picks for Anfernee "Penny" Hardaway.																			
YEAR	G	MIN	FGM	FGA	PCT	FTM	FTA	PCT	OR	DR	TR	AVG	AST	AVG	TO	STL	BLK	PTS	AVG
'94-95	46	15.10	340	622	.547	136	202	.673	97	179	276	6.0	154	3.3	121	41	57	822	17.9
'95-96	33	18.16	178	388	.459	82	109	.752	30	113	143	4.3	65	2.0	77	38	24	441	13.4
'96-97	77	21.34	426	795	.536	181	251	.721	137	332	469	6.1	173	2.2	161	81	74	1040	13.5
'97-98	70	17.94	390	756	.516	167	226	.739	110	282	392	5.6	139	2.0	100	71	46	947	13.5
'98-99	50	11.84	187	386	.484	78	112	.696	62	157	219	4.4	113	2.3	69	36	38	453	9.1
TOTALS	276	7438	1521	2947	.516	644	900	.716	436	1063	1499	5.4	644	2.3	267	239	528	3703	13.4

PLAYOFFS																			
'95-96	4	22.5	22	48	.458	5	8	.625	4	7	11	2.8	5	1.3	6	4	1	49	12.3
'96-97	5	23.2	26	45	.578	14	15	.933	4	26	30	6.0	7	1.4	8	4	7	66	13.2
'98-99	3	26.3	14	24	.583	10	13	.769	0	5	5	1.7	6	2.0	3	4	0	38	12.7
TOTALS	12	23.8	62	118	.525	29	36	.806	8	38	46	3.8	18	1.5	17	12	8	115	12.8

3	Stephon Marbury				6'2"				205 lbs.				G	Georgia Tech					
Acquired: From New Jersey 7/18/01 with Soumaila Samake, Johnny Newman for Jason Kidd, Chris Dudley. Departed: To New York 1/5/04 with Anfernee Hardaway, Cezary Trybanski for Antonio McDyess, Howard Easley, Charlie Ward, Maciej Lampe, the draft rights to Milos Vujanovic, two future 1st rd. picks and cash.																			
YEAR	G	MIN	FGM	FGA	PCT	FTM	FTA	PCT	OR	DR	TR	AVG	AST	AVG	TO	STL	BLK	PTS	AVG
'01-02	82	38.9	625	1413	.442	353	452	.781	75	191	266	3.2	666	8.1	284	77	13	1674	20.4
'02-03	81	40.0	671	1530	.439	375	467	.803	53	210	263	3.2	654	8.1	263	108	20	1806	22.3
'03-04	34	41.6	262	606	.432	147	185	.795	19	98	117	3.4	281	8.3	97	64	5	708	20.8
TOTALS	197	39.8	1558	3549	.439	875	1104	.793	147	399	646	3.3	1601	8.1	644	249	38	4188	21.3

PLAYOFFS																			
'02-03	6	45.3	51	136	.375	25	33	.758	6	18	24	4.0	34	5.7	623	7	0	132	22.0

## 31 Shawn Marion 6'7" 228 lbs. F Nevada-Las Vegas

Acquired: 1st Rd. (9th overall) 1999 NBA Draft Departed: To Miami 2/6/08 with Marcus Banks for Shaquille O'Neal.

YEAR	G	MIN	FGM	FGA	PCT	FTM	FTA	PCT	OR	DR	TR	AVG	AST	AVG	TO	STL	BLK	PTS	AVG
'99-00	51	24.7	222	471	.471	72	85	.847	105	227	332	6.5	69	1.4	51	38	53	520	10.2
'00-01	79	36.2	557	1160	.480	234	289	.810	220	628	848	10.7	160	2.0	129	132	108	1369	17.3
'01-02	81	38.4	654	1395	.469	191	226	.845	211	592	803	9.9	162	2.0	144	149	86	1547	19.1
'02-03	81	41.6	662	1466	.452	251	295	.851	199	574	773	9.5	198	2.4	157	185	95	1716	21.2
'03-04	79	40.7	590	1341	.440	228	268	.851	212	525	737	9.3	214	2.7	156	167	104	1498	19.0
'04-05	81	38.8	613	1289	.476	229	275	.833	235	680	915	11.3	154	1.9	125	163	119	1569	19.4
'05-06	81	40.3	716	1365	.525	241	298	.809	249	710	959	11.8	143	1.8	125	160	137	1769	21.8
'06-07	80	37.6	561	1071	.524	201	248	.810	172	613	785	9.8	134	1.7	114	156	122	1403	17.5
'07-08	47	36.4	304	578	.526	77	108	.713	86	378	464	9.9	98	2.1	49	95	70	743	15.8
<b>TOTALS</b>	<b>660</b>	<b>37.8</b>	<b>4879</b>	<b>10136</b>	<b>.481</b>	<b>1724</b>	<b>2092</b>	<b>.824</b>	<b>1689</b>	<b>4927</b>	<b>6616</b>	<b>10.0</b>	<b>1332</b>	<b>2.0</b>	<b>1050</b>	<b>1245</b>	<b>894</b>	<b>12134</b>	<b>18.4</b>

### PLAYOFFS

YEAR	G	MIN	FGM	FGA	PCT	FTM	FTA	PCT	OR	DR	TR	AVG	AST	AVG	TO	STL	BLK	PTS	AVG
'99-00	9	31.2	36	86	.419	9	11	.818	21	58	79	8.8	7	0.8	7	6	14	82	9.1
'00-01	4	34.8	23	62	.371	12	14	.857	10	23	33	8.3	3	0.8	6	6	6	59	14.8
'02-03	6	47.0	40	10	.374	22	26	.846	21	49	70	11.7	12	2.0	13	11	6	111	18.5
'04-05	15	42.3	108	223	.484	30	39	.769	46	131	177	11.8	23	1.5	21	21	26	264	17.6
'05-06	20	42.5	163	333	.489	99	67	.881	57	176	233	11.7	31	1.6	22	37	23	407	20.4
'06-07	11	41.4	76	152	.500	22	33	.667	27	87	114	10.4	13	1.2	12	16	19	186	16.9
<b>TOTALS</b>	<b>65</b>	<b>40.6</b>	<b>446</b>	<b>963</b>	<b>.463</b>	<b>154</b>	<b>190</b>	<b>.811</b>	<b>182</b>	<b>524</b>	<b>706</b>	<b>10.9</b>	<b>89</b>	<b>1.4</b>	<b>81</b>	<b>97</b>	<b>99</b>	<b>1109</b>	<b>17.1</b>

## 4 Sean Marks 6'10" 250 lbs. F/C California

Acquired: Signed as free agent 11/27/84. Departed: Contract expired on 6/30/08.

YEAR	G	MIN	FGM	FGA	PCT	FTM	FTA	PCT	OR	DR	TR	AVG	AST	AVG	TO	STL	BLK	PTS	AVG
'06-07	3	5.7	2	6	.333	2	2	1.000	0	3	3	1.0	0	0.0	0	0	1	6	2.0
'07-08	19	6.8	23	43	.535	12	19	.632	9	27	36	1.9	4	0.2	8	3	10	59	3.1
<b>TOTALS</b>	<b>22</b>	<b>6.7</b>	<b>25</b>	<b>49</b>	<b>.510</b>	<b>14</b>	<b>21</b>	<b>.667</b>	<b>9</b>	<b>30</b>	<b>39</b>	<b>1.8</b>	<b>4</b>	<b>0.2</b>	<b>8</b>	<b>3</b>	<b>11</b>	<b>65</b>	<b>3.0</b>

### PLAYOFFS

YEAR	G	MIN	FGM	FGA	PCT	FTM	FTA	PCT	OR	DR	TR	AVG	AST	AVG	TO	STL	BLK	PTS	AVG
'07-08	1	3.0	0	0	—	0	0	—	0	0	0	0.0	0	0.0	0	0	0	0	0.0

## 26 Bill Martin 6'7" 205 lbs. F Georgetown

Acquired: Signed as free agent 6/11/87. Departed: Waived 12/26/87.

YEAR	G	MIN	FGM	FGA	PCT	FTM	FTA	PCT	OR	DR	TR	AVG	AST	AVG	TO	STL	BLK	PTS	AVG
'87-88	10	10.1	16	51	.314	8	13	.615	9	18	27	2.7	6	0.6	9	5	0	40	4.0

## 0 Walter McCarty 6'10" 230 lbs. F Kentucky

Acquired: From Boston 2/8/05 for 2005 2nd rd. pick (via Golden State). Departed: Contract expired 6/30/05.

YEAR	G	MIN	FGM	FGA	PCT	FTM	FTA	PCT	OR	DR	TR	AVG	AST	AVG	TO	STL	BLK	PTS	AVG
'04-05	28	12.6	33	85	.388	7	14	.500	8	53	61	2.2	11	0.4	19	10	6	98	3.5

### PLAYOFFS

YEAR	G	MIN	FGM	FGA	PCT	FTM	FTA	PCT	OR	DR	TR	AVG	AST	AVG	TO	STL	BLK	PTS	AVG
'04-05	8	6.9	2	9	.222	0	2	.000	0	6	6	0.8	3	0.4	1	2	2	6	0.8

## 12 Ted McClain 6'3" 185 lbs. G Tennessee State

Acquired: Signed as free agent 1/15/79. Departed: Waived 9/4/79.

YEAR	G	MIN	FGM	FGA	PCT	FTM	FTA	PCT	OR	DR	TR	AVG	AST	AVG	TO	STL	BLK	PTS	AVG
'78-79	36	12.9	62	132	.470	42	46	.913	25	44	69	1.9	60	1.7	54	19	0	166	4.6

### PLAYOFFS

YEAR	G	MIN	FGM	FGA	PCT	FTM	FTA	PCT	OR	DR	TR	AVG	AST	AVG	TO	STL	BLK	PTS	AVG
'78-79	14	7.4	15	34	.441	13	16	.813	5	11	16	1.1	13	0.9	16	6	0	43	3.1

## 21 George McCloud 6'8" 225 lbs. F Florida State

Acquired: Signed as free agent 8/27/97. Departed: Contract expired on 6/30/99.

YEAR	G	MIN	FGM	FGA	PCT	FTM	FTA	PCT	OR	DR	TR	AVG	AST	AVG	TO	STL	BLK	PTS	AVG
'97-98	63	19.3	173	427	.405	39	51	.765	45	173	218	3.5	84	1.3	63	54	13	456	7.2
'98-99	48	25.9	142	324	.438	75	87	.862	34	128	162	3.4	79	1.6	49	45	14	428	8.9
<b>TOTALS</b>	<b>111</b>	<b>22.1</b>	<b>315</b>	<b>751</b>	<b>.419</b>	<b>114</b>	<b>138</b>	<b>.826</b>	<b>79</b>	<b>301</b>	<b>380</b>	<b>3.4</b>	<b>163</b>	<b>1.5</b>	<b>102</b>	<b>99</b>	<b>27</b>	<b>884</b>	<b>8.0</b>

### PLAYOFFS

YEAR	G	MIN	FGM	FGA	PCT	FTM	FTA	PCT	OR	DR	TR	AVG	AST	AVG	TO	STL	BLK	PTS	AVG
'97-98	4	31.5	21	41	.512	3	4	.750	2	17	19	4.8	8	2.0	6	1	1	57	14.3
'98-99	3	26.7	13	30	.433	7	10	.700	2	11	13	4.3	2	0.7	3	5	0	42	14.0
<b>TOTALS</b>	<b>7</b>	<b>29.4</b>	<b>34</b>	<b>71</b>	<b>.479</b>	<b>10</b>	<b>14</b>	<b>.714</b>	<b>4</b>	<b>28</b>	<b>32</b>	<b>4.6</b>	<b>10</b>	<b>1.4</b>	<b>9</b>	<b>6</b>	<b>1</b>	<b>99</b>	<b>14.1</b>

## 8 John McCullough 6'4" 195 lbs. G Oklahoma

Acquired: Signed as free agent 10/26/81. Departed: Waived 12/18/81.

YEAR	G	MIN	FGM	FGA	PCT	FTM	FTA	PCT	OR	DR	TR	AVG	AST	AVG	TO	STL	BLK	PTS	AVG
'81-82	8	2.9	9	13	.692	3	5	.600	1	3	4	0.5	3	0.4	3	2	0	21	2.6

## 35 Xavier McDaniel 6'8" 205 lbs. F Wichita State

Acquired: From Seattle 12/7/90 for Eddie Johnson, two 1st rd. picks. Departed: To New York 10/1/91 for Trent Tucker, Jerrod Mustaf and two 2nd rd. picks.

YEAR	G	MIN	FGM	FGA	PCT	FTM	FTA	PCT	OR	DR	TR	AVG	AST	AVG	TO	STL	BLK	PTS	AVG
'90-91	66	31.9	451	896	.503	144	198	.727	137	339	476	7.2	149	2.3	144	50	42	1046	15.8

### PLAYOFFS

YEAR	G	MIN	FGM	FGA	PCT	FTM	FTA	PCT	OR	DR	TR	AVG	AST	AVG	TO	STL	BLK	PTS	AVG
'90-91	4	25.3	17	41	.415	4	6	.667	4	11	15	3.8	5	1.3	10	0	2	38	9.5

## 34/14 Antonio McDyess 6'9" 220 lbs. F Alabama

**Acquired:** From Denver 10/1/97 in three-team deal. Suns sent Wesley Person & Tony Dumas to Cleveland & four draft picks to Denver: two 1st rd. picks (their own in 1998 & Milwaukee's in either 1998 or 1999) & two 2nd rd. picks (2000 & 2002). Cleveland also sent a 1st rd. pick to Denver; From New York 1/5/04 with Howard Easley, Charlie Ward, Maciej Lampe, draft rights to Milos Vujanic, two future 1st rd. picks, cash for Stephen Marbury, Anfernee Hardaway, Cezary Trybanski. **Departed:** Contract expired on 6/30/98. Contract expired on 6/30/04.

YEAR	G	MIN	FGM	FGA	PCT	FTM	FTA	PCT	OR	DR	TR	AVG	AST	AVG	TO	STL	BLK	PTS	AVG
'97-98	81	30.1	497	927	.536	231	329	.702	206	407	613	7.6	106	1.3	142	100	135	1225	15.1
'03-04	24	21.1	61	126	.484	16	31	.516	39	99	138	5.8	16	0.7	30	25	13	138	5.8
<b>TOTALS</b>	<b>105</b>	<b>28.1</b>	<b>558</b>	<b>1053</b>	<b>.525</b>	<b>247</b>	<b>360</b>	<b>.686</b>	<b>245</b>	<b>506</b>	<b>751</b>	<b>7.2</b>	<b>122</b>	<b>1.2</b>	<b>172</b>	<b>125</b>	<b>148</b>	<b>1363</b>	<b>13.0</b>

### PLAYOFFS

'97-98	4	36.8	31	65	.477	9	14	.643	18	35	53	13.3	4	1.0	5	2	6	71	17.8
--------	---	------	----	----	------	---	----	------	----	----	----	------	---	-----	---	---	---	----	------

## 40 Mike McGee 6'5" 207 lbs. G Michigan

**Acquired:** Signed as free agent 3/26/90. **Departed:** Waived 7/1/90.

YEAR	G	MIN	FGM	FGA	PCT	FTM	FTA	PCT	OR	DR	TR	AVG	AST	AVG	TO	STL	BLK	PTS	AVG
'89-90	14	20.0	42	87	.483	10	21	.476	11	25	36	2.6	16	1.1	14	8	1	102	7.3

### PLAYOFFS

'89-90	10	4.4	7	20	.350	1	4	.250	1	3	4	0.4	2	0.2	—	1	1	18	1.8
--------	----	-----	---	----	------	---	---	------	---	---	---	-----	---	-----	---	---	---	----	-----

## 40 Stan McKenzie 6'5" 195 lbs. G New York U.

**Acquired:** 1968 NBA Expansion Draft from Baltimore. **Departed:** 1970 NBA Expansion Draft by Portland.

YEAR	G	MIN	FGM	FGA	PCT	FTM	FTA	PCT	OR	DR	TR	AVG	AST	AVG	TO	STL	BLK	PTS	AVG
'68-69	80	19.6	264	618	.427	219	287	.763	—	—	251	3.1	123	1.5	—	—	—	747	9.3
'69-70	58	9.1	81	206	.393	58	73	.795	—	—	93	1.6	52	0.9	—	—	—	220	3.8
<b>TOTALS</b>	<b>138</b>	<b>15.2</b>	<b>345</b>	<b>824</b>	<b>.419</b>	<b>277</b>	<b>360</b>	<b>.769</b>	—	—	<b>344</b>	<b>2.5</b>	<b>175</b>	<b>1.3</b>	—	—	—	<b>967</b>	<b>7.0</b>

### PLAYOFFS

'69-70	7	10.1	8	29	.276	4	5	.800	—	—	9	1.3	3	0.4	—	—	—	20	2.9
--------	---	------	---	----	------	---	---	------	---	---	---	-----	---	-----	---	---	---	----	-----

## 34 McCoy McLemore 6'7" 235 lbs. F Drake

**Acquired:** 1968 NBA Expansion Draft from Chicago. **Departed:** To Detroit 12/17/68 for Jim Fox & 3rd rd. pick.

YEAR	G	MIN	FGM	FGA	PCT	FTM	FTA	PCT	OR	DR	TR	AVG	AST	AVG	TO	STL	BLK	PTS	AVG
'68-69	31	22.9	141	366	.385	85	110	.773	—	—	168	5.4	50	1.6	—	—	—	367	11.8

## 23 Paul McPherson 6'2" 225 lbs. G DePaul

**Acquired:** Signed as free agent 8/23/00. **Departed:** To Golden State 1/26/01 with Corie Blount, Ruben Garces for Vinny Del Negro.

YEAR	G	MIN	FGM	FGA	PCT	FTM	FTA	PCT	OR	DR	TR	AVG	AST	AVG	TO	STL	BLK	PTS	AVG
'00-01	33	9.3	47	96	.490	18	24	.750	20	28	48	1.5	64	0.5	23	12	3	112	3.4

## 25 Gary Melchionni 6'3" 185 lbs. G Duke

**Acquired:** 2nd rd., 1973 NBA Draft (38th Overall). **Departed:** Waived 10/24/75.

YEAR	G	MIN	FGM	FGA	PCT	FTM	FTA	PCT	OR	DR	TR	AVG	AST	AVG	TO	STL	BLK	PTS	AVG
'73-74	69	18.1	202	439	.460	92	107	.860	46	96	142	2.1	142	2.1	—	41	9	496	7.2
'74-75	68	22.5	232	539	.430	114	141	.809	45	142	187	2.8	156	2.3	—	48	12	578	8.5
<b>TOTALS</b>	<b>137</b>	<b>20.3</b>	<b>434</b>	<b>978</b>	<b>.443</b>	<b>206</b>	<b>248</b>	<b>.831</b>	<b>91</b>	<b>238</b>	<b>329</b>	<b>2.4</b>	<b>298</b>	<b>2.2</b>	—	<b>89</b>	<b>21</b>	<b>1074</b>	<b>7.8</b>

## 40 Loren Meyer 6'10" 260 lbs. F Iowa State

**Acquired:** From Dallas 12/26/96 with Jason Kidd, Tony Dumas for Sam Cassell, Michael Finley, A.C. Green, 2nd rd. pick. **Departed:** Contract expired on 6/30/98.

YEAR	G	MIN	FGM	FGA	PCT	FTM	FTA	PCT	OR	DR	TR	AVG	AST	AVG	TO	STL	BLK	PTS	AVG
'96-97	54	13.1	108	244	.443	46	64	.719	53	92	145	2.7	19	0.4	62	11	15	266	4.9

## 20 Marko Milic 6'6" 235 lbs. G/F Smelt Olimpija

**Acquired:** From Philadelphia 11/21/97 for Tom Chambers. **Departed:** Contract expired on 6/30/99.

YEAR	G	MIN	FGM	FGA	PCT	FTM	FTA	PCT	OR	DR	TR	AVG	AST	AVG	TO	STL	BLK	PTS	AVG
'97-98	33	4.9	39	64	.609	11	17	.647	10	15	25	0.8	12	0.4	21	10	0	92	2.8
'98-99	11	4.8	8	20	.400	0	0	—	3	2	5	0.5	2	0.2	6	3	1	16	1.5
<b>TOTALS</b>	<b>44</b>	<b>4.8</b>	<b>47</b>	<b>84</b>	<b>.560</b>	<b>11</b>	<b>17</b>	<b>.647</b>	<b>13</b>	<b>17</b>	<b>30</b>	<b>0.7</b>	<b>14</b>	<b>0.3</b>	<b>27</b>	<b>13</b>	<b>1</b>	<b>108</b>	<b>2.5</b>

### PLAYOFFS

'97-98	2	2.0	2	3	.667	0	0	—	0	1	1	0.5	0	—	0	1	0	4	2.0
--------	---	-----	---	---	------	---	---	---	---	---	---	-----	---	---	---	---	---	---	-----

## 8 Oliver Miller 6'9" 315 lbs. C Arkansas

**Acquired:** 1st rd., 1992 NBA Draft (22nd Overall); Signed as free agent 8/1/99. **Departed:** Signed as free agent 9/20/94 by Detroit; Contract expired on 6/30/00.

YEAR	G	MIN	FGM	FGA	PCT	FTM	FTA	PCT	OR	DR	TR	AVG	AST	AVG	TO	STL	BLK	PTS	AVG
'92-93	56	19.0	121	255	.475	71	100	.710	70	205	275	4.9	118	2.1	108	38	100	313	5.6
'93-94	69	25.9	277	455	.609	80	137	.584	140	336	476	6.9	244	3.5	164	83	156	636	9.2
'99-00	51	21.3	137	233	.588	49	73	.671	87	174	261	5.1	68	1.3	74	42	80	323	6.3
<b>TOTALS</b>	<b>176</b>	<b>22.4</b>	<b>535</b>	<b>943</b>	<b>.567</b>	<b>200</b>	<b>310</b>	<b>.645</b>	<b>297</b>	<b>715</b>	<b>1012</b>	<b>5.8</b>	<b>430</b>	<b>2.4</b>	<b>272</b>	<b>163</b>	<b>336</b>	<b>1272</b>	<b>7.2</b>

### PLAYOFFS

'92-93	24	21.4	71	121	.587	31	55	.564	33	91	124	5.2	51	2.1	42	21	59	173	7.2
'93-94	10	14.6	16	27	.593	3	7	.429	14	30	44	4.4	13	1.3	13	6	12	35	3.5
'99-00	7	5.3	2	9	.222	2	4	.500	2	6	8	1.1	1	0.1	2	0	2	6	0.9
<b>TOTALS</b>	<b>41</b>	<b>16.7</b>	<b>89</b>	<b>157</b>	<b>.567</b>	<b>36</b>	<b>66</b>	<b>.545</b>	<b>49</b>	<b>127</b>	<b>156</b>	<b>3.8</b>	<b>65</b>	<b>1.6</b>	<b>57</b>	<b>27</b>	<b>73</b>	<b>214</b>	<b>5.2</b>

34	Otto Moore					6'11"	220 lbs.		F	Pan American									
Acquired: From Detroit 4/12/71 for future considerations. Departed: To Houston 4/7/72 for 1st rd. pick.																			
YEAR	G	MIN	FGM	FGA	PCT	FTM	FTA	PCT	OR	DR	TR	AVG	AST	AVG	TO	STL	BLK	PTS	AVG
'71-72	81	16	260	597	.436	94	156	.603	—	—	540	6.7	88	1.1	—	—	—	614	7.6
53	Ron Moore					6'10"	245 lbs.		F	West Virginia State									
Acquired: From Detroit 2/24/88 with 2nd rd. pick for James Edwards. Departed: Contract expired on 8/29/88.																			
YEAR	G	MIN	FGM	FGA	PCT	FTM	FTA	PCT	OR	DR	TR	AVG	AST	AVG	TO	STL	BLK	PTS	AVG
'87-88	5	6.8	5	16	.313	4	4	1.000	0	6	6	1.2	0	0.0	1	—	—	14	2.8
34	Chris Morris					6'8"	228 lbs.		F	Auburn									
Acquired: Signed as free agent 2/3/99. Departed: Contract expired on 6/30/99.																			
YEAR	G	MIN	FGM	FGA	PCT	FTM	FTA	PCT	OR	DR	TR	AVG	AST	AVG	TO	STL	BLK	PTS	AVG
'98-99	44	12.2	64	149	.430	40	46	.870	54	67	121	2.8	23	0.5	21	16	11	184	4.2
PLAYOFFS																			
'98-99	1	10.0	2	2	1.000	0	2	.000	0	1	1	1.0	0	0.0	0	0	0	5	5.0
32	Mike Morrison					6'4"	195 lbs.		G	Loyola (Md.)									
Acquired: 2nd rd., 1989 NBA Draft (51st Overall). Departed: To Washington 9/28/90 for 2nd rd. pick.																			
YEAR	G	MIN	FGM	FGA	PCT	FTM	FTA	PCT	OR	DR	TR	AVG	AST	AVG	TO	STL	BLK	PTS	AVG
'89-90	36	4.3	23	68	.338	24	30	.800	7	13	20	0.6	11	0.3	23	2	0	72	2.0
0	Jerrod Mustaf					6'10"	245 lbs.		F	Maryland									
Acquired: From NY 10/1/91 with Trent Tucker & two 2nd rd. picks for Xavier McDaniel. Departed: Waived 9/15/94.																			
YEAR	G	MIN	FGM	FGA	PCT	FTM	FTA	PCT	OR	DR	TR	AVG	AST	AVG	TO	STL	BLK	PTS	AVG
'91-92	52	10.5	92	193	.477	49	71	.690	45	100	145	2.8	45	0.9	51	21	16	233	4.5
'92-93	32	10.5	57	130	.438	33	53	.623	29	54	83	2.6	10	0.3	22	14	11	147	4.6
'93-94	33	5.9	30	84	.357	13	22	.591	20	35	55	1.7	8	0.2	10	4	5	73	2.2
TOTALS	117	9.2	179	407	.439	95	146	.651	94	189	283	2.4	63	0.5	83	39	32	453	3.9
PLAYOFFS																			
'92-93	7	1.4	3	5	.600	0	0	—	0	2	2	0.3	0	—	0	0	1	6	0.9
22	Larry Nance					6'10"	217 lbs.		F	Clemson									
Acquired: 1st rd., 1981 NBA Draft (20th Overall). Departed: To Cleveland 2/25/88 with Mike Sanders and Detroit's 1st rd. pick for Kevin Johnson, Mark West, Cleveland's 1st & 2nd rd. picks and Lakers' 2nd rd. pick.																			
YEAR	G	MIN	FGM	FGA	PCT	FTM	FTA	PCT	OR	DR	TR	AVG	AST	AVG	TO	STL	BLK	PTS	AVG
'81-82	80	14.8	227	436	.521	75	117	.641	95	161	256	3.2	82	1.0	104	42	71	529	6.6
'82-83	82	35.5	588	1069	.550	193	287	.672	239	471	710	8.7	197	2.4	190	99	217	1370	16.7
'83-84	82	35.4	601	1044	.576	249	352	.707	227	451	678	8.3	214	2.6	177	86	173	1451	17.7
'84-85	61	36.1	515	877	.587	180	254	.709	195	341	536	8.8	159	2.6	136	88	104	1211	19.9
'85-86	73	34.0	582	1001	.581	310	444	.698	169	449	618	8.5	240	3.3	210	70	130	1474	20.2
'86-87	69	37.2	585	1062	.551	381	493	.773	188	411	599	8.7	233	3.4	149	86	148	1552	22.5
'87-88	40	36.9	327	616	.531	187	249	.751	119	275	394	9.9	123	3.1	106	45	96	843	21.1
TOTALS	487	32.3	3425	6105	.561	1575	2196	.717	1232	2559	3791	7.8	1248	2.6	1072	516	939	8430	17.3
PLAYOFFS																			
'81-82	7	18.3	25	41	.610	4	8	.500	13	19	32	4.6	7	1.0	12	10	11	54	7.7
'82-83	3	34.3	14	35	.400	8	10	.800	10	15	25	8.3	3	1.0	6	3	6	36	12.0
'83-84	17	37.2	118	200	.590	51	76	.671	51	97	148	8.7	40	2.4	31	16	34	287	16.9
TOTALS	27	32.0	157	276	.569	63	94	.670	74	131	205	7.6	50	1.9	49	29	51	377	14.0
13	Steve Nash					6'3"	178 lbs.		G	Santa Clara									
Acquired: 1st rd., 1996 NBA Draft (15th Overall)/Signed as restricted free agent on 7/14/04; signed extension on 7/27/09. Departed: Traded to Dallas on 7/25/98 for Pat Garrity, Bubba Wells, Martin Muursepp and a future first-round pick/Signed and traded to Los Angeles Lakers on 7/11/12 for two future first-round picks, two future second-round picks and cash considerations.																			
YEAR	G	MIN	FGM	FGA	PCT	FTM	FTA	PCT	OR	DR	TR	AVG	AST	AVG	TO	STL	BLK	PTS	AVG
'96-97	65	13.3	74	175	.423	42	51	.824	16	47	63	1.0	138	2.1	63	20	0	213	3.3
'97-98	76	21.9	268	584	.459	74	86	.860	32	128	160	2.1	262	3.4	98	63	4	691	9.1
'04-05	75	34.3	430	857	.502	211	228	.887	57	192	249	3.3	861	11.5	245	74	6	1165	15.5
'05-06	79	35.4	541	1056	.512	257	279	.921	47	286	333	4.2	826	10.8	276	61	12	1489	18.8
'06-07	76	35.3	517	971	.532	222	247	.899	30	239	269	3.5	884	11.6	287	57	6	1412	18.6
'07-08	81	34.3	485	962	.504	222	245	.906	28	254	282	3.5	898	11.1	295	53	5	1371	16.9
'08-09	74	33.6	428	851	.503	196	210	.933	19	204	223	3.0	717	9.7	248	55	10	1160	15.5
'09-10	81	32.8	499	985	.507	211	225	.938	34	234	268	3.3	892	11.0	295	42	12	1333	16.7
'10-11	75	33.3	399	811	.492	227	249	.912	40	220	260	3.5	855	11.4	265	48	4	1106	14.7
'11-12	62	31.6	295	555	.532	127	142	.894	26	160	186	3.0	664	10.7	229	38	8	772	12.5
TOTALS	744	30.9	3936	7807	.504	1789	1962	.912	329	1964	2293	3.1	6997	9.4	2301	511	67	10712	14.4
PLAYOFFS																			
'96-97	4	3.8	2	9	.222	0	0	.000	1	0	1	0.3	1	0.3	2	1	1	5	1.3
'97-98	4	12.8	8	18	.444	5	8	.625	2	8	10	2.5	7	1.8	3	2	0	22	5.5
'04-05	15	40.6	140	269	.520	57	62	.919	9	63	72	4.8	170	11.3	70	14	3	358	23.9
'05-06	20	39.9	146	291	.502	83	91	.912	9	64	73	3.7	204	10.2	67	8	5	407	20.4
'06-07	11	37.5	74	160	.463	41	46	.891	4	31	35	3.2	146	13.3	48	4	1	208	18.9
'07-08	5	36.6	32	70	.457	11	12	.917	1	13	14	2.8	39	7.8	12	2	1	81	16.2
'09-10	16	33.7	99	191	.518	67	75	.893	6	46	52	3.3	161	10.1	60	4	1	284	17.8
TOTALS	75	34.8	501	1008	.497	264	294	.898	32	225	257	3.4	728	9.7	262	35	12	1365	18.2

45	Ed Nealy					6'7"		240 lbs.		F	Kansas State								
Acquired: From Chicago 12/14/88 with 2nd rd. pick for Craig Hodges.										Departed: Waived 11/5/92.									
YEAR	G	MIN	FGM	FGA	PCT	FTM	FTA	PCT	OR	DR	TR	AVG	AST	AVG	TO	STL	BLK	PTS	AVG
'88-89	30	5.5	8	29	.276	3	7	.429	18	37	55	1.8	8	0.3	6	4	0	19	0.6
'90-91	55	10.4	45	97	.464	28	38	.737	44	107	151	2.7	36	0.7	19	24	4	123	2.2
'91-92	52	9.7	62	121	.512	16	24	.667	25	86	111	2.1	37	0.7	17	16	2	160	3.1
TOTALS	137	9.1	115	247	.466	47	69	.681	87	230	317	2.3	81	0.6	42	44	6	302	2.2

## PLAYOFFS

YEAR	G	MIN	FGM	FGA	PCT	FTM	FTA	PCT	OR	DR	TR	AVG	AST	AVG	TO	STL	BLK	PTS	AVG
'88-89	4	1.5	1	3	.333	0	0	.000	1	2	3	0.8	0	0.0	0	0	0	2	0.5
'90-91	2	10.0	1	5	.200	0	0	.000	2	3	5	2.5	0	0.0	1	0	0	2	1.0
'91-92	8	8.4	7	18	.389	4	4	1.00	4	14	18	2.3	4	0.5	0	3	0	23	2.9
<b>TOTALS</b>	<b>14</b>	<b>3.1</b>	<b>9</b>	<b>26</b>	<b>.346</b>	<b>4</b>	<b>4</b>	<b>1.00</b>	<b>7</b>	<b>19</b>	<b>26</b>	<b>1.9</b>	<b>4</b>	<b>0.3</b>	<b>1</b>	<b>3</b>	<b>0</b>	<b>27</b>	<b>1.9</b>

40	Mike Niles					6'6"		225 lbs.		F	Cal-State Fullerton								
Acquired: Signed as free agent 7/8/80.										Departed: Waived 6/18/81.									
YEAR	G	MIN	FGM	FGA	PCT	FTM	FTA	PCT	OR	DR	TR	AVG	AST	AVG	TO	STL	BLK	PTS	AVG
'80-81	44	5.3	48	138	.348	17	37	.459	26	32	58	1.3	15	0.3	25	8	1	115	2.6

## PLAYOFFS

YEAR	G	MIN	FGM	FGA	PCT	FTM	FTA	PCT	OR	DR	TR	AVG	AST	AVG	TO	STL	BLK	PTS	AVG
'80-81	2	2.0	0	5	.000	0	0	.000	0	0	0	0.0	0	0.0	0	1	0	0	0.0

11	Jimmy Oliver					6'5"		208 lbs.		G	Purdue								
Acquired: Signed as free agent 4/1/99.						Departed: Waived 4/7/99.													
YEAR	G	MIN	FGM	FGA	PCT	FTM	FTA	PCT	OR	DR	TR	AVG	AST	AVG	TO	STL	BLK	PTS	AVG
'98-99	2	5.5	1	3	.333			—	0	0	0	0.0	0	0.0	0	0	0	3	1.5

32	Shaquille O'Neal										7'1"		325 lbs.		C	Louisiana State					
Acquired: From Miami 2/6/08 in exchange for Shawn Marion and Marcus Banks.																					
Departed: To Cleveland 6/25/09 for Ben Wallace, Sasha Pavlovic, a future conditional second-round pick and cash considerations.																					
YEAR	G	MIN	FGM	FGA	PCT	FTM	FTA	PCT	OR	DR	TR	AVG	AST	AVG	TO	STL	BLK	PTS	AVG		
'07-08	28	28.7	140	229	.611	82	160	.512	67	229	296	10.6	48	1.7	83	13	34	362	12.9		
'08-09	75	30.0	512	841	.609	309	519	.595	187	446	633	8.4	126	1.7	168	49	108	1333	17.8		
TOTALS	103	29.7	652	1070	.609	391	679	.576	254	675	929	9.2	174	1.7	251	62	142	1695	16.5		

## PLAYOFFS

YEAR	G	MIN	FGM	FGA	PCT	FTM	FTA	PCT	OR	DR	TR	AVG	AST	AVG	TO	STL	BLK	PTS	AVG
'07-08	5	30.0	22	50	.440	32	64	.500	13	33	46	9.2	5	1.0	9	5	13	76	15.2

45/46 Bo Outlaw										6'8"		220 lbs.		F		Houston			
Acquired: From Orlando 11/16/01 with 1st rd. pick in three-team deal with Orlando, L.A. Clippers that sent Jud Buechler to Orlando and Vinny Del Negro to L.A. Clippers; Signed as free agent 11/8/04. Departed: To Memphis 9/30/03 with Jake Tsakalidis for Brevin Knight, Robert Archibald, Cezary Trybanski; Contract expired 6/30/05.																			
YEAR	G	MIN	FGM	FGA	PCT	FTM	FTA	PCT	OR	DR	TR	AVG	AST	AVG	TO	STL	BLK	PTS	AVG
'01-02	73	24.2	153	278	.550	35	84	.417	132	203	335	4.6	122	1.7	85	61	83	342	4.7
'02-03	80	22.5	153	278	.550	72	116	.621	134	234	368	4.6	112	1.4	76	50	71	378	4.7
'04-05	39	5.5	12	34	.353	5	9	.556	16	37	53	1.4	13	0.3	8	6	12	29	0.7
TOTALS	192	19.7	318	590	.539	112	209	.536	282	474	740	3.9	247	1.3	169	117	166	749	3.9

## PLAYOFFS

YEAR	G	MIN	FGM	FGA	PCT	FTM	FTA	PCT	OR	DR	TR	AVG	AST	AVG	TO	STL	BLK	PTS	AVG
'02-03	6	11.7	1	10	.100	2	4	.500	6	7	13	2.2	5	0.8	6	1	1	4	0.7
'04-05	1	2.0	0	1	.000	0	0	—	0	0	0	0.0	1	1.0	0	1	0	0	0.0
<b>TOTALS</b>	<b>7</b>	<b>10.3</b>	<b>1</b>	<b>11</b>	<b>.090</b>	<b>2</b>	<b>4</b>	<b>.500</b>	<b>6</b>	<b>7</b>	<b>13</b>	<b>1.9</b>	<b>6</b>	<b>0.9</b>	<b>6</b>	<b>2</b>	<b>1</b>	<b>4</b>	<b>0.6</b>

45 Jim Owens				6'5"				205 lbs.				G Arizona State							
Acquired: 8th rd., 1973 NBA Draft (128th Overall).												Departed: Waived 7/15/75.							
YEAR	G	MIN	FGM	FGA	PCT	FTM	FTA	PCT	OR	DR	TR	AVG	AST	AVG	TO	STL	BLK	PTS	AVG
'73-74	17	5.9	21	39	.538	11	14	.786	1	8	9	0.5	15	0.9	—	5	0	53	3.1
'74-75	41	10.5	56	145	.386	12	16	.750	7	36	43	1.0	49	1.2	—	16	2	124	3.0
TOTALS	58	9.2	77	184	.418	23	30	.767	8	44	52	0.9	64	1.1	—	21	2	177	3.1

10	Milt Palacio						6'3"		195 lbs.		G	Colorado State								
Acquired: From Boston 2/20/02 with Joe Johnson, Randy Brown and 2002 1st rd. pick (Casey Jacobsen) for Rodney Rogers and Tony Delk.																				
Departed: To Cleveland 9/17/02 for a 2008 2nd rd. draft pick.																				
YEAR	G	MIN	FGM	FGA	PCT	FTM	FTA	PCT	OR	DR	TR	AVG	AST	AVG	TO	STL	BLK	PTS	AVG	
'01-02	28	9	7	30	.79	.380	18	23	.783	3	20	23	0.8	29	1.0	16	9	1	79	2.8

1/17 Smush Parker			6'4"			180 lbs.			G			Fordham							
Acquired: Signed a 10-day contract 1/19/05.										Departed: Waived 2/4/05.									
YEAR	G	MIN	FGM	FGA	PCT	FTM	FTA	PCT	OR	DR	TR	AVG	AST	AVG	TO	STL	BLK	PTS	AVG
'04-05	5	6.8	7	15	.467	0	0	—	2	1	3	0.6	4	0.8	9	2	0	15	3.0

18	Curtis Perry										6'7"		220 lbs.		F	S.W. Missouri State					
Acquired: From New Orleans Jazz 9/16/74 with Dennis Awtrey, Nate Hawthorne and 1st rd. pick for Neal Walk and 2nd rd. pick.																					
Departed: Retired 9/13/78.																					
YEAR	G	MIN	FGM	FGA	PCT	FTM	FTA	PCT	OR	DR	TR	AVG	AST	AVG	TO	STL	BLK	PTS	AVG		
'74-75	79	34.0	437	917	.477	184	256	.719	347	593	940	11.9	186	2.4	—	108	78	1058	13.4		
'75-76	71	31.7	386	776	.497	175	239	.732	197	487	684	9.6	182	2.6	—	84	66	947	13.3		
'76-77	44	31.6	179	414	.432	112	142	.789	149	246	395	9.0	79	1.8	—	49	28	470	10.7		
'77-78	45	18.2	110	263	.453	51	65	.785	87	163	250	5.6	48	1.1	63	34	22	271	6.0		
TOTALS	239	29.9	1112	2350	.473	522	702	.744	780	1489	2269	9.5	495	2.1	63	275	194	2786	11.7		

## PLAYOFFS

YEAR	G	MIN	FGM	FGA	PCT	FTM	FTA	PCT	OR	DR	TR	AVG	AST	AVG	TO	STL	BLK	PTS	AVG
'75-76	19	32.4	99	218	.454	44	68	.647	63	83	146	7.7	36	1.9	—	12	17	242	12.7



2	Elliot Perry					6'0"		160 lbs.		G	Memphis								
Acquired: Signed as free agent 1/22/94; Signed as free agent 12/8/00.										Departed: To Milwaukee 8/25/96 for Marty Conlon & 1st rd. pick; Contract expired on 6/30/01.									
YEAR	G	MIN	FGM	FGA	PCT	FTM	FTA	PCT	OR	DR	TR	AVG	AST	AVG	TO	STL	BLK	PTS	AVG
'93-94	27	16.0	42	113	.372	21	28	.750	12	27	39	1.4	125	4.6	43	25	1	105	3.9
'94-95	82	24.1	306	588	.520	158	195	.810	51	100	151	1.8	394	4.8	163	156	4	795	9.7
'95-96	81	20.6	261	549	.475	151	194	.778	34	102	136	1.7	353	4.6	146	87	5	697	8.6
'00-01	43	10.7	60	129	.465	16	22	.727	8	34	42	1.0	74	1.7	32	19	1	137	3.2
TOTALS	233	19.5	669	1379	.486	346	439	.788	105	263	368	1.6	446	2.2	384	287	11	1734	7.4

## PLAYOFFS

YEAR	G	MIN	FGM	FGA	PCT	FTM	FTA	PCT	OR	DR	TR	AVG	AST	AVG	TO	STL	BLK	PTS	AVG
'93-94	4	3.3	1	7	.143	0	0	.000	0	0	0	0.0	1	0.3	0	0	1	2	0.5
'94-95	9	11.8	20	42	.476	20	25	.800	3	7	10	1.1	12	1.3	9	5	0	62	6.2
'95-96	4	12.8	7	14	.500	0	1	.000	0	2	2	0.5	12	3.0	0	2	0	14	3.5
'00-01	2	8.5	6	10	.600	1	1	1.000	1	3	4	2.0	4	2.0	0	2	0	13	6.5
<b>TOTALS</b>	<b>19</b>	<b>9.8</b>	<b>34</b>	<b>73</b>	<b>.466</b>	<b>21</b>	<b>27</b>	<b>.778</b>	<b>4</b>	<b>12</b>	<b>16</b>	<b>0.8</b>	<b>29</b>	<b>1.5</b>	<b>9</b>	<b>9</b>	<b>1</b>	<b>91</b>	<b>4.8</b>

34	Tim Perry										6'9"	220 lbs.	F	Temple										
Acquired: 1st rd., 1988 NBA Draft (7th Overall).															Departed: To Philadelphia 6/17/92 with Jeff Hornacek, Andrew Lang for Charles Barkley.									
YEAR	G	MIN	FGM	FGA	PCT	FTM	FTA	PCT	OR	DR	TR	AVG	AST	AVG	TO	STL	BLK	PTS	AVG					
'88-89	62	9.9	108	201	.537	40	65	.615	61	71	132	2.1	18	0.3	37	19	32	257	4.1					
'89-90	60	10.2	100	195	.513	53	90	.589	79	73	152	2.5	17	0.3	47	21	22	254	4.2					
'90-91	46	12.8	75	144	.521	43	70	.614	53	73	126	2.7	27	0.6	32	23	43	193	4.2					
'91-92	80	31.0	413	789	.523	153	215	.712	204	347	551	6.9	134	1.7	141	44	116	982	12.3					
TOTALS	248	17.3	696	1329	.524	289	440	.657	397	564	961	3.9	196	0.8	257	107	223	1686	6.8					

## PLAYOFFS

YEAR	G	MIN	FGM	FGA	PCT	FTM	FTA	PCT	OR	DR	TR	AVG	AST	AVG	TO	STL	BLK	PTS	AVG
'88-89	4	4.3	2	4	.500	0	2	.000	1	1	2	0.5	0	0.0	1	2	1	4	1.0
'89-90	11	9.1	13	25	.520	8	18	.444	10	11	21	1.9	2	0.2	5	3	6	34	3.1
'91-92	8	23.1	38	63	.603	23	32	.719	12	27	39	4.9	11	1.4	14	3	6	99	12.4
<b>TOTALS</b>	<b>23</b>	<b>13.1</b>	<b>53</b>	<b>92</b>	<b>.576</b>	<b>31</b>	<b>52</b>	<b>.596</b>	<b>23</b>	<b>39</b>	<b>62</b>	<b>2.7</b>	<b>13</b>	<b>0.6</b>	<b>20</b>	<b>8</b>	<b>13</b>	<b>137</b>	<b>6.0</b>

11	Wesley Person					6'6"	185 lbs.	G/F	Auburn										
<b>Acquired:</b> 1st rd., 1994 NBA Draft (23rd Overall). <b>Departed:</b> To Cleveland 10/1/97 with Tony Dumas in three-team deal with Denver. Suns received Antonio McDyess from Denver for two 1st rd. picks (1998; Milwaukee's in 98 or 99); two 2nd rd. picks (2000 & 2002) and cash. Cleveland also sent a future 1st rd. pick to Denver.																			
YEAR	G	MIN	FGM	FGA	PCT	FTM	FTA	PCT	OR	DR	TR	AVG	AST	AVG	TO	STL	BLK	PTS	AVG
'94-95	78	1800	309	638	.484	80	101	.792	67	134	201	2.6	105	1.3	79	48	24	814	10.4
'95-96	82	2609	390	877	.445	148	192	.771	56	265	321	3.9	138	1.7	89	55	22	1045	12.7
'96-97	80	2326	409	903	.453	91	114	.798	68	224	292	3.7	123	1.5	76	86	20	1080	13.5
<b>TOTALS</b>	<b>240</b>	<b>6735</b>	<b>1108</b>	<b>2418</b>	<b>.458</b>	<b>319</b>	<b>407</b>	<b>.784</b>	<b>191</b>	<b>623</b>	<b>814</b>	<b>3.4</b>	<b>366</b>	<b>1.5</b>	<b>244</b>	<b>189</b>	<b>66</b>	<b>2939</b>	<b>12.2</b>

## PLAYOFFS

YEAR	G	MIN	FGM	FGA	PCT	FTM	FTA	PCT	OR	DR	TR	AVG	AST	AVG	TO	STL	BLK	PTS	AVG
'94-95	10	247	34	83	.410	11	12	.917	9	12	21	2.1	11	1.1	9	3	2	96	9.6
'95-96	4	182	22	56	.393	4	5	.800	8	15	23	5.8	3	0.8	5	3	1	57	14.3
'96-97	5	163	25	53	.472	14	18	.778	5	28	33	6.6	6	1.2	4	4	3	78	15.6
<b>TOTALS</b>	<b>19</b>	<b>593</b>	<b>81</b>	<b>192</b>	<b>.422</b>	<b>29</b>	<b>35</b>	<b>.829</b>	<b>22</b>	<b>55</b>	<b>77</b>	<b>4.1</b>	<b>20</b>	<b>1.1</b>	<b>18</b>	<b>10</b>	<b>6</b>	<b>231</b>	<b>12.2</b>

52	Eric Piatkowski					6'7"	215 lbs.	G/F	Nebraska										
Acquired: Signed as free agent 7/13/06. Departed: Contract expired on 6/30/08.																			
YEAR	G	MIN	FGM	FGA	PCT	FTM	FTA	PCT	OR	DR	TR	AVG	AST	AVG	TO	STL	BLK	PTS	AVG
'06-07	11	6.6	9	25	.360	2	2	1.000	2	7	9	0.8	4	0.4	5	0	1	27	2.5
'07-08	16	7.1	12	33	.364	4	4	1.000	1	11	12	0.8	10	0.6	6	0	1	39	2.4
TOTALS	27	6.9	21	58	.362	6	6	1.000	3	18	21	0.8	14	0.5	11	0	2	66	2.4

## PLAYOFFS

YEAR	G	MIN	FGM	FGA	PCT	FTM	FTA	PCT	OR	DR	TR	AVG	AST	AVG	TO	STL	BLK	PTS	AVG
'06-07	1	3.0	1	1	1.000	0	0	—	0	0	0	0.0	0	0.0	0	0	0	2	2.0
'07-08	1	2.0	0	0	—	0	0	—	0	0	0	0.0	0	0.0	0	0	0	0	0.0
<b>TOTALS</b>	<b>2</b>	<b>2.5</b>	<b>1</b>	<b>1</b>	<b>1.000</b>	<b>0</b>	<b>0</b>	<b>—</b>	<b>0</b>	<b>0</b>	<b>0</b>	<b>0.0</b>	<b>0</b>	<b>0.0</b>	<b>0</b>	<b>0</b>	<b>0</b>	<b>2</b>	<b>1.0</b>

12	Mickael Pietrus					6'6"		215 lbs.		G/F		Pau Orthez (France)							
<b>Acquired:</b> From Orlando 12/18/10 with Marcin Gortat, Vince Carter, a 2011 first-round pick and cash considerations for Jason Richardson, Hedo Turkoglu and Earl Clark. <b>Departed:</b> Waived on Dec. 22, 2011																			
YEAR	G	MIN	FGM	FGA	PCT	FTM	FTA	PCT	OR	DR	TR	AVG	AST	AVG	TO	STL	BLK	PTS	AVG
'10-11	38	18.1	98	250	.392	36	51	.706	9	67	76	2.0	23	0.6	25	19	18	283	7.4

54	Ed Pinckney					6'9"	215 lbs.	F	Villanova										
Acquired: 1st rd., 1985 NBA Draft (10th Overall). Departed: To Sacramento 6/19/87 with 2nd rd. pick for Eddie Johnson.																			
YEAR	G	MIN	FGM	FGA	PCT	FTM	FTA	PCT	OR	DR	TR	AVG	AST	AVG	TO	STL	BLK	PTS	AVG
'85-86	80	20.0	255	457	.558	171	254	.673	95	213	308	3.9	90	1.1	148	71	37	681	8.5
'86-87	80	28.1	290	497	.584	257	348	.739	179	401	580	7.3	116	1.5	135	86	54	837	10.5
TOTALS	160	24.1	545	954	.571	428	602	.711	274	614	888	5.6	206	1.3	283	157	91	1518	9.5

32	Charles Pittman					6'7"	220 lbs.	F	Maryland																
Acquired: 3rd rd., 1982 NBA Draft (61st Overall).															Departed: Signed 8/13/86 by Varese of Italian League.										
YEAR	G	MIN	FGM	FGA	PCT	FTM	FTA	PCT	OR	DR	TR	AVG	AST	AVG	TO	STL	BLK	PTS	AVG						
'82-83	28	6.1	19	40	.475	25	37	.676	13	18	31	1.1	7	0.3	22	2	7	63	2.3						
'83-84	69	14.3	126	209	.603	69	101	.683	76	138	214	3.1	70	1.0	81	16	22	321	4.7						
'84-85	68	14.7	107	227	.471	109	146	.747	90	137	227	3.3	69	1.0	100	20	21	323	4.8						
'85-86	69	16.4	127	218	.583	99	141	.702	99	147	246	3.6	58	0.8	107	37	23	353	5.1						
TOTALS	234	14.1	379	694	.546	302	425	.711	278	440	718	3.1	204	0.9	310	75	73	1060	4.5						

## PLAYOFFS

'82-83	1	1.0	0	0	.000	0	0	.000	0	0	0	0.0	0	0.0	0	0	0	0	0.0
'83-84	17	14.9	28	51	.549	18	29	.621	25	39	64	3.8	12	0.7	16	5	5	74	4.4
'84-85	3	27.3	14	23	.608	12	17	.706	6	13	19	6.3	9	3.0	9	0	3	40	13.3
TOTALS	21	16.0	42	74	.568	30	46	.652	31	52	83	4.0	21	1.0	25	5	8	114	5.4

## 2 Ronnie Price 6'0" 190 lbs. G Utah Valley State College

Acquired: Signed as a free agent on 12/13/11. Departed: Contract expired on 6/30/12.

YEAR	G	MIN	FGM	FGA	PCT	FTM	FTA	PCT	OR	DR	TR	AVG	AST	AVG	TO	STL	BLK	PTS	AVG
'11-12	36	14.4	49	130	.377	20	25	.800	18	38	56	1.6	67	1.9	46	34	3	131	3.6

## 31 Kurt Rambis 6'8" 213 lbs. F Santa Clara

Acquired: From Charlotte Hornets 12/13/89 with two 2nd rd. picks for Armon Gilliam. Departed: Waived 11/20/92.

YEAR	G	MIN	FGM	FGA	PCT	FTM	FTA	PCT	OR	DR	TR	AVG	AST	AVG	TO	STL	BLK	PTS	AVG
'89-90	58	25.1	132	257	.514	52	72	.722	108	297	405	7.0	107	1.8	75	68	27	316	5.4
'90-91	62	14.5	83	167	.497	60	85	.706	77	189	266	4.3	64	1.0	45	25	11	226	3.6
'91-92	28	13.6	38	82	.463	14	18	.778	23	83	106	3.8	37	1.3	25	12	14	90	3.2
'92-93	5	8.2	4	7	.571	1	2	.500	2	4	6	1.2	1	0.2	6	3	0	9	1.8
<b>TOTALS</b>	<b>153</b>	<b>18.1</b>	<b>257</b>	<b>513</b>	<b>.501</b>	<b>127</b>	<b>177</b>	<b>.718</b>	<b>210</b>	<b>573</b>	<b>783</b>	<b>5.1</b>	<b>209</b>	<b>1.4</b>	<b>151</b>	<b>108</b>	<b>52</b>	<b>641</b>	<b>4.2</b>

### PLAYOFFS

YEAR	G	MIN	FGM	FGA	PCT	FTM	FTA	PCT	OR	DR	TR	AVG	AST	AVG	TO	STL	BLK	PTS	AVG
'89-90	16	24.1	24	54	.444	19	28	.679	39	84	123	7.7	22	1.4	17	8	8	67	4.2
'90-91	4	13.3	2	5	.400	0	0	.000	8	6	14	3.5	4	1.0	4	5	1	4	1.0
<b>TOTALS</b>	<b>20</b>	<b>21.9</b>	<b>26</b>	<b>59</b>	<b>.441</b>	<b>19</b>	<b>28</b>	<b>.679</b>	<b>47</b>	<b>90</b>	<b>137</b>	<b>6.9</b>	<b>26</b>	<b>1.3</b>	<b>21</b>	<b>13</b>	<b>9</b>	<b>71</b>	<b>3.6</b>

## 24 Joe Reaves 6'5" 210 lbs. G Bethel

Acquired: 3rd rd., 1973 NBA Draft (42nd Overall). Departed: Waived 11/27/73.

YEAR	G	MIN	FGM	FGA	PCT	FTM	FTA	PCT	OR	DR	TR	AVG	AST	AVG	TO	STL	BLK	PTS	AVG
'73-74	7	5.4	6	11	.545	4	11	.364	2	6	8	1.1	1	0.1	—	0	2	16	2.3

## 22 Michael Redd 6'6" 220 lbs. G Ohio State

Acquired: Signed as a free agent on 12/29/11. Departed: Contract expired on 6/30/12.

YEAR	G	MIN	FGM	FGA	PCT	FTM	FTA	PCT	OR	DR	TR	AVG	AST	AVG	TO	STL	BLK	PTS	AVG
'11-12	51	15.1	144	360	.400	88	111	.793	14	63	77	1.5	33	0.6	37	13	0	418	8.2

## 14 Terrance Rencher 6'3" 185 lbs. G Texas

Acquired: From Miami 2/22/96 for Tony Smith. Departed: Contract expired on 6/30/96.

YEAR	G	MIN	FGM	FGA	PCT	FTM	FTA	PCT	OR	DR	TR	AVG	AST	AVG	TO	STL	BLK	PTS	AVG
'95-96	2	4.0	1	1	1.000	1	3	.333	0	2	2	1.0	0	0.0	2	0	1	3	1.5

## 2 Shawn Respert 6'2" 195 lbs. G Michigan State

Acquired: Signed as free agent 1/29/99. Departed: Waived 3/2/99.

YEAR	G	MIN	FGM	FGA	PCT	FTM	FTA	PCT	OR	DR	TR	AVG	AST	AVG	TO	STL	BLK	PTS	AVG
'98-99	12	8.3	13	36	.361	7	10	.700	2	11	13	1.1	8	0.7	5	5	0	37	3.1

## 23 Jason Richardson 6'6" 225 lbs. G Michigan State

Acquired: From Charlotte on 12/10/08 with Jared Dudley and a 2010 second-round pick for Raja Bell, Boris Diaw and Sean Singletary. Departed: To Orlando 12/18/10 with Hedo Turkoglu and Earl Clark for Vince Carter, Marcin Gortat, Mickael Pietrus, a 2011 first-round pick and cash considerations.

YEAR	G	MIN	FGM	FGA	PCT	FTM	FTA	PCT	OR	DR	TR	AVG	AST	AVG	TO	STL	BLK	PTS	AVG
'08-09	58	19.19	368	754	.488	112	144	.778	64	197	261	4.5	110	1.9	71	62	25	950	16.4
'09-10	79	24.85	473	998	.474	136	184	.739	81	323	404	5.1	143	1.8	92	66	33	1239	15.7
'10-11	25	7.96	183	389	.470	55	72	.764	33	78	111	4.4	36	1.4	30	27	3	483	19.3
<b>TOTALS</b>	<b>162</b>	<b>5200</b>	<b>1024</b>	<b>2141</b>	<b>.478</b>	<b>303</b>	<b>400</b>	<b>.758</b>	<b>178</b>	<b>598</b>	<b>776</b>	<b>4.8</b>	<b>289</b>	<b>1.8</b>	<b>193</b>	<b>155</b>	<b>61</b>	<b>2672</b>	<b>16.5</b>

### PLAYOFFS

YEAR	G	MIN	FGM	FGA	PCT	FTM	FTA	PCT	OR	DR	TR	AVG	AST	AVG	TO	STL	BLK	PTS	AVG
'09-10	16	533	112	223	.502	44	58	.759	18	69	87	5.4	17	1.1	10	17	4	316	19.8

## 3 Quentin Richardson 6'6" 230 lbs. G/F DePaul

Acquired: Signed as free agent 7/29/04. Departed: To New York 6/28/05 with the draft rights to Nate Robinson for Kurt Thomas and the draft rights to Dijon Thompson.

YEAR	G	MIN	FGM	FGA	PCT	FTM	FTA	PCT	OR	DR	TR	AVG	AST	AVG	TO	STL	BLK	PTS	AVG
'04-05	79	35.9	407	1045	.389	136	184	.739	91	388	479	6.1	158	2.0	102	96	27	1176	14.9

### PLAYOFFS

YEAR	G	MIN	FGM	FGA	PCT	FTM	FTA	PCT	OR	DR	TR	AVG	AST	AVG	TO	STL	BLK	PTS	AVG
'04-05	15	37.6	62	154	.403	23	46	.639	24	53	77	5.1	25	1.7	15	19	3	179	11.9

## 12 Pat Riley 6'4" 210 lbs. G Kentucky

Acquired: From L.A. Lakers 11/3/75 for two 2nd rd. picks. Departed: Retired 9/21/76.

YEAR	G	MIN	FGM	FGA	PCT	FTM	FTA	PCT	OR	DR	TR	AVG	AST	AVG	TO	STL	BLK	PTS	AVG
'75-76	60	13.2	112	288	.389	54	74	.730	15	32	47	0.8	57	1.0	—	21	5	278	4.6

### PLAYOFFS

YEAR	G	MIN	FGM	FGA	PCT	FTM	FTA	PCT	OR	DR	TR	AVG	AST	AVG	TO	STL	BLK	PTS	AVG
'75-76	5	5.4	6	15	.400	1	1	1.000	—	—	0	—	5	1.0	—	—	—	13	2.6

## 8 Rick Robey 6'10" 240 lbs. F Kentucky

Acquired: From Boston 6/27/83 with two 2nd rd. picks for Dennis Johnson and 3rd rd. pick. Departed: Contract expired on 7/31/86.

YEAR	G	MIN	FGM	FGA	PCT	FTM	FTA	PCT	OR	DR	TR	AVG	AST	AVG	TO	STL	BLK	PTS	AVG
'83-84	61	14.0	140	257	.545	61	88	.693	80	118	198	3.2	65	1.1	77	20	14	342	5.6
'84-85	4	12.0	2	9	.222	1	2	.500	3	5	8	2.0	5	1.3	8	2	0	5	1.3
'85-86	46	13.7	72	191	.377	33	48	.688	40	108	148	3.2	58	1.3	66	19	5	177	3.8
<b>TOTALS</b>	<b>111</b>	<b>13.8</b>	<b>214</b>	<b>457</b>	<b>.468</b>	<b>95</b>	<b>138</b>	<b>.688</b>	<b>123</b>	<b>231</b>	<b>354</b>	<b>3.2</b>	<b>128</b>	<b>1.2</b>	<b>151</b>	<b>41</b>	<b>19</b>	<b>524</b>	<b>4.7</b>

### PLAYOFFS

YEAR	G	MIN	FGM	FGA	PCT	FTM	FTA	PCT	OR	DR	TR	AVG	AST	AVG	TO	STL	BLK	PTS	AVG
'83-84	10	4.3	7	16	.438	4	8	.500	7	3	10	1.0	2	1.0	4	2	0	18	1.8

30	Clifford Robinson					6'10"		225 lbs.		F	Connecticut								
Acquired: Signed as free agent 8/25/97.										Departed: To Detroit 7/18/01 for Jud Buechler and John Wallace.									
YEAR	G	MIN	FGM	FGA	PCT	FTM	FTA	PCT	OR	DR	TR	AVG	AST	AVG	TO	STL	BLK	PTS	AVG
'97-98	80	29.5	429	895	.479	248	360	.689	152	258	410	5.1	170	2.1	140	92	90	1133	14.2
'98-99	50	34.8	299	629	.475	163	234	.697	68	158	226	4.5	128	2.6	88	75	59	819	16.4
'99-00	80	35.5	530	1142	.464	298	381	.782	105	254	359	4.5	224	2.8	166	90	61	1478	18.5
'00-01	82	33.5	501	1186	.422	253	357	.709	105	229	334	4.1	237	2.9	186	87	82	1345	16.4
TOTALS	292	33.2	1759	3852	.457	962	1332	.722	430	899	1329	4.6	759	2.6	580	344	396	4775	16.4
PLAYOFFS																			
'97-98	4	23.0	9	33	.273	7	9	.778	6	6	12	3.0	3	0.8	5	3	2	25	6.3
'98-99	3	39.0	19	40	.475	7	11	.636	7	9	16	5.3	8	2.7	7	6	1	47	15.7
'99-00	9	37.0	56	145	.386	33	45	.733	18	36	54	6.0	19	2.1	18	11	7	158	17.8
'00-01	4	28.5	21	50	.420	14	22	.636	6	10	16	4.0	4	1.0	9	6	2	60	15.0
TOTALS	20	32.8	105	268	.392	61	87	.701	37	61	98	4.9	34	1.7	39	26	12	290	14.5

21	Len "Truck" Robinson					6'7"		239 lbs.		F	Tennessee State									
Acquired: From New Orleans Jazz 1/12/79 for Ron Lee, Marty Byrnes and two 1st rd. picks.											Departed: To New York 7/7/82 for Maurice Lucas.									
YEAR	G	MIN	FGM	FGA	PCT	FTM	FTA	PCT	OR	DR	TR	AVG	AST	AVG	TO	STL	BLK	PTS	AVG	
'78-79	26	29.1	169	333	.508	79	123	.642	56	169	225	8.6	39	1.5	90	17	12	417	16.0	
'79-80	82	30.0	545	1064	.512	325	487	.667	213	557	770	9.4	142	1.7	251	58	59	1415	17.3	
'80-81	82	37.7	647	1280	.505	249	396	.629	216	573	789	9.6	206	2.5	250	68	38	1543	18.8	
'81-82	74	37.1	579	1128	.513	255	371	.687	202	519	721	9.7	179	2.4	202	42	28	1414	19.1	
TOTALS	264	34.3	1940	3805	.510	908	1377	.659	687	1818	2505	9.5	566	2.1	793	185	137	4789	18.1	
PLAYOFFS																				
'78-79	15	26.1	56	139	.403	45	69	.652	38	83	121	8.1	10	0.7	31	6	12	157	10.5	
'79-80	3	21.3	6	16	.375	5	7	.714	5	15	20	6.7	4	1.3	8	3	2	17	5.7	
'80-81	7	33.3	27	77	.351	20	34	.588	23	52	75	10.7	13	1.9	13	5	2	74	10.6	
'81-82	7	30.4	45	80	.563	3	10	.300	14	39	53	7.6	19	2.7	10	5	1	93	13.3	
TOTALS	32	28.2	134	312	.429	73	120	.608	80	189	269	8.4	46	1.4	62	19	17	341	10.7	

20	Rumeal Robinson								6'2"		195 lbs.		G	Michigan							
Acquired: From L.A. Lakers 1/10/97 with Cedric Ceballos for Robert Horry and Joe Kleine. Departed: Waived 2/14/97.																					
YEAR	G	MIN	FGM	FGA	PCT	FTM	FTA	PCT	OR	DR	TR	AVG	AST	AVG	TO	STL	BLK	PTS	AVG		
'96-97	12	7.3	16	34	.471	1	4	.250	1	6	7	0.6	8	0.7	5	1	0	36	3.0		
54	Rodney Rogers								6'7"		255 lbs.		F	Wake Forest							
Acquired: Signed as free agent 8/3/99. Departed: To Boston 2/20/02 with Tony Delk for Joe Johnson, Randy Brown, Milt Palacio and a 2002 1st rd. pick (Casey Jacobsen).																					
YEAR	G	MIN	FGM	FGA	PCT	FTM	FTA	PCT	OR	DR	TR	AVG	AST	AVG	TO	STL	BLK	PTS	AVG		
'99-00	82	27.9	428	881	.486	159	249	.639	138	309	447	5.5	170	2.1	163	94	47	1130	13.8		
'00-01	82	26.6	377	876	.430	188	247	.761	94	265	359	4.4	180	2.2	151	97	47	998	12.2		
'01-02	50	25.1	249	534	.466	82	99	.828	95	146	241	4.8	72	1.4	66	50	17	629	12.6		
TOTALS	214	26.7	1054	2291	.460	429	595	.721	327	720	1047	4.9	422	2.0	380	241	111	2757	12.9		
PLAYOFFS																					
'99-00	9	29.2	48	115	.417	23	31	.742	16	45	61	6.8	14	1.6	15	10	10	127	14.1		
'00-01	4	20.5	12	40	.300	9	14	.643	3	11	14	3.5	2	0.5	5	2	3	35	8.8		
TOTALS	13	26.5	60	155	.387	32	45	.711	19	56	75	5.8	16	1.2	20	12	13	162	12.5		

8	Jalen Rose					6'8"		215 lbs.		G/F	Michigan								
Acquired: Signed as free agent 11/7/06.										Departed: Contract expired 6/30/07.									
YEAR	G	MIN	FGM	FGA	PCT	FTM	FTA	PCT	OR	DR	TR	AVG	AST	AVG	TO	STL	BLK	PTS	AVG
'06-07	29	8.5	38	86	.442	11	12	.917	3	20	23	0.8	16	0.6	9	5	2	108	3.7
PLAYOFFS																			
'06-07	1	9.0	1	4	.250	0	0	.000	0	1	1	1.0	2	2.0	0	0	0	2	2.0

8	Trevor Ruffin										6'1"		199 lbs.		G	Hawaii							
Acquired: Signed as free agent 11/11/94.										Departed: 1995 NBA Expansion Draft by Vancouver.													
YEAR	G	MIN	FGM	FGA	PCT	FTM	FTA	PCT	OR	DR	TR	AVG	AST	AVG	TO	STL	BLK	PTS	AVG				
'94-95	49	6.5	84	197	.426	27	38	.711	8	15	23	0.5	48	1.0	47	14	2	233	4.8				
PLAYOFFS																							
'94-95	5	2.2	4	8	.500	1	5	.200	0	3	3	0.7	2	0.4	0	1	0	10	2.0				

51	Stefano Rusconi				6'9"		240 lbs.		F	Italy									
Acquired: Rights from Cleveland 6/27/90 for rights to Milous Babic; signed 6/14/95.										Departed: Waived 1/31/96.									
YEAR	G	MIN	FGM	FGA	PCT	FTM	FTA	PCT	OR	DR	TR	AVG	AST	AVG	TO	STL	BLK	PTS	AVG
'95-96	7	4.3	3	9	.333	2	5	.400	3	3	6	0.9	3	0.4	3	0	2	8	1.1

11	Mike Sanders				6'6"		215 lbs.		F		UCLA								
Acquired: Signed as free agent 12/19/83. Departed: To Cleveland 2/25/88 with Larry Nance and Detroit's 1st rd. pick for Kevin Johnson, Mark West, Cleveland's 1st & 2nd rd. picks and L.A. Lakers' 2nd rd. pick.																			
YEAR	G	MIN	FGM	FGA	PCT	FTM	FTA	PCT	OR	DR	TR	AVG	AST	AVG	TO	STL	BLK	PTS	AVG
'83-84	50	11.7	97	203	.478	29	42	.690	40	63	103	2.1	44	0.9	44	23	12	223	4.5
'84-85	21	19.9	85	175	.486	45	59	.763	38	51	89	4.2	29	1.4	34	23	4	215	10.2
'85-86	82	20.0	347	676	.513	208	257	.809	104	169	273	3.3	150	1.8	76	76	31	905	11.0
'86-87	82	20.2	357	722	.494	143	183	.781	101	170	271	3.3	126	1.5	61	61	23	859	10.5
'87-88	35	13.3	82	171	.480	39	53	.736	28	34	62	1.8	30	0.9	27	18	4	203	5.8
TOTALS	270	17.6	968	1947	.497	464	594	.781	311	487	798	3.0	379	1.4	242	201	74	2405	8.9

## PLAYOFFS

'83-84	15	10.1	22	46	.478	16	17	.941	10	10	20	1.3	7	0.5	14	6	4	60	4.0
'84-85	3	30.3	22	37	.595	8	10	.800	8	7	15	5.0	10	3.3	9	5	0	52	17.3
<b>TOTALS</b>	<b>18</b>	<b>13.5</b>	<b>44</b>	<b>83</b>	<b>.530</b>	<b>24</b>	<b>27</b>	<b>.889</b>	<b>18</b>	<b>17</b>	<b>35</b>	<b>1.9</b>	<b>17</b>	<b>0.9</b>	<b>23</b>	<b>11</b>	<b>4</b>	<b>112</b>	<b>6.2</b>

55/15	Daniel Santiago				7'1"		256 lbs.		C		Varese (Italy)					
-------	-----------------	--	--	--	------	--	----------	--	---	--	----------------	--	--	--	--	--

Acquired: Signed as free agent 8/3/00. Departed: Waived 1/7/02.

YEAR	G	MIN	FGM	FGA	PCT	FTM	FTA	PCT	OR	DR	TR	AVG	AST	AVG	TO	STL	BLK	PTS	AVG
'00-01	54	10.8	64	134	.478	42	61	.689	35	67	102	1.9	11	0.2	47	17	21	170	3.1
'01-02	3	8.0	4	8	.500	0	0	—	0	7	7	2.3	2	0.7	1	0	2	8	2.7
<b>TOTALS</b>	<b>57</b>	<b>10.6</b>	<b>68</b>	<b>142</b>	<b>.479</b>	<b>42</b>	<b>61</b>	<b>.689</b>	<b>35</b>	<b>74</b>	<b>109</b>	<b>1.9</b>	<b>13</b>	<b>0.2</b>	<b>48</b>	<b>17</b>	<b>23</b>	<b>178</b>	<b>3.1</b>

## PLAYOFFS

'00-01	1	12.0	1	2	.500	0	0	—	1	4	5	5.0	0	0.0	1	0	2	2	2.0
--------	---	------	---	---	------	---	---	---	---	---	---	-----	---	-----	---	---	---	---	-----

30	Fred Saunders				6'7"		210 lbs.		F		Syracuse					
----	---------------	--	--	--	------	--	----------	--	---	--	----------	--	--	--	--	--

Acquired: 2nd rd., 1974 NBA Draft (31st Overall). Departed: Waived 2/11/76.

YEAR	G	MIN	FGM	FGA	PCT	FTM	FTA	PCT	OR	DR	TR	AVG	AST	AVG	TO	STL	BLK	PTS	AVG
'74-75	69	15.3	176	406	.433	66	95	.695	82	171	253	3.7	80	1.2	—	41	15	418	6.1
'75-76	17	8.6	28	64	.438	6	11	.545	11	26	37	2.2	13	0.8	—	5	1	62	3.6
<b>TOTALS</b>	<b>86</b>	<b>14.0</b>	<b>204</b>	<b>470</b>	<b>.434</b>	<b>72</b>	<b>106</b>	<b>.679</b>	<b>93</b>	<b>197</b>	<b>290</b>	<b>3.4</b>	<b>93</b>	<b>1.1</b>	<b>—</b>	<b>46</b>	<b>16</b>	<b>480</b>	<b>5.6</b>

24	Dan Schayes				6'11"		276 lbs.		C		Syracuse					
----	-------------	--	--	--	-------	--	----------	--	---	--	----------	--	--	--	--	--

Acquired: Signed as free agent 9/30/94. Departed: Signed as free agent by Miami 12/12/95.

YEAR	G	MIN	FGM	FGA	PCT	FTM	FTA	PCT	OR	DR	TR	AVG	AST	AVG	TO	STL	BLK	PTS	AVG
'94-95	69	11.9	126	248	.508	50	69	.725	57	151	208	3.0	89	1.3	64	20	37	303	4.4

## PLAYOFFS

'94-95	10	14.6	11	29	.379	7	8	.875	4	16	20	2.0	8	0.8	8	3	3	29	2.9
--------	----	------	----	----	------	---	---	------	---	----	----	-----	---	-----	---	---	---	----	-----

54	Dale Schuler				6'10"		235 lbs.		F		Colorado State					
----	--------------	--	--	--	-------	--	----------	--	---	--	----------------	--	--	--	--	--

Acquired: Signed as free agent 12/7/76. Departed: To Portland 7/15/77 for 4th rd. pick.

YEAR	G	MIN	FGM	FGA	PCT	FTM	FTA	PCT	OR	DR	TR	AVG	AST	AVG	TO	STL	BLK	PTS	AVG
'76-77	39	8.6	26	72	.361	18	31	.581	30	50	80	2.1	38	1.0	—	8	8	70	1.8

14	Alvin Scott				6'7"		216 lbs.		F		Oral Roberts					
----	-------------	--	--	--	------	--	----------	--	---	--	--------------	--	--	--	--	--

Acquired: 7th rd., 1977 NBA Draft (137th Overall). Departed: Waived 10/14/85.

YEAR	G	MIN	FGM	FGA	PCT	FTM	FTA	PCT	OR	DR	TR	AVG	AST	AVG	TO	STL	BLK	PTS	AVG
'77-78	81	19.0	180	369	.488	132	191	.691	135	222	357	4.4	88	1.1	85	52	40	492	6.1
'78-79	81	21.4	212	396	.535	120	168	.714	104	256	360	4.4	126	1.6	99	80	62	544	6.7
'79-80	79	16.5	127	301	.422	95	122	.779	89	139	228	2.9	98	1.2	92	47	53	350	4.4
'80-81	82	17.4	173	348	.497	97	127	.764	101	167	268	3.3	114	1.4	77	60	70	444	5.4
'81-82	81	21.5	189	380	.497	108	148	.730	97	197	294	3.6	149	1.8	98	59	70	486	6.0
'82-83	81	14.1	124	259	.479	81	110	.736	60	164	224	2.8	97	1.2	64	48	31	329	4.1
'83-84	65	11.3	55	124	.444	56	72	.778	29	71	100	1.5	48	0.7	42	19	20	167	2.6
'84-85	77	16.1	111	259	.429	53	74	.716	46	115	161	2.1	127	1.6	39	39	25	276	3.6
<b>TOTALS</b>	<b>627</b>	<b>17.3</b>	<b>1171</b>	<b>2436</b>	<b>.481</b>	<b>742</b>	<b>1012</b>	<b>.733</b>	<b>661</b>	<b>1331</b>	<b>1992</b>	<b>3.3</b>	<b>847</b>	<b>1.4</b>	<b>596</b>	<b>404</b>	<b>371</b>	<b>3088</b>	<b>4.9</b>

## PLAYOFFS

'77-78	2	18.5	4	8	.500	5	6	.833	2	4	6	3.0	3	1.5	2	2	0	13	6.5
'78-79	15	14.5	20	52	.385	13	21	.619	14	28	42	2.8	22	1.5	14	6	16	53	3.5
'79-80	8	17.5	17	33	.515	4	8	.500	8	14	22	2.8	10	1.3	7	4	5	38	4.8
'80-81	7	17.1	14	30	.467	10	15	.667	8	11	19	2.7	7	1.0	7	4	6	38	5.4
'81-82	7	18.1	14	32	.438	4	8	.500	8	8	16	2.3	14	2.0	5	8	13	32	4.6
'82-83	3	20.7	6	13	.462	2	2	1.000	4	8	12	4.0	5	1.7	4	2	5	14	4.7
'83-84	16	6.9	10	26	.385	4	6	.667	10	14	24	1.5	7	0.4	7	2	2	25	1.6
'84-85	3	21.3	3	12	.250	5	6	.833	3	5	8	2.7	10	3.3	6	1	4	11	3.7
<b>TOTALS</b>	<b>61</b>	<b>14.4</b>	<b>88</b>	<b>206</b>	<b>.427</b>	<b>47</b>	<b>72</b>	<b>.653</b>	<b>57</b>	<b>92</b>	<b>149</b>	<b>2.4</b>	<b>78</b>	<b>1.3</b>	<b>52</b>	<b>29</b>	<b>51</b>	<b>224</b>	<b>3.7</b>

33	Charlie Scott				6'6"		175 lbs.		G		North Carolina					
----	---------------	--	--	--	------	--	----------	--	---	--	----------------	--	--	--	--	--

Acquired: From Boston 3/14/72 for future considerations. Departed: To Boston 5/23/75 for Paul Westphal and two 2nd rd. picks.

YEAR	G	MIN	FGM	FGA	PCT	FTM	FTA	PCT	OR	DR	TR	AVG	AST	AVG	TO	STL	BLK	PTS	AVG
'71-72	6	29.5	48	113	.425	17	21	.810	—	—	23	3.8	26	4.3	—	—	—	113	18.8
'72-73	81	37.8	806	1809	.446	436	556	.784	—	—	342	4.2	495	6.1	—	—	—	2048	25.3
'73-74	52	38.5	538	1171	.459	246	315	.781	64	158	222	4.3	271	5.2	—	99	22	1322	25.4
'74-75	69	37.6	703	1594	.441	274	351	.781	72	201	273	4.0	311	4.5	—	111	24	1680	24.3
<b>TOTALS</b>	<b>208</b>	<b>37.7</b>	<b>2095</b>	<b>4687</b>	<b>.447</b>	<b>973</b>	<b>1243</b>	<b>.783</b>	<b>136</b>	<b>359</b>	<b>860</b>	<b>4.1</b>	<b>1103</b>	<b>5.3</b>	<b>—</b>	<b>210</b>	<b>46</b>	<b>5163</b>	<b>24.8</b>

## 4 Dennis Scott 6'8" 229 lbs. F Georgia Tech

Acquired: From Dallas 2/18/98 for Cedric Ceballos. Departed: Contract expired on 6/30/98.

YEAR	G	MIN	FGM	FGA	PCT	FTM	FTA	PCT	OR	DR	TR	AVG	AST	AVG	TO	STL	BLK	PTS	AVG
'97-98	29	17.0	71	162	.438	8	12	.667	8	42	50	1.7	24	0.8	12	10	7	181	6.2

### PLAYOFFS

'97-98	4	15.5	7	17	.412	0	0	.000	2	6	8	2.0	1	0.3	2	1	0	17	4.3
--------	---	------	---	----	------	---	---	------	---	---	---	-----	---	-----	---	---	---	----	-----

## 17 Paul Shirley 6'10" 230 lbs. F Iowa State

Acquired: Signed as free agent 10/1/04; 1/23/05. Departed: Waived 11/3/04; Contract expired on 6/30/05.

YEAR	G	MIN	FGM	FGA	PCT	FTM	FTA	PCT	OR	DR	TR	AVG	AST	AVG	TO	STL	BLK	PTS	AVG
'04-05	9	3.3	5	11	.455	2	4	.500	1	1	2	0.2	3	0.3	1	0	0	12	1.3

## 34 John Shumate 6'9" 235 lbs. F Notre Dame

Acquired: 1st rd., 1974 NBA Draft (4th Overall). Departed: To Buffalo 2/1/76 for Garfield Heard and 2nd rd. pick.

YEAR	G	MIN	FGM	FGA	PCT	FTM	FTA	PCT	OR	DR	TR	AVG	AST	AVG	TO	STL	BLK	PTS	AVG
'75-76	43	21.6	186	338	.550	115	183	.628	61	179	240	5.6	62	1.4	—	44	16	487	11.3

## 29 Paul Silas 6'7" 220 lbs. F Creighton

Acquired: From Atlanta 5/8/69 for Gary Gregor. Departed: To Boston 9/19/72 to complete deal for Charlie Scott.

YEAR	G	MIN	FGM	FGA	PCT	FTM	FTA	PCT	OR	DR	TR	AVG	AST	AVG	TO	STL	BLK	PTS	AVG
'69-70	78	36.4	373	804	.464	250	412	.607	—	—	916	11.7	214	2.7	—	—	—	996	12.8
'70-71	81	36.3	338	789	.428	285	416	.685	—	—	1015	12.5	247	3.0	—	—	—	961	11.9
'71-72	80	38.5	485	1031	.470	433	560	.773	—	—	955	11.9	343	4.3	—	—	—	1403	17.5
TOTALS	239	37.1	1196	2624	.456	968	1388	.697	—	—	2886	12.1	804	3.4	—	—	—	3360	14.1

### PLAYOFFS

'69-70	7	40.9	46	109	.422	21	32	.656	—	—	111	15.9	30	4.3	—	—	—	113	16.1
--------	---	------	----	-----	------	----	----	------	---	---	-----	------	----	-----	---	---	---	-----	------

## 20 Garret Siler 6'11" 300 lbs. C Augusta State

Acquired: Signed as a free agent on 9/27/10. Departed: Waived on 1/2/12.

YEAR	G	MIN	FGM	FGA	PCT	FTM	FTA	PCT	OR	DR	TR	AVG	AST	AVG	TO	STL	BLK	PTS	AVG
'10-11	21	4.8	17	31	.548	11	22	.500	16	12	28	1.3	3	0.1	10	1	4	45	2.1

## 19 Alvin Sims 6'4" 235 lbs. G Louisville

Acquired: Signed as free agent 4/28/99. Departed: Waived 5/4/99.

YEAR	G	MIN	FGM	FGA	PCT	FTM	FTA	PCT	OR	DR	TR	AVG	AST	AVG	TO	STL	BLK	PTS	AVG
'98-99	4	6.3	4	10	.400	2	5	.400	3	1	4	1.0	5	1.3	6	2	0	11	2.8

## 4 Courtney Sims 6'11" 245 lbs. C Michigan

Acquired: Signed 10-day contracts on 1/20/09 and 2/14/09. Departed: Contract expired on 2/25/09.

YEAR	G	MIN	FGM	FGA	PCT	FTM	FTA	PCT	OR	DR	TR	AVG	AST	AVG	TO	STL	BLK	PTS	AVG
'08-09	1	2.0	0	0	.000	0	0	.000	0	0	0	0.0	0	0.0	1	0	0	0	0.0

## 14 Sean Singletary 6'0" 185 lbs. G Virginia

Acquired: From Houston 8/25/08 in exchange for D.J. Strawberry. Departed: Traded along with Raja Bell and Boris Diaw to Charlotte on 12/10/08 in exchange for Jason Richardson, Jared Dudley and a 2010 second-round pick.

YEAR	G	MIN	FGM	FGA	PCT	FTM	FTA	PCT	OR	DR	TR	AVG	AST	AVG	TO	STL	BLK	PTS	AVG
'08-09	13	9.4	12	37	.324	6	6	1.000	5	11	16	1.2	12	0.9	5	6	0	34	2.6

## 54 Brian Skinner 6'9" 255 lbs. F/C Baylor

Acquired: Signed as free agent 10/1/07. Departed: Contract expired on 6/30/08.

YEAR	G	MIN	FGM	FGA	PCT	FTM	FTA	PCT	OR	DR	TR	AVG	AST	AVG	TO	STL	BLK	PTS	AVG
'07-08	66	12.8	92	198	.465	33	63	.524	63	175	238	3.6	15	0.2	39	21	77	219	3.3

### PLAYOFFS

'07-08	4	5.3	2	4	.500	4	8	.500	0	3	3	0.8	0	0.0	0	0	3	8	2.0
--------	---	-----	---	---	------	---	---	------	---	---	---	-----	---	-----	---	---	---	---	-----

## 14 Tony Smith 6'4" 205 lbs. G Marquette

Acquired: Signed as free agent 11/1/95. Departed: To Miami 1/22/96 for Terrence Rencher.

YEAR	G	MIN	FGM	FGA	PCT	FTM	FTA	PCT	OR	DR	TR	AVG	AST	AVG	TO	STL	BLK	PTS	AVG
'95-96	34	15.5	70	173	.405	24	37	.649	24	32	56	1.6	86	2.5	40	21	5	189	5.6

## 10 Dick Snyder 6'5" 210 lbs. G Davidson

Acquired: 1968 Expansion Draft from Atlanta. Departed: To Seattle 10/26/69 for Art Harris.

YEAR	G	MIN	FGM	FGA	PCT	FTM	FTA	PCT	OR	DR	TR	AVG	AST	AVG	TO	STL	BLK	PTS	AVG
'68-69	81	26.0	399	846	.472	185	255	.725	—	—	328	4.0	211	2.6	—	—	—	983	12.1
'69-70	6	24.5	22	45	.489	7	8	.875	—	—	15	2.5	9	1.5	—	—	—	51	8.5
TOTALS	87	25.9	421	891	.473	192	263	.730	—	—	343	3.9	220	2.5	—	—	—	1034	11.9

## 40 Ricky Sobers 6'3" 198 lbs. G UNLV

Acquired: 1st rd., 1975 NBA Draft (16th Overall). Departed: To Indiana 9/6/77 for Don Buse.

YEAR	G	MIN	FGM	FGA	PCT	FTM	FTA	PCT	OR	DR	TR	AVG	AST	AVG	TO	STL	BLK	PTS	AVG
'75-76	78	24.3	280	623	.449	158	192	.823	80	179	259	3.3	215	2.8	—	106	7	718	9.2
'76-77	79	25.4	414	834	.496	243	289	.841	82	152	234	3.0	238	3.0	—	93	14	1071	13.6
TOTALS	157	24.9	694	1457	.476	401	481	.834	162	331	493	3.1	453	2.9	—	199	21	1789	11.4

### PLAYOFFS

'75-76	19	29.6	96	205	.468	55	66	.833	20	43	63	3.3	79	4.2	—	18	6	247	13.0
--------	----	------	----	-----	------	----	----	------	----	----	----	-----	----	-----	---	----	---	-----	------

11	Alex Stivins					6'8"		215 lbs.		F	Colorado								
Acquired: Signed as free agent 9/29/92.										Departed: Waived 12/26/92.									
YEAR	G	MIN	FG	FGA	PCT	FTM	FTA	PCT	OR	DR	TR	AVG	AST	AVG	TO	STL	BLK	PTS	AVG
'92-93	10	3.5	11	18	.611	0	0	.000	2	6	8	0.8	1	0.1	5	1	1	22	2.2

1	Amar'e Stoudemire					6'10"		249 lbs.		F/C		Cypress Creek H.S. (Fla.)							
Acquired: 1st rd., 2002 NBA Draft (ninth overall).										Departed: To New York 7/9/10 in sign-and-trade.									
YEAR	G	MIN	FGM	FGA	PCT	FTM	FTA	PCT	OR	DR	TR	AVG	AST	AVG	TO	STL	BLK	PTS	AVG
02-03	82	31.3	392	830	.472	320	484	.661	250	471	721	8.8	78	1.0	189	62	87	1106	13.5
03-04	55	36.9	411	865	.475	310	435	.713	157	339	496	9.0	78	1.4	177	64	89	1133	20.6
04-05	80	36.1	747	1336	.559	583	795	.733	219	494	713	8.9	131	1.6	189	77	130	2080	26.0
05-06	3	16.7	9	27	.333	8	9	.889	6	10	16	5.3	2	0.7	1	1	3	26	8.7
06-07	82	32.8	607	1055	.575	457	585	.781	222	564	786	9.6	84	1.0	232	78	110	1671	20.4
07-08	79	33.9	714	1211	.590	556	691	.805	178	541	719	9.1	118	1.5	174	64	163	1989	25.2
08-09	53	36.8	404	749	.539	323	387	.835	116	314	430	8.1	104	2.0	150	49	57	1134	21.4
09-10	82	34.6	704	1284	.557	487	632	.771	230	502	732	8.9	82	1.0	213	52	83	1896	23.1
TOTALS	516	34.3	3988	7337	.544	3044	4018	.758	1378	3235	4613	8.9	677	1.3	1325	447	722	11035	21.4

## PLAYOFFS

YEAR	G	MIN	FGM	FGA	PCT	FTM	FTA	PCT	OR	DR	TR	AVG	AST	AVG	TO	STL	BLK	PTS	AVG
'02-03	6	33.8	34	65	.523	16	28	.571	16	31	47	7.8	7	1.2	19	10	9	85	14.2
'04-05	15	40.1	153	284	.539	143	183	.781	60	100	160	10.7	18	1.2	47	10	30	449	29.9
'06-07	10	34.3	91	174	.523	70	91	.769	30	91	121	12.1	6	0.6	19	13	19	253	25.3
'07-08	5	40.8	48	99	.485	19	30	.633	15	30	45	9.0	2	0.4	14	7	12	116	23.2
'09-10	16	36.5	124	239	.519	107	142	.754	46	60	106	6.6	18	1.1	40	11	24	355	22.2
TOTALS	52	37.2	450	861	.523	355	474	.749	167	312	479	9.2	51	1.0	139	51	94	1258	24.2

23	Paul Stovall										6'4"		225 lbs.		G	Arizona State													
Acquired: From L.A. Lakers 9/19/72 for two draft picks.																				Departed: Waived 9/14/73.									
YEAR	G	MIN	FGM	FGA	PCT	FTM	FTA	PCT	OR	DR	TR	AVG	AST	AVG	TO	STL	BLK	PTS	AVG										
'72-73	25	8.4	26	76	.342	24	38	.632	—	—	61	2.4	13	0.5	—	—	—	76	3.0										

8	D.J. Strawberry						6'5"		201 lbs.		G	Maryland							
Acquired: 2nd rd., 2007 NBA Draft (59th Overall).										Departed: To Houston for Sean Singletary on 8/25/08.									
YEAR	G	MIN	FGM	PCT	FTM	FTA	PCT	OR	DR	TR	AVG	AST	AVG	TO	STL	BLK	PTS	AVG	
'07-08	33	8.2	29	92	.315	9	19	.474	9	19	28	0.8	30	0.9	11	12	6	73	2.2
PLAYOFFS																			
'07-08	1	5.0	0	4	.000	0	0	.000	0	1	1	1.0	0	0.0	0	0	0	0	0.0

4	Stromile Swift					6'10"		220 lbs.		F	Louisiana State								
Acquired: Signed as a free agent for the remainder of the season on 3/4/09.										Departed: Contract expired 6/30/09.									
YEAR	G	MIN	FGM	FGA	PCT	FTM	FTA	PCT	OR	DR	TR	AVG	AST	AVG	TO	STL	BLK	PTS	AVG
'08-09	13	9.3	15	41	.366	8	15	.533	11	22	33	2.5	2	0.2	9	4	6	39	3.0

4	Aaron Swinson					6'5"		230 lbs.		G	Auburn									
Acquired: Signed as free agent 9/15/94.										Departed: Waived 12/29/94.										
YEAR	G	MIN	FGM	FGA	PCT	FTM	FTA	PCT	OR	DR	TR	AVG	AST	AVG	TO	STL	BLK	PTS	AVG	
'94-95	9	5.7	10	18	.556	4	5	.800	3	5	8	0.9	3	0.3	5	1	0	24	2.7	

1	Yuta Tabuse					5'9"		165 lbs.		G	BYU-Hawaii									
Acquired: Signed as free agent 9/7/04.										Departed: Waived 12/18/04.										
YEAR	G	MIN	FGM	FGA	PCT	FTM	FTA	PCT	OR	DR	TR	AVG	AST	AVG	TO	STL	BLK	PTS	AVG	
'04-05	4	4.3	1	6	.167	4	4	1.000	2	2	4	1.0	3	0.8	1	0	0	7	1.8	

10	Fred Taylor					6'5"		187 lbs.		G	Pan American								
Acquired: 2nd rd., 1970 NBA Draft (27th Overall).										Departed: To Cincinnati 12/27/71 for two 3rd rd. picks.									
YEAR	G	MIN	FGM	FGA	PCT	FTM	FTA	PCT	OR	DR	TR	AVG	AST	AVG	TO	STL	BLK	PTS	AVG
'70-71	54	10.2	110	284	.387	78	125	.624	—	—	86	1.6	51	0.9	—	—	—	298	5.5
'71-72	13	5.3	6	27	.222	4	13	.308	—	—	17	1.3	7	0.5	—	—	—	16	1.2
TOTALS	67	9.2	116	311	.373	82	138	.594	—	—	103	1.5	58	0.9	—	—	—	314	4.7

32	Ira Terrell					6'8"		209 lbs.		F	Southern Methodist								
Acquired: 3rd rd., 1976 NBA Draft (45th Overall).										Departed: Waived 10/12/78.									
YEAR	G	MIN	FGM	FGA	PCT	FTM	FTA	PCT	OR	DR	TR	AVG	AST	AVG	TO	STL	BLK	PTS	AVG
'76-77	78	22.4	277	545	.508	111	176	.631	99	288	387	5.0	103	1.3	—	41	47	665	8.5

40	David Thirdkill										6'7"		214 lbs.		F	Bradley					
Acquired: 1st rd., 1982 NBA Draft (15th Overall).										Departed: To Detroit 10/17/83 for two 2nd rd. picks.											
YEAR	G	MIN	FGM	FGA	PCT	FTM	FTA	PCT	OR	DR	TR	AVG	AST	AVG	TO	STL	BLK	PTS	AVG		
'82-83	49	10.6	74	170	.435	45	78	.577	28	44	72	1.5	36	0.7	48	19	4	194	4.0		

40	Joe Thomas					6'6"		205 lbs.		F	Marquette								
Acquired: 6th rd., 1970 NBA Draft (95th Overall).										Departed: Waived 9/21/71.									
YEAR	G	MIN	FGM	FGA	PCT	FTM	FTA	PCT	OR	DR	TR	AVG	AST	AVG	TO	STL	BLK	PTS	AVG
'70-71	39	5.2	23	86	.267	9	20	.450	—	—	43	1.1	17	0.4	—	—	—	55	1.4



## 40 Kurt Thomas 6'9" 235 lbs. C Texas Christian

**Acquired:** From New York 6/28/05 along with the draft rights to Dijon Thompson (54th Overall) for Quentin Richardson and the draft rights to Nate Robinson (21st Overall). **Departed:** To Seattle 7/20/07 along with 2008 and 2010 first-round picks for a conditional 2009 second-round pick (via Orlando).

YEAR	G	MIN	FGM	FGA	PCT	FTM	FTA	PCT	OR	DR	TR	AVG	AST	AVG	TO	STL	BLK	PTS	AVG
'05-06	53	26.6	190	391	.486	75	92	.815	102	313	415	7.8	57	1.1	57	23	57	455	8.6
'06-07	67	18.0	126	259	.486	56	71	.789	86	293	379	5.7	24	0.4	35	24	29	308	4.6
<b>TOTALS</b>	<b>120</b>	<b>21.8</b>	<b>316</b>	<b>650</b>	<b>.486</b>	<b>131</b>	<b>163</b>	<b>.804</b>	<b>188</b>	<b>606</b>	<b>794</b>	<b>6.6</b>	<b>81</b>	<b>0.7</b>	<b>92</b>	<b>47</b>	<b>86</b>	<b>763</b>	<b>6.4</b>

### PLAYOFFS

'05-06	1	6.0	0	0	—	1	2	.500	0	1	1	1.0	0	0.0	0	0	0	1	1.0
'06-07	11	19.3	34	65	.523	15	17	.882	11	43	54	4.9	12	1.1	9	6	9	83	7.5
<b>TOTALS</b>	<b>12</b>	<b>18.2</b>	<b>34</b>	<b>65</b>	<b>.523</b>	<b>16</b>	<b>19</b>	<b>.842</b>	<b>11</b>	<b>44</b>	<b>55</b>	<b>4.6</b>	<b>12</b>	<b>1.0</b>	<b>9</b>	<b>6</b>	<b>9</b>	<b>84</b>	<b>7.0</b>

## 2 Tim Thomas 6'10" 235 lbs. F Villanova

**Acquired:** Signed as free agent 3/3/06. **Departed:** Contract expired on 6/30/06.

YEAR	G	MIN	FGM	FGA	PCT	FTM	FTA	PCT	OR	DR	TR	AVG	AST	AVG	TO	STL	BLK	PTS	AVG
'05-06	26	24.4	107	246	.435	28	42	.667	22	105	127	4.9	18	0.7	32	16	6	287	11.0

### PLAYOFFS

'05-06	20	31.8	108	220	.491	38	49	.776	16	110	126	6.3	25	1.3	22	18	8	302	15.1
--------	----	------	-----	-----	------	----	----	------	----	-----	-----	-----	----	-----	----	----	---	-----	------

## 7 Bernard Thompson 6'6" 208 lbs. G Fresno State

**Acquired:** From Portland 6/14/85 for 2nd rd. pick. **Departed:** Selected by Charlotte Hornets in expansion draft 6/23/88.

YEAR	G	MIN	FGM	FGA	PCT	FTM	FTA	PCT	OR	DR	TR	AVG	AST	AVG	TO	STL	BLK	PTS	AVG
'85-86	61	21.0	195	399	.489	127	157	.809	58	83	141	2.3	132	2.2	90	51	10	517	8.5
'86-87	24	13.8	42	105	.400	27	33	.818	20	11	31	1.3	18	0.8	16	11	5	111	4.6
'87-88	37	15.3	74	159	.465	43	60	.717	40	36	76	2.1	51	1.4	21	21	1	191	5.2
<b>TOTALS</b>	<b>122</b>	<b>17.9</b>	<b>311</b>	<b>663</b>	<b>.469</b>	<b>197</b>	<b>250</b>	<b>.781</b>	<b>118</b>	<b>130</b>	<b>248</b>	<b>2.0</b>	<b>201</b>	<b>1.7</b>	<b>127</b>	<b>83</b>	<b>16</b>	<b>819</b>	<b>6.7</b>

## 1 Dijon Thompson 6'7" 195 lbs. G UCLA

**Acquired:** Draft rights (54th Overall) from New York 6/28/05 with Kurt Thomas for Quentin Richardson and the draft rights to Nate Robinson (21st Overall). **Departed:** Contract expired 6/30/06.

YEAR	G	MIN	FGM	FGA	PCT	FTM	FTA	PCT	OR	DR	TR	AVG	AST	AVG	TO	STL	BLK	PTS	AVG
'05-06	10	4.3	11	25	.440	2	2	1.000	0	4	7	1.1	1	0.1	2	3	1	28	2.8

## 4 Brooks Thompson 6'4" 195 lbs. G Oklahoma State

**Acquired:** Signed as a free agent 12/11/97. **Departed:** Waived 1/30/98.

YEAR	G	MIN	FGM	FGA	PCT	FTM	FTA	PCT	OR	DR	TR	AVG	AST	AVG	TO	STL	BLK	PTS	AVG
'97-98	13	3.5	10	27	.370	1	3	.333	1	4	5	0.4	3	0.2	5	4	0	26	2.0

## 23 Wayman Tisdale 6'9" 260 lbs. F Oklahoma

**Acquired:** Signed as free agent 9/16/94. **Departed:** Contract expired on 6/30/97.

YEAR	G	MIN	FGM	FGA	PCT	FTM	FTA	PCT	OR	DR	TR	AVG	AST	AVG	TO	STL	BLK	PTS	AVG
'94-95	65	19.6	278	574	.484	94	122	.770	83	164	247	3.8	45	0.7	124	29	27	650	10.0
'95-96	63	18.3	279	564	.495	113	149	.765	55	159	214	3.4	58	0.9	63	15	36	672	10.7
'96-97	53	14.7	158	371	.426	30	48	.625	35	85	120	2.3	20	0.4	36	8	21	346	6.5
<b>TOTALS</b>	<b>181</b>	<b>17.7</b>	<b>715</b>	<b>1509</b>	<b>.474</b>	<b>238</b>	<b>319</b>	<b>.746</b>	<b>173</b>	<b>408</b>	<b>581</b>	<b>3.2</b>	<b>123</b>	<b>0.7</b>	<b>163</b>	<b>52</b>	<b>84</b>	<b>1668</b>	<b>9.2</b>

### PLAYOFFS

'94-95	10	17.0	32	71	.451	9	14	.643	6	24	30	3.0	11	1.1	6	0	4	73	7.3
'95-96	4	16.8	10	30	.333	1	2	.500	3	1	4	1.0	2	0.5	1	1	1	21	5.3
'96-97	4	9.0	6	15	.400	0	0	—	2	5	7	1.8	0	0.0	1	0	0	12	3.0
<b>TOTALS</b>	<b>18</b>	<b>15.2</b>	<b>48</b>	<b>116</b>	<b>.414</b>	<b>10</b>	<b>16</b>	<b>.625</b>	<b>11</b>	<b>30</b>	<b>41</b>	<b>2.3</b>	<b>12</b>	<b>0.7</b>	<b>8</b>	<b>1</b>	<b>5</b>	<b>106</b>	<b>5.9</b>

## 15 Sedrick Toney 6'2" 178 lbs. G Dayton

**Acquired:** Signed as free agent 3/29/86. **Departed:** Waived 10/23/86.

YEAR	G	MIN	FGM	FGA	PCT	FTM	FTA	PCT	OR	DR	TR	AVG	AST	AVG	TO	STL	BLK	PTS	AVG
'85-86	10	20.6	26	59	.441	20	30	.667	3	20	23	2.3	26	2.6	22	5	0	75	7.5

## 15 Cezary Trybanski 7'2" 240 lbs. C Pruszkow (Poland)

**Acquired:** From Memphis 9/30/03 with Brevin Knight, Robert Archibald for Jake Tsakalidis, Bo Outlaw. **Departed:** To New York 1/5/04 with Stephon Marbury, Anfernee Hardaway for Antonio McDyess, Howard Eisley, Charlie Ward, Maciej Lampe, the draft rights to Milos Vujanovic, two future 1st rd. picks and cash.

YEAR	G	MIN	FGM	FGA	PCT	FTM	FTA	PCT	OR	DR	TR	AVG	AST	AVG	TO	STL	BLK	PTS	AVG
'03-04	4	2.5	0	2	.000	0	0	—	0	1	1	0.3	0	0.0	2	1	1	0	0.0

## 25 Jake Tsakalidis 7'2" 285 lbs. C Republic of Georgia

**Acquired:** 1st rd., 2000 NBA Draft (25th Overall). **Departed:** To Memphis 9/30/03 with Bo Outlaw for Brevin Knight, Robert Archibald, Cezary Trybanski.

YEAR	G	MIN	FGM	FGA	PCT	FTM	FTA	PCT	OR	DR	TR	AVG	AST	AVG	TO	STL	BLK	PTS	AVG
'00-01	57	16.6	101	215	.470	54	91	.593	83	159	242	4.2	19	0.3	66	10	55	256	4.5
'01-02	67	23.6	190	400	.475	111	159	.698	130	244	374	5.6	23	0.3	78	23	69	491	7.3
'02-03	33	16.5	61	135	.452	39	58	.672	45	77	122	3.7	13	0.4	26	6	17	908	4.9
<b>TOTALS</b>	<b>157</b>	<b>19.6</b>	<b>352</b>	<b>750</b>	<b>.469</b>	<b>204</b>	<b>308</b>	<b>.662</b>	<b>45</b>	<b>77</b>	<b>122</b>	<b>4.7</b>	<b>55</b>	<b>0.4</b>	<b>170</b>	<b>39</b>	<b>141</b>	<b>908</b>	<b>5.8</b>

### PLAYOFFS

'00-01	4	18.8	6	16	.375	0	0	—	10	28	38	7.0	0	0.0	1	0	7	12	3.0
--------	---	------	---	----	------	---	---	---	----	----	----	-----	---	-----	---	---	---	----	-----

## 15 Nikoloz Tskitishvili 7'0" 225 lbs. F Republic of Georgia

Acquired: From Minnesota 1/26/06 for a 2006 2nd rd. pick. Departed: Waived 6/29/06.

YEAR	G	MIN	FGM	FGA	PCT	FTM	FTA	PCT	OR	DR	TR	AVG	AST	AVG	TO	STL	BLK	PTS	AVG
'05-06	12	7.2	12	33	.364	8	12	.667	9	11	20	1.7	3	0.3	4	1	2	33	2.8

### PLAYOFFS

'05-06	3	2.0	0	3	.000	1	2	.500	0	1	1	0.3	2	0.5	1	0	0	1	0.3
--------	---	-----	---	---	------	---	---	------	---	---	---	-----	---	-----	---	---	---	---	-----

## 29 Alando Tucker 6'6" 205 lbs. F Wisconsin

Acquired: 1st rd., 2007 NBA Draft (29th overall). Departed: To Minnesota 12/29/09 with a second-round pick and cash for Jason Hart

YEAR	G	MIN	FGM	FGA	PCT	FTM	FTA	PCT	OR	DR	TR	AVG	AST	AVG	TO	STL	BLK	PTS	AVG
'07-08	6	8.0	8	22	.364	5	6	.833	4	4	8	1.3	0	0.0	0	0	1	22	3.7
'08-09	30	9.4	52	121	.430	26	33	.788	19	12	31	1.0	12	0.4	14	5	1	138	4.6
'09-10	11	6.5	13	30	.433	16	21	.762	5	2	7	0.6	3	0.3	4	0	0	43	3.9
<b>TOTALS</b>	<b>47</b>	<b>8.5</b>	<b>73</b>	<b>173</b>	<b>.422</b>	<b>47</b>	<b>60</b>	<b>.783</b>	<b>28</b>	<b>18</b>	<b>46</b>	<b>1.0</b>	<b>15</b>	<b>0.3</b>	<b>18</b>	<b>5</b>	<b>2</b>	<b>203</b>	<b>4.3</b>

## 19 Hedo Turkoglu 6'10" 220 lbs. F Efes Pilsen (Turkey)

Acquired: From Toronto 7/14/10 for Leandro Barbosa and Dwayne Jones. Departed: To Orlando 12/18/10 with Jason Richardson and Earl Clark for Vince Carter, Marcin Gortat, Mickael Pietrus, a 2011 firstround pick and cash considerations.

YEAR	G	MIN	FGM	FGA	PCT	FTM	FTA	PCT	OR	DR	TR	AVG	AST	AVG	TO	STL	BLK	PTS	AVG
'10-11	25	630	85	193	.400	26	36	.722	20	80	100	4.0	58	2.3	31	18	14	237	9.5

## 5 Dick Van Arsdale 6'5" 202 lbs. G/F Indiana

Acquired: 1968 Expansion Draft from New York. Departed: Retired 5/12/77.

YEAR	G	MIN	FGM	FGA	PCT	FTM	FTA	PCT	OR	DR	TR	AVG	AST	AVG	TO	STL	BLK	PTS	AVG
'68-69	80	42.4	612	1386	.442	454	644	.705	—	—	548	6.9	388	4.9	—	—	—	1678	21.0
'69-70	77	38.5	592	1166	.508	459	575	.798	—	—	264	3.4	338	4.4	—	—	—	1643	21.3
'70-71	81	39.0	609	1346	.452	553	682	.811	—	—	316	3.9	329	4.1	—	—	—	1771	21.9
'71-72	82	37.8	545	1178	.463	529	626	.845	—	—	334	4.1	297	3.6	—	—	—	1619	19.7
'72-73	81	36.8	532	1118	.476	426	496	.859	—	—	326	4.0	268	3.3	—	—	—	1490	18.4
'73-74	78	36.3	514	1028	.500	361	423	.853	66	155	221	2.8	324	4.2	—	96	17	1389	17.8
'74-75	70	34.6	412	895	.470	282	339	.832	52	137	189	2.7	195	2.8	—	81	11	1124	16.1
'75-76	58	32.2	276	570	.484	195	235	.830	39	98	137	2.4	140	2.4	—	52	11	747	12.9
'76-77	78	19.7	227	498	.456	145	166	.873	31	86	117	1.5	120	1.5	—	35	5	599	7.7
<b>TOTALS</b>	<b>685</b>	<b>35.4</b>	<b>4319</b>	<b>9185</b>	<b>.470</b>	<b>3404</b>	<b>4186</b>	<b>.813</b>	<b>188</b>	<b>476</b>	<b>2452</b>	<b>3.6</b>	<b>2399</b>	<b>3.5</b>	<b>—</b>	<b>264</b>	<b>44</b>	<b>12060</b>	<b>17.6</b>

### PLAYOFFS

'69-70	7	36.4	43	100	.430	29	33	.879	—	—	18	2.6	29	4.1	—	—	—	115	16.4
'75-76	19	24.8	61	125	.488	40	46	.870	10	13	23	1.2	38	2.0	—	13	2	162	8.5
<b>TOTALS</b>	<b>26</b>	<b>27.9</b>	<b>104</b>	<b>225</b>	<b>.462</b>	<b>69</b>	<b>79</b>	<b>.873</b>	<b>10</b>	<b>13</b>	<b>41</b>	<b>1.6</b>	<b>67</b>	<b>2.6</b>	<b>—</b>	<b>13</b>	<b>2</b>	<b>277</b>	<b>10.7</b>

## 4 Tom Van Arsdale 6'5" 202 lbs. F Indiana

Acquired: From Buffalo 8/25/76 for 2nd rd. pick. Departed: Retired 4/10/77.

YEAR	G	MIN	FGM	FGA	PCT	FTM	FTA	PCT	OR	DR	TR	AVG	AST	AVG	TO	STL	BLK	PTS	AVG
'76-77	77	18.5	171	395	.433	102	145	.703	47	137	184	2.4	67	0.9	20	3	—	444	5.8

## 30 Nick Vanos 7'2" 260 lbs. C Santa Clara

Acquired: 2nd rd., 1985 NBA Draft (32nd Overall). Departed: Killed on Northwest Flight 255 in Detroit 8/16/87.

YEAR	G	MIN	FGM	FGA	PCT	FTM	FTA	PCT	OR	DR	TR	AVG	AST	AVG	TO	STL	BLK	PTS	AVG
'85-86	11	18.4	23	72	.319	8	23	.348	21	39	60	5.5	16	1.5	20	2	5	54	4.9
'86-87	57	11.2	65	158	.411	38	59	.644	67	113	180	3.2	43	0.8	48	19	23	168	2.9
<b>TOTALS</b>	<b>68</b>	<b>12.4</b>	<b>88</b>	<b>230</b>	<b>.383</b>	<b>46</b>	<b>82</b>	<b>.561</b>	<b>88</b>	<b>152</b>	<b>240</b>	<b>3.5</b>	<b>59</b>	<b>0.9</b>	<b>68</b>	<b>21</b>	<b>28</b>	<b>222</b>	<b>3.3</b>

## 43 Jake Voskuhl 6'11" 255 lbs. C Connecticut

Acquired: From Chicago 10/29/01 for Soumaila Samake and a 2003 2nd rd. pick. Departed: To Charlotte Bobcats 8/2/05 for a conditional 2nd rd. pick.

YEAR	G	MIN	FGM	FGA	PCT	FTM	FTA	PCT	OR	DR	TR	AVG	AST	AVG	TO	STL	BLK	PTS	AVG
'01-02	59	15.3	107	193	.554	82	109	.752	103	147	250	4.2	18	0.3	48	11	23	296	5.0
'02-03	65	14.6	92	163	.564	64	96	.667	97	128	225	3.5	36	0.6	48	18	29	248	3.8
'03-04	66	24.3	152	300	.507	134	181	.740	123	220	343	5.2	57	0.9	77	42	25	438	6.6
'04-05	38	9.5	27	59	.458	26	38	.684	30	62	92	2.4	17	0.4	20	4	11	80	2.4
<b>TOTALS</b>	<b>228</b>	<b>16.7</b>	<b>378</b>	<b>715</b>	<b>.529</b>	<b>306</b>	<b>424</b>	<b>.721</b>	<b>353</b>	<b>557</b>	<b>910</b>	<b>4.0</b>	<b>128</b>	<b>0.5</b>	<b>193</b>	<b>75</b>	<b>88</b>	<b>1062</b>	<b>4.7</b>

### PLAYOFFS

'02-03	6	16.3	12	17	.706	12	13	.923	9	13	22	3.7	2	0.3	6	4	4	36	6.0
--------	---	------	----	----	------	----	----	------	---	----	----	-----	---	-----	---	---	---	----	-----

## 4 Jackson Vroman 6'10" 220 lbs. F/C Iowa State

Acquired: Draft rights (31st Overall) from Chicago 6/24/04 with a 1st rd. pick and cash for the draft rights to Luol Deng. Departed: To New Orleans 1/21/05 with Casey Jacobsen and Maciej Lampe for Jim Jackson and a 2005 2nd rd. pick (via Dallas).

YEAR	G	MIN	FGM	FGA	PCT	FTM	FTA	PCT	OR	DR	TR	AVG	AST	AVG	TO	STL	BLK	PTS	AVG
'04-05	10	5.7	6	16	.375	4	7	.571	5	8	13	1.3	7	0.7	7	3	2	16	1.6

## 41 Neal Walk 6'10" 220 lbs. C Florida

**Acquired:** 1st rd., 1969 NBA Draft (2nd Overall). **Departed:** To New Orleans Jazz 9/16/74 with 2nd rd. pick for Curtis Perry, Nate Hawthorne, Dennis Awtrey and 1st rd. pick.

YEAR	G	MIN	FGM	FGA	PCT	FTM	FTA	PCT	OR	DR	TR	AVG	AST	AVG	TO	STL	BLK	PTS	AVG
'69-70	82	17.0	257	547	.470	155	242	.640	—	—	455	5.5	80	1.0	—	—	—	669	8.2
'70-71	82	24.8	426	945	.451	205	268	.765	—	—	674	8.2	117	1.4	—	—	—	1057	12.9
'71-72	81	26.4	506	1057	.479	256	344	.744	—	—	665	8.2	151	1.9	—	—	—	1268	15.7
'72-73	81	38.4	678	1455	.466	279	355	.786	—	—	1006	12.4	287	3.5	—	—	—	1635	20.2
'73-74	82	31.1	573	1245	.460	235	297	.791	235	602	837	10.2	331	4.0	—	73	57	1381	16.8
<b>TOTALS</b>	<b>408</b>	<b>27.5</b>	<b>2440</b>	<b>5249</b>	<b>.465</b>	<b>1130</b>	<b>1506</b>	<b>.750</b>	<b>235</b>	<b>602</b>	<b>3637</b>	<b>8.9</b>	<b>966</b>	<b>2.4</b>	<b>—</b>	<b>73</b>	<b>57</b>	<b>6010</b>	<b>14.7</b>

### PLAYOFFS

'69-70	5	12.6	17	43	.395	6	8	.750	—	—	35	7.0	2	0.4	—	—	—	40	8.0
--------	---	------	----	----	------	---	---	------	---	---	----	-----	---	-----	---	---	---	----	-----

## 22 John Wallace 6'9" 225 lbs. F Syracuse

**Acquired:** From Detroit 7/18/01 with Jud Buechler for Clifford Robinson. **Departed:** Contract expired 6/30/02.

YEAR	G	MIN	FGM	FGA	PCT	FTM	FTA	PCT	OR	DR	TR	AVG	AST	AVG	TO	STL	BLK	PTS	AVG
'01-02	46	10.7	93	214	.435	40	46	.870	27	58	85	1.8	29	0.6	29	11	9	231	5.0

## 23 Bob Wartick 6'5" 200 lbs. G Pepperdine

**Acquired:** Signed as free agent 11/8/68. **Departed:** Waived 9/11/69.

YEAR	G	MIN	FGM	FGA	PCT	FTM	FTA	PCT	OR	DR	TR	AVG	AST	AVG	TO	STL	BLK	PTS	AVG
'68-69	63	15.5	212	501	.423	83	137	.606	—	—	151	2.4	131	2.1	—	—	—	507	8.0

## 21 Hakim Warrick 6'9" 219 lbs. F Syracuse

**Acquired:** From Chicago on 7/9/10 in sign-and-trade for 2011 second-round pick. **Departed:** Traded to New Orleans on 7/27/12 as part of a three-team deal featuring the Suns, Hornets and Timberwolves.

YEAR	G	MIN	FGM	FGA	PCT	FTM	FTA	PCT	OR	DR	TR	AVG	AST	AVG	TO	STL	BLK	PTS	AVG
'10-11	80	17.7	228	446	.511	212	294	.721	88	208	296	3.7	69	0.9	79	32	9	669	8.4
'11-12	35	14.4	74	180	.411	76	99	.768	31	61	92	2.6	30	0.9	36	8	3	225	6.4
<b>TOTALS</b>	<b>115</b>	<b>16.7</b>	<b>302</b>	<b>626</b>	<b>.482</b>	<b>288</b>	<b>393</b>	<b>.733</b>	<b>119</b>	<b>269</b>	<b>388</b>	<b>3.4</b>	<b>99</b>	<b>0.9</b>	<b>115</b>	<b>40</b>	<b>12</b>	<b>894</b>	<b>7.8</b>

## 10 Jeff Webb 6'4" 170 lbs. G Kansas State

**Acquired:** Signed as free agent 1/4/72. **Departed:** Waived 9/25/72.

YEAR	G	MIN	FGM	FGA	PCT	FTM	FTA	PCT	OR	DR	TR	AVG	AST	AVG	TO	STL	BLK	PTS	AVG
'71-72	27	4.8	31	65	.477	5	10	.500	—	—	17	0.6	16	0.6	—	—	—	67	2.5

## 31 Walt Wesley 6'11" 230 lbs. F Kansas

**Acquired:** From Cleveland 11/22/72 for 3rd rd. pick. **Departed:** To Washington 10/9/73 for two future draft picks.

YEAR	G	MIN	FGM	FGA	PCT	FTM	FTA	PCT	OR	DR	TR	AVG	AST	AVG	TO	STL	BLK	PTS	AVG
'72-73	45	8.1	63	155	.406	18	34	.529	—	—	113	2.5	24	0.5	—	—	—	144	3.2

## 41 Mark West 6'10" 246 lbs. C Old Dominion

**Acquired:** From Cleveland 2/25/88 with Kevin Johnson, Cleveland's 1st & 2nd rd. picks & L.A. Lakers' 2nd rd. pick for Larry Nance, Mike Sanders & Detroit's 1st rd. pick; Signed as free agent 10/19/99. **Departed:** To Detroit 8/1/94 for two 2nd rd. picks; Waived 3/25/00.

YEAR	G	MIN	FGM	FGA	PCT	FTM	FTA	PCT	OR	DR	TR	AVG	AST	AVG	TO	STL	BLK	PTS	AVG
'87-88	29	31.6	134	257	.521	75	132	.568	82	160	242	8.3	24	0.8	82	22	68	343	11.8
'88-89	82	24.6	243	372	.653	108	202	.535	167	384	551	6.7	39	0.5	103	35	187	594	7.2
'89-90	82	29.6	331	530	.625	199	288	.691	212	516	728	8.9	45	0.6	126	36	184	861	10.5
'90-91	82	23.9	247	382	.647	135	206	.655	171	393	564	6.9	37	0.5	86	32	161	629	7.7
'91-92	82	17.5	196	310	.632	109	171	.637	134	238	372	4.5	22	0.3	82	14	82	501	6.1
'92-93	82	19.0	175	285	.614	86	166	.518	153	305	458	5.6	29	0.4	93	16	103	436	5.3
'93-94	82	15.0	162	286	.566	58	116	.500	112	183	295	3.6	33	0.4	74	31	109	382	4.7
'99-00	22	5.8	5	12	.417	5	8	.625	6	25	31	1.4	2	0.1	6	2	4	15	0.7
<b>TOTALS</b>	<b>543</b>	<b>21.4</b>	<b>1493</b>	<b>2434</b>	<b>.613</b>	<b>775</b>	<b>1289</b>	<b>.601</b>	<b>1037</b>	<b>2204</b>	<b>3241</b>	<b>6.0</b>	<b>231</b>	<b>0.4</b>	<b>652</b>	<b>188</b>	<b>898</b>	<b>3761</b>	<b>6.9</b>

### PLAYOFFS

'88-89	12	18.9	32	50	.640	10	14	.714	21	32	53	4.4	6	0.5	13	7	19	74	6.2
'89-90	16	34.0	75	130	.577	27	50	.540	53	111	164	10.3	5	0.3	26	4	41	177	11.1
'90-91	4	23.3	9	15	.600	5	7	.714	8	10	18	4.5	2	0.5	3	2	10	23	5.8
'91-92	8	12.0	14	19	.737	4	8	.500	8	9	17	2.3	2	0.3	2	2	4	32	4.0
'92-93	24	19.5	43	79	.544	28	46	.609	36	63	99	4.1	11	0.5	17	4	33	114	4.8
'93-94	7	9.9	5	15	.333	7	10	.700	11	9	20	2.9	0	—	4	0	7	17	2.4
<b>TOTALS</b>	<b>71</b>	<b>21.1</b>	<b>178</b>	<b>308</b>	<b>.578</b>	<b>81</b>	<b>135</b>	<b>.600</b>	<b>137</b>	<b>234</b>	<b>371</b>	<b>5.2</b>	<b>26</b>	<b>0.4</b>	<b>65</b>	<b>19</b>	<b>114</b>	<b>437</b>	<b>6.2</b>

## 44 Paul Westphal 6'4" 192 lbs. G USC

**Acquired:** From Boston 5/23/75 with 2nd rd. picks for Charlie Scott; Signed as free agent 9/14/83. **Departed:** To Seattle 6/30/80 for Dennis Johnson; Contract expired on 6/30/84.

YEAR	G	MIN	FGM	FGA	PCT	FTM	FTA	PCT	OR	DR	TR	AVG	AST	AVG	TO	STL	BLK	PTS	AVG
'75-76	82	36.1	657	1329	.494	365	440	.830	74	185	259	3.1	440	5.4	—	210	38	1679	20.5
'76-77	81	32.1	682	1317	.518	362	439	.825	57	133	190	2.3	459	5.7	—	134	21	1726	21.3
'77-78	80	31.0	809	1568	.516	396	487	.813	41	123	164	2.1	437	5.5	280	138	31	2014	25.2
'78-79	81	32.6	801	1496	.535	339	405	.837	35	124	159	2.0	529	6.5	232	111	26	1941	24.0
'79-80	82	32.5	692	1317	.525	382	443	.862	46	141	187	2.3	416	5.1	207	119	35	1792	21.9
'83-84	59	14.7	144	313	.460	117	142	.824	8	35	43	0.7	148	2.5	77	41	6	412	7.0
<b>TOTALS</b>	<b>465</b>	<b>30.6</b>	<b>3785</b>	<b>7340</b>	<b>.516</b>	<b>1961</b>	<b>2356</b>	<b>.832</b>	<b>261</b>	<b>741</b>	<b>1002</b>	<b>2.2</b>	<b>2429</b>	<b>5.2</b>	<b>796</b>	<b>753</b>	<b>157</b>	<b>9564</b>	<b>20.6</b>

### PLAYOFFS

'75-76	19	36.1	165	323	.511	71	93	.763	14	33	47	2.5	96	5.1	—	34	9	401	21.1
'77-78	2	33.0	22	47	.468	8	9	.889	3	6	3.0	1.9	9	5.5	5	1	0	52	26.0
'78-79	15	35.6	142	287	.495	52	66	.788	7	26	33	2.2	64	4.3	38	15	5	336	22.4
'79-80	8	31.6	69	142	.486	28	32	.875	2	8	10	1.3	31	3.9	13	11	3	167	20.9
<b>TOTALS</b>	<b>44</b>	<b>35.0</b>	<b>398</b>	<b>799</b>	<b>.498</b>	<b>159</b>	<b>200</b>	<b>.795</b>	<b>26</b>	<b>70</b>	<b>96</b>	<b>2.2</b>	<b>210</b>	<b>4.8</b>	<b>56</b>	<b>61</b>	<b>17</b>	<b>956</b>	<b>21.7</b>

25	John Wetzel										6'5"		195 lbs.		G	Virginia Tech						
Acquired: 1968 Expansion Draft from L.A. Lakers; Acquired 10/24/75 off waivers.															Departed: Waived 1/15/73; Retired on 8/26/76.							
YEAR	G	MIN	FGM	FGA	PCT	FTM	FTA	PCT	OR	DR	TR	AVG	AST	AVG	TO	STL	BLK	PTS	AVG			
'70-71	70	15.6	124	288	.431	83	101	.822	—	—	153	2.2	114	1.6	—	—	—	331	4.7			
'71-72	51	8.2	31	82	.378	23	30	.800	—	—	65	1.3	56	1.1	—	—	—	86	1.7			
'75-76	37	6.7	22	46	.478	20	24	.833	8	30	38	1.0	19	0.5	—	9	3	64	1.7			
TOTALS	158	11.0	177	416	.425	126	155	.813			256	1.6	189	1.2	—	9	3	481	3.0			

## PLAYOFFS

'75-76	2	2.5	0	0	0	2	2	1.000	0	2	2	1.0	0	0.0	—	0	0	2	1.0
--------	---	-----	---	---	---	---	---	-------	---	---	---	-----	---	-----	---	---	---	---	-----

55	Jahidi White					6'9"	290 lbs.	C	Georgetown										
<b>Acquired:</b> Acquired from Washington 11/5/03 for Brevin Knight. <b>Departed:</b> Selected by Charlotte 6/22/04 in NBA Expansion Draft. Phoenix also sent Charlotte a future 1st rd. pick owed to the Suns from Cleveland.																			
YEAR	G	MIN	FGM	FGA	PCT	FTM	FTA	PCT	OR	DR	TR	AVG	AST	AVG	TO	STL	BLK	PTS	AVG
'03-04	61	14.1	99	189	.524	63	126	.500	97	164	261	4.3	7	0.1	65	25	50	261	4.3

7	Rory White					6'7"	212 lbs.	F	South Alabama											
Acquired: 4th rd., 1982 NBA Draft (86th Overall).										Departed: Waived 12/20/83.										
YEAR	G	MIN	FGM	FGA	PCT	FTM	FTA	PCT	OR	DR	TR	AVG	AST	AVG	TO	STL	BLK	PTS	AVG	
'82-83	65	9.6	127	234	.543	70	109	.642	47	58	105	1.6	30	0.5	51	16	2	324	5.0	
'83-84	22	14.0	69	144	.479	24	42	.571	30	32	62	2.9	14	0.6	18	13	2	162	7.4	
TOTALS	87	10.7	196	378	.519	94	151	.623	77	90	167	1.9	44	0.5	69	29	4	486	5.6	

## PLAYOFFS

'82-83	3	13.3	7	14	.500	2	4	.500	1	9	10	3.3	0	0.0	1	0	0	16	5.3
--------	---	------	---	----	------	---	---	------	---	---	----	-----	---	-----	---	---	---	----	-----

55	Earl Williams					6'7"	235 lbs.	F	Winston-Salem										
Acquired: 3rd rd., 1974 NBA Draft (49th Overall).										Departed: To Detroit 5/28/75 for 2nd rd. pick.									
YEAR	G	MIN	FGM	FGA	PCT	FTM	FTA	PCT	OR	DR	TR	AVG	AST	AVG	TO	STL	BLK	PTS	AVG
'74-75	79	13.2	163	394	.414	45	103	.437	156	300	456	5.8	95	1.2	—	28	32	371	4.7

18	John "Hot Rod" Williams										6'11"	245 lbs.	C	Tulane									
Acquired: From Cleveland 10/7/95 for Dan Majerle, Antonio Lang and 1st rd. pick. Departed: Contract expired on 6/30/98.																							
Year	G	MIN	FGM	FGA	PCT	FTM	FTA	PCT	OR	DR	TR	AVG	AST	AVG	TO	STL	BLK	PTS	AVG				
'95-96	62	26.6	108	397	.453	95	130	.731	129	243	372	6.0	62	1.0	62	46	90	455	7.3				
'96-97	68	31.4	204	416	.490	133	198	.672	178	384	562	8.3	100	1.5	66	67	88	541	8.0				
'97-98	71	18.8	95	202	.470	65	93	.699	107	205	312	4.4	49	0.7	29	33	60	255	3.6				
TOTALS	201	25.5	479	1015	.472	293	421	.696	414	832	1246	6.2	211	1.0	157	146	238	1251	6.2				

## PLAYOFFS

'95-96	4	28.8	14	32	.438	8	12	.667	11	15	26	6.3	1	0.3	6	0	7	36	9.0
'96-97	5	21.0	8	15	.533	4	10	.400	10	13	23	4.6	3	0.6	5	2	8	20	4.0
'97-98	3	11.0	2	7	.286	2	3	.667	2	2	4	1.3	1	0.3	0	1	2	6	2.0
<b>TOTALS</b>	<b>12</b>	<b>21.1</b>	<b>24</b>	<b>54</b>	<b>.444</b>	<b>14</b>	<b>25</b>	<b>.560</b>	<b>23</b>	<b>30</b>	<b>53</b>	<b>4.4</b>	<b>5</b>	<b>0.4</b>	<b>11</b>	<b>3</b>	<b>17</b>	<b>62</b>	<b>5.2</b>

21	Micheal Williams				6'2"	175 lbs.	G	Baylor											
Acquired: From Detroit 6/27/89 with Kenny Battle for Anthony Cook. Departed: Waived 12/12/89.																			
YEAR	G	MIN	FGM	FGA	PCT	FTM	FTA	PCT	OR	DR	TR	AVG	AST	AVG	TO	STL	BLK	PTS	AVG
'89-90	6	4.3	2	10	.200	1	2	.500	1	0	1	0.2	4	0.7	9	0	0	5	0.8

47	Scott Williams					6'10"		260 lbs.		C	North Carolina									
Acquired: Signed as free agent 7/19/02. Departed: Waived 1/28/04.																				
YEAR	G	MIN	FGM	FGA	PCT	FTM	FTA	PCT	OR	DR	TR	AVG	AST	AVG	TO	STL	BLK	PTS	AVG	
'02-03	69	12.6	120	292	.411	33	42	.786	72	121	193	2.8	22	0.3	32	27	21	273	4.0	
'03-04	16	16.7	53	101	.525	9	13	.692	23	49	72	4.5	6	0.4	6	15	7	117	7.3	
TOTALS	85	13.9	173	393	.440	42	55	.764	95	170	265	3.1	28	0.3	38	42	28	390	4.6	

## PLAYOFFS

'02-03	6	13.8	11	32	.344	2	2	1.000	6	9	15	2.5	1	0.2	1	4	3	24	4.0
--------	---	------	----	----	------	---	---	-------	---	---	----	-----	---	-----	---	---	---	----	-----

21	George Wilson						6'8"	240 lbs.	F	Cincinnati										
Acquired: 1968 Expansion Draft from Seattle.											Departed: To Philadelphia 1/20/69 for Jerry Chambers.									
YEAR	G	MIN	FGM	FGA	PCT	FTM	FTA	PCT	OR	DR	TR	AVG	AST	AVG	TO	STL	BLK	PTS	AVG	
'68-69	41	12.94	191	481	.397	93	151	.616	—	—	505	12.3	76	1.9	—	—	—	475	11.6	

10	David Wood										6'9"	230 lbs.	F	Nevada									
Acquired: Signed 10-day contract 1/18/96. Departed: 10-day contract expired 1/27/96.																							
YEAR	G	MIN	FGM	FGA	PCT	FTM	FTA	PCT	OR	DR	TR	AVG	AST	AVG	TO	STL	BLK	PTS	AVG				
'95-96	4	8.5	1	6	.167	2	2	1.000	2	3	5	1.3	2	0.5	2	1	0	4	1.0				

43	Michael Young					6'7"	220 lbs.	F	Houston										
Acquired: Signed as free agent 11/27/84.										Departed: Waived 12/10/84.									
YEAR	G	MIN	FGM	FGA	PCT	FTM	FTA	PCT	OR	DR	TR	AVG	AST	AVG	TO	STL	BLK	PTS	AVG
'84-85	2	5.5	2	6	.333	0	0	—	1	1	2	1.0	0	—	0	0	0	4	2.0

# Suns Transactions

## 1968-69

- Aug. 27** Acquired 2nd rd. pick from Boston for Emmette Bryant.
- Sept. 11** Acquired 3rd rd. pick and cash from Atlanta for Dennis Hamilton.
- Sept. 12** Acquired 1st rd. pick and cash from Milwaukee for Dick Cunningham.
- Oct. 18** Acquired Eddie Biedenbach off waivers from L.A. Lakers.
- Nov. 6** Waived Rodney Knowles.
- Nov. 8** Acquired Bob Warlick off waivers from Milwaukee.
- Nov. 21** Waived Eddie Biedenbach.
- Dec. 17** Acquired Jim Fox and 3rd rd. pick from Detroit for McCoy McLemore.
- Jan. 20** Acquired Jerry Chambers from Philadelphia for George Wilson.

## 1969-70

- May 8** Acquired Paul Silas from Atlanta for Gary Gregor.
- June 20** Signed Connie Hawkins.
- Sept. 11** Waived Bob Warlick.
- Sept. 13** Acquired 2nd rd. pick from Philadelphia for rights to Bill Melchionni.
- Sept. 20** Acquired 3rd rd. pick from Atlanta for rights to Eugene Tormohlen.
- Oct. 1** Waived David Lattin.
- Oct. 26** Acquired Art Harris from Seattle for Dick Snyder.
- Jan. 2** Jerry Colangelo assumes head coaching duties from Johnny Kerr.

## 1970-71

- Apr. 23** Acquired Clem Haskins from Chicago for Jim Fox and future pick.
- May 11** Jerry Chambers and Stan McKenzie selected by Portland in expansion draft.
- May 20** Acquired Mel Counts from L.A. Lakers for Gail Goodrich.
- July 8** Acquired 4th rd. pick from New York for rights to Heywood Dotson.
- July 27** Waived Neil Johnson.

## 1971-72

- Apr. 2** Acquired Otto Moore from Detroit for future considerations.
- Aug. 31** Acquired two 3rd rd. picks from Cleveland for Greg Howard.
- Sept. 21** Waived Joe Thomas.
- Dec. 27** Acquired two 3rd rd. picks from Cincinnati for Fred Taylor.
- Jan. 4** Signed free agent Jeff Webb.
- Mar. 14** Acquired Charlie Scott from Boston for future considerations (Paul Silas).

## 1972-73

- Apr. 7** Acquired 1st rd. pick from Houston for Otto Moore.
- Apr. 10** Acquired Gus Johnson from Baltimore for 2nd rd. pick.
- Sept. 19** Paul Silas sent to Boston to complete Charlie Scott deal; Acquired Paul Stovall from L.A. Lakers for two picks.
- Sept. 25** Waived Jeff Webb.
- Sept. 29** Waived Art Harris.
- Oct. 9** Waived John Wetzel.
- Oct. 10** Acquired 2nd rd. pick and cash from Philadelphia for Mel Counts.
- Oct. 30** Jerry Colangelo assumes head coaching duties from Bill van Breda Kolff.
- Nov. 22** Acquired Walt Wesley from Cleveland for 3rd rd. pick.
- Dec. 1** Waived Gus Johnson.

## 1973-74

- Sept. 14** Waived Paul Stovall.
- Sept. 18** Waived Dennis Layton.
- Sept. 18** Waived Scott English.
- Oct. 9** Acquired Bob Christian from Atlanta for two picks; Acquired two future picks from Washington for Walt Wesley.
- Oct. 30** Acquired Keith Erickson and 2nd rd. pick from L.A. Lakers for Connie Hawkins.
- Nov. 27** Waived Joe Reaves.
- Jan. 25** Acquired rights to Bill Chamberlain from Golden State for 3rd rd. pick; Signed Chamberlain.

## 1974-75

- May 20** Lamar Green selected by New Orleans Jazz in the expansion draft.
- July 31** Waived Bob Christian.
- Sept. 6** Acquired Dave Stallworth and 2nd rd. pick from Washington for Clem Haskins.
- Sept. 16** Acquired Curtis Perry, Dennis Awtrey, Nate Hawthorne and a 1st rd. pick ('76; Ricky Sobers) from New Orleans Jazz for Neal Walk and 2nd rd. pick ('75).
- Sept. 24** Waived Bill Chamberlain.
- Oct. 10** Waived Dave Stallworth; Acquired rights to Washington's 2nd rd. pick ('75) to complete Clem Haskins deal.
- Nov. 27** Acquired 2nd rd. pick ('76) and 3rd rd. pick ('77) from L.A. Lakers for Corky Calhoun.
- Jan. 2** Signed free agent Greg Jackson.

## 1975-76

- May 23** Acquired Paul Westphal and two 2nd rd. picks ('75 and '76) from Boston for Charlie Scott.
- May 28** Acquired Willie Norwood from Detroit for Earl Williams.
- May 29** Acquired 1st rd. pick in '75 draft from Buffalo for one of two Phoenix 1st rd. picks in '76 draft.
- June 9** Acquired Phil Lumpkin from Portland for 2nd rd. pick ('76).
- June 10** Signed free agent Dennis Layton.
- July 15** Waived Jim Owens.
- Sept. 17** Acquired future draft considerations from Washington for Greg Jackson.
- Sept. 30** Acquired rights to Detroit's 2nd rd. pick ('76) for Willie Norwood.
- Oct. 4** Waived Dennis Layton.
- Oct. 24** Waived Gary Melchionni; Acquired John Wetzel off waivers from Atlanta.
- Nov. 3** Acquired Pat Riley from L.A. Lakers for two 2nd rd. picks ('76 and '77).
- Nov. 22** Mike Bantom sold to Seattle.
- Feb. 1** Acquired Gar Heard and 2nd rd. pick ('76) from Buffalo for John Shumate.
- Feb. 11** Waived Fred Saunders.

## 1976-77

- Aug. 25** Acquired Tom Van Arsdale from Buffalo for 2nd rd. pick ('77) and cash.
- Aug. 26** John Wetzel retires. He is first player to retire as a member of the Suns.
- Sept. 21** Pat Riley retires.
- Oct. 15** Waived Nate Hawthorne, Phil Lumpkin and Marv Roberts.
- Dec. 7** Signed free agent Dale Schleuter.
- Mar. 18** Acquired rights to Bayard Forrest from Seattle for 2nd rd. pick ('79) and cash.

## 1977-78

- Apr. 10** Tom Van Arsdale retires.
- May 12** Dick Van Arsdale retires.

- June 6** Keith Erickson becomes free agent by playing out option.
- July 15** Acquired 4th rd. pick ('78) from Portland for Dale Schleuter.
- Sept. 6** Acquired Don Buse from Indiana for Ricky Sobers.
- Oct. 17** Waived Butch Feher.
- Nov. 14** Waived Greg Griffin.
- Feb. 16** Re-signed Greg Griffin after Curtis Perry was placed on injured list.

## 1978-79

- Aug. 23** Suspended Greg Griffin who signed contract to play European basketball.
- Sept. 13** Curtis Perry retires.
- Oct. 11** Acquired 2nd rd. pick and cash from Boston for Dennis Awtrey.
- Oct. 12** Waived Ira Terrell.
- Jan. 12** Acquired Len "Truck" Robinson from New Orleans Jazz for Ron Lee, Marty Byrnes, two 1st rd. picks ('79, '80) and cash.
- Jan. 15** Signed free agent Ted McClain.
- May 22** Signed free agent Jeff Cook.

## 1979-80

- June 22** Acquired 1st rd. pick ('79; Kyle Macy) from Washington for rights to Steve Malovic.
- Aug. 27** Acquired Andre Wakefield from Detroit for 4th rd. pick ('81).
- Sept. 4** Waived Ted McClain.
- Sept. 13** Re-signed free agent Greg Griffin.
- Oct. 1** Waived Charlie Jones, Al Green and Greg Griffin.
- Feb. 15** Acquired Rich Kelley from New Jersey for 1st ('82), 2nd rd. picks ('83) and cash.

## 1980-81

- May 22** Signed Kyle Macy.
- May 28** Mike Bratz selected by Dallas in Expansion Draft.
- June 3** Acquired Dennis Johnson from Seattle for Paul Westphal.
- June 9** Acquired Wiley Peck from Dallas for 2nd rd. pick ('81) and future considerations.
- Sept. 8** Waived Wiley Peck.
- Nov. 25** Acquired two 2nd rd. picks ('81, '82) and cash from Indiana for Don Buse.
- Feb. 3** Acquired 3rd rd. pick ('81) and a future conditional pick from San Diego Clippers as compensation for the free-agent signing of Gar Heard.

## 1981-82

- June 8** Acquired Dudley Bradley from Indiana for 2nd rd. picks ('81, '82) and relinquished rights to '83 switch of 1st rd. picks.
- June 18** Waived Mike Niles.
- Sept. 30** Acquired 3rd rd. pick from Chicago for Johnny High.
- Oct. 26** Signed free agent John McCullough.
- Dec. 18** Waived John McCullough.



## 1982-83

- June 21** Acquired '82 1st rd. pick (David Thirdkill) from Denver for Rich Kelley.
- July 1** Waived Dudley Bradley.
- July 7** Re-signed Johnny High; Acquired Maurice Lucas from New York for Truck Robinson.
- Dec. 21** Waived Craig Dykema.
- Feb. 7** Signed free agent Charles Pittman.
- Feb. 8** Acquired James Edwards from Cleveland for Jeff Cook, 3rd rd. pick ('83), and an exchange of 1st rd picks ('83) and cash.

## 1983-84

- June 27** Acquired Rick Robey and two 2nd rd. picks ('83) from Boston for Dennis Johnson and 1st rd. pick ('83).
- Sept. 14** Signed free agent Paul Westphal.
- Oct. 17** Acquired two 2nd rd. picks ('86 and '87) from Detroit for David Thirdkill.
- Dec. 19** Waived Johnny High; Signed free agent Mike Sanders.
- Dec. 20** Waived Rory White.
- Jan. 11** Re-signed Johnny High to 10-day contract.
- Jan. 20** Re-signed Johnny High to 2nd 10-day contract.
- Feb. 1** Waived Johnny High.

## 1984-85

- Nov. 27** Signed free agent Michael Young.
- Dec. 10** Waived Michael Young.

## 1985-86

- June 14** Acquired Bernard Thompson from Portland for 2nd rd. pick ('87).
- Aug. 19** Acquired two 2nd rd. picks ('88 and '89) from L.A. Lakers for Maurice Lucas.
- Oct. 4** Free agent Kyle Macy signed by Chicago. Suns waived right of first refusal for 2nd rd. picks ('86, '90).
- Oct. 8** Signed Devin Durrant.
- Oct. 14** Waived Alvin Scott.
- Nov. 4** Waived Devin Durrant and Michael Holton.
- Dec. 10** Waived Charles Pittman.
- Dec. 13** Re-signed Charles Pittman.
- Mar. 29** Signed free agent Sedric Toney.

## 1986-87

- June 8** Released Rod Foster.
- July 31** Declined option on final year of Rick Robey's contract, became a veteran free agent.
- Aug. 13** Charles Pittman signed contract with Varese of the Italian Basketball League.
- Sept. 2** Georgi Glouchkov signed contract with Caserta of Italian Basketball League; Placed on Suns' suspended list.
- Oct. 23** Waived Sedric Toney.
- Oct. 28** Waived Charles Jones.
- Feb. 26** Released John MacLeod as head coach; Named Dick Van Arsdale interim head coach.

## 1987-88

- Apr. 27** Named John Wetzel head coach.
- May 13** Named Herb Brown assistant coach; Named Cotton Fitzsimmons director of player personnel.
- June 11** Signed free agents Victor Fleming, Bill Martin and Joe Ward.
- June 19** Acquired 1st rd. pick ('88) from Detroit for William Bedford; Acquired Eddie Johnson from Sacramento for Ed Pinckney and 2nd rd. pick.
- June 30** Did not renew assistant coach Al Bianchi's contract.
- Aug. 25** Rafael Addison signed with Allibert of Italian Basketball League; Placed on Suns' suspended list.
- Oct. 1** Signed free agent Greg Spurling.
- Oct. 2** Signed free agent Jeff Cook.
- Oct. 3** Signed free agent Ozell Jones.
- Oct. 13** Waived Grant Gondrezick, Steve Beck and Bruce Dalrymple.
- Oct. 14** Jerry Colangelo-led group purchases Suns franchise for \$44.5 million.
- Oct. 19** Waived Victor Fleming, Rafael Addison and Greg Spurling.
- Oct. 20** Re-signed Victor Fleming; Extended offer sheet to restricted free agent Alton Lister; Offer was matched by Seattle.
- Oct. 29** Acquired James Bailey from Cleveland for 2nd rd. pick ('88).
- Oct. 31** Waived Ozell Jones.
- Nov. 4** Waived Victor Fleming.
- Dec. 26** Waived Bill Martin.
- Feb. 24** Acquired Ron Moore and 2nd rd. pick ('91) from Detroit for James Edwards.
- Feb. 25** Acquired Kevin Johnson, Mark West, Ty Corbin, 1st and 2nd rd. picks ('88), and Lakers' 2nd rd. pick ('89) from Cleveland for Larry Nance, Mike Sanders and Detroit's 1st rd. pick ('88); Jay Humphries traded to Milwaukee for Craig Hodges and Golden State's 2nd rd. pick ('88); Waived Bernard Thompson.

## 1988-89

- Apr. 29** Alvan Adams retired.
- May 2** Relieved John Wetzel and Herb Brown of coaching duties.
- May 10** Named Cotton Fitzsimmons head coach; Named Paul Westphal assistant coach.
- June 20** Named Lionel Hollins assistant coach.
- June 30** Elect not to re-sign veteran free agents James Bailey and Jeff Cook.
- July 5** Signed Tom Chambers as the first unrestricted free agent in NBA history.
- July 6** Walter Davis signs with Denver.
- Aug. 29** Elected not to re-sign Ron Moore.
- Sept. 26** Named Len "Truck" Robinson part-time assistant coach.
- Nov. 25** Suspended Kenny Gattison.
- Dec. 14** Acquired Ed Nealy and 2nd rd. pick ('89) from Chicago for Craig Hodges.
- Dec. 27** Waived Winston Crite.
- Dec. 30** Signed Mark Davis to 10-day contract.

- Jan. 9** Re-signed Mark Davis to 2nd 10-day contract.
- Jan. 14** Waived Mark Davis.
- Jan. 16** Signed T.R. Dunn to 10-day contract.
- Jan. 26** Re-signed T.R. Dunn to 2nd 10-day contract.
- Feb. 5** Re-signed T.R. Dunn for rest of the season.

## 1989-90

- June 15** Tyrone Corbin selected by Minnesota in Expansion Draft.
- June 27** Acquired Kenny Battle and Michael Williams from Detroit for 1st rd. pick.
- Aug. 24** Signed free agent Steve Kerr.
- Sept. 5** Acquired 2nd rd. pick ('93) from Cleveland for Steve Kerr.
- Sept. 21** Waived Kenny Gattison.
- Oct. 5** Traded Ed Nealy to Chicago for future considerations.
- Nov. 2** Waived Dean Garrett.
- Dec. 12** Waived Micheal Williams.
- Dec. 13** Acquired Kurt Rambis and two 2nd rd. picks from Charlotte Hornets for Armon Gilliam.
- Mar. 21** Signed Tim Legler to 10-day contract.
- Mar. 26** Signed Mike McGee for rest of the season.
- Mar. 31** Re-signed Tim Legler to a 2nd 10-day contract.

## 1990-91

- July 1** Did not extend offer to Greg Grant; Mike McGee's contract not renewed.
- July 20** Signed free agent Ed Nealy.
- Sept. 6** Signed free agent Ian Lockhart.
- Sept. 28** Acquired 2nd rd. pick ('93) from Washington for Mike Morrison.
- Oct. 28** Acquired future 1st rd. pick ('94, Wesley Person) from Philadelphia for rights to Jayson Williams.
- Nov. 14** Waived Ricky Blanton.
- Dec. 7** Acquired Xavier McDaniel from Seattle for Eddie Johnson and two 1st rd. picks ('91 and '93 or '94).
- Jan. 23** Waived Kenny Battle.
- Jan. 26** Signed free agent Joe Barry Carroll.

## 1991-92

- Aug. 6** Ian Lockhart signed with Cholet, France.
- Oct. 1** Acquired Jerrod Mustaf, Trent Tucker and two 2nd rd. picks from New York for Xavier McDaniel.
- Oct. 29** Waived Joey Wright.
- Oct. 30** Waived Joe Barry Carroll.
- Oct. 31** Placed Richard Dumas on suspended list.
- Nov. 15** Waived Trent Tucker.
- Feb. 14** Signed Steve Burt to 10-day contract.
- Feb. 24** Re-signed Steve Burt to 2nd 10-day deal.
- Mar. 5** Re-signed Steve Burt for rest of the season.

## 1992-93

- Apr. 23** Paul Westphal replaces Cotton Fitzsimmons as head coach; Fitzsimmons becomes the team's Senior Executive V.P.
- June 17** Acquired Charles Barkley from Philadelphia for Jeff Hornacek, Tim Perry and Andrew Lang.
- July 2** Waived Steve Burt.
- July 3** Signed free agent Danny Ainge.
- Aug. 4** Signed free agent Bob Martin.
- Aug. 18** Signed free agent Tim Kempton.
- Sept. 29** Signed free agent Alex Stivrins.
- Oct. 8** Signed picks Oliver Miller and Brian Davis; Signed free agent Frank Johnson.
- Oct. 22** Waived Brian Davis.
- Nov. 3** Waived Frank Johnson and Bob Martin.
- Nov. 5** Waived Ed Nealy; Re-signed Frank Johnson to one-year contract; Signed free agent Duane Cooper.
- Nov. 20** Waived Kurt Rambis.
- Nov. 25** Waived Alex Stivrins.
- Dec. 1** Re-signed Alex Stivrins.
- Dec. 16** Activated Richard Dumas from the suspended list.
- Dec. 26** Waived Alex Stivrins.
- Mar. 28** Re-signed Alex Stivrins to 10-day contract; placed Richard Dumas on suspended list.
- Apr. 7** Re-signed Alex Stivrins to 2nd 10-day contract.

## 1993-94

- June 25** Chose not to exercise option on Tom Chambers, making him an unrestricted free agent.
- July 23** Re-signed free agent Richard Dumas.
- July 28** Re-signed Frank Johnson.
- Aug. 13** Signed free agent Joe Kleine.
- Aug. 26** Signed free agent Cedric Ceballos.
- Sept. 8** Signed pick Malcolm Mackey to multi-year contract.
- Sept. 28** Signed free agent A.C. Green.
- Oct. 7** Signed free agent Rod Higgins.
- Oct. 16** Waived Byron Wilson.
- Nov. 2** Waived Rod Higgins.
- Nov. 10** Acquired 2nd rd. pick ('96, Ben Davis) from San Antonio for Negele Knight; Signed free agent Duane Cooper to one-year contract.
- Jan. 21** Waived Tim Kempton.
- Jan. 22** Signed Elliot Perry to 10-day contract.
- Feb. 1** Re-signed Elliot Perry to 2nd 10-day contract.
- Feb. 11** Re-signed Elliot Perry for the rest of season.
- Feb. 26** Waived Joe Courtney.
- Apr. 15** Signed Skeeter Henry for rest of season.

## 1994-95

- June 2** Signed Kevin Johnson to a one-year contract extension.
- July 22** Waived Skeeter Henry.
- July 29** Charles Claxton, the 50th pick, announces he will return to Georgia for senior year, Suns retain rights until 1996 Draft.
- Aug. 1** Acquired two 2nd rd. picks (Russ Millard in '96; '99) from Detroit for Mark West.
- Sept. 8** Signed free agent Danny Manning to one-year contract.
- Sept. 15** Signed Antonio Lang and Aaron Swinson; Signed free agent Winston Garland; Waived Jerrod Mustaf as part of agreement to buy out remaining two years of his contract.
- Sept. 16** Signed free agent Wayman Tisdale to one-year contract.
- Sept. 20** Did not match Detroit's offer sheet for restricted free agent Oliver Miller.
- Sept. 23** Acquired 1st rd. pick ('95, Michael Finley) from L.A. Lakers for Cedric Ceballos.
- Sept. 30** Signed free agent Dan Schayes.
- Oct. 13** Waived Duane Cooper.
- Nov. 2** Waived Anthony Goldwire, Winston Garland and Malcolm Mackey.
- Nov. 11** Signed free agent Trevor Ruffin.
- Dec. 29** Waived Aaron Swinson.
- Mar. 14** Activated Richard Dumas from the suspended list.
- May 17** Waived Richard Dumas.
- May 31** Released assistant coaches Lionel Hollins and Scotty Robertson from duties.

## 1995-96

- June 1** Named Paul Silas assistant coach.
- June 14** Stefano Rusconi signed with Benetton Treviso of Italian Basketball League.
- July 1** NBA lockout begins.
- July 26** Named Donn Nelson assistant coach.
- Sept. 18** NBA lockout ends.
- Sept. 25** Re-signed free agent Elliot Perry; Signed free agent John Coker.
- Oct. 2** Signed second-round pick Chris Carr.
- Oct. 3** Signed free agents Steve Turner and Orlando Smart.
- Oct. 4** Signed 1st rd. picks Michael Finley and Mario Bennett; Re-signed free agent Wayman Tisdale to a two-year contract.
- Oct. 7** Acquired John "Hot Rod" Williams from Cleveland for Dan Majerle, Antonio Lang and a conditional 1st rd. pick ('96, '97 or '98).
- Oct. 12** Re-signed free agent Danny Manning to a six-year contract.
- Nov. 1** Signed free agent Tony Smith.
- Jan. 16** Relieved Paul Westphal of head coaching duties; Named Cotton Fitzsimmons head coach.
- Jan. 18** Signed free agent David Wood to 10-day contract (allowed under NBA's Special Hardship Rule due to numerous Suns injuries).
- Jan. 31** Waived Stefano Rusconi.
- Feb. 22** Acquired Terrence Rencher from Miami for Tony Smith.

## 1996-97

- May 30** Named Danny Ainge assistant coach and future head coach.
- July 12** Re-signed free agent John Coker.
- July 19** Unrestricted free agent Chris Carr signed contract with Minnesota.
- July 24** Signed 1st rd. pick Steve Nash.
- Aug. 15** Signed free agent Evric Gray.
- Aug. 19** Acquired Chucky Brown, Mark Bryant, Sam Cassell and Robert Horry from Houston for Charles Barkley and 2nd rd. pick ('99).
- Aug. 25** Acquired Marty Conlon and conditional 1st pick ('97, '98 or '99) from Milwaukee for Elliot Perry.
- Oct. 13** Signed free agent Rex Chapman to a one-year contract.
- Oct. 29** Waived Mario Bennett, John Coker and Marty Conlon.
- Nov. 14** Head Coach Cotton Fitzsimmons steps down; Named Danny Ainge head coach.
- Dec. 4** Acquired Darrin Hancock and a conditional 2nd. rd. pick (1997, '98, '99) from Milwaukee for Chucky Brown.
- Dec. 10** Waived Darrin Hancock.
- Dec. 26** Acquired Jason Kidd with Tony Dumas and Loren Meyer from Dallas for Michael Finley, Sam Cassell, A.C. Green and 2nd rd. pick.
- Jan. 10** Acquired Cedric Ceballos and Rumeal Robinson from L.A. Lakers for Robert Horry and Joe Kleine.
- Jan. 31** Signed free agent Dexter Boney to a 10-day contract.
- Feb. 11** Re-signed Dexter Boney to a 2nd 10-day contract.
- Feb. 14** Waived Rumeal Robinson.
- Feb. 20** Signed free agent Horacio Llamas to a 10-day contract; Named Frank Johnson assistant coach.
- Mar. 3** Re-signed Horacio Llamas to a second 10-day contract.
- Mar. 13** Re-signed Horacio Llamas for the remainder of the 1996-97 season.
- Apr. 5** Signed free agent Mike Brown for the remainder of the season.

## 1997-98

- June 24** Re-signed Kevin Johnson to a one-year contract.
- June 25** Named Scott Skiles assistant coach.
- July 2** Re-signed free agent Mark Bryant to a two-year contract.
- July 8** Re-signed free agents Rex Chapman, John Williams and Horacio Llamas to one-year contracts.
- July 15** Signed second-round pick Stephen Jackson.
- Aug. 22** Signed free agents Tom Chambers and William Cunningham.
- Aug. 25** Signed free agent Clifford Robinson to a one-year contract utilizing the million-dollar exception.
- Sept. 2** Signed veteran free agent George McCloud to a one-year contract for the league minimum.

- Sept. 29** Signed Shawn Dirden, Russ Millard and Dwayne Schintzius.
- Oct. 1** Acquired Antonio McDyess from Denver in a three-team deal with Cleveland: Suns sent Wesley Person and Tony Dumas to the Cavs and four picks: two firsts (1998; Milwaukee's, in 1998 or '99); two seconds (2000, '02) to Denver. Cleveland also sent a future 1st-rd. choice to Denver.
- Oct. 10** Waived Dwayne Schintzius.
- Oct. 13** Waived Will Cunningham.
- Oct. 20** Waived Russ Millard.
- Oct. 28** Waived Shawn Dirden.
- Oct. 30** Waived Stephen Jackson.
- Nov. 21** Acquired Marko Milic from Philadelphia for Tom Chambers.
- Dec. 11** Signed free agent Brooks Thompson.
- Jan. 7** Waived free agent Brooks Thompson.
- Jan. 9** Re-signed free agent Brooks Thompson to 10-day contract.
- Jan. 19** Re-signed Brooks Thompson to second 10-day contract.
- Jan. 29** Waived free agent Brooks Thompson.
- Feb. 18** Acquired Dennis Scott from Dallas Mavericks for Cedric Ceballos.
- Apr. 18** Signed free agent Mike Brown for remainder of season.
- June 24** Acquired Dallas' unconditional 1st-rd. pick in 1999 (used to draft Shawn Marion), the draft rights to Pat Garrity (Milwaukee's first-rd. pick, No. 18, acquired by Dallas in a separate deal), Martin Muursepp and Bubba Wells from Dallas in exchange for veteran Steve Nash; Acquired the draft rights to Toby Bailey from the L.A. Lakers for future considerations.

## 1998-99

- June 30** NBA commences lockout.
- Jan. 21** NBA lockout officially ends and training camps open.
- Jan. 22** Re-signed free agents Horacio Llamas and Marko Milic; Signed rookie Toby Bailey and free agents James Collins, Joe Kleine.
- Jan. 23** Acquired Luc Longley from Chicago for Mark Bryant, Martin Muursepp, Bubba Wells and a conditional 1st rd. pick; Re-signed free agent George McCloud.
- Jan. 24** Signed free agents Tom Gugliotta and Jamie Feick.
- Jan. 25** Re-signed free agents Rex Chapman and Clifford Robinson and signed rookies Pat Garrity and Gerald Brown.
- Jan. 29** Signed free agent Shawn Respert; Waived Jamie Feick.
- Feb. 2** Waived James Collins.
- Feb. 3** Signed free agent Chris Morris.
- Mar. 2** Waived Shawn Respert.
- Apr. 1** Signed Jimmy Oliver to a 10-day contract.
- Apr. 7** Released Jimmy Oliver.
- Apr. 28** Signed Alvin Sims for rest of the season.
- May 4** Signed Randy Livingston for the rest of the season; Released Alvin Sims.
- May 24** Sent 1st rd. pick (16th overall) in the 1999 Draft to Chicago to complete the Luc Longley trade.

## 1999-00

- Aug. 2** Re-signed Clifford Robinson; Signed Oliver Miller.
- Aug. 3** Signed Rodney Rogers.
- Aug. 5** Acquired Anfernee Hardaway from Orlando for Pat Garrity, Danny Manning and two 1st rd. picks.
- Aug. 17** Re-signed Randy Livingston.
- Sept. 9** Signed Corie Blount.
- Oct. 4** Signed Todd Day.
- Oct. 19** Signed Mark West.
- Dec. 13** Danny Ainge stepped down as head coach; Scott Skiles named head coach. Named John MacLeod special assistant coach.
- Dec. 18** Waived Gerald Brown.
- Dec. 21** Signed Ben Davis.
- Dec. 23** Waived Ben Davis.
- Jan. 5** Signed Ben Davis to 10-day contract.
- Jan. 7** Released Ben Davis.
- Jan. 11** Signed Don MacLean to 10-day contract.
- Mar. 13** Signed Don MacLean to 2nd 10-day contract.
- Mar. 23** Signed Kevin Johnson.
- Mar. 25** Signed Don MacLean for rest of season.
- Apr. 2** Scott Skiles signed a multiyear contract.
- Apr. 18** Named Jim Boylan assistant coach and re-signed assistant coaches Frank Johnson and Phil Weber – all to three-year contracts.
- June 13** Dr. Richard Emerson stepped down as team physician.
- June 20** Joe Proski stepped down as athletic trainer.
- July 18** Named Aaron Nelson athletic trainer.

## 2000-01

- Aug. 2** Signed free agent Tony Delk.
- Aug. 3** Re-signed free agent Corie Blount and signed free agents Ruben Garces, Justin Love and Daniel Santiago.
- Aug. 8** Kevin Johnson announced his retirement from basketball.
- Aug. 23** Signed free agent Paul McPherson. Named Dr. Thomas Carter lead team physician.
- Sept. 16** Signed free agent Mario Elie.
- Sept. 20** Acquired Chris Dudley and a 1st rd. pick from New York, plus cash, in a four-team trade with Seattle and the L.A. Lakers that included 12 players (Patrick Ewing, Glen Rice, Horace Grant) and five picks – the largest trade in NBA history. Phoenix sent Luc Longley to New York.
- Oct. 2** Signed Jake Tsakalidis after a London arbitrator ruled he did not have a validly binding contract with his former Greek club.
- Oct. 25** Waived Justin Love.
- Nov. 20** Rex Chapman retired.
- Dec. 8** Signed Elliot Perry.
- Jan. 5** Waived Elliot Perry.
- Jan. 7** Activated Anfernee Hardaway.

- Jan. 16** Placed Anfernee Hardaway on the injured list.
- Jan. 17** Signed Elliot Perry to 10-day contract.
- Jan. 26** Acquired Vinny Del Negro from Golden State for Corie Blount, Ruben Garces, Paul McPherson.
- Jan. 27** Signed Elliot Perry to 2nd 10-day contract.
- Feb. 6** Signed Elliot Perry for rest of season.

## 2001-02

- July 18** Acquired Stephon Marbury, Soumaila Samake, Johnny Newman from New Jersey for Jason Kidd, Chris Dudley; Acquired Jud Buechler, John Wallace from Detroit for Clifford Robinson.
- July 19** Signed free agent Dan Majerle; Named Mark West assistant general manager.
- July 23** Signed free agent Charlie Bell.
- Sept. 28** Waived Johnny Newman.
- Oct. 29** Acquired Jake Voskuhl from Chicago for Soumaila Samake, 2003 2nd rd. pick.
- Nov. 16** Acquired Bo Outlaw, 1st rd. pick from Orlando in three-team deal that sent Jud Buechler to Orlando and Vinny Del Negro to L.A. Clippers; Activated Dan Majerle.
- Dec. 11** Waived Charlie Bell.
- Jan. 7** Signed Joe Crispin; Waived Daniel Santiago.
- Feb. 17** Scott Skiles stepped down as head coach; Frank Johnson named head coach.
- Feb. 18** Named Al Bianchi assistant coach.
- Feb. 20** Acquired Joe Johnson, Milt Palacio, Randy Brown, 1st rd. pick from Boston for Tony Delk, Rodney Rogers.
- Apr. 18** Signed Head Coach Frank Johnson to multi-year contract extension.
- June 10** Named Marc Iavaroni assistant coach.
- June 24** Named Rick Welts President and Chief Operating Officer.
- June 25** Named Mike D'Antoni assistant coach.
- June 27** Exercised option on Alton Ford.
- July 19** Signed free agent Scott Williams.

## 2002-03

- Aug. 8** Signed Shawn Marion to a six-year contract extension, starting with 2003-04.
- Aug. 17** Acquired 2008 2nd rd. pick from Cleveland for Milt Palacio.
- Sept. 27** Signed free agent Dan Langhi.
- Sept. 30** Signed free agents Anthony Goldwire, Maurice Baker, Chris Burgess and Bobby Lazor.
- Oct. 8** Waived Maurice Baker and Bobby Lazor.
- Oct. 23** Waived Chris Burgess and Anthony Goldwire; Exercised option on Jake Tsakalidis.
- July 17** Re-signed free agent Scott Williams.
- July 22** Re-signed free agent Jake Voskuhl.

## 2003-04

- Sept. 30** Acquired Brevin Knight, Robert Archibald and Cezary Trybanski from Memphis for Bo Outlaw and Jake Tsakalidis.
- Oct. 7** Signed Stephon Marbury to a multi-year contract extension.
- Oct. 24** Exercised fourth-year option on Joe Johnson for the 2004-05 season.
- Nov. 5** Acquired Jahidi White from Washington for Brevin Knight.
- Dec. 10** Frank Johnson dismissed as head coach; Mike D'Antoni named head coach.
- Dec. 23** Acquired Donnell Harvey from Orlando for a conditional 2004 2nd rd. pick.
- Dec. 26** Acquired a conditional 2005 2nd rd. pick from Orlando for Robert Archibald.
- Jan. 5** Acquired Antonio McDyess, Howard Easley, Charlie Ward, Maciej Lampe, the draft rights to Milos Vujanic, two 1st rd. picks and cash from New York for Stephon Marbury, Anfernee Hardaway and Cezary Trybanski.
- Feb. 19** Acquired Keon Clark and Ben Handlogten from Utah for Tom Gugliotta, two conditional 1st rd. picks and a 2005 2nd rd. pick.
- April 16** Announced an agreement to sell the Phoenix Suns to a group headed by banking and real estate executive Robert Sarver for an NBA record \$401 million.
- May 12** Signed Head Coach Mike D'Antoni to a two-year contract extension.
- June 1** Alvin Gentry named assistant coach.
- June 22** Jahidi White was selected in the NBA Expansion Draft by Charlotte and Phoenix sent the Bobcats a future 1st rd. pick owed to the Suns from Cleveland in return.
- June 24** Acquired the draft rights to Jackson Vroman (31st pick overall), a future 1st rd. pick and cash from Chicago for the draft rights to Luol Deng (7th pick).
- June 30** NBA Board of Governors unanimously approved the sale of the team to Suns Legacy Partners (Robert Sarver).

## 2004-05

- July 9** Signed rookie Jackson Vroman.
- July 14** Signed free agent Steve Nash; Signed offer sheet to restricted free agent Quentin Richardson.
- July 29** Quentin Richardson becomes a member of the Suns after the L.A. Clippers did not match the Suns' offer sheet.
- Aug. 20** Signed free agent Steven Hunter.
- Sept. 7** Signed Japanese-born free agent Yuta Tabuse.
- Sept. 10** Suns CEO and Chairman Jerry Colangelo was inducted into the Naismith Memorial Hall of Fame in Springfield, Mass.
- Oct. 1** Signed free agent Paul Shirley.
- Oct. 24** Exercised fourth-year option on Amaré Stoudemire for the 2005-06 season.
- Oct. 29** Waived Howard Easley after agreeing to a contract buyout.
- Nov. 3** Waived Paul Shirley.

- Nov. 8** Signed free agent Bo Outlaw.
- Dec. 18** Waived Yuta Tabuse.
- Jan. 3** Acquired two future 2nd rd. picks from Golden State for Zarko Cabarkapa.
- Jan. 19** Smush Parker signed a 10-day contract.
- Jan. 21** Acquired Jim Jackson and a 2005 2nd rd. pick (via Dallas) from New Orleans for Casey Jacobsen, Maciej Lampe and Jackson Vroman.
- Jan. 23** Signed free agent Paul Shirley.
- Jan. 29** Smush Parker signed a second 10-day contract.
- Feb. 8** Acquired Walter McCarty and cash from Boston for a 2005 2nd rd. pick (via Golden State).
- Feb. 24** Assistant coaches Marc Iavaroni and Phil Weber signed two-year contract extensions.
- June 28** Acquired Kurt Thomas and the draft rights to Dijon Thompson (54th overall) from New York in exchange for Quentin Richardson and the draft rights to Nate Robinson (21st overall); Acquired future considerations from Orlando for the draft rights to Marcin Gortat (57th overall).
- June 29** Named Dan D'Antoni, brother of Mike D'Antoni, an assistant coach.

## 2005-06

- July 11** Signed rookie Dijon Thompson (54th overall).
- Aug. 2** Acquired a 2007 conditional second-round pick from Charlotte for Jake Voskuhl.
- Aug. 3** Signed free agent Raja Bell.
- Aug. 18** Signed free agents Brian Grant and Pat Burke.
- Aug. 19** Acquired Boris Diaw and two lottery-protected first-round picks in a sign-and-trade deal with Atlanta for Joe Johnson.
- Aug. 25** Signed head coach Mike D'Antoni to a multi-year contract extension; Acquired James Jones from Indiana for a 2008 second-round pick.
- Sept. 12** Signed free agents Eddie House and Lucas Tischer.
- Sept. 30** Signed free agent Anthony Lever-Pedroza.
- Oct. 3** Signed Amaré Stoudemire to a multi-year contract extension.
- Oct. 24** Claimed Jared Reiner off waivers from the L.A. Clippers.
- Oct. 27** Exercised the fourth-year options on Leandro Barbosa and Boris Diaw; Waived Anthony Lever-Pedroza.
- Nov. 2** Signed free agent Sharrod Ford and waived Lucas Tischer.
- Nov. 4** Assigned rookie Dijon Thompson to the Albuquerque Thunderbirds of the NBA Development League.
- Nov. 26** Recalled Dijon Thompson from Albuquerque Thunderbirds of the NBA Development League.

- Jan. 5** Waived center Jared Reiner.
- Jan. 6** America West Arena was officially renamed US Airways Center.
- Jan. 9** Signed forward Josh Davis to a 10-day contract.
- Jan. 26** Acquired forward Nikoloz Tskitishvili from Minnesota for a 2006 second-round pick.
- Feb. 27** President and General Manager Bryan Colangelo resigned after 11 seasons as general manager of the club.
- Mar. 1** Waived swingman Jim Jackson and signed guard Andre Barrett to a 10-day contract.
- Mar. 3** Signed free-agent forward Tim Thomas to a one-year contract.
- Mar. 9** Signed President and Chief Operating Officer Rick Welts to a contract extension through the 2008-09 season.
- Mar. 10** Head Coach Mike D'Antoni named Executive Vice President of Basketball Operations and General Manager; David Griffin promoted to Vice President of Basketball Operations and Mark West promoted to Vice President of Player Programs.
- Mar. 11** Signed Andre Barrett to a second 10-day contract.
- Mar. 15** Released Andre Barrett.

## 2006-07

- July 6** Promoted Vinny Del Negro to director of player personnel and Todd Quinter to assistant coach/director of scouting.
- July 13** Signed free-agent swingman Eric Piatkowski to a two-year contract.
- July 20** Signed free-agent guard Marcus Banks to multi-year contract.
- July 27** Signed free-agent center Sean Marks to a one-year contract.
- Aug. 4** Signed guard Leandro Barbosa to a multi-year contract extension.
- Aug. 31** Signed free-agent forward Jumaine Jones to one-year contract.
- Sept. 12** Named Ann Meyers Drysdale a vice president with the Phoenix Suns and general manager of the WNBA's Phoenix Mercury.
- Sept. 28** Signed free-agent guard Davin White.
- Oct. 19** Waived Davin White.
- Oct. 20** Signed Boris Diaw to a multi-year contract extension.
- Nov. 7** Signed free-agent swingman Jalen Rose to a one-year contract.
- June 6** Steve Kerr named President of Basketball Operations and General Manager; Announced that Mike D'Antoni would remain team's Executive Vice President of Basketball Operations and Head Coach; David Griffin promoted to Sr. Vice President of Basketball Operations.



## 2007-08

- June 28** Selected Alando Tucker (29th overall) and D.J. Strawberry (59th overall) in 2007 NBA Draft. Traded draft rights to Rudy Fernandez (24th overall) to Portland for cash considerations.
- July 7** Signed first-round pick Alando Tucker.
- July 11** Signed Grant Hill. Completed draft day trade with Portland by sending forward James Jones to Blazers.
- July 20** Traded Kurt Thomas and two future first-round picks (2008, 2010) to Seattle for a future conditional second-round selection.
- July 24** Re-signed Sean Marks to one-year contract.
- July 30** Named Jay Humphries assistant coach.
- Aug. 28** Named Vinny Del Negro assistant general manager.
- Oct. 1** Signed Brian Skinner to one-year contract. Added Rawle Marshall, Doug Thomas and Richie Frahm to training camp roster.
- Oct. 13** Waived Rawle Marshall and Doug Thomas.
- Oct. 24** Waived Richie Frahm.
- Nov. 28** Assigned Alando Tucker to the Albuquerque Thunderbirds of the NBA Development League.
- Dec. 17** Recalled Alando Tucker. Assigned D.J. Strawberry to the Albuquerque Thunderbirds of the NBA Development League.
- Jan. 10** Recalled D.J. Strawberry. Assigned Alando Tucker to the Albuquerque Thunderbirds of the NBA Development League.
- Jan. 21** Recalled Alando Tucker.
- Feb. 6** Acquired Shaquille O'Neal from the Miami Heat in exchange for Shawn Marion and Marcus Banks.
- Feb. 22** Signed free-agent Linton Johnson to 10-day contract.
- Mar. 3** Signed Linton Johnson to second 10-day contract.
- Mar. 4** Signed free-agent Gordan Giricek for the remainder of the season.
- Mar. 13** Assigned Alando Tucker to the Albuquerque Thunderbirds of the NBA Development League.
- Apr. 7** Recalled Alando Tucker.
- Apr. 16** Signed Linton Johnson for the remainder of the season.

## 2008-09

- May 10** Suns Executive VP of Basketball Operations and Head Coach Mike D'Antoni resigns.
- June 9** Terry Porter named the 13th head coach in franchise history.
- June 20** Alvin Gentry, Bill Cartwright, Dan Majerle and Igor Kokoskov join Porter's coaching staff as assistants.
- June 26** Grant Hill exercises player option for 2008-09 season.
- June 26** Selected Robin Lopez (15th overall) and acquired rights Goran Dragic (45th overall) from San Antonio for 2009 second-round pick, cash and the rights to Malik Hairston (48th overall).

- July 10** Signed Robin Lopez.
- July 22** Signed Matt Barnes to a one-year contract.
- Aug. 14** Signed Louis Amundson.
- Aug. 25** Acquired Sean Singletary from Houston for D.J. Strawberry.
- Aug. 27** Announced the promotions of Todd Quinter to Director of Player Personnel and Noel Gillespie to Advance Scout.
- Sept. 22** Signed Goran Dragic.
- Sept. 26** Signed Coleman Collins, Trey Johnson and Robert Hite to training camp contracts.
- Oct. 8** Waived Coleman Collins.
- Oct. 13** Waived Trey Johnson.
- Oct. 23** Exercised contract option on Alando Tucker for 2009-10 season... Waived Robert Hite.
- Dec. 10** Acquired Jason Richardson, Jared Dudley and 2010 second-round pick from Charlotte for Raja Bell, Boris Diaw and Sean Singletary.
- Dec. 24** Signed Dee Brown.
- Dec. 25** Assigned Alando Tucker to Iowa of the D-League.
- Jan. 2** Recalled Alando Tucker from Iowa of the D-League.
- Jan. 6** Released Dee Brown.
- Jan. 20** Signed Courtney Sims to a 10-day contract.
- Feb. 14** Signed Courtney Sims to second 10-day contract.
- Feb. 16** Relieved Terry Porter of head coaching duties; named Alvin Gentry interim head coach.
- March 4** Signed Stromile Swift for the remainder of the season.

## 2009-10

- Aug. 24** Named John Shumate assistant coach, added Bruce Fraser to scouting staff, and promoted Elvis Valcarcel to video coordinator.
- Sept. 15** Reached buyout agreement with Sasha Pavlovic.
- Sept. 28** Announced the signings of Dan Dickau, Carlos Powell and Raymond Sykes to training camp contracts.
- Oct. 5** Waived Raymond Sykes.
- Oct. 21** Waived Dan Dickau and Carlos Powell.
- Oct. 26** Claimed Jarron Collins off waivers.
- Oct. 30** Exercised 2010-11 team options on Jared Dudley and Robin Lopez, declined the 2010-11 option on Alando Tucker.
- Dec. 7** Assigned Taylor Griffin to the Iowa Energy of the NBA D-League. Griffin was recalled Dec. 14.
- Dec. 28** Assigned Taylor Griffin to the Iowa Energy of the NBA D-League. Griffin was recalled on Jan. 20.
- Dec. 29** Traded Alando Tucker, a conditional second-round pick and cash considerations to the Timberwolves for Jason Hart. The Suns then waived Hart.
- March 15** Assigned Earl Clark to the Iowa Energy of the NBA D-League. Clark was recalled on March 21.
- April 5** Signed Dwayne Jones from the Austin Toros of the NBA Development League.

- April 7** Assigned Taylor Griffin to the Iowa Energy of the NBA Development League. Griffin was recalled on April 12.
- June 8** Grant Hill exercised player option for 2010-11 season.
- June 15** Suns and President of Basketball Operations and General Manager Steve Kerr announced that Kerr would leave the club at the end of his contract on June 30.
- June 24** Selected Georgia Tech forward Gani Lawal (46th overall, second round) and Miami (FL) forward Dwayne Collins (60th overall, second round) in 2010 NBA Draft.
- June 24** Exercised third-year contract option on head coach Alvin Gentry for 2011-12 season.
- June 24** Signed assistant coaches Dan Majerle, Bill Cartwright and Igor Kokoskov through 2011-12 season.
- June 29** Named Noel Gillespie assistant coach/advance scout.
- July 8** Re-signed free agent Channing Frye to a five-year deal.
- July 9** Completed sign-and-trade deal with New York that sent free agent Amar'e Stoudemire to Knicks. Phoenix received a trade exception.
- July 9** Acquired Hakim Warrick in a sign-and-trade deal with the Chicago Bulls in exchange for a 2011 second-round pick. Warrick signed a four-year contract.
- July 14** Acquired Josh Childress in a sign-and-trade deal with the Atlanta Hawks in exchange for a 2012 second-round pick. Childress signed a five-year contract.
- July 14** Acquired Hedo Turkoglu from Toronto Raptors in exchange for Leandro Barbosa and Dwayne Jones.

## 2010-11

- July 20:** Named sports attorney Lon Babby the club's president of basketball operations.
- July 26:** Waived Taylor Griffin.
- Aug. 2:** Signed draft pick Gani Lawal.
- Aug. 4:** Signed Matt Janning.
- Aug. 5:** Named former Spurs and Cavaliers executive Lance Blanks the club's general manager.
- Aug. 30:** Signed Dwayne Jones.
- Sept. 15:** Named John Treloar director of player personnel.
- Sept. 23:** Signed head coach Alvin Gentry to a contract extension through 2012-13.
- Sept. 27:** Signed Chucky Atkins, Zabian Dowdell and Garret Siler to contracts.

- Oct. 11:** Waived Chucky Atkins.
- Oct. 19:** Waived Zabian Dowdell and Dwayne Jones.
- Oct. 21:** Exercised fourth-year option on the contract of Robin Lopez for the 2011-12 season.
- Nov. 1:** Signed Jared Dudley to a multiyear contract extension.
- Nov. 16:** Assigned Gani Lawal to Iowa Energy of NBA D-League. He was recalled on Dec. 19.
- Nov. 16:** Waived Matt Janning and signed Earl Barron.
- Dec. 18:** Acquired Vince Carter, Marcin Gortat, Mickael Pietrus, a 2011 first-round pick and cash considerations from Orlando for Jason Richardson, Hedo Turkoglu and Earl Clark.
- Dec. 21:** Waived Earl Barron.
- Jan. 2:** Assigned Garret Siler to Iowa of the NBA Development League. He was recalled on Jan. 9.
- Jan. 9:** Signed Zabian Dowdell to a 10-day contract.
- Jan. 26:** Signed Zabian Dowdell to a second 10-day contract.
- Feb. 6:** Signed Zabian Dowdell for the remainder of the season.
- Feb. 24:** Acquired Aaron Brooks from Houston in exchange for Goran Dragic and a protected 2011 first-round pick.
- June 14:** Mickael Pietrus exercised the player option on his contract for the 2011-12 season.
- June 23:** Suns and Vince Carter agreed to modify the date on which Carter's contract became fully guaranteed, changing it to the start of NBA free agency for the 2011-12 season.
- June 23:** Extended a qualifying offer to restricted free agent guard Aaron Brooks.
- June 23:** Selected Kansas forward Markieff Morris with the 13th overall pick in the 2011 NBA Draft.
- July 1:** The NBA commenced a lockout of its players, effective at 12:01 a.m. ET.
- July 7:** The NBA and the Suns announced the Bakersfield Jam as the Suns' NBA Development League affiliate.
- July 14:** Former Houston Rockets assistant Elston Turner named an assistant coach.

Please refer to Transactions 2011-12 Season Review section

# Suns Draft Résumé

## 1968 Expansion Draft – May 6

Player	Team Acquired From
John Barnhill	San Diego
Emmette Bryant	New York
Gail Goodrich	Los Angeles
Dennis Hamilton	Los Angeles
Neil Johnson	New York
David Lattin	San Francisco
Paul Long	Detroit
Stan McKenzie	Baltimore
McCoy McLemore	Chicago
Bill Melchionni	Philadelphia
Dave Schellhase	Chicago
Dick Snyder	Atlanta
Craig Spitzer	Chicago
Eugene Tormohlen	Atlanta
Dick Van Arsdale	New York
Roland West	Baltimore
John Wetzel	Los Angeles
George Wilson	Seattle

## 1968 NBA Draft – June 4

Player	From	Rd.	Pick
1. Gary Gregor	South Carolina	1	8
2. Dick Cunningham	Murray State	2	21
3. Art Beatty	American	3	36
4. Rich Jones	Memphis State	4	50
5. Harry Holines	Denver	5	64
6. Rodney Knowles	Davidson	6	77
7. Charles Parkes	Idaho State	7	92
8. Brian Clare	Denver	8	105
9. Merv Jackson	Utah	9	120
10. Lee Davis	N. Carolina Coll.	10	133
11. Ron Boone	Idaho State	11	147
12. Bill Davis	Arizona	12	160

## 1969 NBA Draft – April 7

Player	From	Rd.	Pick
1. Neal Walk	Florida	1	2
2. Gene Williams	Kansas State	2	23
3. Floyd Kerr	Colorado State	3	30
4. Lamar Green	Morehead State	3	33
5. Lloyd Kerr	Colorado State	3	39
6. Dennis Stewart	Michigan	4	44
7. Rich Jones	Michigan	5	58
8. Dan Sadlier	Dayton	6	72
9. Bill Sweek	UCLA	7	86
10. Bob Edwards	Arizona State	8	100

11. Steve Jennings	USC	9	114
12. Rick Abramson	Oregon	10	128
13. Fred Lind	Duke	11	142
14. Bob Miller	Toledo	12	156
15. Andy White	UTEP	13	169
16. Marv Schmidt	W. New Mexico	14	180

## 1970 NBA Draft – May 23

Player	From	Rd.	Pick
1. Greg Howard	New Mexico	1	10
2. Fred Taylor	Pan American	2	27
3. Joe DePre	St. John's	2	29
4. Greg McDivitt	Ohio	3	44
5. Vann Williford	N. C. State	3	48
6. Bob Lienhard	Georgia	4	61
7. John Canine	Ohio	5	78
8. Joe Thomas	Marquette	6	95
9. Heyward Dotson	Columbia	7	112
10. Steve Patterson	UCLA	8	129
11. Carl Ashley	Wyoming	9	146
12. G. Schreur	Arizona State	10	163
13. Jim Walls	Clark College	11	178
14. Ric Cobb	Marquette	12	190
15. Fred Carpenter	Hawaii	13	200
16. Chad Calabria	Iowa	14	210
17. Walt Williams	Miami (Ohio)	15	219

## 1971 NBA Draft – May 29

Player	From	Rd.	Pick
1. John Roche	South Carolina	1	14
2. Dennis Layton	USC	3	48
3. Walt Szczerbak	G. Washington	4	65
4. Ken Gardner	Utah	5	82
5. Bob Kissane	Holy Cross	5	84
6. William Graham	Kentucky State	6	99
7. Ralph Brateris	Trenton State	7	116
8. Vernell Ellzy	Florida State	8	133
9. Mike Johnson	Kansas State	9	149
10. Tom Newell	Hawaii	10	165
11. Paul Leitz	W. Carolina	11	179
12. Floyd Mason	Alcorn A&M	12	192
13. Ron Dorsey	Tennessee State	13	204
14. Ken Booker	UCLA	14	213
15. Curtis Carter	Bishop College	15	222

## 1972 NBA Draft – April 10

Player	From	Rd.	Pick
1. Corky Calhoun	Pennsylvania	1	4
2. Scott English	UTEP	3	33
3. Don Buse	Evansville	3	34
4. Claude Terry	Stanford	3	42
5. Matt Gantt	St. Bonaventure	4	59
6. Wardell Dyson	Shaw College	5	75
7. Charles Edge	Le Moyne	6	92
8. Bernie Fryer	Brigham Young	7	109
9. Russell Golden	Jackson State	8	125
10. Bill Kennedy	Arizona State	9	140
11. Al Vilchek	Louisville	10	153
12. John Belcher	Arkansas State	11	164
13. Mark Soderberg	Utah	12	172
14. Kelly Utley	Shaw College	13	179
15. Ray Golson	West Texas State	14	186

## 1973 NBA Draft – April 23

Player	From	Rd.	Pick
1. Mike Bantom	St. Joseph's	1	8
2. Gary Melchionni	Duke	2	38
3. Joe Reaves	Bethel	3	42
4. Steve Mitchell	Kansas State	3	43
5. Ron Robinson	Memphis State	4	60
6. Clinton Harris	Iowa State	5	77
7. Gene Doyle	Holy Cross	6	94
8. Jerry Bisbano	SW Louisiana	7	111
9. Jim Owens	Arizona State	8	128
10. Sandy Smith	Winston-Salem	9	144
11. Claude White	Elmhurst College	10	158
12. Lynn Greer	Virginia St. Coll.	11	170
13. Lyman Williamson	Samford College	12	179
14. Kalevi Sarkalahti	Brigham Young	13	186

## 1974 NBA Draft – May 8

Player	From	Rd.	Pick
1. John Shumate	Notre Dame	1	4
2. Fred Saunders	Syracuse	2	31
3. George Gervin	Eastern Michigan	3	40
4. Earl Williams	Winston-Salem	3	49
5. Randy Allen	Indiana (Pa.)	4	58
6. Ralph Bobik	Creighton	5	76
7. Collis Temple	LSU	6	94
8. Clyde Dickey	Boise State	7	112
9. Tom Holland	Oklahoma	8	130
10. Ted Evans	Oklahoma	9	148
11. Mark Wasley	Arizona State	10	165

## 1975 NBA Draft – May 9

Player	From	Rd.	Pick
1. Alvan Adams	Oklahoma	1	4
2. Ricky Sobers	UNLV	1	16
3. Allen Murphy	Louisville	2	35
4. Jimmy D. Connor	Kentucky	2	36
5. Bayard Forrest	Grand Canyon	3	54
6. Sam McCants	Oral Roberts	4	58
7. Joe Pace	Coppin State	5	76
8. Biff Burrell	USC	6	94
9. Dave Edmunds	West Georgia	7	112
10. Jack Schrader	Arizona State	8	130
11. Owen Brown	Maryland	9	147
12. Mike Moon	Arizona State	10	163

## 1976 NBA Draft – June 8

Player	From	Rd.	Pick
1. Ron Lee	Oregon	1	10
2. Al Fleming	Arizona	2	30
3. Butch Feher	Vanderbilt	2	33
4. Ira Terrell	Southern Methodist	3	45
5. Paul Miller	Oregon State	4	62
6. Ralph Walker	St. Mary's (Calif.)	5	79
7. Carl Brown	Eastern Kentucky	6	97
8. Brad Warble	Eastern Illinois	7	115
9. Tom DeBerry	Northern Arizona	8	133
10. John Irving	Hofstra	9	151
11. Gary Jackson	Arizona State	10	169

## 1977 NBA Draft – June 10

Player	From	Rd.	Pick
1. Walter Davis	North Carolina	1	5
2. Mike Bratz	Stanford	3	66
3. Greg Griffin	Idaho State	4	71
4. Cecil Rellford	St. John's	5	93
5. Billy McKinney	Northwestern	6	115
6. Alvin Scott	Oral Roberts	7	137
7. Alvin Joseph	Cal Riverside	8	159

## 1978 NBA Draft – June 9

Player	From	Rd.	Pick
1. Marty Byrnes	Syracuse	1	19
2. Joel Kramer	San Diego State	3	63
3. Bob Miller	Cincinnati	4	85
4. Wayne Smith	Cal-Irvine	4	88
5. Andre Wakefield	Loyola (ILL.)	5	107
6. Charles Thompson	Houston	6	128
7. Steve Malovic	San Diego State	7	149
8. George Fowler	Pacific	8	167
9. Nate Stokes	Grand Canyon	9	184
10. Lewis Cohen	Cal.-Poly (SLO)	10	209

## 1979 NBA Draft – June 25

Player	From	Rd.	Pick
1. Kyle Macy	Kentucky	1	22
2. Johnny High	Nevada-Reno	2	24
3. Al Green	LSU	3	64
4. Malcomb Cesare	Florida	4	86
5. Mark Eaton	Cypress J.C.	5	107
6. Dale Shackelford	Syracuse	6	127
7. Ollie Matson	Pepperdine	7	148
8. Charley Jones	Albany State	8	177
9. Hosea Champine	Robert Morris	9	196
10. Korky Nelson	Santa Clara	10	215

## 1980 NBA Draft – June 10

Player	From	Rd.	Pick
1. Kimberly Belton	Stanford	2	42
2. John Campbell	Clemson	3	59
3. Doug True	Cal-Berkley	3	65
4. Leroy Stampley	Loyola (ILL.)	4	88
5. Mark Stevens	Northern Arizona	5	111
6. Coby Leavitt	Utah	6	134
7. Ron Williams	Western Montana	7	157
8. Jim Connolly	La Salle	8	179
9. Keith French	North Park	9	200
10. Randy Carroll	Kansas	10	220

## 1981 NBA Draft – June 9

Player	From	Rd. Pick
1. Larry Nance	Clemson	1 20
2. Sam Clancy	Pittsburgh	3 62
3. Craig Dykema	Long Beach State	3 66
4. Paul Heuerman	Michigan	5 112
5. Pete Harris	Northeastern	6 135
6. David Williams	Southern	7 158
7. Steve Risley	Indiana	8 180
8. Brian Johnson	Colorado	9 200
9. Felton Sealey	Oregon	10 220

## 1982 NBA Draft – June 29

Player	From	Rd. Pick
1. David Thirdkill	Bradley	1 15
2. Kevin Magee	Cal-Irvine	2 39
3. Charles Pittman	Maryland	3 61
4. Rory White	South Alabama	4 86
5. Marvin McCrary	Missouri	5 108
6. Jake Bethany	Hardin-Simmons	6 130
7. Phil Ward	UNC-Charlotte	7 155
8. Rick Elrod	Georgetown (Ky.)	8 177
9. Ken Lyles	Washington	9 199
10. Dale Wilkinson	Idaho State	10 221

## 1983 NBA Draft – June 28

Player	From	Rd. Pick
1. Rod Foster	UCLA	2 28
2. Paul Williams	Arizona State	2 45
3. Dereck Whittenburg	N.C. State	3 51
4. Sam Mosley	Nevada-Reno	4 89
5. Rick Lamb	Illinois State	5 113
6. Edward Bona	Fordham	6 135
7. Fred Brown	Virginia Comm.	7 159
8. Mike Mulquin	Villanova	8 181
9. Joe Dykstra	Western Illinois	9 204
10. Bo Overton	Oklahoma	10 225

## 1984 NBA Draft – June 19

Player	From	Rd. Pick
1. Jay Humphries	Colorado	1 13
2. Charles Jones	Louisville	2 36
3. Murray Jarman	Clemson	3 59
4. Jeff Collins	UNLV	4 82
5. Bill Flye	Richmond	5 105
6. Herman Veal	Maryland	6 128
7. Raymond Crenshaw	Oklahoma State	7 151
8. Mark Fothergill	Maryland	8 174
9. Buddy Cox	Bellarmine	9 196
10. Ezra Hill, Jr.	Liberty Baptist	10 218

## 1985 NBA Draft – June 18

Player	From	Rd. Pick
1. Ed Pinckney	Villanova	1 10
2. Nick Vanos	Santa Clara	2 32
3. Jerry Everett	Lamar	3 56
4. Granger Hall	Temple	4 78
5. Shawn Campbell	Weber State	5 102
6. Charles Rayne	Temple	6 124
7. Georgi Glouchkov	Bulgarian Nat'l Team	7 148

## 1986 NBA Draft – June 17

Player	From	Rd. Pick
1. William Bedford	Memphis State	1 6
2. Joe Ward	Georgia	2 31
3. Rafael Addison	Syracuse	2 39
4. Jeff Hornacek	Iowa State	2 46
5. Kenny Gattison	Old Dominion	3 55
6. Grant Gondrezick	Pepperdine	4 77
7. Greg Spurling	Carson-Newman	5 101
8. Jim McCaffrey	Holy Cross	6 123
9. Damon Goodwin	Dayton	7 147

## 1987 NBA Draft – June 22

Player	From	Rd. Pick
1. Armon Gilliam	UNLV	1 2
2. Bruce Dalrymple	Georgia Tech	2 46
3. Winston Crite	Texas A & M	3 53
4. Steve Beck	ASU	4 76
5. Brent Counts	Pacific	5 99
6. Marcel Boyce	Akron	6 122
7. Ron Singleton	Grand Canyon	7 145

## 1988 NBA Draft – June 28

Player	From	Rd. Pick
1. Tim Perry	Temple	1 7
2. Dan Majerle	Central Michigan	1 14
3. Andrew Lang	Arkansas	2 28
4. Dean Garrett	Indiana	2 38
5. Steve Kerr	Arizona	2 50
6. Rodney Johns	Grand Canyon	3 55

## 1989 NBA Draft – June 27

Player	From	Rd. Pick
1. Anthony Cook	Arizona	1 24*
2. Ricky Blanton	LSU	2 46
3. Mike Morrison	Loyola-Marymount	2 51
4. Greg Grant	Trenton State	2 52

\*Traded to Detroit for Kenny Battle and Micheal Williams

## 1990 NBA Draft – June 27

Player	From	Rd. Pick
1. Jayson Williams	St. John's	1 21
2. Negele Knight	Dayton	2 31
3. Cedric Ceballos	Cal-Fullerton	2 48
4. Milous Babic	Tennessee Tech	2 50*

\*Traded to Cleveland for Stefano Rusconi

## 1991 NBA Draft – June 26

Player	From	Rd. Pick
1. Chad Gallagher	Creighton	2 32
2. Richard Dumas	Oklahoma State	2 46
3. Joey Wright	Texas	2 50

## 1992 NBA Draft – June 24

Player	From	Rd. Pick
1. Oliver Miller	Arkansas	1 22
2. Brian Davis	Duke	2 48
3. Ron Ellis	Louisiana Tech	2 49

## 1993 NBA Draft – June 30

Player	From	Rd. Pick
1. Malcom Mackey	Georgia Tech	1 27
2. Mark Buford	Miss. Valley State	2 49
3. Byron Wilson	Utah	2 54

## 1994 NBA Draft – June 29

Player	From	Rd. Pick
1. Wesley Person	Auburn	1 23
2. Antonio Lang	Duke	2 29
3. Charles Claxton	Georgia	2 50
4. Anthony Goldwire	Houston	2 52

## 1995 NBA Draft – June 28

Player	From	Rd. Pick
1. Michael Finley	Wisconsin	1 21
2. Mario Bennett	Arizona State	1 27
3. Chris Carr	Southern Illinois	2 56

## 1996 NBA Draft – June 26

Player	From	Rd. Pick
1. Steve Nash	Santa Clara	1 15
2. Russ Millard	Iowa	2 39
3. Ben Davis	Arizona	2 43

## 1997 NBA Draft – June 25

Player	From	Rd. Pick
1. Stephen Jackson	Oak Hill H.S.	2 42

## 1998 NBA Draft – June 24

No Pick

\*Acquired Pat Garrity (from Dallas) and Toby Bailey (from L.A. Lakers) in draft-day trades

## 1999 NBA Draft – June 30

Player	From	Rd. Pick
1. Shawn Marion	UNLV	1 9

## 2000 NBA Draft – June 28

Player	From	Rd. Pick
1. Jake Tsakalidis	AEK (Greece)	1 25

## 2001 NBA Draft – June 27

Player	From	Rd. Pick
1. Alton Ford	Houston	2 51

## 2002 NBA Draft – June 26

Player	From	Rd. Pick
1. Amaré Stoudemire	Cypress Creek H.S.	1 9
2. Casey Jacobsen	Stanford	1 22

## 2003 NBA Draft – June 26

Player	From	Rd. Pick
1. Zarko Cabarkapa	Buducnost (Serbia)	1 17

\*Acquired the draft rights to Leandro Barbosa (28th pick overall) from San Antonio for a future protected 1st rd. pick

## 2004 NBA Draft – June 24

Player	From	Rd. Pick
1. Luol Deng	Duke	1 7*

\*Traded to Chicago for future 1st rd. pick, the draft rights to Jackson Vroman (31st pick overall) and cash

## 2005 NBA Draft – June 28

Player	From	Rd. Pick
1. Nate Robinson	Washington	1 21*
2. Marcin Gortat	Rhein (Germany)	2 57#

\*Traded to New York with Quentin Richardson for Kurt Thomas and the draft rights to Dijon Thompson (54th pick overall)

#Traded to Orlando for future considerations

## 2006 NBA Draft – June 28

Player	From	Rd. Pick
1. Rajon Rondo	Kentucky	1 21*
2. Sergio Rodriguez	Adecco Madrid (Spain)	1 27#

\*Traded to Boston with Brian Grant for a lottery-protected 1st rd. pick (via Cleveland)

#Traded to Portland for cash considerations

## 2007 NBA Draft – June 28

Player	From	Rd. Pick
1. Rudy Fernandez	Jovenut Badalona (Spain)	1 24*
2. Alando Tucker	Wisconsin	1 29
3. D.J. Strawberry	Maryland	2 59

\*Traded along with James Jones for cash considerations

## 2008 NBA Draft – June 26

Player	From	Rd. Pick
1. Robin Lopez	Stanford	1 15
2. Malik Hairston	Oregon	2 48*

\*Traded along with 2009 second-round pick (obtained from Golden State) and cash considerations for rights to 45th overall pick Goran Dragic

## 2009 NBA Draft – June 26

Player	From	Rd. Pick
1. Earl Clark	Louisville	1 14
2. Taylor Griffin	Oklahoma	2 48
3. Emir Preldzic	Fenerbahce Ulker (Turkey)	2 57*

\*Traded draft rights to Cleveland for cash considerations

## 2010 NBA Draft – June 24

Player	From	Rd. Pick
1. Gani Lawal	Georgia Tech	2 46
2. Dwayne Collins	Miami (FL)	2 60

## 2011 NBA Draft – June 23

Player	From	Rd. Pick
1. Markieff Morris	Kansas	1 13

## 2012 NBA Draft – June 28

Player	From	Rd. Pick
1. Kendall Marshall	North Carolina	1 13





**PLAYOFFS**

# All-Time Playoff Results

## SUNS ALL-TIME PLAYOFF RECORD — 133-141 (.485)

### 1969-70 (Suns 39-43 Regular Season)

The playoff format in 1970 rewarded the top four teams from both the Western and Eastern Conferences. The first series, known as the semifinals, was a best-of-seven format as were the two following rounds: the conference finals and the NBA Finals.

#### SEMIFINALS (Lakers 4, Suns 3)

DATE	OPPONENTS	SITE	SUNS-OPP	W-L	SUNS HI PTS	SUNS HI REBS	OPP HI PTS	OPP HI REBS
3/25/70	L.A. Lakers	Los Angeles	112-128	L	Silas 26	Silas 18	Baylor 32	Chamberlain 19
3/29/70	L.A. Lakers	Los Angeles	114-101	W	Hawkins 34	Hawkins 20	West 33	Chamberlain 25
4/2/70	L.A. Lakers	Phoenix	112-98	W	Goodrich 29	Silas 16	West 31	Chamberlain 12
4/4/70	L.A. Lakers	Phoenix	112-102	W	Goodrich 34	Silas 16	Chamberlain 29	Chamberlain 19
4/5/70	L.A. Lakers	Los Angeles	121-138	L	Hawkins 28	Hawkins 19	West 36	Chamberlain 14
4/7/70	L.A. Lakers	Phoenix	93-104	L	Hawkins 24	Silas 21	West 35	Chamberlain 26
4/9/70	L.A. Lakers	Los Angeles	94-129	L	Hawkins 25	Hawkins 15	Chamberlain 30	Chamberlain 27

### 1975-76 (Suns 42-40 Regular Season)

Beginning with the 1974-75 season, the league was divided into the four divisions and two conferences we know today. Five teams from each conference advanced to the playoffs. The winningest three teams received a bye in the first-round, the remaining two teams played in a best-of-five first-round series. The best-of-seven semifinals pitted the first-place team against the winner of the first-round series and the second and third-place teams against each other, with the winners advancing to the conference finals and the NBA Finals.

This procedure changed slightly prior to the start of the 1976-77 season when additional teams were added to the league. At that time, six teams advanced to the playoffs and each of the division winners received a bye to the semifinals. Again, the first-round of the playoffs was a best-of-five series and each of the three following series were best-of-seven.

#### FIRST-ROUND BYE

#### SEMIFINALS (Suns 4, Sonics 2)

DATE	OPPONENTS	SITE	SUNS-OPP	W-L	SUNS HI PTS	SUNS HI REBS	OPP HI PTS	OPP HI REBS
4/13/76	Seattle	Seattle	99-102	L	Westphal 24	Heard 10	Brown 34	Brown 7
4/15/76	Seattle	Seattle	116-111	W	Adams 23	Perry 12	Brown 45	Burleson 12
4/18/76	Seattle	Phoenix	103-91	W	GH/PW 16	Heard 14	Watts 18	TS/TB/WN 8
4/20/76	Seattle	Phoenix	130-114	W	Westphal 39	Heard 11	Brown 33	Burleson 20
4/25/76	Seattle	Seattle	108-114	L	Westphal 27	Awtrey 12	Seals 28	Norwood 13
4/27/76	Seattle	Phoenix	123-112	W	Erickson 20	GH/AA 9	BS/SW 24	Seals 7

#### WESTERN CONFERENCE FINALS (Suns 4, Warriors 3)

5/2/76	Golden St.	Golden St.	103-128	L	Perry 22	Adams 14	Barry 38	Ray 11
5/5/76	Golden St.	Golden St.	108-101	W	Westphal 31	Heard 12	Barry 44	G. Johnson 11
5/7/76	Golden St.	Phoenix	91-99	L	Westphal 24	Adams 14	Wilkes 22	Barry 7
5/9/76	Golden St.	Phoenix	133-129**	W	Erickson 28	Heard 18	Smith 30	Wilkes 14
5/12/76	Golden St.	Golden St.	95-111	L	Perry 23	Perry 18	Smith 25	Ray 16
5/14/76	Golden St.	Phoenix	105-104	W	Erickson 24	Heard 15	Barry 30	Ray 12
5/16/76	Golden St.	Golden St.	94-86	W	GH/PW 21	Adams 20	Barry 20	JW/CR 13

#### NBA FINALS (Celtics 4, Suns 2)

5/23/76	Boston	Boston	87-98	L	Adams 26	Perry 10	Cowens 25	Cowens 21
5/27/76	Boston	Boston	90-105	L	Westphal 28	Adams 15	Havlicek 23	Silas 17
5/30/76	Boston	Phoenix	105-98	W	Adams 33	Adams 14	White 24	Cowens 17
6/2/76	Boston	Phoenix	109-107	W	Westphal 28	Heard 15	White 25	Silas 14
6/4/76	Boston	Boston	126-128***	L	RS/PW 25	Perry 15	White 33	Cowens 19
6/6/76	Boston	Phoenix	80-87	L	Adams 20	Heard 10	Scott 25	Cowens 17

### 1977-78 (Suns 49-33 Regular Season)

#### FIRST ROUND (Bucks 2, Suns 0)

DATE	OPPONENTS	SITE	SUNS-OPP	W-L	SUNS HI PTS	SUNS HI REBS	OPP HI PTS	OPP HI REBS
4/11/78	Milwaukee	Phoenix	103-111	L	Davis 31	Adams 9	Winters 31	Johnson 16
4/14/78	Milwaukee	Milwaukee	90-94	L	Westphal 32	Davis 9	Johnson 33	Meyers 14

\* Overtime    \*\* Double Overtime    \*\*\* Triple Overtime

## 1978-79 (Suns 50-32 Regular Season)

### FIRST ROUND (Suns 2, Trail Blazers 1)

DATE	OPPONENTS	SITE	SUNS-OPP	W-L	SUNS HI PTS	SUNS HI REBS	OPP HI PTS	OPP HI REBS
4/10/79	Portland	Phoenix	107-103	W	Westphal 28	Davis/AA 5	Brewer 26	ML/MT 10
4/13/79	Portland	Portland	92-96	L	Davis 31	Heard 9	Brewer 21	Thompson 17
4/15/79	Portland	Phoenix	101-91	W	Westphal 26	Heard 12	MT/ML/LS 16	Lucas 16

### SEMIFINALS (Suns 4, Kings 1)

4/17/79	Kansas City	Phoenix	102-99	W	Westphal 25	Robinson 12	Birdsong 20	Lacey 12
4/20/79	Kansas City	Kansas City	91-111	L	Robinson 17	Robinson 13	Birdsong 23	Wedman 10
4/22/79	Kansas City	Phx (ASU)	108-93	W	Davis 22	Adams 9	SW/OB 22	Robinzine 10
4/25/79	Kansas City	Kansas City	108-94	W	Westphal 26	Heard 14	Wedman 21	Lacey 13
4/27/79	Kansas City	Phoenix	120-99	W	Westphal 32	Kramer 11	Birdsong 21	Lacey 10

### WESTERN CONFERENCE FINALS (Sonic 4, Suns 3)

5/1/79	Seattle	Seattle	93-108	L	Adams 18	Adams 12	Williams 27	Sikma 11
5/4/79	Seattle	Seattle	97-103	L	Westphal 29	Robinson 9	J. Johnson 21	Shelton 15
5/6/79	Seattle	Phoenix	113-103	W	Westphal 25	Davis 10	Williams 35	JJ/Sikma 9
5/8/79	Seattle	Phoenix	100-91	W	Davis 27	Heard 12	Williams 22	Shelton 10
5/11/79	Seattle	Seattle	99-93	W	Westphal 27	Robinson 14	D. Johnson 24	Sikma 12
5/13/79	Seattle	Phoenix	105-106	L	Westphal 29	Kramer 8	D. Johnson 23	Sikma 10
5/17/79	Seattle	Seattle	110-114	L	Davis 26	Robinson 14	Sikma 33	Sikma 11

## 1979-80 (Suns 55-27 Regular Season)

### FIRST ROUND (Suns 2, Kings 1)

DATE	OPPONENTS	SITE	SUNS-OPP	W-L	SUNS HI PTS	SUNS HI REBS	OPP HI PTS	OPP HI REBS
4/2/80	Kansas City	Phoenix	96-93	W	Westphal 23	Robinson 14	Birdsong 23	King 10
4/4/80	Kansas City	Kansas City	96-106	L	Adams 22	Adams 12	Wedman 32	Wedman 9
4/6/80	Kansas City	Phoenix	114-99	W	Davis 22	Adams 20	Wedman 24	King 11

### SEMIFINALS (Lakers 4, Suns 1)

4/8/80	L.A. Lakers	Los Angeles	110-119	L	Davis 24	Kelley 10	Abdul-Jabbar 30	KAJ/MJ 12
4/9/80	L.A. Lakers	Los Angeles	128-131*	L	Westphal 37	Heard 9	Abdul-Jabbar 32	Johnson 13
4/11/80	L.A. Lakers	Phoenix	105-108	L	Davis 28	Heard 11	Abdul-Jabbar 37	Johnson 13
4/13/80	L.A. Lakers	Phoenix	127-101	W	Westphal 25	Heard 9	Abdul-Jabbar 25	Abdul-Jabbar 11
4/15/80	L.A. Lakers	Los Angeles	101-126	L	Davis 24	AA/Cook 6	Abdul-Jabbar 35	Abdul-Jabbar 16

## 1980-81 (Suns 57-25 Regular Season)

### FIRST-ROUND BYE

### SEMIFINALS (Kings 4, Suns 3)

DATE	OPPONENTS	SITE	SUNS-OPP	W-L	SUNS HI PTS	SUNS HI REBS	OPP HI PTS	OPP HI REBS
4/7/81	Kansas City	Phoenix	102-80	W	WD/DJ 16	Cook 12	King 15	King 8
4/8/81	Kansas City	Phoenix	83-88	L	D. Johnson 31	Robinson 8	Wedman 24	King 12
4/10/81	Kansas City	Kansas City	92-93	L	AA/DJ 19	D. Johnson 9	King 29	Lacey 12
4/12/81	Kansas City	Kansas City	95-102	L	Robinson 23	Robinson 13	Grunfeld 27	Lacey 11
4/15/81	Kansas City	Phoenix	101-89	W	Davis 20	Robinson 20	King 29	SL/LD 8
4/17/81	Kansas City	Kansas City	81-76	W	D. Johnson 17	Robinson 10	Wedman 19	Lacey 12
4/19/81	Kansas City	Phoenix	88-95	L	D. Johnson 28	DJ/AA 7	RK/EG 23	RK/SL 7

## 1981-82 (Suns 46-36 Regular Season)

### FIRST ROUND (Suns 2, Nuggets 1)

DATE	OPPONENTS	SITE	SUNS-OPP	W-L	SUNS HI PTS	SUNS HI REBS	OPP HI PTS	OPP HI REBS
4/20/82	Denver	Denver	113-129	L	Macy 22	Robinson 13	Vandeweghe 29	English 10
4/23/82	Denver	Phoenix	126-110	W	Johnson 29	Adams 9	Issel 26	English 6
4/24/82	Denver	Denver	124-119	W	Davis 30	Robinson 9	Issel 26	DI/TRD 10

### SEMIFINALS (Lakers 4, Suns 0)

4/27/82	L.A. Lakers	Los Angeles	96-115	L	AA/DJ 20	Robinson 14	Wilkes 28	McAdoo 12
4/28/82	L.A. Lakers	Los Angeles	98-117	L	Johnson 27	Nance 11	Abdul-Jabbar 24	E. Johnson 12
4/30/82	L.A. Lakers	Phoenix	106-114	L	Adams 23	Adams 12	Wilkes 26	E. Johnson 14
5/2/82	L.A. Lakers	Phoenix	107-112	L	Johnson 31	LN/KM 6	JW/KAJ 24	Abdul-Jabbar 13

## 1982-83 (Suns 53-29 Regular Season)

### FIRST ROUND (Nuggets 2, Suns 1)

DATE	OPPONENTS	SITE	SUNS-OPP	W-L	SUNS HI PTS	SUNS HI REBS	OPP HI PTS	OPP HI REBS
4/19/83	Denver	Phoenix	121-108	W	Johnson 28	Johnson 12	Vandeweghe 32	Dunn 11
4/21/83	Denver	Denver	99-113	L	Davis 31	Edwards 9	Vandeweghe 26	Issel 12
4/24/83	Denver	Phoenix	112-117*	L	Davis 29	Nance 12	English 42	Dunn 12

\* Overtime    \*\* Double Overtime    \*\*\* Triple Overtime

## 1983-84 (Suns 41-41 Regular Season)

The playoff format, as we know it today, was implemented. Eight teams from each conference make the playoffs, with the division winners having the top two seeds in each conference. Seedings are then determined by record.

### FIRST ROUND (Suns 3, Trail Blazers 2)

DATE	OPPONENTS	SITE	SUNS-OPP	W-L	SUNS HI PTS	SUNS HI REBS	OPP HI PTS	OPP HI REBS
4/18/84	Portland	Portland	113-106	W	Edwards 23	Nance 9	Carr 24	Natt 9
4/20/84	Portland	Portland	116-122	L	Davis 25	Lucas/Davis 5	Paxson 27	Thompson 13
4/22/84	Portland	Phoenix	106-103	W	Davis 27	Lucas/Nance 10	Valentine 29	MT/MC 8
4/24/84	Portland	Phoenix	110-113	L	Davis 29	Lucas 10	Natt 30	Natt 8
4/26/84	Portland	Portland	117-105	W	Davis 29	Lucas 12	Paxson 24	Natt 10

### SEMIFINALS (Suns 4, Jazz 2)

4/29/84	Utah	Utah	95-105	L	Davis 21	Edwards 8	Dantley 36	Bailey 13
5/2/84	Utah	Utah	102-97	W	Davis 28	Lucas 15	Dantley 26	Eaton 9
5/4/84	Utah	Phoenix	106-94	W	Davis 30	Lucas 14	Dantley 31	Eaton 11
5/6/84	Utah	Phoenix	111-110*	W	Davis 32	Adams 15	Dantley 37	Eaton 12
5/8/84	Utah	Utah	106-118	L	Lucas 19	Lucas 12	Dantley 46	Eaton 11
5/10/84	Utah	Phoenix	102-82	W	Davis 21	Nance 9	Dantley 23	Eaton 10

### WESTERN CONFERENCE FINALS (Lakers 4, Suns 2)

5/12/84	L.A. Lakers	Los Angeles	94-110	L	Davis 24	Nance 15	McAdoo 20	Abdul-Jabbar 10
5/15/84	L.A. Lakers	Los Angeles	102-118	L	Nance 29	Nance 9	Abdul-Jabbar 21	Abdul-Jabbar 10
5/18/84	L.A. Lakers	Phoenix	135-127*	W	Davis 34	Lucas 17	Abdul-Jabbar 31	KAJ/EJ/JW 8
5/20/84	L.A. Lakers	Phoenix	113-126	L	Nance 27	Lucas 10	Abdul-Jabbar 31	KAJ/KR/JW 7
5/23/84	L.A. Lakers	Los Angeles	126-121	W	Davis 27	Nance 13	Abdul-Jabbar 28	McAdoo 8
5/25/84	L.A. Lakers	Phoenix	97-99	L	Davis 26	Lucas 13	Worthy 22	E. Johnson 11

## 1984-85 (Suns 36-46 Regular Season)

### FIRST ROUND (Lakers 3, Suns 0)

DATE	OPPONENTS	SITE	SUNS-OPP	W-L	SUNS HI PTS	SUNS HI REBS	OPP HI PTS	OPP HI REBS
4/18/85	L.A. Lakers	Los Angeles	114-142	L	Pittman 22	Lucas 11	McGee 22	MC/BM 6
4/20/85	L.A. Lakers	Los Angeles	130-147	L	Adams 23	Lucas 9	Abdul-Jabbar 24	Rambis 7
4/23/85	L.A. Lakers	Phoenix	103-119	L	Lucas 26	Lucas 13	Worthy 23	Rambis 9

## 1988-89 (Suns 55-27 Regular Season)

### FIRST ROUND (Suns 3, Nuggets 0)

DATE	OPPONENTS	SITE	SUNS-OPP	W-L	SUNS HI PTS	SUNS HI REBS	OPP HI PTS	OPP HI REBS
4/28/89	Denver	Phoenix	104-103	W	TMC/KJ 26	Chambers 17	Davis 34	Lever 12
4/30/89	Denver	Phoenix	132-114	W	K. Johnson 34	Chambers 12	English 36	Adams 12
5/2/89	Denver	Denver	130-121	W	TMC/KJ 32	Chambers 17	Davis 26	Turner 7

### SEMIFINALS (Suns 4, Warriors 1)

5/6/89	Golden St.	Phoenix	130-103	W	Chambers 25	E. Johnson 9	Mullin/Teagle 18	L. Smith 8
5/9/89	Golden St.	Phoenix	122-127	L	E. Johnson 35	E. Johnson 9	Mullin 37	Richmond 13
5/11/89	Golden St.	Golden St.	113-104	W	Chambers 31	TMC/TYC 14	Mullin 32	RH/MB 9
5/13/89	Golden St.	Golden St.	135-99	W	E. Johnson 34	Corbin 13	Mullin 28	Mullin 7
5/16/89	Golden St.	Phoenix	116-104	W	TMC/KJ/DM 24	TMC/EJ 11	Richmond 23	L. Smith 9

### WESTERN CONFERENCE FINALS (Lakers 4, Suns 0)

5/20/89	L.A. Lakers	Los Angeles	119-127	L	K. Johnson 27	Chambers 10	Worthy 32	Green 10
5/23/89	L.A. Lakers	Los Angeles	95-101	L	K. Johnson 22	Chambers 10	Scott 30	Johnson 9
5/26/89	L.A. Lakers	Phoenix	107-110	L	Chambers 26	Hornacek 11	Worthy 29	Worthy 12
5/28/89	L.A. Lakers	Phoenix	117-122	L	Chambers 41	Chambers 13	Scott 35	Green 11

## 1989-90 (Suns 54-28 Regular Season)

### FIRST ROUND (Suns 3, Jazz 2)

DATE	OPPONENTS	SITE	SUNS-OPP	W-L	SUNS HI PTS	SUNS HI REBS	OPP HI PTS	OPP HI REBS
4/27/90	Utah	Utah	96-113	L	Majerle 23	Rambis 9	K. Malone 21	K. Malone 11
4/29/90	Utah	Utah	105-87	W	K. Johnson 22	West 21	K. Malone 20	K. Malone 10
5/2/90	Utah	Phoenix	120-105	W	K. Johnson 22	West 10	Bailey 30	K. Malone 11
5/4/90	Utah	Phoenix	94-105	L	E. Johnson 33	West 11	K. Malone 33	K. Malone 11
5/6/90	Utah	Utah	104-102	W	Chambers 32	West 11	KM/Bailey 26	Eaton 9

### SEMIFINALS (Suns 4, Lakers 1)

5/ 8/90	L.A. Lakers	Los Angeles	104-102	W	Chambers 26	West 16	EJ/JW 22	Green 13
5/10/90	L.A. Lakers	Los Angeles	100-124	L	Hornacek 18	Five with 5	Worthy 27	Green 13
5/12/90	L.A. Lakers	Phoenix	117-103	W	Chambers 34	TMC/KJ 7	Worthy 27	Green 10
5/13/90	L.A. Lakers	Phoenix	114-101	W	K. Johnson 30	West 15	E. Johnson 43	Green 18
5/15/90	L.A. Lakers	Los Angeles	106-103	W	K. Johnson 37	West 16	E. Johnson 43	VD/EJ 8

### WESTERN CONFERENCE FINALS (Trail Blazers 4, Suns 2)

5/21/90	Portland	Portland	98-100	L	Chambers 29	West 12	Drexler 20	Kersey 11
5/23/90	Portland	Portland	107-108	L	Chambers 28	Chambers 14	Kersey 29	Kersey 11
5/25/90	Portland	Phoenix	123-89	W	Chambers 24	Lang 10	Kersey 16	Bryant 7
5/27/90	Portland	Phoenix	119-107	W	K. Johnson 28	West 12	Kersey 29	Williams 8
5/29/90	Portland	Portland	114-120	L	K. Johnson 28	Chambers 13	Drexler 32	Kersey 11
5/31/90	Portland	Phoenix	109-112	L	Hornacek 36	Rambis 12	CD/TP 23	Williams 11

\* Overtime    \*\* Double Overtime    \*\*\* Triple Overtime

## 1990-91 (Suns 55-27 Regular Season)

FIRST ROUND (Jazz 3, Suns 1)									
DATE	OPPONENTS	SITE	SUNS-OPP	W-L	SUNS HI PTS	SUNS HI REBS	OPP HI PTS	OPP HI REBS	
4/25/91	Utah	Phoenix	90-129	L	Knight	18	Hornacek	5	K. Malone 27 KM/MB 10
4/27/91	Utah	Phoenix	102-92	W	Hornacek	25	Lang	8	J. Malone 23 K. Malone 14
4/30/91	Utah	Utah	98-107	L	Chambers	26	Hornacek	10	K. Malone 32 M. Brown 11
5/2/91	Utah	Utah	93-101	L	Hornacek	30	Chambers	7	K. Malone 38 K. Malone 13

## 1991-92 (Suns 53-29 Regular Season)

FIRST ROUND (Suns 3, Spurs 0)									
DATE	OPPONENTS	SITE	SUNS-OPP	W-L	SUNS HI PTS	SUNS HI REBS	OPP HI PTS	OPP HI REBS	
4/24/92	San Antonio	Phoenix	117-111	W	Majerle	25	Ceballos	9	Cummings 30 Cummings 12
4/26/92	San Antonio	Phoenix	119-107	W	TP/JH	31	Perry/Lang	10	Cummings 31 Cummings 10
4/29/92	San Antonio	San Antonio	101-92	W	KJ/JH	22	Perry	9	Carr 20 TC/AC 12
SEMIFINALS (Trail Blazers 4, Suns 1)									
5/5/92	Portland	Portland	111-113	L	K. Johnson	24	KJ/TC	8	Porter 31 Drexler 10
5/7/92	Portland	Portland	119-126	L	K. Johnson	35	Hornacek	11	CD/TP 27 Kersey 9
5/9/92	Portland	Phoenix	124-117	W	Hornacek	30	TP/DM	9	Drexler 37 Kersey 9
5/11/92	Portland	Phoenix	151-153**	L	K. Johnson	35	Majerle	11	Drexler 33 Kersey 10
5/14/92	Portland	Portland	106-118	L	TC/TP	19	Chambers	8	Drexler 34 BW/JK 12

## 1992-93 (Suns 62-20 Regular Season)

FIRST ROUND (Suns 3, Lakers 2)									
DATE	OPPONENTS	SITE	SUNS-OPP	W-L	SUNS HI PTS	SUNS HI REBS	OPP HI PTS	OPP HI REBS	
4/30/93	L.A. Lakers	Phoenix	103-107	L	Barkley	34	Barkley	15	Threatt 35 Divac 10
5/2/93	L.A. Lakers	Phoenix	81-86	L	CB/RD/TC	18	Barkley	21	Divac 19 Green/Divac 19
5/4/93	L.A. Lakers	Los Angeles	107-102	W	Barkley	27	Barkley	11	Divac 30 Green 17
5/6/93	L.A. Lakers	Los Angeles	101-86	W	Barkley	28	Barkley	11	Divac 37 Green 15
5/9/93	L.A. Lakers	Phoenix	112-104*	W	Barkley	31	CB/DM	14	Worthy 24 Green 19
SEMIFINALS (Suns 4, Spurs 2)									
5/11/93	San Antonio	Phoenix	98-89	W	K. Johnson	25	Barkley	10	Robinson 32 Robinson 10
5/13/93	San Antonio	Phoenix	109-103	W	Barkley	35	Barkley	10	Robinson 27 Robinson 10
5/15/93	San Antonio	San Antonio	96-111	L	K. Johnson	26	Barkley	14	Carr 21 DR/AJ 8
5/16/93	San Antonio	San Antonio	103-117	L	K. Johnson	26	Barkley	12	Robinson 36 Robinson 16
5/18/93	San Antonio	Phoenix	109-97	W	Barkley	36	Barkley	12	DR/DE 24 Robinson 8
5/20/93	San Antonio	San Antonio	102-100	W	Barkley	28	Barkley	21	Robinson 22 Robinson 14
WESTERN CONFERENCE FINALS (Suns 4, Sonics 3)									
5/24/93	Seattle	Phoenix	105-91	W	Ceballos	21	Barkley	14	McKey 17 Kemp 10
5/26/93	Seattle	Phoenix	99-103	L	Majerle	29	CB/DM	10	Pierce 34 McMillan 8
5/28/93	Seattle	Seattle	104-97	W	K. Johnson	20	Barkley	16	Pierce 28 Kemp 12
5/30/93	Seattle	Seattle	101-120	L	Barkley	27	Barkley	7	SK/DM 20 Kemp 8
6/1/93	Seattle	Phoenix	120-114	W	Barkley	43	Barkley	15	Kemp 33 SK/SP 6
6/3/93	Seattle	Seattle	102-118	L	K. Johnson	22	Barkley	11	Pierce 27 Kemp 15
6/5/93	Seattle	Phoenix	123-110	W	Barkley	44	Barkley	24	E. Johnson 34 Kemp 8
NBA FINALS (Bulls 4, Suns 2)									
6/9/93	Chicago	Phoenix	92-100	L	Barkley	21	Dumas	12	Jordan 31 Jordan 8
6/11/93	Chicago	Phoenix	108-111	L	Barkley	42	Barkley	13	Jordan 42 MJ/SP 12
6/13/93	Chicago	Chicago	129-121***	W	Majerle	28	Barkley	19	Jordan 44 Grant 17
6/16/93	Chicago	Chicago	105-111	L	Barkley	32	Barkley	12	Jordan 55 Grant 16
6/18/93	Chicago	Chicago	108-98	W	RD/KJ	25	Majerle	12	Jordan 41 MJ/HG 7
6/20/93	Chicago	Phoenix	98-99	L	DM/CB	21	Barkley	17	Jordan 33 Pippen 12

## 1993-94 (Suns 56-26 Regular Season)

FIRST ROUND (Suns 3, Warriors 0)									
DATE	OPPONENTS	SITE	SUNS-OPP	W-L	SUNS HI PTS	SUNS HI REBS	OPP HI PTS	OPP HI REBS	
4/29/94	Golden St.	Phoenix	111-104	W	Barkley	36	Barkley	19	Owens 27 Owens 17
5/1/94	Golden St.	Phoenix	117-111	W	K. Johnson	38	Green	10	Mullin 32 Webber 10
5/4/94	Golden St.	Golden St.	140-133	W	Barkley	56	Barkley	14	Mullin 30 CW/CG 8
SEMIFINALS (Rockets 4, Suns 3)									
5/8/94	Houston	Houston	91-87	W	Barkley	21	Barkley	12	Olajuwon 36 Olajuwon 16
5/11/94	Houston	Houston	124-117*	W	Barkley	34	Barkley	15	Olajuwon 31 Olajuwon 17
5/13/94	Houston	Phoenix	102-118	L	K. Johnson	38	Barkley	14	Maxwell 34 Olajuwon 15
5/15/94	Houston	Phoenix	96-107	L	K. Johnson	38	Barkley	14	Olajuwon 28 Thorpe 13
5/17/94	Houston	Houston	86-109	L	Barkley	30	Miller	7	OT/HO 20 Thorpe 13
5/19/94	Houston	Phoenix	103-89	W	K. Johnson	28	Barkley	15	Olajuwon 23 Olajuwon 12
5/21/94	Houston	Houston	94-104	L	K. Johnson	25	Barkley	15	Olajuwon 37 Olajuwon 17

\* Overtime \*\* Double Overtime \*\*\* Triple Overtime



## 1994-95 (Suns 59-23 Regular Season)

FIRST ROUND (Suns 3, Trail Blazers 0)										
DATE	OPPONENTS	SITE	SUNS-OPP	W-L	SUNS HI PTS	SUNS HI REBS		OPP HI PTS		OPP HI REBS
4/28/95	Portland	Phoenix	129-102	W	Barkley 29	Barkley 16	Strickland 23	Dudley/Grant 7		
4/30/95	Portland	Phoenix	103-94	W	K. Johnson 28	Green 15	Strickland 26	Williams 7		
5/2/95	Portland	Portland	117-109	W	Barkley 47	Barkley 12	Strickland 21	C. Robinson 10		
SEMIFINALS (Rockets 4, Suns 3)										
5/9/95	Houston	Phoenix	130-108	W	Barkley 26	Green 15	Cassell 31	Brown 6		
5/11/95	Houston	Phoenix	118-94	W	Barkley 30	Green 14	Olajuwon 25	Horry 8		
5/13/95	Houston	Houston	85-118	L	K. Johnson 14	Green 9	Olajuwon 36	Olajuwon 11		
5/14/95	Houston	Houston	114-110	W	K. Johnson 43	Green 12	Olajuwon 38	Horry 17		
5/16/95	Houston	Phoenix	97-103*	L	K. Johnson 28	CB/Green 20	Olajuwon 31	Olajuwon 16		
5/18/95	Houston	Houston	103-116	L	Barkley 34	Barkley 14	Olajuwon 30	HO/CD 8		
5/20/95	Houston	Phoenix	114-115	L	K. Johnson 46	Barkley 23	HO/CD 29	Olajuwon 11		

## 1995-96 (Suns 41-41 Regular Season)

FIRST ROUND (Spurs 3, Suns 1)										
DATE	OPPONENTS	SITE	SUNS-OPP	W-L	SUNS HI PTS	SUNS HI REBS	OPP HI PTS	OPP HI REBS		
4/26/96	San Antonio	San Antonio	98-120	L	Barkley 26	Barkley 12	Del Negro 29	Perdue 9		
4/28/96	San Antonio	San Antonio	105-103	L	Barkley 30	Barkley 20	Robinson 40	Robinson 21		
5/1/96	San Antonio	Phoenix	94-93	W	Barkley 25	Barkley 13	Robinson 22	Perdue 9		
5/3/96	San Antonio	Phoenix	98-116	L	Barkley 21	Barkley 9	Robinson 30	Robinson 13		

## 1996-97 (Suns 40-42 Regular Season)

FIRST ROUND (Sonics 3, Suns 2)										
DATE	OPPONENTS	SITE	SUNS-OPP	W-L	SUNS HI PTS	SUNS HI REBS	OPP HI PTS	OPP HI REBS		
4/25/97	Seattle	Seattle	106-101	W	Chapman 42	K. Johnson 7	Payton 23	Kemp 15		
4/27/97	Seattle	Seattle	78-122	L	Chapman 18	Person 10	Kemp/Payton 23	Kemp 15		
4/29/97	Seattle	Phoenix	110-103	W	Person 29	Person 10	Payton 34	Kemp 11		
5/1/97	Seattle	Phoenix	115-122*	L	KJ/Kidd 23	Manning 10	Payton 28	Kemp 20		
5/3/97	Seattle	Seattle	92-116	L	Person 26	Person/Kidd 8	Schrempf 24	Kemp 11		

## 1997-98 (Suns 56-26 Regular Season)

FIRST ROUND (Spurs 3, Suns 1)										
DATE	OPPONENTS	SITE	SUNS-OPP	W-L	SUNS HI PTS	SUNS HI REBS	OPP HI PTS	OPP HI REBS		
4/23/98	San Antonio	Phoenix	96-102	L	Johnson 18	McCloud 9	Duncan 32	Robinson 15		
4/25/98	San Antonio	Phoenix	108-101	W	McCloud 22	McDyess 11	Robinson 23	Robinson 16		
4/27/98	San Antonio	San Antonio	88-100	L	McDyess 26	McDyess 17	Duncan 22	Duncan 14		
4/29/98	San Antonio	San Antonio	80-99	L	Johnson 18	McDyess 19	Johnson 30	Robinson 21		

## 1998-99 (Suns 27-23 Regular Season)

FIRST ROUND (Trail Blazers 3, Suns 0)										
DATE	OPPONENTS	SITE	SUNS-OPP	W-L	SUNS HI PTS	SUNS HI REBS	OPP HI PTS	OPP HI REBS		
5/8/99	Portland	Portland	85-95	L	Kidd 17	Gugliotta 9	Rider 25	Grant 10		
5/10/99	Portland	Portland	99-110	L	McCloud/Garrity 15	Gugliotta 9	Grant/DS 22	Sabonis 9		
5/12/99	Portland	Phoenix	93-103	L	Robinson 24	CR/TG 7	Grant 20	Sabonis 11		

## 1999-00 (Suns 53-29 Regular Season)

FIRST ROUND (Suns 3, Spurs 1)										
DATE	OPPONENTS	SITE	SUNS-OPP	W-L	SUNS HI PTS	SUNS HI REBS	OPP HI PTS	OPP HI REBS		
4/22/00	San Antonio	San Antonio	72-70	W	AH/CR 17	Marion 9	Elliott 15	Walker 16		
4/25/00	San Antonio	San Antonio	70-85	L	Hardaway 19	Blount 11	D.Robinson 25	D.Robinson 15		
4/29/00	San Antonio	Phoenix	101-94	W	Hardaway 17	Marion 14	D.Robinson 37	D.Robinson 13		
5/2/00	San Antonio	Phoenix	89-78	W	Hardaway 23	SM/RR 10	D.Robinson 21	D.Robinson 16		
SEMIFINALS (Lakers 4, Suns 1)										
5/7/00	L.A. Lakers	Los Angeles	77-105	L	Hardaway 25	JK/CB 7	O'Neal 37	O'Neal 14		
5/10/00	L.A. Lakers	Los Angeles	96-97	L	Robinson 30	SM/CB 9	O'Neal 38	O'Neal 20		
5/12/00	L.A. Lakers	Phoenix	99-105	L	Hardaway 31	Robinson 9	O'Neal 37	O'Neal 17		
5/14/00	L.A. Lakers	Phoenix	117-98	W	Robinson 32	Kidd 10	O'Neal 24	SON/RH 9		
5/16/00	L.A. Lakers	Los Angeles	65-87	L	Day 10	Rogers 8	Bryant 17	O'Neal 21		

\* Overtime \*\* Double Overtime \*\*\* Triple Overtime



## 2000-01 (Suns 51-31 Regular Season)

FIRST ROUND (Kings 3, Suns 1)										
DATE	OPPONENTS	SITE	SUNS-OPP	W-L	SUNS HI PTS	SUNS HI REBS	OPP HI PTS	OPP HI REBS		
4/22/01	Sacramento	Sacramento	86-83	W	Marion	21	Tsakalidis	11	Webber	15
4/25/01	Sacramento	Sacramento	90-116	L	Delk	14	Gugliotta	8	Stojakovic	9
4/29/01	Sacramento	Phoenix	96-104	L	Kidd	19	Marion	10	Webber	12
5/2/01	Sacramento	Phoenix	82-89	L	Robinson	24	Tsakalidis	12	Stojakovic	13

## 2002-03 (Suns 44-38 Regular Season)

Beginning with the 2003 postseason, all first-round series were switched to best-of-seven series.

FIRST ROUND (Spurs 4, Suns 2)										
DATE	OPPONENTS	SITE	SUNS-OPP	W-L	SUNS HI PTS	SUNS HI REBS	OPP HI PTS	OPP HI REBS		
4/19/03	San Antonio	San Antonio	96-95*	W	Marbury	26	Marion	12	Jackson	13
4/21/03	San Antonio	San Antonio	76-84	L	Marbury	32	Marion	12	Jackson	23
4/25/03	San Antonio	Phoenix	86-99	L	Marbury	25	Johnson	9	Parker	29
4/27/03	San Antonio	Phoenix	86-84	W	Marbury	18	Marion	14	Duncan	24
4/29/03	San Antonio	San Antonio	82-94	L	Marion	22	Stoudemire	14	Rose	27
5/1/03	San Antonio	Phoenix	85-87	L	Marion	24	Marion	15	Jackson	21

## 2004-05 (Suns 62-20 Regular Season)

FIRST ROUND (Suns 4, Grizzlies 0)										
DATE	OPPONENTS	SITE	SUNS-OPP	W-L	SUNS HI PTS	SUNS HI REBS	OPP HI PTS	OPP HI REBS		
4/24/05	Memphis	Phoenix	114-103	W	Marion	26	Marion	13	Miller	9
4/27/05	Memphis	Phoenix	108-103	W	Stoudemire	34	Marion	13	Gasol	16
4/29/05	Memphis	Memphis	110-90	W	Stoudemire	30	Marion	13	Wright	8
5/1/05	Memphis	Memphis	123-115	W	Johnson	25	Marion	11	Gasol	5

SEMIFINALS (Suns 4, Mavericks 2)										
DATE	OPPONENTS	SITE	SUNS-OPP	W-L	SUNS HI PTS	SUNS HI REBS	OPP HI PTS	OPP HI REBS		
5/9/05	Dallas	Phoenix	127-102	W	Stoudemire	40	Stoudemire	16	Nowitzki	13
5/11/05	Dallas	Phoenix	106-108	L	Stoudemire	30	Stoudemire	16	Finley	12
5/13/05	Dallas	Dallas	119-102	W	Stoudemire	37	Stoudemire	14	Nowitzki	13
5/15/05	Dallas	Dallas	109-119	L	Nash	48	Marion	12	Howard	29
5/18/05	Dallas	Phoenix	114-108	W	Nash	34	Stoudemire	18	Nowitzki	11
5/20/05	Dallas	Dallas	130-126*	W	Nash	39	Marion	16	Terry	14

CONFERENCE FINALS (Spurs 4, Suns 1)										
DATE	OPPONENTS	SITE	SUNS-OPP	W-L	SUNS HI PTS	SUNS HI REBS	OPP HI PTS	OPP HI REBS		
5/22/05	San Antonio	Phoenix	114-121	L	Stoudemire	41	SM, AS	9	Parker	15
5/24/05	San Antonio	Phoenix	108-111	L	Stoudemire	37	Marion	12	Duncan	8
5/28/05	San Antonio	San Antonio	92-102	L	Stoudemire	34	Stoudemire	11	Duncan	15
5/30/05	San Antonio	San Antonio	111-106	W	Stoudemire	31	Marion	14	Ginobili	16
6/1/05	San Antonio	Phoenix	95-101	L	Stoudemire	42	Stoudemire	16	Duncan	15

## 2005-06 (Suns 54-28 Regular Season)

FIRST ROUND (Suns 4, Lakers 3)										
DATE	OPPONENTS	SITE	SUNS-OPP	W-L	SUNS HI PTS	SUNS HI REBS	OPP HI PTS	OPP HI REBS		
4/23/06	L.A. Lakers	Phoenix	107-102	W	T. Thomas	22	T. Thomas	15	Bryant	14
4/26/06	L.A. Lakers	Phoenix	93-99	L	Nash	29	TT, SM	9	Bryant	10
4/28/06	L.A. Lakers	L.A. Lakers	92-99	L	Marion	20	Marion, Nash	7	Parker	17
4/30/06	L.A. Lakers	L.A. Lakers	98-99*	L	Nash	22	Marion	12	Odom	10
5/2/06	L.A. Lakers	Phoenix	114-97	W	Diaw	25	Diaw	10	Bryant	15
5/4/06	L.A. Lakers	L.A. Lakers	126-118*	W	Nash	32	Marion	12	Bryant	11
5/6/06	L.A. Lakers	Phoenix	121-90	W	Barbosa	26	Marion	10	Bryant	6

SEMIFINALS (Suns 4, Clippers 3)										
DATE	OPPONENTS	SITE	SUNS-OPP	W-L	SUNS HI PTS	SUNS HI REBS	OPP HI PTS	OPP HI REBS		
5/8/06	L.A. Clippers	Phoenix	130-123	W	Nash	31	Marion	15	Brand	9
5/10/06	L.A. Clippers	Phoenix	97-122	L	Bell	20	Marion	6	Brand	16
5/12/06	L.A. Clippers	L.A. Clippers	94-91	W	Marion	32	Marion	19	Brand	14
5/14/06	L.A. Clippers	L.A. Clippers	107-114	L	Bell	33	Marion	10	Brand	15
5/16/06	L.A. Clippers	Phoenix	125-118**	W	Marion	36	Marion	20	Brand	15
5/18/06	L.A. Clippers	L.A. Clippers	106-118	L	Marion	34	Marion, Diaw	9	Brand	12
5/22/06	L.A. Clippers	Phoenix	127-107	W	Marion	30	Marion	9	Brand	9

CONFERENCE FINALS (Mavericks 4, Suns 2)										
DATE	OPPONENTS	SITE	SUNS-OPP	W-L	SUNS HI PTS	SUNS HI REBS	OPP HI PTS	OPP HI REBS		
5/24/06	Dallas	Dallas	121-118	W	Diaw	34	Marion	13	Harris	19
5/26/06	Dallas	Dallas	98-105	L	Diaw	25	Marion	19	Nowitzki	14
5/28/06	Dallas	Phoenix	88-95	L	Nash	21	Marion	18	Nowitzki	17
5/30/06	Dallas	Phoenix	106-86	W	Barbosa	24	Diaw	9	Howard	9
6/1/06	Dallas	Dallas	101-117	L	T. Thomas	26	Marion	10	Nowitzki	12
6/3/06	Dallas	Phoenix	93-102	L	Diaw	30	Marion, Diaw	11	Nowitzki	15

\* Overtime \*\* Double Overtime \*\*\* Triple Overtime

## 2006-07 (Suns 61-21 Regular Season)

FIRST ROUND (Suns 4, Lakers 1)												
DATE	OPPONENTS	SITE	SUNS-OPP	W-L	SUNS HI PTS	SUNS HI REBS	OPP HI PTS	OPP HI REBS				
4/22/07	L.A. Lakers	Phoenix	95-87	W	Barbosa	26	Marion	16	Bryant	39	Odom	16
4/24/07	L.A. Lakers	Phoenix	126-98	W	Barbosa	26	Marion	10	Bryant	15	Bynum	12
4/26/07	L.A. Lakers	L.A. Lakers	89-95	L	Stoudemire	24	Stoudemire	10	Bryant	45	Odom	16
4/29/07	L.A. Lakers	L.A. Lakers	113-100	W	Stoudemire	27	Stoudemire	21	Bryant	31	Odom	13
5/2/07	L.A. Lakers	Phoenix	119-110	W	Stoudemire	27	Stoudemire	16	Bryant	34	Odom/Turiah	10
SEMIFINALS (Spurs 4, Suns 2)												
5/6/07	San Antonio	Phoenix	106-111	L	Nash	31	Stoudemire	18	Duncan	33	Duncan	16
5/8/07	San Antonio	Phoenix	101-81	W	Stoudemire	27	Marion	10	Duncan	29	Duncan	11
5/12/07	San Antonio	San Antonio	101-108	L	Marion	26	Thomas	12	Duncan	33	Duncan	19
5/14/07	San Antonio	San Antonio	104-98	W	Stoudemire	26	Marion	12	Parker	23	Duncan	11
5/16/07	San Antonio	Phoenix	85-88	L	Marion	24	Marion	17	Ginobili	26	Duncan	12
5/18/07	San Antonio	San Antonio	106-114	L	Stoudemire	38	Stoudemire	12	Ginobili	33	Duncan	13

## 2007-08 (Suns 55-27 Regular Season)

FIRST ROUND (Spurs 4, Suns 1)												
DATE	OPPONENTS	SITE	SUNS-OPP	W-L	SUNS HI PTS	SUNS HI REBS	OPP HI PTS	OPP HI REBS				
4/19/08	San Antonio	San Antonio	115-117**	L	Stoudemire	33	Barbosa	8	Duncan	40	Duncan	15
4/22/08	San Antonio	San Antonio	96-102	L	Stoudemire	33	O'Neal	14	Parker	32	Duncan	17
4/25/08	San Antonio	Phoenix	99-115	L	Stoudemire	28	Stoudemire	11	Parker	41	Duncan	10
4/27/08	San Antonio	Phoenix	105-86	W	Bell	27	O'Neal	12	Parker	18	Duncan	10
4/29/08	San Antonio	San Antonio	87-92	L	Diaw	22	Stoudemire	11	Parker	31	Duncan	17

## 2009-10 (Suns 54-28 Regular Season)

FIRST ROUND (Suns 4, Blazers 2)												
DATE	OPPONENTS	SITE	SUNS-OPP	W-L	SUNS HI PTS	SUNS HI REBS	OPP HI PTS	OPP HI REBS				
4/18/10	Portland	Phoenix	100-105	L	Nash	25	Richardson	10	Miller	31	Camby	17
4/20/10	Portland	Phoenix	119-90	W	Richardson	29	Hill	8	Webster	16	Camby	10
4/22/10	Portland	Portland	108-89	W	Richardson	42	Richardson	8	Aldridge	17	Camby	10
4/24/10	Portland	Portland	87-96	L	Stoudemire	26	Hill	12	Aldridge	31	Aldridge	11
4/26/10	Portland	Phoenix	107-88	W	Frye	20	Frye/Richardson	8	Miller	21	Camby	11
4/29/10	Portland	Portland	99-90	W	Richardson	28	Hill	12	Webster	19	Aldridge	9
SEMIFINALS (Suns 4, Spurs 0)												
5/3/10	San Antonio	Phoenix	111-102	W	Nash	33	Stoudemire	13	Ginobili	27	Duncan	11
5/5/10	San Antonio	Phoenix	110-102	W	Stoudemire	23	Stoudemire	11	Duncan	29	Duncan/Jefferson	10
5/7/10	San Antonio	San Antonio	110-96	W	Dragic	26	Stoudemire/Nash	8	Ginobili	27	Duncan	13
5/9/10	San Antonio	San Antonio	107-101	W	Stoudemire	29	Richardson	8	Parker	22	Duncan/Jefferson	8
CONFERENCE FINALS (Lakers 4, Suns 2)												
5/17/10	L.A. Lakers	L.A. Lakers	107-128	L	Stoudemire	23	RL/JR/LA	6	Bryant	40	Odom	19
5/19/10	L.A. Lakers	L.A. Lakers	112-124	L	Richardson	27	Stoudemire/Lopez	6	Gasol	29	Odom	11
5/23/10	L.A. Lakers	Phoenix	118-109	W	Stoudemire	42	Stoudemire	11	Bryant	36	Bryant/Gasol	9
5/25/10	L.A. Lakers	Phoenix	115-106	W	Stoudemire	21	Stoudemire	8	Bryant	38	Odom	10
5/27/10	L.A. Lakers	L.A. Lakers	101-103	L	Nash	29	Frye	10	Bryant	30	Odom	18
5/29/10	L.A. Lakers	Phoenix	103-111	L	Stoudemire	27	Frye	13	Bryant	37	Odom	12

\* Overtime \*\* Double Overtime \*\*\* Triple Overtime

# Suns Career Playoff Leaders

## Games

Kevin Johnson	105
Dan Majerle	83
Alvan Adams	78
Steve Nash	75
Mark West	71
Shawn Marion	65
Leandro Barbosa	64
Tom Chambers	63
Alvin Scott	61
Walter Davis	59

## Assists

Kevin Johnson	935
Steve Nash	728
Alvan Adams	320
Walter Davis	296
Jason Kidd	217
Paul Westphal	210
Dan Majerle	204
Charles Barkley	197
Jeff Hornacek	185
Kyle Macy	155

## Free Throws Made

Kevin Johnson	594
Amar'e Stoudemire	355
Charles Barkley	313
Tom Chambers	268
Steve Nash	264
Walter Davis	237
Dan Majerle	199
Alvan Adams	196
Paul Westphal	159
Shawn Marion	154

## Three-Point Field Goals Made

Dan Majerle	115
Steve Nash	99
Raja Bell	73
Leandro Barbosa	65
Shawn Marion	63
Danny Ainge	62
Tim Thomas	48
Wesley Person	40
Charles Barkley	36
Jim Jackson	32
Quentin Richardson	32

## Points

Kevin Johnson	2,026
Steve Nash	1,365
Walter Davis	1,288
Charles Barkley	1,273
Amar'e Stoudemire	1,258
Dan Majerle	1,120
Shawn Marion	1,109
Alvan Adams	1,076
Tom Chambers	1,018
Paul Westphal	956

## Blocks

Mark West	114
Shawn Marion	99
Amar'e Stoudemire	94
Garfield Heard	78
Alvan Adams	77
Oliver Miller	73
Alvin Scott	51
Larry Nance	51
Charles Barkley	49
Dan Majerle	42
Tom Chambers	42

## Free Throws Attempted

Kevin Johnson	713
Amar'e Stoudemire	474
Charles Barkley	410
Tom Chambers	315
Steve Nash	294
Walter Davis	290
Dan Majerle	260
Alvan Adams	256
Paul Westphal	200
Shawn Marion	190

## Three-Point Field Goals Attempted

Dan Majerle	324
Steve Nash	259
Leandro Barbosa	191
Shawn Marion	182
Raja Bell	151
Danny Ainge	146
Charles Barkley	132
Tim Thomas	108
Wesley Person	107
Kevin Johnson	90

## Rebounds

Shawn Marion	706
Charles Barkley	644
Alvan Adams	588
Amar'e Stoudemire	479
Dan Majerle	411
Mark West	371
Garfield Heard	370
Tom Chambers	357
Kevin Johnson	336
Len "Truck" Robinson	269

## Field Goals Made

Kevin Johnson	707
Walter Davis	523
Steve Nash	501
Charles Barkley	462
Amar'e Stoudemire	450
Shawn Marion	446
Alvan Adams	440
Dan Majerle	403
Paul Westphal	398
Tom Chambers	365

## Scoring Average (10 games minimum)

Charles Barkley	26.5
Amar'e Stoudemire	24.2
Walter Davis	21.8
Paul Westphal	21.7
Dennis Johnson	20.4
Jason Richardson	19.8
Kevin Johnson	19.3
Steve Nash	18.2
Jeff Hornacek	17.6
Maurice Lucas	17.3
Anfernee Hardaway	17.3

## Three-Point Field Goal Percentage (Minimum 10 Attempts)

Jim Jackson	.516
Raja Bell	.483
Jason Richardson	.475
Joe Johnson	.449
Tim Thomas	.444
Danny Ainge	.425
Jared Dudley	.424
Rex Chapman	.407
Kyle Macy	.404
Quentin Richardson	.390
Steve Nash	.382

## Steals

Kevin Johnson	132
Dan Majerle	106
Shawn Marion	97
Alvan Adams	88
Charles Barkley	81
Walter Davis	80
Garfield Heard	62
Paul Westphal	61
Jeff Hornacek	57
Jason Kidd	51

## Field Goals Attempted

Kevin Johnson	1,504
Walter Davis	1,039
Steve Nash	1,008
Shawn Marion	963
Charles Barkley	950
Dan Majerle	948
Alvan Adams	930
Amar'e Stoudemire	861
Tom Chambers	848
Paul Westphal	799

# Suns Playoff Records

## Suns Individual Playoff Records

### Minutes

62***	Kevin Johnson at Chicago	6/13/93
59***	Dan Majerle at Chicago	6/13/93
55**	Shawn Marion vs. L.A. Clippers	5/16/06
54**	Raja Bell at San Antonio	4/19/08
53*	Shawn Marion at San Antonio	4/19/03
53*	Stephon Marbury at San Antonio	4/19/03
53***	Charles Barkley at Chicago	6/13/93

### Field Goals Made

23	Charles Barkley at Golden State	5/4/94
----	---------------------------------	--------

### Field Goals Attempted

33**	Shawn Marion vs. L.A. Clippers	5/16/06
------	--------------------------------	---------

### 3-PT. Field Goals Made

9^	Rex Chapman vs. Seattle	4/25/97
----	-------------------------	---------

### Free Throws Made

21	Kevin Johnson vs. Houston	5/20/95
----	---------------------------	---------

### Free Throws Attempted

22	Amar'e Stoudemire vs. San Antonio	6/1/05
22	Kevin Johnson vs. Houston	5/20/95

### Offensive Rebounds

10	Charles Barkley vs. Seattle	6/5/93
10	Mark West at L.A. Lakers	5/8/90

### Defensive Rebounds

17	Amar'e Stoudemire at L.A. Lakers	4/29/07
17	Charles Barkley several times, last vs. Houston	5/20/95
17	Tom Chambers at Denver	5/2/89
17	Tom Chambers vs. Denver	4/28/89
17	Alvan Adams vs. Kansas City	4/6/80
17	Alvan Adams at Golden State	5/16/76

### Rebounds

24	Charles Barkley vs. Seattle	6/5/93
----	-----------------------------	--------

### Assists

23	Steve Nash at L.A. Lakers	4/29/07
19	Kevin Johnson vs. San Antonio	4/26/92

### Steals

7	Charles Barkley vs. San Antonio	5/13/93
---	---------------------------------	---------

### Blocks

7	Oliver Miller vs. L.A. Lakers	5/9/93
7	Mark West at L.A. Lakers	5/8/90

### Points

56	Charles Barkley at Golden State	5/4/94
----	---------------------------------	--------

\* Overtime    \*\* Double Overtime    \*\*\* Triple Overtime

^ Tied for NBA Record

## Suns Team Playoff Highs

### Field Goals Made

58 vs. Denver 4/23/82

### Field Goals Attempted

115\*\* vs. Portland 5/11/92

### Field Goal Percentage

.610 vs. L.A. Lakers (47-77) 5/6/06  
vs. Portland (50-82) 5/25/90

### 3-PT. Field Goals Made

15 at San Antonio 5/7/10  
vs. L.A. Clippers 5/22/06  
vs. Memphis 4/24/05

### Free Throws Made

57# vs. Seattle 6/5/93

### Free Throws Attempted

64 vs. Seattle 6/5/93

### Rebounds

70 at L.A. Lakers 3/29/70

### Assists

44\* at L.A. Lakers 4/9/80  
38 vs. Portland 5/25/90

### Personal Fouls

38 vs. Seattle 6/5/93

38\*\* vs. Portland 5/11/92

### Steals

17 vs. Denver 4/19/83

### Blocks

16 vs. Seattle 5/24/93

### Turnovers

30 at Golden State 5/2/76

### Points

GAME 151\*\* vs. Portland 5/11/92  
140 at Golden State 5/4/94

HALF 86\*\* vs. Portland (2nd) 5/11/92  
81\*\*\* at Boston (2nd) 6/4/76

QTR 43 vs. Houston (2nd) 5/9/95

OT 21 at L.A. Lakers 5/4/06

### Suns Largest Margin of Victory

36 Suns 135, Warriors 99 5/13/89

## Suns Team Playoff Lows

### Field Goals Made

21 at Seattle 4/27/97

### Field Goals Attempted

68 at Portland 5/2/95

### Field Goal Percentage

.269 at Seattle 4/27/97

### Free Throws Made

6 at Seattle 5/3/97

### Free Throws Attempted

9 at Seattle 5/3/97  
9 at Kansas City 4/4/80

### Rebounds

26 vs. L.A. Clippers 5/10/06

### Assists

9 at San Antonio 4/25/00

### Personal Fouls

12 vs. L.A. Lakers 5/25/10

### Steals

0 vs. Dallas 5/28/06  
at Seattle 4/15/76

### Blocks

0 at Houston 5/13/95

### Turnovers

5 at L.A. Clippers 5/14/06  
at Memphis 4/29/05

### Points

GAME 65 at L.A. Lakers 5/16/00

HALF 23# at L.A. Lakers (1st) 5/16/00

QTR 9 at L.A. Lakers (2nd) 5/16/00

OT 4\*\*\* at Chicago (1st) 6/13/93

# Opponents Playoff Records

## Opponents Individual Playoff Records

### Minutes

60***	JoJo White at Boston	6/4/76
58***	B.J. Armstrong at Chicago	6/13/93
57***	Michael Jordan at Chicago	6/13/93
56***	Scottie Pippen at Chicago	6/13/93
55**	Elton Brand at L.A. Clippers	5/16/06

### Field Goals Made

21	Michael Jordan at Chicago	6/16/93
----	---------------------------	---------

### Field Goals Attempted

43***	Michael Jordan at Chicago	6/13/93
37	Michael Jordan at Chicago	6/16/93

### 3-PT. Field Goals Made

8	Gary Payton vs. Seattle	4/29/97
---	-------------------------	---------

### Free Throws Made

18	David Robinson at San Antonio	5/16/93
----	-------------------------------	---------

### Free Throws Attempted

23	David Robinson at San Antonio	5/16/93
----	-------------------------------	---------

### Rebounds

27	Wilt Chamberlain at L.A. Lakers	4/9/70
----	---------------------------------	--------

### Assists

24#	Earvin Johnson at L.A. Lakers	5/15/84
-----	-------------------------------	---------

### Steals

6	Several players	
---	-----------------	--

### Blocks

9	Tim Duncan at San Antonio	5/18/07
---	---------------------------	---------

### Points

55	Michael Jordan vs. Chicago	6/16/93
50	Dirk Nowitzki at Dallas	6/1/06
50*	Kobe Bryant at L.A. Lakers	5/4/06



## Opponents Team Playoff Highs

### Field Goals Made

61 at L.A. Lakers 4/18/85

### Field Goals Attempted

130\*\*\* at Chicago 6/13/93

106 at Seattle 5/4/79

at L.A. Lakers 3/25/70

### Field Goal Percentage

.651 vs. Utah (54-83) 4/25/91

### 3-PT. Field Goals Made

16\* vs. Seattle (16-33) 5/1/97

### Free Throws Made

40\* at L.A. Lakers 4/9/80

37 at Portland 5/5/92

### Free Throws Attempted

53\*\* vs. Portland 5/11/92

48 vs. Seattle 4/20/76

### Rebounds

68 at L.A. Lakers 4/9/70

### Assists

44 at L.A. Lakers 4/9/70

### Personal Fouls

38 vs. Seattle 6/5/93

### Steals

20 at Golden State 5/2/76

### Blocks

14 at Seattle 5/4/79

### Turnovers

31 vs. Seattle 5/6/79

### Points

GAME 153\*\* vs. Portland 5/11/92  
147 at L.A. Lakers 4/20/85

HALF 79\*\* vs. Portland (2nd) 5/11/92  
77 at L.A. Lakers (1st) 4/18/85

QTR 45 at L.A. Lakers (1st) 4/18/85

OT 16 at Boston (3rd) 6/4/76

### Opponents Largest Margin of Victory

44 Seattle 122, Suns 78 4/27/97

## Opponents Team Playoff Lows

### Field Goals Made

27 at San Antonio 4/22/00

### Field Goals Attempted

62 vs. Portland 5/12/99

### Field Goal Percentage

.358 at San Antonio (29-81) 4/25/00  
at Seattle (38-106) 5/4/79

### Free Throws Made

4 at Houston 5/8/94

### Free Throws Attempted

8 at Houston 5/8/94

### Rebounds

25 vs. Seattle 6/1/93

### Assists

7 vs. L.A. Lakers 5/2/07

### Personal Fouls

12 at Dallas 5/26/06

### Steals

1 vs. San Antonio 4/27/08  
at L.A. Clippers 5/18/06  
at Boston 5/23/76

### Blocks

0\*\*\* at Boston 6/4/76  
at Portland twice; last 5/2/95

### Turnovers

6 vs. L.A. Lakers 5/25/10  
vs. Dallas 5/28/06

### Points

GAME 70 at San Antonio 4/22/00

HALF 32 vs. Kansas City (1st) 4/2/80

QTR 8 at Houston (4th) 5/11/94

OT 4 at Chicago (1st) 6/13/93

\* Overtime \*\* Double Overtime \*\*\* Triple Overtime

# Playoff History Breakdown

## RECORD BY SERIES

Round	Series	Overall	Home	Road
Western Conference First Round	15-11	56-49	35-19	21-30
Western Conference Semifinals	9-9	53-50	34-17	19-33
Western Conference Finals	2-7	20-34	13-14	7-20
NBA Finals	0-2	4-8	2-4	2-4
<b>Totals</b>	<b>26-29</b>	<b>133-141</b>	<b>84-54</b>	<b>49-87</b>

## YEAR-BY-YEAR

Year	Overall	Home	Road
1969-70	3-4	2-1	1-3
1975-76	10-9	7-2	3-7
1977-78	0-2	0-1	0-1
1978-79	9-6	7-1	2-5
1979-80	3-5	3-1	0-4
1980-81	3-4	2-2	1-2
1981-82	2-5	1-2	1-3
1982-83	1-2	1-1	0-1
1983-84	9-8	5-3	4-5
1984-85	0-3	0-1	0-2
1988-89	7-5	4-3	3-2
1989-90	9-7	5-2	4-5
1990-91	1-3	1-1	0-2
1991-92	4-4	3-1	1-3
1992-93	13-11	7-6	6-5
1993-94	6-4	3-2	3-2
1994-95	6-4	4-2	2-2
1995-96	1-3	1-1	0-2
1996-97	2-3	1-1	1-2
1997-98	1-3	1-1	0-2
1998-99	0-3	0-1	0-2
1999-00	4-5	3-1	1-4
2000-01	1-3	0-2	1-1
2002-03	2-4	1-2	1-2
2004-05	9-6	4-4	5-2
2005-06	10-10	7-4	3-6
2006-07	6-5	4-2	2-3
2007-08	1-4	1-1	0-3
2009-10	10-6	6-2	4-4
<b>Totals</b>	<b>133-141</b>	<b>84-54</b>	<b>49-87</b>

## TEAM-BY-TEAM

Team	Series	Overall	Home	Road
Boston	0-1	2-4	2-1	0-3
Chicago	0-1	2-4	0-3	2-1
Dallas	1-1	6-6	3-3	3-3
Denver	2-1	6-3	4-1	2-2
Golden State	3-0	11-4	6-2	5-2
Houston	0-2	6-8	3-4	3-4
KC-Sacramento	2-2	10-9	7-4	3-5
L.A. Clippers	1-0	4-3	3-1	1-2
L.A. Lakers	4-8	24-38	16-14	8-24
Memphis	1-0	4-0	2-0	2-0
Milwaukee	0-1	0-2	0-1	0-1
Portland	4-3	15-16	10-5	5-11
San Antonio	4-6	22-25	14-10	8-15
Seattle	2-2	13-12	9-3	4-9
Utah	2-1	8-7	5-2	3-5
<b>Totals</b>	<b>26-29</b>	<b>133-141</b>	<b>84-54</b>	<b>49-87</b>

\*Phoenix twice had a first-round bye (1976, 1981)

Overall Series Record:	26-29 (.473)
Series Record with Homecourt:	18-9 (.667)
Series Record without Homecourt:	8-20 (.286)
Record in Deciding Games:	10-7 (6-3 home; 4-4 road)
Record when facing elimination:	26-29 (.473)
Times Sweeping Opponent:	6 (6 times with homecourt)
Times Being Swept:	4 (1 time with homecourt)
Overtime Record:	10-8 (2-2 in double ot, 1-1 in triple ot)



**OPPONENTS**

# NBA Offices

## National Basketball Association, NBA Entertainment, WNBA, NBA Development League

### New York

Olympic Tower  
645 Fifth Avenue  
New York, NY 10022  
Telephone: (212) 407-8000  
Fax: (212) 832-3861

### New Jersey

100 Plaza Drive  
Secaucus, NJ 07094  
Telephone: (201) 865-1500  
Fax: (201) 974-5973

### NBA CITY

6068 Universal Boulevard  
Orlando, FL 32819  
Telephone: (407) 363-5919  
Fax: (407) 370-3178

## INTERNATIONAL OFFICES

### EUROPE

Headquarters - NBA EMEA  
125 Kensington High Street  
London, W8 5SF, UK  
Telephone: 011-44-20-7795-8921  
Fax: 011-44-20-7795-8901

### Italy

Via Dogana 3  
20123, Milano, Italy  
Telephone: 011-39-02-8648-9361  
Fax: 011-39-02-809-250

### Spain

pq. Empresarial 'La Finca'  
Edif. 15A, 28223  
Pozuelo de Alarcon  
Madrid, Spain  
Telephone: 011-34-911-115-800  
Fax: 011-34-917-995-182

### Turkey

Tarakci Caddesi  
Bele Gerden Stesi No8  
Zekeriyaka Sariyer  
Istanbul, Turkey  
Telephone: 011-90-530-772-7975

### AFRICA

Nelson Mandela Square, 2nd Floor  
West Tower  
Maude Street, Sandton  
Johannesburg, South Africa  
Telephone: 011-27-11-881-5980  
Fax: 011-27-0-867-26-6351

### INDIA

Parinee Crescenzo  
1st Floor, C38 & C39  
BCK, Mumbai 51  
Telephone: 011-91-22-330-40608

### MEXICO

Av. Santa Fe #94 A Tower 8th Floor.  
Col. Zedec Santa Fe.  
Mexico City, Mexico 01210  
Telephone: 011-52-55-88511146

### CANADA

50 Bay Street, Suite 1402  
Toronto, Ontario  
Canada M5J 3A5  
Telephone: 416-364-2030  
Fax: (416) 364-0205

### ASIA/PACIFIC

#### Hong Kong

3101, The Lee Gardens  
33 Hysan Avenue  
Causeway Bay, Hong Kong  
Telephone: 011-852-2843-9600  
Fax: 011-852-2536-4808

#### Taiwan

Suite 1303, No. 88, Section 2,  
Chung Hsiao East Road  
Taipei, Taiwan ROC  
Telephone: 011-886-2-2358-1900  
Fax: 011-886-2-2358-1098

#### Korea

41F Gangnam Finance Center  
737 Yeoksam-dong, Gangnam-gu  
Seoul Korea 135-984  
Telephone: 011-822-2008-4617  
Fax: 011-822-2008-4618

#### China - Beijing

19th Floor, Office Tower 2,  
China Central Place,  
No. 79 Jianguo Road,  
Chaoyang District,  
Beijing 100025, China  
Telephone: 011-86-10-5200-8200  
Fax: 011-86-10-5200-8202

#### China - Shanghai

Unit 2703-08, 27/F,  
Tower, 2, Plaza 66  
1366 Nanjing West Road  
Shanghai 200040, China  
Telephone: 011-86-21-6137-2200  
Fax: 011-86-21-6288-9920

# NBA D-League

## National Basketball Association Development League

**President:** Dan Reed  
**Senior Coordinator**  
 Communications: Joanna Shapiro  
 (212) 407-8737  
 jshapiro@nba.com

**NBA D-League Office**  
 645 5th Avenue, 18th Floor  
 New York, NY 10022

**Austin Toros**  
 12885 N. Highway 183, Suite 207  
 Austin, TX 78750  
 Tel: (512) 236-8333; Fax: (512) 236-8444  
 Arena: Cedar Park Center  
 Media Relations Contact: Perri Travillion  
 (ptravillion@austintoros.com)  
 NBA Affiliation: San Antonio

**Bakersfield Jam**  
 1400 Norris Road  
 Bakersfield, CA 93308  
 Tel: (661) 615-6550; Fax: (661) 615-6555  
 Arena: Dignity Health Events Center  
 Media Relations Contact: William Aquije  
 (william@bakersfieldjam.com)  
 NBA Affiliations: Atlanta, Los Angeles Clippers,  
 Phoenix, Toronto

**Canton Charge**  
 1101 Market Avenue North  
 Canton, OH 44702  
 Tel: (330) 489-1701; Fax: (330) 489-1703  
 Arena: Canton Memorial Civic Center  
 Media Relations Contact: Sean Wyatt  
 (swyatt@cantoncharge.com)  
 NBA Affiliation: Cleveland

**Erie BayHawks**  
 110 East 8th Street  
 Erie, PA 16501  
 Tel: (814) 790-5600; Fax: (814) 790-5608  
 Arena: Tullio Arena  
 Media Relations Contact: Matt Bresee  
 (matt.bresee@nbaerie.com)  
 NBA Affiliation: New York

**Fort Wayne Mad Ants**  
 1910 St. Joe Center Rd, Suite 61  
 Fort Wayne, IN 46825  
 Tel: (260) 469-4667; Fax: (260) 469-4674  
 Arena: Allen County War Memorial Coliseum  
 Media Relations Contact: Audrey Siebrase  
 (audrey@fortwaynehoops.com)  
 NBA Affiliations: Charlotte, Detroit, Indiana,  
 Milwaukee

**Idaho Stampede**  
 233 South Capitol Blvd., Suite 100  
 Boise, ID 83702  
 Tel: (208) 388-4667; Fax: (208) 388-3845  
 Arena: CenturyLink Arena  
 Media Relations Contact: Travis Tate  
 (travis@idahostampede.com)  
 NBA Affiliations: Portland

**Iowa Energy**  
 730 3rd Street  
 Des Moines, Iowa 50309  
 Tel: (515) 564-8550; Fax: (515) 564-8551  
 Arena: Wells Fargo Arena  
 Media Relations Contacts: Randi Burrell  
 (rburrell@iowanba.com)  
 NBA Affiliations: Chicago, Denver, New  
 Orleans, Washington

**Los Angeles D-Fenders**  
 555 North Nash Street  
 El Segundo, CA 90245  
 Tel: (310) 426-6000; Fax: (310) 426-6031  
 Arena: Toyota Sports Center  
 Media Relations Contacts: Daniel Ramirez  
 (dramirez@d-fenders.com)  
 NBA Affiliations: Los Angeles Lakers

**Maine Red Claws**  
 413 Congress Street  
 Portland, ME 04101  
 Tel: 207-210-6655; Fax: 207-210-6659  
 Arena: Portland Exposition Building  
 Media Relations Contact: Jana Spaulding  
 (jspaulding@maineredclaws.com)  
 NBA Affiliations: Boston

**Reno Bighorns**  
 9393 Gateway Drive, Suite BH  
 Reno, NV 89511  
 Tel: (775) 284-2622; Fax: (775) 853-1601  
 Arena: Reno Events Center  
 Media Relations Contact: Allison Beck  
 (abeck@renobighorns.com)  
 NBA Affiliations: Memphis, Sacramento, Utah

**Rio Grande Valley Vipers**  
 4500 North 10th Street, Suite 315  
 McAllen, TX 78504  
 Tel: (956) 972-1144; Fax: (956) 972-1150  
 Arena: State Farm Arena  
 Media Relations Contact: Rebecca Sweat  
 (rsweat@rgvipers.com)  
 NBA Affiliation: Houston

**Santa Cruz Warriors**  
 903 Pacific Avenue, Suite 101  
 Santa Cruz, CA 95060  
 Tel: (831) 466-3200; Fax: 831-466-3201  
 Arena: Kaiser Permanente Arena  
 Media Relations Contact: Matt De Nasnera  
 (mdenasnera@santacruzbasketball.com)  
 NBA Affiliations: Golden State

**Sioux Falls Skyforce**  
 2131 South Minnesota Ave  
 Sioux Falls, SD 57105  
 Tel: (605) 332-0605; Fax: (605) 332-2305  
 Arena: Sioux Falls Arena  
 Media Relations Contact: Brett Hansen  
 (brett@skyforceonline.com)  
 NBA Affiliations: Miami, Minnesota,  
 Orlando, Philadelphia

**Springfield Armor**  
 1 Monarch Place, Suite 220  
 Springfield, MA 01144  
 Tel: (413) 746-3263; Fax: (413) 746-3262  
 Arena: MassMutual Center  
 Media Relations Contact: Eli Pearlstein  
 (epearlstein@armorhoops.com)  
 NBA Affiliation: New Jersey

**Texas Legends**  
 2601 Avenue of the Stars, Suite 300  
 Frisco, TX 75215  
 Tel: (214) 469-0822; Fax: (214) 469-0823  
 Arena: Dr. Pepper Arena  
 Media Relations Contact: Kyle Judkins  
 (kjudkins@texlegends.com)  
 NBA Affiliation: Dallas

**Tulsa 66ers**  
 10425 South 82nd East Avenue, Suite 105  
 Tulsa, OK 74133  
 Tel: (918) 585-8444; Fax: (918) 398-6930  
 Arena: SpiritBank Event Center  
 Media Relations Contact: Ben Coldagelli  
 (bcoldagelli@tulsa66ers.com)  
 NBA Affiliation: Oklahoma City

### Assignment Rules:

- An NBA team may assign any player on its Active List or Inactive List to play in the D-League, provided that the player has a zero or one Years of Service at the time of Assignment.
- No players may be given more than three Assignments during any season. There is no minimum or maximum length of a D-League assignment.
- During the 2012-13 season, no NBA team may have more than two players on assignment at the same time.
- A player on Assignment will be carried on the Inactive List of his NBA Team.

# Atlanta Hawks



**Centennial Tower**  
**101 Marietta St.**  
**Suite 1900**  
**Atlanta, GA 30303**  
**(404) 878-3800**  
**Fax: (404) 878-3590**  
**www.hawks.com**

## 2012-2013 vs. Suns:

March 1 at Phoenix  
 March 15 at Atlanta

## 2011-2012 Finish:

**40-26 (.606)**

Second in Southeast Division

## Playoffs:

Lost to Boston 4-2

<b>Managing Partners</b>	Bruce Levenson, Michael Gearon
<b>President of Basketball Ops./GM</b>	Danny Ferry
<b>Head Coach</b>	Larry Drew
<b>Assistant Coaches</b>	Lester Conner, Bob Bender, Kenny Atkinson, Bob Weiss
<b>Head Athletic Trainer</b>	Wally Blase
<b>Vice President of Public Relations</b>	Garin Narain
<b>Director of Media Relations</b>	Jon Steinberg
<b>Senior Manager of Media Relations</b>	Jason Roose
<b>Home Court</b>	Philips Arena (17,459, built in 1999)
<b>Team Colors</b>	Red, White, Blue
<b>Radio</b>	WCNN (680 AM) Steve Holman
<b>TV</b>	SportSouth Bob Rathbun, Dominique Wilkins, Jerome Jurenovich

## 2011-2012 Regular Season Stats – Suns vs. Hawks

PLAYER	G-GS	MIN	FG-FGA	PCT	3FG-FGA	PCT	FT-FTA	PCT	OFF	DEF	TOT	AST	PF-DQ	STL	TO	BLK	PTS	AVG
Nash	2-2	70	16-26	.615	5-8	.625	9-10	.900	0	8	8	27	0-0	1	8	0	46	23.0
Frye	2-2	60	14-29	.483	4-11	.364	0-0	—	3	17	20	3	6-0	1	3	4	32	16.0
Dudley	2-2	61	8-13	.615	3-7	.429	2-3	.667	0	4	4	1	2-0	0	4	0	21	10.5
Gortat	2-2	71	9-22	.409	0-0	—	3-4	.750	6	9	15	2	2-0	3	1	3	21	10.5
Hill	2-2	67	9-16	.563	1-4	.250	1-2	.500	1	8	9	7	2-0	1	4	1	20	10.0
Redd	2-0	35	6-17	.353	1-7	.143	6-7	.857	1	3	4	1	1-0	0	3	0	19	9.5
Morris	2-0	40	5-8	.625	2-2	1.000	3-4	.750	0	12	12	1	9-1	2	1	4	15	7.5
Lopez	2-0	20	5-8	.625	0-0	—	1-4	.250	2	3	5	0	5-0	0	3	0	11	5.5
Telfair	2-0	23	4-7	.571	1-2	.500	0-0	—	1	2	3	4	6-0	1	4	1	9	4.5
Childress	2-0	29	2-2	1.000	0-0	—	0-0	—	1	2	3	1	0-0	1	1	1	4	2.0
Price	1-0	3	0-0	—	0-0	—	0-0	—	0	0	0	0	0-0	1	3	0	0	0.0
<b>SUNS</b>	<b>2</b>	<b>480</b>	<b>78-148</b>	<b>.527</b>	<b>17-41</b>	<b>.415</b>	<b>25-34</b>	<b>.735</b>	<b>15</b>	<b>68</b>	<b>83</b>	<b>47</b>	<b>33-1</b>	<b>11</b>	<b>35</b>	<b>14</b>	<b>198</b>	<b>99.0</b>

PLAYER	G-GS	MIN	FG-FGA	PCT	3FG-FGA	PCT	FT-FTA	PCT	OFF	DEF	TOT	AST	PF-DQ	STL	TO	BLK	PTS	AVG
Smith	2-2	75	18-35	.514	3-4	.750	9-12	.750	5	17	22	10	3-0	6	5	3	48	24.0
Green	2-0	51	11-19	.579	6-11	.545	6-6	1.000	1	4	5	2	5-0	3	3	0	34	17.0
J. Johnson	2-2	70	8-23	.348	3-10	.300	4-4	1.000	1	2	3	6	2-0	3	4	0	23	11.5
Pachulia	2-2	60	8-16	.500	0-0	—	6-7	.857	6	6	12	2	8-0	5	4	3	22	11.0
Teague	2-2	51	10-20	.500	2-5	.400	0-0	—	1	1	2	6	5-0	2	1	0	22	11.0
Williams	2-2	52	5-13	.385	0-3	.000	2-2	1.000	0	9	9	4	2-0	1	1	0	12	6.0
Pargo	1-0	6	2-4	.500	1-3	.333	0-0	—	1	0	1	2	1-0	0	0	1	5	5.0
Hinrich	2-0	45	3-13	.231	0-3	.000	3-4	.750	0	3	3	5	3-0	1	2	0	9	4.5
I. Johnson	2-0	22	4-10	.400	0-0	—	1-2	.500	2	4	6	0	2-0	1	0	0	9	4.5
Radmanovic	2-0	34	2-9	.222	1-6	.167	0-0	—	0	5	5	4	3-0	0	1	0	5	2.5
McGrady	1-0	8	0-2	.000	0-0	—	2-2	1.000	0	0	0	0	0-0	0	0	0	2	2.0
Dampier	1-0	2	0-0	—	0-0	—	0-0	—	0	0	0	0	1-0	0	0	0	0	0.0
Stackhouse	1-0	4	0-0	—	0-0	—	0-0	—	0	0	0	0	0-0	0	0	0	0	0.0
<b>HAWKS</b>	<b>2</b>	<b>480</b>	<b>71-164</b>	<b>.433</b>	<b>16-45</b>	<b>.356</b>	<b>33-39</b>	<b>.846</b>	<b>17</b>	<b>51</b>	<b>68</b>	<b>41</b>	<b>35-0</b>	<b>22</b>	<b>23</b>	<b>7</b>	<b>191</b>	<b>95.5</b>



## Series Scores &amp; Summary

Date	Site	Final	%	Date	Site	Final	%	Date	Site	Final	%	Date	Site	Final	%
10/27/68	Phx	100-123	L	11/29/72	Phx	109-98	W	2/1/90	Phx	102-90	W	11/8/01	Phx	108-80	W
12/8/68	Phx	99-121	L	2/16/73	Phx	104-111	L	3/6/90	Atl	113-111	W	3/15/02	Atl	89-104	L
1/5/69	Atl	96-97	L	3/16/73	Atl	127-135	L	3/7/91	Atl	106-104	W	11/6/02	Phx	93-88	W
1/16/69	Atl	107-112	L	10/20/73	Phx	118-108	W	3/16/91	Phx	128-116	W	12/14/02	Atl	102-88	W
1/17/69	Atl	107-112	L	10/30/73	Atl	101-122	L	11/15/91	Phx	115-119	L	11/12/03	Phx	94-99	L
1/22/69	Phx	107-125	L	1/2/74	Atl	116-113	W	1/2/92	Atl	105-123	L	1/27/04	Atl	89-85	W
10/18/69	Atl	116-121	L	2/16/74*	Phx	124-123	W	1/18/81	Phx	102-86	W	11/3/04	Phx	112-82	W
11/16/69	Alb.	139-118	W	11/7/74	Atl	108-109	L	11/18/81	Atl	97-102	L	3/22/05	Atl	105-94	W
1/29/70	Phx	111-102	W	12/3/74	Phx	85-91	L	2/12/82	Phx	94-90	W	12/4/05	Phx	112-94	W
3/1/70	Atl	109-98	W	2/15/75	Phx	107-111	L	11/20/82	Phx	91-80	W	1/27/06	Atl	110-106	W
3/8/70	Phx	130-119	W	3/16/75	Atl	114-117	L	1/25/83	Atl	94-96	L	2/9/07	Phx	111-120	L
3/15/70	Atl	111-126	L	1/3/76	Atl	100-89	W	12/6/83	Atl	88-95	L	2/25/07	Atl	115-106	W
11/7/70	Atl	107-100	W	2/26/76	Phx	115-97	W	2/9/84	Phx	118-105	W	11/7/07	Atl	96-105	L
12/2/70	Phx	126-112	W	3/11/76	Atl	104-99	W	11/10/84	Phx	107-114	L	1/29/08	Phx	125-92	W
12/25/70	Phx	127-115	W	3/25/76	Phx	107-98	W	1/23/85	Atl	100-101	L	1/13/09	Phx	107-102	W
1/10/71	Atl	116-105	W	12/12/76	Atl	106-91	W	11/6/85	Phx	106-114	L	1/25/09	Atl	104-99	W
3/10/71	Atl	98-139	L	1/10/77	Atl	93-92	W	11/13/85	Atl	101-108	L	1/15/10	Atl	101-102	L
11/20/71	Atl	109-115	L	2/8/77	Phx	117-104	W	11/7/86	Atl	86-106	L	2/19/10	Phx	88-80	W
12/9/71	Phx	135-115	W	4/5/77	Phx	108-102	W	11/26/86	Phx	120-106	W	11/7/10	Atl	118-114	W
1/2/72	Phx	111-116	L	12/4/77	Phx	89-96	L	12/9/87	Phx	117-105	W	2/23/11	Phx	105-97	W
1/30/72	Phx	105-103	L	12/18/77**	Atl	129-134	L	3/8/88	Atl	113-143	L	2/6/12	Atl	99-90	W
2/23/72	Atl	118-120	L	2/9/78	Phx	125-98	W	3/4/89*	Phx	116-118	L	2/15/12	Phx	99-101	L
11/18/72	Atl	122-126	L	2/22/78	Char.	95-107	L	3/14/89	Atl	114-112	W				

\*Overtime

\*\*Double Overtime

## Suns Players Career Statistics vs. Hawks

PLAYER	G-GS	MIN	FG-FGA	PCT	3FG-FGA	PCT	FT-FTA	PCT	OFF	DEF	TOT	AST	PF-FO	STL	TO	BLK	PTS	AVG	HI
Beasley	9-7	254	67-131	.511	6-18	.333	21-29	.724	19	41	60	13	36-0	7	23	8	161	17.9	25
O'Neal	35-30	1111	212-453	.468	1-5	.200	139-192	.724	69	222	291	44	114-1	12	77	78	564	16.1	38
Scola	9-9	285	57-103	.553	0-0	—	20-33	.606	23	55	78	12	23-0	9	20	0	134	14.9	21
Johnson	3-3	96	13-27	.481	6-15	.400	0-0	—	2	6	8	5	10-1	2	3	1	32	10.7	18
Frye	16-7	364	61-143	.427	12-32	.375	19-22	.864	26	58	84	20	39-0	7	19	10	153	9.6	20
Dudley	13-3	297	40-70	.571	10-22	.455	17-22	.773	15	24	39	10	21-0	18	12	1	107	8.2	17
Morris	2-0	40	5-8	.625	2-2	1.000	3-4	.750	0	12	12	1	9-1	2	1	4	15	7.5	8
Telfair	16-7	352	43-114	.377	10-34	.294	16-18	.889	3	17	20	54	30-0	14	30	4	112	7.0	18
Brown	9-1	105	16-39	.410	5-11	.455	2-2	1.000	3	6	9	4	18-0	3	9	0	39	4.3	15
Gortat	14-2	120	26-62	.419	0-0	—	7-9	.778	24	50	74	4	25-0	5	6	14	59	4.2	13
Dragic	6-0	94	11-32	.344	1-9	.111	1-2	.500	3	8	11	12	9-0	6	9	1	24	4.0	10
Tucker	1-0	0	0-0	—	0-0	—	0-0	—	0	0	0	0	0-0	0	0	0	0	0.0	0

## Series Highlights &amp; Top Performances

The Suns have won 29 of the last 39 meetings, including 16 of the last 19 at US Airways Center... Feb. 23, 2011, **Alvin Gentry** collected his 100th win as head coach of the Suns... Jan. 29, 2008, Phoenix posted a franchise-record 19 blocked shots en route to a 125-92 win at home... Nov. 3, 2004 Phoenix held Atlanta to 82 points, the fewest scored by a Suns opponent on opening night... Phoenix's 118-74 win on March 30, 2000, with a 44-point margin is the largest in the series and fifth-largest in Suns history... Series bests: February 16, 1974 in Phoenix, Hawk **Lou Hudson** scored 44 points... February 18, 2000 in Phoenix, Hawks center **Dikembe Mutombo** grabbed 25 rebounds... January 10, 1971 in Atlanta, **Paul Silas** set a Suns record by hitting 17-17 FT in a 116-105 victory... March 10, 1971 in Atlanta, the Suns shot a record-low .297 from the field and **Pete Maravich** scored 37 points in Atlanta's biggest victory over the Suns, 139-98 (41 points).

## By The Numbers:

## Suns vs. Atlanta 2011-2012: 1-1

2/6/12 at Atlanta: Suns 99, Hawks 90

2/15/12 at Phoenix: Hawks 101, Suns 99

## All-Time Series Results:

Suns vs. Hawks at Phoenix: 41-16

Suns vs. Hawks at Atlanta: 25-32

Suns vs. Hawks overall: 66-48

Suns largest margin of victory: 44 (118-74, 3/30/00)

Suns high point total: 139 (11/16/69)

Suns low point total: 85 (four times, last 2/18/00)

Hawks largest margin of victory: 41 (139-98, 3/10/71)

Hawks high point total: 143 (3/8/88)

Hawks low point total: 73 (2/18/00)

	HOME	AWAY
Suns last win:	2/23/11 (105-97)	2/6/12 (99-90)
Suns last loss:	2/15/12 (101-99)	1/15/10 (102-101)
Streaks:	Lost one	Won two

# Boston Celtics



226 Causeway St., 4th Floor  
Boston, MA 02114  
(617) 854-8000  
Fax: (617) 523-5949  
www.celtics.com

## 2012-2013 vs. Suns:

January 9 at Boston  
February 22 at Phoenix

## 2011-2012 Finish:

39-27 (.591)

First in Atlantic Division

## Playoffs:

Defeated Atlanta 4-2  
Defeated Philadelphia 4-3  
Lost to Miami 4-3

## Managing Partner, Governor & CEO

Wyc Grousbeck

## President

Rich Gotham

## President of Basketball Operations

Danny Ainge

## Head Coach

Glenn "Doc" Rivers

## Assistant Coaches

Kevin Eastman, Armond Hill  
Mike Longabardi, Tyrone Lue,  
Jamie Young, Jay Larranaga

## Head Athletic Trainer

Ed Lacerte

## Vice President, Media Svcs./Alumni Relations

Jeff Twiss

## Director of Public Relations

Heather Walker

## Media Relations Coordinator

Brian Olive

## Home Court

TD Garden (18,624, built in 1995)

## Team Colors

Green, Gold, Black, Brown, Beige, White

## Radio

WEEI (850 AM) Sean Grande, Cedric Maxwell

## TV

Comcast SportsNet (Cable)  
Mike Gorman, Tom Heinsohn, Greg Dickerson

## 2011-2012 Regular Season Stats – Suns vs. Celtics

PLAYER	G-GS	MIN	FG-FGA	PCT	3FG-FGA	PCT	FT-FTA	PCT	OFF	DEF	TOT	AST	PF-DQ	STL	TO	BLK	PTS	AVG
Gortat	1-1	38	10-18	.556	0-0	—	4-4	1.000	2	10	12	0	2-0	1	3	2	24	24.0
Dudley	1-0	21	5-8	.625	2-4	.500	0-0	—	2	2	4	4	1-0	0	2	0	12	12.0
Nash	1-1	38	3-6	.500	0-1	.000	5-6	.833	0	5	5	9	0-0	0	4	0	11	11.0
Hill	1-1	35	4-9	.444	0-3	.000	1-2	.500	1	7	8	3	2-0	4	3	2	9	9.0
Brown	1-0	17	3-8	.375	0-1	.000	1-2	.500	0	1	1	1	1-0	0	1	0	7	7.0
Price	1-1	30	2-7	.286	2-4	.500	0-0	—	1	1	2	1	4-0	2	2	1	6	6.0
Telfair	1-0	10	2-4	.500	0-1	.000	0-0	—	0	1	1	0	2-0	2	0	0	4	4.0
Frye	1-0	22	1-5	.200	1-4	.250	0-0	—	2	3	5	1	3-0	1	1	1	3	3.0
Lopez	1-0	10	1-1	1.000	0-0	—	1-2	.500	0	2	2	0	0-0	0	1	1	3	3.0
Morris	1-1	20	0-3	.000	0-1	.000	0-0	—	0	4	4	1	1-0	0	4	1	0	0.0
<b>SUNS</b>	<b>1</b>	<b>240</b>	<b>31-69</b>	<b>.449</b>	<b>5-19</b>	<b>.263</b>	<b>12-16</b>	<b>.750</b>	<b>8</b>	<b>36</b>	<b>44</b>	<b>20</b>	<b>16-0</b>	<b>10</b>	<b>23</b>	<b>8</b>	<b>79</b>	<b>79.0</b>

PLAYER	G-GS	MIN	FG-FGA	PCT	3FG-FGA	PCT	FT-FTA	PCT	OFF	DEF	TOT	AST	PF-DQ	STL	TO	BLK	PTS	AVG
Allen	1-1	38	4-8	.500	2-3	.667	4-4	1.000	2	4	6	5	3-0	2	5	0	14	14.0
Pierce	1-1	38	5-14	.357	0-2	.000	2-2	1.000	0	3	3	6	2-0	2	3	2	12	12.0
Bass	1-0	24	5-10	.500	0-0	—	1-2	.500	1	5	6	1	1-0	0	2	1	11	11.0
Bradley	1-1	33	5-9	.556	0-0	—	0-0	—	0	4	4	1	3-0	3	1	0	10	10.0
Garnett	1-1	33	5-13	.385	0-0	—	0-1	.000	1	4	5	3	3-0	0	2	1	10	10.0
Pietrus	1-0	22	2-4	.500	2-3	.667	0-0	—	0	1	1	0	1-0	0	0	0	6	6.0
O'Neal	1-1	27	2-6	.333	0-0	—	0-0	—	2	3	5	1	4-0	0	1	0	4	4.0
Williams (TOT)	1-0	15	2-3	.667	0-0	—	0-0	—	3	1	4	2	2-0	0	0	2	4	4.0
Daniels	1-0	10	1-4	.250	0-0	—	0-0	—	1	0	1	1	1-0	0	1	0	2	2.0
Moore	1-0	12	1-6	.167	0-2	.000	0-0	—	0	0	0	2	1-0	0	3	0	2	2.0
Stiemsma	1-0	3	0-0	—	0-0	—	0-0	—	0	1	1	0	0-0	0	0	1	0	0.0
<b>CELTICS</b>	<b>1</b>	<b>240</b>	<b>30-74</b>	<b>.405</b>	<b>4-10</b>	<b>.400</b>	<b>7-9</b>	<b>.778</b>	<b>7</b>	<b>25</b>	<b>32</b>	<b>20</b>	<b>19-0</b>	<b>7</b>	<b>18</b>	<b>5</b>	<b>71</b>	<b>71.0</b>

## Series Scores & Summary

Date	Site	Final	%	Date	Site	Final	%	Date	Site	Final	%	Date	Site	Final	%
11/17/68	Phx	98-130	L	12/13/72	Phx	100-105	L	2/17/89	Phx	135-126	W	12/77/01*	Bos	102-109	L
11/22/68	Bos	106-133	L	2/20/73	Bos	97-107	L	1/28/90	Bos	118-126	L	12/27/01	Phx	84-82	W
1/1/69	Bos	87-93	L	3/8/73*	Phx	134-141	L	2/20/90	Phx	120-99	W	12/11/02	Bos	103-94	W
2/18/69	Bos	110-116	L	11/9/73	Bos	107-122	L	1/4/91	Bos	103-132	L	2/16/03	Phx	102-92	W
2/22/69	Phx	100-124	L	12/15/73	Phx	121-120	W	2/19/91	Phx	109-105	W	12/5/03	Bos	110-106	W
2/25/69	Bos	99-112	L	3/7/74	Phx	97-99	L	11/13/91	Phx	111-117	L	12/26/03	Phx	102-104	L
11/18/69	Bos	119-120	L	3/13/74	Bos	97-104	L	1/24/92	Bos	100-93	W	1/28/05	Bos	128-119	W
12/25/69	Phx	127-116	W	11/22/74	Bos	94-95	L	2/16/93	Phx	110-97	W	2/27/05*	Phx	113-120	L
2/10/70	Bos	122-117	W	12/25/74	Phx	110-96	W	4/2/93	Bos	118-114	W	2/1/06	Bos	102-94	W
2/18/70	Phx	113-116	L	2/14/75	Phx	106-112	L	12/27/93	Phx	118-102	W	2/22/06	Phx	103-94	W
2/27/70	Bos	134-125	W	3/12/75	Hart.	82-88	L	1/30/94	Bos	94-106	L	12/8/06	Bos	116-111	W
3/19/70	Phx	127-123	W	12/26/75	Phx	106-112	L	12/2/94	Bos	107-102	W	2/21/07	Phx	118-108	W
10/15/70	Phx	119-100	W	1/21/76	Bos	100-114	L	2/21/95	Phx	121-129	L	2/22/08	Phx	85-77	W
10/30/70	Bos	112-127	L	2/13/76	Phx	108-109	L	1/18/95	Bos	109-113	L	3/26/08	Bos	97-117	L
1/8/71	Bos	114-122	L	3/31/76	Bos	102-122	L	2/21/96	Phx	120-107	W	1/19/09	Bos	87-104	L
2/16/71	Bos	119-116	W	12/10/76	Bos	107-103	W	1/5/97	Bos	102-109	L	2/22/09	Phx	108-128	L
2/19/71	Phx	116-112	W	12/29/76	Phx	97-87	W	11/8/95	Bos	101-125	L	11/6/09	Bos	110-103	W
11/12/71	Phx	128-119	W	2/26/77	Phx	104-108	L	2/17/86	Phx	108-101	W	12/30/09	Phx	116-98	W
11/17/71	Bos	121-140	L	3/13/77	Bos	107-124	L	12/26/86	Phx	112-122	L	1/28/11	Phx	88-71	W
1/1/72	Phx	114-104	W	12/23/77	Phx	129-110	W	3/11/87	Bos	109-118	L	3/2/11	Bos	103-115	L
2/18/72	Phx	126-115	W	1/5/78	Hart.	121-111	W	1/20/88	Bos	115-131	L	1/20/12	Bos	79-71	W
2/22/72	Bos	103-114	L	2/16/78	Phx	95-98	L	2/15/88	Phx	106-107	L				
11/15/72	Bos	94-113	L	3/17/78	Bos	108-115	L	1/4/89	Bos	106-104	W				

\*Overtime

## Suns Players Career Statistics vs. Celtics

PLAYER	G-GS	MIN	FG-FGA	PCT	3FG-FGA	PCT	FT-FTA	PCT	OFF	DEF	TOT	AST	PF-DQ	STL	TO	BLK	PTS	AVG	HI
Beasley	9-6	291	62-137	.453	7-17	.412	21-30	.700	19	45	64	13	26-0	12	20	6	152	16.9	28
O'Neal	39-31	1192	219-484	.452	0-6	.000	156-220	.709	90	240	330	65	121-3	17	79	62	594	15.2	33
Scola	8-7	269	45-94	.479	0-1	.000	27-36	.750	24	46	70	16	27-0	7	17	0	117	14.6	27
Frye	11-6	284	34-78	.436	11-26	.423	21-28	.750	9	46	55	12	36-0	8	10	7	100	9.1	26
Telfair	9-3	207	27-64	.422	6-18	.333	9-9	1.000	3	11	14	33	20-0	10	19	1	69	7.7	18
Gortat	10-1	201	29-52	.558	1-2	.500	15-20	.750	13	57	70	2	25-0	3	9	14	74	7.4	24
Dudley	12-1	260	31-60	.517	8-19	.421	12-15	.800	17	28	45	22	23-0	9	9	2	82	6.8	15
Johnson	3-3	82	7-19	.368	4-9	.444	0-0	—	0	11	11	4	3-0	0	5	2	18	6.0	8
Brown	8-2	131	15-39	.385	3-7	.429	11-16	.688	2	10	12	9	8-0	4	8	3	44	5.5	12
Dragic	7-0	109	11-28	.393	2-6	.333	9-10	.900	2	7	9	12	12-0	6	13	1	33	4.7	11
Morris	1-1	20	0-3	.000	0-1	.000	0-0	—	0	4	4	1	1-0	0	4	1	0	0.0	0

## Series Highlights & Top Performances

The Suns have won 24 of the last 38 meetings, including five of the last six at US Airways Center... Jan. 28, 2011, Phoenix held the Celtics to a series-low 71 points... December 5, 2003, Phoenix overcame a 29-point deficit, the largest in franchise history, to defeat the Celtics, 110-106, in Boston... February 12, 1997, **Kevin Johnson** became the first Suns player to record a triple-double in a single half, tallying 14 points, 14 assists and 11 rebounds in the first half... KJ finished with 22 points, 17 assists and 11 boards in the Suns' largest-ever victory over the Celtics, 131-100... Series bests: February 15, 1988 in Phoenix, **Larry Bird** scored 49 points... February 18, 1969 in Boston, **Bill Russell** grabbed 28 rebounds... February 16, 1993 in Phoenix, Celtic **Dee Brown** recorded 18 assists... The most famous game in the rivalry came on June 4, 1976 in Game 5 of the 1976 NBA Finals when the teams battled through three overtimes before the Celtics claimed a 128-126 win.

## By The Numbers:

### Suns vs. Boston 2011-2012: 1-0

1/20/12 at Boston: Suns 79, Celtics 71

Suns largest margin of victory: 31 (131-100, 2/12/97)

Suns high point total: 135 (2/13/80 and 2/17/89)

Suns low point total: 79 (2/12/12)

Celtics largest margin of victory: 32 (130-98, 11/17/68)

Celtics high point total: 141 (3/8/73\*)

Celtics low point total: 71 (1/20/12 and 1/28/11)

### All-Time Series Results:

Suns vs. Celtics at Phoenix: 31-24

Suns vs. Celtics at Boston: 20-38

Suns vs. Celtics overall: 51-62

	HOME	AWAY
Suns last win:	1/28/11 (88-71)	1/20/12 (79-71)
Suns last loss:	2/22/09 (128-108)	3/2/11 (115-103)
Streaks:	Won two	Won one

# Brooklyn Nets



**15 Metro Tech Center**  
**11th Floor, Brooklyn, NY 11201**  
**(718) 933-3000**  
[www.brooklynets.com](http://www.brooklynets.com)

## 2012-2013 vs. Suns:

January 11 at Brooklyn  
 March 24 at Phoenix

## 2011-2012 Finish:

**22-44 (.333)**

Fifth in Atlantic Division

## Playoffs:

Did not qualify

<b>Principal Owner</b>	Mikhail Prokhorov
<b>General Manager</b>	Billy King
<b>Head Coach</b>	Avery Johnson
<b>Assistant Coaches</b>	P.J. Carlesimo, Mario Elie, Popeye Jones, Doug Overton
<b>Head Athletic Trainer</b>	Tim Walsh
<b>Vice President, Public Relations</b>	Gary Sussman
<b>Senior Director, Public Relations</b>	Aaron Harris
<b>Manager, Public Relations</b>	Patrick Rees
<b>Home Court</b>	Barclays Center (18,200 built in 2012)
<b>Team Colors</b>	Black, White
<b>Radio</b>	WFAN (660 AM) Chris Carrino, Tim Capstraw
<b>TV</b>	YES Network Ian Eagle, Mike Fratello, Ryan Ruocco, Jim Spanarkel

## 2011-2012 Regular Season Stats – Suns vs. Nets

PLAYER	G-GS	MIN	FG-FGA	PCT	3FG-FGA	PCT	FT-FTA	PCT	OFF	DEF	TOT	AST	PF-DQ	STL	TO	BLK	PTS	AVG
Gortat	1-1	32	10-14	.714	0-0	—	0-1	.000	3	7	10	1	3-0	0	0	0	20	20.0
Dudley	1-1	37	6-10	.600	2-3	.667	4-4	1.000	0	4	4	2	0-0	0	1	1	18	18.0
Price	1-1	32	7-11	.636	1-3	.333	3-3	1.000	2	2	4	8	1-0	2	4	0	18	18.0
Frye	1-1	30	6-10	.600	2-5	.400	1-2	.500	1	5	6	7	3-0	0	2	0	15	15.0
Brown	1-1	35	6-14	.429	1-4	.250	0-0	—	1	2	3	3	3-0	1	1	0	13	13.0
Telfair	1-0	16	2-8	.250	2-4	.500	0-0	—	0	1	1	3	3-0	1	1	0	6	6.0
Lopez	1-0	16	0-0	—	0-0	—	4-4	1.000	1	2	3	1	2-0	0	1	0	4	4.0
Warrick	1-0	11	2-4	.500	0-0	—	0-0	—	1	1	2	0	0-0	0	0	0	4	4.0
Morris	1-0	18	1-3	.333	0-1	.000	1-2	.500	0	1	1	0	1-0	0	3	0	3	3.0
Redd	1-0	13	1-5	.200	0-2	.000	0-0	—	0	1	1	1	2-0	0	0	0	2	2.0
<b>SUNS</b>	<b>1</b>	<b>240</b>	<b>41-79</b>	<b>.519</b>	<b>8-22</b>	<b>.364</b>	<b>13-16</b>	<b>.813</b>	<b>9</b>	<b>26</b>	<b>35</b>	<b>26</b>	<b>18-0</b>	<b>4</b>	<b>13</b>	<b>1</b>	<b>103</b>	<b>103.0</b>
PLAYER	G-GS	MIN	FG-FGA	PCT	3FG-FGA	PCT	FT-FTA	PCT	OFF	DEF	TOT	AST	PF-DQ	STL	TO	BLK	PTS	AVG
D. Williams	1-1	41	11-18	.611	6-9	.667	7-8	.875	0	2	2	14	3-0	0	2	0	35	35.0
Brooks	1-1	36	8-15	.533	2-4	.500	2-3	.667	1	4	5	1	3-0	3	2	1	20	20.0
Morrow	1-1	38	6-11	.545	4-7	.571	0-0	—	2	3	5	0	1-0	1	1	1	16	16.0
Humphries	1-1	28	6-8	.750	0-0	—	3-4	.750	3	3	6	0	5-0	1	0	0	15	15.0
Okur	1-1	40	5-13	.385	1-7	.143	0-0	—	1	6	7	1	3-0	2	4	1	11	11.0
Farmar	1-0	19	3-7	.429	2-3	.667	2-2	1.000	1	1	2	1	1-0	1	2	0	10	10.0
Wallace (TOT)	2-2	50	6-17	.353	1-6	.167	5-6	.833	0	3	3	1	4-0	3	4	1	18	9.0
Sha. Williams	1-0	18	1-4	.250	0-0	—	0-0	—	0	3	3	0	3-0	0	1	0	2	2.0
Sha. Williams	1-0	6	0-2	.000	0-1	.000	1-2	.500	0	3	3	0	0-0	1	0	0	1	1.0
Petro	1-0	2	0-0	—	0-0	—	0-0	—	0	1	1	0	0-0	0	0	0	0	0.0
Stevenson	1-0	12	0-2	.000	0-1	.000	0-0	—	0	1	1	1	2-0	0	0	0	0	0.0
<b>NETS</b>	<b>1</b>	<b>240</b>	<b>40-80</b>	<b>.500</b>	<b>15-32</b>	<b>.469</b>	<b>15-19</b>	<b>.789</b>	<b>8</b>	<b>27</b>	<b>35</b>	<b>18</b>	<b>21-0</b>	<b>9</b>	<b>13</b>	<b>3</b>	<b>110</b>	<b>110.0</b>

## Series Scores & Summary

Date	Site	Final	W/L	Date	Site	Final	W/L	Date	Site	Final	W/L	Date	Site	Final	W/L
11/19/76	Phx	88-90	L	11/23/83	Phx	108-110	L	3/13/93	Phx	93-124	L	12/6/03	N.J.	88-99	L
12/1/76	N.J.	106-96	W	3/14/84	N.J.	102-108	L	12/3/93	N.J.	104-103	W	3/3/04	Phx	87-74	W
3/11/77	N.J.	73-82	L	11/14/84	Phx	98-86	W	3/19/94	Phx	105-93	W	11/6/04	N.J.	112-80	W
4/10/77	Phx	128-104	W	1/4/85	N.J.	98-105	L	11/27/94	Phx	115-110	W	1/23/05	Phx	113-105	W
1/4/78	N.J.	83-115	L	11/22/85	Phx	96-104	L	12/8/94	N.J.	133-106	W	11/25/05	Phx	92-81	W
1/29/78	Phx	131-100	W	3/9/86	N.J.	111-115	L	2/8/96	Phx	107-102	W	3/27/06	N.J.	72-110	L
3/15/78	N.J.	98-117	L	11/19/86	Phx	111-101	W	3/12/96	N.J.	98-88	W	11/24/06	Phx	99-93	W
4/10/78	Phx	120-109	W	1/21/87	N.J.	114-120	L	11/27/96	Phx	99-77	W	12/07/06**	N.J.	161-157	W
1/7/79	N.J.	112-117	L	11/27/87	Phx	113-107	W	1/30/97	N.J.	101-113	L	1/20/08	Phx	116-92	W
1/28/79	Phx	114-117	L	1/18/88	N.J.	113-117	L	11/26/97	Phx	111-99	W	3/29/08	N.J.	110-104	W
2/21/79	N.J.	112-123	L	11/23/88	Phx	129-133	L	2/5/98	N.J.	94-106	L	11/4/08	N.J.	114-86	W
12/5/79	N.J.	100-115	L	12/30/88	N.J.	116-109	W	11/10/99	N.J.	104-89	W	11/30/08	Phx	109-117	L
2/17/80	Phx	128-98	W	1/30/90	Phx	120-95	W	11/27/99	Phx	129-90	W	1/20/10	Phx	118-94	W
12/5/80	Phx	88-90	L	3/30/90	N.J.	126-119	W	11/22/00	Phx	97-85	W	3/31/10	N.J.	116-105	W
1/9/81	N.J.	112-95	W	11/23/90	Phx	114-116	L	12/8/00	N.J.	84-86	L	1/12/11*	Phx	118-109	W
1/22/82	Phx	97-99	L	12/7/90	N.J.	129-110	W	12/5/01	N.J.	87-106	L	2/28/11*	N.J.	104-103	W
3/10/82	N.J.	105-113	L	1/22/92	N.J.	104-106	L	3/6/02	Phx	89-87	W	1/13/12	Phx	103-110	L
11/26/82	Phx	110-99	W	1/29/92	Phx	128-95	W	11/27/02	Phx	82-75	W				
1/6/83	N.J.	93-94	L	12/8/92	N.J.	105-100	W	12/9/02	N.J.	93-106	L				

\*Overtime \*\* Double Overtime

## Suns Players Career Statistics vs. Nets

PLAYER	G-65	MIN	FG-FGA	PCT	3FG-FGA	PCT	FT-FTA	PCT	OFF	DEF	TOT	AST	PF-DQ	STL	TO	BLK	PTS	AVG	HI
Beasley	11-7	341	74-161	.460	1-9	.111	26-36	.722	26	51	77	23	29-1	8	23	11	175	15.9	25
Scola	9-8	266	61-107	.570	0-0	—	19-33	.576	22	44	66	24	20-0	6	17	4	141	15.7	44
O'Neal	30-26	898	178-363	.490	3-5	.600	85-140	.607	55	164	219	51	113-3	25	65	64	444	14.8	31
Frye	16-8	442	71-143	.497	5-19	.263	42-53	.792	18	63	81	22	47-1	8	26	9	189	11.8	21
Dragic	7-1	151	27-49	.551	9-20	.450	14-19	.737	2	19	21	24	11-0	5	9	0	77	11.0	23
Dudley	8-1	198	26-45	.578	9-15	.600	22-26	.846	14	21	35	14	9-0	9	9	2	83	10.4	18
Johnson	3-3	67	9-22	.409	3-8	.375	4-5	.800	0	17	17	4	4-0	0	4	3	25	8.3	10
Brown	8-2	159	28-62	.452	8-20	.400	2-5	.400	4	14	18	11	15-0	5	11	0	66	8.3	20
Telfair	15-4	312	36-92	.391	9-25	.360	21-27	.778	3	20	23	47	24-0	9	12	0	102	6.8	24
Gortat	11-1	195	33-51	.647	0-0	—	5-9	.556	17	34	51	3	17-0	3	5	7	71	6.5	20
Morris	1-0	18	1-3	.333	0-1	.000	1-2	.500	0	1	1	0	1-0	0	3	0	3	3.0	3
Tucker	1-0	8	0-2	.000	0-0	—	3-4	.750	1	3	4	0	1-0	1	1	0	3	3.0	3

## Series Highlights & Top Performances

The Suns have won 26 of the last 35 meetings, including 16 of the last 18 games at US Airways Center... Jan. 12, 2011, **Steve Nash** became the NBA's all-time career free-throw percentage leader for the first time, surpassing **Mark Price**... The Suns won a series-record 14 consecutive home games from March 19, 1994 to January 20, 2008... December 7, 2006, Phoenix tallied a double-overtime win, 161-157, at New Jersey in an "instant classic" that featured 21 ties and 34 lead changes and a battle of point guards, **Steve Nash** (42 points, 13 assists) and **Jason Kidd** (38 points, 13 assists)... March 3, 2004, Phoenix held the Nets to an opponent series-low 74 points en route to an 87-74 win in the Valley of the Sun... Phoenix recorded a season-best 57 rebounds in 82-75 victory on November 27, 2002... Phoenix shot .636 from the field on November 27, 1999, the second highest shooting effort ever at USAC... The victory was the first of the season for Phoenix and first ever for then head coach **Danny Ainge**, snapping the club's record 13-game losing streak... January 4, 1978 in New Jersey, Nets forward **Bernard King** scored a series-high 44 points... In the first-ever meeting between the teams, November 19, 1976, Suns forward **Curtis Perry** grabbed a series-best 19 rebounds.

## By The Numbers:

### Suns vs. Brooklyn 2011-2012: 0-1

1/13/12 at Phoenix: Nets 110, Suns 103

### All-Time Series Results:

Suns vs. Nets at Phoenix: 26-11

Suns vs. Nets at New Jersey: 16-21

Suns vs. Nets overall: 42-32

Suns largest margin of victory: 39 (129-90, 11/27/99)

Suns high point total: 161 (12/7/06\*\*)

Suns low point total: 72 (3/27/06)

Nets largest margin of victory: 38 (110-72, 3/27/06)

Nets high point total: 157 (12/7/06\*\*)

Nets low point total: 74 (3/3/04)

	HOME	AWAY
Suns last win:	1/12/11 (118-109*)	2/28/11 (104-103*)
Suns last loss:	1/13/12 (110-103)	3/27/06 (110-72)
Streaks:	Lost one	Won five

# Charlotte Bobcats



333 East Trade Street  
Charlotte, NC 28202  
(704) 688-8600  
Fax: (704) 688-7600  
www.bobcats.com

## 2012-2013 vs. Suns:

November 7 at Charlotte  
December 19 at Phoenix

## 2011-2012 Finish:

7-59 (.106)  
Fifth in Southeast Division

## Playoffs:

Did not qualify

<b>Chairman</b>	Michael Jordan
<b>President &amp; Chief Operating Officer</b>	Fred Whitfield
<b>President of Basketball Operations</b>	Rod Higgins
<b>General Manager</b>	Rich Cho
<b>Head Coach</b>	Mike Dunlap
<b>Assistant Coaches</b>	Rick Brunson, Dan Leibowitz, Stephen Silas, Brian Winters
<b>Head Athletic Trainer</b>	Steve Stricker
<b>Vice President, Communications</b>	B.J. Evans
<b>Director, Communications</b>	Josh Rosen
<b>Coordinator, Communications</b>	Jerome Hubbard
<b>Home Court</b>	Time Warner Cable Arena (19,077, built in 2005)
<b>Team Colors</b>	Navy, Light Blue, Cool Gray, Orange
<b>Radio</b>	WFNZ (610 AM) Scott Lauer
<b>TV</b>	Fox Sports Carolinas/SportSouth (Cable) Steve Martin, Dell Curry, Stephanie Ready

## 2011-2012 Regular Season Stats – Suns vs. Bobcats

PLAYER	G-GS	MIN	FG-FGA	PCT	3FG-FGA	PCT	FT-FTA	PCT	OFF	DEF	TOT	AST	PF-DQ	STL	TO	BLK	PTS	AVG
Redd	1-1	23	6-12	.500	4-7	.571	1-2	.500	0	2	2	0	0-0	0	0	0	17	17.0
Lopez	1-0	20	4-8	.500	0-0	—	5-5	1.000	2	4	6	0	3-0	1	0	1	13	13.0
Gortat	1-1	28	5-11	.455	0-0	—	2-4	.500	5	7	12	3	0-0	0	0	1	12	12.0
Morris	1-0	27	3-13	.231	2-5	.400	3-5	.600	2	6	8	2	2-0	1	2	0	11	11.0
Nash	1-1	33	4-8	.500	1-2	.500	2-2	1.000	1	2	3	10	2-0	0	4	1	11	11.0
Brown	1-0	23	3-10	.300	1-1	1.000	2-4	.500	0	3	3	0	1-0	1	0	0	9	9.0
Hill	1-1	28	3-6	.500	1-2	.500	2-2	1.000	1	1	2	1	0-0	1	1	2	9	9.0
Childress	1-0	18	3-5	.600	1-1	1.000	0-0	—	1	4	5	0	3-0	0	0	0	7	7.0
Frye	1-1	21	3-9	.333	0-2	.000	0-0	—	0	4	4	0	0-0	0	0	0	6	6.0
Price	1-0	4	0-0	—	0-0	—	0-0	—	1	0	1	1	0-0	0	0	0	0	0.0
Telfair	1-0	15	0-3	.000	0-2	.000	0-0	—	0	1	1	4	3-0	1	0	0	0	0.0
<b>SUNS</b>	<b>1</b>	<b>240</b>	<b>34-85</b>	<b>.400</b>	<b>10-22</b>	<b>.455</b>	<b>17-24</b>	<b>.708</b>	<b>13</b>	<b>34</b>	<b>47</b>	<b>21</b>	<b>14-0</b>	<b>5</b>	<b>8</b>	<b>5</b>	<b>95</b>	<b>95.0</b>

PLAYER	G-GS	MIN	FG-FGA	PCT	3FG-FGA	PCT	FT-FTA	PCT	OFF	DEF	TOT	AST	PF-DQ	STL	TO	BLK	PTS	AVG
Walker	1-1	41	7-16	.438	4-5	.800	4-4	1.000	1	2	3	4	1-0	1	1	0	22	22.0
Williams	1-1	39	8-15	.533	2-8	.250	3-4	.750	2	5	7	6	3-0	1	0	0	21	21.0
Diaw	1-1	38	5-10	.500	3-5	.600	0-0	—	1	2	3	3	1-0	1	5	1	13	13.0
Biyombo	1-1	36	5-6	.833	0-0	—	1-2	.500	3	9	12	1	4-0	1	2	2	11	11.0
Brown	1-0	22	3-6	.500	0-0	—	3-5	.600	1	0	1	0	3-0	0	0	0	9	9.0
Thomas	1-1	26	3-14	.214	0-0	—	2-2	1.000	2	11	13	0	2-0	0	2	1	8	8.0
Mullens	1-0	12	1-3	.333	0-0	—	1-2	.500	0	2	2	0	1-0	0	1	1	3	3.0
Higgins	1-0	7	1-3	.333	0-1	.000	0-0	—	0	3	3	0	2-0	0	1	0	2	2.0
Carroll	1-0	9	0-1	.000	0-0	—	0-0	—	1	2	3	1	2-0	0	1	0	0	0.0
White	1-0	10	0-1	.000	0-0	—	0-0	—	0	1	1	0	4-0	0	1	0	0	0.0
<b>BOBCATS</b>	<b>1</b>	<b>240</b>	<b>33-75</b>	<b>.440</b>	<b>9-19</b>	<b>.474</b>	<b>14-19</b>	<b>.737</b>	<b>11</b>	<b>37</b>	<b>48</b>	<b>15</b>	<b>23-0</b>	<b>4</b>	<b>15</b>	<b>5</b>	<b>89</b>	<b>89.0</b>



## Series Scores & Summary

Date	Site	Final	W/L	Date	Site	Final	W/L
12/10/04	Phx	115-106	W	1/23/09	Cha	76-98	L
3/23/05	Cha	120-105	W	2/24/09	Phx	112-102	W
12/30/05	Cha	110-100	W	1/16/10	Cha	99-125	L
2/25/06	Phx	136-121	W	1/26/10*	Phx	109-114	L
12/10/06	Cha	114-84	W	11/20/10	Cha	105-123	L
3/7/07*	Phx	115-106	W	1/26/11	Phx	107-114	L
11/6/07	Cha	115-83	W	2/4/12	Phx	95-89	W
2/4/08	Phx	118-104	W				

\*Overtime

## Suns Players Career Statistics vs. Bobcats

PLAYER	G-GS	MIN	FG-FGA	PCT	3FG-FGA	PCT	FT-FTA	PCT	OFF	DEF	TOT	AST	PF-DQ	STL	TO	BLK	PTS	AVG	HI
O'Neal	17-16	546	107-244	.439	0-2	.000	70-89	.787	32	116	148	25	60-0	16	46	32	284	16.7	30
Beasley	11-7	309	67-142	.472	6-13	.462	19-31	.613	8	49	57	14	24-0	9	11	11	159	14.5	28
Scola	9-8	271	50-105	.476	0-2	.000	19-29	.655	15	51	66	13	22-0	9	19	3	119	13.2	23
Morris	1-0	27	3-13	.231	2-5	.400	3-5	.600	2	6	8	2	2-0	1	2	0	11	11.0	11
Frye	14-9	358	55-121	.455	9-23	.391	16-16	1.000	13	57	70	10	41-0	6	15	15	135	9.6	30
Dudley	6-1	150	15-40	.375	6-18	.333	11-14	.786	9	17	26	6	16-0	6	4	1	47	7.8	18
Dragic	9-2	165	23-58	.397	7-21	.333	17-19	.895	8	9	17	37	16-0	6	17	1	70	7.8	17
Brown	7-1	156	20-61	.328	3-20	.150	10-16	.625	2	12	14	13	13-0	7	11	5	53	7.6	15
Gortat	9-1	155	25-44	.568	0-0	—	15-20	.750	22	28	50	5	13-0	5	5	10	65	7.2	16
Johnson	4-4	118	12-32	.375	3-17	.176	1-3	.333	0	10	10	5	10-0	2	6	3	28	7.0	10
Telfair	13-6	280	28-78	.359	6-21	.286	12-14	.857	2	10	12	54	30-0	11	14	3	74	5.7	23

## Series Highlights & Top Performances

Phoenix has won 10 of 15 in the overall series... Prior to last season's 95-89 win, Phoenix had scored 110 points or more in each of the other nine victories... The Suns won the first five home meetings against Charlotte all-time (6-2)... Suns Series bests: December 10, 2004 in Phoenix, **Steve Nash** recorded 14 assists.

## By The Numbers:

### Suns vs. Charlotte 2011-2012: 1-0

2/4/12 at Phoenix: Suns 95, Bobcats 89

### All-Time Series Results:

Suns vs. Bobcats at Phoenix: 6-2

Suns vs. Bobcats at Charlotte: 4-3

Suns vs. Bobcats overall: 10-5

Suns largest margin of victory: 32 (115-83, 11/6/07)

Suns high point total: 136 (2/25/06)

Suns low point total: 76 (1/23/09)

Bobcats largest margin of victory: 26 (1/16/10)

Bobcats high point total: 125 (1/16/10)

Bobcats low point total: 83 (11/6/07)

	HOME	AWAY
Suns last win:	2/4/12 (95-89)	11/6/07 (115-83)
Suns last loss:	1/26/11 (114-107)	11/20/10 (123-105)
Streaks:	Won one	Lost three

# Chicago Bulls



1901 W. Madison St.  
Chicago, IL 60612  
(312) 455-4000  
Fax: (312) 455-4189  
www.bulls.com

## 2012-2013 vs. Suns:

November 14 at Phoenix  
January 12 at Chicago

## 2011-2012 Finish:

50-16 (.758)

First in Central Division

## Playoffs:

Lost to Philadelphia 4-2

<b>Chairman</b>	Jerry Reinsdorf
<b>Exec. Vice President-Basketball Operations</b>	John Paxson
<b>General Manager</b>	Gar Forman
<b>Head Coach</b>	Tom Thibodeau
<b>Assistant Coaches</b>	Ron Adams, Mike Wilhelm, Andy Greer, Adrian Griffin, Ed Pinckney
<b>Head Athletic Trainer</b>	Fred Tedeschi
<b>Senior Director, Public &amp; Media Relations</b>	Tim Hallam
<b>Director, Public &amp; Media Relations</b>	Sebrina Brewster
<b>Manager, Public &amp; Media Relations</b>	Matt Yob
<b>Coordinator, Public &amp; Media Relations</b>	Shaun Hickombottom
<b>Home Court</b>	United Center (20,917, built in 1994)
<b>Team Colors</b>	Red, White, Black
<b>Radio</b>	WMVP (1000 AM) Chuck Swirsky, Bill Wennington, Steve Kaskul WRT0 (1200 AM Spanish) Omar Ramos, Matt Moreno
<b>TV</b>	WGN-TV (Ch. 9), WCIU-TV (Ch. 26), Comcast SportsNet Chicago (Cable) Neil Funk, Stacey King

## 2011-2012 Regular Season Stats – Suns vs. Bulls

PLAYER	G-GS	MIN	FG-FGA	PCT	3FG-FGA	PCT	FT-FTA	PCT	OFF	DEF	TOT	AST	PF-DQ	STL	TO	BLK	PTS	AVG
Nash	1-1	30	10-13	.769	3-3	1.000	2-3	.667	0	1	1	9	0-0	0	5	0	25	25.0
Lopez	1-0	17	6-7	.857	0-0	—	4-4	1.000	3	3	6	0	1-0	0	0	1	16	16.0
Gortat	1-1	31	5-7	.714	0-0	—	4-5	.800	2	13	15	1	3-0	0	2	1	14	14.0
Brown	1-0	24	4-10	.400	1-1	1.000	0-0	—	1	1	2	0	0-0	0	2	1	9	9.0
Hill	1-1	21	4-7	.571	0-0	—	0-0	—	0	1	1	0	1-0	0	1	1	8	8.0
Dudley	1-1	26	3-7	.429	0-0	—	1-1	1.000	0	1	1	3	1-0	0	0	0	7	7.0
Price	1-0	18	2-4	.500	1-1	1.000	0-0	—	0	3	3	4	3-0	0	0	1	5	5.0
Frye	1-1	18	2-7	.286	0-2	.000	0-0	—	0	4	4	0	1-0	1	2	1	4	4.0
Morris	1-0	30	1-7	.143	0-2	.000	2-2	1.000	0	4	4	1	4-0	1	5	0	4	4.0
Redd	1-0	15	0-3	.000	0-1	.000	3-4	.750	0	0	0	1	1-0	0	1	0	3	3.0
Warrick	1-0	10	1-2	.500	0-0	—	0-0	—	1	0	1	0	2-0	0	1	0	2	2.0
<b>SUNS</b>	<b>1</b>	<b>240</b>	<b>38-74</b>	<b>.514</b>	<b>5-11</b>	<b>.455</b>	<b>16-19</b>	<b>.842</b>	<b>7</b>	<b>31</b>	<b>38</b>	<b>19</b>	<b>17-0</b>	<b>2</b>	<b>20</b>	<b>6</b>	<b>97</b>	<b>97.0</b>

PLAYER	G-GS	MIN	FG-FGA	PCT	3FG-FGA	PCT	FT-FTA	PCT	OFF	DEF	TOT	AST	PF-DQ	STL	TO	BLK	PTS	AVG
Boozer	1-1	32	14-21	.667	0-0	—	3-3	1.000	0	6	6	1	3-0	2	1	0	31	31.0
Watson	1-1	33	8-12	.667	3-3	1.000	4-4	1.000	0	4	4	5	2-0	2	0	0	23	23.0
Deng	1-1	27	4-9	.444	1-1	1.000	6-6	1.000	0	6	6	3	0-0	2	0	0	15	15.0
Noah	1-1	28	6-10	.600	0-1	.000	1-2	.500	6	6	12	3	3-0	1	1	0	13	13.0
Asik	1-0	13	5-6	.833	0-0	—	1-3	.333	2	2	4	0	2-0	0	2	1	11	11.0
Hamilton	1-1	21	5-11	.455	1-2	.500	0-0	—	0	1	1	6	1-0	1	0	0	11	11.0
Gibson	1-0	20	3-5	.600	0-0	—	1-2	.500	2	0	2	0	2-0	0	1	1	7	7.0
Brewer	1-0	24	2-6	.333	0-1	.000	2-2	1.000	1	1	2	3	2-0	0	0	0	6	6.0
Butler	1-0	4	0-0	—	0-0	—	1-2	.500	0	0	0	0	0-0	0	0	0	1	1.0
Korver	1-0	20	0-3	.000	0-1	.000	0-0	—	1	2	3	6	1-0	0	1	0	0	0.0
Lucas	1-0	15	0-4	.000	0-1	.000	0-0	—	0	1	1	2	1-0	1	0	0	0	0.0
Scalabrino	1-0	3	0-1	.000	0-0	—	0-0	—	0	0	0	2	0-0	0	0	0	0	0.0
<b>BULLS</b>	<b>1</b>	<b>240</b>	<b>47-88</b>	<b>.534</b>	<b>5-10</b>	<b>.500</b>	<b>19-24</b>	<b>.792</b>	<b>12</b>	<b>29</b>	<b>41</b>	<b>31</b>	<b>17-0</b>	<b>9</b>	<b>6</b>	<b>2</b>	<b>118</b>	<b>118.0</b>

## Series Scores &amp; Summary

Date	Site	Final	%	Date	Site	Final	%	Date	Site	Final	%	Date	Site	Final	%
10/31/68	Phx	112-103	W	10/24/72	Phx	106-107	L	11/5/77	Chi	94-111	L	1/25/86	Chi	114-133	L
11/30/68	Chi	96-100	L	11/3/72	Chi	100-115	L	11/18/77	Phx	103-101	W	11/8/86	Chi	96-101	L
1/4/69	Chi	92-103	L	12/25/72	Phx	115-108	W	2/28/78	Chi	115-126	L	12/5/86	Phx	114-112	W
1/24/69	Phx	117-106	W	1/5/73	Chi	126-115	W	3/9/78	Phx	112-103	W	1/22/88	Chi	108-118	L
2/21/69	Phx	121-133	L	2/24/73	Chi	100-122	L	10/27/78*	Chi	115-110	W	2/4/88	Phx	101-113	L
3/6/69	Chi	117-125	L	3/4/73*	Phx	117-118	L	11/26/78	Phx	125-109	W	1/21/89	Chi	116-107	W
10/24/69	Phx	115-116	L	11/13/73	Phx	116-108	W	11/28/78	Chi	112-124	L	3/22/89	Phx	111-112	L
12/2/69	Salt Lake	121-110	W	11/23/73	Chi	99-94	W	3/8/79	Phx	132-117	W	11/22/89	Phx	90-95	L
12/5/69	Phx	114-113	W	1/6/74*	Chi	116-120	L	10/14/79	Phx	112-102	W	3/26/90	Chi	92-121	L
12/9/69	Chi	102-109	L	2/19/74	Chi	96-130	L	10/20/79	Chi	104-116	L	11/21/90	Phx	109-107	W
1/8/70	Chi	123-152	L	2/27/74	Phx	95-107	L	12/1/79	Phx	99-86	W	12/4/90	Chi	127-155	L
2/12/70	Chi	121-122	L	3/5/74	Phx	91-111	L	12/21/79	Chi	127-117	W	1/21/92	Chi	102-108	L
3/3/70	Phx	111-123	L	11/15/74	Phx	95-102	L	2/8/80	Chi	113-109	W	2/5/92	Phx	126-114	W
10/28/70	Phx	105-118	L	1/3/75	Chi	99-126	L	3/9/80*	Phx	113-103	W	11/22/92	Phx	111-128	L
11/6/70	Chi	105-102	W	1/17/75	Chi	115-105	W	11/28/80	Phx	102-101	W	3/30/93	Chi	113-109	W
1/24/71	Phx	113-112	W	3/6/75	Phx	88-65	W	12/9/80	Chi	123-108	W	11/30/93	Chi	113-132	L
3/3/71	Phx	115-90	W	11/4/75	Chi	96-80	W	11/27/81	Phx	111-107	W	2/6/94	Phx	89-88	W
3/12/71	Chi	92-116	L	12/7/75	Phx	114-97	W	2/16/82	Chi	91-86	W	11/30/94	Chi	105-118	L
3/13/71	Chi	99-111	L	2/17/76	Chi	111-114	L	1/11/83	Chi	109-96	W	2/3/95	Phx	110-100	W
10/24/71	Phx	104-105	L	3/5/76	Phx	99-97	W	3/15/83	Phx	116-108	W	1/28/96	Chi	82-93	L
11/2/71	Chi	101-108	L	3/16/76	Chi	87-120	L	11/25/83	Phx	120-94	W	2/6/96	Phx	106-96	W
12/23/71*	Phx	108-117	L	10/29/76	Chi	95-82	W	1/3/84	Chi	97-102	L	11/11/96	Chi	79-97	L
1/4/72	Chi	112-108	W	11/21/76	Phx	101-96	W	11/29/84	Phx	100-95	W	11/20/96	Phx	99-113	L
1/28/72	Phx	102-116	L	1/11/77	Chi	90-93	L	3/15/85	Chi	97-103	L	11/20/97	Phx	89-85	W
2/25/72	Chi	107-115	L	3/2/77*	Phx	104-108	L	12/4/85	Phx	100-99	W	12/15/97	Chi	104-111	L

\*Overtime

## Suns Players Career Statistics vs. Bulls

PLAYER	G-GS	MIN	FG-FGA	PCT	3FG-FGA	PCT	FT-FTA	PCT	OFF	DEF	TOT	AST	PF-DQ	STL	TO	BLK	PTS	AVG	HI
Scola	9-8	336	70-136	.515	0-0	—	34-42	.810	29	58	87	27	37-0	8	17	7	174	19.3	27
Beasley	9-5	248	48-113	.425	1-14	.071	25-28	.893	14	39	53	12	22-0	4	18	10	122	13.6	21
O'Neal	41-30	1061	200-412	.485	0-4	.000	143-196	.730	75	208	283	51	114-0	28	77	66	543	13.2	39
Frye	14-7	350	55-129	.426	13-30	.433	25-31	.806	19	76	95	16	47-1	1	18	11	148	10.6	21
Telfair	9-2	198	27-48	.563	0-0	—	11-17	.647	22	63	85	5	20-0	2	9	13	65	7.2	14
Gortat	13-6	328	33-88	.375	6-20	.300	20-23	.870	5	15	20	47	30-0	9	26	2	92	7.1	15
Dragic	5-1	90	13-35	.371	3-8	.375	6-9	.667	3	3	6	16	5-0	8	7	1	35	7.0	21
Dudley	9-3	145	16-44	.364	7-14	.500	6-8	.750	8	12	20	7	14-0	4	7	0	45	5.0	12
Brown	9-0	116	17-38	.447	7-16	.438	2-3	.667	2	9	11	5	8-0	5	9	3	43	4.8	21
Johnson	3-3	49	6-18	.333	2-5	.400	0-0	—	1	7	8	1	2-0	0	3	0	14	4.7	8
Morris	1-0	30	1-7	.143	0-2	.000	2-2	1.000	0	4	4	1	4-0	1	5	0	4	4.0	4

## Series Highlights &amp; Top Performances

The Suns have won 16 of the last 27 meetings, including nine of the last 13 at US Airways Center... March 6, 1975 in Phoenix, the Bulls were held to an all-time opponent-low 65 points (88-65)... February 21, 1969 in Phoenix, **Gail Goodrich** scored a Suns series-high 43 points... January 21, 1989 in Chicago, **Michael Jordan** scored a series-high 53 points (he had 55 in Game 4 of the 1993 NBA Finals)... January 8, 1970 in Chicago, **Tom Boerwinkle** snared a Suns opponent record 37 rebounds and the Bulls set a Suns opponent record with 56 free throws made (56-71)... In the first-ever meeting on October 31, 1968 in Phoenix, **George Wilson** grabbed a Suns series-high 23 rebounds... January 3, 1984 in Chicago, Bulls guard **Ennis Whatley** tallied a series-high 18 assists.

## By The Numbers:

## Suns vs. Chicago 2011-2012: 0-1

1/17/12 at Chicago: Bulls 118, Suns 97

Suns largest margin of victory: 26 (120-94, 11/25/83)

Suns high point total: 132 (3/8/79)

Suns low point total: 79 (11/11/96)

Bulls largest margin of victory: 34 (130-96, 2/19/74)

Bulls high point total: 155 (12/4/90)

Bulls low point total: 65 (3/6/75)

## All-Time Series Results:

Suns vs. Bulls at Phoenix: 39-22

Suns vs. Bulls at Chicago: 23-41

Suns vs. Bulls overall: 62-63

	HOME	AWAY
Suns last win:	11/15/07 (112-102)	3/30/10 (111-105)
Suns last loss:	11/24/10 (123-115**)	1/17/12 (118-97)

Streaks:	Lost three	Lost two
----------	------------	----------

# Cleveland Cavaliers



**One Center Court**  
**Cleveland, OH 44115-4001**  
**(216) 420-2000**  
**Fax: (216) 420-2260**  
**www.cavs.com**

## 2012-2013 vs. Suns:

November 9 at Phoenix  
 November 27 at Cleveland

## 2011-2012 Finish:

**21-45 (.318)**

Fifth in Central Division

## Playoffs:

Did not qualify

<b>Majority Owner/Chairman</b>	Dan Gilbert
<b>General Manager</b>	Chris Grant
<b>Vice President of Basketball Operations</b>	David Griffin
<b>Head Coach</b>	Byron Scott
<b>Assistant Coaches</b>	Paul Pressey Jamahl Mosley Joe Muntz Nate Tibbetts
<b>Head Athletic Trainer</b>	Max Benton
<b>Sr. Vice President, Communications</b>	Tad Carper
<b>Basketball Communications Coordinator</b>	Jeff Schaefer
<b>Home Court</b>	Quicken Loans Arena (20,562, built in 1994)
<b>Team Colors</b>	Wine, Gold
<b>Radio</b>	WTAM (1100 AM) John Michael, Jim Chones, Mike Snyder
<b>TV</b>	Fox Sports Ohio (Cable) Fred McLeod, Austin Carr, Allie Clifton

## 2011-2012 Regular Season Stats – Suns vs. Cavaliers

PLAYER	G-GS	MIN	FG-FGA	PCT	3FG-FGA	PCT	FT-FTA	PCT	OFF	DEF	TOT	AST	PF-DQ	STL	TO	BLK	PTS	AVG
Gortat	2-2	64	17-27	.630	0-0	—	2-7	.286	8	10	18	3	3-0	0	5	7	36	18.0
Morris	2-0	49	14-21	.667	4-5	.800	3-4	.750	2	11	13	1	8-0	1	3	2	35	17.5
Brown	2-0	51	10-21	.476	1-3	.333	6-7	.857	2	3	5	1	5-0	2	4	1	27	13.5
Frye	2-2	50	9-21	.429	3-10	.300	2-2	1.000	2	9	11	6	3-0	3	4	0	23	11.5
Nash	2-2	64	8-12	.667	1-2	.500	3-5	.600	1	2	3	28	2-0	1	4	1	20	10.0
Dudley	2-2	62	7-14	.500	2-5	.400	2-2	1.000	2	11	13	3	1-0	2	1	0	18	9.0
Redd	2-0	40	6-14	.429	3-9	.333	1-2	.500	0	2	2	1	3-0	1	0	0	16	8.0
Telfair	1-0	19	2-6	.333	0-2	.000	3-3	1.000	1	1	2	6	0-0	1	2	0	7	7.0
Hill	2-2	29	2-8	.250	0-0	—	3-4	.750	1	3	4	2	4-0	4	0	2	7	3.5
Lopez	2-0	23	1-7	.143	0-0	—	3-4	.750	2	2	4	0	4-0	1	1	3	5	2.5
Warrick	1-0	11	0-2	.000	0-0	—	2-2	1.000	0	1	1	1	3-0	0	1	0	2	2.0
Price	2-0	18	0-4	.000	0-2	.000	2-4	.500	1	1	2	2	6-0	1	1	0	2	1.0
<b>SUNS</b>	<b>2</b>	<b>480</b>	<b>76-157</b>	<b>.484</b>	<b>14-38</b>	<b>.368</b>	<b>32-46</b>	<b>.696</b>	<b>22</b>	<b>56</b>	<b>78</b>	<b>54</b>	<b>42-0</b>	<b>17</b>	<b>27</b>	<b>16</b>	<b>198</b>	<b>99.0</b>

PLAYER	G-GS	MIN	FG-FGA	PCT	3FG-FGA	PCT	FT-FTA	PCT	OFF	DEF	TOT	AST	PF-DQ	STL	TO	BLK	PTS	AVG
Irving	2-2	56	16-28	.571	3-6	.500	7-7	1.000	3	6	9	10	4-0	3	11	0	42	21.0
Jamison	2-2	53	11-30	.367	3-10	.300	0-0	—	0	5	5	2	5-0	3	1	0	25	12.5
Casspi	2-1	45	8-17	.471	1-5	.200	3-4	.750	3	3	6	3	2-0	1	1	1	20	10.0
Gibson	1-0	24	3-7	.429	3-5	.600	1-2	.500	0	2	2	1	1-0	2	0	0	10	10.0
Gee	2-1	44	5-11	.455	0-0	—	7-9	.778	1	6	7	3	8-0	1	3	0	17	8.5
Varejao	1-1	36	3-10	.300	0-0	—	2-3	.667	7	10	17	1	1-0	1	0	1	8	8.0
Parker	2-2	52	4-13	.308	3-4	.750	4-4	1.000	1	4	5	4	2-0	1	0	0	15	7.5
T. Thompson	2-1	41	5-12	.417	0-0	—	5-9	.556	8	5	13	0	6-0	0	4	0	15	7.5
Sloan (TOT)	1-0	20	3-8	.375	0-3	.000	0-0	—	0	4	4	4	2-0	0	3	0	6	6.0
Sloan (CLE)	1-0	20	3-8	.375	0-3	.000	0-0	—	0	4	4	4	2-0	0	3	0	6	6.0
Harris	1-0	26	1-5	.200	0-0	—	3-4	.750	1	8	9	3	0-0	1	2	0	5	5.0
Samuels	1-0	16	1-4	.250	0-0	—	3-4	.750	1	2	3	0	3-0	0	1	0	5	5.0
Sessions	1-0	20	1-7	.143	0-1	.000	3-3	1.000	2	1	3	5	1-0	2	3	0	5	5.0
Walton (TOT)	3-0	57	6-11	.545	1-4	.250	0-0	—	7	4	11	5	5-0	2	4	0	13	4.3
Walton (CLE)	1-0	26	3-4	.750	1-1	1.000	0-0	—	1	1	2	2	1-0	0	4	0	7	7.0
Erden	2-0	20	2-3	.667	0-0	—	0-2	.000	0	2	2	1	8-1	0	1	0	4	2.0
Kaponno (TOT)	1-0	19	1-3	.333	0-2	.000	0-0	—	0	2	2	1	4-0	0	0	0	2	2.0
<b>CAVALIERS</b>	<b>2</b>	<b>480</b>	<b>66-159</b>	<b>.415</b>	<b>14-35</b>	<b>.400</b>	<b>38-51</b>	<b>.745</b>	<b>28</b>	<b>59</b>	<b>87</b>	<b>39</b>	<b>44-1</b>	<b>15</b>	<b>35</b>	<b>2</b>	<b>184</b>	<b>92.0</b>

## Series Scores &amp; Summary

Date	Site	Final	%	Date	Site	Final	%	Date	Site	Final	%	Date	Site	Final	%
10/23/70	Phx	108-104	W	12/19/75*	Phx	124-128	L	11/12/82	Phx	94-81	W	12/29/02	Clev	103-84	W
11/22/70	Clev	114-99	W	1/17/76	Clev	85-105	L	2/20/83	Clev	103-81	W	10/30/03	Phx	95-86	W
2/6/71	Phx	119-91	W	3/3/76	Clev	108-92	W	11/16/83	Phx	115-104	W	3/23/04	Clev	103-86	W
2/12/71	Clev	114-105	W	3/13/76	Clev	77-99	L	2/15/84	Clev	90-104	L	3/15/94	Clev	119-106	W
11/5/71	Phx	107-87	W	11/13/76	Phx	90-103	L	11/8/84	Phx	112-111	W	1/12/95	Phx	96-107	L
11/14/71	Phx	119-105	W	1/15/77	Phx	94-79	W	1/5/85	Clev	106-111	L	1/30/95	Clev	89-82	W
1/14/72	Phx	117-107	W	2/19/77	Clev	88-92	L	1/20/86	Clev	93-108	L	1/14/96	Phx	74-89	L
2/27/72	Clev	127-125	W	11/24/77	Clev	82-97	L	3/5/86	Phx	100-115	L	2/2/96	Clev	85-107	L
11/5/72	Clev	107-106	W	1/15/78	Phx	113-104	W	3/5/87	Phx	126-102	W	1/2/97	Clev	94-103	L
11/8/72	Phx	107-99	W	3/19/78	Clev	123-112	W	3/12/87	Clev	109-116	L	2/21/97	Phx	94-88	W
1/2/73	Clev	88-111	L	11/8/78	Phx	118-96	W	1/2/88	Clev	107-120	L	12/16/97	Clev	90-103	L
3/6/73	Phx	110-102	W	11/21/78	Clev	110-108	W	2/25/88	Phx	109-103	W	1/13/98	Phx	84-102	L
12/9/73	Clev	117-106	W	2/11/79	Phx	136-101	W	1/11/89	Phx	121-124	L	3/10/99	Phx	73-86	L
1/23/74	Phx	110-103	W	3/13/79	Clev	124-120	W	1/16/89	Clev	110-126	L	1/22/00	Phx	101-88	W
2/24/74	Clev	97-101	L	11/9/79	Phx	110-106	W	12/30/89	Clev	102-110	L	2/29/00	Clev	100-93	W
3/9/74	Phx	109-100	W	2/19/80	Clev	109-128	L	3/4/90	Phx	108-96	W	3/28/01	Phx	103-94	W
11/3/74	Clev	101-104	L	1/29/81	Clev	111-115	L	1/2/91	Clev	105-83	W	4/7/01	Clev	102-98	W
12/13/74	Phx	85-84	W	3/4/81	Phx	126-106	W	1/9/91	Phx	113-105	W	3/25/02	Phx	102-96	W
1/5/75	Clev	86-97	L	2/24/82	Phx	131-97	W	2/26/92	Phx	103-100	W	4/2/02	Clev	96-101	L
2/26/75	Phx	108-96	W	3/11/82	Clev	101-95	W	3/10/92	Clev	100-102	L	11/1/02	Phx	78-74	W
															*Overtime

## Suns Players Career Statistics vs. Cavaliers

PLAYER	G-GS	MIN	FG-FGA	PCT	3FG-FGA	PCT	FT-FTA	PCT	OFF	DEF	TOT	AST	PF-DQ	STL	TO	BLK	PTS	AVG	HI
Morris	2-0	49	14-21	.667	4-5	.800	3-4	.750	2	11	13	1	8-0	1	3	2	35	17.5	22
O'Neal	35-29	1069	236-467	.505	2-3	.667	129-175	.737	74	182	256	68	100-2	16	66	70	603	17.2	38
Beasley	9-5	266	54-116	.466	5-12	.417	27-34	.794	17	45	62	11	22-0	7	13	4	140	15.6	28
Scola	9-9	257	55-105	.524	0-0	—	13-16	.813	20	55	75	16	27-0	5	15	2	123	13.7	30
Frye	13-10	400	70-157	.446	16-44	.364	15-17	.882	20	60	80	20	40-0	9	17	3	171	13.2	22
Dragic	7-1	130	27-44	.614	6-12	.500	11-17	.647	6	7	13	26	16-0	5	17	0	71	10.1	20
Brown	8-0	138	25-56	.446	4-15	.267	15-18	.833	3	9	12	11	12-0	6	9	2	69	8.6	16
Johnson	3-3	70	10-17	.588	4-8	.500	1-1	1.000	1	13	14	6	3-0	0	7	2	25	8.3	20
Telfair	12-2	259	34-86	.395	9-27	.333	20-26	.769	3	17	20	43	17-0	8	13	1	97	8.1	24
Gortat	11-2	214	31-60	.517	1-1	1.000	6-12	.500	18	48	66	7	19-0	1	12	16	69	6.3	22
Tucker	1-0	12	2-3	.667	0-0	—	2-5	.400	2	1	3	0	2-0	1	1	0	6	6.0	6
Dudley	13-3	267	29-63	.460	10-25	.400	9-16	.563	13	31	44	9	21-0	7	9	1	77	5.9	21

## Series Highlights &amp; Top Performances

The Suns have won 18 of the last 26 meetings overall... March 12, 2009, **LeBron James** collected his first career victory in Phoenix, 119-111, tallying a triple-double with 34 points, 10 rebounds and 13 assists after losing his first five visits to the Valley... Jan. 11, 2007, **Steve Nash** dished out an NBA season-high 21 assists en route to a 109-90 win at US Airways Center... **Zydrunas Ilgauskas** hauled in a series-best 22 rebounds on November 1, 2002... March 10, 1999, the Suns were held to a series-low 73 points in the Cavs 86-73 win... The 73 points was also the Suns lowest offensive home total in team history... On January 15, 1977 in Phoenix, **Alvan Adams** recorded a series-high seven blocks... February 11, 1979 in Phoenix, **Mike Bratz** tallied a series-best eight steals in the Suns' 136-101 win... The 35-point margin of victory represents the series high.

## By The Numbers:

## Suns vs. Cleveland 2011-2012: 1-1

**1/12/12 at Phoenix:** Cavs 101, Suns 90

**3/25/12 at Cleveland:** Suns 108, Cavs 83

## All-Time Series Results:

**Suns vs. Cavs at Phoenix:** 38-12

**Suns vs. Cavs at Cleveland:** 22-27

**Suns vs. Cavs overall:** 60-39

**Suns largest margin of victory:** 35 (136-101, 2/11/79)

**Suns high point total:** 136 (2/11/79)

**Suns low point total:** 73 (3/10/99)

**Cavs largest margin of victory:** 23 (111-88, 1/2/73)

**Cavs high point total:** 128 (12/19/75\*, 2/19/80)

**Cavs low point total:** 74 (11/1/02)

	HOME	AWAY
<b>Suns last win:</b>	1/9/11 (108-100)	3/25/12 (108-83)
<b>Suns last loss:</b>	1/12/12 (101-90)	12/2/09 (107-90)
<b>Streaks:</b>	Lost one	Won two

# Dallas Mavericks



**American Airlines Center**  
**2500 Victory Avenue**  
**Dallas, TX 75219**  
**(214) 665-4660**  
**Fax: (214) 665-4661**  
**www.mavs.com**

## 2012-2013 vs. Suns:

December 6 at Phoenix  
 January 27 at Dallas  
 February 1 at Phoenix  
 April 10 at Dallas

## 2011-2012 Finish:

**36-30 (.545)**  
 Third in Southwest Division

## Playoffs:

Lost to Oklahoma City 4-0

<b>Owner</b>	Mark Cuban
<b>President &amp; CEO</b>	Terdemia Ussery
<b>Head Coach</b>	Rick Carlisle
<b>President of Basketball Operations/GM</b>	Donn Nelson
<b>Assistant Coaches</b>	Jim O'Brien Tony Brown Monte Mathis Darrell Armstrong
<b>Head Athletic Trainer</b>	Casey Smith
<b>Director of Basketball Communications</b>	Sarah Melton
<b>Basketball Communications Manager</b>	Scott Tomlin
<b>Basketball Communications Coordinator</b>	Alan Rakowski
<b>Home Court</b>	American Airlines Center (19,200, built in 2001)
<b>Team Colors</b>	Blue, Black, Silver
<b>Radio</b>	ESPN Radio (103.3 FM) Chuck Cooperstein, Brad Davis KFLC (1270 AM Spanish) Victor Villalba
<b>TV</b>	TXA-21, FOX Sports Southwest Mark Followill, Derek Harper, Jeff Wade

## 2011-2012 Regular Season Stats – Suns vs. Mavericks

PLAYER	G-GS	MIN	FG-FGA	PCT	3FG-FGA	PCT	FT-FTA	PCT	OFF	DEF	TOT	AST	PF-DQ	STL	TO	BLK	PTS	AVG
Gortat	4-4	141	32-56	.571	0-0	—	10-13	.769	6	43	49	4	6-0	1	8	9	74	18.5
Hill	4-4	128	25-43	.581	1-2	.500	9-14	.643	3	14	17	7	10-0	4	11	2	60	15.0
Dudley	4-3	127	15-40	.375	6-15	.400	10-14	.714	10	15	25	5	8-0	2	5	3	46	11.5
Nash	3-3	108	12-28	.429	2-11	.182	8-8	1.000	2	6	8	35	1-0	4	8	0	34	11.3
Childress	1-0	18	4-6	.667	1-2	.500	0-0	—	1	3	4	2	5-0	2	3	0	9	9.0
Telfair	4-0	55	10-28	.357	5-12	.417	5-6	.833	1	6	7	10	6-0	3	3	0	30	7.5
Brown	4-0	75	12-33	.364	4-10	.400	1-1	1.000	1	6	7	4	2-0	2	3	1	29	7.3
Warrick	3-0	48	5-18	.278	1-2	.500	9-12	.750	6	3	9	1	3-0	1	2	0	20	6.7
Frye	4-3	92	8-23	.348	2-8	.250	5-5	1.000	5	13	18	7	11-0	3	5	3	23	5.8
Morris	4-1	72	6-20	.300	2-3	.667	4-5	.800	6	14	20	2	12-0	1	3	0	18	4.5
Redd	2-0	11	3-4	.750	1-1	1.000	2-2	1.000	0	0	0	0	1-0	0	1	0	9	4.5
Lopez	4-0	41	6-11	.545	0-0	—	2-4	.500	1	1	2	1	4-0	0	1	3	14	3.5
Price	3-2	45	2-11	.182	1-6	.167	0-0	—	1	2	3	6	4-0	2	3	0	5	1.7
<b>SUNS</b>	<b>4</b>	<b>960</b>	<b>140-321</b>	<b>.436</b>	<b>26-72</b>	<b>.361</b>	<b>65-84</b>	<b>.774</b>	<b>43</b>	<b>126</b>	<b>169</b>	<b>84</b>	<b>73-0</b>	<b>25</b>	<b>56</b>	<b>21</b>	<b>371</b>	<b>92.8</b>

PLAYER	G-GS	MIN	FG-FGA	PCT	3FG-FGA	PCT	FT-FTA	PCT	OFF	DEF	TOT	AST	PF-DQ	STL	TO	BLK	PTS	AVG
Marion	4-4	117	31-62	.500	5-10	.500	7-12	.583	8	16	24	9	3-0	2	6	2	74	18.5
Nowitzki	3-3	99	19-42	.452	0-5	.000	10-11	.909	3	14	17	13	5-0	1	4	0	48	16.0
Carter	3-2	80	19-44	.432	7-14	.500	1-2	.500	6	8	14	13	5-0	3	1	0	46	15.3
Odum	4-1	89	19-39	.487	5-11	.455	5-14	.357	1	16	17	9	4-0	3	1	0	48	12.0
Terry	4-0	112	18-36	.500	9-22	.409	2-3	.667	0	7	7	13	3-0	4	11	0	47	11.8
West	3-2	62	13-22	.591	5-7	.714	2-2	1.000	1	8	9	12	8-0	5	6	1	33	11.0
Mahinmi	4-1	106	8-17	.471	0-0	—	17-23	.739	8	12	20	3	14-0	0	5	4	33	8.3
Kidd	3-3	91	6-21	.286	5-15	.333	1-1	1.000	2	12	14	11	5-0	8	2	1	18	6.0
Yi	1-0	6	3-6	.500	0-0	—	0-0	—	2	1	3	0	0-0	0	0	0	6	6.0
Haywood	3-3	63	8-17	.471	0-0	—	1-2	.500	11	15	26	2	7-0	2	3	1	17	5.7
Beaubois	4-1	74	8-28	.286	1-9	.111	4-4	1.000	1	9	10	12	7-0	4	4	2	21	5.3
Jones	1-0	5	0-1	.000	0-0	—	4-6	.667	0	2	2	2	1-0	0	1	1	4	4.0
Williams	1-0	15	2-3	.667	0-0	—	0-0	—	3	1	4	2	2-0	0	0	2	4	4.0
Wright	2-0	15	2-4	.500	0-0	—	1-1	1.000	2	2	4	1	1-0	1	0	0	5	2.5
Cardinal	3-0	28	1-4	.250	1-3	.333	0-0	—	1	5	6	1	3-0	0	1	0	3	1.0
<b>MAVERICKS</b>	<b>4</b>	<b>960</b>	<b>157-346</b>	<b>.454</b>	<b>38-96</b>	<b>.396</b>	<b>55-81</b>	<b>.679</b>	<b>49</b>	<b>128</b>	<b>177</b>	<b>103</b>	<b>68-0</b>	<b>33</b>	<b>46</b>	<b>14</b>	<b>407</b>	<b>101.8</b>



## Series Scores &amp; Summary

Date	Site	Final	%	Date	Site	Final	%	Date	Site	Final	%	Date	Site	Final	%
10/21/80	Phx	111-99	W	1/10/86	Dal	104-117	L	2/28/92	Dal	107-115	L	3/9/99	Dal	103-91	W
11/18/80	Dal	102-91	W	3/3/86**	Phx	138-139	L	3/17/92	Phx	92-81	W	4/16/99	Phx	92-85	W
12/17/80	Phx	115-102	W	4/1/86	Dal	98-128	L	1/7/93	Dal	111-107	W	4/20/99	Dal	100-104	L
2/11/81	Phx	119-97	W	11/21/86*	Phx	122-130	L	1/30/93	Phx	126-105	W	12/11/99	Dal	115-120	L
3/10/81	Dal	103-107	L	12/23/86	Phx	120-119	W	3/6/93	Dal	109-102	W	12/23/99	Phx	110-111	L
11/5/81	Phx	121-93	W	12/27/86	Dal	97-123	L	3/12/93	Phx	116-98	W	3/4/00	Phx	110-96	W
11/21/81	Dal	110-88	W	3/2/87	Dal	112-135	L	12/11/93	Dal	114-103	W	3/11/00	Dal	99-104	L
1/9/82	Dal	101-105	L	4/6/87*	Phx	118-110	W	1/18/94	Phx	113-103	W	11/15/00	Phx	99-78	W
11/6/82	Dal	102-100	W	12/11/87*	Dal	104-108	L	3/25/94	Phx	99-94	W	1/13/01	Dal	103-86	W
4/9/82	Dal	100-105	L	1/7/88	Phx	91-105	L	4/18/94	Dal	106-97	W	3/17/01	Dal	99-109	L
11/6/82	Dal	112-100	W	1/27/88	Phx	102-121	L	12/26/94	Phx	139-113	W	4/11/01	Phx	111-106	W
12/23/82	Phx	125-106	W	2/22/88	Dal	107-114	L	12/27/94	Dal	119-118	W	11/24/01	Dal	104-119	L
3/24/82	Phx	104-96	W	4/6/88	Dal	93-119	L	2/7/95	Dal	114-113	W	9/2-105	L	3/10/09	Phx
3/8/83	Dal	99-120	L	11/9/88	Phx	111-103	W	4/21/95	Phx	110-99	W	3/5/02	Dal	77-81	L
3/19/83*	Phx	115-112	W	1/6/89	Phx	120-111	W	12/16/95*	Dal	111-108	W	4/17/02	Phx	89-76	W
10/29/83	Dal	103-120	L	2/3/89	Dal	117-121	L	1/12/96*	Phx	130-140	L	11/2/02	Dal	83-97	L
11/19/83	Dal	107-116	L	4/12/89	Dal	109-94	W	3/3/96	Dal	121-114	W	1/17/03	Phx	111-106	W
2/11/84	Phx	108-89	W	1/4/90	Phx	119-102	W	4/19/96	Phx	123-103	W	3/22/03	Dal	95-102	L
2/17/84	Dal	123-129	L	1/17/90	Dal	108-88	W	1/13/97	Dal	105-98	W	4/9/03	Phx	112-89	W
4/12/84	Phx	119-118	W	3/2/90	Dal	102-108	L	2/23/97	Phx	86-88	L	11/26/03	Phx	121-90	W
11/3/84	Dal	105-93	W	4/3/90	Dal	117-111	W	3/2/97	Dal	110-101	W	3/8/04	Dal	90-103	L
12/28/84	Phx	111-125	L	12/18/90	Dal	114-95	W	3/15/97	Phx	101-76	W	3/13/04	Phx	90-113	L
1/16/85	Phx	98-95	W	12/26/90	Phx	115-88	W	12/18/97	Dal	89-75	W	4/3/04	Dal	103-124	L
2/15/85	Dal	126-103	W	3/20/91	Dal	110-96	W	1/2/98	Phx	92-85	W	11/16/04	Dal	107-101	W
3/4/85	Phx	99-107	L	4/12/91	Phx	103-91	W	2/17/98	Dal	95-77	W	2/17/05	Phx	113-119	W
11/19/85	Dal	119-123	L	11/16/91	Dal	88-91	L	3/15/98	Phx	100-90	W	2/26/05	Dal	124-123	W
12/26/85	Phx	98-105	L	12/28/91	Phx	121-103	W	2/22/99	Phx	101-83	W	11/1/05**	Phx	108-111	L

\*Overtime

\*\*Double Overtime

## Suns Players Career Statistics vs. Mavericks

PLAYER	G-GS	MIN	FG-FGA	PCT	3FG-FGA	PCT	FT-FTA	PCT	OFF	DEF	TOT	AST	PF-DQ	STL	TO	BLK	PTS	AVG	HI
Beasley	9-6	277	51-124	.411	4-15	.267	33-45	.733	15	42	57	13	26-0	9	22	3	139	15.4	20
Grantley	9-6	238	52-92	.565	0-3	.000	18-26	.692	15	69	84	7	13-0	4	13	12	122	13.6	22
Scola	18-15	502	95-187	.508	0-0	—	39-48	.813	31	84	115	37	59-1	16	33	8	229	12.7	30
Dragic	13-4	315	51-104	.490	17-36	.472	24-32	.750	12	19	31	51	28-0	14	22	1	143	11.0	24
O'Neal	31-19	693	123-296	.416	1-5	.200	85-113	.752	54	124	178	27	57-1	11	46	39	332	10.7	32
Dudley	16-5	410	47-117	.402	1-29	.308	41-52	.788	26	36	62	28	31-0	14	14	5	147	9.2	20
Telfair	20-5	428	60-143	.420	11-37	.297	19-26	.731	8	27	35	80	45-0	15	33	1	150	7.5	16
Frye	20-12	460	49-134	.366	8-39	.205	21-28	.750	34	93	127	20	54-1	6	20	10	127	6.4	24
Brown	15-0	248	38-88	.432	9-22	.409	10-10	1.000	9	16	25	15	15-0	10	16	2	95	6.3	14
Johnson	6-5	105	10-35	.286	6-18	.333	3-4	.750	1	14	15	8	10-0	3	4	1	29	4.8	11
Morris	4-1	72	6-20	.300	2-3	.667	4-5	.800	6	14	20	2	12-0	1	3	0	18	4.5	7
Tucker	1-0	5	1-3	.333	0-0	—	0-0	—	1	0	1	0	0-0	0	1	0	2	2.0	2

## Series Highlights &amp; Top Performances

Phoenix has won 43 of the last 77 meetings... December 4, 2008, **Steve Nash** became the third player in franchise history to reach 4,000 assists in a Suns uniform (**Kevin Johnson**, **Alvan Adams**) when he dished out 10 assists... April 17, 2002, **Dan Majerle** hit a three-pointer on his final NBA field goal attempt to finish his Suns career with 800 three-pointers, which stood as a franchise record until Steve Nash surpassed the mark during the 2009-10 season... NBA records recorded during the series: **George McCloud** – both a Maverick and Sun during his career – tied an NBA-record with 10 threes (10-12) on December 16, 1995 as a Mav... Series high marks: **Larry Nance** grabbed 20 rebounds April 6, 1987, which was matched the next season by the Mavs **James Donaldson** on December 11, 1987... **Kevin Johnson** dished out 20 assists April 3, 1990, and Majerle connected on 8-14 treys January 30, 1993.

## By The Numbers:

## Suns vs. Dallas 2011-2012: 1-3

1/4/12 at Dallas: Mavs 98, Suns 89

1/23/12 at Dallas: Mavs 93, Suns 87

1/30/12 at Phoenix: Mavs 122, Suns 99

3/8/12 at Phoenix: Suns 96, Mavs 94

Suns largest margin of victory: 31 (121-90, 11/26/03)

Suns high point total: 138 (3/3/86\*\*)

Suns low point total: 77 (3/5/02)

Mavs largest margin of victory: 30 (128-98, 4/1/86)

Mavs high point total: 140 (4/5/09, 1/12/96\*)

Mavs low point total: 75 (12/18/97)

## All-Time Series Results:

Suns vs. Mavs at Phoenix: 45-21

Suns vs. Mavs at Dallas: 27-40

Suns vs. Mavs overall: 72-61

	HOME	AWAY
Suns last win:	3/8/12 (96-94)	3/14/07 (129-127**)
Suns last loss:	1/30/12 (122-99)	1/23/12 (93-87)
Streaks:	Won one	Lost nine

# Denver Nuggets



**Pepsi Center**  
**1000 Chopper Circle**  
**Denver, CO 80204**  
**(303) 405-1100**  
**Fax: (303) 893-3203**  
**www.nuggets.com**

## 2012-2013 vs. Suns:

November 12 at Phoenix  
 March 11 at Phoenix  
 April 17 at Denver

## 2011-2012 Finish: 38-28 (.576)

Second in Northwest Division

## Playoffs:

Lost to L.A. Lakers 4-3

<b>Owner</b>	E. Stanley Kroenke
<b>President &amp; Governor</b>	Josh Kroenke
<b>Exec. Vice President of Basketball Operations</b>	Masai Ujiri
<b>Head Coach</b>	George Karl
<b>Assistant Coaches</b>	Melvin Hunt John Welch Chad Iske
<b>Assistant Coach/Advance Scout</b>	Jesse Mermuys
<b>Head Athletic Trainer &amp; Traveling Secretary</b>	Jim Gillen
<b>Director of Media Relations</b>	Tim Gelt
<b>Media Relations Manager</b>	Nick O'Hayre
<b>Home Court</b>	Pepsi Center (19,155, built in 1999)
<b>Team Colors</b>	Gold, Blue
<b>Radio</b>	KRWZ (950 AM)/KCKK (1510 AM)/ 93.7 FM Jason Kosmicki
<b>TV</b>	Altitude Sports & Entertainment Chris Marlowe, Scott Hastings

## 2011-2012 Regular Season Stats – Suns vs. Nuggets

PLAYER	G-GS	MIN	FG-FGA	PCT	3FG-FGA	PCT	FT-FTA	PCT	OFF	DEF	TOT	AST	PF-DQ	STL	TO	BLK	PTS	AVG
Brown	3-2	99	19-53	.358	11-22	.500	5-6	.833	3	11	14	3	2-0	6	6	3	54	18.0
Redd	3-1	61	13-31	.419	4-9	.444	9-11	.818	4	7	11	1	1-0	3	4	0	39	13.0
Gortat	3-3	94	16-34	.471	0-0	—	5-7	.714	15	24	39	4	7-0	2	5	5	37	12.3
Nash	2-2	64	9-19	.474	2-6	.333	2-2	1.000	3	6	9	24	2-0	1	8	0	22	11.0
Dudley	3-3	89	13-34	.382	1-9	.111	5-6	.833	6	10	16	7	6-0	1	10	0	32	10.7
Price	1-1	33	2-11	.182	1-3	.333	5-6	.833	0	3	3	6	4-0	2	5	0	10	10.0
Morris	3-0	63	9-23	.391	3-7	.429	6-8	.750	6	7	13	4	14-1	4	2	2	27	9.0
Telfair	3-0	50	11-20	.550	3-9	.333	2-2	1.000	1	1	2	9	4-0	0	5	0	27	9.0
Frye	3-3	61	9-19	.474	3-6	.500	4-4	1.000	3	11	14	3	9-0	1	1	4	25	8.3
Lopez	3-0	41	4-14	.286	0-0	—	4-5	.800	4	8	12	0	6-0	2	4	4	12	4.0
Warrick	2-0	23	3-8	.375	0-0	—	1-2	.500	2	2	4	0	2-0	1	2	0	7	3.5
Childress	3-0	42	3-10	.300	0-1	.000	0-0	—	5	3	8	4	6-0	1	1	2	6	2.0
<b>SUNS</b>	<b>3</b>	<b>720</b>	<b>111-276</b>	<b>.402</b>	<b>28-72</b>	<b>.389</b>	<b>48-59</b>	<b>.814</b>	<b>52</b>	<b>93</b>	<b>145</b>	<b>65</b>	<b>63-1</b>	<b>24</b>	<b>54</b>	<b>20</b>	<b>298</b>	<b>99.3</b>
PLAYER	G-GS	MIN	FG-FGA	PCT	3FG-FGA	PCT	FT-FTA	PCT	OFF	DEF	TOT	AST	PF-DQ	STL	TO	BLK	PTS	AVG
Afflalo	3-3	109	24-40	.600	7-14	.500	14-17	.824	1	8	9	8	7-0	4	4	1	69	23.0
Andersen	1-0	22	6-9	.667	0-0	—	4-6	.667	2	5	7	0	1-0	1	1	6	16	16.0
Lawson	3-3	97	17-31	.548	5-6	.833	9-10	.900	0	9	9	23	4-0	4	5	0	48	16.0
Faried	3-3	80	17-32	.531	0-0	—	9-13	.692	12	19	31	3	9-0	2	4	5	43	14.3
Harrington	3-0	76	17-38	.447	4-15	.267	5-6	.833	1	12	13	4	10-0	2	4	0	43	14.3
Gallinari	1-1	37	5-13	.385	1-3	.333	2-2	1.000	0	2	2	4	1-0	2	0	2	13	13.0
Fernandez	1-0	20	4-8	.500	2-3	.667	1-1	1.000	0	2	2	2	0-0	2	0	0	11	11.0
McGee (TOT)	3-1	59	13-28	.464	0-0	—	2-10	.200	4	10	14	0	9-0	3	1	3	28	9.3
McGee (DEN)	2-0	39	8-17	.471	0-0	—	2-7	.286	1	4	5	0	6-0	2	0	1	18	9.0
Miller	3-0	83	8-22	.364	1-4	.250	8-8	1.000	3	12	15	16	6-0	4	12	0	25	8.3
Brewer	3-1	67	8-20	.400	0-6	.000	5-6	.833	0	7	7	5	6-0	2	2	1	21	7.0
Hamilton	2-1	24	5-11	.455	1-3	.333	0-0	—	1	5	6	2	0-0	0	2	0	11	5.5
Koufos	3-3	59	6-16	.375	0-0	—	2-6	.333	11	10	21	1	9-0	8	2	5	14	4.7
Stone	1-0	6	0-0	—	0-0	—	0-0	—	0	0	0	0	2-0	0	2	1	0	0.0
<b>NUGGETS</b>	<b>3</b>	<b>720</b>	<b>125-257</b>	<b>.486</b>	<b>21-54</b>	<b>.389</b>	<b>61-82</b>	<b>.744</b>	<b>32</b>	<b>95</b>	<b>127</b>	<b>68</b>	<b>61-0</b>	<b>33</b>	<b>41</b>	<b>22</b>	<b>332</b>	<b>110.7</b>

## Series Scores &amp; Summary

Date	Site	Final	%	Date	Site	Final	%	Date	Site	Final	%	Date	Site	Final	%
10/30/76	Den	107-113	L	3/22/83	Den	117-130	L	11/4/89	Den	132-135	L	4/4/97	Den	112-113	W
12/6/76	Den	102-110	L	3/26/83	Phx	124-110	W	1/13/90	Den	119-111	W	12/20/97	Den	102-81	W
2/6/77	Phx	115-104	W	11/26/83	Den	104-107	L	2/27/90	Phx	120-101	W	1/23/98	Phx	93-77	W
4/3/77	Phx	109-124	L	12/26/83*	Phx	140-133	W	3/14/90	Phx	138-108	W	3/10/98	Den	100-76	W
11/27/77	Phx	115-97	W	2/24/84	Phx	100-117	L	11/10/90	Phx	173-143	W	4/15/98	Phx	96-89	W
12/26/77	Den	108-127	L	3/20/84	Phx	146-120	W	12/15/90	Den	142-134	W	2/7/99	Phx	115-108	W
3/7/78	Den	126-112	W	4/8/84	Den	126-121	W	2/5/91	Phx	126-103	W	2/15/99	Den	115-106	W
4/6/78	Phx	105-111	L	11/13/84	Den	110-122	L	4/16/91	Den	153-118	W	4/29/99	Den	98-87	W
10/25/78	Den	104-108	L	1/29/85	Den	100-128	L	11/20/91	Phx	113-97	W	11/2/99*	Den	102-107	L
11/10/78	Phx	132-150	L	2/5/85	Phx	108-103	W	12/18/91	Den	109-123	L	1/16/00	Phx	113-100	W
12/26/78	Den	106-102	W	2/24/85	Den	107-117	L	1/8/92	Phx	135-114	W	1/21/00	Den	101-99	W
3/2/79	Phx	105-119	L	4/4/85	Phx	103-110	L	3/28/92	Den	121-101	W	2/22/00	Phx	86-67	W
11/11/79	Phx	116-91	W	10/29/85	Phx	127-142	L	12/23/92	Den	111-96	W	11/4/00	Den	102-99	W
11/24/79	Den	115-101	W	2/14/86	Phx	112-95	W	12/27/92	Phx	129-88	W	12/23/00	Phx	102-93	W
1/15/80	Den	107-99	W	2/25/86	Den	99-112	L	4/9/93	Phx	98-97	W	3/3/01	Phx	97-82	W
1/30/80	Phx	122-114	W	4/7/86	Phx	123-131	L	4/25/93	Den	118-120	L	3/6/01	Den	93-82	W
2/26/80	Den	112-121	L	4/10/86	Den	113-115	L	11/24/93	Phx	130-97	W	10/30/01	Phx	96-99	L
3/23/80	Phx	118-102	W	11/22/86	Den	120-132	L	12/21/93	Den	95-121	L	12/15/01	Den	98-106	L
10/24/80	Den	117-94	W	12/12/86	Den	116-128	L	4/3/94	Phx	108-98	W	12/29/01	Phx	109-92	W
11/23/80	Phx	131-113	W	12/13/86	Phx	123-110	W	4/12/94	Den	107-102	W	4/13/02	Den	94-98	L
1/2/81	Den	133-132	W	1/10/87*	Den	120-127	L	12/23/94	Phx	126-110	W	11/13/02	Den	75-72	W
1/14/81	Phx	128-102	W	2/5/87	Phx	113-100	W	1/7/95	Den	109-100	W	11/23/02	Phx	79-80	L
2/19/81	Den	126-127	L	12/22/87	Den	104-119	L	1/17/95	Phx	129-113	W	4/1/03	Phx	95-65	W
11/10/81	Den	109-106	W	1/11/88	Phx	127-115	W	4/14/95	Den	87-102	L	4/8/03	Den	98-78	W
12/3/81	Phx	137-109	W	2/20/88	Phx	128-108	W	11/15/95*	Phx	127-137	L	11/25/03	Den	80-110	L
2/26/82	Phx	131-122	W	3/4/88	Phx	108-116	L	12/8/95	Den	98-103	L	1/13/04	Phx	92-105	L
3/17/82*	Phx	133-135	L	4/11/88	Phx	119-123	L	12/29/95	Phx	103-92	W	1/21/04	Den	92-97	L
3/27/82**	Den	134-140	L	12/22/88	Den	126-118	W	3/7/96	Den	92-103	L	4/7/04	Phx	96-111	L
10/31/82	Den	110-114	L	12/23/88	Phx	119-107	W	11/26/96	Den	108-117	L	12/20/04	Den	107-105	W
11/18/82	Phx	107-118	L	1/28/89	Den	138-142	L	12/23/96*	Phx	109-112	L	3/13/05	Den	106-101	W
1/1/83	Den	125-127	L	1/30/89	Phx	126-100	W	1/14/97	Phx	110-101	W	3/28/05	Phx	123-114	W

\*Overtime

\*\*Double Overtime

ΔTriple Overtime

+postponed due to severe weather conditions, made up 2/5/07

## Suns Players Career Statistics vs. Nuggets

PLAYER	G-65	MIN	FG-FGA	PCT	3FG-FGA	PCT	FT-FTA	PCT	OFF	DEF	TOT	AST	PF-DQ	STL	TO	BLK	PTS	AVG	HI
Scola	19-17	596	114-225	.507	0-2	.000	45-61	.738	47	117	164	40	52-1	8	42	7	273	14.4	28
Beasley	12-6	333	65-164	.396	8-24	.333	33-44	.750	7	34	41	23	22-0	7	21	2	171	14.3	33
O'Neal	27-16	655	130-258	.504	0-5	.000	75-101	.743	50	128	178	30	75-0	13	49	41	335	12.4	31
Frye	22-11	517	92-181	.508	18-39	.462	26-36	.722	26	82	108	20	64-1	9	19	23	228	10.4	22
Brown	15-2	302	54-147	.367	18-50	.360	20-25	.800	11	22	33	18	24-0	12	18	6	146	9.7	28
Dragic	12-2	243	36-85	.424	14-33	.424	23-31	.742	10	15	25	49	30-0	8	18	0	109	9.1	21
Morris	3-0	63	9-23	.391	3-7	.429	6-8	.750	6	7	13	4	14-1	4	2	2	27	9.0	21
Telfair	23-9	530	73-183	.399	14-45	.311	33-40	.825	12	33	45	97	65-0	26	53	3	193	8.4	21
Johnson	8-7	185	26-64	.406	11-36	.306	4-4	1.000	3	15	18	21	16-0	7	3	9	67	8.4	13
Dudley	16-5	357	47-106	.443	14-34	.412	25-34	.735	21	38	59	20	34-0	4	19	0	133	8.3	17
Gortat	10-3	208	30-61	.492	0-0	—	10-14	.714	25	51	76	10	22-0	7	9	10	70	7.0	18

## Series Highlights &amp; Top Performances

Phoenix has won 37 of the last 58 meetings, including 12 of the last 14 games at US Airways Center... March 10, 2011, **Marcin Gortat** tied a career high with 18 rebounds... Phoenix held Denver to 65 points on April 1, 2003, tied for the lowest ever total by a Suns opponent (Chicago vs. Phoenix, 3/6/75). The Nuggets' .263 field goal percentage was also a Suns opponent low and a Nuggets franchise low... **Clifford Robinson** hit for a career-high 50 total points and 23 first-quarter points on January 16, 2000... November 10, 1990 in Phoenix, the Suns set an NBA record for points in a game in a 173-143 victory (**Kevin Johnson** had 23 points, 17 assists)... December 26, 1983 in Phoenix, Suns forward **Maurice Lucas** grabbed a season-best 25 rebounds.

## By The Numbers:

## Suns vs. Denver 2011-2012: 0-3

2/14/12 at Denver: Nuggets 109, Suns 92

4/6/12 at Denver: Nuggets 105, Suns 99

4/21/12 at Phoenix: Nuggets 118, Suns 107

Suns largest margin of victory: 41 (129-88, 12/27/92)

Suns high point total: 173 (11/10/90)

Suns low point total: 75 (11/13/02)

Nuggets largest margin of victory: 34 (132-98, 1/11/11)

Nuggets high point total: 150 (11/10/78)

Nuggets low point total: 65 (4/1/03)

## All-Time Series Results:

Suns vs. Nuggets at Phoenix: 55-19

Suns vs. Nuggets at Denver: 31-45

Suns vs. Nuggets overall: 86-64

## HOME

Suns last win: 11/15/10 (100-94)

Suns last loss: 4/21/12 (118-107)

Streaks: Lost two

## AWAY

2/3/10 (109-97)

4/6/12 (105-99)

Lost four

# Detroit Pistons



6 Championship Drive  
Auburn Hills, MI 48326  
(248) 377-0100  
Fax: (248) 377-3260  
www.pistons.com

## 2012-2013 vs. Suns:

November 2 at Phoenix  
November 28 at Detroit

## 2011-2012 Finish:

**25-41 (.379)**  
Fourth in Central Division

## Playoffs:

Did not qualify

## Owner & CEO

Tom Gores

## President, Palace Sports & Entertainment

Dennis Mannion

## President, Basketball Operations

Joe Dumars

## Head Coach

Lawrence Frank

## Assistant Coaches

Brian Hill, John Loyer,  
Roy Rogers, Dee Brown,  
Charles Klask, Bill Pope

## Head Athletic Trainer

Mike Abdenour

## Vice President, Public Relations

Kevin Grigg

## Director, Public Relations

Cletus Lewis

## Public Relations Coordinator

Michelle Fikany

## Home Court

The Palace of Auburn Hills (22,076, built in 1988)

## Team Colors

Red, White, Blue

## Radio

WXYZ (97.1 FM) George Blaha, Mark Champion, Rick Mahorn

## TV

Fox Sports Detroit (cable) George Blaha, Greg Kelsner

## 2011-2012 Regular Season Stats – Suns vs. Pistons

PLAYER	G-GS	MIN	FG-FGA	PCT	3FG-FGA	PCT	FT-FTA	PCT	OFF	DEF	TOT	AST	PF-DQ	STL	TO	BLK	PTS	AVG
Dudley	1-1	34	8-12	.667	4-5	.800	3-3	1.000	3	4	7	0	1-0	1	1	1	23	23.0
Gortat	1-1	27	8-14	.571	0-0	—	0-2	.000	2	3	5	1	3-0	2	1	2	16	16.0
Frye	1-1	36	4-14	.286	3-6	.500	4-4	1.000	5	8	13	3	0-0	0	0	2	15	15.0
Hill	1-1	31	7-13	.538	0-1	.000	0-0	—	1	2	3	3	1-0	3	1	0	14	14.0
Lopez	1-0	20	4-7	.571	0-0	—	6-8	.750	1	3	4	1	3-0	0	1	0	14	14.0
Redd	1-0	15	4-8	.500	2-2	1.000	1-2	.500	1	1	2	0	0-0	0	2	0	11	11.0
Brown	1-0	16	3-6	.500	1-4	.250	0-0	—	1	1	2	0	2-0	0	1	0	7	7.0
Nash	1-1	34	1-2	.500	0-0	—	3-3	1.000	0	2	2	17	0-0	0	3	0	5	5.0
Morris	1-0	12	2-4	.500	0-0	—	0-0	—	0	1	1	2	5-0	0	1	1	4	4.0
Telfair	1-0	14	0-3	.000	0-2	.000	0-0	—	0	1	1	5	1-0	0	2	0	0	0.0
<b>SUNS</b>	<b>1</b>	<b>240</b>	<b>41-83</b>	<b>.494</b>	<b>10-20</b>	<b>.500</b>	<b>17-22</b>	<b>.773</b>	<b>14</b>	<b>26</b>	<b>40</b>	<b>32</b>	<b>16-0</b>	<b>6</b>	<b>13</b>	<b>6</b>	<b>109</b>	<b>109.0</b>

PLAYER	G-GS	MIN	FG-FGA	PCT	3FG-FGA	PCT	FT-FTA	PCT	OFF	DEF	TOT	AST	PF-DQ	STL	TO	BLK	PTS	AVG
Stuckey	1-1	38	7-13	.538	2-4	.500	7-8	.875	1	2	3	8	3-0	1	3	0	23	23.0
Knight	1-1	38	6-16	.375	4-8	.500	1-2	.500	0	3	3	6	2-0	0	2	1	17	17.0
Maxiell	1-1	26	6-10	.600	0-0	—	0-0	—	0	4	4	0	0-0	0	0	0	12	12.0
Prince	1-1	38	6-16	.375	0-1	.000	0-0	—	2	4	6	2	3-0	0	3	0	12	12.0
Jerebko	1-0	22	4-5	.800	1-1	1.000	2-2	1.000	1	1	2	0	2-0	1	2	0	11	11.0
Wallace	1-0	21	5-5	1.000	0-0	—	0-1	.000	1	1	2	2	1-0	0	0	0	10	10.0
Monroe	1-1	27	3-7	.429	0-0	—	2-4	.500	3	6	9	2	1-0	0	5	2	8	8.0
Gordon	1-0	21	2-3	.667	1-1	1.000	1-1	1.000	0	2	2	3	2-0	2	0	0	6	6.0
Wilkins	1-0	10	1-3	.333	0-0	—	0-0	—	0	1	1	0	2-0	2	0	0	2	2.0
<b>PISTONS</b>	<b>1</b>	<b>240</b>	<b>40-78</b>	<b>.513</b>	<b>8-15</b>	<b>.533</b>	<b>13-18</b>	<b>.722</b>	<b>8</b>	<b>24</b>	<b>32</b>	<b>23</b>	<b>16-0</b>	<b>6</b>	<b>16</b>	<b>3</b>	<b>101</b>	<b>101.0</b>

## Series Scores &amp; Summary

Date	Site	Final	%	Date	Site	Final	%	Date	Site	Final	%	Date	Site	Final	%
11/10/68	Phx	130-128	W	12/6/72	Det	105-114	W	1/13/78	Phx	111-100	W	11/18/88	Phx	105-121	L
11/14/68	Tucson	109-111	L	1/3/73	Det	105-119	L	2/1/78	Det	120-127	L	12/28/88	Det	100-106	L
11/27/68	Det	111-125	L	1/10/73	Phx	123-121	W	3/1/78	Phx	102-115	L	11/29/89	Phx	103-111	L
12/14/68	Det	123-118	W	2/7/73	Det	107-113	L	11/18/78	Det	119-105	W	1/26/90	Det	103-107	L
2/14/69	Det	123-128	L	3/10/73	Phx	110-117	L	11/30/78	Phx	119-109	W	1/18/91	Phx	103-102	W
3/17/69	Phx	95-119	L	10/24/73	Phx	99-115	L	1/18/79	Det	97-87	W	2/3/91	Det	112-97	W
11/9/69	Phx	140-129	W	11/2/73	Det	107-114	L	4/1/79	Phx	116-105	W	12/10/91	Phx	102-93	W
12/7/69	Phx	113-118	L	11/21/73	Det	104-107	L	12/15/79	Phx	126-105	W	12/30/91	Det	110-103	W
12/10/69	Det	113-114	L	12/1/73	Phx	109-121	L	2/21/80	Det	125-116	W	1/25/93	Det	121-119	W
1/3/70	Phx	114-109	W	2/8/74	Phx	94-99	L	10/31/80*	Det	103-98	W	3/19/93	Phx	127-97	W
2/13/70	Det	120-132	L	2/23/74	Det	107-119	L	12/23/80	Phx	113-104	W	12/2/93	Det	102-101	W
2/26/70	Det	131-123	W	10/23/74	Phx	100-90	W	1/7/82	Det	110-94	W	3/18/94	Phx	113-114	L
10/17/70	Phx	107-110	L	11/20/74	Det	114-106	W	1/23/82	Phx	113-90	W	12/2/94	Det	97-107	L
11/15/70	Phx	108-104	W	1/18/75	Det	77-86	L	12/30/82	Phx	115-98	W	3/14/95	Phx	116-109	W
11/19/70	Det	110-112	L	3/27/75	Phx	79-91	L	2/19/83	Det	101-112	L	1/1/96	Phx	97-102	L
12/17/70*	Phx	117-114	W	1/18/76	Det	122-118	W	1/4/84	Det	114-128	L	3/13/96	Det	115-118	L
2/27/71	Det	124-117	W	2/11/76	Phx	123-94	W	3/24/84	Phx	109-120	L	1/20/97	Phx	89-86	W
3/9/71	Det	114-108	W	2/18/76	Det	94-105	L	2/18/85	Det	103-122	L	2/2/97	Det	106-97	W
10/22/71	Phx	109-116	L	2/29/76	Det	109-98	W	3/26/85	Phx	93-119	L	12/3/97A	Det	103-108	L
11/18/71	Det	126-128	L	3/18/76	Phx	106-100	W	3/10/86	Det	120-109	W	3/5/98	Phx	102-93	W
11/25/71	Phx	122-103	W	1/5/77	Det	115-118	L	3/21/86	Phx	105-103	W	2/19/99	Phx	93-101	L
12/17/71	Phx	123-102	W	1/13/77	Phx	131-101	W	11/21/86	Det	100-108	L	12/14/99	Phx	114-104	W
2/20/72	Det	121-107	W	2/20/77	Det	107-109	L	1/26/87*	Phx	120-118	W	3/31/00	Det	98-97	W
3/7/72	Det	129-121	W	4/1/77	Phx	133-116	W	3/11/88	Det	88-116	L	12/19/00	Phx	84-89	L
11/23/72	Phx	128-122	W	12/7/77*	Det	113-107	W	3/26/88	Phx	103-108	L	1/24/01	Det	106-73	W

\*Overtime

\*\*Double Overtime

▲Triple Overtime

## Suns Players Career Statistics vs. Pistons

PLAYER	G-65	MIN	FG-FGA	PCT	3FG-FGA	PCT	FT-FTA	PCT	OFF	DEF	TOT	AST	PF-DQ	STL	TO	BLK	PTS	AVG	HI
Scola	9-7	300	66-120	.550	0-3	.000	21-31	.677	23	46	69	13	26-0	3	24	3	153	17.0	35
O'Neal	42-34	1289	236-529	.446	1-5	.200	134-196	.684	90	252	342	63	119-1	15	88	86	607	14.5	29
Beasley	9-5	222	48-109	.440	4-9	.444	21-27	.778	7	40	47	11	19-0	4	14	5	121	13.4	28
Dudley	9-4	218	34-61	.557	15-24	.625	18-22	.818	13	17	30	14	17-0	9	9	2	101	11.2	23
Frye	14-7	348	52-123	.423	9-32	.281	31-32	.969	16	58	74	19	28-0	5	7	8	144	10.3	26
Johnson	4-4	99	14-30	.467	4-10	.400	6-9	.667	2	12	14	5	9-0	1	4	4	38	9.5	11
Telfair	11-4	213	27-71	.380	4-16	.250	9-10	.900	2	10	12	38	26-0	3	21	2	67	6.1	13
Brown	10-0	149	20-66	.303	3-22	.136	16-18	.889	1	10	11	10	16-0	8	6	3	59	5.9	16
Gortat	12-2	216	30-49	.612	0-0	—	6-13	.462	17	37	54	11	23-1	5	5	10	66	5.5	16
Dragic	7-0	116	15-36	.417	6-14	.429	2-3	.667	2	10	12	22	19-0	7	12	2	38	5.4	13
Morris	1-0	12	2-4	.500	0-0	—	0-0	—	0	1	1	2	5-0	0	1	1	4	4.0	4

## Series Highlights &amp; Top Performances

The Suns have won 24 of the last 42 meetings... December 31, 2006, the Suns defeated the Pistons 108-101 in Detroit on the final day the NBA used the synthetic ball before changing back to the leather ball... February 12, 2002, Phoenix held Detroit to a series-low 71 points – the fewest the Pistons ever scored at home – in a 99-71 victory... The Suns held the Pistons to an opponent-low .298 (29-94 FG) from the field in a 106-73 rout on January 24, 2001 in Detroit... The margin of victory was also a series high... March 9, 1971 in Detroit, **Dave Bing** scored a series-high 49 points (later matched by Sun **Paul Westphal** on February 21, 1980 in Detroit)... April 1, 1979 in Phoenix, **Kevin Porter** dished out a Suns opponent-record 25 assists... In the first-ever meeting November 10, 1968 in Phoenix, Piston **Dave DeBusschere** grabbed a series-best 25 rebounds.

## By The Numbers:

## Suns vs. Detroit 2011-2012: 1-0

3/16/12 at Phoenix: Suns 109, Pistons 101

## All-Time Series Results:

Suns vs. Pistons at Phoenix: 35-25

Suns vs. Pistons at Detroit: 27-32

Suns vs. Pistons overall: 62-57

Suns largest margin of victory: 33 (106-73, 1/24/01)

Suns high point total: 140 (11/9/69)

Suns low point total: 74 (1/22/11)

Pistons largest margin of victory: 28 (116-88, 3/11/88)

Pistons high point total: 132 (2/13/70\*)

Pistons low point total: 71 (2/12/02)

	HOME	AWAY
Suns last win:	3/16/12 (109-101)	4/2/10 (109-94)
Suns last loss:	2/24/08 (116-86)	1/22/11 (75-74)
Streaks:	Won four	Lost one

# Golden State Warriors



1011 Broadway  
Oakland, CA 94607  
(510) 986-2200  
Fax: (510) 638-9738  
www.warriors.com

## 2012-2013 vs. Suns:

October 31 at Phoenix  
February 2 at Golden State  
February 20 at Golden State  
April 5 at Phoenix

## 2011-2012 Finish:

23-43 (.348)  
Fourth in Pacific Division

## Playoffs:

Did not qualify

<b>Co-Executive Chairman &amp; CEO</b>	Joe Jacob
<b>Co-Executive Chairman</b>	Peter Guber
<b>President &amp; COO</b>	Rick Welts
<b>General Manager</b>	Bob Myers
<b>Head Coach</b>	Mark Jackson
<b>Assistant Coaches</b>	Michael Malone, Pete Myers, Darren Erman, Bob Beyer, Jerry DeGregorio, Kris Weems
<b>Head Athletic Trainer</b>	Chad Bergman
<b>Vice President, Communications</b>	Raymond Ridder
<b>Executive Director, Public Relations</b>	Dan Martinez
<b>Assistants, Public Relations</b>	Brett Winkler, Ryan Donough
<b>Home Court</b>	Oracle Arena (19,596 built in 1997)
<b>Team Colors</b>	Warriors Royal Blue, California Golden Yellow
<b>Radio</b>	KNBR (680/1050 AM) Tim Royce
<b>TV</b>	Comcast SportsNet Bay Area (Cable) Bob Fitzgerald, Jim Barnett

## 2011-2012 Regular Season Stats – Suns vs. Warriors

PLAYER	G-GS	MIN	FG-FGA	PCT	3FG-FGA	PCT	FT-FTA	PCT	OFF	DEF	TOT	AST	PF-DQ	STL	TO	BLK	PTS	AVG
Gortat	3-3	96	22-36	.611	0-0	—	7-11	.636	11	19	30	1	9-0	1	1	4	51	17.0
Frye	3-3	95	20-48	.417	4-19	.211	6-7	.857	10	14	24	5	8-0	5	1	2	50	16.7
Dudley	3-3	99	17-36	.472	3-14	.214	6-9	.667	4	8	12	7	3-0	0	4	0	43	14.3
Nash	3-3	103	14-23	.609	2-8	.250	5-6	.833	0	8	8	32	4-0	4	11	0	35	11.7
Hill	3-3	93	14-32	.438	2-3	.667	4-6	.667	6	10	16	13	8-0	3	5	2	34	11.3
Morris	3-0	63	12-30	.400	2-9	.222	2-4	.500	5	12	17	3	6-0	0	1	1	28	9.3
Brown	2-0	41	6-15	.400	2-7	.286	4-6	.667	4	5	9	2	1-0	1	0	0	18	9.0
Warrick	1-0	16	3-9	.333	0-1	.000	2-2	1.000	2	1	3	1	2-0	0	0	0	8	8.0
Redd	2-0	33	2-8	.250	0-2	.000	5-5	1.000	0	3	3	6	1-0	0	3	0	9	4.5
Childress	1-0	14	2-3	.667	0-0	—	0-0	—	2	2	4	0	2-0	0	0	0	4	4.0
Price	2-0	21	1-5	.200	1-3	.333	4-4	1.000	1	2	3	4	5-0	2	4	0	7	3.5
Telfair	2-0	20	3-6	.500	1-1	1.000	0-0	—	0	2	2	1	3-0	0	3	0	7	3.5
Lopez	3-0	25	4-8	.500	0-0	—	0-0	—	2	9	11	0	2-0	0	2	2	8	2.7
<b>SUNS</b>	<b>3</b>	<b>720</b>	<b>120-259</b>	<b>.463</b>	<b>17-67</b>	<b>.254</b>	<b>45-60</b>	<b>.750</b>	<b>47</b>	<b>95</b>	<b>142</b>	<b>75</b>	<b>54-0</b>	<b>16</b>	<b>37</b>	<b>11</b>	<b>302</b>	<b>100.7</b>

PLAYER	G-GS	MIN	FG-FGA	PCT	3FG-FGA	PCT	FT-FTA	PCT	OFF	DEF	TOT	AST	PF-DQ	STL	TO	BLK	PTS	AVG
Lee	2-2	79	22-40	.550	0-0	—	6-9	.667	8	8	16	5	4-0	1	2	1	50	25.0
Ellis	3-3	123	21-59	.356	5-13	.385	15-15	1.000	1	14	15	20	7-0	2	6	1	62	20.7
Robinson	2-0	49	7-20	.350	5-9	.556	6-8	.750	0	3	3	6	1-0	4	3	0	25	12.5
Curry	3-3	65	10-25	.400	4-10	.400	4-4	1.000	2	7	9	9	8-0	4	5	0	28	9.3
D. Wright	3-3	85	9-21	.429	3-10	.300	7-8	.875	3	11	14	7	2-0	2	3	2	28	9.3
Brown	1-0	24	3-4	.750	0-0	—	3-7	.429	2	5	7	1	2-0	1	3	0	9	9.0
Jefferson (TOT)	1-1	31	3-6	.500	0-3	.000	2-2	1.000	1	3	4	5	2-0	1	1	0	8	8.0
Rush	3-0	77	10-20	.500	2-7	.286	1-2	.500	1	7	8	4	3-0	1	3	0	23	7.7
Thompson	3-0	45	8-16	.500	4-6	.667	0-0	—	4	7	11	1	3-0	1	3	0	20	6.7
Udoh	3-0	69	8-15	.533	0-0	—	4-6	.667	5	6	11	2	8-0	2	4	4	20	6.7
Jenkins	1-0	14	3-3	1.000	0-0	—	0-0	—	0	0	0	1	2-0	0	0	0	6	6.0
McGuire	3-1	43	8-12	.667	0-0	—	2-2	1.000	7	11	18	4	6-0	1	0	1	18	6.0
Biedrins	3-3	46	5-7	.714	0-0	—	0-2	.000	2	6	8	3	9-0	0	2	2	10	3.3
Smith	1-0	1	0-0	—	0-0	—	0-0	—	0	0	0	0	0-0	0	0	0	0	0.0
<b>WARRIORS</b>	<b>3</b>	<b>720</b>	<b>114-242</b>	<b>.471</b>	<b>23-55</b>	<b>.418</b>	<b>48-63</b>	<b>.762</b>	<b>35</b>	<b>85</b>	<b>120</b>	<b>63</b>	<b>55-0</b>	<b>19</b>	<b>35</b>	<b>11</b>	<b>299</b>	<b>99.7</b>



## Series Scores &amp; Summary

Date	Site	Final	%	Date	Site	Final	%	Date	Site	Final	%	Date	Site	Final	%	Date	Site	Final	%
10/22/88 S.F.	101-109 L	12/5/74 S.F.	108-106 W	3/21/81 G.S.	105-114 L	4/15/87 G.S.	119-116 W	3/3/94 G.S.	107-120 L	4/11/03 Phx	117-101 W								
11/4/88 Phx	108-119 L	12/23/74 G.S.	94-111 L	12/9/81* G.S.	127-134 L	11/10/87 Phx	123-109 W	12/12/94 Phx	90-84 W	11/28/03 Phx	83-92 L								
12/4/88 Phx	126-87 W	2/8/75 G.S.	96-105 L	12/23/81 Phx	118-103 W	11/11/87 G.S.	115-130 L	2/17/95* Phx	128-139 L	1/16/04 Phx	104-93 W								
12/22/88 S.F.	118-119 L	2/25/75 G.S.	111-97 W	12/26/81 G.S.	96-112 L	3/16/88 G.S.	118-112 W	3/5/95 G.S.	122-112 W	1/16/04 Phx	104-93 W								
1/26/89 Phx	93-117 L	2/28/75 Phx	102-96 W	1/12/82 Phx	133-121 W	3/30/88 Phx	123-105 W	3/32/95* Phx	117-124 L	2/11/04 G.S.	99-110 L								
3/1/89 S.F.	119-118 W	3/18/75 G.S.	103-133 L	3/18/75 G.S.	88-90 L	4/8/88 G.S.	111-112 L	4/4/95 G.S.	114-122 L	12/7/04 Phx	118-104 W								
1/23/70 Phx	132-138 L	4/4/75 Phx	99-128 L	3/23/82 G.S.	91-95 L	4/19/88 Phx	122-107 W	11/12/95 Phx	112-109 W	2/13/05* G.S.	106-102 W								
1/24/70 S.F.	109-89 W	11/12/75 G.S.	100-112 L	11/20/82 G.S.	98-110 L	11/5/88 G.S.	104-117 L	1/11/96 G.S.	111-106 W	3/18/05 Phx	100-110 L								
10/30/70 S.F.	116-125 L	12/2/75 Phx	115-98 W	11/12/82 Phx	94-98 L	11/11/88 Phx	141-103 W	3/21/96 Phx	104-96 W	4/8/05 G.S.	119-127 L								
2/6/70 Phx	122-117 W	1/1/76 Phx	110-114 L	2/6/83 G.S.	109-92 W	12/9/88 Phx	110-105 W	3/23/96 G.S.	89-98 L	11/12/05 Phx	101-86 W								
3/6/70 S.F.	97-107 L	1/8/76 G.S.	113-129 L	3/4/83 Phx	109-102 W	1/9/89 G.S.	124-130 L	12/4/96 Phx	118-87 W	12/7/05 G.S.	118-110 W								
3/17/70 Phx	133-121 W	2/6/76 Phx	118-111 W	4/5/83 Phx	126-106 W	2/21/89 Phx	139-121 W	3/17/97 G.S.	116-95 W	1/12/06 Phx	112-99 W								
12/5/70 S.F.	105-100 W	4/6/76 G.S.	106-111 L	12/2/83 G.S.	115-108 W	3/23/89 G.S.	154-124 W	3/28/97 Phx	122-115 W	11/26/07 G.S.	114-129 L								
12/15/70 Phx	123-129 L	11/18/76 G.S.	111-131 L	11/10/83 G.S.	104-99 W	11/3/89 Phx	138-106 W	4/13/97 G.S.	105-97 W	12/10/06 G.S.	113-110 W								
1/27/71* S.F.	122-116 W	1/20/77 G.S.	103-107 L	11/13/83 Phx	113-98 W	2/16/90 Phx	135-114 W	12/22/97 Phx	91-76 W	12/15/06 Phx	105-101 W								
1/3/71 Phx	102-81 W	2/4/77 Phx	106-109 L	12/20/83 G.S.	109-95 W	2/18/90 G.S.	131-113 W	1/20/98 G.S.	87-69 W	1/7/07 Phx	128-105 W								
1/24/71 Phx	105-117 L	3/4/77 Phx	87-101 L	12/28/83 Phx	128-105 W	4/16/90 G.S.	141-129 W	3/13/98 Phx	101-77 W	3/29/07 Phx	113-124 L								
12/4/71 G.S.	128-82 W	10/18/77 Phx	100-83 W	2/4/84 G.S.	104-107 L	4/20/90 Phx	123-106 W	4/13/98 G.S.	105-97 W	11/26/07 G.S.	114-129 L								
12/5/71 Phx	120-87 W	1/20/78 G.S.	104-119 L	3/29/84* Phx	124-119 W	11/7/90 Phx	129-119 W	2/26/99 G.S.	90-94 L	2/13/08 G.S.	118-120 L								
1/29/72 G.S.	100-111 L	2/1/78 G.S.	92-111 L	10/26/84 G.S.	122-114 W	1/12/91 G.S.	127-118 W	2/28/99 Phx	102-89 W	3/13/08 Phx	123-115 W								
2/4/72 Phx	131-105 W	4/2/78 Phx	105-99 W	12/1/84 Phx	115-103 W	4/5/91 Phx	101-118 L	3/31/99 Phx	93-78 W	4/14/08 Phx	122-116 W								
3/18/72 G.S.	116-134 L	10/15/78 Phx	129-110 W	12/8/84 G.S.	102-98 W	4/9/91 Phx	120-106 W	12/26/99 Phx	108-88 W	2/4/09 G.S.	112-124 L								
11/28/72 G.S.	102-110 L	10/18/78 G.S.	105-99 W	3/9/85 Phx	115-119 L	11/12/91 G.S.	116-119 L	3/19/00 G.S.	99-82 W	2/6/09 Phx	115-105 W								
12/1/72 Phx	115-106 W	12/2/78 Phx	108-116 L	3/23/85 G.S.	109-123 L	1/11/92 Phx	130-118 W	3/26/00 Phx	90-82 W	3/15/09 G.S.	154-130 W								
1/12/73 Phx	107-108 L	3/25/79 G.S.	111-95 W	4/14/85 Phx	124-111 W	2/21/92 G.S.	115-123 L	4/19/00 G.S.	99-88 W	4/15/09 Phx	119-110 W								
1/13/73 G.S.	116-110 W	10/12/79 Phx	97-89 W	11/16/85 G.S.	105-118 L	4/2/92 Phx	109-105 W	10/31/00 G.S.	94-96 L	10/30/09 Phx	123-101 W								
3/23/73 Phx	125-124 W	10/24/79* G.S.	110-108 W	12/11/85 G.S.	123-113 W	4/11/92 G.S.	125-134 L	11/24/00 Phx	80-74 W	12/26/09 G.S.	127-132 L								
3/26/73 G.S.	120-118 W	11/1/79 Phx	95-99 L	12/21/85 Phx	115-98 W	1/19/01 Phx	121-107 W	1/1/01 Phx	95-103 L	1/23/10 Phx	112-103 W								
10/14/73 Phx	95-120 L	1/9/80 Phx	113-100 W	2/4/86 Phx	127-118 W	11/28/92 G.S.	131-134 L	2/13/01 G.S.	93-83 W	3/02/10 G.S.	133-131 W								
10/23/73 G.S.	109-121 L	1/12/80 G.S.	96-107 L	3/16/86 G.S.	112-130 L	12/22/92 Phx	106-104 W	11/1/01 G.S.	107-101 W	12/12/10 G.S.	107-101 W								
12/23/73 G.S.	103-97 W	3/12/80 G.S.	122-113 W	4/2/86 Phx	110-101 W	2/11/93 G.S.	122-100 W	12/3/01 Phx	110-93 W	2/7/11 G.S.	104-92 W								
1/17/74 G.S.	120-127 L	10/10/80 Phx	121-107 W	3/10/86 Phx	127-123 W	3/10/93 Phx	111-100 W	2/1/02 Phx	104-98 W	2/10/11 Phx	112-88 W								
2/10/74 Phx	105-121 L	11/15/80 G.S.	108-119 L	12/9/86 G.S.	109-84 W	11/16/93 G.S.	116-104 W	2/3/02 G.S.	98-97 W	3/18/11 Phx	108-97 W								
2/26/74 G.S.	100-120 L	11/29/80 G.S.	113-108 W	1/4/87 G.S.	104-101 L	12/15/93 Phx	110-104 W	11/20/02 G.S.	90-100 L	1/2/12 Phx	102-91 W								
3/24/74 Phx	134-121 W	12/7/80 Phx	106-88 W	1/28/87 Phx	131-104 W	1/9/94 Phx	122-107 W	2/1/03 Phx	116-107 W	2/13/12 G.S.	96-102 L								
11/1/74 Phx	105-106 L	2/1/81 Phx	118-109 W	3/21/87 Phx	102-105 L	1/17/94 G.S.	99-104 L	3/11/03 G.S.	98-113 L	2/22/12 Phx	104-106 L								

\*Overtime

# San Francisco Warriors

## Suns Players Career Statistics vs. Warriors

PLAYER	G-6S	MIN	FG-FGA	PCT	3FG-FGA	PCT	FT-FTA	PCT	OFF	DEF	TOT	AST	PF-DQ	STL	TO	BLK	PTS	AVG	HI
Beasley	10-6	255	66-142	.465	7-20	.350	23-36	.639	18	40	58	11	30-1	5	18	7	162	16.2	28
Scola	18-16	532	115-218	.528	1-1	1.000	58-84	.693	45	112	157	39	54-0	11	33	9	289	16.1	36
O'Neal	27-19	661	127-273	.465	0-2	.000	57-90	.633	49	118	167	34	61-0	7	49	57	311	11.5	34
Gortat	10-4	251	50-84	.595	0-0	—	14-19	.737	28	61	89	7	34-0	4	7	8	114	11.4	25
Frye	21-11	494	83-187	.444	29-59	.492	24-29	.828	24	100	124	22	58-0	14	15	219	10.4	22	
Brown	12-1	232	43-93	.462	13-33	.394	20-25	.800	7	32	39	14	7-0	8	9	5	119	9.9	27
Dragic	12-2	228	40-77	.519	16-30	.533	21-28	.750	4	19	23	43	20-0	12	22	1	117	9.8	20
Morris	3-0	63	12-30	.400	2-9	.222	2-4	.500	5	12	17	3	6-0	0	1	1	28	9.3	16
Dudley	16-3	397	54-120	.450	14-51	.275	27-38	.711	31	46	77	19	31-0	15	15	2	149	9.3	17
Telfair	19-10	470	70-171	.409	12-39	.308	23-32	.719	9	37	46	77	39-0	14	38	2	175	9.2	21
Johnson	7-7	183	20-53	.377	10-30	.333	5-7	.714	4	19	23	6	15-0	9	8	8	55	7.9	17
Tucker	2-0	2	0-0	—	0-0	—	0-0	—	0	0	0	0	0-0	0	0	0	0	0.0	0

## Series Highlights &amp; Top Performances

The Suns have won 45 of the last 62 meetings, including 19 of the last 22 games at US Airways Center... Feb. 7, 2011, **Steve Nash** became just the second Sun to record 6,000 assists (**Kevin Johnson**) and 11th NBA player with 6,000 assists with one franchise... March 15, 2009, Phoenix scored a season-high 154 points that tied for third-most points in regulation in franchise history... In that same game, the club set an NBA record with 56 fastbreak points... February 28, 1999, Phoenix won 102-89 when Golden State scored a then NBA record-low six points in the fourth quarter, also a Suns opponent low for points in a quarter... January 20, 1998, Phoenix held Golden State to 69 points, the fourth lowest opponent total in team history... February 18, 1990 in Oakland, **Tom Chambers** scored a series-best 56 points... December 4, 1971 in Oakland, Sun **Paul Silas** had a series-high 24 rebounds.

## By The Numbers:

## Suns vs. Golden State 2011-2012: 1-2

1/2/12 at Phoenix: Suns 102, Warriors 91

2/13/12 at Golden State: Warriors 102, Suns 96

2/22/12 at Phoenix: Warriors 106, Suns 104

## All-Time Series Results:

Suns vs. Warriors at Phoenix: 85-25

Suns vs. Warriors on road: 49-57

Suns vs. Warriors overall: 134-82

Suns largest margin of victory: 36 (128-92, 12/4/71)

Suns high point total: 154 (3/15/09, 3/23/89)

Suns low point total: 80 (11/24/00)

Warriors largest margin of victory: 30 (133-103, 3/18/75)

Warriors high point total: 139 (2/17/95\*)

Warriors low point total: 69 (1/20/98)

## HOME

## AWAY

Suns last win: 1/2/12 (102-91)

2/7/11 (104-92)

Suns last loss: 2/22/12 (106-104)

2/13/12 (102-96)

Sneakers:

Lost one

Lost one

# Houston Rockets



**Toyota Center**  
1510 Polk Street  
Houston, TX 77002  
(713) 758-7200  
Fax: (713) 758-7339  
www.rockets.com

## 2012-2013 vs. Suns:

March 9 at Phoenix  
March 13 at Houston  
April 9 at Houston  
April 15 at Phoenix

## 2011-2012 Finish:

**34-32 (.515)**

Fourth in Southwest Division

## Playoffs:

Did not qualify

## Owner

Leslie Alexander

## GM and Managing Director, Basketball Ops

Daryl Morey

## Head Coach

Kevin McHale

## Assistant Coaches

Kelvin Sampson  
John-Blair Bickerstaff  
Chris Finch  
Dean Cooper  
Jesse Mermuys

## Sr. VP of Basketball Ops./Athletic Trainer

Keith Jones

## Director of Media Relations

Nelson Luis

## Sr. Manager of Media and Player Relations

Tracey Hughes

## Sr. Manager of Media Services

Bob Schranz

## Home Court

Toyota Center (18,023, built in 2003)

## Team Colors

Red, White, Silver

## Radio

KBME (790 AM) Craig Ackerman, Joel Blank  
KEYH (850 AM Spanish) Adrian Chavarria

## TV

Fox Sports Houston, my20 (Cable)  
Bill Worrell, Clyde Drexler, Matt Bullard

## 2011-2012 Regular Season Stats – Suns vs. Rockets

PLAYER	G-GS	MIN	FG-FGA	PCT	3FG-FGA	PCT	FT-FTA	PCT	OFF	DEF	TOT	AST	PF-DQ	STL	TO	BLK	PTS	AVG
Gortat	4-4	141	29-45	.644	0-0	—	8-16	.500	8	38	46	0	9-0	6	7	8	66	16.5
Redd	4-0	64	20-37	.541	6-14	.429	8-10	.800	1	5	6	3	1-0	1	2	0	54	13.5
Dudley	4-4	117	19-40	.475	7-15	.467	7-9	.778	5	7	12	7	13-0	6	1	0	52	13.0
Frye	4-4	119	19-43	.442	7-21	.333	6-7	.857	4	20	24	6	10-0	3	4	5	51	12.8
Nash	4-4	125	15-26	.577	3-8	.375	9-9	1.000	1	10	11	43	4-0	3	14	0	42	10.5
Brown	3-1	68	11-29	.379	1-6	.167	4-4	1.000	1	5	6	3	4-0	0	3	0	27	9.0
Hill	4-3	110	12-33	.364	1-4	.250	7-12	.583	1	16	17	14	7-0	3	7	0	32	8.0
Telfair	4-0	65	8-20	.400	3-9	.333	2-4	.500	1	3	4	7	10-0	4	6	0	21	5.3
Morris	4-0	58	7-22	.318	0-4	.000	6-9	.667	2	10	12	5	5-0	2	4	2	20	5.0
Lopez	4-0	42	6-14	.429	0-0	—	2-2	1.000	7	4	11	0	5-0	1	2	3	14	3.5
Childress	2-0	29	1-5	.200	0-3	.000	0-0	—	1	2	3	2	1-0	0	0	0	2	1.0
Price	1-0	15	0-2	.000	0-0	—	0-0	—	0	1	1	1	3-0	2	1	0	0	0.0
Warrick	1-0	6	0-3	.000	0-0	—	0-0	—	0	0	0	1	0-0	0	0	0	0	0.0
<b>SUNS</b>	<b>4</b>	<b>960</b>	<b>147-319</b>	<b>.461</b>	<b>28-84</b>	<b>.333</b>	<b>59-82</b>	<b>.720</b>	<b>32</b>	<b>121</b>	<b>153</b>	<b>92</b>	<b>72-0</b>	<b>31</b>	<b>55</b>	<b>18</b>	<b>381</b>	<b>95.3</b>

PLAYER	G-GS	MIN	FG-FGA	PCT	3FG-FGA	PCT	FT-FTA	PCT	OFF	DEF	TOT	AST	PF-DQ	STL	TO	BLK	PTS	AVG
Scola	4-4	106	29-63	.460	0-0	—	11-13	.846	16	11	27	4	9-0	0	4	1	69	17.3
Dragic	4-2	125	19-38	.500	3-10	.300	18-20	.900	2	7	9	29	15-0	8	14	0	59	14.8
Budinger	4-0	126	16-38	.421	6-15	.400	10-11	.909	5	21	26	9	6-0	2	3	0	48	12.0
Patterson	4-0	91	21-39	.538	0-0	—	3-4	.750	4	14	18	4	5-0	3	7	4	45	11.3
Lowry	3-2	75	8-22	.364	4-10	.400	10-11	.909	3	7	10	17	6-0	4	5	2	30	10.0
Martin	2-2	31	7-11	.636	1-5	.200	3-3	1.000	0	2	2	1	2-0	2	3	0	18	9.0
Lee	4-2	128	14-40	.350	2-13	.154	2-2	1.000	3	12	15	7	9-0	4	6	2	32	8.0
Hill	2-0	47	5-10	.500	0-0	—	4-4	1.000	2	7	9	1	3-0	1	2	3	14	7.0
Camby (TOT)	4-3	98	12-33	.364	0-1	.000	1-4	.250	19	38	57	10	7-0	5	2	5	25	6.3
Camby (HOU)	2-1	51	11-24	.458	0-1	.000	0-2	.000	10	16	26	5	2-0	3	0	3	22	11.0
Dalembert	4-3	58	10-25	.400	0-0	—	4-4	1.000	4	13	17	1	5-0	0	4	3	24	6.0
Parsons	4-4	107	11-26	.423	1-5	.200	0-4	.000	3	15	18	6	12-1	1	9	2	23	5.8
Morris	1-0	11	1-3	.333	0-1	.000	0-0	—	0	0	0	0	1-0	1	0	0	2	2.0
Fortson (TOT)	1-0	6	0-2	.000	0-1	.000	0-0	—	1	2	3	2	0-0	0	1	0	0	0.0
Fortson (HOU)	1-0	6	0-2	.000	0-1	.000	0-0	—	1	2	3	2	0-0	0	1	0	0	0.0
<b>ROCKETS</b>	<b>4</b>	<b>960</b>	<b>152-341</b>	<b>.446</b>	<b>17-61</b>	<b>.279</b>	<b>65-78</b>	<b>.833</b>	<b>53</b>	<b>127</b>	<b>180</b>	<b>86</b>	<b>75-1</b>	<b>29</b>	<b>59</b>	<b>20</b>	<b>386</b>	<b>96.5</b>

## Series Scores &amp; Summary

Date	Site	Final	%	Date	Site	Final	%	Date	Site	Final	%	Date	Site	Final	%	Date	Site	Final	%
12/6/68 S.D.#		106-117 L		3/1/74 Hou	111-117 L			3/16/82 Hou	114-109 W			12/2/88 Phx	110-95 W			11/21/96 Hou	105-115 L		
12/28/68 Phx	126-136 L			11/9/74 Hou	101-96 W			11/9/82 Hou	119-91 W			4/13/89 Hou	119-111 W			3/22/97 Hou	104-99 W		
1/19/69 Phx	118-114 L			11/30/74 Phx	112-100 W			12/10/82 Phx	97-83 W			4/21/89 Phx	101-112 L			4/2/97 Phx	109-96 W		
1/25/69 S.D.	120-133 L			3/2/74 Hou	104-110 L			2/4/83 Phx	115-99 W			12/12/89 Hou	83-105 L			11/16/97 Phx	96-94 W		
2/7/69 S.D.	119-130 L			3/8/75 Phx	107-112 L			3/12/83 Hou	105-94 W			12/15/89 Phx	121-96 W			3/7/98 Phx	89-108 L		
3/9/69 Phx	146-133 W			11/21/75 Phx	107-92 W			3/17/83 Phx	125-99 W			2/3/90 Phx	130-105 W			3/31/98 Hou	97-86 W		
3/11/69 S.D.	106-116 L			12/10/75 Hou	105-91 W			11/22/83 Hou	96-118 L			3/1/90 Hou	104-112 L			4/19/98 Hou	123-93 W		
3/15/69 Tuc	124-441 L			1/23/76 Phx	124-115 W			12/13/83 Hou	110-129 L			12/22/90 Hou	102-122 L			2/16/99 Hou	92-109 W		
10/16/69 Phx	116-114 L			2/21/76 Hou	110-108 L			12/10/82 Phx	121-110 W			4/14/99 Phx	104-90 W			1/17/07 Hou	100-91 W		
10/25/69 S.D.	115-107 W			10/23/76 Hou	126-129 L			2/18/84 Hou	126-102 W			2/16/91 Hou	91-100 L			3/20/99 Hou	93-103 L		
1/2/70 Phx	121-120 W			12/8/76 Phx	116-95 W			3/7/84 Phx	123-110 W			3/15/91 Phx	128-135 W			4/25/99 Phx	95-71 W		
2/1/70 S.D.	105-103 W			2/24/77 Phx	106-109 L			12/11/84 Phx	120-112 W			11/9/91 Hou	95-96 L			12/1/99** Phx	128-122 W		
2/20/70 Phx	126-117 W			3/9/77 Hou	100-105 L			1/18/85 Phx	101-112 L			2/1/92 Phx	106-92 W			12/4/99 Hou	95-105 L		
3/20/70 Phx	127-104 W			10/29/77 Hou	112-125 L			1/22/85 Hou	97-101 L			3/3/92* Phx	112-107 W			3/7/00 Hou	108-101 W		
3/22/70 S.D.	130-129 W			12/10/77 Phx	110-93 W			2/12/85 Hou	114-126 L			4/18/92 Hou	100-97 W			4/18/00 Phx	98-107 L		
10/20/70 S.D.	114-115 L			12/17/77 Hou	101-97 W			2/20/85 Phx	122-126 L			12/30/92 Phx	133-110 W			11/5/00 Hou	104-99 W		
10/25/70 Phx	117-98 W			1/25/78 Phx	118-96 W			11/29/85 Phx	126-110 W			1/5/93 Hou	106-104 W			11/18/00 Hou	89-94 L		
11/28/70 Phx	116-117 L			11/4/78 Hou	103-110 L			12/3/85 Hou	112-118 L			2/25/93 Hou	104-131 L			3/11/01 Phx	94-92 W		
12/6/70 Phx	108-102 W			11/24/78 Phx	120-113 W			3/18/86 Hou	109-112 L			4/19/93 Phx	97-111 L			3/29/01 Hou	90-85 W		
12/11/70 S.D.	104-110 L			12/20/79 Phx	116-97 W			4/4/86 Phx	89-112 L			11/13/93 Hou	95-99 L			11/4/01 Phx	100-103 L		
2/4/71 S.D.	114-132 L			3/17/79 Hou	122-134 L			4/12/86 Hou	110-92 W			12/25/93 Phx	111-91 W			12/26/01 Hou	97-91 W		
10/16/71 Phx	128-108 W			12/13/79 Phx	121-113 W			12/10/86 Phx	109-117 L			2/19/94 Hou	88-106 L			3/2/02 Phx	97-104 L		
11/28/71 Hou	116-110 W			1/5/80 Hou	110-111 L			12/16/86 Hou	106-102 W			3/27/94 Phx	113-98 W			3/30/02 Hou	98-88 W		
12/11/71 Phx	110-111 L			11/8/80 Hou	116-115 W			1/13/87 Hou	100-118 L			12/22/94 Hou	106-114 L			11/15/02 Phx	101-100 L		
12/29/71 Hou	124-106 L			11/30/80 Phx	117-114 W			3/18/87 Phx	91-113 L			2/5/95 Phx	100-124 L			1/15/03 Hou	96-102 L		
11/10/72 Phx	115-109 W			1/16/81 Phx	92-89 W			4/1/87 Phx	117-104 W			3/7/95 Hou	113-102 W			2/19/03 Phx	89-107 L		
12/26/72 Hou	110-113 L			1/21/81 Hou	100-106 L			11/25/87 Phx	103-109 L			3/24/95 Phx	97-99 L			3/16/03 Phx	75-95 L		
2/3/73 Phx	132-123 W			2/6/81 Phx	112-99 W			1/9/88 Hou	98-104 L			11/5/95 Phx	104-106 L			11/14/03 Hou	85-90 L		
2/11/73 Hou	111-127 L			11/25/81 Phx	128-114 W			1/13/88 Phx	117-106 W			12/19/95 Hou	96-103 L			12/20/03 Phx	102-87 W		
2/17/73 Hou	111-125 L			12/15/81 Hou	95-99 L			2/2/88 Hou	99-109 L			4/16/96 Phx	111-100 W			2/2/04 Phx	99-79 W		
1/9/74 Phx	105-101 W			2/5/82 Hou	104-106 L			4/24/88 Hou	119-127 L			4/21/96 Hou	110-118 L			3/15/04* Phx	99-79 W		
2/14/74 Phx	107-99 W			3/7/82 Phx	92-94 L			11/29/88 Hou	124-107 W			11/2/96 Phx	95-110 L			1/5/05 Hou	108-98 W		

\*Overtime

\*\*Double Overtime

# San Diego Rockets

## Suns Players Career Statistics vs. Rockets

PLAYER	G-GS	MIN	FG-FGA	PCT	3FG-FGA	PCT	FT-FTA	PCT	OFF	DEF	TOT	AST	PF	STL	TO	BLK	PTS	AVG	HI
Beasley	10-6	245	64-140	.457	6-18	.333	25-30	.833	9	32	41	10	21-0	7	13	3	159	15.9	34
O'Neal	24-15	666	133-283	.470	0-4	.000	81-122	.664	37	125	162	27	61-0	15	39	40	347	14.5	31
Gortat	9-4	253	44-75	.587	0-0	—	10-20	.500	20	62	82	3	16-0	8	10	18	98	10.9	20
Frye	20-9	467	69-161	.429	19-52	.365	35-41	.854	17	78	95	17	59-2	9	16	17	192	9.6	22
Johnson	7-6	192	27-59	.458	5-14	.357	3-5	.600	4	21	25	11	18-1	6	12	8	62	8.9	19
Dudley	14-4	307	37-81	.457	12-27	.444	15-21	.714	13	30	43	14	20-0	12	10	4	101	7.2	19
Telfair	20-7	425	53-134	.396	17-48	.354	19-25	.760	8	24	32	69	38-0	13	25	3	142	7.1	17
Brown	13-2	237	34-75	.453	9-26	.346	14-15	.933	3	21	24	13	16-0	10	11	2	91	7.0	16
Dragic	7-0	88	12-23	.522	3-9	.333	8-11	.727	2	10	12	8	7-0	1	6	0	35	5.0	10
Morris	4-0	58	7-22	.318	0-4	.000	6-9	.667	2	10	12	5	5-0	2	4	2	20	5.0	7

## Series Highlights &amp; Top Performances

Phoenix has won 22 of the last 32 games in the series, including nine of the last 12 at home... In his first meeting against the Suns as a member of the Rockets on November 2, 1996, **Charles Barkley** grabbed a series and arena-record 33 rebounds in the Rockets' 110-95 win... March 24, 1995 in Phoenix, Barkley, then with Phoenix, grabbed a Suns' series-best 26 boards... March 9, 1969 in Phoenix, **Gail Goodrich** scored a series-high 47 points in the Suns' 146-133 win... February 5, 1982 in Houston, **Moses Malone** scored a Rockets' series-best 45 points in a 106-104 home win... February 25, 1993 in Houston, **Hakeem Olajuwon** recorded a series-high nine blocks... March 1, 1974 in Houston, Rocket **Mike Newlin** tallied a series-high eight steals.

## By The Numbers:

## Suns vs. Houston 2011-2012: 2-2

2/3/12 at Houston: Rockets 99, Suns 81

2/9/12 at Phoenix: Rockets 96, Suns 89

3/18/12 at Phoenix: Suns 99, Rockets 86

4/13/12 at Houston: Suns 112, Rockets 105

Suns largest margin of victory: 34 (109-75, 2/16/06)

Suns high point total: 146 (3/9/69)

Suns low point total: 75 (3/16/03)

Rockets largest margin of victory: 27 (131-104, 2/25/93)

Rockets high point total: 141 (3/15/69)

Rockets low point total: 71 (4/25/99)

## All-Time Series Results:

Suns vs. Rockets at Phoenix: 63-31

Suns vs. Rockets at Houston: 39-55

Suns vs. Rockets overall: 102-86

	HOME	AWAY
Suns last win:	3/18/12 (99-86)	4/13/12 (112-105)
Suns last loss:	2/9/12 (96-89)	2/3/12 (99-81)
Streaks:	Won one	Won one

# Indiana Pacers



**125 South Pennsylvania St.**  
**Indianapolis, IN 46204**  
**(317) 917-2500**  
**Fax: (317) 917-2599**  
**www.pacers.com**

## 2012-2013 vs. Suns:

December 28 at Indiana  
 March 30 at Phoenix

## 2011-2012 Finish:

**42-24 (.636)**

Second in Central Division

## Playoffs:

Defeated Orlando 4-1  
 Lost to Miami 4-2

<b>Owner, Chairman and CEO</b>	Herbert Simon
<b>President of Basketball Operations</b>	Donnie Walsh
<b>Exec. VP of Basketball Ops./GM</b>	Kevin Pritchard
<b>Head Coach</b>	Frank Vogel
<b>Associate Head Coach</b>	Brian Shaw
<b>Assistant Coaches</b>	Jim Boylen, Dan Burke, Jimmy Powell
<b>Head Athletic Trainer/Team Administrator</b>	Josh Corbeil
<b>Director, Media Relations</b>	David Benner
<b>Senior Public Information Manager</b>	Krissy Myers
<b>Public Information Assistant</b>	Tim Edwards
<b>Home Court</b>	Bankers Life Fieldhouse (18,165, built in 1999)
<b>Team Colors</b>	Blue, Gold
<b>Radio</b>	WIBC (1070 AM) Mark Boyle, Bob Leonard, Kevin Lee
<b>TV</b>	Fox Sports Indiana Quinn Buckner, Chris Denari, Austin Croshere, Brooke Olzendam

## 2011-2012 Regular Season Stats – Suns vs. Pacers

PLAYER	G-GS	MIN	FG-FGA	PCT	3FG-FGA	PCT	FT-FTA	PCT	OFF	DEF	TOT	AST	PF-DQ	STL	TO	BLK	PTS	AVG
Gortat	1-1	33	8-13	.615	0-0	—	7-11	.636	3	5	8	2	4-0	1	0	0	23	23.0
Hill	1-1	35	9-16	.563	1-1	1.000	3-4	.750	0	0	0	1	2-0	1	1	0	22	22.0
Nash	1-1	34	3-8	.375	0-3	.000	6-6	1.000	1	2	3	17	0-0	2	4	0	12	12.0
Frye	1-1	27	5-7	.714	1-2	.500	0-2	.000	1	4	5	0	1-0	1	0	0	11	11.0
Dudley	1-1	32	4-9	.444	1-3	.333	1-2	.500	2	2	4	0	4-0	0	1	0	10	10.0
Redd	1-0	14	3-7	.429	0-3	.000	4-5	.800	1	0	1	0	2-0	0	0	0	10	10.0
Warrick	1-0	14	3-6	.500	0-1	.000	3-4	.750	1	4	5	0	1-0	1	1	0	9	9.0
Brown	1-0	15	2-6	.333	1-2	.500	1-1	1.000	1	3	4	0	0-0	0	1	1	6	6.0
Lopez	1-0	15	2-7	.286	0-0	—	1-2	.500	4	0	4	0	2-0	0	1	1	5	5.0
Telfair	1-0	14	2-5	.400	1-2	.500	0-0	—	0	2	2	1	1-0	0	0	0	5	5.0
Morris	1-0	6	0-0	—	0-0	—	0-0	—	0	1	1	1	3-0	0	1	0	0	0.0
<b>SUNS</b>	<b>1</b>	<b>240</b>	<b>41-84</b>	<b>.488</b>	<b>5-17</b>	<b>.294</b>	<b>26-37</b>	<b>.703</b>	<b>14</b>	<b>23</b>	<b>37</b>	<b>22</b>	<b>20-0</b>	<b>6</b>	<b>13</b>	<b>2</b>	<b>113</b>	<b>113.0</b>

PLAYER	G-GS	MIN	FG-FGA	PCT	3FG-FGA	PCT	FT-FTA	PCT	OFF	DEF	TOT	AST	PF-DQ	STL	TO	BLK	PTS	AVG
Granger	1-1	34	9-13	.692	4-4	1.000	6-6	1.000	1	3	4	3	5-0	1	2	1	28	28.0
Hibbert	1-1	32	7-12	.583	0-0	—	5-6	.833	3	4	7	2	3-0	0	3	3	19	19.0
George	1-1	27	5-8	.625	0-1	.000	5-6	.833	1	3	4	3	3-0	1	3	1	15	15.0
Hansbrough	1-0	19	5-9	.556	0-0	—	3-3	1.000	4	3	7	1	2-0	0	1	0	13	13.0
Barbosa (TOT)	2-0	48	9-24	.375	4-5	.800	2-2	1.000	0	3	3	1	3-0	1	2	1	24	12.0
Barbosa (IND)	1-0	17	2-10	.200	1-2	.500	0-0	—	0	1	1	1	2-0	0	1	0	5	5.0
Cottison	1-1	32	4-7	.571	0-0	—	1-1	1.000	0	3	3	7	2-0	1	2	0	9	9.0
Hill	1-0	22	3-7	.429	2-4	.500	0-0	—	0	3	3	2	6-1	0	2	0	8	8.0
West	1-1	31	4-8	.500	0-0	—	0-0	—	1	7	8	1	2-0	1	2	0	8	8.0
Amundson	1-0	13	2-5	.400	0-0	—	0-0	—	1	1	2	0	3-0	0	0	1	4	4.0
Jones	1-0	13	1-2	.500	0-0	—	0-0	—	0	0	0	0	2-0	0	0	1	2	2.0
Price	1-0	0	0-0	—	0-0	—	0-0	—	0	0	0	0	0-0	0	0	0	0	0.0
<b>PACERS</b>	<b>1</b>	<b>240</b>	<b>42-81</b>	<b>.519</b>	<b>7-11</b>	<b>.636</b>	<b>20-22</b>	<b>.909</b>	<b>11</b>	<b>28</b>	<b>39</b>	<b>20</b>	<b>30-1</b>	<b>4</b>	<b>16</b>	<b>7</b>	<b>111</b>	<b>111.0</b>

## Series Scores & Summary

Date	Site	Final	W/L	Date	Site	Final	W/L	Date	Site	Final	W/L	Date	Site	Final	W/L
11/11/76	Phx	108-98	W	1/21/83	Phx	117-118	L	3/21/93	Phx	108-109	L	3/30/03	Ind	81-92	L
11/30/76	Ind	97-103	L	1/6/84	Ind	88-104	L	4/4/93	Ind	110-100	W	12/1/03	Phx	82-89	L
1/21/77	Phx	125-96	W	3/9/84	Phx	130-110	W	12/20/93	Phx	102-94	W	1/28/04	Ind	79-101	L
2/16/77	Ind	93-111	L	2/7/85	Phx	105-97	W	3/16/94	Ind	98-109	L	1/9/05	Phx	124-89	W
11/13/77	Phx	116-107	W	2/17/85	Ind	115-97	W	1/26/95	Ind	92-86	W	1/14/05	Ind	83-101	L
11/25/77	Ind	118-110	W	11/9/85	Ind	105-127	L	3/10/95	Phx	97-112	L	11/30/05	Phx	109-91	W
2/18/78	Phx	114-101	W	1/11/86	Phx	128-99	W	1/23/96	Ind	102-117	L	3/30/06	Ind	114-104	W
3/21/78	Ind	115-119	L	1/24/87	Ind	104-103	W	3/5/96	Phx	108-95	W	2/27/07	Ind	103-92	W
11/22/78	Ind	115-110	W	2/11/87	Phx	105-121	L	12/8/96	Phx	106-93	W	3/2/07	Phx	115-90	W
1/13/79	Phx	99-102	L	1/24/88	Ind	109-128	L	1/3/97	Ind	104-117	L	12/4/07	Ind	121-117	W
2/28/79	Phx	103-102	W	2/12/88	Phx	102-107	L	12/7/97*	Phx	97-99	L	1/9/08*	Phx	129-122	W
3/11/79	Ind	111-112	L	11/16/88	Phx	123-104	W	1/6/98	Ind	81-80	W	11/5/08	Ind	113-103	W
11/14/79	Phx	104-100	W	3/10/89	Ind	116-121	L	1/25/00	Ind	87-93	L	1/7/09	Phx	110-113	L
2/24/80	Ind	113-105	W	12/20/89*	Phx	130-131	L	3/2/00	Phx	118-87	W	1/13/10	Ind	114-122	L
11/4/80	Phx	109-108	W	3/9/90	Ind	134-130	W	1/11/01	Phx	93-85	W	3/6/10	Phx	113-105	W
12/10/80	Ind	90-102	L	12/5/90	Ind	121-126	L	4/3/01	Ind	81-85	L	12/3/10	Phx	105-97	W
11/12/81	Phx	95-93	W	3/18/91	Phx	111-103	W	2/28/02*	Phx	107-100	W	2/27/11*	Ind	110-108	W
1/5/82	Ind	82-87	L	11/5/91	Phx	105-111	L	4/5/02	Ind	87-97	L	3/23/12	Ind	113-111	W
1/7/83	Ind	108-101	W	12/4/91	Ind	114-108	W	12/6/02	Phx	102-96	W				

\*Overtime

## Suns Players Career Statistics vs. Pacers

PLAYER	G-GS	MIN	FG-FGA	PCT	3FG-FGA	PCT	FT-FTA	PCT	OFF	DEF	TOT	AST	PF-DQ	STL	TO	BLK	PTS	AVG	HI
Scola	9-9	263	63-121	.521	0-0	—	24-40	.600	19	53	72	18	31-2	4	15	4	150	16.7	25
Beasley	10-6	264	55-122	.451	6-14	.429	23-31	.742	18	52	70	11	31-0	6	22	2	139	13.9	21
Dragic	5-1	113	22-46	.478	6-15	.400	6-9	.667	5	12	17	21	14-1	8	7	0	56	11.2	22
Telfair	17-7	410	63-139	.453	13-34	.382	40-50	.800	3	34	37	62	45-2	12	26	2	179	10.5	27
Frye	12-7	255	43-80	.538	12-24	.500	10-17	.588	10	51	61	4	30-1	7	8	6	108	9.0	29
Dudley	10-2	230	29-61	.475	8-17	.471	17-23	.739	16	25	41	12	20-0	6	8	2	83	8.3	19
Gortat	8-1	140	25-43	.581	0-0	—	12-20	.600	13	32	45	5	18-0	4	7	3	62	7.8	23
O'Neal	13-7	273	35-77	.455	0-0	—	29-36	.806	12	58	70	8	36-0	1	11	21	99	7.6	22
Brown	10-1	147	20-62	.323	4-21	.190	8-12	.667	5	17	22	11	14-0	9	6	6	52	5.2	12
Johnson	4-4	62	7-23	.304	3-7	.429	2-5	.400	0	11	11	4	10-0	1	3	2	19	4.8	9
Morris	1-0	6	0-0	—	0-0	—	0-0	—	0	1	1	1	3-0	0	1	0	0	0.0	0

## Series Highlights & Top Performances

Phoenix won the only meeting between the club's last season and has won 12 of the last 15 contests overall... Feb. 27, 2011, **Channing Frye** made a game-winning 23-footer as time expired to give Phoenix a 110-108 victory in overtime... On Jan. 9, 2005, the Suns recorded the largest margin of victory in the series with a 124-89 win at Phoenix... February 11, 1987 in Phoenix, Pacer **Chuck Person** (the older brother of former Suns guard **Wesley Person**) rifled in a series-best 42 points... March 9, 1990 in Indiana, **Tom Chambers** scored a Suns series-best 41 points as Phoenix outpaced Indiana in the highest scoring game in series history, 134-130... January 26, 1995 in Indiana, **Charles Barkley** grabbed 19 rebounds and matched Suns forward **Garfield Heard's** series-high set November 30, 1976... Pacers **Dan Roundfield** (March 21, 1978) and **Dale Davis** (March 21, 1993) share Indiana's series-high with 17 rebounds.

## By The Numbers:

**Suns vs. Indiana 2011-2012: 1-0**

**3/23/12 at Indiana:** Suns 113, Pacers 111

## All-Time Series Results:

**Suns vs. Pacers at Phoenix:** 26-11

**Suns vs. Pacers at Indiana:** 17-21

**Suns vs. Pacers overall:** 43-32

**Suns largest margin of victory:** 35 (124-89, 1/9/05)

**Suns high point total:** 134 (3/9/90)

**Suns low point total:** 79 (1/28/04)

**Pacers largest margin of victory:** 22 (127-105, 11/9/85)

**Pacers high point total:** 131 (12/20/89\*)

**Pacers low point total:** 80 (1/6/98)

	HOME	AWAY
<b>Suns last win:</b>	12/3/10 (105-97)	3/23/12 (113-111)
<b>Suns last loss:</b>	1/7/09 (113-110)	1/13/10 (122-114)
<b>Streaks:</b>	Won two	Won two

# Los Angeles Clippers



6951 S. Centinela Ave.  
Playa Vista, CA 90094  
(310) 862-6000  
Fax: (310) 862-6029  
www.clippers.com

**Chairman of the Board, Owner & NBA Governor** Donald T. Sterling  
**President & NBA Governor** Andy Roeser  
**Head Coach** Vinny Del Negro  
**Assistant Coaches** Marc Iavaroni  
Bob Ociepa  
Robert Pack

**Head Athletic Trainer** Jasen Powell  
**Vice President of Communications** Joe Safety  
**Director, Communications** Rob Raichlen  
**Assistant Director, Communications** Seth Burton  
**Assistant Director, Media Services** Ta'Nisha Cooper  
**Media Services Coordinator** Steven Esparza

**Home Court** STAPLES Center (19,060, built in 1999)

**Team Colors** Red, White, Blue

**Radio** KFWB (980 AM) Brian Sieman, Ralph Lawler, Michael Smith  
ESPN Deportes (1330 AM Spanish) Celso Gaspar

**TV** Prime Ticket (Cable) Ralph Lawler, Michael Smith

## 2012-2013 vs. Suns:

December 8 at Los Angeles  
December 23 at Phoenix  
January 24 at Phoenix  
April 3 at Los Angeles

## 2011-2012 Finish: 40-26 (.606)

Second in Pacific Division

## Playoffs:

Defeated Memphis 4-3  
Lost to San Antonio 4-0

## 2011-2012 Regular Season Stats – Suns vs. Clippers

PLAYER	G-GS	MIN	FG-FGA	PCT	3FG-FGA	PCT	FT-FTA	PCT	OFF	DEF	TOT	AST	PF-DQ	STL	TO	BLK	PTS	AVG
Gortat	4-4	126	24-48	.500	0-0	—	15-26	.577	17	24	41	5	7-0	0	3	4	63	15.8
Dudley	4-4	156	22-50	.440	8-18	.444	9-14	.643	8	11	19	13	8-0	1	4	1	61	15.3
Hill	1-1	35	6-10	.600	0-0	—	2-6	.333	1	1	2	3	1-0	0	0	2	14	14.0
Frye	4-4	136	17-50	.340	9-27	.333	7-8	.875	5	27	32	9	14-0	1	3	5	50	12.5
Brown	4-3	116	16-40	.400	4-12	.333	9-14	.643	2	10	12	4	3-0	6	2	0	45	11.3
Nash	3-3	98	5-14	.357	3-7	.429	7-8	.875	0	11	11	27	0-0	1	17	1	20	6.7
Lopez	4-0	61	10-17	.588	0-0	—	5-7	.714	5	3	8	1	6-0	0	1	1	25	6.3
Morris	3-0	48	7-27	.259	2-9	.222	2-3	.667	5	12	17	4	6-0	3	4	1	18	6.0
Telfair	4-1	78	7-25	.280	2-11	.182	8-9	.889	1	5	6	13	12-0	1	7	3	24	6.0
Price	2-0	24	4-8	.500	1-2	.500	0-0	—	2	3	5	3	2-0	2	1	0	9	4.5
Warrick	2-0	14	1-4	.250	0-1	.000	6-6	1.000	2	3	5	0	1-0	0	4	0	8	4.0
Redd	4-0	51	4-18	.222	1-8	.125	5-7	.714	0	9	9	3	2-0	0	0	0	14	3.5
Childress	2-0	18	0-1	.000	0-0	—	0-0	—	0	3	3	1	1-0	0	0	0	0	0.0
<b>SUNS</b>	<b>4</b>	<b>960</b>	<b>123-312</b>	<b>.394</b>	<b>30-95</b>	<b>.316</b>	<b>75-108</b>	<b>.694</b>	<b>48</b>	<b>122</b>	<b>170</b>	<b>86</b>	<b>63-0</b>	<b>15</b>	<b>48</b>	<b>18</b>	<b>351</b>	<b>87.8</b>

PLAYER	G-GS	MIN	FG-FGA	PCT	3FG-FGA	PCT	FT-FTA	PCT	OFF	DEF	TOT	AST	PF-DQ	STL	TO	BLK	PTS	AVG
Griffin	4-4	142	38-73	.521	0-3	.000	9-16	.563	10	30	40	11	12-0	2	9	5	85	21.3
Paul	4-4	148	23-61	.377	4-13	.308	10-12	.833	2	13	15	41	10-0	6	6	0	60	15.0
Butler	4-4	113	23-49	.469	5-11	.455	3-3	1.000	7	10	17	4	11-0	2	5	1	54	13.5
Martin	4-0	97	19-33	.576	0-1	.000	0-4	.000	10	18	28	0	11-0	4	1	5	38	9.5
Williams	3-0	85	11-34	.324	5-14	.357	0-0	—	1	4	5	7	3-0	2	6	0	27	9.0
Jordan	4-4	96	11-17	.647	0-0	—	10-12	.833	10	16	26	0	7-0	4	6	6	32	8.0
Young (TOT)	3-1	71	8-29	.276	2-10	.200	2-3	.667	0	6	6	1	8-0	0	2	1	20	6.7
Young (LAC)	2-0	42	5-16	.313	2-6	.333	2-3	.667	0	4	4	0	4-0	0	0	1	14	7.0
Foye	4-4	86	10-26	.385	4-8	.500	0-0	—	1	10	11	4	7-0	2	1	2	24	6.0
Thompson	1-0	2	1-1	1.000	1-1	1.000	0-0	—	0	0	0	0	0-0	0	0	0	3	3.0
Simmons	4-0	71	4-11	.364	1-8	.125	1-2	.500	3	7	10	1	5-0	2	0	0	10	2.5
Bledsoe	4-0	42	3-11	.273	0-2	.000	2-6	.333	6	7	13	9	3-0	4	4	0	8	2.0
Evans	3-0	38	1-5	.200	0-0	—	1-3	.333	3	7	10	2	7-0	2	3	0	3	1.0
<b>CLIPPERS</b>	<b>4</b>	<b>960</b>	<b>149-337</b>	<b>.442</b>	<b>22-67</b>	<b>.328</b>	<b>38-61</b>	<b>.623</b>	<b>53</b>	<b>126</b>	<b>179</b>	<b>79</b>	<b>80-0</b>	<b>30</b>	<b>48</b>	<b>20</b>	<b>358</b>	<b>89.5</b>



## Series Scores &amp; Summary

Date	Site	Final	%	Date	Site	Final	%	Date	Site	Final	%	Date	Site	Final	%	Date	Site	Final	%	Date	Site	Final	%
11/27/70	Phx	110-102	W	10/13/78	Phx	128-114	W	2/29/84	S.D.	95-102	L	12/1/89	Phx	111-90	W	3/24/96	Phx	103-92	W	11/21/04	L.A.	122-111	W
11/24/70	Buf	106-112	L	12/17/78	S.D.	110-116	L	3/27/84	Phx	116-109	W	12/23/89	Phx	104-100	W	12/16/96	Ana	121-122	L	1/6/05	L.A.	108-91	W
1/26/71	Phx	114-82	W	4/6/79	Phx	118-117	W	10/30/84	Phx	99-96	W	2/13/90	L.A.	118-96	W	2/24/97	Phx	110-93	W	2/23/05	Phx	118-101	W
2/14/71	Buf	108-107	L	4/7/79	S.D.	116-120	L	11/25/84	L.A.	109-114	L	4/7/90	L.A.	115-108	W	3/13/97	L.A.	112-96	W	4/15/05	Phx	98-91	W
11/30/71	Buf	100-98	W	11/7/79	Phx	102-114	L	12/30/84	L.A.	117-109	W	11/14/90	L.A.	102-108	L	3/18/97	Phx	111-121	L	12/10/05	L.A.	91-101	L
12/30/71	Phx	123-102	W	11/20/79	S.D.	110-117	L	1/1/85	Phx	84-98	L	11/16/90	Phx	121-110	W	10/31/97	Phx	110-100	W	1/18/06	L.A.	112-102	W
1/17/72	Buf	123-110	W	1/19/80	Phx	131-123	W	3/28/85	L.A.	110-116	L	2/20/91	L.A.	113-93	W	11/8/97	Ana	123-105	W	3/15/06	Phx	126-95	W
3/6/72	Phx	131-103	W	1/29/80	S.D.	121-123	L	3/30/85	Phx	114-123	L	3/25/91	L.A.	94-106	L	2/27/98	L.A.	104-99	W	4/5/06	Phx	105-119	L
12/9/72	Buf	97-108	L	3/15/80	S.D.	109-120	L	12/14/85	L.A.	114-92	W	4/17/91	Phx	105-100	W	3/9/98	Phx	134-105	W	11/1/06	Phx	112-104	W
2/14/73	Phx	124-107	W	3/30/80	Phx	122-104	W	1/29/86	L.A.	118-108	W	11/6/91	L.A.	87-111	L	2/5/99	L.A.	101-92	W	11/4/06	L.A.	108-114	L
2/23/73	Buf	125-106	W	1/19/80	S.D.	102-84	W	2/6/86	Phx	116-104	W	11/22/91	Phx	105-97	W	2/13/99	Phx	107-104	W	2/20/07	Phx	115-90	W
3/21/73	Phx	134-124	W	10/29/80	Phx	105-89	W	2/1/86	L.A.	112-120	L	2/14/92	L.A.	97-104	L	4/6/99	L.A.	88-83	L	4/17/07	Phx	88-103	L
11/20/73	Phx	100-127	L	11/11/80	S.D.	109-107	W	3/28/86	Phx	96-107	L	2/22/92	Phx	130-112	W	11/30/99	L.A.	94-80	W	11/23/07	Phx	113-94	W
12/29/73	Phx	108-120	L	2/10/81	S.D.	107-93	W	4/13/86	Phx	118-99	W	3/20/92	Phx	101-114	L	2/2/00	Phx	114-68	W	12/27/07	L.A.	108-88	W
3/12/74	Buf	94-124	L	2/13/81	Phx	110-94	W	11/1/86	L.A.	111-117	L	11/7/92	Phx	111-105	W	4/11/00	L.A.	95-88	W	12/28/07	Phx	94-88	W
3/22/74	Phx	126-119	W	3/27/81	Phx	124-100	W	12/6/86	L.A.	109-107	W	11/21/92	L.A.	107-111	W	4/14/00	Phx	112-88	W	1/15/08	L.A.	90-97	L
11/23/74	Phx	104-117	L	12/1/81	Phx	117-94	W	1/17/87	Phx	132-101	W	2/2/93	L.A.	108-112	L	11/25/00	L.A.	95-89	W	1/2/09	Phx	106-98	W
12/12/74	Phx	92-108	L	12/8/81	S.D.	110-121	L	3/27/87	Phx	130-117	W	2/10/93	Phx	122-100	W	12/15/00	Phx	118-88	W	1/11/09	Phx	109-103	W
2/12/75	Phx	108-96	W	1/16/82	Phx	106-87	W	4/4/87	*L	128-125	W	4/12/93	L.A.	104-111	L	1/3/01	Phx	90-85	W	2/17/09	Phx	140-100	W
2/18/75	Tor	109-124	L	1/27/82	S.D.	92-99	L	4/16/87	Phx	121-106	W	11/9/93	L.A.	114-99	W	4/16/01	L.A.	80-100	L	2/18/09	L.A.	142-119	W
11/25/75	Buf	105-110	L	3/21/82	Phx	127-106	W	11/20/87	Phx	96-112	L	12/18/93	Phx	116-109	W	11/10/01	L.A.	102-111	L	10/28/06	L.A.	106-107	W
11/26/75	Phx	107-106	W	4/13/82	S.D.	105-94	W	12/6/87	L.A.	97-96	W	2/1/94	Phx	108-106	W	12/18/01	Phx	92-96	L	12/25/09	Phx	124-93	W
1/15/76	Phx	119-126	L	10/29/82	S.D.	113-99	W	12/30/87	L.A.	121-102	W	3/31/94	L.A.	117-102	W	3/23/02	L.A.	97-94	L	2/26/10	Phx	125-112	W
1/20/76	Phx	103-112	L	12/4/82	Phx	103-113	L	2/9/88	Phx	106-100	W	4/22/94	Phx	127-121	W	3/29/02	Phx	94-96	L	3/3/10	L.A.	127-101	W
12/14/76	Buf	99-108	L	1/5/83	Phx	114-101	W	2/10/88	L.A.	95-101	L	11/12/94	L.A.	108-101	W	12/20/02	L.A.	87-76	W	11/26/10	Phx	116-108	W
12/23/76	Phx	107-92	W	2/10/83	S.D.	100-101	L	3/21/88	Phx	107-99	W	11/23/94	L.A.	104-109	W	12/27/02	Phx	108-95	W	12/26/10	L.A.	103-108	L
2/22/77	Phx	114-115	L	4/15/83	S.D.	113-101	W	11/12/88	L.A.	127-138	L	1/14/95	L.A.	134-108	W	1/31/03	L.A.	98-92	W	3/20/11	L.A.	108-99	W
3/24/77	Phx	102-107	L	4/17/83	Phx	109-101	W	12/3/88	*L	114-106	W	2/24/95	Phx	118-106	W	2/11/03	Phx	106-107	L	4/1/11	Phx	111-98	W
12/14/77	Phx	113-103	W	10/1/83	Phx	109-93	W	2/9/89	Phx	120-113	W	2/28/95	L.A.	99-110	L	12/13/03	L.A.	91-106	L	3/2/12	Phx	81-78	W
1/17/78	Buf	107-97	W	12/23/83	S.D.	121-115	W	3/4/89	Phx	133-91	W	11/2/95	L.A.	106-112	L	12/29/03	L.A.	113-105	W	3/15/12	L.A.	91-87	W
2/21/78	Buf	114-111	W	1/11/84	Phx	129-104	W	3/25/89	L.A.	123-103	W	1/5/96	Phx	88-94	L	3/16/04	Phx	98-110	L	3/28/12	L.A.	86-103	L
3/25/78	Phx	112-106	W	1/26/84	S.D.	101-119	L	4/8/89	L.A.	115-97	W	1/5/96	Phx	100-105	L	4/13/04	Phx	96-98	L	4/19/12	Phx	93-90	W

\*Overtime # Buffalo Braves % San Diego Clippers

## Suns Players Career Statistics vs. Clippers

PLAYER	G-GS	MIN	FG-FGA	PCT	3FG-FGA	PCT	FT-FTA	PCT	OFF	DEF	TOT	AST	PF-DQ	STL	TO	BLK	PTS	AVG	HI
Beasley	10-5	302	79-149	.530	12-24	.500	31-41	.756	14	39	53	11	22-0	8	20	5	201	20.1	33
Scola	16-15	492	92-188	.489	0-0	—	31-44	.705	32	88	120	31	48-0	14	23	4	215	13.4	22
Dudley	15-6	423	63-121	.521	23-42	.548	25-36	.694	26	37	63	30	25-0	17	8	7	174	11.6	22
Gortat	11-5	274	49-90	.544	0-0	—	21-36	.583	30	63	93	9	22-0	2	6	9	119	10.8	23
Frye	22-11	524	84-192	.438	32-76	.421	20-25	.800	21	74	95	29	60-0	17	24	14	220	10.0	23
O'Neal	29-17	675	117-281	.416	0-2	.000	56-82	.683	61	142	203	24	71-0	14	43	55	290	10.0	23
Brown	14-4	303	46-109	.422	11-30	.367	27-38	.711	6	26	32	17	15-0	14	6	1	130	9.3	21
Dragic	13-2	275	41-91	.451	13-29	.448	11-18	.611	11	29	40	60	23-0	6	26	2	106	8.2	14
Telfair	20-8	396	45-143	.315	8-38	.211	23-33	.697	7	20	27	71	44-0	9	22	4	121	6.1	18
Morris	3-0	48	7-27	.259	2-9	.222	2-3	.667	5	12	17	4	6-0	3	4	1	38	6.0	10
Johnson	8-6	171	11-43	.256	5-18	.278	6-11	.545	3	11	14	9	11-0	4	5	3	13	4.1	7
Tucker	1-0	10	1-2	.500	0-0	—	1-1	1.000	2	3	5	3	2-0	0	1	0	3	3.0	3

## Series Highlights &amp; Top Performances

The Suns have won 43 of the last 59 meetings, including the last 10 at USAC... In **Alvin Gentry's** debut as the Suns head coach on February 17, 2009, Phoenix tied a USAC record with 81 points in the first half of a 140-100 win at US Airways Center, the largest margin of victory following a coaching change in NBA history... February 2, 2000, Phoenix held the Clippers to 68 points, the second-lowest total at USAC and fourth-lowest overall by a Suns opponent... That game was a 114-68 win, which was then the Suns' largest margin of victory (46 points) at USAC... November 12, 1988 in L.A., **Eddie Johnson** scored a Suns series-high 45, including team records of 43 second-half and 23 fourth quarter points... January 19, 1980 in Phoenix, Clipper **Freeman Williams** scored a series-high 51 points... November 7, 1992, **Charles Barkley** grabbed a series-high 21 boards and added 37 points in the first-ever game at USAC, a 111-105 Suns win... November 9, 1993 in Los Angeles, **Dan Majerle** nailed a then club-record eight treys in a 114-99 win.

## By The Numbers:

## Suns vs. Clippers 2011-2012: 3-1

3/2/12 at Phoenix: Suns 81, Clippers 78

3/15/12 at L.A.: Suns 91, Clippers 87

3/28/12 at L.A.: Clippers 103, Suns 86

4/19/12 at Phoenix: Suns 93, Clippers 90

Suns largest margin of victory: 46 (114-68, 2/2/00)

Suns high point total: 142 (2/18/09)

Suns low point total: 80 (4/16/01)

Clippers largest margin of victory: 31 (124-93, 12/25/09)

Clippers high point total: 138 (11/12/88\*)

Clippers low point total: 68 (2/2/00)

## All-Time Series Results:

Suns vs. Clippers at Phoenix: 74-21

Suns vs. Clippers on road: 52-45

Suns vs. Clippers overall: 126-66

## HOME

Suns last win: 4/19/12 (93-90)

Suns last loss: 4/17/07 (103-99)

Streaks: Won 10

## AWAY

3/15/12 (91-87)

3/28/12 (103-86)

Lost one

# Los Angeles Lakers



**555 N. Nash Street  
El Segundo, CA 90245  
(310) 426-6000  
Fax: (310) 426-6105  
www.lakers.com**

## 2012-2013 vs. Suns:

November 16 at Los Angeles  
January 30 at Phoenix  
February 12 at Los Angeles  
March 18 at Phoenix

## 2011-2012 Finish:

**41-25 (.621)**

First in Pacific Division

## Playoffs:

Defeated Denver 4-3  
Lost to Oklahoma City 4-1

<b>Owner, President, Governor, Director</b>	Dr. Jerry H. Buss
<b>General Manager</b>	Mitch Kupchak
<b>Head Coach</b>	Mike Brown
<b>Assistant Coaches</b>	Bernie Bickerstaff, Steve Clifford, Eddie Jordan, Darvin Ham, Chuck Person
<b>Head Athletic Trainer</b>	Gary Vitti
<b>Vice President, Public Relations</b>	John Black
<b>Senior Manager, Public Relations</b>	Alison Bogli, Josh Rupprecht
<b>Coordinator, Public Relations</b>	Nick Mazzella
<b>Assistant, Public Relations</b>	Matt Fleer
<b>Home Court</b>	STAPLES Center (18,997, built in 1999)
<b>Team Colors</b>	Purple, Gold
<b>Radio</b>	ESPN Radio (710 AM) John Ireland, Mychal Thompson KWKW (1330 AM Spanish), ESPN Deportes Fernando Gonzalez, Pepe Mantilla
<b>TV</b>	Time Warner Cable SportsNet Bill Macdonald, Stu Lantz Time Warner Cable Deportes Adrian Garcia, Francisco Pinto

## 2011-2012 Regular Season Stats – Suns vs. Lakers

PLAYER	G-GS	MIN	FG-FGA	PCT	3FG-FGA	PCT	FT-FTA	PCT	OFF	DEF	TOT	AST	PF-DQ	STL	TO	BLK	PTS	AVG
Gortat	4-4	147	31-55	.564	0-0	—	10-12	.833	13	39	52	4	9-0	3	4	4	72	18.0
Brown	4-1	81	21-45	.467	7-18	.389	3-3	1.000	3	7	10	5	6-0	2	3	0	52	13.0
Redd	3-0	60	14-35	.400	5-17	.294	5-8	.625	0	1	1	4	2-0	3	2	0	38	12.7
Frye	4-4	102	17-32	.531	8-14	.571	4-5	.800	1	19	20	2	13-0	5	2	3	46	11.5
Nash	4-4	133	18-39	.462	4-12	.333	5-6	.833	2	6	8	50	1-0	3	12	0	45	11.3
Dudley	4-4	104	17-38	.447	4-13	.308	6-8	.750	3	5	8	5	2-0	2	4	4	44	11.0
Morris	4-0	86	12-33	.364	4-10	.400	11-13	.846	5	15	20	5	10-0	8	3	6	39	9.8
Hill	3-3	97	9-31	.290	1-6	.167	9-10	.900	1	9	10	9	12-0	3	4	2	28	9.3
Warrick	2-0	20	5-8	.625	0-0	—	2-2	1.000	2	1	3	2	2-0	3	2	0	12	6.0
Price	1-0	14	2-3	.667	1-1	1.000	0-0	—	0	1	1	1	0-0	0	3	0	5	5.0
Telfair	3-0	46	6-13	.462	2-3	.667	1-1	1.000	2	4	6	11	9-0	2	1	0	15	5.0
Lopez	4-0	44	3-9	.333	0-0	—	5-10	.500	2	4	6	0	3-0	3	1	4	11	2.8
Childress	2-0	27	1-3	.333	0-1	.000	0-0	—	0	3	3	3	6-0	1	1	0	2	1.0
<b>SUNS</b>	<b>4</b>	<b>960</b>	<b>156-344</b>	<b>.453</b>	<b>36-95</b>	<b>.379</b>	<b>61-78</b>	<b>.782</b>	<b>34</b>	<b>114</b>	<b>148</b>	<b>101</b>	<b>75-0</b>	<b>38</b>	<b>42</b>	<b>23</b>	<b>409</b>	<b>102.3</b>

PLAYER	G-GS	MIN	FG-FGA	PCT	3FG-FGA	PCT	FT-FTA	PCT	OFF	DEF	TOT	AST	PF-DQ	STL	TO	BLK	PTS	AVG
Bryant	3-3	114	43-80	.538	2-13	.154	28-34	.824	1	20	21	14	3-0	9	15	1	116	38.7
Gasol	4-4	150	31-62	.500	0-0	—	11-14	.786	14	36	50	15	5-0	3	9	1	73	18.3
Bynum	4-4	125	28-60	.467	0-0	—	12-22	.545	13	37	50	5	8-0	1	11	7	68	17.0
Sessions (TOT)	2-1	49	6-15	.400	0-1	.000	4-6	.667	2	4	6	14	1-0	2	4	0	16	8.0
Sessions (LAL)	1-1	29	5-8	.625	0-0	—	1-3	.333	0	3	3	9	0-0	0	1	0	11	11.0
Barnes	4-1	94	11-27	.407	1-9	.111	5-6	.833	5	20	25	14	7-0	3	2	1	28	7.0
Hill (TOT)	2-0	47	5-10	.500	0-0	—	4-4	1.000	2	7	9	1	3-0	1	2	3	14	7.0
World Peace	4-3	96	12-24	.500	1-5	.200	3-6	.500	1	12	13	5	10-0	5	4	2	28	7.0
Murphy	3-0	57	7-13	.538	3-5	.600	3-3	1.000	4	5	9	5	6-0	1	2	0	20	6.7
Ebanks	2-1	33	6-12	.500	0-2	.000	0-0	—	4	0	4	0	1-0	0	1	0	12	6.0
Fisher	3-3	63	7-14	.500	2-4	.500	1-2	.500	1	4	5	5	5-0	1	6	0	17	5.7
Watson	2-0	31	3-7	.429	0-3	.000	0-0	—	6	3	9	3	4-0	2	0	0	6	3.0
Blake	4-0	98	4-10	.400	2-7	.286	0-0	—	0	2	2	18	8-0	0	10	0	10	2.5
Goudelock	4-0	31	4-11	.364	0-4	.000	0-0	—	1	0	1	0	0-0	1	2	0	8	2.0
Kapono	1-0	19	1-3	.333	0-2	.000	0-0	—	0	2	2	1	4-0	0	0	0	2	2.0
McRoberts	2-0	18	2-5	.400	0-1	.000	0-0	—	2	4	6	1	9-0	0	1	1	4	2.0
Morris	2-0	2	1-2	.500	0-0	—	0-0	—	0	0	0	1	0-0	0	0	0	2	1.0
<b>LAKERS</b>	<b>4</b>	<b>960</b>	<b>165-338</b>	<b>.488</b>	<b>11-55</b>	<b>.200</b>	<b>64-90</b>	<b>.711</b>	<b>52</b>	<b>148</b>	<b>200</b>	<b>96</b>	<b>70-0</b>	<b>26</b>	<b>66</b>	<b>13</b>	<b>405</b>	<b>101.3</b>

## Series Scores &amp; Summary

Date	Site	Final	%	Date	Site	Final	%	Date	Site	Final	%	Date	Site	Final	%	Date	Site	Final	%
11/3/68	Phx	109-127	L	2/2/74	Phx	119-122	W	3/3/81	L.A.	101-96	W	4/12/87	L.A.	104-119	L	12/30/94	Phx	112-127	L
12/3/68	L.A.	108-122	L	10/27/74	L.A.	116-123	L	3/18/81	Phx	126-114	W	12/15-87	L.A.	97-122	L	1/11/95	L.A.	118-108	W
12/25/68	Phx	99-119	L	12/1/74	L.A.	105-111	L	11/6/81	L.A.	101-99	W	1/16/88	Phx	96-107	L	2/1/95	Phx	118-109	W
2/8/69	Phx	104-122	L	12/7/74	Phx	92-88	W	11/14/81	Phx	97-98	L	2/28/88	L.A.	97-111	L	3/1/95	L.A.	101-93	W
2/9/69	L.A.	116-134	L	12/8/74	L.A.	102-107	L	12/25/81	Phx	101-104	L	3/19/88	Phx	102-95	W	4/15/95	Phx	119-115	W
2/28/69	L.A.	117-121	L	12/21/74	Phx	114-104	W	1/28/82	L.A.	87-97	L	4/15/88	L.A.	114-117	L	11/25/95	Phx	114-113	W
11/17/89	L.A.	122-120	W	1/31/75	Phx	105-101	W	4/28/82	L.A.	109-99	W	4/22/88	Phx	112-117	L	11/29/96	L.A.	96-107	L
11/14/69	L.A.	112-123	W	3/20/76	Phx	90-104	L	4/7/83	Phx	108-117	L	12/7/88	L.A.	111-125	L	3/8/96	Phx	97-119	L
11/15/69	Phx	114-111	W	4/2/75	Phx	108-106	W	11/16/82	Phx	113-105	W	12/26/88	Phx	111-96	W	4/14/96	L.A.	114-118	L
12/4/69	Phx	119-109	W	11/14/75	L.A.	107-114	L	12/8/82	L.A.	86-89	L	2/1/89	Phx	114-97	W	11/1/96	L.A.	82-96	L
1/4/70	L.A.	112-120	L	12/13/75	Phx	116-108	W	12/18/82	Phx	126-100	W	2/26/89	L.A.	122-134	L	11/17/96	Phx	88-102	L
1/25/70	L.A.	106-118	L	1/28/76	L.A.	118-121	L	3/16/83	L.A.	95-104	L	3/26/89	L.A.	116-118	L	12/25/96	Phx	87-108	L
2/7/70	Phx	121-117	W	3/20/76	Phx	106-93	W	4/7/83	Phx	108-117	L	4/11/87	L.A.	112-114	L	4/11/87	L.A.	98-114	L
12/17/70	L.A.	116-105	W	3/28/76	L.A.	100-97	W	4/10/83	L.A.	101-95	W	11/7/89	L.A.	107-111	L	1/21/98	Phx	109-119	W
12/8/70	Phx	112-121	L	4/8/76	Phx	113-98	W	11/11/83	L.A.	105-119	L	12/7/89	L.A.	96-100	L	2/18/98	Phx	110-103	W
12/27/70	L.A.	110-128	L	12/17/76	L.A.	105-118	L	12/15/83	Phx	114-104	W	1/9/90*	Phx	121-118	W	3/18/98	L.A.	93-99	L
12/30/70	Phx	132-114	W	12/25/76	Phx	113-96	W	1/19/84	Phx	138-123	W	4/6/90	Phx	99-103	L	4/10/98	L.A.	114-105	W
1/28/71	Phx	118-112	W	3/25/77	L.A.	93-118	L	1/24/84	L.A.	110-116	L	11/13/90	L.A.	112-111	W	3/1/99	Phx	91-97	L
3/19/71	L.A.	111-106	W	3/26/77	Phx	102-109	L	3/31/84	Phx	97-119	L	12/1/90	Phx	98-108	L	3/3/99	L.A.	95-101	L
12/10/71	L.A.	117-126	L	10/23/77	L.A.	104-101	W	4/15/84	L.A.	123-114	W	2/12/91	Phx	99-95	W	3/24/99	L.A.	106-101	W
12/18/71	Phx	106-132	W	11/22/77	Phx	118-107	W	11/20/84	L.A.	108-130	L	4/4/91	Phx	89-102	L	4/2/99	Phx	90-91	L
1/2/72	Phx	116-102	W	3/11/78	Phx	122-114	W	11/21/84	Phx	97-102	L	4/7/91	L.A.	85-93	L	11/15/99	Phx	82-91	L
1/25/72	L.A.	119-129	L	3/12/78	L.A.	112-128	L	12/21/84	L.A.	105-119	L	11/8/91	Phx	113-85	W	12/29/99	L.A.	87-103	L
1/26/72	Phx	110-109	W	12/17/78	L.A.	122-130	L	2/28/85	Phx	117-105	W	11/19/91	L.A.	95-103	L	3/24/00	L.A.	101-109	L
3/24/72	L.A.	112-112	L	12/16/78	Phx	119-100	W	3/19/85	Phx	112-130	L	12/22/91	L.A.	100-88	W	4/4/00	Phx	83-84	L
10/29/72	L.A.	123-133	L	3/28/79	Phx	112-106	W	3/31/85	L.A.	98-123	L	2/3/92	Phx	113-104	W	12/28/00	Phx	78-115	L
11/25/72	Phx	109-116	L	4/8/79	L.A.	103-111	L	10/31/85	Phx	107-144	L	4/5/92	L.A.	104-109	L	2/7/01	L.A.	83-85	L
12/26/72	L.A.	107-112	L	11/19/79	L.A.	110-112	L	12/12/85	L.A.	102-127	L	12/4/92	Phx	104-83	W	3/26/01	Phx	104-83	W
12/22/72	L.A.	118-110	W	11/23/79	Phx	126-112	W	1/14/86	L.A.	122-143	L	12/18/92	L.A.	116-100	W	4/10/01	L.A.	80-106	L
1/20/73	Phx	104-124	L	12/30/79	L.A.	105-113	L	2/12/86	Phx	100-126	L	2/5/93	Phx	132-104	W	11/2/01	L.A.	94-117	L
2/1/73	Phx	106-120	L	3/2/80	Phx	123-115	W	2/28/86	L.A.	103-115	L	3/24/93	L.A.	120-105	L	11/16/01	Phx	95-83	W
3/18/73	L.A.	113-131	L	3/16/80	L.A.	106-128	L	3/1/86	Phx	123-106	W	4/6/93	Phx	115-114	W	1/4/02	L.A.	86-118	L
11/17/73	Phx	110-130	L	3/9/80	Phx	113-108	W	1/2/87	L.A.	118-155	L	3/27/02	Phx	118-106	W	1/10/02	L.A.	83-99	L
12/4/73	L.A.	103-120	L	10/17/80	L.A.	109-116	L	1/30/87	Phx	102-114	L	1/20/94	L.A.	102-107	L	1/4/03	Phx	107-93	W
12/25/73	Phx	135-100	W	11/20/80	Phx	102-99	W	2/24/87	Phx	93-97	L	2/8/94	L.A.	104-107	L	1/5/03	L.A.	97-109	L
12/28/73	Phx	107-119	L	11/21/80	L.A.	88-116	L	2/25/87	L.A.	91-99	L	2/18/94	Phx	113-96	W	1/29/03	Phx	90-99	L
2/1/74	L.A.	110-121	L	12/27/80	Phx	116-106	W	3/24/87	Phx	108-93	W	4/13/94	Phx	117-88	W	4/6/03*	L.A.	113-115	L

\*Overtime

## Suns Players Career Statistics vs. Lakers

PLAYER	G-GS	MIN	FG-FGA	PCT	3FG-FGA	PCT	FT-FTA	PCT	OFF	DEF	TOT	AST	PF-DQ	STL	TO	BLK	PTS	AVG	HI
Beasley	11-6	306	66-140	.471	7-18	.389	29-32	.906	17	41	58	19	30-0	15	32	7	168	15.3	25
Scola	17-15	517	108-192	.563	0-0	—	39-51	.765	32	100	132	35	60-1	12	32	1	255	15.0	28
Brown	5-1	103	27-56	.482	9-23	.391	3-3	1.000	5	9	14	7	7-0	2	4	0	66	13.2	24
Gortat	10-5	273	50-86	.581	0-0	—	20-26	.769	22	68	91	5	21-0	4	7	12	120	12.0	24
O'Neal	28-16	661	112-263	.426	0-3	.000	93-142	.655	56	138	194	39	89-1	14	43	46	317	11.3	28
Johnson	8-8	203	33-81	.407	12-35	.343	5-6	.833	7	14	21	8	26-1	9	10	6	83	10.4	29
Frye	22-10	546	86-201	.428	27-69	.391	26-30	.867	18	89	107	23	65-0	18	23	11	225	10.2	32
Dudley	16-5	394	57-114	.500	21-43	.488	26-38	.684	25	39	64	23	26-0	15	15	9	161	10.1	25
Morris	4-0	86	12-33	.364	4-10	.400	11-13	.846	5	15	20	5	10-0	8	3	6	39	9.8	14
Dragic	14-2	256	47-104	.452	17-39	.436	19-22	.864	12	16	28	56	19-0	9	32	0	130	9.3	26
Telfair	23-9	510	74-180	.411	20-52	.385	25-33	.758	6	38	44	96	42-0	8	41	2	193	8.4	20

## Series Highlights &amp; Top Performances

Phoenix split the 2011-12 season series... April 7, 2012, **Shannon Brown** scored 20 points in the third quarter of a 125-105 win at USAC... November 14, 2010, Phoenix set a franchise record with 22 three-point field goals in a 121-116 win at STAPLES Center... The series contains 221 regular season games, most of any series for Phoenix... Series bests: April 7, 2006 in Phoenix, **Kobe Bryant** scored 51 points at US Airways Center... February 9, 1969 in L.A., **Wilt Chamberlain** grabbed 27 rebounds... January 9, 1990 in Phoenix, **Magic Johnson** tallied 24 assists... November 6, 1981 in L.A., Magic Johnson recorded nine steals... November 14, 1975 in L.A., **Kareem Abdul-Jabbar** posted nine blocks... February 26, 1989 in L.A., **Kevin Johnson** had Suns series-best 21 assists... The Lakers hold a 38-24 advantage in playoff games, most Phoenix's most-played rivalry.

## By The Numbers:

## Suns vs. Lakers 2011-2012: 2-2

1/10/12 at L.A.: Lakers 99, Suns 83

2/17/12 at L.A.: Lakers 111, Suns 99

2/19/12 at Phoenix: Suns 102, Lakers 90

4/7/12 at Phoenix: Suns 125, Lakers 105

Suns largest margin of victory: 35 (135-100, 12/25/73)

Suns high point total: 138 (1/19/84)

Suns low point total: 78 (12/28/00)

Lakers largest margin of victory: 37 (three times)

Lakers high point total: 155 (1/2/87)

Lakers low point total: 83 (11/16/01, 3/26/01)

## All-Time Series Results:

Suns vs. Lakers at Phoenix: 65-45

Suns vs. Lakers at Los Angeles: 26-85

Suns vs. Lakers overall: 91-130

HOME  
Suns last win: 4/7/12 (125-105) 11/14/10 (121-116)

Suns last loss: 1/5/11 (99-95) 2/17/12 (111-99)

Streaks: Won two Lost three

# Memphis Grizzlies



191 Beale St.  
Memphis, TN 38103  
(901) 205-1234  
Fax: (901) 205-1122  
www.grizzlies.com

<b>Majority Owner</b>	Michael Heisley
<b>GM/VP of Basketball Operations</b>	Chris Wallace
<b>Head Coach</b>	Lionel Hollins
<b>Assistant Coaches</b>	Dave Joerger, Henry Bibby, Barry Hecker, Bob Thornton
<b>Head Athletic Trainer</b>	Drew Graham
<b>Director of Pro Scouting</b>	Gary Schmidt
<b>Director of Communications</b>	Jason Wallace
<b>Basketball Communications Coord.</b>	Ross Wooden
<b>Home Court</b>	FedExForum (18,119, built in 2004)
<b>Team Colors</b>	Memphis Midnight, Beale Street Blue, Smoke Blue and Grizzlies Gold
<b>Radio</b>	WMFS (92.9 FM/680 AM) Eric Hasseltine, Hank McDowell, Elliot Perry
<b>TV</b>	Fox Sports Tennessee/SportsSouth (Cable) Pete Pratica, Sean Tuohy, Brevin Knight, Rob Fischer

## 2012-2013 vs. Suns:

December 4 at Memphis  
December 12 at Phoenix  
January 6 at Phoenix  
February 5 at Memphis

## 2011-2012 Finish:

**41-25 (.621)**  
Second in Southwest Division

## Playoffs:

Lost to L.A. Clippers 4-3

## 2011-2012 Regular Season Stats – Suns vs. Grizzlies

PLAYER	G-GS	MIN	FG-FGA	PCT	3FG-FGA	PCT	FT-FTA	PCT	OFF	DEF	TOT	AST	PF-DQ	STL	TO	BLK	PTS	AVG
Gortat	3-3	110	21-38	.553	0-0	—	5-9	.556	11	15	26	2	9-0	3	1	1	47	15.7
Nash	3-3	102	16-30	.533	3-5	.600	8-9	.889	2	9	11	31	1-0	4	17	0	43	14.3
Dudley	3-3	104	16-36	.444	3-10	.300	6-8	.750	9	9	18	7	5-0	3	5	2	41	13.7
Brown	2-1	56	9-23	.391	5-11	.455	3-3	1.000	3	4	7	2	4-0	1	1	2	26	13.0
Hill	2-2	72	11-22	.500	1-2	.500	0-0	—	1	7	8	5	5-0	1	1	3	23	11.5
Morris	3-0	50	12-27	.444	1-5	.200	2-2	1.000	7	10	17	2	8-0	0	3	0	27	9.0
Lopez	2-0	30	6-13	.462	0-0	—	1-2	.500	6	3	9	0	2-0	2	1	3	13	6.5
Warrick	2-0	33	3-11	.273	0-0	—	7-11	.636	2	9	11	2	1-0	0	2	0	13	6.5
Frye	3-3	65	7-24	.292	1-8	.125	2-2	1.000	1	9	10	2	6-0	1	2	0	17	5.7
Childress	2-0	26	5-8	.625	0-0	—	0-0	—	2	2	4	1	3-0	1	0	0	10	5.0
Telfair	3-0	42	5-15	.333	2-8	.250	0-0	—	0	6	6	10	4-0	2	4	1	12	4.0
Redd	3-0	24	0-6	.000	0-4	.000	4-6	.667	2	0	2	0	2-0	0	3	0	4	1.3
Price	1-0	7	0-0	—	0-0	—	1-1	1.000	0	0	0	0	1-0	0	2	0	1	1.0
<b>SUNS</b>	<b>3</b>	<b>720</b>	<b>111-253</b>	<b>.439</b>	<b>16-53</b>	<b>.302</b>	<b>39-53</b>	<b>.736</b>	<b>46</b>	<b>83</b>	<b>129</b>	<b>64</b>	<b>51-0</b>	<b>18</b>	<b>43</b>	<b>12</b>	<b>277</b>	<b>92.3</b>

PLAYER	G-GS	MIN	FG-FGA	PCT	3FG-FGA	PCT	FT-FTA	PCT	OFF	DEF	TOT	AST	PF-DQ	STL	TO	BLK	PTS	AVG
Gay	3-3	122	27-55	.491	2-6	.333	13-14	.929	7	11	18	6	4-0	6	4	2	69	23.0
Randolph	1-0	26	7-12	.583	0-0	—	3-5	.600	3	6	9	2	3-0	1	2	0	17	17.0
Gasol	3-3	108	18-37	.486	0-0	—	11-16	.688	8	20	28	11	11-0	3	6	4	47	15.7
Conley	3-3	116	14-31	.452	1-5	.200	7-8	.875	0	7	7	27	7-0	4	3	2	36	12.0
Mayo	3-0	83	9-30	.300	4-12	.333	7-8	.875	1	10	11	11	3-0	4	6	0	29	9.7
Allen	2-2	44	7-14	.500	0-0	—	4-4	1.000	2	2	4	1	4-0	4	4	1	18	9.0
Speights (TOT)	3-3	62	11-26	.423	0-0	—	1-2	.500	5	13	18	4	6-0	0	3	4	23	7.7
Speights (MEM)	3-3	62	11-26	.423	0-0	—	1-2	.500	5	13	18	4	6-0	0	3	4	23	7.7
Cunningham	3-0	64	11-19	.579	0-0	—	0-0	—	4	13	17	3	8-0	3	2	2	22	7.3
Pondexter	2-1	50	5-11	.455	3-6	.500	0-0	—	2	2	4	1	6-0	1	2	1	13	6.5
Pargo	1-0	3	1-1	1.000	0-0	—	0-0	—	1	0	1	1	1-0	0	0	0	2	2.0
Haddadi	2-0	9	1-4	.250	0-0	—	1-1	1.000	1	0	1	0	3-0	0	0	0	3	1.5
Arenas	1-0	10	0-3	.000	0-2	.000	0-0	—	0	1	1	0	0-0	0	1	0	0	0.0
Selby	1-0	10	0-1	.000	0-0	—	0-0	—	0	3	3	2	2-0	1	2	0	0	0.0
Young	1-0	12	0-2	.000	0-0	—	0-0	—	1	0	1	0	1-0	0	1	0	0	0.0
<b>GRIZZLIES</b>	<b>3</b>	<b>720</b>	<b>111-246</b>	<b>.451</b>	<b>10-31</b>	<b>.323</b>	<b>47-58</b>	<b>.810</b>	<b>35</b>	<b>88</b>	<b>123</b>	<b>69</b>	<b>59-0</b>	<b>27</b>	<b>39</b>	<b>16</b>	<b>279</b>	<b>93.0</b>

## Series Scores &amp; Summary

Date	Site	Final	W/L	Date	Site	Final	W/L	Date	Site	Final	W/L	Date	Site	Final	W/L
12/5/95	Phx#	112-108	W	2/8/00	Phx	94-76	W	2/20/04	Mem	92-97	L	4/8/08	Mem	127-113	W
12/22/95	Van	101-80	W	3/17/00	Van	101-86	W	4/2/04	Mem	99-109	L	11/10/08	Phx	107-102	W
2/19/96*	Phx	98-84	W	4/12/00*	Phx	122-116	W	4/11/04	Phx	89-83	W	12/30/08	Mem	101-89	W
4/7/96	Van	112-92	W	11/29/00**	Van	106-109	L	12/23/04	Phx	109-102	W	4/10/09	Mem	89-106	L
11/14/96	Van	89-92	L	12/26/00	Van	97-95	W	1/19/05	Phx	79-88	L	4/13/09	Phx	119-110	W
12/15/96	Phx	103-84	W	1/5/01	Phx	108-76	W	2/1/05	Mem	97-108	L	11/25/09	Phx	126-111	W
12/28/96	Van	103-98	W	1/31/01	Phx	101-92	W	3/20/05	Mem	97-91	W	1/2/10	Phx	103-128	L
4/19/97	Phx	107-121	L	11/6/01	Phx	113-101	W	11/16/05	Phx	103-115	L	1/18/10	Mem	118-125	L
12/9/97	Phx	107-85	W	11/23/01	Mem	103-89	W	12/17/05	Mem	87-91	L	2/16/10	Mem	109-95	W
12/26/97	Van	118-100	W	1/10/02	Phx	96-102	L	2/8/06	Phx	108-102	W	11/5/10**	Phx	123-118	W
3/29/98	Phx	106-98	W	2/21/02	Mem	78-72	W	11/11/06	Phx	96-87	W	11/8/10	Mem	99-109	L
4/12/98	Van	129-106	W	12/4/02	Phx	98-85	W	1/15/07	Mem	137-122	W	12/8/10*	Phx	98-104	L
2/25/99	Van	94-86	W	12/8/02	Mem	94-102	L	3/26/07	Phx	105-87	W	1/28/12	Phx	86-84	W
3/22/99	Phx	89-84	W	1/10/03	Phx	99-93	W	4/3/07	Mem	116-111	W	3/10/12	Phx	98-91	W
5/1/99	Phx	107-77	W	3/26/03	Mem	101-99	W	2/26/08	Mem	127-113	W	4/11/12	Mem	93-104	L
1/12/99	Van	95-92	W	11/7/03	Phx	96-88	W	3/11/08	Phx	132-111	W				

\*Overtime

\*\*Double Overtime

# Vancouver Grizzlies

## Suns Players Career Statistics vs. Grizzlies

PLAYER	G-GS	MIN	FG-FGA	PCT	3FG-FGA	PCT	FT-FTA	PCT	OFF	DEF	TOT	AST	PF-DQ	STL	TOT	BLK	PTS	AVG	HI
Scola	20-17	598	127-231	.550	0-0	—	39-49	.796	39	90	129	28	63-0	14	40	7	293	14.7	23
Beasley	12-7	324	67-153	.438	7-18	.389	25-37	.676	16	50	66	13	34-0	9	32	7	166	13.8	30
O'Neal	30-21	825	161-350	.460	0-2	.000	74-110	.673	70	157	227	28	95-4	17	62	69	396	13.2	38
Dragic	14-1	270	50-104	.481	13-33	.394	31-49	.633	10	19	29	37	20-0	14	29	4	144	10.3	25
Gortat	7-3	159	28-51	.549	0-0	—	7-13	.538	16	23	39	3	19-0	4	3	4	63	9.0	19
Morris	3-0	50	12-27	.444	1-5	.200	2-2	1.000	7	10	17	2	8-0	0	3	0	27	9.0	17
Dudley	15-3	342	45-102	.441	9-35	.257	19-25	.760	22	30	52	18	24-1	17	13	7	118	7.9	20
Brown	14-1	213	34-81	.420	13-32	.406	11-12	.917	5	19	24	13	26-0	6	14	3	92	6.6	18
Telfair	20-7	450	50-148	.338	9-43	.209	22-31	.710	7	39	46	81	32-0	21	40	2	131	6.6	16
Frye	18-9	386	39-119	.328	7-36	.194	12-18	.667	17	64	81	12	49-0	7	17	12	97	5.4	16
Johnson	8-6	168	13-54	.241	0-18	.000	3-6	.500	3	20	23	11	11-0	6	5	7	29	3.6	7
Tucker	1-0	1	0-0	—	0-0	—	0-0	—	0	0	0	0	0-0	0	0	0	0	0.0	0

## Series Highlights &amp; Top Performances

The Suns have won 16 of the last 22 overall... Dec. 23, 2004, Phoenix became the first team in NBA history to win 10-straight games after losing 50 or more games the previous season... The Suns' 108-76 win on January 5, 2001 was the largest margin of victory in the series... Phoenix went 9-9 at the foul line on February 8, 2000, and combined with the Grizzlies 29-30 FT, the teams posted the fourth-highest combined single game free throw percentage (.967) in NBA history... February 19, 1996, **Charles Barkley** grabbed 14 rebounds in a 98-84 overtime win to become one of 10 players in NBA history to record 20,000 career points and 10,000 rebounds... November 14, 1996, the Suns tied a record low for points in a quarter, with eight in the second period... The teams combined for 22 points in the quarter, the second-lowest total in league history... The Grizzlies won that game, 92-89, for their first-ever win against Phoenix.

## By The Numbers:

## Suns vs. Grizzlies 2011-2012: 2-1

1/28/12 at Phoenix: Suns 86, Grizzlies 84

3/10/12 at Phoenix: Suns 98, Grizzlies 91

4/11/12 at Memphis: Grizzlies 104, Suns 93

## All-Time Series Results:

Suns vs. Grizzlies at Phoenix: 27-6

Suns vs. Grizzlies on road: 19-11

Suns vs. Grizzlies overall: 46-17

Suns largest margin of victory: 32 (108-76, 1/5/01)

Suns high point total: 137 (1/15/07)

Suns low point total: 78 (2/21/02)

Grizzlies largest margin of victory: 25 (128-103, 1/2/10)

Grizzlies high point total: 128 (1/2/10)

Grizzlies low point total: 72 (2/21/02)

	HOME	AWAY
Suns last win:	3/10/12 (98-91)	2/16/10 (109-95)
Suns last loss:	12/8/10 (104-98*)	4/11/12 (104-93)
Streaks:	Won two	Lost two

# Miami Heat



601 Biscayne Blvd.  
Miami, FL 33132  
(786) 777-4328  
Fax: (786) 777-1615  
www.heat.com

<b>Managing General Partner</b>	Micky Arison
<b>President</b>	Pat Riley
<b>Head Coach</b>	Erik Spoelstra
<b>Assistant Coaches</b>	Bob McAdoo, Keith Askins, Ron Rothstein, David Fizdale, Chad Kammerer
<b>Assistant Coach/Advance Scout</b>	Octavio De La Grana
<b>Head Athletic Trainer</b>	Jay Sabol
<b>Vice President, Sports Media Relations</b>	Tim Donovan
<b>Director of Sports Media Relations</b>	Rob Wilson
<b>Asst. Director of Sports Media Relations</b>	Michael Lissack
<b>Sports Media Relations Manager</b>	Nick Maiorana
<b>Home Court</b>	AmericanAirlines Arena (19,600, built in 2000)
<b>Team Colors</b>	Red, Yellow, Black, White
<b>Radio</b>	The Ticket (790 AM) Mike Inglis, John Crotty WQBA (1140 AM Spanish) José Paneda, Joe Pujala
<b>TV</b>	Sun Sports (Cable) Eric Reid, Tony Fiorentino, Jason Jackson

## 2012-2013 vs. Suns:

November 5 at Miami  
November 17 at Phoenix

## 2011-2012 Finish:

**46-20 (.697)**

First in Southeast Division

## Playoffs:

Defeated New York 4-1  
Defeated Indiana 4-2  
Defeated Boston 4-3  
Defeated Oklahoma City 4-1

## 2011-2012 Regular Season Stats – Suns vs. Heat

PLAYER	G-GS	MIN	FG-FGA	PCT	3FG-FGA	PCT	FT-FTA	PCT	OFF	DEF	TOT	AST	PF-DQ	STL	TO	BLK	PTS	AVG
Hill	1-1	35	8-14	.571	0-1	.000	3-4	.750	2	5	7	3	2-0	0	5	0	19	19.0
Gortat	1-1	35	6-13	.462	0-0	—	1-2	.500	3	5	8	1	3-0	0	0	1	13	13.0
Morris	1-0	22	4-7	.571	1-2	.500	3-5	.600	0	4	4	0	5-0	1	1	1	12	12.0
Dudley	1-1	31	4-11	.364	1-2	.500	1-2	.500	3	1	4	1	4-0	1	0	1	10	10.0
Brown	1-0	20	4-7	.571	1-3	.333	0-1	.000	0	3	3	3	0-0	0	1	2	9	9.0
Nash	1-1	34	4-7	.571	1-2	.500	0-1	.000	2	3	5	10	2-0	1	7	0	9	9.0
Telfair	1-0	14	2-3	.667	1-1	1.000	3-3	1.000	0	0	0	1	1-0	0	2	1	8	8.0
Redd	1-0	10	1-4	.250	1-1	1.000	4-4	1.000	0	2	2	0	0-0	0	0	0	7	7.0
Lopez	1-0	13	2-7	.286	0-0	—	2-2	1.000	3	1	4	0	3-0	1	0	0	6	6.0
Frye	1-1	25	1-7	.143	0-3	.000	0-0	—	1	3	4	2	5-0	2	3	2	2	2.0
<b>SUNS</b>	<b>1</b>	<b>240</b>	<b>36-80</b>	<b>.450</b>	<b>6-15</b>	<b>.400</b>	<b>17-24</b>	<b>.708</b>	<b>14</b>	<b>27</b>	<b>41</b>	<b>21</b>	<b>25-0</b>	<b>6</b>	<b>20</b>	<b>8</b>	<b>95</b>	<b>95.0</b>

PLAYER	G-GS	MIN	FG-FGA	PCT	3FG-FGA	PCT	FT-FTA	PCT	OFF	DEF	TOT	AST	PF-DQ	STL	TO	BLK	PTS	AVG
Bosh	1-1	36	12-16	.750	0-0	—	5-6	.833	2	6	8	1	0-0	2	2	1	29	29.0
James	1-1	38	8-18	.444	0-3	.000	4-6	.667	1	7	8	6	2-0	2	3	2	20	20.0
Wade	1-1	36	6-17	.353	0-2	.000	7-9	.778	5	2	7	5	4-0	0	1	1	19	19.0
Haslem	1-0	31	3-6	.500	0-0	—	9-12	.750	1	8	9	0	2-0	0	1	0	15	15.0
Pittman	1-1	14	3-6	.500	0-0	—	0-0	—	2	2	4	0	4-0	2	1	0	6	6.0
Cole	1-0	15	2-4	.500	0-0	—	0-0	—	1	1	2	4	1-0	0	0	1	4	4.0
Jones	1-0	12	1-2	.500	1-2	.500	0-0	—	0	0	0	0	1-0	0	0	1	3	3.0
Curry	1-0	5	1-2	.500	0-0	—	0-0	—	0	0	0	0	1-0	0	0	1	2	2.0
Chalmers	1-1	32	0-3	.000	0-1	.000	1-2	.500	0	2	2	8	2-0	5	2	0	1	1.0
Battier	1-0	20	0-2	.000	0-1	.000	0-0	—	1	0	1	0	2-0	2	2	1	0	0.0
<b>HEAT</b>	<b>1</b>	<b>240</b>	<b>36-76</b>	<b>.474</b>	<b>1-9</b>	<b>.111</b>	<b>26-35</b>	<b>.743</b>	<b>13</b>	<b>28</b>	<b>41</b>	<b>24</b>	<b>19-0</b>	<b>13</b>	<b>12</b>	<b>8</b>	<b>99</b>	<b>99.0</b>



## Series Scores &amp; Summary

Date	Site	Final	W/L	Date	Site	Final	W/L	Date	Site	Final	W/L	Date	Site	Final	W/L
1/7/89	Phx	107-99	W	1/15/93	Phx	107-99	W	3/28/00	Mia	78-81	L	1/26/06	Mia	107-98	W
1/17/89+	Mia	ppd		3/11/94	Mia	122-107	W	11/11/00	Phx	84-82	W	12/13/06	Mia	99-89	W
3/13/89	Mia	112-104	W	3/22/94*	Phx	124-118	W	2/21/01	Mia	100-85	W	1/5/07	Phx	108-80	W
3/30/89	Phx	115-97	W	12/6/94	Phx	119-107	W	1/12/02	Phx	108-74	W	11/9/07	Mia	106-101	W
4/19/89	Mia	117-91	W	3/21/95*	Mia	121-117	W	3/12/02	Mia	78-90	L	12/10/07	Phx	113-117	L
1/23/90	Mia	118-99	W	12/9/95	Phx	92-94	L	12/2/02*	Phx	90-100	L	11/28/08	Phx	92-107	L
3/16/90	Phx	129-103	W	1/30/96	Mia	114-99	W	1/22/03	Mia	85-92	L	3/4/09	Mia	129-135	L
12/29/90	Phx	134-95	W	11/24/96	Phx	84-87	L	11/22/03	Phx	100-98	W	11/3/09	Mia	104-96	W
1/30/91	Mia	115-104	W	1/27/97	Mia	97-125	L	12/9/03	Mia	72-92	L	1/8/10	Phx	105-109	L
12/7/91	Mia	109-108	W	1/18/98	Phx	96-87	W	1/11/05	Phx	122-107	W	11/17/10	Mia	96-123	L
12/26/91	Phx	132-104	W	1/30/98	Mia	74-71	W	3/25/05	Mia	115-125	L	12/23/10	Phx	83-95	L
12/12/92	Mia	122-118	W	3/6/00	Phx	100-92	W	1/6/06	Phx	111-93	W	3/20/12	Mia	95-99	L

\*Overtime + Postponed due to unsafe conditions, rescheduled 4/19/89

## Suns Players Career Statistics vs. Heat

PLAYER	G-GS	MIN	FG-FGA	PCT	3FG-FGA	PCT	FT-FTA	PCT	OFF	DEF	TOT	AST	PF-DQ	STL	TO	BLK	PTS	AVG	HI
Scola	9-8	281	60-119	.504	0-2	.000	22-30	.733	20	43	63	16	34-1	6	12	2	142	15.8	28
O'Neal	33-27	951	155-399	.388	0-1	.000	135-175	.771	66	198	264	57	124-3	20	63	59	445	13.5	29
Morris	1-0	22	4-7	.571	1-2	.500	3-5	.600	0	4	4	0	5-0	1	1	1	12	12.0	12
Beasley	3-3	61	12-26	.462	2-4	.500	2-2	1.000	1	5	6	2	11-1	1	7	0	28	9.3	13
Frye	16-10	377	62-131	.473	11-26	.423	12-17	.706	15	56	71	11	48-0	12	15	6	147	9.2	17
Telfair	12-5	309	36-92	.391	12-30	.400	23-26	.885	1	14	15	45	29-0	7	26	2	107	8.9	30
Johnson	3-2	63	8-27	.296	3-12	.250	6-9	.667	2	5	7	6	1-0	4	9	2	25	8.3	13
Dudley	12-4	295	30-74	.405	11-24	.458	17-24	.708	19	31	50	15	21-1	9	11	3	88	7.3	33
Dragic	7-1	105	15-37	.405	5-16	.313	12-20	.600	2	11	13	12	10-0	0	12	2	47	6.7	16
Brown	7-0	108	15-37	.405	3-13	.231	5-6	.833	2	12	14	8	6-0	4	6	3	38	5.4	10
Gortat	12-1	185	20-42	.476	0-0	—	11-18	.611	16	38	54	2	21-0	1	4	8	51	4.3	13
Tucker	1-0	2	0-0	—	0-0	—	0-0	—	0	0	0	0	0-0	0	1	0	0	0.0	0

## Series Highlights &amp; Top Performances

Phoenix has won 14 of the last 27 meetings... December 23, 2010, **Jared Dudley** posted career highs with 33 points and seven three-point field goals, and a season-high 12 rebounds... January 5, 2007, Phoenix held Miami to a season opponent-low 80 points at US Airways Center... Suns captured the first 16 meetings between the clubs... January 6, 2006, **Steve Nash** dished out a franchise-record 12 assists in the first quarter... January 30, 1998, the Heat scored 71 points, the then fifth lowest ever by a Suns opponent... Series bests: **Charles Barkley** tallied 39 points on December 12, 1992 in Miami... March 21, 1995 in Miami, **Barkley** grabbed 18 rebounds in Phoenix's 121-117 overtime victory... January 27, 1997, **Alonzo Mourning** blocked six shots in Miami's 125-97 win, the Heat's largest in the series... December 29, 1990 in Phoenix, **Kevin Johnson** dished out 19 assists in Phoenix's largest-ever win over the Heat, 134-95... December 9, 1995 in Phoenix, rookie **Sasha Danilovic** tallied a career and Heat series-high of 30 points as Miami escaped with its first-ever victory over the Suns, 94-92... December 26, 1991 in Phoenix, the Suns set a team record with eight blocks in the second quarter.

## By The Numbers:

## Suns vs. Miami 2011-2012: 0-1

3/20/12 at Miami: Heat 99, Suns 95

Suns largest margin of victory: 39 (134-95, 12/29/90)

Suns high point total: 134 (12/29/90)

Suns low point total: 72 (12/9/03)

Heat largest margin of victory: 28 (125-97, 1/27/97)

Heat high point total: 135 (3/4/09)

Heat low point total: 71 (1/30/98)

## All-Time Series Results:

Suns vs. Heat at Phoenix: 16-7

Suns vs. Heat at Miami: 15-9

Suns vs. Heat overall: 31-16

	HOME	AWAY
Suns last win:	1/5/07 (108-80)	11/3/09 (104-96)
Suns last loss:	12/23/10 (95-83)	3/20/12 (99-95)

Streaks:	Lost four	Lost two
----------	-----------	----------

# Milwaukee Bucks



**1001 N. Fourth Street  
Milwaukee, WI 53203  
(414) 227-0500  
Fax: (414) 294-4890  
www.bucks.com**

<b>President</b>	Herb Kohl
<b>General Manager</b>	John Hammond
<b>Head Coach</b>	Scott Skiles
<b>Assistant Coaches</b>	Jim Boylan, Joe Wolf, Sidney Moncrief, Bill Peterson, Anthony Goldwire
<b>Head Athletic Trainer</b>	Marc Boff
<b>Director of Public Relations</b>	Dan Smyczek
<b>Public Relations Manager</b>	Mark Rosenberg
<b>Public Relations Coordinator</b>	Kristen Deahl
<b>Home Court</b>	BMJ Harris Bradley Center (18,717, built in 1988)
<b>Team Colors</b>	Forest Green, Red, Silver
<b>Radio</b>	WTMJ (620 AM) Ted Davis, Dennis Krause
<b>TV</b>	Fox Sports Wisconsin (Cable) Jim Paschke, Jon McGlocklin

## 2012-2013 vs. Suns:

January 8 at Milwaukee  
January 17 at Phoenix

## 2011-2012 Finish:

**31-35 (.470)**  
Third in Central Division

## Playoffs:

Did not qualify

## 2011-2012 Regular Season Stats – Suns vs. Bucks

PLAYER	G-GS	MIN	FG-FGA	PCT	3FG-FGA	PCT	FT-FTA	PCT	OFF	DEF	TOT	AST	PF-DQ	STL	TO	BLK	PTS	AVG
Gortat	2-2	65	17-22	.773	0-0	—	5-5	1.000	5	11	16	5	3-0	3	5	3	39	19.5
Dudley	2-2	56	12-19	.632	4-8	.500	2-2	1.000	3	8	11	5	6-0	1	3	0	30	15.0
Frye	2-2	47	12-19	.632	6-10	.600	0-0	—	3	8	11	1	9-0	0	2	2	30	15.0
Brown	1-0	25	2-8	.250	0-3	.000	10-12	.833	0	0	0	1	3-0	1	0	0	14	14.0
Nash	2-2	63	13-20	.650	2-5	.400	0-0	—	0	4	4	28	1-0	2	7	0	28	14.0
Redd	1-0	20	7-14	.500	0-4	.000	0-0	—	1	3	4	0	0-0	0	2	0	14	14.0
Hill	2-2	56	11-23	.478	3-7	.429	2-2	1.000	0	5	5	6	2-0	2	1	0	27	13.5
Morris	2-0	50	6-17	.353	3-5	.600	0-0	—	2	10	12	5	1-0	3	0	3	15	7.5
Lopez	2-0	30	4-13	.308	0-0	—	0-0	—	2	3	5	0	6-0	0	2	1	8	4.0
Warrick	1-0	13	1-3	.333	0-1	.000	2-4	.500	1	1	2	0	2-0	0	1	0	4	4.0
Price	2-0	16	2-3	.667	0-1	.000	0-0	—	1	0	1	3	1-0	3	2	0	4	2.0
Telfair	2-0	18	1-6	.167	1-2	.500	0-0	—	0	0	0	1	2-0	0	1	0	3	1.5
Childress	2-0	22	0-4	.000	0-1	.000	0-0	—	5	7	12	3	0-0	1	0	0	0	0.0
<b>SUNS</b>	<b>2</b>	<b>480</b>	<b>88-171</b>	<b>.515</b>	<b>19-47</b>	<b>.404</b>	<b>21-25</b>	<b>.840</b>	<b>23</b>	<b>60</b>	<b>83</b>	<b>58</b>	<b>36-0</b>	<b>16</b>	<b>27</b>	<b>9</b>	<b>216</b>	<b>108.0</b>

PLAYER	G-GS	MIN	FG-FGA	PCT	3FG-FGA	PCT	FT-FTA	PCT	OFF	DEF	TOT	AST	PF-DQ	STL	TO	BLK	PTS	AVG
Ellis (TOT)	3-3	123	21-59	.356	5-13	.385	15-15	1.000	1	14	15	20	7-0	2	6	1	62	20.7
Dunleavy	1-0	37	5-7	.714	4-5	.800	3-3	1.000	1	2	3	3	0-0	0	1	0	17	17.0
Gooden	2-2	47	15-33	.455	0-2	.000	3-4	.750	5	5	10	5	5-0	1	4	1	33	16.5
Ilyasova	2-1	57	8-21	.381	2-7	.286	10-12	.833	6	14	20	1	0-0	1	2	2	28	14.0
Livingston	2-1	40	10-15	.667	0-0	—	1-2	.500	2	3	5	6	3-0	2	1	0	21	10.5
Jackson	2-1	53	7-18	.389	3-6	.500	3-4	.750	0	2	2	5	3-0	1	4	0	20	10.0
Brown (TOT)	1-0	24	3-4	.750	0-0	—	3-7	.429	2	5	7	1	2-0	1	3	0	9	9.0
Delfino	2-2	43	7-14	.500	2-7	.286	0-0	—	1	4	5	7	1-0	2	1	0	16	8.0
Harris	2-0	25	4-8	.500	0-1	.000	7-10	.700	1	3	4	2	1-0	0	1	0	15	7.5
Mbah a Moute	1-1	15	2-4	.500	0-0	—	3-3	1.000	2	1	3	0	0-0	2	1	0	7	7.0
Udoh (TOT)	3-0	69	8-15	.533	0-0	—	4-6	.667	5	6	11	2	8-0	2	4	4	20	6.7
Udrih	1-0	19	3-6	.500	0-0	—	0-0	—	1	2	3	4	2-0	1	2	0	6	6.0
Leuer	2-0	27	4-11	.364	0-0	—	3-4	.750	3	4	7	0	2-0	0	3	0	11	5.5
Sanders	2-0	38	5-12	.417	0-0	—	0-0	—	3	7	10	4	6-0	1	4	3	10	5.0
Hobson	1-0	17	2-5	.400	0-2	.000	0-0	—	0	1	1	3	1-0	0	0	0	4	4.0
Jennings	2-2	55	3-11	.273	1-5	.200	1-1	1.000	0	6	6	8	2-0	3	2	1	8	4.0
Brockman	1-0	8	1-2	.500	0-0	—	0-1	.000	0	0	0	0	0-0	0	0	0	2	2.0
<b>BUCKS</b>	<b>2</b>	<b>480</b>	<b>76-167</b>	<b>.455</b>	<b>12-35</b>	<b>.343</b>	<b>34-44</b>	<b>.773</b>	<b>25</b>	<b>54</b>	<b>79</b>	<b>48</b>	<b>26-0</b>	<b>14</b>	<b>26</b>	<b>7</b>	<b>198</b>	<b>99.0</b>

## Series Scores &amp; Summary

Date	Site	Final	%	Date	Site	Final	%	Date	Site	Final	%	Date	Site	Final	%
11/23/68	Mil	112-115	L	10/13/72	Phx	105-117	L	2/3/78	Phx	115-105	W	3/9/87	Mil	110-118	L
12/22/68	Mil	116-127	L	11/4/72	Mil	105-104	W	3/3/78	Phx	132-126	W	3/11/88	Mil	107-117	L
1/3/69	Mil	104-121	L	12/3/72	Phx	101-119	L	3/14/78	Mil	106-121	L	3/24/88	Phx	119-114	W
1/29/69	Tucson	111-107	W	2/6/73	Mil	111-126	L	10/24/78	Phx	124-116	W	3/11/89	Mil	93-100	L
2/2/69	Phx	122-121	W	3/12/73	Mil	95-126	L	12/12/78	Mil	114-120	L	3/31/89	Phx	122-104	W
2/23/69	Mil	103-107	L	3/25/73	Phx	112-114	L	1/17/79	Mil	118-123	L	12/8/89	Phx	123-98	W
3/19/69	Phx	110-117	L	10/12/73	Phx	84-107	L	1/31/79	Phx	123-118	W	3/27/90	Mil	127-133	L
3/23/69	Phx	118-128	L	10/27/73	Mil	95-104	L	10/19/79	Mil	94-95	L	1/5/91	Mil	86-88	L
10/26/69	Phx	99-119	L	12/22/73	Phx	121-112	W	10/23/79	Phx	108-114	L	3/28/91	Phx	102-88	W
12/21/69	Mil	111-118	L	1/5/74	Mil	109-118	L	12/23/79	Mil	106-103	W	3/12/92	Mil	106-100	W
1/9/70	Mil	116-120	L	1/25/74	Phx	108-112	L	1/25/80	Phx	110-96	W	3/25/92	Phx	132-104	W
1/31/70	Phx	106-107	L	3/11/74	Mil	92-105	L	2/10/80	Mil	107-109	L	12/6/92	Mil	122-112	W
2/11/70	Mil	120-127	L	11/19/74	Mil	108-122	L	2/27/80*	Phx	110-119	L	3/26/93	Phx	109-103	W
11/8/70	Mil	105-124	L	12/19/74	Phx	108-112	L	1/11/81	Mil	109-123	L	12/5/93	Mil	117-98	W
2/22/70	Phx	124-144	L	2/23/75	Madison	106-97	W	2/23/81	Phx	131-122	L	12/13/93	Phx	112-104	W
12/12/70	Phx	113-111	W	3/25/75	Phx	92-87	W	2/7/82	Mil	92-107	L	12/29/94	Mil	123-106	W
2/8/71	Mil	94-118	L	11/19/75	Phx	94-96	L	3/26/82	Phx	113-112	W	1/9/95	Phx	119-102	W
2/21/71	Phx	97-125	L	12/17/75	Phx	116-111	W	1/9/83	Mil	96-106	L	1/26/96	Mil	107-97	W
3/14/71	Madison	125-113	W	12/28/75	Mil	85-88	L	2/22/83	Phx	112-105	W	3/29/96	Phx	108-85	W
3/16/71	Phx	111-119	L	1/29/76	Phx	96-105	L	11/18/83	Phx	94-109	L	11/12/96*	Mil	89-99	L
10/14/71	Phx	97-110	L	3/14/76	Mil	108-106	W	2/14/84	Mil	83-92	L	3/25/97	Phx	117-112	W
11/9/71	Mil	113-118	L	11/17/76	Phx	103-95	W	11/16/84	Phx	118-106	W	11/12/97	Phx	103-95	W
1/11/72	Mil	115-114	W	1/4/77	Mil	111-139	L	3/16/85	Mil	96-125	L	12/2/97	Mil	90-86	W
2/2/72	Phx	103-106	L	2/2/77	Phx	130-113	W	11/24/85*	Phx	138-140	L	3/16/99	Mil	110-92	L
2/26/72*	Madison	117-119	L	3/29/77	Mil	122-110	W	3/12/86*	Mil	127-126	W	11/12/99	Mil	92-107	L
3/15/72	Phx	110-106	W	1/3/78	Mil	125-103	W	2/21/87	Phx	107-115	L	12/20/99	Phx	108-101	W

\*Overtime

## Suns Players Career Statistics vs. Bucks

PLAYER	G-GS	MIN	FG-FGA	PCT	3FG-FGA	PCT	FT-FTA	PCT	OFF	DEF	TOT	AST	PF-DQ	STL	TO	BLK	PTS	AVG	HI
Beasley	9-6	250	55-118	.466	6-12	.500	20-33	.606	9	33	42	7	21-0	4	16	3	136	15.1	21
Readd	1-0	20	7-14	.500	0-4	.000	0-0	—	1	3	4	0	0-0	0	2	0	14	14.0	14
Scola	9-8	273	49-97	.505	0-0	—	27-35	.771	16	55	71	17	26-0	8	12	4	125	13.9	27
Johnson	3-2	96	12-33	.364	5-16	.313	5-7	.714	5	10	15	4	8-0	1	8	2	34	11.3	14
Frye	14-8	314	57-111	.514	14-29	.483	15-17	.882	16	52	68	12	37-0	5	13	11	143	10.2	30
Gortat	12-4	299	52-83	.627	0-0	—	16-26	.615	28	67	95	9	26-1	7	14	12	120	10.0	21
Brown	10-0	145	28-55	.509	8-17	.471	18-20	.900	2	11	13	8	15-0	3	15	5	82	8.2	21
Dudley	10-2	202	29-51	.569	7-15	.467	12-17	.706	9	23	32	15	12-0	5	9	2	77	7.7	19
Morris	2-0	50	6-17	.353	3-5	.600	0-0	—	2	10	12	5	1-0	3	0	3	15	7.5	13
Telfair	14-6	311	31-99	.313	8-32	.250	19-26	.731	4	19	23	47	23-0	15	24	1	89	6.4	21
Dragic	5-0	83	11-29	.379	2-8	.250	4-4	1.000	7	9	16	13	15-0	6	7	0	28	5.6	20
Tucker	1-0	3	0-1	.000	0-0	—	0-0	—	0	0	0	0	1-0	0	0	0	0.0	0	0

## Series Highlights &amp; Top Performances

The Suns swept the season series for the second consecutive season and have won 37 of the last 42 meetings... Phoenix has claimed 24-straight wins at home, the longest home win streak against a single opponent in franchise history, and the second-longest active win streak of its kind in the NBA... Milwaukee is the only NBA franchise that is winless at USAC... Series bests: March 16, 1971 in Phoenix, second-year center **Law Alcindor** scored 48 points... March 27, 1990 in Milwaukee, **Kevin Johnson** scored a Suns series-high 44 points... October 14, 1971 in Phoenix, **Oscar Robertson** tallied 17 assists... October 12, 1973 in Phoenix, Alcindor recorded nine blocked shots... December 8, 1989 in Phoenix, Sun **Mark West** grabbed 24 rebounds.

## By The Numbers:

## Suns vs. Milwaukee 2011-2012: 2-0

1/8/12 at Phoenix: Suns 109, Bucks 93

2/7/12 at Milwaukee: Suns 107, Bucks 105

Suns largest margin of victory: 28 (132-104, 3/25/92)

Suns high point total: 138 (11/24/85\*)

Suns low point total: 83 (2/14/84)

Bucks largest margin of victory: 31 (126-95, 3/12/73)

Bucks high point total: 144 (2/22/70)

Bucks low point total: 77 (2/2/11)

## All-Time Series Results:

Suns vs. Bucks at Phoenix: 41-23

Suns vs. Bucks at Milwaukee: 25-39

Suns vs. Bucks overall: 66-62

	HOME	AWAY
Suns last win:	1/8/12 (109-93)	2/7/12 (107-105)
Suns last loss:	2/21/87 (115-107)	4/3/10 (107-98)
Streaks:	Won 24	Won two

# Minnesota Timberwolves



600 First Avenue North  
Minneapolis, MN 55403  
(612) 673-1600  
Fax: (612) 673-8385  
www.timberwolves.com

## 2012-2013 vs. Suns:

December 29 at Minnesota  
February 26 at Phoenix  
March 22 at Phoenix  
April 13 at Minnesota

## 2011-2012 Finish:

26-40 (.394)

Fifth in Northwest Division

## Playoffs:

Did not qualify

<b>Owner</b>	Glen Taylor
<b>Chief Executive Officer</b>	Rob Moor
<b>President</b>	Chris Wright
<b>President of Basketball Operations</b>	David Kahn
<b>Head Coach</b>	Rick Adelman
<b>Assistant Coaches</b>	Terry Porter, Jack Sikma, T.R. Dunn, Bill Bayno
<b>Head Athletic Trainer</b>	Gregg Farnam
<b>Director of Public Relations</b>	Mike Cristaldi
<b>Senior Public Relations Coordinator</b>	Aaron Seehusen
<b>Communications Manager</b>	Dan Bell
<b>Home Court</b>	Target Center (19,356, built in 1990)
<b>Team Colors</b>	Blue, Green, Silver
<b>Radio</b>	WCCO (830 AM) Alan Horton
<b>TV</b>	Fox Sports North TBA, Jim Petersen

## 2011-2012 Regular Season Stats – Suns vs. Timberwolves

PLAYER	G-GS	MIN	FG-FGA	PCT	3FG-FGA	PCT	FT-FTA	PCT	OFF	DEF	TOT	AST	PF-DQ	STL	TO	BLK	PTS	AVG
Nash	3-3	92	22-39	.564	4-9	.444	4-4	1.000	1	12	13	33	5-0	1	8	1	52	17.3
Hill	2-2	69	12-21	.571	0-0	—	6-6	1.000	3	4	7	6	2-0	1	2	1	30	15.0
Dudley	3-3	93	18-33	.545	2-8	.250	6-6	1.000	4	15	19	6	4-0	1	3	1	44	14.7
Frye	3-3	71	16-26	.615	7-10	.700	2-2	1.000	2	9	11	6	11-0	2	6	3	41	13.7
Brown	3-1	81	17-38	.447	2-10	.200	4-5	.800	3	12	15	8	3-0	0	2	1	40	13.3
Redd	1-0	21	5-9	.556	1-2	.500	2-2	1.000	0	3	3	1	0-0	0	1	0	13	13.0
Gortat	3-3	75	11-19	.579	0-0	—	7-11	.636	7	10	17	0	9-0	3	4	2	29	9.7
Morris	3-0	68	13-29	.448	1-6	.167	2-2	1.000	2	10	12	2	11-0	4	4	2	29	9.7
Telfair	3-0	52	12-16	.750	2-3	.667	3-6	.500	1	4	5	10	8-0	5	3	2	29	9.7
Lopez	3-0	59	4-12	.333	0-0	—	12-16	.750	3	9	12	3	11-0	0	4	8	20	6.7
Childress	1-0	20	3-5	.600	0-1	.000	0-0	—	0	4	4	2	0-0	0	0	0	6	6.0
Warrick	2-0	13	2-3	.667	0-0	—	5-6	.833	0	1	1	0	1-0	0	3	0	9	4.5
Price	1-0	5	0-0	—	0-0	—	0-0	—	0	2	2	1	0-0	0	0	0	0	0.0
<b>SUNS</b>	<b>3</b>	<b>720</b>	<b>135-250</b>	<b>.540</b>	<b>19-49</b>	<b>.388</b>	<b>53-66</b>	<b>.803</b>	<b>26</b>	<b>95</b>	<b>121</b>	<b>78</b>	<b>65-0</b>	<b>17</b>	<b>41</b>	<b>21</b>	<b>342</b>	<b>114.0</b>

PLAYER	G-GS	MIN	FG-FGA	PCT	3FG-FGA	PCT	FT-FTA	PCT	OFF	DEF	TOT	AST	PF-DQ	STL	TO	BLK	PTS	AVG
Love	3-3	116	26-67	.388	7-20	.350	19-22	.864	9	21	30	6	11-0	3	8	0	78	26.0
Pekovic	3-3	103	20-35	.571	0-0	—	9-12	.750	12	7	19	1	7-0	4	7	1	49	16.3
Rubio	1-1	31	3-7	.429	0-0	.000	7-7	1.000	1	1	2	2	2-0	2	1	0	13	13.0
Ridnour	2-2	75	9-18	.500	0-1	.000	7-7	1.000	2	4	6	17	6-0	3	5	1	25	12.5
Williams	3-0	57	13-27	.481	2-5	.400	7-12	.583	4	10	14	0	3-0	5	2	3	35	11.7
Beasley	3-0	64	12-26	.462	5-10	.500	1-2	.500	2	6	8	3	8-0	0	1	2	30	10.0
Johnson	3-3	75	13-26	.500	2-5	.400	2-2	1.000	1	9	10	3	6-0	2	4	3	30	10.0
Barea	2-1	47	8-20	.400	2-7	.286	1-4	.250	0	6	6	13	2-0	1	1	0	19	9.5
Ellington	2-0	44	6-12	.500	3-6	.500	0-0	—	0	1	1	4	4-0	0	1	0	15	7.5
Lee	1-0	23	4-14	.250	0-1	.000	3-4	.750	2	0	2	5	3-0	0	2	1	5	5.0
Webster	3-2	70	5-11	.455	0-0	—	3-4	.750	4	8	12	6	7-0	1	2	0	13	4.3
Randolph	2-0	10	0-5	.000	0-0	—	0-0	—	1	1	2	1	1-0	1	1	0	0	0.0
Tolliver	1-0	6	0-0	—	0-0	—	0-0	—	0	1	1	0	1-0	1	1	0	0	0.0
<b>TIMBERWOLVES</b>	<b>3</b>	<b>720</b>	<b>116-258</b>	<b>.450</b>	<b>21-57</b>	<b>.368</b>	<b>59-76</b>	<b>.776</b>	<b>38</b>	<b>75</b>	<b>113</b>	<b>61</b>	<b>61-0</b>	<b>23</b>	<b>37</b>	<b>11</b>	<b>312</b>	<b>104.0</b>

## Series Scores & Summary

Date	Site	Final	W/L	Date	Site	Final	W/L	Date	Site	Final	W/L	Date	Site	Final	W/L
12/29/89	Min	118-101	W	1/24/95	Min	100-85	W	1/23/01	Min	73-82	L	1/21/07	Phx	131-102	W
1/18/90	Phx	113-96	W	3/31/95	Phx	106-96	W	2/14/01	Phx	104-96	W	1/29/07	Min	112-121	L
3/10/90*	Min	101-98	W	12/1/95	Phx	111-105	W	4/6/01	Min	88-101	L	2/23/07	Min	116-104	W
3/23/90	Phx	120-99	W	1/4/96	Phx	93-98	L	1/18/02*	Phx	103-100	W	3/20/07	Phx	108-90	W
12/19/90	Phx	112-96	W	1/24/96	Min	101-91	W	2/13/02	Min	92-107	L	1/28/07	Min	93-100	L
1/7/91	Min	119-106	W	2/28/96	Min	117-93	W	3/8/02	Phx	81-76	W	1/18/08	Phx	115-95	W
3/10/91	Min	123-109	W	11/5/96	Phx	95-98	L	4/6/02	Min	104-108	L	1/23/08	Min	107-117	L
3/26/91	Phx	117-95	W	12/13/96	Min	105-108	L	12/30/02	Min	98-104	L	4/4/08	Phx	117-88	W
12/3/91	Min	101-95	W	2/16/97	Min	96-107	L	2/23/03	Min	97-99	L	11/26/08	Min	110-102	W
1/13/92	Phx	131-111	W	4/8/97	Phx	115-107	W	3/9/03	Phx	98-105	L	1/16/09	Phx	103-105	L
3/15/92	Min	118-113	W	11/18/97	Phx	90-108	L	4/5/03	Phx	111-94	W	4/11/09	Min	110-97	W
3/21/92	Phx	121-105	W	12/13/97	Min	101-112	L	12/3/03	Phx	79-92	L	11/1/09	Phx	120-112	W
11/14/92	Min	108-101	W	1/7/98	Min	92-77	W	1/25/04	Min	95-99	L	11/27/09	Min	120-95	W
1/27/93*	Min	117-116	W	3/25/98	Phx	97-99	L	2/17/04	Min	95-110	L	3/16/10	Phx	152-114	W
2/3/93	Phx	122-102	W	4/7/99	Phx	90-82	W	3/19/04	Phx	80-93	L	3/28/10	Min	111-105	W
4/14/93	Phx	98-84	W	4/28/99	Min	92-97	L	12/3/04	Phx	93-97	L	12/15/10	Phx	128-122	W
1/7/94	Min	110-103	W	5/5/99	Phx	100-96	W	1/4/05	Min	122-115	W	4/6/11	Min	108-98	W
2/9/94	Phx	111-106	W	11/13/99	Min	100-110	L	2/2/05	Min	108-79	W	4/11/11*	Phx	135-127	W
2/24/94	Min	120-101	W	2/10/00	Phx	101-85	W	4/1/05	Phx	107-98	W	3/1/12	Phx	104-95	W
3/4/94	Phx	106-101	W	3/14/00	Phx	107-100	W	12/26/05	Min	103-89	W	3/12/12	Phx	124-127	L
11/16/94	Phx	105-90	W	4/2/00	Min	87-86	W	2/6/06	Phx	101-103	L	4/9/12	Min	114-90	W
12/10/94	Min	103-89	W	1/7/01	Phx	88-108	L	3/11/06	Phx	110-102	W				*Overtime

## Suns Players Career Statistics vs. Timberwolves

PLAYER	G-GS	MIN	FG-FGA	PCT	3FG-FGA	PCT	FT-FTA	PCT	OFF	DEF	TOT	AST	PF-DQ	STL	TO	BLK	PTS	AVG	HI
Scola	17-16	491	111-219	.507	0-0	—	43-59	.729	44	105	149	41	49-0	16	32	5	265	15.6	25
Beasley	4-2	94	21-55	.382	0-4	.000	6-8	.750	6	16	22	5	12-0	7	4	3	48	12.0	14
Frye	21-10	516	86-172	.500	40-72	.556	20-24	.833	20	84	104	21	60-1	16	14	18	232	11.0	33
O'Neal	27-14	633	120-249	.482	0-2	.000	54-80	.675	45	108	153	34	83-2	9	47	42	294	10.9	30
Dudley	14-5	366	58-113	.513	20-40	.500	16-19	.842	13	35	48	21	16-0	16	11	3	152	10.9	28
Morris	3-0	68	13-29	.448	1-6	.167	2-2	1.000	2	10	12	2	11-0	4	4	2	29	9.7	21
Gortat	10-5	206	37-64	.578	0-1	.000	16-22	.727	19	40	59	3	26-0	5	13	9	90	9.0	20
Brown	13-2	231	41-95	.432	11-32	.344	13-15	.867	5	24	29	16	10-0	7	9	4	106	8.2	17
Dragic	11-1	242	34-79	.430	8-27	.296	11-18	.611	8	30	38	60	18-0	8	17	3	87	7.9	14
Telfair	14-2	211	26-68	.382	5-20	.250	13-19	.684	3	10	13	36	24-0	7	12	3	70	5.0	17

## Series Highlights & Top Performances

The Suns won the first 25 games in the series and have won 21 of the last 27 matchups... April 11, 2011, **Channing Frye** scored a career-high 33 points and tied a franchise record with nine three-point field goals... The Wolves' 121-112 win on January 29, 2007 snapped the Suns' franchise-record 17-game win streak... The 73 points scored by the Suns on January 23, 2001 was the team-low in the series... Minnesota claimed its first-ever series win January 4, 1996 with a 98-93 road victory... December 13, 1996, the Wolves won for the first time at home, 108-105... January 27, 1993 in Minnesota, **Charles Barkley** grabbed a series-high 24 rebounds... January 18, 1990 in Phoenix, **Kevin Johnson** dished out a series-best 17 assists.

## By The Numbers:

### Suns vs. Minnesota 2011-2012: 2-1

**3/1/12 at Phoenix:** Suns 104, Wolves 95

**3/12/12 at Phoenix:** Wolves 127, Suns 124

**4/9/12 at Minnesota:** Suns 114, Wolves 90

### All-Time Series Results:

**Suns vs. Wolves at Phoenix:** 33-12

**Suns vs. Wolves at Minnesota:** 26-16

**Suns vs. Wolves overall:** 59-28

**Suns largest margin of victory:** 38 (152-114, 3/16/10)

**Suns high point total:** 152 (3/16/10)

**Suns low point total:** 73 (1/23/01)

**Wolves largest margin of victory:** 20 (108-88, 1/7/01)

**Wolves high point total:** 127 (4/11/11\*)

**Wolves low point total:** 76 (3/8/02)

	HOME	AWAY
<b>Suns last win:</b>	3/1/12 (104-95)	4/9/12 (114-90)
<b>Suns last loss:</b>	3/12/12 (127-124)	1/23/08 (117-107)
<b>Streaks:</b>	Lost one	Won six

# New Orleans Hornets



5800 Airline Drive  
Metairie, LA 70003  
(504) 593-4700  
Fax: (504) 593-4702  
www.hornets.com

## 2012-2013 vs. Suns:

November 23 at Phoenix  
February 6 at New Orleans  
April 7 at Phoenix

## 2011-2012 Finish:

21-45 (.318)  
Fifth in Southwest Division

## Playoffs:

Did not qualify

**Owner/Chairman of the Board** Tom Benson

**President** Dennis Lauscha

**General Manager** Dell Demps

**Head Coach** Monty Williams

**Assistant Coaches** Randy Ayers, Dave Hanners, Bryan Gates, Fred Vinson

**Head Athletic Trainer** Jon Ishop

**Sr. VP of Comm./Broadcasting** Greg Bensel

**Vice President of Communications** Harold Kaufman

**Director of Basketball Communications** Dennis Rogers

**Home Court** New Orleans Arena (17,188, built in 1999)

**Team Colors** Creole Blue, Purple, Mardis Gras Gold

**Radio** WWL (105.3 FM) Sean Kelley, John DeShazier

**TV** Fox Sports New Orleans (Cable)  
Joel Meyers, David Wesley, Jennifer Hale

## 2011-2012 Regular Season Stats – Suns vs. Hornets

PLAYER	G-GS	MIN	FG-FGA	PCT	3FG-FGA	PCT	FT-FTA	PCT	OFF	DEF	TOT	AST	PF-DQ	STL	TO	BLK	PTS	AVG
Dudley	4-4	140	20-45	.444	5-14	.357	16-19	.842	2	17	19	6	5-0	4	1	0	61	15.3
Gortat	4-4	116	23-35	.657	0-0	—	15-22	.682	9	21	30	5	8-0	2	6	5	61	15.3
Nash	4-4	129	22-38	.579	4-7	.571	7-7	1.000	1	5	6	48	6-0	3	11	1	55	13.8
Frye	4-4	116	16-44	.364	3-18	.167	8-8	1.000	6	32	38	5	12-0	5	4	7	43	10.8
Lopez	4-0	69	11-22	.500	0-0	—	13-14	.929	4	8	12	3	11-0	0	5	2	35	8.8
Warrick	3-0	50	7-18	.389	0-2	.000	8-9	.889	3	10	13	1	3-0	0	4	1	22	7.3
Brown	4-1	75	11-29	.379	2-10	.200	5-5	1.000	2	7	9	2	5-0	5	9	1	29	7.3
Redd	1-0	14	2-3	.667	0-0	—	3-3	1.000	0	0	0	0	1-0	0	2	0	7	7.0
Hill	3-3	67	7-22	.318	0-6	.000	4-4	1.000	1	10	11	4	1-0	1	2	2	18	6.0
Childress	4-0	70	10-15	.667	2-7	.286	0-2	.000	5	11	16	2	4-0	2	1	1	22	5.5
Telfair	3-0	39	4-14	.286	1-4	.250	4-5	.800	0	1	1	4	8-0	2	2	0	13	4.3
Morris	3-0	36	4-12	.333	2-5	.400	2-2	1.000	4	6	10	3	8-0	2	2	3	12	4.0
Price	3-0	39	4-11	.364	2-5	.400	1-1	1.000	1	4	5	5	5-0	1	2	0	11	3.7
<b>SUNS</b>	<b>4</b>	<b>960</b>	<b>141-308</b>	<b>.458</b>	<b>21-78</b>	<b>.269</b>	<b>86-101</b>	<b>.851</b>	<b>38</b>	<b>132</b>	<b>170</b>	<b>88</b>	<b>77-0</b>	<b>27</b>	<b>55</b>	<b>23</b>	<b>389</b>	<b>97.3</b>

PLAYER	G-GS	MIN	FG-FGA	PCT	3FG-FGA	PCT	FT-FTA	PCT	OFF	DEF	TOT	AST	PF-DQ	STL	TO	BLK	PTS	AVG
Gordon	1-1	39	9-18	.500	0-6	.000	2-3	.667	0	4	4	3	4-0	1	1	0	20	20.0
Landry	3-2	80	14-36	.389	0-0	—	9-12	.750	8	8	16	3	10-0	2	4	0	37	12.3
Ariza	3-3	95	13-35	.371	2-8	.250	7-9	.778	7	12	19	6	9-0	3	5	1	35	11.7
Jack	3-3	98	15-38	.395	3-8	.375	2-2	1.000	1	6	7	15	5-0	1	6	1	35	11.7
Belinelli	4-3	124	16-45	.356	6-20	.300	4-6	.667	5	20	25	3	10-0	2	2	0	42	10.5
Smith	4-2	95	20-35	.571	0-0	—	2-3	.667	5	8	13	6	13-0	3	7	4	42	10.5
Vasquez	4-0	95	13-30	.433	5-10	.500	10-10	1.000	2	8	10	25	7-0	5	10	0	41	10.3
Okafor	3-3	84	8-21	.381	0-0	—	9-16	.563	10	21	31	6	9-0	0	3	4	25	8.3
Kaman	3-0	66	10-24	.417	0-0	—	2-2	1.000	6	6	12	2	8-0	2	9	4	22	7.3
Ayon	2-0	45	6-15	.400	0-0	—	2-2	1.000	2	7	9	3	6-0	4	3	0	14	7.0
Summers	1-1	15	2-5	.400	1-1	1.000	0-0	—	0	1	1	1	2-0	0	1	0	5	5.0
Henry (TOT)	1-0	22	1-4	.250	0-0	—	2-4	.500	0	1	1	0	2-0	1	2	0	4	4.0
Henry (NO)	1-0	22	1-4	.250	0-0	—	2-4	.500	0	1	1	0	2-0	1	2	0	4	4.0
Aminu	4-1	76	5-14	.357	1-2	.500	4-4	1.000	7	14	21	0	8-0	3	7	0	15	3.8
Ch. Johnson (TOT)	3-0	18	1-4	.250	0-0	—	4-4	1.000	1	2	3	1	2-0	0	1	2	6	2.0
Ch. Johnson (NO)	1-0	4	0-0	—	0-0	—	0-0	—	0	1	1	0	1-0	0	1	0	0	0.0
T. Johnson	1-0	4	0-1	.000	0-0	—	2-2	1.000	0	1	1	0	0-0	0	0	0	2	2.0
Thomas	2-1	13	1-1	1.000	0-0	—	0-0	—	0	2	2	0	2-0	1	0	0	2	1.0
Ca. Johnson	2-0	4	0-1	.000	0-0	—	0-0	—	0	1	1	1	0-0	0	0	0	0	0.0
<b>HORNETS</b>	<b>4</b>	<b>960</b>	<b>133-323</b>	<b>.412</b>	<b>18-55</b>	<b>.327</b>	<b>57-75</b>	<b>.760</b>	<b>53</b>	<b>121</b>	<b>174</b>	<b>74</b>	<b>96-0</b>	<b>28</b>	<b>62</b>	<b>15</b>	<b>341</b>	<b>85.3</b>



## Series Scores &amp; Summary

Date	Site	Final	W/L	Date	Site	Final	W/L	Date	Site	Final	W/L	Date	Site	Final	W/L
1/19/89	Char#	126-112	W	12/12/95	Phx	100-115	L	3/26/04	N.O.	99-94	W	10/30/08	Phx	95-108	L
1/24/89	Phx	106-103	W	3/17/96	Char	102-103	L	11/17/04	N.O.	95-84	W	12/3/08	N.O.	91-104	L
1/15/90*	Phx	118-108	W	1/10/97	Phx	102-90	W	11/26/04	Phx	95-86	W	4/8/09	N.O.	105-100	W
1/25/90	Char	124-97	W	2/19/97	Char	115-123	L	12/29/04	N.O.	107-96	W	11/11/09	Phx	124-104	W
3/21/90*	Phx	114-115	L	1/27/98**	Char	113-120	L	4/12/05	Phx	99-85	W	11/19/09	N.O.	103-110	L
3/29/90	Char	105-92	W	2/20/98	Phx	115-99	W	12/12/05	Phx	87-91	L	2/1/10	N.O.	109-100	W
2/25/91	Phx	128-108	W	3/17/99	Char	111-119	L	12/16/05	N.O.+	101-88	W	3/14/10	Phx	120-106	W
3/4/91	Char	126-93	W	1/4/00	Phx	86-80	W	3/6/06	N.O.%	101-88	W	1/30/11	Phx	104-102	W
11/29/91	Phx	131-111	W	1/29/00	Char	79-100	L	4/17/06	Phx	115-78	W	3/16/11	N.O.	95-100	L
1/4/92	Char	108-113	L	2/4/01	Phx	85-82	W	11/22/06	Phx	92-83	W	3/25/11	Phx	100-106	L
12/1/92	Phx	109-90	W	4/4/01	Char	103-94	W	3/9/07	Phx	104-103	W	4/8/11	N.O.	97-109	L
12/9/92	Char	110-101	W	3/8/02	Phx	82-88	L	4/6/07	N.O.%	103-95	W	12/26/11	Phx	84-85	L
1/11/94	Phx	93-95	L	3/16/02	Char	76-87	L	12/15/07	N.O.	98-101	L	12/30/11	N.O.	93-78	W
3/8/94	Char	89-97	L	1/20/03	N.O.	102-114	L	1/5/08	Phx	113-118	L	2/1/12	N.O.	120-103	W
2/26/95	Phx	103-92	W	3/1/03	Phx	92-97	L	2/6/08**	Phx	130-132	L	4/1/12	Phx	92-75	W
3/16/95	Char	108-105	W	12/11/03	Phx	101-111	L	2/27/08	N.O.	103-120	L				

\*Overtime

\*\*Double Overtime

# Charlotte Hornets

+Baton Rouge

% Oklahoma City

## Suns Players Career Statistics vs. Hornets

PLAYER	G-GS	MIN	FG-FGA	PCT	3FG-FGA	PCT	FT-FTA	PCT	OFF	DEF	TOT	AST	PF-DQ	STL	TO	BLK	PTS	AVG	HI
Beasley	9-6	290	53-120	.442	8-17	.471	23-27	.852	11	46	57	22	20-0	3	19	3	137	15.2	30
O'Neal	32-25	1021	168-371	.453	0-4	.000	102-138	.739	70	198	268	31	81-1	12	62	68	438	13.7	26
Dudley	15-6	446	66-128	.516	30-51	.588	40-52	.769	18	50	68	24	24-0	15	7	1	202	13.5	25
Gortat	12-5	272	52-83	.627	0-0	—	33-40	.825	22	59	81	10	20-0	2	11	11	137	11.4	25
Scola	19-18	607	82-199	.412	0-0	—	38-49	.776	35	132	167	30	64-1	16	31	7	202	10.6	16
Frye	21-13	563	85-205	.415	17-59	.288	25-27	.926	29	114	143	37	64-1	16	19	21	212	10.1	20
Johnson	6-5	178	23-56	.411	10-26	.385	2-2	1.000	3	14	17	17	13-0	4	5	4	58	9.7	24
Dragic	10-2	210	27-67	.403	12-33	.364	13-20	.650	6	24	30	45	20-0	6	18	1	79	7.9	23
Telfair	20-7	433	59-138	.428	15-38	.395	25-32	.781	4	26	30	65	48-0	12	36	1	158	7.9	20
Brown	13-1	234	30-83	.361	8-27	.296	14-14	1.000	5	16	21	11	21-0	11	14	4	82	6.3	16
Morris	3-0	36	4-12	.333	2-5	.400	2-2	1.000	4	6	10	3	8-0	2	2	3	12	4.0	7
Tucker	1-0	3	0-1	.000	0-0	—	0-0	—	0	0	0	0	0-0	0	0	0	0	0.0	0

## Series Highlights &amp; Top Performances

Phoenix has won 19 of the last 31 games overall... January 30, 2011, **Marcin Gortat** scored a then career-high 25 points... March 21, 1990 in Phoenix, **Kevin Johnson** tallied a series-best 20 assists... Despite KJ's explosion, the Hornets escaped with their first-ever victory over the Suns, 115-114, in overtime... January 15, 1990 in Phoenix, **Tom Chambers** poured in a Suns series-best 40 points in the Suns' 118-108 overtime win... January 27, 1998, **Glen Rice** hit a series-high 42 points, in the Hornets double-overtime victory over Phoenix (120-113)... **Alonzo Mourning** also blocked a series-high five shots on February 26, 1995, but Phoenix earned a 103-92 home win.

## By The Numbers:

## Suns vs. Hornets 2011-2012: 3-1

12/26/11 at Phoenix: Hornets 85, Suns 84

12/30/11 at New Orleans: Suns 93, Hornets 78

2/1/12 at New Orleans: Suns 120, Hornets 103

4/1/12 at Phoenix: Suns 92, Hornets 75

Suns largest margin of victory: 37 (115-78, 4/17/06)

Suns high point total: 131 (11/29/91)

Suns low point total: 76 (3/16/02)

Hornets largest margin of victory: 21 (100-79, 1/29/00)

Hornets high point total: 132 (2/6/08\*\*)

Hornets low point total: 78 (12/30/11)

## All-Time Series Results:

Suns vs. Hornets at Phoenix: 19-12

Suns vs. Hornets on road: 17-15

Suns vs. Hornets overall: 36-27

	HOME	AWAY
Suns last win:	4/1/12 (92-75)	2/1/12 (120-103)
Suns last loss:	12/26/11 (85-84)	4/8/11 (109-97)
Streaks:	Won one	Won two

# New York Knicks



**Madison Square Garden**  
**Two Pennsylvania Plaza**  
**New York, NY 10121-0091**  
**(212) 465-6471**  
**Fax: (212) 465-6498**  
**www.nyknicks.com**

## 2012-2013 vs. Suns:

December 2 at New York  
 December 26 at Phoenix

## 2011-2012 Finish:

**36-30 (.545)**  
 Second in Atlantic Division

## Playoffs:

Lost to Miami 4-1

<b>Executive Chairman</b>	James L. Dolan
<b>Exec. VP, Basketball Operations/GM</b>	Glen Grunwald
<b>Head Coach</b>	Mike Woodson
<b>Assistant Coaches</b>	Jim Todd Darrell Walker Herb Williams
<b>Head Athletic Trainer</b>	Roger Hinds
<b>Vice President, Public Relations</b>	Jonathan Supranowitz
<b>Manager, Media Relations</b>	Gregg Schwartz
<b>Home Court</b>	Madison Square Garden (19,763, built in 1968)
<b>Team Colors</b>	Orange, Blue, White
<b>Radio</b>	ESPN Radio (98.7 FM) Spero Dedes, John Andariese
<b>TV</b>	MSG Network (Cable) Mike Breen, Walt Frazier

## 2011-2012 Regular Season Stats – Suns vs. Knicks

PLAYER	G-GS	MIN	FG-FGA	PCT	3FG-FGA	PCT	FT-FTA	PCT	OFF	DEF	TOT	AST	PF-DQ	STL	TO	BLK	PTS	AVG
Nash	1-1	38	9-12	.750	2-3	.667	6-6	1.000	0	5	5	11	0-0	0	3	0	26	26.0
Brown	1-0	27	6-12	.500	2-3	.667	0-0	—	0	2	2	1	2-0	2	1	0	14	14.0
Hill	1-1	38	6-15	.400	0-0	—	2-2	1.000	1	4	5	3	3-0	0	1	0	14	14.0
Gortat	1-1	38	5-13	.385	0-0	—	1-2	.500	0	12	12	2	1-0	2	5	2	11	11.0
Frye	1-0	26	3-6	.500	3-4	.750	0-0	—	0	4	4	1	5-0	0	0	4	9	9.0
Warrick	1-0	16	3-6	.500	0-0	—	1-2	.500	0	3	3	1	0-0	0	3	0	7	7.0
Lopez	1-0	10	2-5	.400	0-0	—	1-2	.500	2	0	2	0	4-0	1	0	2	5	5.0
Morris	1-1	6	1-2	.500	0-0	—	1-2	.500	0	0	0	0	2-0	2	0	0	3	3.0
Telfair	1-0	10	1-3	.333	0-0	—	0-0	—	0	2	2	0	1-0	0	0	0	2	2.0
Dudley	1-0	17	0-4	.000	0-1	.000	0-0	—	0	1	1	1	1-0	0	1	0	0	0.0
Price	1-1	15	0-1	.000	0-1	.000	0-0	—	0	2	2	1	2-0	2	1	0	0	0.0
<b>SUNS</b>	<b>1</b>	<b>240</b>	<b>36-79</b>	<b>.456</b>	<b>7-12</b>	<b>.583</b>	<b>12-16</b>	<b>.750</b>	<b>3</b>	<b>35</b>	<b>38</b>	<b>21</b>	<b>21-0</b>	<b>9</b>	<b>15</b>	<b>8</b>	<b>91</b>	<b>91.0</b>

PLAYER	G-GS	MIN	FG-FGA	PCT	3FG-FGA	PCT	FT-FTA	PCT	OFF	DEF	TOT	AST	PF-DQ	STL	TO	BLK	PTS	AVG
Stoudemire	1-1	38	7-22	.318	0-0	—	9-10	.900	3	4	7	4	3-0	0	6	1	23	23.0
Shumpert	1-1	40	8-14	.571	3-6	.500	1-2	.500	2	2	4	2	4-0	4	3	0	20	20.0
Fields	1-1	36	6-12	.500	0-4	.000	5-9	.556	0	6	6	4	2-0	2	3	0	17	17.0
Anthony	1-1	38	5-22	.227	1-2	.500	1-4	.250	6	5	11	4	1-0	2	1	1	12	12.0
Chandler	1-1	38	3-4	.750	0-0	—	3-4	.750	5	12	17	2	2-0	2	1	0	9	9.0
Douglas	1-0	17	1-6	.167	0-1	.000	1-1	1.000	0	1	1	1	1-0	0	2	0	3	3.0
Harrellson	1-0	8	1-3	.333	0-1	.000	0-0	—	1	2	3	0	0-0	0	0	1	2	2.0
Jeffries	1-0	18	1-3	.333	0-1	.000	0-0	—	1	4	5	1	2-0	0	0	0	2	2.0
Bibby	1-0	6	0-0	—	0-0	—	0-0	—	0	0	0	1	1-0	1	0	0	0	0.0
<b>KNICKERBOCKERS</b>	<b>1</b>	<b>240</b>	<b>32-86</b>	<b>.372</b>	<b>4-15</b>	<b>.267</b>	<b>20-30</b>	<b>.667</b>	<b>18</b>	<b>36</b>	<b>54</b>	<b>19</b>	<b>16-0</b>	<b>11</b>	<b>17</b>	<b>3</b>	<b>88</b>	<b>88.0</b>

## Series Scores &amp; Summary

Date	Site	Final	%	Date	Site	Final	%	Date	Site	Final	%	Date	Site	Final	%
10/24/68	Phx	109-92	W	12/19/72	Phx	117-84	W	10/31/78	Phx	120-108	W	3/7/89	N.Y.	119-124	L
12/10/68	N.Y.	106-111	L	1/16/73	Phx	101-102	L	1/2/79	N.Y.	114-102	W	12/2/89	Phx	112-122	L
1/9/69	Phx	120-134	L	3/13/73	N.Y.	111-115	L	1/26/79	Phx	108-107	W	1/2/90	N.Y.	113-99	W
2/12/69	N.Y.	105-112	L	12/11/73	N.Y.	97-105	L	2/20/79	N.Y.	117-107	W	1/26/91	Phx	112-94	W
3/7/69	N.Y.	87-119	L	1/19/74	Phx	112-89	W	12/4/79	N.Y.	114-118	L	3/5/91	N.Y.	107-102	W
3/21/69	Phx	104-139	L	2/5/74	N.Y.	90-106	L	1/23/80	Phx	109-119	L	1/5/92*	N.Y.	104-108	L
10/21/69	N.Y.	116-140	L	3/20/74*	Phx	104-106	L	1/26/81	N.Y.	99-94	W	2/24/92	Phx	104-95	W
11/4/69	Phx	99-116	L	1/2/75	N.Y.	113-117	L	2/15/81	Phx	101-115	L	1/18/93	N.Y.	103-106	L
11/22/69	N.Y.	114-128	L	1/11/75	Phx	113-107	W	1/14/82	Phx	90-89	W	3/23/93	Phx	121-92	W
12/28/69	Phx	116-135	L	3/11/75	N.Y.	98-103	L	2/19/82	N.Y.	104-90	W	1/25/94	N.Y.	96-98	L
1/12/70 Salt Lake	114-130	L		3/19/75	Phx	96-101	L	1/4/83	N.Y.	97-85	W	2/27/94	Phx	92-78	W
2/24/70	N.Y.	105-121	L	11/11/75	Phx	112-81	W	4/2/83	Phx	115-108	W	12/16/94	Phx	106-85	W
11/17/70	N.Y.	100-103	L	12/30/75	N.Y.	88-114	L	12/8/83	Phx	120-97	W	1/29/95	N.Y.	88-107	L
12/20/70	Phx	118-133	L	1/11/76	Phx	98-99	L	3/13/84	N.Y.	96-117	L	11/7/95	N.Y.	102-94	W
1/14/71	Phx	107-88	W	3/30/76	N.Y.	113-97	W	1/30/85	Phx	110-93	W	2/25/96	Phx	113-105	W
2/23/71	N.Y.	97-114	L	12/11/76	N.Y.	96-112	L	3/12/85	N.Y.	123-119	W	1/18/97	Phx	105-98	W
3/18/71*	Phx	123-131	L	1/8/77	N.Y.	95-102	L	11/12/85	N.Y.	93-103	L	2/18/97	N.Y.	94-95	L
11/16/71	N.Y.	111-112	L	1/19/77	Phx	97-90	W	1/31/86	Phx	112-117	L	11/6/97	Phx	75-105	L
12/14/71	N.Y.	110-100	W	3/16/77	Phx	124-91	W	11/11/86	N.Y.	105-111	L	11/29/97	N.Y.	80-102	L
1/20/72	Phx	130-109	W	12/20/77	Phx	110-99	W	12/2/86	Phx	124-100	W	3/26/99	Phx	87-94	L
3/11/72	N.Y.	110-106	W	1/19/78	Phx	134-114	W	12/3/87	Phx	120-114	W	11/19/99	Phx	96-81	W
3/17/72	Phx	111-106	W	2/25/78	N.Y.	115-122	L	1/5/88	N.Y.	100-95	W	2/25/00	N.Y.	79-84	L
11/14/72	N.Y.	97-103	L	3/23/78	Phx	120-108	W	1/27/89	Phx	132-130	W	11/17/00	Phx	85-90	L

\*Overtime \*\*Double Overtime \*\*\*Triple Overtime

## Suns Players Career Statistics vs. Knicks

PLAYER	G-GS	MIN	FG-FGA	PCT	3FG-FGA	PCT	FT-FTA	PCT	OFF	DEF	TOT	AST	PF-DQ	STL	TO	BLK	PTS	AVG	HI
Beasley	9-7	313	73-141	.518	10-22	.455	17-26	.654	8	45	53	10	23-1	7	12	7	173	19.2	35
Scola	9-7	228	59-111	.532	0-1	.000	21-25	.840	11	48	59	15	28-1	6	12	0	139	15.4	24
O'Neal	36-34	1088	220-440	.500	2-4	.500	111-151	.735	61	219	280	58	117-2	18	77	64	553	15.4	33
Telfair	14-9	406	45-121	.421	10-30	.333	36-48	.750	1	30	31	63	41-1	11	29	3	148	10.6	27
Dragic	5-0	106	17-39	.436	3-13	.231	11-15	.733	1	1	2	21	10-0	8	13	2	48	9.6	17
Brown	7-1	119	25-44	.568	7-14	.500	8-9	.889	1	9	10	4	5-0	8	5	0	65	9.3	16
Frye	8-2	166	23-56	.411	7-15	.467	5-5	1.000	14	27	41	9	22-0	4	6	5	58	7.3	18
Dudley	9-1	197	24-53	.453	5-17	.294	8-11	.727	10	23	33	12	11-0	7	5	0	61	6.8	13
Johnson	3-3	89	8-17	.471	4-9	.444	0-0	—	2	5	7	6	5-0	0	3	3	20	6.7	15
Morris	1-1	6	1-2	.500	0-0	—	1-2	.500	0	0	0	0	2-0	2	0	0	3	3.0	3
Gortat	11-1	136	14-32	.438	0-0	—	4-6	.667	6	36	42	4	20-0	4	11	7	32	2.9	11

## Series Highlights &amp; Top Performances

Phoenix has won 12 of the last 16 contests, including seven of the last eight games at US Airways Center... December 29, 2006, **Steve Nash** scored his 10,000th career point on a three-pointer in the first quarter... March 23, 1993, at USAC, the Knicks and the Suns made NBA history for the most suspensions and fines issued in one game (21 players, \$300,000) due to a bench-clearing brawl that ensued when **Doc Rivers** charged **Kevin Johnson** after he retaliated for an earlier foul by Rivers... Both teams were left short handed as **KJ**, **Danny Ainge**, **Greg Anthony**, **Anthony Mason** and Rivers were all ejected from the game. The Suns won 121-92... March 7, 1989 at MSG, **Patrick Ewing** scored a series-high 40 points... Also in that game, **KJ** and **Tom Chambers** each scored 31, the only time in series history that two players from the same club reached the 30-point mark... February 25, 1978 in New York, **Bob McAdoo** had a series-high 23 rebounds... February 24, 1970 in New York, **Connie Hawkins** grabbed a Suns series-high 21 rebounds.

## By The Numbers:

## Suns vs. New York 2011-2012: 1-0

1/18/12 at New York: Suns 91, Knicks 88

Suns largest margin of victory: 36 (132-96, 3/26/10)

Suns high point total: 134 (1/19/78)

Suns low point total: 75 (11/6/97)

Knicks largest margin of victory: 35 (139-104, 3/21/69)

Knicks high point total: 140 (1/2/06 3ot, 10/21/69)

Knicks low point total: 72 (11/21/01)

## All-Time Series Results:

Suns vs. Knicks at Phoenix: 37-20

Suns vs. Knicks at New York: 20-37

Suns vs. Knicks overall: 57-57

	HOME	AWAY
Suns last win:	3/26/10 (132-96)	1/18/12 (91-88)
Suns last loss:	1/7/11 (121-96)	12/1/09 (126-99)

Streaks:	Lost one	Won two
----------	----------	---------

# Oklahoma City Thunder



**211 N. Robinson, Suite 300**  
**Oklahoma City, OK 73102**  
**(405) 208-4800**  
**Fax: (405) 429-7900**  
**www.thunder.nba.com**

**Chairman** Clayton I. Bennett  
**Exec. Vice President & General Manager** Sam Presti  
**Head Coach** Scott Brooks  
**Assistant Coaches** Mark Bryant  
Maurice Cheeks  
Rex Kalamian  
Brian Keefe  
**Head Athletic Trainer** Joe Sharpe  
**Director of Basketball Communications** Matt Tumbleson  
**Managers of Basketball Communications** Michael Ravina  
John Read

## 2012-2013 vs. Suns:

December 31 at Oklahoma City  
January 14 at Phoenix  
February 8 at Oklahoma City  
February 10 at Phoenix

## 2011-2012 Finish:

**47-19 (.712)**

First in Northwest Division

## Playoffs:

Defeated Dallas 4-0  
Defeated L.A. Lakers 4-1  
Defeated San Antonio 4-2  
Lost to Miami 4-1

**Home Court** Chesapeake Energy Arena (18,203)

**Team Colors** Blue, Red, Yellow, Dark Blue

**Radio** WWLS (98.1 FM/640 AM) Matt Pinto  
WKY (930 AM Spanish) Eleno Ornales

**TV** Fox Sports Oklahoma (Cable)  
Brian Davis, Grant Long

## 2011-2012 Regular Season Stats – Suns vs. Thunder

PLAYER	G-GS	MIN	FG-FGA	PCT	3FG-FGA	PCT	FT-FTA	PCT	OFF	DEF	TOT	AST	PF-DQ	STL	TO	BLK	PTS	AVG
Dudley	3-3	101	19-40	.475	4-13	.308	10-17	.588	8	14	22	4	2-0	4	3	1	52	17.3
Gortat	3-3	101	16-41	.390	0-0	—	17-21	.810	9	20	29	4	7-0	6	8	6	49	16.3
Warrick	1-0	24	5-8	.625	0-0	—	5-7	.714	1	1	2	3	1-0	0	0	0	15	15.0
Nash	3-3	90	12-25	.480	3-10	.300	5-6	.833	1	6	7	24	4-0	0	9	1	32	10.7
Brown	3-1	73	12-29	.414	2-8	.250	2-3	.667	1	4	5	4	3-0	2	2	1	28	9.3
Frye	3-3	74	11-28	.393	3-12	.250	3-3	1.000	6	14	20	7	8-0	0	4	1	28	9.3
Hill	2-2	46	5-13	.385	0-3	.000	6-6	1.000	0	4	4	2	8-0	1	3	2	16	8.0
Redd	2-0	25	6-16	.375	0-5	.000	3-3	1.000	1	4	5	1	0-0	0	3	0	15	7.5
Morris	3-0	46	6-12	.500	4-5	.800	5-9	.556	2	7	9	4	7-0	0	6	4	21	7.0
Lopez	3-0	43	5-10	.500	0-0	—	8-10	.800	5	5	10	0	6-0	0	0	2	18	6.0
Price	1-0	17	2-6	.333	0-1	.000	1-2	.500	0	0	0	1	2-0	0	2	0	5	5.0
Childress	2-0	39	4-10	.400	0-3	.000	0-0	—	3	6	9	2	3-0	2	1	0	8	4.0
Telfair	3-0	40	4-17	.235	1-5	.200	2-2	1.000	4	2	6	9	9-0	1	3	0	11	3.7
<b>SUNS</b>	<b>3</b>	<b>720</b>	<b>107-255</b>	<b>.420</b>	<b>17-65</b>	<b>.262</b>	<b>67-89</b>	<b>.753</b>	<b>41</b>	<b>87</b>	<b>128</b>	<b>65</b>	<b>60-0</b>	<b>16</b>	<b>44</b>	<b>18</b>	<b>298</b>	<b>99.3</b>

PLAYER	G-GS	MIN	FG-FGA	PCT	3FG-FGA	PCT	FT-FTA	PCT	OFF	DEF	TOT	AST	PF-DQ	STL	TO	BLK	PTS	AVG
Harden	3-0	97	21-35	.600	9-19	.474	29-30	.967	1	17	18	12	8-0	8	6	2	80	26.7
Durant	3-3	109	24-58	.414	4-10	.400	19-20	.950	3	20	23	11	11-0	6	12	5	71	23.7
Westbrook	3-3	97	25-51	.490	3-7	.429	11-14	.786	3	8	11	19	7-0	8	8	0	64	21.3
Ibaka	3-3	79	17-27	.630	0-1	.000	1-2	.500	13	13	26	2	7-0	0	4	6	35	11.7
Sefolosha	2-2	53	4-9	.444	2-5	.400	2-2	1.000	0	2	2	2	4-0	1	2	3	12	6.0
Collison	3-0	57	6-11	.545	0-0	—	5-6	.833	3	6	9	2	4-0	2	2	2	17	5.7
Fisher (TOT)	4-3	80	8-21	.381	2-6	.333	4-5	.800	1	5	6	5	7-0	1	6	0	22	5.5
Fisher (OKC)	1-0	17	1-7	.143	0-2	.000	3-3	1.000	0	1	1	0	2-0	0	0	0	5	5.0
Perkins	3-3	66	6-13	.462	0-0	—	3-4	.750	6	16	22	2	10-0	1	7	2	15	5.0
Cook	3-1	29	4-11	.364	4-10	.400	0-0	—	0	6	6	0	6-0	1	1	0	12	4.0
Hayward	2-0	18	3-5	.600	1-2	.500	0-0	—	0	0	0	0	3-0	0	1	0	7	3.5
Mohammed	3-0	39	4-8	.500	0-0	—	1-3	.333	3	10	13	3	8-0	0	0	2	9	3.0
Aldrich	1-0	6	1-2	.500	0-0	—	0-0	—	0	2	2	0	2-0	0	0	0	2	2.0
Jackson	2-0	12	1-3	.333	0-2	.000	0-0	—	0	0	0	1	0-0	0	0	0	2	1.0
Ivey	1-0	17	0-4	.000	0-4	.000	0-0	—	0	0	0	0	3-0	0	0	0	0	0.0
Maynor	1-0	23	0-4	.000	0-2	.000	0-0	—	2	0	2	6	2-0	1	4	0	0	0.0
<b>THUNDER</b>	<b>3</b>	<b>720</b>	<b>117-248</b>	<b>.472</b>	<b>23-64</b>	<b>.359</b>	<b>74-84</b>	<b>.881</b>	<b>34</b>	<b>101</b>	<b>135</b>	<b>60</b>	<b>77-0</b>	<b>28</b>	<b>51</b>	<b>22</b>	<b>331</b>	<b>110.3</b>

## Series Scores &amp; Summary

Date	Site	Final	%	Date	Site	Final	%	Date	Site	Final	%	Date	Site	Final	%	Date	Site	Final	%
10/18/68	Phx	116-107	W	10/17/74	Phx	114-97	W	2/20/81	Sea	111-112	L	2/28/87	Phx	105-112	L	1/4/94	Phx	106-112	L
10/30/68	Sea	115-108	W	10/25/74	Sea	97-106	L	3/22/81	Phx	107-91	W	4/7/87	Sea	127-125	W	3/24/94	Sea	106-116	L
11/15/68	Sea	124-134	L	1/29/75	Phx	85-99	L	10/31/81	Sea	84-94	L	11/7/87	Sea	96-112	L	4/10/94	Sea	108-111	L
12/16/68	Phx	108-118	L	2/5/75	Sea	107-102	W	1/2/82	Phx	120-97	W	12/12/87	Sea	110-129	L	4/19/94	Phx	122-116	W
10/30/68	Sea	118-120	L	2/6/75	Phx	112-105	W	2/28/82	Sea	103-98	W	12/23/87	Phx	102-103	L	11/11/94	Sea	123-129	L
1/7/69	Phx	116-112	W	3/23/75	Sea	102-96	W	3/21/82	Phx	105-115	L	3/15/88	Phx	111-90	W	12/14/94	Phx	111-93	W
11/29/69	Sea	129-130	L	4/6/75	Phx	111-114	L	4/6/82	Sea	91-102	L	4/2/88	Sea	107-151	L	3/3/95*	Phx	122-118	W
11/30/69	Phx	116-108	W	10/26/75	Sea	99-113	L	4/7/82	Phx	116-99	W	4/18/88	Phx	121-119	W	4/11/95	Sea	96-80	W
12/16/69	Sea	130-116	W	11/13/75	Phx	106-103	W	12/14/82	Sea	114-109	W	4/20/88	Sea	98-121	L	4/23/95	Phx	105-100	W
12/16/69	Sea	121-134	L	1/9/76	Phx	110-112	L	12/26/82	Sea	87-88	L	11/25/88	Phx	110-105	W	12/30/96*	Phx	112-123	L
1/31/70	Phx	131-134	L	2/8/76	Sea	107-101	W	1/2/83	Phx	116-99	W	12/13/88	Sea	116-126	L	2/13/96	Phx	98-102	L
12/27/70	Las Cruces	129-120	W	3/23/76	Phx	104-97	W	1/13/83	Phx	102-99	W	2/15/89	Phx	135-112	W	2/16/96	Sea	99-117	L
2/17/70	Sea	121-118	W	4/4/76	Sea	89-117	L	2/25/83	Sea	106-101	W	3/18/89	Phx	123-104	W	4/5/96**	Sea	121-130	L
10/21/70	Sea	106-110	L	4/10/76	Phx	121-95	W	4/13/83	Phx	109-96	W	4/6/89	Sea	126-119	W	11/7/96	Phx	98-103	L
11/26/70	Phx	126-115	W	11/5/76	Sea	84-88	L	11/1/83	Phx	93-103	L	4/22/89	Sea	121-111	W	11/29/96	Sea	92-105	L
12/19/70	Sea	131-135	L	11/27/76	Phx	119-107	W	11/8/83	Sea	116-123	L	1/6/90	Sea	110-120	L	3/26/97	Phx	109-107	W
1/30/71	Phx	134-116	W	1/23/77	Phx	98-88	W	1/13/84	Sea	99-103	L	1/20/90	Phx	117-98	W	3/30/97	Phx	107-106	W
5/20/71	Phx	114-107	W	3/27/77	Sea	121-100	W	1/21/84	Phx	131-102	W	2/7/90	Sea	128-124	W	12/28/97	Phx	97-106	L
12/19/71	Sea	127-130	L	10/25/77	Phx	93-86	W	3/21/84	Sea	102-104	L	3/24/90	Phx	121-95	W	3/1/98	Sea	87-89	L
12/25/71	Phx	116-96	W	12/27/77	Phx	131-105	W	4/6/84	Phx	117-108	W	4/14/90	Sea	89-96	W	3/21/98	Phx	109-102	W
11/5/72	Sea	110-118	L	12/30/77	Phx	110-121	L	12/28/84	Sea	102-87	W	11/29/90	Phx	128-110	W	4/6/98	Sea	102-92	W
1/21/72	Sea	128-113	W	4/7/78	Sea	83-95	L	12/3/84	Sea	96-108	L	1/25/91	Phx	128-113	W	3/4/99	Sea	110-93	W
3/25/72	Phx	118-98	W	12/29/78	Sea	92-119	L	1/9/85	Phx	94-88	W	2/23/91	Sea	120-110	W	4/14/99	Sea	101-94	W
10/21/72	Phx	129-117	W	1/11/79	Phx	106-109	L	2/5/85	Phx	120-109	W	3/22/91	Phx	105-111	L	4/18/99	Phx	99-93	L
10/27/72	Sea	115-120	L	2/16/79	Phx	104-119	W	4/2/85	Phx	119-109	W	4/19/91	Sea	93-104	L	11/21/99	Phx	99-86	W
12/10/72	Sea	102-110	L	3/30/79	Phx	113-111	W	4/7/85	Sea	125-110	W	11/1/91	Sea	99-95	W	1/11/00	Sea	88-101	L
1/25/73	Phx	112-109	W	10/16/79	Phx	102-86	W	11/15/85	Phx	117-99	W	12/17/92	Sea	96-98	L	2/4/00	Sea	86-94	L
2/8/73	Phx	125-112	W	10/26/79	Sea	92-86	W	12/17/85	Sea	104-99	W	3/5/92	Phx	118-105	W	2/6/00	Phx	105-93	W
3/28/73	Sea	127-125	W	11/28/79	Sea	116-127	L	1/5/86	Sea	114-87	W	4/9/92	Sea	104-119	W	1/14/01	Sea	97-106	L
10/10/73	Phx	115-111	W	3/5/80	Phx	127-111	W	1/17/86	Phx	103-100	W	4/14/92	Phx	122-100	W	1/17/01	Sea	91-80	W
12/21/73	Sea	112-116	L	3/25/80	Sea	99-104	L	3/26/86	Phx	120-107	W	11/16/92	Phx	117-108	W	3/22/01	Sea	91-88	W
12/26/73	Phx	113-109	W	3/26/80	Phx	109-99	W	3/30/86	Sea	89-103	L	12/26/92	Phx	113-110	W	4/13/01	Phx	109-100	W
12/17/73	Phx	111-100	W	10/25/80	Sea	100-75	W	11/28/86	Phx	104-117	L	1/12/93	Sea	113-122	L	11/13/01	Phx	92-91	W
1/13/74	Phx	112-123	L	11/26/80	Phx	113-103	W	12/19/86	Phx	106-108	W	2/13/93	Sea	84-85	L	2/6/02	Sea	79-80	L
3/17/74	Sea	133-108	W	12/22/80	Phx	109-98	W	1/6/87	Phx	108-138	L	4/16/93	Phx	102-108	L	2/19/02	Phx	91-103	L
3/27/74	Sea	122-127	L	1/13/81	Sea	104-99	W	1/31/87*	Sea	112-118	L	12/23/93	Sea	87-86	W	4/9/02	Phx	99-92	W

\*Overtime \*\*Double Overtime \*\*\*Triple Overtime

## Suns Players Career Statistics vs. Thunder

PLAYER	G-65	MIN	FG-FGA	PCT	3FG-FGA	PCT	FT-FTA	PCT	OFF	DEF	TOT	AST	PF-DQ	STL	TO	BLK	PTS	AVG	HI
Beasley	10-7	306	83-183	.454	5-22	.227	16-25	.640	16	38	54	18	28-0	6	29	7	187	18.7	30
Scola	19-17	552	124-264	.470	0-0	—	44-62	.710	32	94	126	24	49-0	12	25	7	292	15.4	31
O'Neal	29-19	709	131-264	.496	1-3	.333	79-111	.712	63	145	208	45	61-0	9	43	42	342	11.8	30
Gortat	9-4	243	39-96	.406	0-0	—	28-36	.778	18	49	67	10	22-0	9	15	16	106	11.8	28
Frye	20-10	464	71-153	.464	11-40	.275	34-37	.919	28	77	105	19	54-1	5	15	15	187	9.4	24
Dragic	10-4	253	34-72	.472	11-26	.423	12-16	.750	5	27	32	45	17-0	8	23	1	91	9.1	20
Dudley	16-6	398	40-100	.400	11-37	.297	29-43	.674	29	45	74	19	31-0	14	14	3	120	7.5	21
Morris	3-0	46	6-12	.500	4-5	.800	5-9	.556	2	7	9	4	7-0	0	6	4	21	7.0	15
Johnson	7-6	186	18-42	.429	8-18	.444	4-7	.571	5	15	20	13	15-0	5	8	1	48	6.9	13
Telfair	21-8	443	54-132	.409	11-28	.393	15-25	.600	7	25	32	73	47-0	14	26	5	134	6.4	18
Brown	14-1	210	32-79	.405	4-18	.222	9-11	.818	6	16	22	13	17-0	6	10	1	77	5.5	12
Tucker	1-0	2	0-0	—	0-0	—	0-0	—	0	0	0	0	0-0	0	0	0	0	0.0	0

## Series Highlights &amp; Top Performances

Phoenix has won 11 of the last 19 matchups... April 18, 2012, **James Harden** scored a career-high 40 points and led Oklahoma City to a 109-97 win... The Suns scored a season-high 149 points vs. Seattle on January 22, 2006 in a double-overtime loss, the fourth highest point total in franchise history... April 16, 2003, Phoenix recorded a series-low 70 points in final game of regular season at Seattle... The first game in Suns history was against Seattle on October 18, 1968 and was a 116-107 win... The Sonics set an NBA record low with 19 rebounds on April 14, 1999... **Tom Chambers** netted a Suns record 60 points in the Suns' 121-95 victory March 24, 1990 in Phoenix... January 21, 1972 at Seattle, Suns forward **Paul Silas** grabbed a series-high 26 rebounds.

## By The Numbers:

## Suns vs. Okla. City 2011-2012: 0-3

12/31/11 at Oklahoma City: Thunder 107, Suns 97

3/7/12 at Oklahoma City: Thunder 115, Suns 104

4/18/12 at Phoenix: Thunder 109, Suns 97

## All-Time Series Results:

Suns vs. Thunder at Phoenix: 76-29

Suns vs. Thunder on road: 45-64

Suns vs. Thunder overall: 121-93

Suns largest margin of victory: 30 (116-86, 12/25/71)

Suns high point total: 149 (1/22/06\*\*)

Suns low point total: 70 (4/16/03)

Thunder largest margin of victory: 44 (151-107, 4/18/88)

Thunder high point total: 152 (1/22/06\*\*)

Thunder low point total: 75 (10/25/80)

	HOME	AWAY
Suns last win:	3/14/09 (106-95)	12/19/10 (113-110)
Suns last loss:	4/18/12 (109-97)	3/7/12 (115-104)
Streaks:	Lost four	Lost three

# Orlando Magic



8701 Maitland Summit Blvd.  
Orlando, FL 32810  
(407) 916-2400  
Fax: (407) 916-2830  
www.orlandomagic.com

## 2012-2013 vs. Suns:

November 4 at Orlando  
December 9 at Phoenix

## 2011-2012 Finish:

**37-29 (.561)**  
Third in Southeast Division

## Playoffs:

Lost to Indiana 4-1

<b>Senior Chairman</b>	Rich DeVos
<b>Chairman</b>	Dan DeVos
<b>General Manager</b>	Rob Hennigan
<b>Head Coach</b>	Jacque Vaughn
<b>Assistant Coaches</b>	James Borrego Wes Unseld Jr. Brett Gunning
<b>Assistant Coaches/Player Development</b>	Laron Profit, Luke Stuckey
<b>Head Athletic Trainer</b>	Keon Weise
<b>Sr. Vice President of Communications</b>	Joel Glass
<b>Director of Communications</b>	George Galante
<b>Asst. Director of Communications</b>	Trish Wingerson
<b>Communications Manager</b>	Melanie Curtsinger
<b>Home Court</b>	Amway Center (18,846, built in 2010)
<b>Team Colors</b>	Blue, Silver, Black
<b>Radio</b>	WDBO (96.5 FM, 580 AM) Dennis Neumann, Richie Adubat EOrlandoMagic.com (Spanish) Joey Colon
<b>TV</b>	Fox Sports Florida (Cable) David Steele, Matt Guokas

## 2011-2012 Regular Season Stats – Suns vs. Magic

PLAYER	G-GS	MIN	FG-FGA	PCT	3FG-FGA	PCT	FT-FTA	PCT	OFF	DEF	TOT	AST	PF-DQ	STL	TO	BLK	PTS	AVG
Dudley	1-1	30	7-10	.700	1-1	1.000	2-3	.667	1	5	6	2	2-0	1	2	0	17	17.0
Lopez	1-0	22	6-11	.545	0-0	—	2-5	.400	5	3	8	1	3-0	1	1	0	14	14.0
Nash	1-1	27	4-7	.571	0-0	—	4-5	.800	0	2	2	2	1-0	2	5	0	12	12.0
Brown	1-0	21	5-10	.500	0-2	.000	0-0	—	0	1	1	0	1-0	0	2	0	10	10.0
Telfair	1-0	21	3-8	.375	1-1	1.000	3-4	.750	0	4	4	3	1-0	2	1	0	10	10.0
Frye	1-1	22	4-10	.400	1-5	.200	0-0	—	0	2	2	1	2-0	1	1	0	9	9.0
Morris	1-0	26	4-8	.500	1-3	.333	0-0	—	1	2	3	0	3-0	1	2	0	9	9.0
Hill	1-1	27	3-7	.429	0-0	—	0-0	—	0	4	4	2	2-0	1	1	0	6	6.0
Gortat	1-1	26	1-7	.143	0-0	—	2-2	1.000	4	5	9	3	3-0	0	1	3	4	4.0
Price	1-0	6	1-1	1.000	0-0	—	0-0	—	0	0	0	1	1-0	1	0	0	2	2.0
Redd	1-0	12	0-0	—	0-0	—	0-0	—	0	1	1	1	0-0	0	1	0	0	0.0
<b>SUNS</b>	<b>1</b>	<b>240</b>	<b>38-79</b>	<b>.481</b>	<b>4-12</b>	<b>.333</b>	<b>13-19</b>	<b>.684</b>	<b>11</b>	<b>29</b>	<b>40</b>	<b>16</b>	<b>19-0</b>	<b>10</b>	<b>17</b>	<b>3</b>	<b>93</b>	<b>93.0</b>

PLAYER	G-GS	MIN	FG-FGA	PCT	3FG-FGA	PCT	FT-FTA	PCT	OFF	DEF	TOT	AST	PF-DQ	STL	TO	BLK	PTS	AVG
Anderson	1-1	38	9-16	.563	7-12	.583	4-6	.667	2	2	4	1	1-0	0	3	0	29	29.0
Howard	1-1	35	11-16	.688	0-0	—	6-10	.600	6	10	16	0	0-0	0	2	3	28	28.0
Davis	1-0	21	6-12	.500	0-0	—	4-5	.800	3	4	7	2	1-0	1	0	0	16	16.0
Redick	1-0	24	4-8	.500	2-4	.500	0-0	—	0	1	1	4	1-0	1	4	0	10	10.0
Nelson	1-1	26	4-6	.667	1-2	.500	0-0	—	1	1	2	3	4-0	1	1	0	9	9.0
Turkoglu	1-1	25	3-6	.500	1-1	1.000	0-0	—	0	2	2	3	1-0	2	3	1	7	7.0
Duhon	1-0	20	1-6	.167	0-0	—	0-0	—	0	2	2	3	0-0	0	1	0	2	2.0
Q. Richardson	1-0	22	1-5	.200	0-1	.000	0-0	—	0	3	3	2	2-0	0	0	0	2	2.0
Clark	1-0	2	0-0	—	0-0	—	0-0	—	0	0	0	0	1-0	0	1	0	0	0.0
Harper	1-0	2	0-1	.000	0-0	—	0-0	—	0	0	0	0	1-0	0	0	0	0	0.0
Liggins	1-0	2	0-0	—	0-0	—	0-0	—	0	0	0	0	0-0	0	0	0	0	0.0
J. Richardson	1-1	23	0-7	.000	0-3	.000	0-0	—	2	4	6	5	1-0	1	2	0	0	0.0
Smith (TOT)	2-0	2	0-0	—	0-0	—	0-0	—	0	0	0	0	0-0	0	0	0	0	0.0
Smith (ORL)	1-0	2	0-0	—	0-0	—	0-0	—	0	0	0	0	0-0	0	0	0	0	0.0
<b>MAGIC</b>	<b>1</b>	<b>240</b>	<b>39-83</b>	<b>.470</b>	<b>11-23</b>	<b>.478</b>	<b>14-21</b>	<b>.667</b>	<b>14</b>	<b>29</b>	<b>43</b>	<b>23</b>	<b>13-0</b>	<b>6</b>	<b>17</b>	<b>4</b>	<b>103</b>	<b>103.0</b>



## Series Scores & Summary

Date	Site	Final	W/L	Date	Site	Final	W/L
11/24/89	Phx	121-94	W	2/28/01	Phx	91-97	L
1/22/90	Orl	126-103	W	11/14/01	Phx	92-93	L
12/8/90	Orl	113-109	W	3/13/02*	Orl	114-119	L
12/13/90	Phx	125-114	W	12/16/02	Phx	87-84	W
1/29/91	Orl	112-114	L	1/24/03	Orl	110-107	W
2/27/91	Phx	116-124	L	11/20/03	Phx	96-89	W
12/6/91	Orl	122-105	W	12/8/03	Orl	98-105	L
1/10/92	Phx	118-107	W	12/13/04	Phx	121-100	W
12/11/92	Orl	108-107	W	3/26/05	Orl	118-116	W
2/7/93	Phx	121-105	W	1/24/06	Orl	102-111	L
12/17/93	Phx	101-104	L	3/3/06	Phx	123-118	W
3/13/94	Orl	100-93	W	12/11/06	Orl	103-89	W
1/22/95*	Phx	111-110	W	1/13/07	Phx	107-101	W
3/21/95	Orl	102-126	L	11/10/07	Orl	106-96	W
1/17/96	Phx	95-113	L	11/30/07	Phx	110-106	W
3/10/96	Orl	106-122	L	12/12/08	Phx	113-112	W
1/29/97	Orl	105-112	L	3/3/09	Orl	99-111	L
3/9/97	Phx	121-85	W	11/4/09	Orl	100-122	L
1/16/98	Phx	111-86	W	12/11/09	Phx	106-103	W
1/31/98	Orl	96-94	W	11/18/10	Orl	89-105	L
12/7/99	Phx	110-107	W	3/13/11	Phx	88-111	L
1/31/00	Orl	117-113	W	3/21/12	Orl	93-103	L
2/20/01	Orl	110-104	W				

\*Overtime

## Suns Players Career Statistics vs. Magic

PLAYER	G-65	MIN	FG-FGA	PCT	3FG-FGA	PCT	FT-FTA	PCT	OFF	DEF	TOT	AST	PF-DQ	STL	TO	BLK	PTS	AVG	HI
O'Neal	35-31	1076	202-465	.434	1-4	.250	118-165	.715	85	212	297	58	126-1	21	88	82	523	14.9	38
Scola	9-7	213	41-89	.461	0-1	.000	17-21	.810	11	34	45	12	21-0	3	7	0	99	11.0	19
Beasley	9-4	220	37-95	.389	3-16	.188	20-24	.833	10	32	42	8	12-0	2	12	2	97	10.8	22
Morris	1-0	26	4-8	.500	1-3	.333	0-0	—	1	2	3	0	3-0	1	2	0	9	9.0	9
Dudley	11-1	197	33-63	.524	7-19	.368	18-25	.720	12	23	35	9	20-0	10	10	1	91	8.3	19
Gortat	2-1	54	7-16	.438	0-0	—	2-2	1.000	4	9	13	4	5-0	0	1	4	16	8.0	12
Telfair	14-4	276	37-99	.374	8-28	.286	28-33	.848	1	21	22	43	30-0	14	22	1	110	7.9	21
Brown	7-0	115	22-57	.386	3-17	.176	6-9	.667	3	5	8	5	3-0	9	5	1	53	7.6	22
Frye	14-6	293	42-100	.420	6-22	.273	14-26	.538	19	44	63	12	46-0	7	12	8	104	7.4	18
Dragic	5-1	95	13-29	.448	3-12	.250	5-8	.625	4	9	13	17	7-0	4	14	0	34	6.8	15
Johnson	3-3	72	7-21	.333	0-4	.000	4-4	1.000	2	8	10	5	6-0	0	3	2	18	6.0	8

## Series Highlights & Top Performances

The Suns have won 28 of 45 matchups against the Magic, including eight of the last nine games at US Airways Center... March 13, 2011, **Dwight Howard** won his first game at US Airways Center (1-6)... December 13, 2004, Phoenix set a new record for best start in franchise history (18-3)... March 9, 1997, **Wesley Person** connected on a series-best and career-high tying seven treys as the Suns gained a 121-85 win, the largest margin of victory in the series... Series bests: **Charles Barkley** grabbed 20 rebounds in a Suns' 100-93 win on March 13, 1994 in Orlando... January 22, 1990 in Orlando, **Kevin Johnson** dished out 17 assists in Suns' 126-103 win.

## By The Numbers:

### Suns vs. Orlando 2011-2012: 0-1

3/21/12 at Orlando: Magic 103, Suns 93

### All-Time Series Results:

Suns vs. Magic at Phoenix: 16-6

Suns vs. Magic at Orlando: 12-11

Suns vs. Magic overall: 28-17

Suns largest margin of victory: 36 (121-85, 3/9/97)

Suns high point total: 126 (1/22/90)

Suns low point total: 87 (12/16/02)

Magic largest margin of victory: 23 (111-88, 3/13/11)

Magic high point total: 124 (2/27/91)

Magic low point total: 84 (12/16/02)

	HOME	AWAY
Suns last win:	12/11/09 (106-103)	11/10/07 (106-96)
Suns last loss:	3/13/11 (111-88)	3/21/12 (103-93)
Streaks:	Lost one	Lost four

# Philadelphia 76ers



3601 South Broad Street  
Philadelphia, PA 19148  
(215) 339-7666  
Fax: (215) 339-7632  
www.sixers.com

## 2012-2013 vs. Suns:

November 25 at Philadelphia  
January 2 at Phoenix

## 2011-2012 Finish:

**35-31 (.530)**

Third in Atlantic Division

## Playoffs:

Defeated Chicago 4-2  
Lost to Boston 4-3

<b>Managing Owner</b>	Josh Harris
<b>President of Basketball Operations</b>	Rod Thorn
<b>Senior VP of Basketball Operations</b>	Tony DiLeo
<b>Head Coach</b>	Doug Collins
<b>Associate Head Coach</b>	Michael Curry
<b>Assistant Coaches</b>	Brian James Aaron McKie Jeff Capel
<b>Athletic Trainer</b>	Kevin Johnson
<b>Director of Public Relations</b>	Mike Preston
<b>Public Relations Coordinators</b>	Sean McCloskey Rebecca Timms
<b>Home Court</b>	Wells Fargo Center (20,328, built in 1996)
<b>Team Colors</b>	Red, White, Blue
<b>Radio</b>	WPEN (97.5 FM, 950 AM) Tom McGinnis
<b>TV</b>	Comcast SportsNet , The Comcast Network Marc Zumoff, Malik Rose

## 2011-2012 Regular Season Stats – Suns vs. 76ers

PLAYER	G-GS	MIN	FG-FGA	PCT	3FG-FGA	PCT	FT-FTA	PCT	OFF	DEF	TOT	AST	PF-DQ	STL	TO	BLK	PTS	AVG
Price	1-0	31	7-13	.538	1-4	.250	1-1	1.000	0	1	1	4	3-0	1	2	1	16	16.0
Hill	1-1	27	4-12	.333	0-0	—	6-6	1.000	0	2	2	2	1-0	0	0	0	14	14.0
Warrick	1-0	32	7-13	.538	0-0	—	0-0	—	0	3	3	0	1-0	0	0	1	14	14.0
Morris	1-0	27	4-5	.800	1-2	.500	0-0	—	1	2	3	1	3-0	0	1	0	9	9.0
Lopez	1-0	20	3-4	.750	0-0	—	1-2	.500	1	5	6	3	1-0	0	0	0	7	7.0
Telfair	1-0	6	2-3	.667	0-0	—	3-4	.750	1	0	1	1	0-0	1	0	0	7	7.0
Brown	1-0	21	3-7	.429	0-0	—	0-1	.000	0	3	3	1	0-0	0	1	0	6	6.0
Gortat	1-1	18	1-6	.167	0-0	—	2-2	1.000	3	5	8	0	0-0	0	1	1	4	4.0
Nash	1-1	17	2-11	.182	0-3	.000	0-0	—	0	0	0	1	4-0	0	6	0	4	4.0
Frye	1-1	13	0-4	.000	0-1	.000	2-2	1.000	2	6	8	0	0-0	0	1	0	2	2.0
Childress	1-0	6	0-0	—	0-0	—	0-0	—	0	0	0	0	0-0	0	0	0	0	0.0
Dudley	1-1	24	0-2	.000	0-1	.000	0-0	—	0	4	4	2	4-0	1	0	0	0	0.0
<b>SUNS</b>	<b>1</b>	<b>240</b>	<b>33-80</b>	<b>.413</b>	<b>2-11</b>	<b>.182</b>	<b>15-18</b>	<b>.833</b>	<b>8</b>	<b>31</b>	<b>39</b>	<b>15</b>	<b>17-0</b>	<b>3</b>	<b>12</b>	<b>3</b>	<b>83</b>	<b>83.0</b>

PLAYER	G-GS	MIN	FG-FGA	PCT	3FG-FGA	PCT	FT-FTA	PCT	OFF	DEF	TOT	AST	PF-DQ	STL	TO	BLK	PTS	AVG
Holiday	1-1	33	5-15	.333	0-3	.000	5-7	.714	2	1	3	2	2-0	1	1	0	15	15.0
Iguodala	1-1	27	5-7	.714	3-3	1.000	2-2	1.000	0	4	4	6	2-0	4	1	0	15	15.0
T. Young	1-0	26	7-14	.500	0-0	—	1-1	1.000	2	3	5	0	1-0	0	0	0	15	15.0
Williams	1-0	25	3-11	.273	2-4	.500	5-6	.833	1	2	3	5	2-0	0	1	0	13	13.0
Meeks	1-1	30	5-8	.625	2-5	.400	0-0	—	0	0	0	1	3-0	0	0	0	12	12.0
Turner	1-0	29	6-9	.667	0-1	.000	0-0	—	0	7	7	2	4-0	1	0	0	12	12.0
Hawes	1-1	26	4-7	.571	0-0	—	1-1	1.000	2	9	11	3	3-0	2	4	2	9	9.0
Vucevic	1-0	20	3-6	.500	0-0	—	0-0	—	3	3	6	2	2-0	1	2	0	6	6.0
Brand	1-1	21	2-7	.286	0-0	—	0-1	.000	2	7	9	1	0-0	2	1	0	4	4.0
Brackins	1-0	3	1-2	.500	0-1	.000	0-0	—	0	0	0	0	0-0	0	0	0	2	2.0
S. Young (TOT)	1-0	12	0-2	.000	0-0	—	0-0	—	1	0	1	0	1-0	0	1	0	0	0.0
<b>76ERS</b>	<b>1</b>	<b>240</b>	<b>41-86</b>	<b>.477</b>	<b>7-17</b>	<b>.412</b>	<b>14-18</b>	<b>.778</b>	<b>12</b>	<b>36</b>	<b>48</b>	<b>22</b>	<b>19-0</b>	<b>11</b>	<b>12</b>	<b>2</b>	<b>103</b>	<b>103.0</b>

## Series Scores &amp; Summary

Date	Site	Final	W/L	Date	Site	Final	W/L	Date	Site	Final	W/L	Date	Site	Final	W/L
11/19/68	Phil	110-126	L	12/19/73	Phx	98-101	L	3/1/84	Phil	112-100	W	2/2/98	Phil	106-97	W
11/26/68	Phx	119-126	L	3/15/74	Hershey	101-108	L	3/17/84	Phil	112-131	L	2/24/98	Phx	84-85	L
12/11/68	Phil	123-143	L	10/30/74	Phil	104-99	W	11/23/84*	Phx	117-119	L	11/4/99	Phx	84-80	W
12/17/68	Phx	128-145	L	11/13/74	Phx	105-100	W	1/7/85	Phil	99-100	L	1/26/00	Phil	93-87	W
2/4/69	Phx	125-116	W	1/21/75	Phx	95-101	L	12/28/85	Phx	98-100	L	2/18/01	Phil	98-104	L
2/26/69	Phil	97-104	L	3/14/75	Phil	97-108	L	1/22/86	Phil	111-118	L	3/23/01	Phx	84-71	W
12/22/69	Phil	119-122	L	11/7/75	Phil	99-103	L	11/14/86	Phil	127-97	W	1/2/02	Phx	81-102	L
11/13/69	Phx	110-124	L	12/11/75	Phx	106-110	L	1/19/87	Phil	104-107	L	4/3/02*	Phil	83-89	L
12/16/69	Phx	119-141	L	1/31/76	Phx	119-105	W	12/28/87	Phil	117-101	W	12/13/02	Phil	99-91	W
1/10/70	Phil	119-117	W	3/10/76	Phil	108-125	L	1/4/88	Phil	114-122	L	1/2/03	Phx	96-78	W
2/3/70	Phx	131-123	W	12/15/76	Phil	87-97	L	2/24/89	Phil	120-95	W	12/28/03	Phx	100-92	W
2/15/70	Phil	125-159	L	1/27/77	Phx	111-94	W	3/6/89	Phil	110-106	W	3/24/04	Phil	94-99	L
11/21/70	Phil	125-119	W	2/18/77	Phil	102-96	W	2/24/90	Phx	129-99	W	11/5/04	Phil	108-98	W
12/22/70*	Phx	129-133	L	12/21/77	Phil	119-125	L	4/1/90	Phil	112-141	L	3/30/05	Phx	116-87	W
1/9/71	Phil	112-123	L	1/27/78	Phx	110-101	W	12/28/90	Phil	115-96	W	1/4/06	Phx	105-85	W
1/22/71	Phil	116-117	L	3/5/78	Phx	92-104	L	2/1/91	Phil	89-96	L	1/31/06	Phil	123-99	W
2/26/71	Phil	108-94	W	11/17/78	Phil	94-95	L	3/13/92	Phil	108-104	W	11/17/06	Phx	106-94	W
10/29/71**	Phil	137-135	W	1/6/79	Phil	143-139	W	3/27/92	Phx	117-113	W	2/28/07	Phil	94-99	L
11/23/71	Phx	128-107	W	1/24/79	Phil	101-94	W	3/3/93	Phx	125-115	W	3/1/08	Phx	114-119	L
12/21/71	Phx	124-119	W	3/4/79	Phx	119-94	W	3/28/93	Phil	110-100	W	3/28/08	Phil	107-93	W
1/8/72	Phil	119-130	L	12/8/79	Phil	96-117	L	12/30/93	Phil	119-107	W	2/9/09	Phil	91-108	L
2/8/72	Phil	120-108	W	1/27/80	Phx	125-118	W	1/28/94	Phil	108-103	W	3/18/09	Phx	126-116	W
11/12/72	Phil	119-108	W	1/25/81	Phil	93-98	L	1/4/95	Phil	127-122	W	11/9/09	Phil	119-115	W
12/7/72	Pitt	117-102	W	2/22/81	Phx	116-110	W	1/27/95	Phil	108-107	W	2/24/10	Phx	106-95	W
2/10/73	Phil	126-121	W	12/27/81	Phx	99-96	W	12/27/95	Phil	105-90	W	12/29/10	Phil	110-123	L
3/14/73	Phil	120-114	W	2/1/82	Phil	102-109	L	3/15/96	Phil	128-102	W	1/24/11	Phil	95-105	L
11/7/73	Phil	115-122	L	12/2/82	Phil	108-116	L	11/9/96	Phil	95-112	L	12/28/11	Phx	83-103	L
11/15/73	Phx	116-94	W	1/26/83	Phil	102-113	L	2/26/97	Phx	111-104	W				

\*Overtime

\*\*Double Overtime

## Suns Players Career Statistics vs. 76ers

PLAYER	G-GS	MIN	FG-FGA	PCT	3FG-FGA	PCT	FT-FTA	PCT	OFF	DEF	TOT	AST	PF-QD	STL	TO	BLK	PTS	AVG	HI
O'Neal	37-31	1099	239-467	.512	1-4	.250	115-157	.732	90	206	296	69	105-1	17	79	75	594	16.1	39
Scola	9-7	277	58-108	.537	0-0	—	18-24	.750	23	55	78	13	25-0	7	14	0	134	14.9	26
Morris	9-5	223	42-95	.442	1-5	.200	12-14	.857	10	22	32	12	18-0	5	13	6	97	10.8	17
Beasley	1-0	27	4-5	.800	1-2	.500	0-0	—	1	2	3	1	3-0	0	1	0	9	9.0	9
Frye	15-9	342	48-114	.421	6-22	.273	18-20	.900	13	51	64	13	36-0	6	19	3	120	8.0	21
Dudley	11-2	222	30-62	.484	7-19	.368	13-18	.722	15	24	39	19	19-0	10	6	0	80	7.3	23
Gortat	8-1	157	21-36	.583	0-0	—	13-14	.929	7	32	39	3	9-0	3	4	8	55	6.9	16
Dragic	8-0	122	18-41	.439	2-12	.167	10-12	.833	3	8	11	14	14-0	5	13	0	48	6.0	12
Telfair	13-5	264	21-57	.368	8-19	.421	14-19	.737	4	13	17	53	32-0	8	21	0	64	4.9	12
Brown	9-1	136	18-55	.327	2-12	.167	3-7	.429	0	7	7	9	17-0	2	10	0	41	4.6	9
Johnson	2-2	46	2-14	.143	0-8	.000	2-3	.667	1	3	4	3	6-0	1	3	1	6	3.0	6

## Series Highlights &amp; Top Performances

The Suns have won 27 of the last 39 meetings... On March 30, 2005, Phoenix clinched its first Pacific division title since 1994-95 with a 116-87 win at USAC... December 19, 1973 in Phoenix, Suns guard **Charlie Scott** had a series-high 44 points... **Billy Cunningham** scored a Sixers series-best 40 points on February 3, 1970 in Phoenix... March 14, 1973 in Philadelphia, **Neal Walk** grabbed a series-best 26 rebounds... October 22, 1969 in Philly, **Gail Goodrich** dished out series-high 19 assists (later matched by Sixer **Dana Barros**, January 4, 1995)... **Larry Nance** blocked a Suns record and a series-high 10 shots on January 4, 1988 at Philly (matched by Sixer **Shawn Bradley** on March 15, 1996)... January 27, 1995 in Philly, Barros hit a series-high nine three pointers in a 108-107 Sixers loss... February 15, 1970 in Philadelphia, the Sixers set a Suns opponent record for most points scored with 159.

## By The Numbers:

## Suns vs. Philadelphia 2011-2012: 0-1

12/28/11 at Phoenix: Sixers 103, Suns 83

Suns largest margin of victory: 30 (129-99, 2/24/90)

Suns high point total: 143 (1/6/79)

Suns low point total: 81 (1/2/02)

Sixers largest margin of victory: 34 (159-125, 2/15/70)

Sixers high point total: 159 (2/15/70)

Sixers low point total: 71 (3/23/01)

## All-Time Series Results:

Suns vs. Sixers at Phoenix: 38-18

Suns vs. Sixers at Philadelphia: 22-33

Suns vs. Sixers overall: 60-51

	HOME	AWAY
Suns last win:	2/24/10 (106-95)	11/9/09 (119-115)
Suns last loss:	12/28/11 (103-83)	1/24/11 (105-95)
Streaks:	Lost two	Lost one

# Portland Trail Blazers



**One Center Court, Suite 200  
Portland, OR 97227  
(503) 234-9291  
Fax: (503) 232-9672  
www.trailblazers.com**

## 2012-2013 vs. Suns:

November 21 at Phoenix  
December 22 at Portland  
February 19 at Portland

## 2011-2012 Finish:

**28-38 (.424)**

Fourth in Northwest Division

## Playoffs:

Did not qualify

<b>Owner</b>	Paul Allen
<b>President</b>	TBD
<b>General Manager</b>	Neil Olshey
<b>Head Coach</b>	Terry Stotts
<b>Assistant Coaches</b>	Kaled Canales, Jay Triano, David Vanterpool, Kim Hughes, Dale Osbourne
<b>Head Athletic Trainer</b>	Geoff Clark
<b>Sr. VP of Comm. &amp; Public Engagement</b>	Michael Lewellen
<b>Senior Director of Communications</b>	Jim Taylor
<b>Sports Communications Director</b>	Collin Romer
<b>Home Court</b>	The Rose Garden (19,980, built in 1995)
<b>Team Colors</b>	Scarlet, Black, White
<b>Radio</b>	KEX (102.3 FM and 750 AM) Brian Wheeler, Antonio Harvey
<b>TV</b>	KGW (Ch. 8), Comcast SportsNet (Cable) Mike Barrett, Mike Rice

## 2011-2012 Regular Season Stats – Suns vs. Trail Blazers

PLAYER	G-GS	MIN	FG-FGA	PCT	3FG-FGA	PCT	FT-FTA	PCT	OFF	DEF	TOT	AST	PF-DQ	STL	TO	BLK	PTS	AVG
Dudley	3-2	80	19-26	.731	2-5	.400	4-5	.800	4	4	8	6	6-0	3	1	1	44	14.7
Gortat	3-3	83	17-31	.548	0-0	—	6-10	.600	4	24	28	0	5-0	2	5	3	40	13.3
Brown	3-1	64	14-28	.500	4-12	.333	5-5	1.000	2	8	10	3	3-0	4	5	0	37	12.3
Warrick	2-0	46	7-14	.500	0-1	.000	7-10	.700	4	6	10	3	3-0	0	5	0	21	10.5
Morris	3-1	73	11-26	.423	4-7	.571	4-4	1.000	7	12	19	5	10-0	0	3	3	30	10.0
Frye	3-2	70	11-24	.458	3-10	.300	3-3	1.000	0	16	16	5	8-0	2	0	3	28	9.3
Nash	3-3	81	12-20	.600	2-2	1.000	2-4	.500	0	6	6	29	2-0	1	8	0	28	9.3
Hill	2-2	46	6-19	.316	1-2	.500	5-6	.833	1	2	3	1	4-0	2	3	3	18	9.0
Telfair	3-0	51	10-24	.417	1-5	.200	1-2	.500	0	6	6	4	5-0	1	6	0	22	7.3
Lopez	2-0	37	5-10	.500	0-0	—	2-3	.667	4	10	14	2	11-1	1	5	5	12	6.0
Redd	2-0	27	1-9	.111	1-2	.500	6-8	.750	0	3	3	0	3-0	1	1	0	9	4.5
Childress	2-0	33	4-6	.667	0-1	.000	0-0	—	1	3	4	4	1-0	2	0	1	8	4.0
Price	2-1	30	0-5	.000	0-1	.000	1-2	.500	1	1	2	5	5-0	3	3	0	1	0.5
<b>SUNS</b>	<b>3</b>	<b>720</b>	<b>117-242</b>	<b>.483</b>	<b>18-48</b>	<b>.375</b>	<b>46-62</b>	<b>.742</b>	<b>28</b>	<b>101</b>	<b>129</b>	<b>67</b>	<b>66-1</b>	<b>22</b>	<b>49</b>	<b>19</b>	<b>298</b>	<b>99.3</b>

PLAYER	G-GS	MIN	FG-FGA	PCT	3FG-FGA	PCT	FT-FTA	PCT	OFF	DEF	TOT	AST	PF-DQ	STL	TO	BLK	PTS	AVG
Aldridge	2-2	63	16-30	.533	0-0	—	5-9	.556	5	9	14	4	1-0	0	1	1	37	18.5
Matthews	3-3	93	16-34	.471	8-15	.533	3-3	1.000	2	7	9	4	3-0	4	6	2	43	14.3
Crawford	3-0	83	14-37	.378	2-9	.222	11-13	.846	1	6	7	17	3-0	4	8	0	41	13.7
Batum	2-0	56	8-24	.333	1-10	.100	9-12	.750	5	3	8	3	2-0	2	3	2	26	13.0
Hickson (TOT)	2-1	52	9-19	.474	0-0	—	6-6	1.000	11	4	15	3	4-0	1	3	0	24	12.0
Hickson (POR)	1-1	37	9-15	.600	0-0	—	4-4	1.000	7	1	8	1	3-0	0	3	0	22	22.0
Okur (TOT)	1-1	40	5-13	.385	1-7	.143	0-0	—	1	6	7	1	3-0	2	4	1	11	11.0
Babbitt	2-1	43	8-18	.444	4-9	.444	0-0	—	0	6	6	2	3-0	0	2	0	20	10.0
Wallace	2-2	50	6-17	.353	1-6	.167	5-6	.833	0	3	3	1	4-0	3	4	1	18	9.0
N. Smith	3-0	50	8-20	.400	1-3	.333	4-4	1.000	1	5	6	8	9-0	2	4	0	21	7.0
Felton	2-2	50	5-14	.357	0-4	.000	3-4	.750	1	2	3	5	5-0	4	5	0	13	6.5
Thomas	2-0	32	5-9	.556	0-0	—	2-2	1.000	0	15	15	3	5-0	1	1	0	12	6.0
E. Williams	2-0	19	6-13	.462	0-3	.000	0-3	.000	1	2	3	0	1-0	0	0	2	12	6.0
Thabeet (TOT)	1-0	13	1-1	1.000	0-0	—	3-4	.750	2	2	4	0	1-0	0	0	1	5	5.0
Thabeet (POR)	1-0	13	1-1	1.000	0-0	—	3-4	.750	2	2	4	0	1-0	0	0	1	5	5.0
Flynn (TOT)	1-1	24	2-5	.400	0-1	.000	0-2	.000	0	2	2	6	2-0	1	2	0	4	4.0
Flynn (POR)	1-1	24	2-5	.400	0-1	.000	0-2	.000	0	2	2	6	2-0	1	2	0	4	4.0
C. Smith	3-0	36	3-5	.600	0-0	—	4-5	.800	4	4	8	2	5-0	4	4	2	10	3.3
C. Johnson	2-0	15	1-4	.250	0-0	—	4-4	1.000	1	1	2	1	1-0	0	0	2	6	3.0
Camby	2-2	47	1-9	.111	0-0	—	1-2	.500	9	22	31	5	5-0	2	2	2	3	1.5
S. Williams (TOT)	1-0	6	0-2	.000	0-1	.000	1-2	.500	0	3	3	0	0-0	1	0	0	1	1.0
Przybylla	1-1	10	0-2	.000	0-0	—	0-0	—	1	2	3	0	1-0	0	0	0	0	0.0
<b>TRAIL BLAZERS</b>	<b>3</b>	<b>720</b>	<b>109-257</b>	<b>.424</b>	<b>17-60</b>	<b>.283</b>	<b>58-77</b>	<b>.753</b>	<b>40</b>	<b>92</b>	<b>132</b>	<b>62</b>	<b>54-0</b>	<b>27</b>	<b>45</b>	<b>15</b>	<b>293</b>	<b>97.7</b>

## Series Scores &amp; Summary

Date	Site	Final	%	Date	Site	Final	%	Date	Site	Final	%	Date	Site	Final	%	Date	Site	Final	%
11/11/70	Phx	114-100	W	3/7/76	Phx	106-84	W	11/14/82	Port	102-94	W	3/3/88	Phx	112-135	L	2/15/95*	Phx	120-113	W
12/4/70	Port	126-121	W	4/2/76	Phx	106-103	W	12/12/82	Port	94-99	L	11/4/88	Port	105-120	L	4/9/95	Port	104-94	W
12/26/70	Phx	115-103	W	4/2/76	Port	97-112	L	12/28/82	Phx	116-94	W	12/16/88	Phx	132-125	W	11/18/95	Phx	107-102	W
1/26/71	Port	131-122	W	12/3/76	Phx	99-113	L	3/31/83	Phx	106-89	W	12/17/88	Port	97-115	L	1/19/96	Port	84-101	L
11/30/71	Port	121-111	W	1/30/77	Port	91-97	L	4/8/83	Port	99-98	W	2/28/89	Port	134-139	L	2/15/96	Port	96-84	W
12/1/71	Phx	139-103	W	3/20/77	Phx	126-106	W	11/6/83	Port	96-122	L	3/17/89	Phx	129-124	W	4/9/96	Phx	91-98	L
2/1/72	Port	129-117	W	4/8/77	Port	111-122	L	12/21/83	Phx	112-116	L	11/15/89	Phx	109-107	W	1/24/97	Phx	105-115	L
2/5/72	Port	118-117	W	11/29/77	Port	96-108	L	2/3/84	Phx	109-106	W	11/17/89	Port	109-110	L	2/11/97	Port	108-111	L
2/6/72	Phx	107-94	W	12/12/77	Phx	103-106	L	2/5/84	Port	82-97	L	12/29/89	Phx	121-105	W	3/2/97	Phx	99-121	L
3/21/72	Phx	160-128	W	2/14/78	Port	100-113	L	3/23/84	Port	98-124	L	2/4/90	Port	121-123	L	4/5/97	Port	99-90	W
10/4/72	Port	124-120	W	3/29/78	Phx	127-94	W	4/10/84	Phx	100-88	W	4/18/90*	Phx	120-128	L	11/14/97	Port	140-139	W
12/9/72	Phx	116-97	W	10/22/78	Port	124-116	W	11/1/84	Port	139-130	W	11/27/90	Port	123-109	W	2/12/98	Phx	110-115	L
12/29/72	Phx	106-99	W	12/28/78	Phx	129-127	W	11/6/84	Port	99-116	L	1/22/91	Port	116-123	L	3/3/98	Port	93-98	L
12/30/72	Port	107-104	W	2/6/79	Port	93-110	L	12/4/84	Port	104-112	L	2/22/91	Port	106-127	L	4/4/98	Phx	90-83	W
1/26/73	Port	120-116	W	4/4/79	Phx	106-95	W	12/22/84	Phx	110-108	W	3/13/91	Phx	116-108	W	3/25/99	Port	84-97	L
1/27/73	Phx	109-117	L	10/28/79	Port	89-88	W	3/21/85	Phx	114-104	W	4/21/91	Phx	135-118	W	3/28/99	Phx	86-88	L
2/18/73	Phx	118-119	L	11/16/79	Phx	98-97	W	4/9/85	Port	100-116	L	11/2/91	Port	100-76	W	4/3/99	Port	93-98	L
11/30/73	Port	107-99	W	11/25/79	Port	87-86	W	10/25/85	Port	123-128	L	1/19/92*	Phx	132-128	L	12/5/99	Phx	90-92	L
12/13/73	Phx	108-119	L	12/26/79	Phx	119-99	W	11/27/85	Phx	93-110	L	2/12/92	Phx	97-107	L	12/17/99	Port	110-102	W
12/18/73	Port	111-133	L	3/21/80	Port	111-100	W	1/3/86	Port	104-133	L	2/18/92	Port	116-129	L	1/8/00	Port	91-96	L
1/31/74	Phx	112-100	W	3/28/80	Phx	114-100	W	1/18/86	Port	87-112	L	3/31/92	Phx	128-111	W	1/14/00	Phx	83-105	L
2/12/74	Port	104-113	L	11/16/80	Phx	119-107	W	1/28/86	Phx	136-130	W	11/10/92	Port	89-100	L	11/2/00	Phx	108-82	W
12/17/74	Phx	112-100	W	12/14/80	Phx	110-116	L	2/26/86	Phx	113-112	W	11/25/92	Phx	121-117	W	12/3/00	Phx	84-79	W
11/28/74	Phx	88-88	L	12/21/80	Port	111-100	W	11/4/86	Phx	126-120	W	3/2/93	Port	97-102	L	2/1/01	Port	92-100	L
12/11/74	Phx	104-100	W	2/27/81	Port	117-121	L	12/30/86	Phx	105-120	L	3/17/93	Phx	129-111	W	3/14/01	Port	84-79	W
11/10/75	Phx	110-113	L	3/6/81	Phx	128-107	W	2/9/87	Port	103-114	L	4/22/93	Port	115-114	L	12/1/01	Port	97-83	W
1/31/75	Port	107-115	L	3/24/81	Port	111-120	L	2/19/87	Port	108-124	L	11/19/93	Phx	118-109	W	12/22/01	Phx	102-90	W
3/7/75	Port	98-120	L	10/30/81	Port	95-103	L	3/20/87	Port	105-134	L	1/16/02	Phx	118-117	W	1/16/02	Phx	99-108	L
3/21/75	Phx	108-112	L	12/10/81	Phx	117-110	W	4/9/87	Phx	128-122	W	3/31/02	Port	97-105	L	1/31/02	Port	97-105	L
3/22/75	Port	92-94	L	12/30/81	Phx	113-112	W	11/6/87	Port	104-114	L	2/16/94	Phx	126-100	W	11/8/02	Phx	86-75	W
10/25/75	Port	89-88	W	3/2/82	Port	108-119	L	12/1/87	Port	100-102	L	4/5/94	Phx	113-135	L	1/7/03	Port	88-81	W
11/28/75	Phx	110-101	W	4/8/82	Phx	104-106	L	12/5/87	Phx	115-133	L	11/15/94	Phx	96-89	W	3/6/03	Phx	98-92	W
12/14/75	Phx	105-96	W	4/16/82	Port	113-99	W	12/18/87	Phx	114-129	L	11/18/94	Phx	124-111	W	4/15/03	Port	102-120	L
3/6/76	Port	99-118	L	11/2/82	Phx	92-87	W	1/29/88	Port	119-128	L	1/19/95	Port	122-115	W	12/18/03	Port	94-101	L

\*Overtime

\*\*Double Overtime

▲Triple Overtime

‡Quadruple Overtime

## Suns Players Career Statistics vs. Trail Blazers

PLAYER	G-GS	MIN	FG-FGA	PCT	3FG-FGA	PCT	FT-FTA	PCT	OFF	DEF	TOT	AST	PF-DQ	STL	TO	BLK	PTS	AVG	HI
O'Neal	15-15	557	105-237	.443	0-1	.000	43-61	.705	37	90	127	35	54-1	8	24	35	25.3	16.9	31
Beasley	9-7	246	56-113	.496	7-19	.368	26-29	.897	12	25	37	14	21-0	7	12	9	14.5	16.1	33
Scola	17-15	503	82-160	.513	0-1	.000	22-30	.733	28	87	115	29	56-0	12	32	7	18.6	10.9	21
Frye	14-8	385	56-116	.483	17-40	.425	16-17	.941	13	73	86	18	47-1	7	14	16	14.5	10.4	20
Morris	3-1	73	11-26	.423	4-7	.571	4-4	1.000	7	12	19	5	10-0	0	3	3	3.0	10.0	14
Dudley	13-2	312	50-95	.526	13-34	.382	10-16	.625	17	20	37	16	32-1	7	10	2	12.3	9.5	18
Brown	14-1	268	51-107	.477	12-33	.364	9-10	.900	5	23	28	9	15-0	9	8	1	12.3	8.8	19
Gortat	7-3	130	24-42	.571	0-1	.000	7-12	.583	9	32	41	3	10-0	3	9	4	5.5	7.9	20
Johnson	6-6	115	18-34	.529	7-11	.636	1-2	.500	3	5	8	5	8-0	7	2	3	4.4	7.3	19
Telfair	13-7	274	32-86	.372	5-14	.357	16-18	.889	0	17	17	48	24-1	3	21	1	8.5	6.5	18
Dragic	13-2	219	27-78	.346	7-19	.368	18-25	.720	2	18	20	26	26-0	9	21	0	7.9	6.1	22
Tucker	2-0	9	2-2	1.000	0-0	—	0-2	.000	1	0	1	0	3-0	0	0	0	4	2.0	2

## Series Highlights &amp; Top Performances

Phoenix has won 29 of the last 44 meetings, including 13 of the last 15 at US Airways Center... Jan. 14, 2011, **Grant Hill** became the 15th active player in the NBA with 16,000 career points... The Suns won their first-ever 40T game and the longest game in franchise history in Portland on November 14, 1997, 140-139... Portland's **Brian Grant** played a Suns opponent record 61 minutes... In the Suns 110-102 win on December 17, 1999 in Portland, **Jason Kidd** had a triple-double with 32 points, 12 rebounds and 10 assists and **Tom Gugliotta** added 17 points and 14 rebounds prior to suffering a seizure on the bus after the game... Series highs: March 7, 1975 in Portland, Blazer **Larry Steele** picked nine steals... December 26, 1989 in Phoenix, Sun **Andrew Lang** blocked eight shots.

## By The Numbers:

## Suns vs. Portland 2011-2012: 2-1

1/6/12 at Phoenix: Suns 102, Blazers 77

1/27/12 at Portland: Blazers 109, Suns 71

4/16/12 at Phoenix: Suns 125, Blazers 107

## All-Time Series Results:

Suns vs. Blazers at Phoenix: 72-29

Suns vs. Blazers at Portland: 39-61

Suns vs. Blazers overall: 111-90

Suns largest margin of victory: 45 (130-85, 12/6/05)

Suns high point total: 160 (3/21/72)

Suns low point total: 71 (1/27/12)

Blazers largest margin of victory: 38 (109-71, 1/27/12)

Blazers high point total: 139 (2/28/89, 11/14/97‡)

Blazers low point total: 75 (11/8/02)

	HOME	AWAY
Suns last win:	4/16/12 (125-107)	3/18/08 (111-98)
Suns last loss:	12/10/10 (101-94)	1/27/12 (109-71)
Streaks:	Won three	Lost six

# Sacramento Kings



One Sports Parkway  
Sacramento, CA 95834  
(916) 928-0000  
Fax: (916) 928-6900  
www.kings.com

## 2012-2013 vs. Suns:

December 17 at Phoenix  
January 23 at Sacramento  
March 8 at Sacramento  
March 28 at Phoenix

## 2011-2012 Finish:

22-44 (.333)  
Fifth in Pacific Division

## Playoffs:

Did not qualify

<b>Ownership</b>	Maloof Sports and Entertainment
<b>President, Basketball Operations</b>	Geoff Petrie
<b>President</b>	Matina Kolokotronis
<b>Head Coach</b>	Keith Smart
<b>Assistant Coaches</b>	Jim Eyen Alex English Bobby Jackson Clifford Ray
<b>Head Athletic Trainer</b>	Manny Romero
<b>VP of Media Relations/Basketball Ops.</b>	Troy Hanson
<b>Exec. Dir. of Media Relations/Basketball Ops.</b>	Darrin May
<b>Director, Basketball Information</b>	Darryl Arata
<b>Director, Media Relations</b>	Devin Blankenship
<b>Director, Public Relations</b>	Chris Clark
<b>Home Court</b>	Power Balance Pavilion (17,317, built in 1988)
<b>Team Colors</b>	Purple, Black, Silver
<b>Radio</b>	KHTK (1140 AM) Gary Gerould
<b>TV</b>	Comcast SportsNet (Cable) Grant Napear, Jerry Reynolds, Jim Gray, Bill Walton

## 2011-2012 Regular Season Stats – Suns vs. Kings

PLAYER	G-GS	MIN	FG-FGA	PCT	3FG-FGA	PCT	FT-FTA	PCT	OFF	DEF	TOT	AST	PF-DQ	STL	TO	BLK	PTS	AVG
Dudley	3-3	111	19-32	.594	5-10	.500	6-8	.750	5	17	22	6	5-0	2	8	3	49	16.3
Gortat	3-3	98	20-31	.645	0-0	—	9-13	.692	5	29	34	2	14-1	2	5	9	49	16.3
Frye	3-3	91	15-40	.375	3-13	.231	10-11	.909	4	12	16	2	9-0	1	4	7	43	14.3
Nash	3-3	95	17-32	.531	4-6	.667	3-3	1.000	3	11	14	33	2-0	0	9	0	41	13.7
Brown	2-1	53	10-25	.400	3-8	.375	2-3	.667	2	5	7	3	4-0	2	5	0	25	12.5
Redd	3-0	41	10-26	.385	2-6	.333	3-3	1.000	1	1	2	2	1-0	2	1	0	25	8.3
Hill	2-2	64	7-15	.467	0-3	.000	1-2	.500	1	5	6	5	4-0	1	3	1	15	7.5
Morris	3-0	57	7-23	.304	1-9	.111	6-8	.750	3	11	14	1	10-0	3	2	3	21	7.0
Price	1-0	13	3-3	1.000	0-0	—	0-0	—	1	1	2	1	1-0	0	1	0	6	6.0
Lopez	3-0	39	4-10	.400	0-0	—	5-6	.833	5	7	12	2	4-0	0	2	3	13	4.3
Telfair	3-0	37	4-13	.308	0-1	.000	2-2	1.000	2	3	5	7	2-0	2	3	2	10	3.3
Childress	2-0	21	3-6	.500	0-1	.000	0-0	—	2	2	4	3	3-0	0	0	1	6	3.0
<b>SUNS</b>	<b>3</b>	<b>720</b>	<b>119-256</b>	<b>.465</b>	<b>18-57</b>	<b>.316</b>	<b>47-59</b>	<b>.797</b>	<b>34</b>	<b>104</b>	<b>138</b>	<b>67</b>	<b>59-1</b>	<b>15</b>	<b>45</b>	<b>29</b>	<b>303</b>	<b>101.0</b>
PLAYER	G-GS	MIN	FG-FGA	PCT	3FG-FGA	PCT	FT-FTA	PCT	OFF	DEF	TOT	AST	PF-DQ	STL	TO	BLK	PTS	AVG
Cousins	3-3	109	31-63	.492	0-2	.000	21-29	.724	16	19	35	5	11-0	3	3	1	83	27.7
Thornton	2-2	74	17-35	.486	5-10	.500	3-4	.750	3	4	7	3	8-0	2	4	1	42	21.0
Williams (TOT)	1-0	31	7-10	.700	0-0	—	2-4	.500	0	6	6	5	2-0	0	2	2	16	16.0
Williams (SAC)	1-0	31	7-10	.700	0-0	—	2-4	.500	0	6	6	5	2-0	0	2	2	16	16.0
Thomas	3-2	90	13-35	.371	2-10	.200	10-13	.769	5	9	14	10	6-0	2	7	0	38	12.7
Evans	3-3	99	13-41	.317	0-2	.000	3-4	.750	2	17	19	15	7-0	3	6	1	29	9.7
Greene	3-2	54	5-13	.385	2-4	.500	4-6	.667	0	6	6	1	7-0	1	4	1	16	5.3
Garcia	2-0	32	3-7	.429	2-5	.400	0-0	—	0	5	5	0	4-0	2	2	1	8	4.0
Outlaw	2-0	26	3-7	.429	0-2	.000	2-2	1.000	1	1	2	0	2-0	1	1	1	8	4.0
Thompson	3-2	50	5-16	.313	0-0	—	1-2	.500	6	7	13	2	8-0	0	1	2	11	3.7
Hayes	3-0	52	4-12	.333	0-0	—	2-4	.500	4	7	11	2	2-0	2	5	2	10	3.3
Salmons	2-1	41	2-4	.500	0-0	—	1-2	.500	0	4	4	3	3-0	2	0	0	5	2.5
Hickson	1-0	15	0-4	.000	0-0	—	2-2	1.000	4	3	7	2	1-0	1	0	0	2	2.0
Whiteside	1-0	10	1-3	.333	0-0	—	0-0	—	2	0	2	0	1-0	1	0	3	2	2.0
Fredette	3-0	37	0-11	.000	0-9	.000	2-2	1.000	0	3	3	3	2-0	0	2	0	2	0.7
<b>KINGS</b>	<b>3</b>	<b>720</b>	<b>104-261</b>	<b>.398</b>	<b>11-44</b>	<b>.250</b>	<b>53-74</b>	<b>.716</b>	<b>43</b>	<b>91</b>	<b>134</b>	<b>51</b>	<b>64-0</b>	<b>20</b>	<b>38</b>	<b>15</b>	<b>272</b>	<b>90.7</b>



## Series Scores &amp; Summary

Date	Site	Final	%	Date	Site	Final	%	Date	Site	Final	%	Date	Site	Final	%	Date	Site	Final	%
12/13/68	Gm	123-130	L	10/19/74	Phx	91-94	L	2/17/82	K.C.	107-110	L	1/13/89	Phx	111-90	W	11/17/95	Sac	96-105	L
12/15/68	Gm	101-119	L	1/19/75	KC-OM	109-87	W	3/5/82	Phx	110-98	W	2/18/89	Sac	120-101	W	1/21/96	Phx	111-97	W
12/18/68	Phx	123-114	W	3/4/75	KC-OM	99-103	L	4/4/82	Phx	104-95	W	3/2/89	Phx	110-90	W	3/26/96	Phx	102-98	W
2/6/69	Tucson	103-124	L	3/29/75	Phx	100-104	L	11/10/82	Phx	106-100	W	3/30/89	Sac	123-135	L	4/17/96	Sac	102-103	L
2/16/69	Gm	125-113	W	11/1/75	K.C.	100-106	L	11/27/82	K.C.	99-105	L	4/17/89	Phx	140-85	W	12/6/96	Sac	101-95	W
3/4/69	Phx	122-141	L	12/25/75	Phx	122-111	W	1/23/83	K.C.	102-92	W	11/10/89	Phx	130-109	W	12/30/96	Phx	100-88	W
10/30/69	Phx	106-104	W	1/4/76	K.C.	86-98	L	2/16/83St.	Louis	102-101	W	12/17/89	Sac	125-113	W	3/7/97	Sac	104-87	W
11/23/69	Gm	123-137	L	12/24/76	Phx	111-120	L	3/24/83	Phx	112-95	W	1/12/90	Phx	111-96	W	4/10/97	Phx	101-99	W
12/13/69	Phx	126-110	W	3/27/76	Phx	117-100	W	11/30/83	Phx	118-120	L	2/22/90	Sac	104-98	W	1/12/98	Sac	90-96	L
12/14/69	Phx	130-137	L	12/18/76	Phx	89-90	L	12/17/83	Phx	119-99	W	4/12/90	Sac	116-114	W	2/10/98	Phx	88-86	W
1/6/70	Gm	124-128	L	1/27/77	Omaha	88-89	L	1/17/84	K.C.	98-100	L	12/11/90	Phx	113-90	W	3/17/98	Phx	107-80	W
1/11/70	Gm	125-118	W	2/15/77	K.C.	96-102	L	2/23/84	K.C.	107-95	W	1/19/91	Sac	97-101	L	4/7/98	Sac	103-97	W
1/14/70	Gm	133-115	W	4/7/77	Phx	121-110	W	4/7/77	Phx	113-109	W	3/1/91	Phx	112-106	W	2/9/99	Phx	95-112	L
11/13/70	Phx	115-109	W	12/6/77	K.C.	103-92	W	12/7/84	Phx	121-113	W	3/23/91	Sac	100-95	W	3/6/99	Phx	99-111	L
1/18/71	Omaha	118-99	W	12/29/77	Phx	110-104	W	12/18/84	K.C.	116-127	L	11/26/91	Sac	89-104	L	5/2/99	Sac	100-111	L
1/20/71	Phx	114-126	L	1/31/78	Omaha	112-102	W	1/2/85	K.C.	115-107	W	11/27/91	Phx	141-100	W	12/18/99	Phx	119-103	W
2/1/71	Phx	133-117	W	3/31/78	Phx	136-112	W	2/26/85	K.C.	103-110	L	1/15/92	Sac	128-111	W	2/15/00	Sac	117-108	W
10/26/71	Phx	126-99	W	10/28/78	K.C.	102-112	L	3/2/85	Phx	114-111	W	1/17/92	Phx	134-94	W	3/22/00	Phx	114-93	W
11/6/71	Gm	95-110	L	12/22/78	Phx	123-103	W	11/26/85	Sac	107-111	L	4/7/92	Phx	103-101	W	4/9/00	Sac	102-97	W
12/15/71	Gm	127-108	W	12/23/79	K.C.	112-121	L	12/19/85	Phx	107-106	W	11/18/92	Phx	127-111	W	12/1/00	Sac	89-105	L
2/12/72	Phx	117-95	W	3/23/79	Phx	126-107	W	2/21/86	Phx	110-118	L	1/14/93	Sac	114-104	W	1/2/01*	Sac	117-121	L
3/8/72	Gm	105-122	L	10/21/79	K.C.	85-122	L	3/19/86	Phx	108-104	W	3/5/93	Phx	130-122	W	3/7/01	Phx	89-100	L
11/21/72	KC%	96-101	L	11/21/79	Phx	128-120	W	4/5/86	Sac	100-119	L	3/9/93	Sac	128-108	W	4/15/01	Phx	88-86	W
12/17/72	KC%	112-102	W	12/22/79	K.C.	115-111	W	11/25/86	Sac	102-123	L	4/8/93	Sac	123-114	W	12/12/01	Phx	114-88	W
1/6/73	KC-OM	118-112	W	12/28/79	Phx	118-112	W	12/20/86	Sac	114-122	L	11/7/93	Phx	132-110	W	12/23/01	Sac	101-133	L
1/18/73	Phx	96-119	L	2/6/80	Phx	97-95	W	3/7/87	Phx	105-102	W	1/1/94	Sac	119-103	W	1/5/02	Phx	112-118	L
2/23/73	KC-OM	111-109	W	3/18/80	K.C.	112-109	W	3/26/87	Sac	115-124	L	2/26/94	Phx	112-86	W	1/13/02	Sac	100-103	L
2/28/73	Phx	107-109	L	10/12/80	Phx	109-100	W	4/14/87	Phx	132-123	W	4/8/94	Sac	101-104	L	11/22/02	Sac	101-118	L
10/26/73KC-OM	99-98	L	11/1/80	K.C.	127-100	W	12/20/87	Sac	120-109	W	4/23/94	Phx	101-100	W	12/17/02	Sac	86-95	L	
11/29/73	Phx	119-99	W	12/3/80	K.C.	100-103	L	12/26/87	Phx	110-112	L	11/4/94	Sac	89-107	L	12/21/02	Phx	111-101	W
1/4/74	KC-OM	97-122	L	3/6/81	K.C.	66-105	L	1/30/88	Phx	120-126	L	12/17/94	Phx	119-96	W	3/13/03	Phx	109-94	W
1/11/74	Phx	100-117	L	3/25/81	Phx	101-110	W	2/13/88	Sac	116-114	W	1/3/95	Sac	108-100	W	12/14/03	Sac	102-107	L
2/12/74	KC-OM	104-119	L	12/16/81	K.C.	81-97	L	4/9/88	Phx	95-92	W	3/30/95	Sac	113-96	W	1/9/04	Phx	93-113	L
3/3/74	Phx	113-100	W	12/19/81	Phx	95-87	W	11/15/88	Sac	119-89	W	4/18/95	Phx	111-101	W	2/29/04	Sac	94-108	L

\*Overtime

# Cincinnati Royals

% Kansas City-Omaha Kings

&amp; Kansas City Kings

## Suns Players Career Statistics vs. Kings

PLAYER	G-GS	MIN	FG-FGA	PCT	3FG-FGA	PCT	FT-FTA	PCT	OFF	DEF	TOT	AST	PF-QD	STL	TO	BLK	PTS	AVG	HI
Beasley	9-6	278	71-151	.470	7-16	.438	34-46	.739	19	56	75	15	24-0	5	14	1	183	20.3	42
Scola	18-17	538	115-224	.513	0-0	—	53-65	.815	47	109	156	45	49-0	18	39	7	283	15.7	23
Gortat	9-4	246	45-107	.643	0-0	—	26-39	.667	11	67	78	4	29-1	4	9	21	116	12.9	20
O'Neal	25-14	653	119-264	.451	1-3	.333	75-105	.714	61	133	194	31	74-1	19	59	43	314	12.6	36
Brown	12-2	253	56-115	.487	13-35	.371	12-14	.857	8	25	33	18	19-0	10	12	2	137	11.4	24
Frye	22-11	547	91-202	.450	19-50	.380	32-47	.681	29	77	106	18	76-0	12	22	19	233	10.6	21
Dudley	16-4	381	60-121	.496	15-43	.349	19-25	.760	26	40	66	17	28-0	24	20	4	154	9.6	21
Telfair	19-5	377	48-118	.407	11-30	.367	29-35	.829	5	14	19	64	35-0	11	24	3	136	7.2	21
Johnson	7-6	178	21-51	.412	5-19	.263	3-4	.750	7	20	27	7	12-0	3	6	4	50	7.1	13
Morris	3-0	57	7-23	.304	1-9	.111	6-8	.750	3	11	14	1	10-0	3	2	3	21	7.0	18
Dragic	15-3	262	35-92	.380	7-35	.200	16-19	.842	8	23	31	40	25-0	14	18	3	93	6.2	15
Tucker	1-0	4	0-0	—	0-0	—	0-0	—	0	0	0	0	1-0	0	1	0	0	0.0	0

## Series Highlights &amp; Top Performances

The Suns swept the season series and have won 20 of the last 25 in the overall series, including 11 of the last 12 games at US Airways Center... Suns guard **Tony Delk**, a former King, set an ARCO Arena record with a career-high 53 points in a 121-117 overtime loss against his former team on January 2, 2001... The Kings ended a 24-game losing streak in Phoenix on February 9, 1999 with a 112-95 win... April 17, 1989, Phoenix recorded its largest margin of victory with 55 points in a 140-85 win... Series highs: December 20, 1987 in Sacramento, Sun **Larry Nance** scored 45 points in the Suns' 120-109 victory... Kings guard **Phil Ford** dished out 21 assists on February 23, 1979 in Kansas City... December 14, 1969 in Phoenix, **Gail Goodrich** tallied a Suns series-high 18 assists.

## By The Numbers:

## Suns vs. Sacramento 2011-2012: 3-0

2/11/12 at Sacramento: Suns 98, Kings 84

3/4/12 at Phoenix: Suns 96, Kings 88

4/3/12 at Sacramento: Suns 109, Kings 100

## All-Time Series Results:

Suns vs. Kings at Phoenix: 76-23

Suns vs. Kings on road: 47-52

Suns vs. Kings overall: 123-75

Suns largest margin of victory: 55 (140-85, 4/17/89)

Suns high point total: 141 (11/27/91)

Suns low point total: 68 (3/8/81)

Kings largest margin of victory: 37 (122-85, 10/21/79)

Kings high point total: 141 (3/4/69)

Kings low point total: 80 (3/17/98)

	HOME	AWAY
Suns last win:	3/4/12 (96-88)	4/3/12 (109-100)
Suns last loss:	2/13/11 (113-108)	3/29/11 (116-113)

Streaks:	Won one	Won two
----------	---------	---------

# San Antonio Spurs



**One AT&T Center**  
**San Antonio, TX 78219**  
**(210) 444-5500**  
**Fax: (210) 444-5003**  
**www.spurs.com**

## 2012-2013 vs. Suns:

January 26 at San Antonio  
 February 24 at Phoenix  
 February 27 at San Antonio

## 2011-2012 Finish:

**50-16 (.758)**

First in Southwest Division

## Playoffs:

Defeated Utah 4-0  
 Defeated L.A. Clippers 4-0  
 Lost to Oklahoma City 4-2

## Chairman & CEO

Peter M. Holt

## President of Basketball Ops./Head Coach

Gregg Popovich

## President of Sports Franchises/GM

R.C. Buford

## Assistant Coaches

Mike Budenholzer,  
 Brett Brown, Ime Udoka,  
 Chip Engelland, Chad Forcier

## Head Athletic Trainer

Will Sevensing

## Director of Basketball Communications

Tom James

## Basketball Communications Manager

Kris Davis

## Basketball Communications Manager

Mitch Heckart

## Home Court

AT&T Center (18,581, built in 2002)

## Team Colors

Metallic Silver, Black

## Radio

WOAI (1200 AM) Bill Schoening  
 KCOR (1350 AM Spanish) Paul Castro

## TV

KENS (Ch. 5), KMYS (Ch. 35), Fox Sports Southwest (Cable)  
 Bill Land, Sean Elliott, Andrew Monaco

## 2011-2012 Regular Season Stats – Suns vs. Spurs

PLAYER	G-GS	MIN	FG-FGA	PCT	3FG-FGA	PCT	FT-FTA	PCT	OFF	DEF	TOT	AST	PF-DQ	STL	TO	BLK	PTS	AVG
Telfair	3-0	67	22-44	.500	2-9	.222	6-8	.750	2	5	7	5	8-0	3	2	1	52	17.3
Brown	4-3	112	27-52	.519	8-17	.471	7-7	1.000	2	4	6	7	4-0	3	2	1	69	17.3
Gortat	4-4	116	27-53	.509	0-1	.000	6-8	.750	14	32	46	1	6-0	2	3	8	60	15.0
Nash	4-4	92	22-46	.478	0-2	.000	2-2	1.000	2	7	9	25	3-0	2	14	0	46	11.5
Morris	4-1	88	12-28	.429	2-9	.222	4-6	.667	4	15	19	6	11-0	2	5	3	30	7.5
Redd	4-0	65	10-30	.333	2-7	.286	7-9	.778	0	5	5	3	0-0	1	2	0	29	7.3
Dudley	4-4	109	11-23	.478	3-4	.750	3-4	.750	4	13	17	2	6-0	3	2	0	28	7.0
Lopez	4-0	67	10-20	.500	0-0	—	2-4	.500	12	6	18	2	4-0	1	4	3	22	5.5
Warrick	4-0	46	5-19	.263	0-0	—	7-8	.875	2	6	8	5	3-0	1	2	1	17	4.3
Hill	2-1	31	4-9	.444	0-0	—	0-0	—	1	2	3	0	1-0	0	2	0	8	4.0
Price	4-0	57	6-18	.333	1-6	.167	1-1	1.000	3	5	8	8	15-0	5	4	0	14	3.5
Childress	2-0	44	3-9	.333	0-2	.000	0-0	—	1	7	8	3	2-0	1	1	0	6	3.0
Frye	3-3	67	3-17	.176	1-6	.167	0-0	—	1	11	12	1	7-0	0	2	2	7	2.3
<b>SUNS</b>	<b>4</b>	<b>960</b>	<b>162-368</b>	<b>.440</b>	<b>19-63</b>	<b>.302</b>	<b>45-57</b>	<b>.789</b>	<b>48</b>	<b>118</b>	<b>166</b>	<b>68</b>	<b>70-0</b>	<b>24</b>	<b>48</b>	<b>19</b>	<b>388</b>	<b>97.0</b>

PLAYER	G-GS	MIN	FG-FGA	PCT	3FG-FGA	PCT	FT-FTA	PCT	OFF	DEF	TOT	AST	PF-DQ	STL	TO	BLK	PTS	AVG
Duncan	3-3	87	30-44	.682	0-1	.000	9-11	.818	4	29	33	7	5-0	2	5	2	69	23.0
Parker	3-3	91	23-47	.489	1-4	.250	8-11	.727	2	10	12	21	4-0	1	4	1	55	18.3
Splitter	3-0	52	15-20	.750	0-0	—	9-11	.818	6	11	17	1	7-0	0	5	2	39	13.0
Leonard	4-4	105	19-33	.576	6-11	.545	6-6	1.000	5	18	23	6	5-0	5	7	1	50	12.5
Mills	3-1	55	11-30	.367	5-11	.455	8-8	1.000	1	4	5	8	3-0	2	7	0	35	11.7
Blair	4-4	103	21-39	.538	0-0	—	0-0	—	11	10	21	7	6-0	5	8	1	42	10.5
Ginobili	2-0	49	8-16	.500	1-6	.167	3-3	1.000	2	4	6	9	4-0	1	4	0	20	10.0
Jackson (TOT)	4-1	103	12-32	.375	5-12	.417	9-12	.750	0	10	10	12	9-0	5	9	0	38	9.5
Jackson (SA)	2-0	50	5-14	.357	2-6	.333	6-8	.750	0	8	8	7	6-0	4	5	0	18	9.0
Jefferson	1-1	31	3-6	.500	0-3	.000	2-2	1.000	1	3	4	5	2-0	1	1	0	8	8.0
Diaw (TOT)	4-2	94	11-18	.611	5-7	.714	0-2	.000	3	8	11	12	9-0	5	11	1	27	6.8
Diaw (SA)	3-1	56	6-8	.750	2-2	1.000	0-2	.000	2	6	8	9	8-0	4	6	0	14	4.7
Bonner	4-0	73	8-21	.381	5-15	.333	2-2	1.000	5	10	15	5	4-0	0	0	0	23	5.8
Green	4-3	78	7-23	.304	3-14	.214	3-4	.750	4	12	16	3	5-0	2	4	1	20	5.0
Joseph	2-0	37	2-7	.286	1-4	.250	5-6	.833	0	4	4	1	2-0	4	1	1	10	5.0
Neal	3-0	43	5-18	.278	1-7	.143	0-0	—	0	6	6	5	3-0	0	2	0	11	3.7
Anderson	3-0	47	2-9	.222	1-2	.500	3-4	.750	0	9	9	4	2-0	0	1	0	8	2.7
Byars	1-0	4	1-2	.500	0-0	—	0-0	—	2	1	3	0	0-0	0	0	0	2	2.0
<b>SPURS</b>	<b>4</b>	<b>960</b>	<b>166-337</b>	<b>.493</b>	<b>28-86</b>	<b>.326</b>	<b>64-78</b>	<b>.821</b>	<b>45</b>	<b>145</b>	<b>190</b>	<b>98</b>	<b>66-0</b>	<b>31</b>	<b>62</b>	<b>9</b>	<b>424</b>	<b>106.0</b>

## Series Scores &amp; Summary

Date	Site	Final	%	Date	Site	Final	%	Date	Site	Final	%	Date	Site	Final	%
10/27/76	S.A.	106-115	L	12/4/83	S.A.	122-106	W	4/22/90	S.A.	93-108	L	2/14/98	S.A.	94-81	W
12/5/76	Phx	103-98	W	2/7/84	Phx	138-131	W	11/17/90	S.A.	114-128	L	2/22/98	Phx	97-79	W
1/25/77	Phx	108-116	L	2/21/84*	S.A.	114-111	W	12/21/90*	Phx	128-132	L	3/22/98	S.A.	83-93	L
3/8/77	S.A.	115-122	L	3/3/84	Phx	120-106	W	2/14/91	S.A.	106-97	W	2/17/99	S.A.	79-76	W
10/31/77	Phx	143-145	L	12/15/84	S.A.	111-120	L	4/14/91	Phx	101-109	L	3/12/99	Phx	97-99	L
11/3/77	S.A.	110-89	W	1/19/85	S.A.	100-106	L	12/13/91	S.A.	112-107	W	4/10/99	Phx	110-84	W
11/30/77	Phx	134-112	W	2/14/85	S.A.	102-131	L	12/10/91	Phx	116-91	W	4/12/99	S.A.	77-94	L
4/6/78	S.A.	119-125	L	2/22/85	Phx	111-119	L	3/7/92	S.A.	109-122	L	11/7/99	Phx	77-74	W
10/17/78	Phx	107-110	L	3/7/85	Phx	119-117	W	4/16/92	Phx	121-101	W	12/21/99*	S.A.	90-91	L
11/15/78	S.A.	125-119	W	1/25/85	Phx	121-100	W	1/3/93*	S.A.	113-114	L	1/7/00	Phx	93-105	L
2/2/79	Phx	133-108	W	1/13/86	Phx	121-98	W	1/29/93	Phx	125-110	W	2/21/00	S.A.	98-89	W
3/16/79	S.A.	128-122	W	2/1/86	S.A.	112-111	W	2/23/93	S.A.	105-103	W	11/7/00	Phx	100-81	W
10/30/79	Phx	142-109	W	2/18/86	S.A.	114-120	L	4/24/93	Phx	99-97	W	12/13/00	Phx	103-93	W
1/2/80	S.A.	109-118	L	4/9/86	Phx	102-114	L	11/10/93	Phx	101-93	W	12/16/00	S.A.	82-90	L
11/5/80	S.A.	84-114	L	11/15/86	S.A.	116-109	W	1/13/94	S.A.	88-107	L	3/1/01	S.A.	71-91	L
11/12/80	Phx	130-127	W	12/17/86	S.A.	81-94	L	4/6/94	Phx	107-95	W	12/14/01	Phx	93-105	L
12/2/80	S.A.	122-107	W	1/9/87	Phx	100-115	L	4/16/94	S.A.	96-94	W	2/24/02	Phx	92-83	W
12/25/80	Phx	131-111	W	3/14/87	S.A.	108-121	L	11/26/94	Phx	111-108	W	2/26/02	S.A.	91-99	L
1/20/81	S.A.	112-119	L	4/11/87	Phx	136-116	W	2/22/95	S.A.	100-105	L	4/16/02	S.A.	71-95	L
11/3/81	Phx	111-88	W	11/14/87	Phx	124-113	W	4/2/95	S.A.	106-109	L	11/29/02	Phx	94-87	W
12/18/81	S.A.	108-104	L	12/12/87	S.A.	110-129	L	4/12/95	Phx	115-111	W	1/14/03*	S.A.	100-108	L
1/19/82	Phx	108-96	W	2/18/88	S.A.	114-122	L	12/2/95	S.A.	93-101	L	3/4/03	S.A.	104-97	W
2/4/82	S.A.	112-118	L	3/1/88	S.A.	109-114	L	12/25/95	Phx	100-105	L	4/13/03	Phx	92-85	W
4/14/82	Phx	104-92	W	4/13/88	Phx	123-116	W	3/31/96	S.A.	83-97	L	10/28/03	S.A.	82-83	L
11/7/82	S.A.	100-101	L	11/26/88	S.A.	104-117	L	4/2/96	Phx	111-104	W	1/23/04	Phx	84-86	L
12/21/82	S.A.	114-113	W	12/20/88	Phx	128-110	W	12/20/96	Phx	93-76	W	3/6/04	Phx	86-107	L
1/19/83	Phx	118-113	W	4/15/89	Phx	137-91	W	12/21/96	S.A.	88-101	L	3/27/04	S.A.	76-105	L
3/2/83	Phx	110-106	W	11/21/89	S.A.	98-107	L	3/20/97	Phx	113-106	W	12/28/04	S.A.	94-115	L
3/9/83	S.A.	105-108	L	12/22/89	Phx	115-119	L	4/18/97	S.A.	106-95	W	1/21/05*	Phx	123-128	L
11/3/83	Phx	142-120	W	3/19/90	Phx	102-113	L	1/9/98	Phx	100-79	W	3/9/05	Phx	107-101	W

\*Overtime

## Suns Players Career Statistics vs. Spurs

PLAYER	G-GS	MIN	FG-FGA	PCT	3FG-FGA	PCT	FT-FTA	PCT	OFF	DEF	TOT	AST	PF-DQ	STL	TO	BLK	PTS	AVG	HI
Scola	19-16	565	119-233	.511	0-2	.000	52-62	.839	36	105	141	36	61-0	15	35	2	290	15.3	30
Beasley	11-8	304	61-139	.439	5-11	.455	18-20	.900	6	57	63	17	31-0	6	20	5	145	13.2	28
O'Neal	28-16	660	125-300	.417	0-2	.000	58-81	.716	52	115	167	21	81-2	14	52	42	308	11.0	32
Brown	13-4	299	53-125	.424	13-34	.382	11-14	.786	7	24	31	18	13-0	7	9	4	130	10.0	32
Gortat	11-6	252	48-93	.516	0-1	.000	10-17	.588	28	64	92	6	19-0	6	7	15	106	9.6	24
Johnson	7-5	188	24-54	.444	9-20	.450	4-6	.667	4	18	22	7	11-1	4	8	7	61	8.7	15
Telfair	21-7	473	68-166	.410	6-30	.200	28-37	.757	4	24	28	61	51-2	17	25	4	170	8.1	21
Frye	20-10	435	57-149	.383	15-43	.349	23-26	.885	12	75	87	17	56-0	11	15	14	152	7.6	17
Dudley	15-7	355	41-84	.488	13-29	.448	18-22	.818	17	42	59	18	22-0	12	12	3	113	7.5	27
Morris	4-1	88	12-28	.429	2-9	.222	4-6	.667	4	15	19	6	11-0	2	5	3	30	7.5	14
Dragic	13-0	228	37-79	.468	5-24	.208	9-13	.692	3	15	18	39	30-0	6	12	2	88	6.8	18

## Series Highlights &amp; Top Performances

The Suns lost all four contests in 2011-12... March 27, 2012, **Shannon Brown** scored a career-high 32 points at USAC... April 13, 2011, the Suns reached 40 wins in 2010-11, one of just four NBA teams with 40-plus wins in each of the last seven seasons (Dallas, Denver, San Antonio)... December 25, 2008, **Steve Nash** became only the 13th player in league history to reach 7,000 assists... January 21, 2005, **Manu Ginobili** scored a career-high and series-high 48 points in a 128-123 Suns overtime loss at USAC... November 29, 2002, **Stephon Marbury** had 43 points and set Suns, USAC record for points in a quarter with 26 points in fourth period and USAC mark with 34 second-half points... February 24, 2002, Phoenix posted the 1,500th win in club history in 2,730 games with a 92-83 win at USAC to become fourth-fastest NBA team to reach the 1,500-win mark (Boston, Lakers, Philadelphia)... April 6, 1994 in Phoenix, **Kevin Johnson** set a Phoenix record with 25 assists... April 2, 1995 in San Antonio, **Charles Barkley** scored a Suns series-high 45 points... November 10, 1993 in Phoenix, **Dennis Rodman** grabbed a series-high 25 rebounds.

## By The Numbers:

## Suns vs. San Antonio 2011-2012: 0-4

1/15/12 at San Antonio: Spurs 102, Suns 91

3/27/12 at Phoenix: Spurs 107, Suns 100

4/14/12 at San Antonio: Spurs 105, Suns 91

4/25/12 at Phoenix: Spurs 110, Suns 106

Suns largest margin of victory: 46 (137-91, 4/15/89)

Suns high point total: 143 (10/31/77)

Suns low point total: 71 (4/16/02, 3/1/01)

Spurs largest margin of victory: 30 (114-84, 11/5/80)

Spurs high point total: 145 (10/31/77)

Spurs low point total: 74 (11/7/99)

## All-Time Series Results:

Suns vs. Spurs at Phoenix: 48-25

Suns vs. Spurs at San Antonio: 24-50

Suns vs. Spurs overall: 72-75

	HOME	AWAY
Suns last win:	4/13/11 (106-103)	10/29/08 (103-98)
Suns last loss:	4/25/12 (110-106)	4/14/12 (105-91)
Streaks:	Lost two	Lost six

# Toronto Raptors



**Air Canada Centre**  
**50 Bay Street, Suite 500**  
**Toronto, Ontario, Canada**  
**M5J 2L2**  
**(416) 815-5600**  
**Fax: (416) 359-9331**  
**www.raptors.com**

## 2012-2013 vs. Suns:

November 30 at Toronto  
 March 6 at Phoenix

## 2011-2012 Finish:

**23-43 (.348)**

Fourth in Atlantic Division

## Playoffs:

Did not qualify

<b>Chairman of the Board</b>	Larry Tanenbaum
<b>President &amp; General Manager</b>	Bryan Colangelo
<b>Head Coach</b>	Dwane Casey
<b>Assistant Coaches</b>	Johnny Davis, Tom Sterner, Scott Roth, Micah Nori, Eric Hughes, Alex McKechnie
<b>Head Athletic Trainer</b>	Scott McCullough
<b>Director, Media Relations</b>	Jim LaBumbard
<b>Manager, Media Relations</b>	Roven Yau
<b>Coordinator, Media Relations</b>	Phil Summers
<b>Home Court</b>	Air Canada Centre (19,800, built in 1999)
<b>Team Colors</b>	Red, Black, Silver
<b>Radio</b>	Sportsnet (590 AM) Paul Jones, Eric Smith
<b>TV</b>	TSN, TSN2, Sportsnet, Sportsnet ONE Matt Devlin, Leo Rautins, Jack Armstrong, Sherman Hamilton

## 2011-2012 Regular Season Stats – Suns vs. Raptors

PLAYER	G-GS	MIN	FG-FGA	PCT	3FG-FGA	PCT	FT-FTA	PCT	OFF	DEF	TOT	AST	PF-DQ	STL	TO	BLK	PTS	AVG
Gortat	1-1	38	9-16	.563	0-0	—	3-5	.600	3	9	12	1	2-0	0	0	2	21	21.0
Nash	1-1	35	8-14	.571	1-4	.250	0-0	—	1	6	7	14	0-0	0	6	0	17	17.0
Warrick	1-0	26	6-9	.667	0-0	—	5-6	.833	1	0	1	4	2-0	0	1	0	17	17.0
Hill	1-1	22	5-10	.500	1-1	1.000	0-0	—	0	5	5	0	2-0	0	3	0	11	11.0
Brown	1-0	17	2-4	.500	1-2	.500	2-2	1.000	0	0	0	0	1-0	1	0	0	7	7.0
Dudley	1-0	24	2-7	.286	1-4	.250	1-2	.500	0	1	1	1	1-0	3	1	0	6	6.0
Morris	1-1	17	2-3	.667	0-0	—	0-0	—	0	1	1	1	2-0	0	1	0	4	4.0
Price	1-1	28	2-3	.667	0-0	—	0-0	—	2	3	5	0	4-0	2	0	0	4	4.0
Telfair	1-0	14	1-6	.167	0-0	—	2-2	1.000	1	2	3	2	1-0	0	1	0	4	4.0
Frye	1-0	12	1-7	.143	1-4	.250	0-0	—	0	3	3	0	3-0	1	2	2	3	3.0
Redd	1-0	5	1-2	.500	0-1	.000	0-0	—	0	2	2	0	0-0	0	0	0	2	2.0
Lopez	1-0	4	0-1	.000	0-0	—	0-0	—	0	0	0	0	2-0	0	0	0	0	0.0
<b>SUNS</b>	<b>1</b>	<b>240</b>	<b>39-82</b>	<b>.476</b>	<b>5-16</b>	<b>.313</b>	<b>13-17</b>	<b>.765</b>	<b>8</b>	<b>32</b>	<b>40</b>	<b>23</b>	<b>20-0</b>	<b>7</b>	<b>15</b>	<b>4</b>	<b>96</b>	<b>96.0</b>

PLAYER	G-GS	MIN	FG-FGA	PCT	3FG-FGA	PCT	FT-FTA	PCT	OFF	DEF	TOT	AST	PF-DQ	STL	TO	BLK	PTS	AVG
Bargnani	1-1	42	10-21	.476	4-6	.667	12-12	1.000	1	5	6	2	2-0	2	2	1	36	36.0
Barbosa	1-0	31	7-14	.500	3-3	1.000	2-2	1.000	0	2	2	0	1-0	1	1	1	19	19.0
J. Johnson	1-1	35	7-12	.583	0-1	.000	4-4	1.000	3	7	10	0	3-0	1	2	0	18	18.0
Calderon	1-1	33	2-5	.400	0-0	—	2-3	.667	0	4	4	11	1-0	1	3	0	6	6.0
A. Johnson	1-0	13	2-5	.400	0-0	—	1-2	.500	2	1	3	0	3-0	0	1	0	5	5.0
Kleiza	1-0	20	1-5	.200	1-3	.333	2-2	1.000	2	8	10	0	3-0	1	2	0	5	5.0
DeRozan	1-1	23	2-8	.250	0-0	—	0-0	—	0	1	1	2	2-0	2	1	0	4	4.0
Bayless	1-0	15	1-6	.167	0-2	.000	0-0	—	0	2	2	1	1-0	0	2	0	2	2.0
Butler	1-0	7	1-1	1.000	0-0	—	0-0	—	0	2	2	0	1-0	0	1	0	2	2.0
Gray	1-1	15	1-4	.250	0-0	—	0-0	—	3	2	5	1	3-0	2	0	0	2	2.0
Davis	1-0	3	0-1	.000	0-0	—	0-0	—	0	1	1	0	2-0	0	1	0	0	0.0
Forbes	1-0	3	0-0	—	0-0	—	0-0	—	0	0	0	1	0-0	0	0	0	0	0.0
<b>RAPTORS</b>	<b>1</b>	<b>240</b>	<b>34-82</b>	<b>.415</b>	<b>8-15</b>	<b>.533</b>	<b>23-25</b>	<b>.920</b>	<b>11</b>	<b>35</b>	<b>46</b>	<b>18</b>	<b>22-0</b>	<b>10</b>	<b>17</b>	<b>2</b>	<b>99</b>	<b>99.0</b>

## Series Scores &amp; Summary

Date	Site	Final	W/L	Date	Site	Final	W/L
11/10/95	Tor	112-108	W	12/26/04	Phx	106-94	W
2/23/96	Phx	110-105	W	1/30/05	Tor	123-105	W
2/1/97	Tor	86-110	L	11/22/05	Phx	90-82	W
3/11/97	Phx	101-105	L	3/31/06	Tor	140-126	W
12/5/97	Phx	110-91	W	12/19/06	Phx	115-98	W
2/3/98	Tor	110-105	W	1/3/07	Tor	100-98	W
11/23/99	Phx	94-93	W	12/5/07	Tor	136-123	W
2/27/00	Tor	102-103	L	12/22/07	Phx	122-103	W
12/10/00	Tor	95-87	W	1/18/09	Tor	117-113	W
12/30/00	Phx	109-103	W	2/27/09	Phx	133-113	W
11/18/01	Phx	81-87	L	11/15/09	Phx	101-100	W
12/9/01	Tor	91-90	W	11/29/09	Tor	113-94	W
2/21/03	Tor	89-92	L	2/25/11	Tor	110-92	W
3/17/03*	Phx	95-91	W	3/23/11	Phx	114-106	W
1/4/04	Tor	73-83	L	1/24/12	Phx	96-99	L
2/10/04	Phx	94-101	L				

\*Overtime

## Suns Players Career Statistics vs. Raptors

PLAYER	G-GS	MIN	FG-FGA	PCT	3FG-FGA	PCT	FT-FTA	PCT	OFF	DEF	TOT	AST	PF-DQ	STL	TO	BLK	PTS	AVG	HI
O'Neal	39-30	1090	206-446	.462	0-3	.000	107-149	.718	70	219	289	78	113-1	15	71	73	519	13.3	29
Scola	10-8	278	51-109	.468	0-1	.000	22-27	.815	19	75	94	16	32-0	5	13	5	124	12.4	21
Frye	15-7	349	64-134	.478	15-34	.441	37-41	.902	22	58	80	11	46-0	7	23	12	180	12.0	20
Beasley	9-8	201	38-98	.388	1-6	.167	23-27	.852	21	33	54	10	24-1	3	14	2	100	11.1	28
Dudley	13-2	327	42-86	.488	7-25	.280	17-23	.739	22	31	53	8	27-0	13	8	5	108	8.3	17
Brown	7-0	108	18-36	.500	8-16	.500	12-13	.923	2	7	9	2	10-0	3	3	3	56	8.0	14
Johnson	3-1	70	9-27	.333	4-14	.286	2-2	1.000	4	2	6	6	2-0	4	3	2	24	8.0	14
Telfair	14-6	311	32-101	.317	10-35	.286	15-18	.833	6	17	23	47	33-0	9	26	0	89	6.4	16
Gortat	13-1	176	27-47	.574	0-0	—	9-15	.600	13	37	50	7	18-0	1	4	9	63	4.8	21
Dragic	5-0	79	8-25	.320	0-7	.000	8-9	.889	5	3	8	9	14-0	2	7	0	24	4.8	14
Morris	1-1	17	2-3	.667	0-0	—	0-0	—	0	1	1	1	2-0	0	1	0	4	4.0	4

## Series Highlights &amp; Top Performances

Phoenix had won seven consecutive season series for 14-straight wins prior to the 2011-12 season, which was the longest active Suns streak against one opponent... Phoenix scored a series-high 140 points on March 31, 2006, the most points ever scored at the Air Canada Centre... January 30, 2005, Phoenix's 46 points in the third quarter of the team's 123-105 victory, was the most points scored ever in a quarter vs. Toronto... Toronto held the Suns to a series-low 73 points on January 4, 2004 in Toronto... February 27, 2000, **Vince Carter** scored 51 points for the Raptors in a 103-102 Toronto win... February 3, 1998, **Jason Kidd** dished out a series-high 16 assists... **Marcus Camby** tied a Raptors franchise record with nine blocked shots as Toronto gained its first-ever win over the Suns, 110-86, on February 1, 1997... The Raptors had 15 blocked shots as a team in that contest... On March 11, 1997, Toronto gained its first road victory in the series, 105-101, at USAC... Phoenix took the first-ever meeting in the series, 112-108, on November 10, 1995.

## By The Numbers:

## Suns vs. Toronto 2011-2012: 0-1

1/24/12 at Phoenix: Raptors 99, Suns 96

## All-Time Series Results:

Suns vs. Raptors at Phoenix: 12-4

Suns vs. Raptors at Toronto: 11-4

Suns vs. Raptors overall: 23-8

Suns largest margin of victory: 20 (2/27/09, 133-113)

Suns high point total: 140 (3/31/06)

Suns low point total: 73 (1/4/04)

Raptors largest margin of victory: 24 (110-86, 2/1/97)

Raptors high point total: 126 (3/31/06)

Raptors low point total: 82 (11/22/05)

	HOME	AWAY
Suns last win:	3/23/11 (114-106)	2/25/11 (110-92)
Suns last loss:	1/24/12 (99-96)	1/4/04 (83-73)
Streaks:	Lost one	Won seven

# Utah Jazz



301 West South Temple  
Salt Lake City, UT 84101  
(801) 325-2500  
Fax: (801) 325-2578  
www.utahjazz.com

## 2012-2013 vs. Suns:

November 10 at Utah  
December 14 at Phoenix  
January 4 at Phoenix  
March 27 at Utah

## 2011-2012 Finish:

36-30 (.545)

Third in Northwest Division

## Playoffs:

Lost to San Antonio 4-0

## Owner

Gail Miller  
(part of Larry H. Miller Group  
of Companies)

## President

Randy Rigby

## Exec. VP, Basketball Operations/GM

Kevin O'Connor

## Head Coach

Tyrone Corbin

## Assistant Coaches

Jeff Hornacek, Sidney Lowe,  
Michael Sanders, Brad Jones

## Head Athletic Trainer

Gary Briggs

## Sr. Vice President, Communications

Linda Luchetti

## Director, Communications

Jonathan Rinehart

## Senior Manager, Communications

Derek Garduno

## Manager, Communications

Hannah Lee

## Home Court

EnergySolutions Arena (19,911, built in 1991)

## Team Colors

Navy, Yellow, Green, Gray

## Radio

KFNZ (1320 AM) David Locke, Ron Boone

## TV

ROOT Sports (Cable)  
Craig Bolerjack, Matt Harpring

## 2011-2012 Regular Season Stats – Suns vs. Jazz

PLAYER	G-GS	MIN	FG-FGA	PCT	3FG-FGA	PCT	FT-FTA	PCT	OFF	DEF	TOT	AST	PF-DQ	STL	TO	BLK	PTS	AVG
Frye	2-2	68	15-31	.484	8-15	.533	1-1	1.000	1	12	13	3	5-0	2	3	5	39	19.5
Dudley	3-3	109	17-36	.472	6-15	.400	6-13	.462	6	11	17	5	5-0	5	2	0	46	15.3
Gortat	3-3	93	18-30	.600	0-1	.000	5-12	.417	6	19	25	1	3-0	1	4	2	41	13.7
Nash	3-3	104	11-24	.458	3-10	.300	14-14	1.000	1	9	10	36	6-0	0	14	1	39	13.0
Redd	3-0	51	15-33	.455	6-14	.429	2-4	.500	0	2	2	1	4-0	1	2	0	38	12.7
Brown	3-2	77	11-29	.379	2-5	.400	4-4	1.000	2	8	10	7	2-0	1	4	0	28	9.3
Morris	2-1	42	7-15	.467	1-6	.167	2-5	.400	2	6	8	3	8-0	0	2	0	17	8.5
Telfair	3-0	40	9-16	.563	1-5	.200	3-4	.750	1	6	7	6	9-0	6	5	1	22	7.3
Warrick	2-0	33	5-12	.417	0-1	.000	4-6	.667	0	5	5	5	2-0	1	2	0	14	7.0
Lopez	3-0	51	6-13	.462	0-0	—	7-11	.636	2	11	13	0	9-0	3	0	6	19	6.3
Hill	2-1	38	5-13	.385	0-1	.000	2-3	.667	1	6	7	3	0-0	3	0	1	12	6.0
Childress	2-0	15	0-1	.000	0-0	—	0-0	—	1	0	1	1	1-0	0	0	0	0	0.0
<b>SUNS</b>	<b>3</b>	<b>720</b>	<b>119-253</b>	<b>.470</b>	<b>27-73</b>	<b>.370</b>	<b>50-77</b>	<b>.649</b>	<b>23</b>	<b>95</b>	<b>118</b>	<b>71</b>	<b>54-0</b>	<b>23</b>	<b>39</b>	<b>16</b>	<b>315</b>	<b>105.0</b>

PLAYER	G-GS	MIN	FG-FGA	PCT	3FG-FGA	PCT	FT-FTA	PCT	OFF	DEF	TOT	AST	PF-DQ	STL	TO	BLK	PTS	AVG
Millsap	3-3	110	27-49	.551	0-2	.000	15-22	.682	10	23	33	13	11-0	9	7	3	69	23.0
Jefferson	3-3	104	23-51	.451	0-0	—	6-6	1.000	5	25	30	6	6-0	1	0	4	52	17.3
Miles	2-1	59	12-24	.500	1-7	.143	6-9	.667	0	8	8	3	4-0	2	6	1	31	15.5
Hayward	3-2	109	17-30	.567	4-8	.500	6-7	.857	1	12	13	12	4-0	3	2	0	44	14.7
Favors	3-0	65	15-26	.577	0-0	—	6-10	.600	8	14	22	1	7-0	1	7	8	36	12.0
Harris	2-2	51	7-16	.438	4-9	.444	3-4	.750	0	4	4	5	9-0	2	7	0	21	10.5
Bell	1-1	21	3-4	.750	1-2	.500	0-0	—	0	1	1	1	3-0	0	1	0	7	7.0
Burks	2-0	30	4-9	.444	1-2	.500	5-6	.833	1	5	6	1	6-0	1	2	0	14	7.0
Tinsley	3-0	60	6-15	.400	1-3	.333	3-4	.750	1	6	7	15	7-0	0	4	0	16	5.3
Howard	2-1	32	5-18	.278	0-2	.000	0-0	—	3	4	7	0	1-0	1	2	1	10	5.0
Kanter	3-0	27	4-7	.571	0-0	—	4-4	1.000	3	4	7	0	4-0	1	1	0	12	4.0
Carroll (TOT)	1-1	19	1-5	.200	0-0	—	0-0	—	0	1	1	2	1-0	0	0	0	2	2.0
Carroll (UTA)	1-1	19	1-5	.200	0-0	—	0-0	—	0	1	1	2	1-0	0	0	0	2	2.0
Watson	2-1	34	0-2	.000	0-0	—	2-2	1.000	2	4	6	10	1-0	3	1	2	2	1.0
<b>JAZZ</b>	<b>3</b>	<b>720</b>	<b>124-256</b>	<b>.484</b>	<b>12-35</b>	<b>.343</b>	<b>56-74</b>	<b>.757</b>	<b>34</b>	<b>111</b>	<b>145</b>	<b>69</b>	<b>64-0</b>	<b>24</b>	<b>40</b>	<b>19</b>	<b>316</b>	<b>105.3</b>



## Series Scores &amp; Summary

Date	Site	Final	%	Date	Site	Final	%	Date	Site	Final	%	Date	Site	Final	%	Date	Site	Final	%
11/8/74	N.O.#	105-102	W	12/19/80	Phx	108-90	W	3/7/86	Phx	103-105	L	4/3/92	Utah	94-113	L	4/21/99	Phx	91-82	W
11/26/74	Phx	120-110	W	2/4/81	Phx	114-89	W	3/22/86	Utah	109-119	L	11/12/92	Utah	102-91	W	4/26/99	Utah	99-85	W
1/25/75	Phx	94-90	W	3/5/81	Utah	112-100	W	1/15/87	Phx	123-107	W	2/26/93	Phx	113-106	W	12/27/99	Utah	91-82	L
2/27/75	N.O.	96-98	L	3/29/81	Phx	105-90	W	2/10/87	Utah	102-98	W	4/11/93	Phx	112-99	W	3/10/00	Phx	96-99	L
12/9/75	N.O.	104-89	W	11/7/81	Utah	87-95	L	2/13/87	Phx	105-98	W	4/17/93	Utah	101-110	L	4/6/00	Utah	85-105	L
12/21/75	Phx	107-120	L	12/5/81	Phx	101-99	W	3/31/87	Utah	95-110	L	11/27/93	Phx	120-98	W	4/16/00	Phx	82-96	L
2/14/76	Phx	112-93	W	2/13/82	Utah	115-120	L	4/3/87	Phx	112-98	W	1/5/94	Utah	107-91	W	1/21/01	Phx	98-109	L
2/20/76	N.O.	103-102	W	3/1/82	Phx	115-102	W	11/13/87	Utah	92-109	L	2/25/94	Utah	87-107	L	2/25/01	Phx	90-80	W
10/22/76	N.O.	98-111	L	3/29/82	Utah	113-102	W	11/18/87	Phx	90-80	W	3/6/94	Phx	92-103	L	3/9/01	Utah	95-107	L
1/29/77	Phx	118-102	W	11/4/82	Phx	119-104	W	2/27/88	Utah	103-108	L	11/21/94	Utah	91-106	L	4/18/01	Phx	98-83	W
3/18/77	Phx	100-104	L	12/25/82	Utah	111-101	W	3/22/88	Utah	96-103	L	2/8/95	Utah	108-104	W	11/26/01	Utah	111-104	W
3/30/77	N.O.	100-112	L	2/2/83	Phx	112-96	W	4/5/88	Phx	111-106	W	2/19/95	Phx	110-107	W	11/30/01	Phx	98-76	W
10/28/77	N.O.	107-114	L	2/24/83	Utah	110-103	W	11/19/88	Utah	121-134	L	3/28/95	Phx	102-111	L	1/8/02	Utah	84-98	L
11/10/77	Phx	127-111	W	3/29/83	Phx	115-107	W	2/6/89	Phx	104-87	W	11/27/95	Phx	105-114	L	4/1/02	Phx	96-87	L
12/16/77	N.O.	126-113	W	11/29/83	L.V.	110-114	L	2/20/89	Utah	92-118	L	2/26/96	Utah	87-110	L	11/19/02	Utah	76-99	L
1/11/78	Phx	142-99	W	12/2/83	Phx	113-116	L	4/5/89	Phx	114-104	W	4/4/96	Phx	107-100	W	1/8/03	Utah	93-99	L
11/2/78	N.O.	106-99	W	1/10/84	Utah	98-107	L	12/13/89	Utah	95-102	L	4/10/96	Utah	79-103	L	1/12/03	Phx	107-99	W
11/12/78	Phx	128-122	W	2/2/84	Utah	95-116	L	2/14/90	Phx	114-103	L	12/12/96	Utah	95-87	W	3/19/03	Phx	86-99	L
2/17/79	Phx	136-112	W	2/28/84	Phx	113-100	W	3/13/90	Utah	114-106	W	1/16/97	Utah	91-95	L	11/5/03	Utah	80-91	L
3/18/79	N.O.	117-121	L	11/17/84	Utah	94-108	L	4/9/90	Phx	119-115	W	1/22/97	Phx	99-111	L	2/7/04	Phx	92-96	L
11/19/79	Utah	120-107	W	11/27/84	Phx	115-102	W	11/2/90	Tokyo	119-96	W	4/15/97	Phx	122-127	L	3/12/04	Phx	90-99	L
12/19/79	Phx	117-99	W	1/12/85	Phx	110-94	W	11/3/90	Tokyo	101-102	L	11/4/97	Phx	106-84	W	4/14/04	Utah	89-94	W
1/13/80	Phx	106-103	W	4/6/85	Utah	94-105	L	2/6/91	Utah	99-103	L	2/26/98	Utah	97-108	L	11/30/04	Utah	115-102	W
1/15/80	Utah	115-108	W	4/12/85	Phx	96-92	W	4/2/91	Phx	131-117	W	3/24/98	Utah	73-92	L	12/15/04	Phx	108-86	W
2/28/80	Utah	111-101	W	11/1/85	Utah	110-121	L	11/30/91	Phx	134-125	W	4/17/98	Phx	99-102	L	1/12/05	Utah	108-115	L
3/7/80	Phx	110-94	W	12/6/85	Phx	111-92	W	1/31/92	Utah	111-117	L	2/11/99	Phx	74-82	L	2/14/05	Phx	136-128	W
10/15/80	Utah	107-93	W	2/22/86	Utah	97-105	L	3/1/92	Phx	114-109	W	4/3/99	Utah	92-95	L	11/5/05	Utah	97-88	W

\*Overtime # New Orleans Jazz

## Suns Players Career Statistics vs. Jazz

PLAYER	G-GS	MIN	FG-FGA	PCT	3FG-FGA	PCT	FT-FTA	PCT	OFF	DEF	TOT	AST	PF-DQ	STL	TO	BLK	PTS	AVG	HI
Scola	17-16	591	95-189	.503	0-0	—	67-87	.770	33	116	149	39	58-1	14	31	10	257	15.1	26
Beasley	9-6	225	49-108	.454	6-14	.429	22-30	.733	8	36	44	12	25-0	5	22	9	126	14.0	24
O'Neal	28-18	673	123-254	.484	0-0	—	100-139	.719	45	129	174	32	74-1	6	52	46	346	12.4	31
Johnson	7-6	202	28-50	.560	14-29	.483	5-6	.833	5	15	20	9	19-0	5	6	4	75	10.7	19
Frye	21-7	442	77-179	.430	27-65	.415	16-20	.800	19	67	86	19	69-1	15	17	21	197	9.4	31
Dragic	13-1	232	36-87	.414	13-31	.419	31-42	.738	8	16	24	32	19-0	8	26	1	116	8.9	32
Morris	2-1	42	7-15	.467	1-6	.167	2-5	.400	2	6	8	3	8-0	0	2	0	17	8.5	11
Gortat	11-4	250	41-72	.569	0-1	.000	10-20	.500	23	50	73	5	23-0	5	14	15	92	8.4	25
Telfair	20-9	433	56-146	.384	12-42	.286	39-51	.765	4	28	32	63	53-1	21	31	4	163	8.2	19
Dudley	15-3	353	42-106	.396	13-44	.295	18-31	.581	18	39	57	17	30-0	15	11	1	115	7.7	21
Brown	14-3	302	41-117	.350	5-23	.217	11-13	.846	4	24	28	25	19-0	7	13	4	98	7.0	12

## Series Highlights &amp; Top Performances

The Suns have won 17 of the last 29 contests... Feb. 15, 2011, **Channing Frye** scored a then career-high 31 points and grabbed 11 rebounds for the first 30-10 game of his career... March 7, 2008, **Shaquille O'Neal** became only the 11th player in NBA history to reach 26,000 career points with 20 points (8-12 FG), seven rebounds and two blocks... April 14, 2007, Phoenix claimed its 61st victory of the season with a 126-98 win at Utah, the second-most in franchise history behind only the 2004-05 and 1992-93 teams that each won 62 games... February 7, 2004, **Amar'e Stoudemire** tied a franchise high and set an USAC record with 10 blocked shots in a 96-92 loss in Phoenix... March 18, 1977 in Phoenix, **Pete Maravich** scored series-high 51 points... January 15, 1987 in Phoenix, **Walter Davis** scored Suns series-high 45 points... April 2, 1991 in Phoenix, **Kevin Johnson** handed out a Suns series-best 20 assists... November 19 and March 22, 1988, **John Stockton** dished out a series-high 21 assists... October 28, 1977 in New Orleans, Jazz forward **Leonard "Truck" Robinson** grabbed series-high 25 boards.

## By The Numbers:

## Suns vs. Utah 2011-2012: 2-1

3/14/12 at Phoenix: Suns 120, Jazz 111

4/4/12 at Utah: Suns 107, Jazz 105

4/24/12 at Utah: Jazz 100, Suns 88

## All-Time Series Results:

Suns vs. Jazz at Phoenix: 56-22

Suns vs. Jazz on road: 30-50

Suns vs. Jazz overall: 86-72

Suns largest margin of victory: 43 (142-99, 1/11/78)

Suns high point total: 142 (1/11/78)

Suns low point total: 73 (3/24/98)

Jazz largest margin of victory: 26 (118-92, 2/20/89)

Jazz high point total: 134 (11/19/88)

Jazz low point total: 76 (11/30/01)

	HOME	AWAY
Suns last win:	3/14/12 (120-111)	4/4/12 (107-105)
Suns last loss:	3/4/10 (116-108)	4/24/12 (100-88)

Streaks:	Won three	Lost one
----------	-----------	----------

# Washington Wizards



601 F Street NW  
Washington, DC 20004  
(202) 661-5000  
Fax: (202) 661-5113  
www.washingtonwizards.com

## 2012-2013 vs. Suns:

March 16 at Washington  
March 20 at Phoenix

## 2011-2012 Finish:

20-46 (.303)

Fourth in Southeast Division

## Playoffs:

Did not qualify

<b>Majority Owner</b>	Ted Leonsis
<b>President</b>	Ernie Grunfeld
<b>Head Coach</b>	Randy Wittman
<b>Assistant Coaches</b>	Don Newman, Don Zierden, Sam Cassell, Jerry Sichting, Ryan Saunders, Gene Banks
<b>Head Athletic Trainer</b>	Eric Waters
<b>Senior Director, Communications</b>	Scott Hall
<b>Director of Basketball Communications</b>	Patrick Rees
<b>Communications Manager</b>	Daren Jenkins
<b>Home Court</b>	Verizon Center (20,278, built in 1997)
<b>Team Colors</b>	Red, White, Blue
<b>Radio</b>	The Fan (106.7 FM) Dave Johnson, Glenn Consor
<b>TV</b>	Comcast SportsNet (Cable) Steve Buckhantz, Phil Chenier, Chris Miller

## 2011-2012 Regular Season Stats – Suns vs. Wizards

PLAYER	G-GS	MIN	FG-FGA	PCT	3FG-FGA	PCT	FT-FTA	PCT	OFF	DEF	TOT	AST	PF-DQ	STL	TO	BLK	PTS	AVG
Gortat	1-1	34	9-14	.643	0-0	—	2-4	.500	1	6	7	1	2-0	2	2	1	20	20.0
Frye	1-1	32	6-9	.667	4-7	.571	3-4	.750	2	9	11	0	4-0	0	1	2	19	19.0
Redd	1-0	22	4-9	.444	2-4	.500	4-4	1.000	1	3	4	3	1-0	0	1	0	14	14.0
Nash	1-1	28	3-6	.500	0-2	.000	6-7	.857	1	6	7	11	0-0	2	3	1	12	12.0
Hill	1-1	28	3-12	.250	0-1	.000	5-6	.833	0	5	5	2	1-0	1	0	0	11	11.0
Dudley	1-1	26	4-8	.500	0-1	.000	0-0	—	1	2	3	1	1-0	2	2	0	8	8.0
Telfair	1-0	20	4-6	.667	0-1	.000	0-0	—	0	0	0	1	1-0	0	1	0	8	8.0
Morris	1-0	25	2-8	.250	0-2	.000	2-2	1.000	1	4	5	0	4-0	0	1	0	6	6.0
Brown	1-0	20	2-7	.286	1-3	.333	0-0	—	1	0	1	1	1-0	1	2	0	5	5.0
Lopez	1-0	5	0-0	—	0-0	—	1-2	.500	0	0	0	0	2-0	0	0	1	1	1.0
<b>SUNS</b>	<b>1</b>	<b>240</b>	<b>37-79</b>	<b>.468</b>	<b>7-21</b>	<b>.333</b>	<b>23-29</b>	<b>.793</b>	<b>8</b>	<b>35</b>	<b>43</b>	<b>20</b>	<b>17-0</b>	<b>8</b>	<b>14</b>	<b>5</b>	<b>104</b>	<b>104.0</b>
PLAYER	G-GS	MIN	FG-FGA	PCT	3FG-FGA	PCT	FT-FTA	PCT	OFF	DEF	TOT	AST	PF-DQ	STL	TO	BLK	PTS	AVG
Crawford	1-0	26	7-10	.700	2-5	.400	4-5	.800	0	3	3	2	2-0	1	4	0	20	20.0
Booker	1-1	25	7-12	.583	0-0	—	2-2	1.000	4	4	8	1	2-0	1	0	1	16	16.0
Mason	1-0	22	4-8	.500	2-4	.500	0-0	—	0	1	1	1	1-0	1	1	0	10	10.0
McGee	1-1	20	5-11	.455	0-0	—	0-3	.000	3	6	9	0	3-0	1	1	2	10	10.0
Wall	1-1	31	4-11	.364	0-1	.000	2-3	.667	0	6	6	6	2-0	0	4	0	10	10.0
Young	1-1	29	3-13	.231	0-4	.000	0-0	—	0	2	2	1	4-0	0	2	0	6	6.0
Seraphin	1-0	16	2-3	.667	0-0	—	1-2	.500	1	3	4	0	0-0	0	0	2	5	5.0
C. Singleton	1-1	14	2-5	.400	1-2	.500	0-0	—	0	1	1	0	3-0	1	1	0	5	5.0
Lewis	1-0	30	1-6	.167	0-3	.000	1-2	.500	0	2	2	2	2-0	2	2	1	3	3.0
Mack	1-0	17	1-4	.250	0-1	.000	1-2	.500	0	4	4	2	0-0	0	1	0	3	3.0
Vesely	1-0	11	0-1	.000	0-0	—	0-0	—	3	1	4	1	4-0	0	0	0	0	0.0
<b>WIZARDS</b>	<b>1</b>	<b>240</b>	<b>36-84</b>	<b>.429</b>	<b>5-20</b>	<b>.250</b>	<b>11-19</b>	<b>.579</b>	<b>11</b>	<b>33</b>	<b>44</b>	<b>16</b>	<b>23-0</b>	<b>7</b>	<b>17</b>	<b>6</b>	<b>88</b>	<b>88.0</b>

## Series Scores &amp; Summary

Date	Site	Final	%	Date	Site	Final	%	Date	Site	Final	%	Date	Site	Final	%
10/20/68	Phx	122-134	L	11/17/72	Bal	106-117	L	12/9/78	Was	98-101	L	1/2/89	Was	125-122	W
11/29/68	Bal	106-124	L	1/14/73	Phx	85-94	L	12/20/78	Phx	129-137	L	11/18/89	Phx	118-107	W
12/21/68	Bal	117-131	L	2/21/73	Bal	107-98	W	1/5/79	Was	94-104	L	3/7/90	Was	113-111	W
1/11/69	Phx	107-118	L	11/4/73	Cap	99-102	L	2/15/79	Phx	119-108	W	1/15/91	Phx	127-97	W
2/20/69	Bal	121-140	L	12/7/73	Phx	114-92	W	12/11/79	Was	123-99	W	3/8/91	Was	117-91	W
3/10/69	Phx	121-140	L	1/27/74	Phx	127-107	L	2/15/80	Phx	116-104	W	1/25/92	Was	121-115	W
11/19/69	Bal	118-133	L	2/6/74	Cap	101-109	L	1/28/81	Was	98-108	L	2/15/92	Phx	124-98	W
11/21/69	Bal	116-126	L	11/2/74	Phx	94-108	L	2/8/81*	Phx	113-107	W	12/15/92	Phx	125-115	W
11/25/69	Phx	124-134	L	1/8/75	Phx	95-102	L	12/12/81	Phx	98-105	L	1/22/93	Was	122-115	W
12/10/69	Phx	137-107	W	2/4/75	Phx	90-89	W	3/9/82	Was	103-95	W	12/9/93	Phx	114-95	W
1/15/70	Phx	124-115	W	2/19/75	Was	97-120	L	11/24/82	Phx	93-106	L	3/9/94	Was	142-106	W
1/18/70	Phx	134-133	W	12/5/75	Phx	87-92	L	1/29/83	Was	82-88	L	12/6/94+	Was	ppd	
10/31/70	Bal	103-106	L	1/1/76	Was	103-114	L	1/15/84	Phx	110-101	W	12/19/94	Phx	113-102	W
11/20/70	Bal	110-121	L	1/24/76	Phx	84-100	L	3/16/84*	Was	110-109	W	4/6/95	Was	127-123	W
1/16/71	Phx	117-100	W	2/28/76	Was	89-92	L	12/13/84	Phx	116-86	W	12/20/95*	Phx	106-104	W
2/9/71	Bal	120-115	W	11/25/76	Phx	104-98	W	1/26/85*	Was	105-110	L	2/4/96*	Was	123-115	W
3/7/71	Phx	108-117	L	1/7/77	Was	89-99	L	1/8/86	Phx	109-97	W	12/18/96	Phx	114-107	W
10/30/71	Bal	94-101	L	2/10/77	Phx	103-109	L	1/23/86	Was	112-114	L	1/8/97*	Was	113-115	L
1/9/72	Coll. Park	103-109	L	3/6/77*	Was	110-118	L	1/23/87	Was	90-109	L	1/4/98	Was	99-109	L
1/16/72	Phx	104-107	L	11/4/77	Was	96-113	L	2/16/87	Phx	110-124	L	3/27/98	Phx	89-85	W
2/10/72	Phx	131-98	W	1/22/78	Phx	114-101	W	2/27/88	Phx	106-116	L	12/19/99	Phx	99-85	W
3/1/72	Phx	90-95	L	2/12/78	Phx	121-109	W	3/9/88	Was	111-115	L	2/24/00	Was	92-83	W
10/15/72	Phx	107-98	W	2/24/78*	Was	120-121	L	12/6/88	Phx	130-92	W	1/27/01	Was	82-89	L

\*Overtime

# Baltimore Bullets

% Capital Bullets

+postponed due to condensation on court, made up 4/6/95

## Suns Players Career Statistics vs. Wizards

PLAYER	G-GS	MIN	FG-FGA	PCT	3FG-FGA	PCT	FT-FTA	PCT	OFF	DEF	TOT	AST	PF-DQ	STL	TO	BLK	PTS	AVG	HI
O'Neal	35-31	1111	218-443	.492	0-3	.000	108-154	.701	76	218	294	58	115-0	12	61	70	544	15.5	38
Scola	10-9	307	67-112	.598	0-0	—	21-26	.808	20	41	61	16	37-1	2	26	4	155	15.5	24
Beasley	9-7	267	56-125	.448	2-16	.125	12-17	.706	13	36	49	15	26-0	5	15	5	126	14.0	19
Frye	14-9	352	67-139	.482	21-43	.488	18-23	.783	27	63	90	12	38-0	6	20	11	173	12.4	30
Brown	8-1	166	31-66	.470	11-26	.423	10-10	1.000	4	14	18	12	12-0	8	5	2	83	10.4	16
Telfair	12-6	292	45-99	.455	8-25	.320	19-24	.792	5	18	23	46	29-0	9	15	3	117	9.8	24
Dragic	7-0	132	22-43	.512	4-11	.364	16-19	.842	3	17	20	27	18-0	4	9	1	64	9.1	12
Morris	1-0	25	2-8	.250	0-2	.000	2-2	1.000	1	4	5	0	4-0	0	1	0	6	6.0	6
Johnson	2-2	35	4-14	.286	2-6	.333	1-2	.500	0	4	4	1	3-0	0	1	1	11	5.5	6
Gortat	14-1	191	31-55	.564	0-0	—	14-18	.778	24	45	69	6	20-0	9	10	9	76	5.4	20
Dudley	10-2	196	14-40	.350	6-15	.400	12-15	.800	6	18	24	14	13-0	8	11	0	46	4.6	11

## Series Highlights &amp; Top Performances

The Suns swept the series for the fifth consecutive season in 2011-12 and have won 35 of the last 45 meetings in the series, including 20 of the last 23 games at home... December 22, 2006, **Gilbert Arenas** scored a USAC-record 54 points and led the Wizards to a 144-139 overtime win to snap the Suns' then franchise-record 15-game win streak – the Suns had arrived home just hours before tip off after two snow bound days in Denver... In his final appearance in the Valley, **Michael Jordan** scored 14 points on March 21, 2003 in the Suns' 109-83 victory... February 15, 2002, Jordan hit a jumper with :00.2 left to give Washington a 97-96 win in Phoenix... **Tom Chambers** scored a Suns series-high 44 points on March 7, 1990... November 29, 1968 in Baltimore, Bullet **Wes Unseld** grabbed a series-high 26 rebounds... February 8, 1981 in Phoenix, Bullet **Kevin Porter** dished a series-high 17 assists... December 9, 1993 in Phoenix, **Kevin Johnson** picked a series-best 10 steals... **Manute Bol**, standing 7-7, blocked a series-high 10 shots January 8, 1986.

## By The Numbers:

## Suns vs. Washington 2011-2012: 1-0

2/20/12 at Phoenix: Suns 104, Wizards 88

## All-Time Series Results:

Suns vs. Wizards at Phoenix: 37-20

Suns vs. Wizards on road: 21-35

Suns vs. Wizards overall: 58-55

Suns largest margin of victory: 38 (130-92, 12/6/88)

Suns high point total: 142 (3/9/94)

Suns low point total: 82 (1/29/83, 1/27/01)

Wizards largest margin of victory: 23 (120-97, 2/19/75)

Wizards high point total: 144 (12/22/06\*)

Wizards low point total: 83 (2/24/00; 3/21/03)

	HOME	AWAY
Suns last win:	2/20/12 (104-88)	1/21/11 (109-91)
Suns last loss:	12/22/06 (144-139*)	1/15/05 (108-103)
Streaks:	Won five	Won six

# Community Outreach

## NBA Cares

Community outreach is integral to the Phoenix Suns mission. Last year, the Suns:

- Renovated a reading and learning center
- Refurbished two basketball courts
- Donated over 40,000 pounds of food to local agencies to feed the hungry
- Provided holiday gifts to children at St. Joseph's Hospital and Medical Center
- Totaled over 8,000 volunteer hours throughout the Valley to assist non-profits
- Over 18,000 kids play basketball through the Jr. Suns/Jr. Mercury basketball program

## EDUCATION

### Live, Learn and Play Projects

The cornerstone of the Suns' projects is based off the principles of: building places to live, creating places to play and renovating places to learn. Throughout the season, the Suns touch thousands of people through these projects. In addition, Suns players and The Gorilla support these programs through various appearances at each. Other components of the program include book drives, essay contests, and television and radio public service announcements.

### Suns/Diamondbacks Education Academy

The problem of high school dropouts is startling. In 2009-10, 5.1% of Arizona's high school students dropped out, including 4,500 dropouts from the Phoenix Union High School District alone...one of the highest dropout rates in the country.

The Suns are proud to be part of a unique solution addressing the dropout problem. In partnership with Communities in Schools of Arizona, the Suns/Diamondbacks Education Academy provides educational opportunities to high-risk students ages 16-21 who have out-aged high school. The academy does so by addressing their needs through individualized programs that are motivational and are offered at times that meet their schedules. Although PUHSD, the largest district in the Valley, is the educational partner in this project, students from throughout metro Phoenix are eligible to attend the Academy. Throughout the year, Suns and Diamondbacks employees visit the school to encourage students and reward their accomplishments.

### Quest for Quality

The Suns donate thousands of complimentary tickets to schools and charity organizations each season. Through the Quest for Quality program, sponsored by APS, Arizona schools apply for an allotment of tickets to be used as student rewards for exemplary behavior and achievement. Two students from each school are selected to have his/her picture taken with a Suns player on the court at halftime, and every student receives a certificate of achievement.

## COMMITMENT TO COMMUNITY

### Jr. Suns/Jr. Mercury Youth Basketball Leagues

Jr. Suns/Jr. Mercury Youth Basketball Leagues provide kids with the opportunity to learn what it takes to win... both on and off the court. Kids of all skill levels can participate in leagues that run throughout the year and even have a chance to scrimmage in front of the home crowd at US Airways Center. Special visits by Suns and Mercury players, coaches and alumni provide added motivation for the kids. By showing kids that a winning attitude goes a long way, Jr. Suns/Jr. Mercury provides boys and girls ages 6-18 a chance to learn the important lessons of life, the value of a good education, good sportsmanship and giving back to the community. The program is sponsored by Blue Cross Blue Shield of Arizona, Dick's Sporting Goods and Gatorade.

### Suns Nite Hoops

Suns Nite Hoops is an educational, job placement and recreational program for young adults. This free organized basketball league offers men ages 18-25 a positive alternative to drugs, gangs and violence. Though the hoops are the big draw, participants are required to attend a 45-minute educational workshop prior to each game. There they meet with professional facilitators to discuss important issues such as improving their education and learning personal development skills. Suns Nite Hoops also provides two case managers who work one-on-one with each participant as they work toward specific, personal goals. The success of the program has helped young men change their lives and become productive members of the community.

### Wheelchair Suns Basketball

The Arizona Spinal Cord Injury Association, the Paralyzed Veterans Association and the Suns, the Wheelchair Suns compete in the National Wheelchair Basketball Association. The team has been nationally-ranked in the past and also assist in the community. For younger students, the team presents, "It's OK To Be Different," a look at what makes us unique. For high school students, the team presents a safe driving campaign that includes public service announcements and school assemblies. These sessions include a personal story from a team member who tells how he was injured in a car accident and what could be done to prevent such accidents.

### Suns Alumni Summer Youth Basketball Camps

This summer the Phoenix Suns will host more than 1,500 Valley youth as they head to Grand Canyon University to participate in the Suns Alumni Summer Youth Basketball Camps. Suns legends Connie Hawkins, Mark West, John Shumate, Alvan Adams, Tim Kempton and Suns broadcaster Tom Leander manage the camps. With assistance from the Parks and Recreation Department of the City of Phoenix, the Suns invite kids ages 6-15 living in urban areas to attend the daily activities. The free camps include basketball drills and games, special appearances and presentations, and each child leaves with a memento of their day with the Suns.



### Community Appearances

Meeting a Phoenix Suns player can be a significant experience in the life of a child... or any fan! Suns players, coaches and alumni make appearances year-round, allowing the Suns to support hundreds of community organizations in a unique way. Appearances at schools, hospitals, parks, stores, basketball camps and community events help many other organizations raise funds and build community awareness for their cause.

And the ever-entertaining Gorilla, now a member of the Mascot Hall of Fame, makes friends throughout the state on more than 250 community appearances annually. Many times, he is joined by the Phoenix Suns Entertainment Team, which includes Suns dancers, Verve Sol Patrol and the Suns Toyota Tundra.

### Donations

The Phoenix Suns support hundreds of non-profit and educational organizations each year with donations of cash, merchandise, and autographed items. Thanks to Phoenix Suns players who purchase blocks of tickets to each game, many kids have the chance to see a Suns game live for the very first time. And through Suns Charity Seats, season ticket holders may donate unused seats, which are then donated to non-profit organizations that assist the needs of children.

Through the APS Powers Players program, the Suns renovate old basketball courts. A dedication ceremony features player and alumni clinics for kids who will use the court. In the past five years, the Suns have renovated more than 50 courts statewide.

### Volunteer Efforts

As a community leader, the Phoenix Suns franchise takes the position of role model very seriously. That's why we are a major contributor to the United Way and the United Way Day of Caring. In addition, Phoenix Suns employees serve on numerous community boards and committees, leading a wide variety of charitable efforts throughout the community and state.

### Environmental Leaders

Suns Legacy Partners is committed to becoming conscious and educated about sustainable and environmentally friendly initiatives in order to institute positive change within our organization. Furthermore, by implementing these practices, we hope that others will conform to also make changes for the better of the environment.

## PHOENIX SUNS CHARITIES

Phoenix Suns Charities uses the unique resources of the Suns organization to raise funds that will address the needs of children and families in Arizona. Since its creation in 1989, the foundation has raised over \$13 million through special events, sponsor programs and sports memorabilia auctions.

Annually, Suns Charities grants serve over 120 non-profit organizations that focus on children and youth in the areas of education, health and human services, the arts, as well as sports, recreation and rehabilitation. In 2008, Suns Charities grants topped the one million dollar mark for the first time. The foundation also sponsors the SunStudent Scholarship Program, which awards \$35,000 in scholarships to Arizona High School seniors who have made a significant commitment to community service. In this way, Phoenix Suns Charities is helping to nurture the next generation of community volunteers.

Investing in the community is important to the Phoenix Suns. In fact, the combined value of Suns grants, donations, scholarships, merchandise, tickets and memorabilia now exceeds \$1 million annually.

Questions or comments regarding Phoenix Suns Charities should be directed to Robin Milne, executive director, at (602) 379-7900 or [rmilne@suns.com](mailto:rmilne@suns.com).

# NBA Community Outreach

---

## NBA CARES

NBA Cares is the league's global social responsibility program that builds on the NBA's mission to address important social issues in the United States and around the world. Through this program, the NBA, its teams and players have donated than \$200 million to charity, completed more than 1.9 million hours of hands-on community service, and created more than 720 places where kids and families can live, learn, or play, in 23 countries and territories on five continents. NBA Cares works with internationally recognized youth-serving programs that support education, youth and family development, and health-related causes, including: KaBOOM!, Special Olympics, Boys and Girls Clubs of America, UNICEF, the Make-A-Wish Foundation, and the Global Business Coalition on HIV/AIDS, Malaria and Tuberculosis.



# U·S Airways Center

From its planning inception in 1988 and eventual opening in June of 1992, US Airways Center (formerly America West Arena, as of January 6, 2006) was the benchmark for other cities and other sports facilities. Its design boasted innovations that had not been seen in arenas of its day including multi-story suite levels, attached premium parking facilities, and integrated team practice facility. Both public and private critics saw US Airways Center as a catalytic project capable of stimulating urban growth.

In its first full year of operation, the arena received every award a new venue of its kind was afforded, including *Best New Concert Venue* by Performance Magazine and *Best NBA Facility* by acclaim of those who know best, the players themselves.

Through the course of the 90's, new facilities around the country followed the example of US Airways Center and new projects sprung up in nearly all the major western state metropolitan areas: Denver, Portland, Seattle, Salt Lake City and in 1999, Los Angeles and Dallas with dramatic new STAPLES Center and American Airlines Center. Technology changed, entertainment options proliferated and the city's emerging new downtown continued to evolve in positive ways.

The US Airways Center completed a major \$70 million expansion and improvement project in 2004. Gone is the block exterior, replaced with soaring glass walls. The outdoor ticket office is now enclosed inside the new 14,000 square foot Casino Arizona Pavilion, serving as a grand entrance highlighted by a 12 x 20 foot video wall. On the east side, the Bud Light Paseo is a flexible outdoor entertainment venue covered by a football field-length canopy featuring state-of-the-art sound and video projection systems, as well as the stylish Bud Light bar area and facilities that double as television studio facilities for Suns telecasts and a performance stage for music events. Other improvements include new technology installed in the bowl including a 900-foot LED ribbon, a center-hung scoreboard with HDTV screens, a new sound system, a new Courtside Club, Toyota Club and Verve Energy Lounge nightclub, and the APS Gorilla Greenhouse, a 7,000 square foot family friendly active home to the Phoenix Suns Gorilla. At street level the US Airways Center now features a Starbucks, an expanded Team Shop and the Toyota Club.

**Management:** Sports and Entertainment Services

**Parking:** 900-space attached garage;  
1,500-space garage next door

**Suites:** 87 luxury suites and six party  
suites on two mid-level concourses

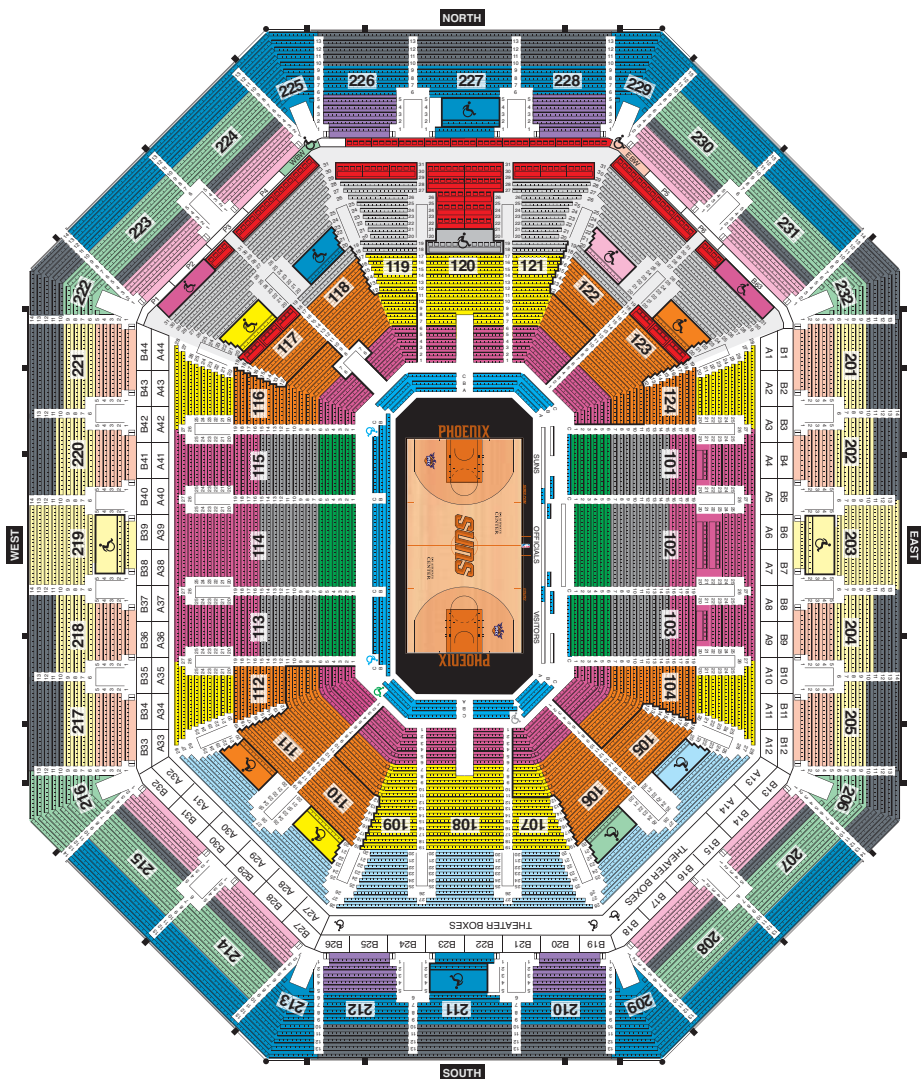
**Accessible Seating:** Available on all levels

**Media Entrance:** NE (located on Jefferson St.)





## U.S. AIRWAYS CENTER



Seating: 18,422 for basketball



# **ARIZONA**™

**YOUR HOME FOR THE**



**ARIZONA.COM**™

「  
**ALL FOR**  
**ORANGE**  
」



PRESENTED BY  
CASINO ARIZONA  
  
TALKING STICK RESORT