



PRESENTED BY



CASINO ARIZONA  
TALKING STICK RESORT

# 2017-18 PHOENIX SUNS MEDIA GUIDE



# PHOENIX SUNS 2017-18 SEASON SCHEDULE

## OCTOBER 2017

SUN	MON	TUE	WED	THU	FRI	SAT
1	2	3 <b>POR</b> 7:00 PM PRESEASON	4	5	6 <b>UTA</b> 6:00 PM PRESEASON	7
8	9 <b>UTA</b> 7:00 PM PRESEASON	10	11 <b>POR</b> 7:00 PM PRESEASON	12	13 <b>BRI</b> 7:00 PM PRESEASON	14
15	16	17	18 <b>POR</b> 7:00 PM FSAZ	19	20 <b>LAC</b> 7:00 PM FSAZ	21 <b>LAC</b> 7:30 PM FSAZ
22	23 <b>SAC</b> 7:00 PM FSAZ	24	25 <b>UTA</b> 7:00 PM FSAZ	26	27	28 <b>POR</b> 7:00 PM FSAZ
29	30	31 <b>BKN</b> 4:30 PM FSAZ PLUS				

## NOVEMBER 2017

SUN	MON	TUE	WED	THU	FRI	SAT
			1 <b>WAS</b> 4:00 PM FSAZ	2	3 <b>NYK</b> 4:30 PM FSAZ	4
5 <b>SAS</b> 5:00 PM FSAZ	6 <b>BKN</b> 7:00 PM FSAZ PLUS	7	8 <b>MIA</b> 7:00 PM FSAZ	9	10 <b>ORL</b> 7:00 PM FSAZ	11 <b>MIN</b> 7:00 PM FSAZ
12	13 <b>LAL</b> 7:00 PM FSAZ	14	15	16 <b>HOU</b> 8:30 PM TNT	17 <b>LAL</b> 8:30 PM FSAZ	18
19 <b>CHI</b> 6:00 PM FSAZ	20	21	22 <b>MIL</b> 7:00 PM FSAZ	23	24 <b>NOP</b> 7:00 PM FSAZ PLUS	25
26 <b>MIN</b> 1:30 PM FSAZ	27	28 <b>CHI</b> 6:00 PM FSAZ	29 <b>DET</b> 5:00 PM FSAZ	30		

## DECEMBER 2017

SUN	MON	TUE	WED	THU	FRI	SAT
					1	2 <b>BOS</b> 11:00 AM FSAZ
3	4 <b>PHI</b> 5:00 PM FSAZ	5 <b>TOR</b> 5:30 PM FSAZ	6	7 <b>WAS</b> 7:00 PM FSAZ PLUS	8	9 <b>SAS</b> 7:00 PM FSAZ
10	11	12 <b>SAC</b> 8:00 PM FSAZ	13 <b>TOR</b> 7:00 PM FSAZ	14	15	16 <b>MIN</b> 6:00 PM FSAZ
17	18 <b>DAL</b> 6:30 PM FSAZ	19	20 <b>LAC</b> 8:30 PM FSAZ	21 <b>MEM</b> 7:00 PM FSAZ	22	23 <b>MIN</b> 7:00 PM FSAZ
24	25	26 <b>MEM</b> 7:00 PM FSAZ	27	28	29 <b>SAC</b> 8:00 PM FSAZ	30
31 <b>PHI</b> 6:00 PM FSAZ						

HOME
AWAY
★ NBA ALL-STAR WEEKEND

\*All times listed are local Phoenix times.



[nbatickets.com](http://nbatickets.com)

## JANUARY 2018

SUN	MON	TUE	WED	THU	FRI	SAT
		2 <b>ATL</b> 7:00 PM FSAZ	3 <b>DEN</b> 7:00 PM FSAZ	4	5 <b>SAS</b> 6:30 PM FSAZ	6
7 <b>OKC</b> 6:00 PM FSAZ	8	9	10	11	12 <b>HOU</b> 8:30 PM FSAZ	13
14 <b>IND</b> 6:00 PM FSAZ	15	16 <b>POR</b> 8:00 PM FSAZ	17	18	19 <b>DEN</b> 7:00 PM FSAZ	20
21	22 <b>MIL</b> 6:00 PM FSAZ	23	24 <b>IND</b> 5:00 PM FSAZ	25	26 <b>NYK</b> 7:00 PM FSAZ	27
28 <b>HOU</b> 1:30 PM FSAZ	29 <b>MEM</b> 6:00 PM FSAZ	30	31 <b>DAL</b> 8:30 PM FSAZ			

## FEBRUARY 2018

SUN	MON	TUE	WED	THU	FRI	SAT
				1	2 <b>UTA</b> 7:00 PM FSAZ	3
4 <b>CHA</b> 1:00 PM FSAZ	5	6 <b>LAL</b> 8:30 PM FSAZ	7 <b>SAS</b> 8:30 PM FSAZ	8	9	10 <b>DEN</b> 7:00 PM FSAZ PLUS
11	12 <b>GSW</b> 8:30 PM FSAZ	13	14 <b>UTA</b> 7:00 PM FSAZ	15	16	17
18	19	20	21	22	23 <b>LAC</b> 7:00 PM FSAZ	24 <b>POR</b> 7:00 PM FSAZ
25	26 <b>NOP</b> 6:00 PM FSAZ	27	28 <b>MEM</b> 6:00 PM FSAZ	29		

## MARCH 2018

SUN	MON	TUE	WED	THU	FRI	SAT
					2 <b>OKC</b> 7:00 PM FSAZ	3
4 <b>ATL</b> 1:30 PM FSAZ	5 <b>MIA</b> 5:30 PM FSAZ	6	7	8 <b>OKC</b> 6:00 PM FSAZ	9	10 <b>CHA</b> 3:00 PM FSAZ
11	12	13 <b>CLE</b> 7:00 PM FSAZ	14	15 <b>UTA</b> 6:00 PM FSAZ	16	17 <b>GSW</b> 7:00 PM FSAZ
18	19	20 <b>DET</b> 7:00 PM FSAZ	21	22	23 <b>CLE</b> 4:30 PM FSAZ PLUS	24 <b>ORL</b> 4:00 PM FSAZ PLUS
25	26 <b>BOS</b> 7:00 PM FSAZ	27	28 <b>LAC</b> 7:00 PM FSAZ	29	30 <b>HOU</b> 5:00 PM FSAZ	31

## APRIL 2018

SUN	MON	TUE	WED	THU	FRI	SAT
1 <b>GSW</b> 5:30 PM FSAZ	2	3 <b>SAC</b> 7:00 PM FSAZ PLUS	4	5	6 <b>NOP</b> 7:00 PM FSAZ	7
8 <b>GSW</b> 6:00 PM FSAZ	9	10 <b>DAL</b> 5:30 PM FSAZ	11	12	13	14

ALL GAMES BROADCAST IN HD | ALL GAMES CARRIED ON ARIZONA SPORTS 98.7FM  
 ALL TIMES LISTED ARE LOCAL PHOENIX TIMES | ALL HOME GAMES CARRIED IN SPANISH ON KSUN 1400 AM LA MEJOR | SCHEDULES, DATES, AND TIMES ARE SUBJECT TO CHANGE | VISIT SUNS.COM FOR UP-TO-DATE SCHEDULE INFORMATION.

SUNS.COM / 602.379.SUNS

# Table of Contents

## MEDIA

- 4 ..... Media Information
- 5 ..... Media Directory
- 6 ..... NBA 2017-18 Key Dates

## PERSONNEL

- 8-9 ..... Team Directory
- 10-11 ..... Robert Sarver
- 12 ..... Sam Garvin
- 13 ..... Jason Rowley
- 13-15 ..... Executive Team
- 16-23 ..... Front Office Staff
- 24 ..... The Gorilla/Suns Dancers
- 25-29 ..... Suns Broadcasting
- 30 ..... Ryan McDonough
- 31-33 ..... Basketball Operations Staff
- 34 ..... Earl Watson
- 35-39 ..... Coaching Staff

## PLAYERS

- 42 ..... Roster/Pronunciation Guide
- 43-83 ..... Player Bios
- 84-87 ..... Ring of Honor

## 2016-17 IN REVIEW

- 90 ..... NBA Standings/Playoff Results
- 91 ..... NBA Team Statistics
- 92 ..... NBA Award Winners
- 93 ..... Suns Final Statistics
- 94-95 ..... Suns Game-by-Game Results
- 96-97 ..... Key Dates
- 98-99 ..... Suns Miscellaneous Statistics
- 99 ..... Games Missed Due to Injury
- 100 ..... Team Highs and Lows

## RECORDS

- 102-104 ..... Suns Individual Records
- 104-106 ..... Suns Team Records – Highs
- 106-107 ..... Suns Team Records – Lows

## RECORDS (continued)

- 108 ..... Suns Top Nights
- 109-110 ..... Opponents Individual Records
- 111-112 ..... Opponents Team Records – Highs
- 113 ..... Opponents Team Records – Lows
- 114 ..... Opponents Top Nights
- 115-122 ..... Phoenix Arena Records
- 123 ..... Regular Season Records
- 124 ..... Career Regular Season Leaders
- 125-127 ..... Year-by-Year Leaders
- 128-131 ..... Record Breakdowns
- 132-133 ..... Streaks and Extremes
- 134-135 ..... Suns Honor Roll
- 136 ..... Coaches Records
- 137-138 ..... Attendance Records

## HISTORY

- 140-141 ..... A Fantastic Story
- 142-239 ..... Year-by-Year Results
- 240-277 ..... All-Time Roster
- 278-289 ..... Year-by-Year Transactions
- 290-294 ..... Draft History

## PLAYOFFS

- 296-302 ..... All-Time Playoff Results
- 303 ..... Suns Career Playoff Leaders
- 304-305 ..... Suns Playoff Records
- 306-307 ..... Opponent Playoff Records
- 308 ..... All-Time Playoff Breakdown

## OPPONENTS

- 310 ..... NBA Offices
- 311 ..... NBA G League/Northern Arizona Suns
- 312-369 ..... NBA Teams

## COMMUNITY RELATIONS/TSR ARENA

- 370-371 ..... Suns Community Relations
- 372 ..... NBA Cares/NBA Officiating Staff
- 373-374 ..... Talking Stick Resort Arena

Executive Editor: Julie Fie

Editor: Cole Mickelson

Associate Editors: DC Headley, Lori Cook

Printing by Prisma Graphic

Layout by Page One Productions, Inc.

Photography by Barry Gossage, Anthony Gonzales, NBA Photos and file photos

Special thanks to: Bob Sertich, Tyler Sumrok, Chris Grasha, Maria Madrid Reed, Elias Sports Bureau

All NBA and team insignia depicted in this publication are the property of NBA Properties, Inc. and the respective teams of the NBA and may not be reproduced for commercial purposes without the prior written consent of NBA Properties, Inc. The information contained in this publication was compiled by the Phoenix Suns and is provided as a courtesy to our fans and the press and may be used only for personal or editorial purposes. Any commercial use of this information is prohibited without the prior written consent of the Phoenix Suns.

# Promotional Schedule

DATE	OPPONENT	TIME	THEME NIGHT/GIVEAWAY ITEM
<b>OCTOBER</b>			
Wed. 18	PORTLAND	7 p.m.	Coca-Cola & Fry's Food Stores Home Opener / 50th Anniversary T-Shirts courtesy of Coca-Cola and Fry's Food Stores (first 15,000 fans)
Fri. 20	L.A. LAKERS	7 p.m.	Schedule Sticker Giveaway brought to you by Ticketmaster (first 12,000 fans)
Wed. 25	UTAH	7 p.m.	Día de los Muertos Celebration / Calavera Margarita Shaker brought to you by Hornitos (first 2,500 fans ages 21 and older)
<b>NOVEMBER</b>			
Wed. 8	MIAMI	7 p.m.	College Night / '95 NBA All-Star Jersey Tank brought to you by Red Bull (first 2,500 fans)
Fri. 10	ORLANDO	7 p.m.	Decade Night (1960s/1970s) / Connie Hawkins Bobblehead (first 5,000 fans)
Sat. 11	MINNESOTA	7 p.m.	APS Military Appreciation Night / Suns Camo T-Shirt (first 2,500 fans)
Sun. 19	CHICAGO	6 p.m.	Superhero Day brought to you by Takis / Suns Superhero Cape (first 2,500 fans)
<b>DECEMBER</b>			
Sat. 9	SAN ANTONIO	7 p.m.	Decade Night (1980s) / Tom Chambers Bobblehead courtesy of FSAZ (first 5,000 fans)
Wed. 13	TORONTO	7 p.m.	Ugly Sweater T-Shirts Giveaway brought to you by Takis (first 2,500 fans)
Tue. 26	MEMPHIS	7 p.m.	Latin Night / Sombrero Giveaway (first 2,500 fans)
<b>JANUARY</b>			
Tue. 2	ATLANTA	7 p.m.	Hedley Orthopaedic Institute Health & Wellness Night / Suns Cooling Towel (first 7,000 fans)
Fri. 12	HOUSTON	8:30 p.m.	Decade Night (1990s) / Bobblehead (first 5,000 fans)
Sun. 14	INDIANA	6 p.m.	Kids Day / Arizona Milk Producers Growth Poster (first 2,500 fans ages 14 and under)
<b>FEBRUARY</b>			
Sat. 10	DENVER	7 p.m.	APS Los Suns Night / Jersey Drawstring Bags
<b>MARCH</b>			
Fri. 2	OKLAHOMA CITY	7 p.m.	Decade Night (2000s) / Bobblehead (first 5,000 fans)
Sat. 17	GOLDEN STATE	7 p.m.	'93 Finals Rally Towel brought to you by Zerorez (first 5,000 fans)
Wed. 28	LA CLIPPERS	7 p.m.	Fiesta Night / Los Suns T-Shirt (first 5,000 fans)
<b>APRIL</b>			
Fri. 6	NEW ORLEANS	7 p.m.	Decade Night (Current) / Bobblehead presented by Casino Arizona & Talking Stick Resort (first 5,000 fans)
Sun. 8	GOLDEN STATE	6 p.m.	Fry's Food Stores Fan Appreciation Day / Cape Flag



*In Loving Memory  
of Connie Hawkins  
(1942-2017)*



# Media Information

As the Phoenix Suns welcome the beginning of their 50th NBA season, the 2017-18 campaign is sure to provide many exciting moments. Entering the club's 26th season of basketball action at Talking Stick Resort Arena, the venue remains one of the most accessible in the league. In an effort to continue the Suns tradition of providing the best professional working environment, please note the following guidelines.

Media credentials are issued to working media only. All season and single-game credential holders should enter through the northeast entrance off 3rd Street and Jefferson. Media will call opens two and one-half hours prior to the game. All credentials are non-transferable, and any unauthorized use will subject bearer to ejection from Talking Stick Resort Arena and confiscation of the pass. **A photo identification will be required to pick up your credential.**

Individual game credentials should be requested through the Suns' Basketball Communications department (phone: (602) 379-7960 or email: [dheadley@suns.com](mailto:dheadley@suns.com)) a minimum of 36 hours prior to game time or by noon Friday for all Saturday, Sunday and Monday contests. Passes will not be issued on game day. Only requests confirmed via phone or e-mail by the Basketball Communications department will be honored.

Credentials are good for admittance to the arena, media room and both locker rooms. Both the Suns and visiting locker rooms will be open 75 minutes before tip-off until 45 minutes before the game and then again 15 minutes after the game. Coach Watson's post-game press conference starts approximately 10 minutes after the game in the Pacific Room. Your cooperation is asked in maintaining a working atmosphere. Absolutely NO autographs allowed during media access periods.

Photo credentials should be requested a minimum of 72 hours in advance of the requested game and are now subject to approval by the NBA league office. It is club and NBA policy NOT to allow freelance photographers access. No ENG cameras except live television cameras, NBAE cameras, in-arena cameras and the team videographer will be permitted on the baselines. ALL photographers that are permitted floor access must have a black vest to wear while on the floor. The vests can be obtained in the media workroom.

Several communal telephones will be provided, but if you should need a designated phone for your own use, it should be ordered through Kevin Pires at Talking Stick Resort Arena (602) 379-2094. The Suns provide wireless service both courtside and in the working press room with hard lines also available. A password to access the wireless service should be obtained from our game night staff in the working press room.

It is our sincere hope that this outline of procedures and guidelines will assist you in your coverage of the National Basketball Association at Talking Stick Resort Arena. Please call the Basketball Communications department if you need additional assistance.



Julie Fie  
Vice President  
(602) 379-7916  
[jfie@suns.com](mailto:jfie@suns.com)



Cole Mickelson  
Sr. Manager  
(602) 379-7662  
[cmickelson@suns.com](mailto:cmickelson@suns.com)



DC Headley  
Manager  
(602) 379-7960  
[dheadley@suns.com](mailto:dheadley@suns.com)



Palmer Black  
Assistant to VP  
(602) 379-7920  
[pblack@suns.com](mailto:pblack@suns.com)

## Media Directory



**Scott Bordow**  
Arizona Republic

### NEWSPAPERS

#### The Arizona Republic/AZ Central Sports

200 E. Van Buren, Phoenix, AZ 85004  
(602) 444-8641, FAX (602) 444-8686  
Scott Bordow (beat)  
Dan Bickley, Greg Moore (columnists)  
Mark Faller (sports editor)  
Jay Dieffenbach (asst. sports editor)

#### Arizona Daily Star

4850 S. Park Ave., Tucson, AZ 85719  
(520) 573-4145, FAX (520) 573-4149  
Bruce Pascoe (writer)  
Greg Hansen (columnist)  
Ryan Finley (sports editor)

### WIRE SERVICES

#### Associated Press

1850 N. Central Ave., #640, Phoenix, AZ 85004  
(602) 258-8934, FAX (602) 254-9573  
Bob Baum, John Marshall,  
Jonathan Dalton, Jose Romero (writers)

### WEBSITES

#### Arizona Sports 98.7 FM – Website

Craig Grialou, Adam Green, Kellan Olson,  
Kevin Zimmerman (reporters)

#### BrightSideoftheSun.com/SB Nation

Dave King (managing editor)  
Jim Coughenour, Evan Sidery, Sean Sullivan  
(writers)

#### ESPN Insider/TrueHoop TV

Amin Elhassan (analyst)

#### FoxSports.com/Arizona

David Lumia (editor)  
Chris Gabel (reporter)

#### Sports360AZ

Brad Cesmat (host/reporter)  
Jared Cohen (writer/videographer)

#### ValleyoftheSuns.com/HoopsHabit/ Sports Illustrated, FanSided Network

Gerald Bourguet (lead reporter/editor)

### TEAM BROADCASTERS

#### Arizona Sports 98.7 FM – Flagship

201 E. Jefferson St., Phoenix, AZ 85004  
(602) 379-7900  
Al McCoy (play-by-play)  
Tim Kempton (color)  
Jon Bloom (pre/postgame host)

#### FOX Sports Arizona Television

201 E. Jefferson St., Phoenix, AZ 85004  
(602) 257-8911  
Kevin Ray (play-by-play)  
Eddie Johnson, Ann Meyers Drysdale (color)  
Lindsey Smith (sideline reporter)  
Tom Chambers, Tom Leander,  
(studio hosts)  
Dan Siekmann (VP, Broadcasting)  
Bob Adltho (executive producer)  
Marc Goldberg, David Hughes (senior producers)  
Paden Wigness (pregame producer)

#### KSUN 1400 AM (Spanish)

714 N. 3rd St., Phoenix, AZ 85004  
(602) 252-0030  
Arturo Ochoa (play-by-play)  
Jorge Moreno (color)

### RADIO

#### Arizona Sports 98.7 FM

7740 N. 16th St., Phoenix, AZ 85020  
(602) 274-6200  
Ryan Hatch (program director)  
Bertrand Berry, Dan Bickley, Dave Burns,  
Paul Calvisi, Doug Franz, John Gambadoro,  
Mike Jurecki, Luke Lapinski, Vince Marotta,  
Ron Wolfley (show hosts)  
Rod Lakin (Executive Producer)  
Jordan Byrd, Jarrett Carlen, Andy Greenberg,  
Tiffany Omohundro, Steve Zinmeister (producers)

#### Fox Sports 910 AM KGME

4686 E. Van Buren St., Phoenix, AZ 85008  
(602) 374-6000  
Neil Larrimore (program director)  
Crash Gladys, Kenny Sargent (show hosts)  
Stann Findelle (producer)

#### NBC Sports 1060 AM KDUS

1100 N. 52nd St., Phoenix, AZ 85008  
(602) 629-8660  
Bob Kemp, Dan Manucci,  
Mike Muraco (show hosts)  
Aaron Decker, Charles Wulf (reporters)  
Shawn Crespin (producer)

#### The Fanatic 1580 AM/99.3 FM KQFN

8145 E. Evans Rd., Ste. #8, Phoenix, AZ 85008  
(602) 714-5253  
Tim Montemayor (program director)  
Mike Bauer, Craig Fouhy, Jake Montemayor,  
Tim Montemayor (show hosts)  
Stann Findelle (producer)

#### ARIZONA NEWS RADIO NETWORK

14605 N. Airport Dr., Ste. 365  
Scottsdale, AZ 85260  
(480) 998-2037  
George Tanner, Jeff Scott (reporters)

### TELEVISION

#### FOX Sports Arizona

455 N. 3rd St., #290, Phoenix, AZ 85004  
(602) 257-9500, FAX (602) 251-8997  
Jody Jackson, Todd Walsh (reporters)  
Josh Kelman, Tom Elsner (producers)

#### KNXV-TV (ABC, Ch. 15)

515 N. 44th St., Phoenix, AZ 85008  
(602) 273-1500, FAX (602) 685-6363  
Craig Fouhy (director/anchor)  
Jason Snaveley (reporter)  
Shane Dale (web reporter)

#### KPHO-TV (CBS, Ch. 5)

5555 N. 7th Ave., Phoenix, AZ 85013  
(602) 650-0775, FAX (602) 650-0761  
Mark McClune, Joe Pequeno (anchors/reporters)

#### KPNX-TV (NBC, Ch. 12)

200 E. Van Buren St., Phoenix, AZ 85004  
(602) 444-1230, FAX (602) 444-8686  
Jeff Schneider (executive producer)  
Bruce Cooper, Cameron Cox (anchors/reporters)  
Matt Johnson (producer)  
Chris Peterson (producer/photographer)

#### KS AZ-TV (FOX, Ch. 10)

511 W. Adams, Phoenix, AZ 85003  
(602) 262-5124, FAX (602) 262-0435  
Chris Katsaras (executive producer)  
Jude LaCava (director/anchor)  
Richard Saenz (reporter)  
Jeff Lake, Mark Materich (producers)

#### KTVK-TV (Ind., Ch. 3)

5555 N. 7th Ave., Phoenix, AZ 85013  
(602) 207-3476, FAX (602) 207-3415  
Tim Ring (director/anchor)  
Joe Farris (producer)

#### TELEMUNDO, KT AZ, TV 39

4625 S. 33rd Pl., Phoenix, AZ 85040  
(602) 648-3902  
Patricia Batres (reporter)

#### UNIVISION, KTVW, TV 33

6006 S. 30th St., Phoenix, AZ 85042  
(602) 232-3500  
Felipe Corral (director/reporter)

### TUCSON TELEVISION

#### KGUN-TV (ABC, Ch. 9)

7280 Rosewood St., Tucson, AZ 85710  
(520) 722-5486, FAX (520) 733-7062  
Jason Barr (director)  
Erica Weston (reporter)

#### KOLD-TV (CBS, Ch. 13)

7831 N. Business Park Dr., Tucson, AZ 85743  
(520) 744-6397, FAX (520) 744-5235  
Damien Alameda (director)  
David Kelly (reporter)

#### KVOA-TV (NBC, Ch. 4)

209 W. Elm, Tucson, AZ 85743  
(520) 624-2477, FAX (520) 884-4644  
Paul Cicala (director)

# NBA 2017-18 Key Dates

<b>September 8-10</b>	Naismith Memorial Basketball Hall of Fame Enshrinement (Springfield, MA)
<b>September 22</b>	First allowable date for players participating in preseason NBA Global Games to report to their teams (no earlier than 11 a.m. local time)
<b>September 23</b>	Training Camps open for all teams participating in preseason NBA Global Games
<b>September 25</b>	First allowable date for all other veteran players to report to their teams (no earlier than 11 a.m. local time)
<b>September 26</b>	Training Camps open for all other teams
<b>September 30</b>	NBA Preseason games begin
<b>October 5</b>	NBA China Games 2017, Minnesota Timberwolves vs. Golden State Warriors (Shenzhen)
<b>October 8</b>	NBA China Games 2017, Minnesota Timberwolves vs. Golden State Warriors (Shanghai)
<b>October 13</b>	NBA Preseason ends
<b>October 16</b>	Rosters set for NBA Opening Day
<b>October 17</b>	Start of the 2017-18 NBA Regular Season (NBA Tip-Off 2017)
<b>December 7</b>	NBA Mexico City Games 2017, Brooklyn Nets vs. Miami Heat (Mexico City)
<b>December 9</b>	NBA Mexico City Games 2017, Brooklyn Nets vs. Oklahoma City Thunder (Mexico City)
<b>January 5</b>	10-day contracts may now be signed
<b>January 10</b>	All contracts are guaranteed for the remainder of the season
<b>January 11</b>	NBA London Game 2018, Philadelphia 76ers vs Boston Celtics (London)
<b>January 15</b>	Last day to sign NBA Two-Way contracts
<b>February 8</b>	NBA Trade Deadline (3 p.m. ET)
<b>February 16-18</b>	NBA All-Star 2018 (Los Angeles, CA)
<b>March 1</b>	Playoff Eligibility Waiver Deadline
<b>April 11-14</b>	Portsmouth Invitational Tournament (Portsmouth, VA)
<b>April 11</b>	Regular Season ends
<b>April 13</b>	Rosters set for NBA Playoffs 2018, 3 p.m. ET
<b>April 14</b>	NBA Playoffs 2018 begin
<b>April 22</b>	NBA Early Entry Eligibility Deadline (11:59 p.m. ET)
<b>April 30/May 1</b>	Conference Semifinals begin (possible move up to April 28-29)
<b>May 15-16</b>	Conference Finals begin (possible move up to May 13-14)
<b>May 31</b>	NBA Finals 2017 begin
<b>June 11</b>	NBA Draft Early Entry Entrant Withdrawal Deadline (5 p.m. ET)
<b>June 17</b>	The Finals 2018 latest possible date
<b>June 21</b>	NBA Draft 2018





Jerry Colangelo and Robert Sarver with Steve Nash and the first of his two NBA MVP awards

# PERSONNEL



# Team Directory

## OWNERSHIP

Managing Partner: Robert Sarver  
 Vice Chairman: Andrew Kohlberg  
 Vice Chairman: Jahm Najafi  
 Vice Chairman: Sam Garvin

## EXECUTIVE TEAM

President: Jason Rowley  
 Executive Vice President, Finance & Administration: Jim Pitman  
 Sr. Vice President, Public Affairs: Maria Baier  
 Chief Commercial Officer & Sr. Vice President, Business Innovation: Dan Costello  
 General Manager, Sports & Entertainment Services & Sr. Vice President, Ticket Operations: Ralph Marchetta  
 Sr. Vice President & General Counsel: Melissa Goldenberg  
 Vice President, Marketing Partnerships: Carlissa Henry  
 Vice President, Communications & Content: Casey Taggatz  
 Vice President, Human Resources: Karen Rausch  
 Vice President, Marketing & Brand Strategy: Brooke Campbell

## ADMINISTRATIVE STAFF/EXECUTIVE STAFF

Exec. Asst. to the Managing Partner & General Manager: Jacque Alonzo  
 Exec. Asst. to the Vice Chairman, President and Sr. VP, Public Affairs: Hope Dimberg  
 Executive Assistant: Mia Stier  
 Administrative Assistant: Felicia DeBruin  
 Suns Receptionists: Ceola Coaston, Jan Forshee  
 Manager, Administrative Services: Gerri Sandy  
 Staff Assistant: Jay Shelley

## BASKETBALL COMMUNICATIONS

Vice President, Basketball Communications: Julie Fie  
 Sr. Manager, Basketball Communications: Cole Mickelson  
 Manager, Basketball Communications: DC Headley  
 Administrative Assistant to VP of Basketball Communications: Palmer Black

## BASKETBALL OPERATIONS

General Manager: Ryan McDonough  
 Head Coach: Earl Watson  
 Associate Head Coach: Jay Triano  
 Vice President, Basketball Operations: James Jones  
 Assistant General Managers: Trevor Bukstein, Pat Connelly  
 Assistant Coaches: Nate Bjorkgren, Tyrone Corbin  
 Assistant Coach/Player Development Coordinator: Marlon Garnett  
 Player Development Coaches: Scott Duncan, Jason Fraser, Mehmet Okur  
 Head Video Coordinator/Player Development Assistant: Chris Darnell  
 Assistant Video Coordinators: Julian Mills, Jason Tilton  
 Sr. VP of Athlete Health & Performance/Head Athletic Trainer: Aaron Nelson  
 Director of Performance/Head Strength & Conditioning Coach: Jeff Fish  
 Assistant Athletic Trainer/Rehabilitation Coordinator: Tom Maystadt  
 Assistant Athletic Trainer/Sports Science Coordinator: Quinton Sawyer  
 Assistant Athletic Trainer/Movement Edge: Stanford Williams  
 Equipment Manager: Jay Gaspar  
 Assistant Equipment Manager: Denise Romero  
 Vice President, Player Relations: Mark West  
 Director, Player Personnel: Bubba Burrage  
 Director, Team Security: Charles Bayfield  
 Assistant Director, Team Security: Max Cayard, Anthony Neely  
 Team Services Manager: Ali Mitchell  
 Manager of Basketball Operations: Louis Lehman  
 Basketball Operations Assistant: Yale Kim  
 Operations Staff Assistant: Dylan DeBusk  
 Director, Scouting: Courtney Witte  
 Advance Scout: Jason Hervey  
 Scouts: John Shumate, Antonio Williams  
 International Scout: Emilio Kovacic

## ANALYTICS

### BASKETBALL

Director, Basketball Analytics & Technology: Jake Loos  
 Manager, Basketball Analytics: Anthony So  
 Analyst, Basketball Operations: Ryan Resch

### BUSINESS

Director, Strategy and Analytics: Edward Kendallra  
 Reporting Analyst: Kelsey Pavesic  
 Sr. CRM Analyst: Brandon Moyer  
 CRM Analyst: Alex Forbes

## BASKETBALL MEDICAL STAFF

Head Team Physician (Orthopedist): Dr. Tom Carter  
 Team Physician (Internal Medicine): Dr. Tom Fiel  
 Cardiologist: Dr. Tim Byrne  
 Chiropractor: Dr. Monte Hessler  
 Dentist: Dr. John Badolato  
 Ophthalmologist: Dr. Jay Schwartz  
 Otolaryngology (ENT): Dr. Ryan Rehl  
 Podiatrist: Dr. Ryan Golub  
 General Surgeon: Dr. V "Bob" Evani

## COMMUNITY RELATIONS

Community Relations Manager: Rodney Searce  
 Community Relations Coordinator: Shaquin Albrow  
 Program Director, Jr. Suns/Lc: Mercury: Mark Greter  
 Community Ambassador: Steven Hunter

## CREATIVE CONTENT

Sr. Manager, Creative Content Operations: Jake Knapp  
 Sr. Manager, Creative Content Production: Nick Williams  
 Sr. Multimedia Content Designer: Kevin Bonham  
 Sr. Creative Content Producer: Shawn Deloney  
 Creative Content Producer: Isaac Easley  
 Content Videographer: Robert Weinerth  
 Digital Host: Lindsey Smith

## CREATIVE SERVICES

Director, Creative & Brand Management: Tru Flylaw  
 Lead Graphic Designer: Leo Freeman  
 Sr. Graphic Designer: Chris Grasha  
 Graphic Designers: Alex Cohen, Maria Madrid-Reed, Jordan Suskind  
 Sr. Digital Creative Specialist: Arvind Navaratnasingham  
 Digital Web Developer: Andre Zannis  
 Creative Coordinator: Britton Courtney

## DIGITAL SERVICES

Director, Digital Growth, Engagement & Strategy: Keith Detwiler  
 Digital Services Architect, Sales and Services: Luis Bonilla  
 Digital Services Architect, Marketing Partnerships: Sarah Lasky  
 Digital Creative Specialist & Photo Editor: Ryan Wolf  
 Digital Coordinator: Tony Gautier  
 Digital Specialist: Cody Cunningham  
 Digital Coordinator: Tana Hughes  
 Digital Consultant: Dan Hilton

## FINANCE

Vice President, Finance: Aaron Jerz  
 Sr. Director, Payroll Services: Sheila Yammer  
 Controller: Andrew Anthony  
 Accounts Payable/Receivable Sr. Manager: Bridget Black  
 Accounts Receivable Manager: Sandra Vega  
 Payroll Accounting Coordinator: Anna Heffron  
 Payroll Specialists: Teri Galloway, Will McFarland  
 Accounting Manager, Small Properties: Jed Richmond  
 Payroll Accounting and Tax Analyst: Lisa Leung  
 Staff Accountants: Felicia Hill, Jennifer Scott

## GAME PRESENTATION

Sr. Director, Game Presentation: Cassidy Lien  
 Game Presentation Manager: Brett Sarnet  
 Game Presentation Coordinator: Jeraldine Salais  
 Suns Dancers Manager: Sumer Meyer  
 Game Production Director: Gregory Ralbovsky  
 Game Production Manager: Steven Mitchell  
 Game Entertainment Producer: Chris Mead  
 Mascot Coordinators: Bob Woolf, Justin Bailey  
 Entertainment Coordinator: Isabel Guerra

## HUMAN RESOURCES

Vice President, Human Resources: Karen Rausch  
 Human Resources Manager: Yolanda Mendez  
 Talent Acquisition Manager: Jo-Marie Garber  
 Benefits Administrator: Idalia Gonzales  
 Human Resources Coordinator: Jennifer Degasis  
 Human Resources Assistant: Brenda Arellano

## INFORMATION TECHNOLOGY

Vice President and Chief Information Officer: Steve Reese  
 Director, Information Technology: Paul Scott  
 Database Administrator: Rick Garcia  
 Business Systems Analyst: Aaron Prestwood  
 Network and Systems Administrator: A.J. Grande  
 Help Desk Manager/Administrative Support: Michelle Cassata  
 User Support Technician: Kevin Pires  
 Desktop Support Specialist: Joseph Salas

## LEGAL

Sr. Vice President & General Counsel: Melissa Goldenberg

## MARKETING

Vice President, Marketing & Brand Strategy: Brooke Campbell  
 Director, Marketing & Brand Strategy: Chris Kaiser  
 Sr. Manager, Brand Strategy: Blake Lewkowitz  
 Sr. Manager, Hispanic Marketing: Vianey Celestino  
 Marketing Operations Manager: Freddy Tuggle  
 Arena Marketing Manager: Steven Kargol  
 Email & Database Coordinator: Guy Hudson  
 Sr. Marketing Coordinator: Ryan Powers  
 Marketing Coordinator: Gerry Mildenberger  
 Marketing Assistant: Jaime Otábarria

## MARKETING PARTNERSHIPS

Chief Commercial Officer & Sr. Vice President, Business Innovation: Dan Costello  
 Sr. Vice President, Media: Matt Wright  
 Vice President, Marketing Partnerships: Carlisa Henry  
 Vice President of Activation: Doug Chisholm  
 Sr. Executive Vice President: Harvey Shank  
 Sr. Marketing Partnerships & Events Lead: Courtney Parks  
 Director of Sales: Derek Gale  
 Account Executives: Brad Ballard, Ed Durkin, Erin Skuse  
 Director, Strategy, Operations & Research: Ken Borkan  
 Broadcast Traffic Manager: Benicia Thompson  
 Business Analyst: Anna Tramutolo  
 CRM & Sales Coordinator: Matt Sullivan  
 Business Coordinator: Adnan Gumel  
 Sr. Activation Managers: Alyssa Dooyema, Stephanie Lovingood, Nicole Strunks  
 Activation Managers: Joey Artigue, Kara Galloway, Betsy Hechtner, Taylor Popsin  
 Activation Coordinator: Gabby Munoz  
 Promotions Manager: Taryn Thalheimer  
 Activation Assistant: Jordan Strother  
 Activation Assistant: Katie Peterson  
 Administrative Assistant: Felicia DeBruin

## PHOENIX SUNS CHARITIES

Executive Director, Phoenix Suns Charities: Sarah Krahenbuhl  
 Manager, Phoenix Suns Charities: Jennie Patel  
 Coordinator, Phoenix Suns Charities: Maggie Cortez

## PUBLIC RELATIONS

Director, Public Relations: Carlos Manzanillo  
 Public Relations Coordinator: Sean Gale  
 Public Relations Assistant: Shari Hilton

## SALES & SERVICE

Vice President, Ticket Sales & Service: Kyle Pottinger  
 Sr. Sales & Marketing Events Lead: Courtney Giovanni  
 Sales Coordinator: Jamie Thomasian  
 Vice President, Premium Sales: Geoff Budoff  
 Director, Business Development: John Torris  
 Sr. Manager, Premium Sales: Josh Belkoff  
 Sr. Premium Experience Manager: Melissa Fender  
 Sr. Account Manager, Premium Experience: Michael Pettit  
 Sr. Account Executive, Premium Experience: Marc Kulbersh  
 Account Executives, Premium Sales: Matt Bodmer, Spencer Cherney, Kgal Jones, Billy Lavelle, Bobby Phelps  
 Sr. Director, Ticket Sales, Service & Operations: Eric Little  
 Team Lead, Membership Experience: Chris Moran  
 Account Executives, Membership Experience: Emily Dumas, Lucy Grimm, Scott McAllister, Anne Mueller, Jennifer Pearson  
 Sr. Manager, Membership Sales: Matt Salata  
 Account Executives, Membership Sales: Angel Almendares, Alberto Caballero, Greg Damschroder, Kyle Hoffman, Blaine Jackson, Duncan Jensen, Ari Richman, Wesley Rouse, Zach Wendel, Jarred Whicker  
 Manager, Group Sales: Aaron Ostrovsky  
 Manager, Group Sales and Youth Sports: Matt Audibert  
 Account Executives, Group Sales: Brianna Eason, Taylor Eather, Stepheny Frederiksen, Daniel Goldman, Marc Lopez, Nick Roberts, Jordan Zola  
 Managers, New Business Team: Cara Leis, Jentry Mullins  
 Sales Consultants, New Business Team: Brock Brenneman, Clay Cardenas, Donald Grady, Courtney Hayes, Jaime Hewitt, JT Holloway, Aaron Kelly, Stuart Langer-Marshall, Kayla Lawson, Kamal Logue, Brandon Metevier, Shelly Phillips, Jackie Radin, Lynsay Saunders, Connor Slabach, Stuart Sokoloff

## BROADCAST PRODUCTIONS

Vice President, Broadcast Productions: Dan Siekmann  
 Executive Producer: Bob Adlhooh  
 Chief Technical Engineer: Alan Mickel  
 Sr. Producers: Marc Goldberg, David Hughes  
 Pre-Game Show Producer: Paden Wigness  
 Sr. Videographer: David Graetening  
 Sr. Editor: Tommy Arguelles

## TELEVISION

Play-by-Play: Kevin Ray  
 Studio Hosts: Tom Chambers, Tom Leander  
 Color Analysts: Eddie Johnson, Ann Meyers Drysdale  
 Sideline Reporter: Lindsey Smith

## RADIO

Arizona Sports 98.7 FM, Play-by-Play: Al McCoy  
 Color Analyst: Tim Kempton  
 KSUN 1400 AM (Spanish), Play-by-Play: Arturo Ochoa  
 Color Analyst: Jorge Moreno

## Talking Stick Resort Arena

### ARENA OPERATIONS

General Manager, Sports & Entertainment Services & Sr. Vice President, Ticket Operations: Ralph Marchetta  
 Vice President, Facility Management: Alvan Adams  
 Director, Event Booking & Production: Sarah Schock  
 Director, Engineering: Jerry Medina  
 Lead Engineer: Johnnie Crawl  
 Facility Management Coordinator: Ruth Stamp-Shepard  
 Director, Audio/Video Technology: Brian Myers  
 Audio/Video Engineers: Steve Anderson, Rob Hart  
 Audio/Video Technician: Ryan Cowan  
 Chief Technical Engineer: Alan Mickel  
 Sr. Manager, Conversion Crew: Anthony Lee  
 Director of Event Operations: Brian Polokoff  
 Event Managers: Megan Duffy, Mario McKinley, Ashley Mercereau  
 Events & Booking Coordinator: Kevin Lynch  
 Manager, Facility Events: Rene Gonzales  
 Disability Services Manager: Nanette Bowles-Odell  
 Suite Services Manager: Trent Dutry  
 Director, Security: Jon Bloom  
 Security Managers: Mark Posey, Paul Schnaertz  
 Safety & Security Administrator: Francoise Chisholm  
 Director, Traffic Support Services: Norwood "Woody" Browder  
 Assistant Director, Traffic Support Services: JD Hanna  
 Traffic Support Coordinator: Veronica Aguilera  
 Traffic Support Operations Coordinator: Andrew "Drew" Enos  
 Mail/Receiving Department Manager: David Case  
 Mail/Receiving Technicians: Jimmie Barr, Alex Dangmk, Jesse Echavarría

### GAME NIGHT PERSONNEL, ASSISTANTS & STATISTICAL CREW

NBA Photos: Barry Gossage  
 NBA Photos Assistant: Anthony Gonzales  
 Official Scorer: Jerry Heck, Barry Ringel  
 Clock & Scoreboard Operators: Mike Lange, Mike Orcutt, Jim Poquette, Rick Showers, Dana Smith, Keith Zaborski  
 Statistics Crew: Floyd Agosta, Ron Amstutz, Tyler Barton, Tyler Garner, Jim Heck, Brian Hill  
 PA Announcer: Vince Marotta  
 Broadcast Statisticians: Michael Brenner, Jim Brewer, Eric Hodgson, Jeff Stanlis  
 Press Room Host: Marcy Cookman  
 Game Night Assistants: Troy Amstutz, Mariah Bates, Lori Cook, Blane Ferguson, Olivia Kuby, Brad Sherman

### TICKET OPERATIONS

Vice President, Ticket Operations: Daren Mitch  
 Assistant Director, Ticket Operations: Jason Sanchez  
 Assistant Director, Suns Ticketing: Jeff Marcusen  
 Assistant Director, Sports Ticketing: Adam Somers  
 Assistant Director, Arena Ticketing: Sean Stilwell  
 Ticket Managers: Jason Chey, Kaitlyn Heber  
 Season Ticket Account Manager: Esther Wotuliewicz  
 Ticket Office Coordinator: Bob Rodriguez  
 Assistant Ticket Managers: Wende Barr, Stephanie Ostos, Daniel Serna  
 Ticket Office Accounting Supervisor: Paulena Tuttle  
 Accounting Clerk, Ticket Office: Julieta Serna

### OTHER INFORMATION

Home Court: Talking Stick Resort Arena (18,055), opened 1992  
 Address: 201 E. Jefferson Street, Phoenix, AZ 85004  
 Game Times: 7 p.m. Mon. - Sat., Sun. (times vary)  
 Team Colors: Purple, Orange, Black, Gray & Yellow  
 Ticket Office: (602) 379-7867  
 Executive Office: (602) 379-7900  
 Executive Office FAX: (602) 379-7990  
 Basketball Communications: (602) 379-7920  
 Basketball Communications FAX: (602) 379-7908  
 Business Communications: (602) 379-7915  
 Talking Stick Resort Arena Executive Office: (602) 379-2000  
 Internet E-Mail Addresses: (first initial, last name@suns.com)

# Robert Sarver

## Managing Partner



Robert Sarver is the managing partner of Arizona's original sports franchise. In addition, the Arizona native and Valley resident is a successful businessman and a committed philanthropist, husband and father with a lifelong passion for basketball, the Suns, the state of Arizona, and—above all—winning.

### THE OWNER

As an 8-year-old boy, Robert Sarver attended his first Phoenix Suns basketball game after receiving tickets as a birthday gift from Donald Diamond, one of the franchise's original owners. Thirty-five years later in 2004, Sarver became the majority owner of one of the NBA's model franchises, assembling a group of investors that purchased the Suns, the WNBA's Phoenix Mercury, and the operating rights to US Airways Center, since renamed Talking Stick Resort Arena. In 2016, the Suns purchased their NBA G League affiliate and relocated the team to Prescott Valley to operate as the Northern Arizona Suns.

In 13 years under Sarver's leadership, the Suns have enjoyed great success on the court. His tenure includes three appearances in the Western Conference Finals and two of the three 60-win seasons in the franchise's 49-year history. Phoenix owns the 11th-best record in the NBA since the start of the 2004-05 season (564-486, .537).

Sarver's passion for winning extends beyond the men's game. His commitment to the WNBA in Phoenix has resulted in the Mercury winning three league championships, in 2007, 2009 and 2014, with the team winning a WNBA-record 29 games in the 2014 regular season. Regular contenders for the title, the Mercury have made nine appearances in the league semifinals in the past 11 seasons. Over the last 13 seasons through 2017, the Mercury's record of 239-203 ranks it fifth in the WNBA in wins.

Guided by his stated mission, the Suns and Mercury organizations are industry leaders in business innovation and community outreach and involvement. Sarver is a member of the NBA's Board of Governors, Advisory Finance Committee, and Audit and Compensation Committee.

In addition to his commitments in basketball, Sarver owns a controlling share of RCD Mallorca, a Spanish soccer club.

### THE BUSINESSMAN

Sarver is the Chairman and CEO of Western Alliance Bancorporation (NYSE: WAL), one of the country's top-performing banking companies and ranked No. 4 on the Forbes 2017 "Best Banks in America" list. Alliance Bank of Arizona, a division of Western Alliance Bank, is the largest locally-headquartered bank in Arizona and is ranked No. 4 in deposits in the state. The bank continues to be one of the most active business lenders in Arizona and, in 2017, Sarver was voted Banking CEO of the Year by International Banker magazine, a noted resource for analysis on global banking. Sarver is also the co-founder of Southwest Value Partners, a 26-year-old real estate investment fund.

On January 1, 2017, Sarver began his first one-year term representing the 12th District on the Federal Advisory Council, meeting multiple times a year with the Board of Governors of the Federal Reserve System in Washington, D.C., to discuss economic and banking matters. Members of the FAC customarily serve three one-year terms.

## THE PHILANTHROPIST

Sarver's philanthropic efforts focus not simply on worthy causes but also giving back to Arizona and its local communities, both through Phoenix Suns Charities and his and his wife's own personal contributions. In 2016, Sarver was presented with the Greater Phoenix Economic Council Distinguished Service Award for his economic and philanthropic leadership and contributions to the Phoenix area.

Under Sarver's leadership, Phoenix Suns Charities has granted more than \$19 million to Arizona non-profits. Phoenix Suns Charities focuses on enhancing the lives of Arizona children and families in need, specifically in the areas of education, healthcare and sports. Most notably, Sarver has spearheaded a successful program called "SunsCentral," through which the team's 'adoption' of a Phoenix high school has dramatically increased the graduation rate of the neighborhood school.

Among his proudest accomplishments, Sarver helped to build the Sarver Heart Center at the University of Arizona in memory of his late father, who was among the first to undergo heart bypass surgery. The center is composed of more than 150 physicians and scientists and aims to prevent and cure cardiovascular diseases through the three pillars of research, education and patient care. Pioneering doctors at the center have spearheaded the development of the SynCardia temporary Total Artificial Heart, an award-winning project that became the world's first and only total artificial heart to win FDA approval as a bridge to human heart transplant in patients near death from heart failure.

Doctors and researchers at the center also developed a hands-only CPR method called Continuous Chest Compression CPR that more than doubles a person's chance of surviving cardiac arrest. This method was adopted by the American Heart Association and is now internationally recognized. In addition to a focus on resuscitation science, the center focuses on stroke research, heart disease in women, sudden cardiac death, minority-specific cardiovascular problems, and electrophysiology.

The Sarvers were also instrumental in helping to build the Children's Museum of Phoenix, located in downtown Phoenix. A \$1 million donation from the Penny and Robert Sarver Charitable Foundation aided in the completion of the 70,000-square-foot facility.

Sarver is on the board of directors for the Weil Foundation, established by Dr. Andrew Weil, an internationally recognized leader in integrative medicine.

## THE PERSON

Sarver is a 1979 graduate of Sabino High School in Tucson and a 1982 graduate of the University of Arizona. Sarver earned his bachelor's degree in business administration and became a certified public accountant in 1983.

Sarver and wife, Penny, have three sons, Max, Jake and Zach. On their first date, Robert invited Penny to watch the NCAA Men's Basketball Tournament at his house. Sarver enjoys watching basketball and soccer at all levels alongside his family.

## NBA'S BEST WINNING PERCENTAGES

### ALL-TIME

SPURS	.624 (41 seasons)
LAKERS	.598 (69 seasons)
CELTICS	.589 (71 seasons)
<b>SUNS</b>	<b>.541 (49 seasons)</b>

# Sam Garvin

## Vice Chairman



Sam Garvin, who launched his own mail-in rebate and consumer promotions company at age 25, is in his 14th season as vice chairman of the Suns after purchasing interest in the club in June 2004.

The self-made entrepreneur founded Scottsdale-based Continental Promotion Group in 1989 and its business grew to over \$1 billion in annual gross revenues and attracted over 500 blue-chip marketers worldwide. As chairman and chief executive officer from 1989-2005, he managed over 1,200 associates, and organized and executed consumer and trade promotions for Dell, Nestle, Henkel, Costco, BT (British Telecom), HP, Motorola, Disney and Eli Lilly on a global scale.

Garvin, who sold CPG in June 2005, took on additional responsibilities with the Suns shortly thereafter. A Suns fan since 1989, Garvin purchased single-game tickets in the upper bowl when the team played at Veterans Memorial Coliseum and has attended Suns games for the last 25 years. In July 2007, he was appointed an alternate NBA Governor to represent the organization.

Prior to CPG, Garvin served in the Ronald Reagan administration as a staff assistant on the Presidential Commission for the German-American Tri-Centennial. He then went to work for Heinz U.S.A. as a sales merchandiser where he learned the marketing of packaged goods from the ground up. In 1988, he graduated from Thunderbird, one of the top business schools in the country, with a masters of international management specializing in marketing. In 2003, he was awarded a doctor of international law degree, *honoris causa*, from Thunderbird.

In 1998, Garvin was recognized by the Phoenix Business Journal as one of Arizona's "Top 40 under 40" most influential business leaders. In 1999, he was recognized by then Arizona Governor Jane Hull with the "Governor's Spirit of Success" award. He was twice nominated for Ernst and Young's "Entrepreneur of the Year" award.

An acknowledged philanthropic leader he has served on many non-profit Boards including: Thunderbird (AGSIM), PCDS (Phoenix Country Day School) Max in Motion, Whispering Hope Ranch, Phoenix Suns Charities and many others.

Garvin's for-profit Board service includes Engaged Media, Direct Brands, Innovative Brands, Expert Negotiator, Intelladerm LLC and many others. He is the founder of Garvin Promotion Group, an international strategic promotion marketing firm headquartered in Scottsdale with operation in Canada and the European Union. GPG's current clients include Pirelli, Sumitomo USA, Henkel USA, Seagram's and over 100 others. Garvin is active in real estate and private equity investing through Garvin Holdings, LLC. He is also an owner of Real Mallorca, a Spanish football club.

Born and raised in Pittsburgh, Pennsylvania, Garvin completed his Bachelor of Arts degree with a dual major in political science and German studies at the University of Pittsburgh in three years. He resides in Paradise Valley with his wife, Rita, and three children.



# Jason Rowley

## President



Jason Rowley is in his sixth season as the Suns' President and his 11th season overall with the team. As President, Rowley is responsible for managing all business operations of the Suns and oversees the club's interests in the management of Talking Stick Resort Arena, the WNBA Phoenix Mercury, the NBA G League Northern Arizona Suns, the Legends Entertainment District, and affiliated entities. Rowley previously served as the team's Chief Operating Officer, as well as its Senior Vice President and General Counsel.

Rowley began his career in 2001 with the law firm of Snell & Wilmer in Phoenix, and while there he represented the Suns' current ownership group in their acquisition of the club in 2004. At Snell, his practice included private and public mergers and acquisitions, complex real estate transactions, securities regulation, entity formation, commercial contracts and general business law.

Rowley earned his bachelor's degree in 1994 from the University of Arizona. After graduation, Rowley joined the United States Navy, an experience he considers one of the proudest and most formative of his life. He worked as an intelligence analyst with the Commander 3rd Fleet Intelligence Division until his honorable discharge in 1998. He then returned to the University of Arizona to pursue his law degree, graduating in 2001.

Rowley is involved in a number of charitable and civic organizations. He serves on Greater Phoenix Leadership, the ASU Walter Cronkite School of Journalism Endowment Board, the Thunderbirds, the Board of Phoenix Suns Charities, and the Board of Downtown Phoenix Inc. He also served as the 2015 American Heart Association Phoenix Heart Walk Chairman, and was named the 2011 Phoenix Father of the Year by the Phoenix Father's Day Council.



**Jim Pitman**

### **Executive Vice President, Finance and Administration**

Jim Pitman oversees all accounting, finance, forecasting and insurance aspects of the organization and is in his 19th season as executive vice president. The Suns' NBA finance chief also assists with salary cap and player contract management.

In addition, Pitman oversees all financial aspects of Talking Stick Resort Arena and the WNBA's Phoenix Mercury. Pitman serves as treasurer of Phoenix Suns Charities and is a board member of Special Olympics Arizona and the Valley of the Sun YMCA. He also serves on the Finance Committee for the Valley of the Sun United Way.

Pitman was named general manager of the Phoenix Mercury in October 2013, and in his first season guided the team to their third WNBA championship in 2014 and a league record for most regular season wins as the club went 29-5. The Mercury have been contenders in each of Pitman's four seasons as general manager, advancing to the league semifinals each season from 2015 through 2017, in addition to winning the title in 2014.

Coming to the Suns in 1992 as assistant controller, he moved up to corporate controller and vice president of finance before his most recent promotion. Prior to the Suns, he spent nearly five years in the audit division of the Phoenix office of Arthur Andersen with client responsibility in the professional sports, hospitality, and wholesale distribution industries.

A native of Rio, Ill., Pitman is a 1987 graduate of the University of Illinois where he earned a degree in accountancy.

Pitman and his wife Linda live in Phoenix. He has two children, Amy and Kyle, and lists basketball and golf as his favorite out-of-office activities.



### **Maria Baier**

#### **Senior Vice President, Public Affairs**

Maria Baier is in her fourth season as Senior Vice President of Public Affairs with the Phoenix Suns, joining the franchise after 13 years working in communications and public policy for Arizona's Governors and Attorney General. In addition, Baier served as the State Land Commissioner, where she oversaw the management of 9.5 million acres of real estate and a \$4 billion cash trust.

Baier was also elected to, and served on, the Phoenix City Council and has been CEO of two non-profit organizations. She has had extensive experience in the private sector as well, including running her 40-year-old family business and consulting for a subsidiary of Pinnacle West. She currently is Chair of The Arizona Sports and Tourism Board, which oversees the University of Phoenix Stadium, and serves on the boards of several other civic and charitable organizations.

Baier earned a Bachelor of Arts from Arizona State University and a Juris Doctor from the University of Arizona. Her two daughters are both seniors in college.



### **Dan Costello**

#### **Chief Commercial Officer/Senior Vice President, Business Innovation**

Dan Costello is in his 12th season with the Phoenix Suns. As Chief Commercial Officer and Senior Vice President of Business Innovation, Costello oversees and provides strategic insight for Marketing Partnerships, Digital Services, Content and Information Technology, as well as Suns Legacy Partners' interest in the Legends Entertainment District. Prior to becoming Senior Vice President of Business Innovation Costello was Vice President of Sales and Activation with the Suns.

Costello began his career in television advertising with Cox Media, and while there he had successful years as a local account executive focusing on local business, national sales manager focusing on bringing national ad sales dollars to the state of Arizona, and national Hispanic sales manager.

Costello currently serves on the Phoenix Suns Charities Board of Directors, Great Hearts Board of Directors, the IASIS Healthcare Board of Trustees and is a Honorary Commander at Luke Air Force Base. He is a graduate of the University of Nevada Las Vegas, is married to Melissa (an attorney with Bryan Cave) and has two children, Logan and Dylan.



### **Melissa Goldenberg**

#### **Senior Vice President, General Counsel**

Melissa Goldenberg oversees all legal aspects of the Phoenix Suns, the Phoenix Mercury and the Talking Stick Resort Arena and is in her fourth season as General Counsel.

Before joining the Suns, Goldenberg spent three years working as Corporate Counsel for Western Alliance Bancorporation, a publicly-traded bank holding company based in Phoenix. Prior to joining the corporate world, she spent almost 10 years in private practice handling complex finance, real estate and business transactions, as well as providing general representation related to business and commercial law.

Goldenberg has a dual degree in Political Science and Communication from the University of Illinois and a law degree from the Chicago-Kent College of Law. She and her husband, Jason, are the proud parents of two children and thoroughly enjoy cheering on the sidelines of their soccer games.



## Matt Wright

### Senior Vice President, Media

Matt Wright is in his 16th season with the Phoenix Suns organization in which he currently oversees Media and Broadcast. In addition, Wright manages several key marketing partnerships and focuses on the generation of new strategic partnership alliances. During his tenure with the team, Wright has held executive leadership positions as Senior Vice President of Marketing Partnerships, as well as Senior Vice President of Strategy and Operations.

Prior to starting his career with the Suns during the 2002-03 season, Wright worked for both ESPN Radio and FOX Sports Arizona where his passion for sport and marketing led to success in sales. A graduate of Arizona State University, Wright interned for the Fiesta Bowl during College Football's 1999 inaugural BCS National Championship Game.

Originally, from Minnesota, Wright has spent a majority of his life in Arizona and currently resides with his wife, Carlissa, in Phoenix.



## Casey Taggatz

### Vice President, Communications & Content

Now in his second season as Vice President, Communications & Content, Taggatz enters his 12th season overall with the Suns, having started with the team as a game-night media relations assistant in 2005. In his role, Taggatz oversees all communications efforts for the Phoenix Suns and Mercury, as well as a Creative Content team designed to produce digital, social media and broadcast content in support of both teams, Talking Stick Resort Arena and Phoenix Suns Charities.

During his time with the club, Taggatz has led the Ring of Honor inductions of "The Voice of the Suns" Al McCoy (2017), two-time MVP Steve Nash (2015) and former Suns head coach, John MacLeod (2012), as well as major announcements including the most recent venue naming rights agreement, multiple Suns brand campaigns, and the Suns' purchase and relocation of the club's NBA G League affiliate, the Northern Arizona Suns. Taggatz's involvement in the Valley sports scene also includes work with the NFL during Super Bowl XLIX in Glendale, two years on the Fiesta Bowl Committee, and currently as a board member with Positive Coaching Alliance.

A 2004 graduate of the University of Wisconsin – La Crosse, Taggatz played four years of collegiate basketball for the Eagles. The Stevens Point, Wisconsin native and his wife, Rachel, reside in Phoenix.



## Julie Fie

### Vice President, Basketball Communications

Julie Fie, a senior member of the NBA's public relations community, serves as the club's primary liaison between the media and the team's players and management for all basketball communications. Fie and her staff are responsible for media interviews and requests and the dissemination of information locally, nationally and internationally. This includes news conferences, press releases, game night press accommodations and credentialing, the production of media guides, game notes, and statistics.

A former member of the NBA Public Relations Advisory Board, Fie joined the Suns in 1992. In 2007, she and her staff won the inaugural Professional Basketball Writers Association Media Relations Staff of the Year award (now known as the Brian McIntyre Award), and have been finalists for the honor on multiple occasions including each of the past three seasons. Fie, now in her 26th season with the Suns, was promoted to her current position in July 1998.

Fie has worked with some of the game's biggest personalities, including former NBA MVPs and Hall of Famers Charles Barkley, Steve Nash, Shaquille O'Neal, Bill Russell and Jerry Colangelo.

Originally joining the NBA with the Kansas City Kings as assistant public relations director, Fie was elevated to director the following season and remained with the club as the franchise relocated to Sacramento. She remained there until joining the Suns.

A communications graduate from Iowa State University, Fie spent two years as an undergraduate with the ISU sports information department. She is a native of Jefferson, Iowa.

## Phoenix Suns Front Office Staff

### Personnel

#### Administrative/Executive Staff



**Jacquie Alonzo**  
Exec. Asst. to Managing Partner & GM



**Hope Dimberg**  
Exec. Asst. to Vice Chairman, President and Sr. VP, Public Affairs



**Mia Stier**  
Executive Assistant



**Felicia DeBruin**  
Administrative Assistant



**Ceola Coaston**  
Suns Receptionist



**Jan Forshee**  
Suns Receptionist



**Jay Shelley**  
Staff Assistant



**Cole Mickelson**  
Sr. Manager, Basketball Communications



**DC Headley**  
Manager, Basketball Communications



**Palmer Black**  
Administrative Assistant to VP of Basketball Communications



**Ali Mitchell**  
Team Services Manager



**Louis Lehman**  
Manager of Basketball Operations



**Yale Kim**  
Basketball Operations Assistant



**Dylan DeBusk**  
Operations Staff Assistant



**Jake Loos**  
Director, Basketball Analytics & Technology



**Anthony So**  
Manager, Basketball Analytics



**Ryan Resch**  
Analyst, Basketball Operations



**Edward Kendallra**  
Director, Strategy and Analytics



**Kelsey Pavesic**  
Reporting Analyst



**Brandon Moyer**  
Sr. CRM Analyst



**Alex Forbes**  
CRM Analyst



**Rodney Searce**  
Community Relations Manager



**Shaquin Albrow**  
Community Relations Coordinator



**Mark Gretter**  
Program Director, Jr. Suns/Jr. Mercury



**Steven Hunter**  
Community Ambassador



**Jake Knapp**  
Sr. Manager, Creative Content Operations



**Nick Williams**  
Sr. Manager, Creative Content Production



**Kevin Bonham**  
Sr. Multimedia Content Designer



**Shawn Deloney**  
Sr. Creative Content Producer



**Isaac Easley**  
Creative Content Producer

#### Basketball Communications

#### Basketball Operations

#### Analytics (Basketball)

#### Analytics (Business)

#### Community Relations

#### Creative Content





## Phoenix Suns Front Office Staff

Personnel



**Robert Weinerth**  
Content Videographer

Creative Services



**Tru Fityaw**  
Director, Creative & Brand Management



**Leo Freeman**  
Lead Graphic Designer



**Chris Grasha**  
Sr. Graphic Designer



**Alex Cohen**  
Graphic Designer



**Maria Madrid-Reed**  
Graphic Designer



**Jordan Suskind**  
Graphic Designer



**Arvind Navaratnasingham**  
Sr. Digital Creative Specialist



**Andre Zannis**  
Digital Web Developer



**Britton Courtney**  
Creative Coordinator

Digital Services



**Keith Detwiler**  
Director, Digital Growth, Engagement & Strategy



**Luis Bonilla**  
Digital Services Architect, Sales and Services



**Sarah Lasky**  
Digital Services Architect, Marketing Partnerships



**Ryan Wolf**  
Digital Creative Specialist & Photo Editor



**Tony Gautier**  
Digital Coordinator



**Cody Cunningham**  
Digital Specialist



**Tana Hughes**  
Digital Coordinator



**Dan Hilton**  
Digital Consultant

Finance



**Aaron Jerz**  
Vice President, Finance



**Sheila Yammer**  
Sr. Director, Payroll Services



**Andrew Anthony**  
Controller



**Bridget Black**  
Accounts Payable/Receivable Sr. Manager



**Sandra Vega**  
Accounts Receivable Manager



**Anna Heffron**  
Payroll Accounting Coordinator



**Teri Galloway**  
Payroll Specialist



**Will McFarland**  
Payroll Specialist



**Jed Richmond**  
Accounting Manager, Small Properties



**Lisa Leung**  
Payroll Accounting and Tax Analyst



**Felicia Hill**  
Staff Accountant



**Jennifer Scott**  
Staff Accountant



## Phoenix Suns Front Office Staff

Personnel

Game Presentation



**Cassidy Lien**  
Sr. Director,  
Game Presentation



**Brett Samet**  
Game Presentation  
Manager



**Jeraldine Salais**  
Game Presentation  
Coordinator



**Sumer Meyer**  
Suns Dancers Manager



**Gregory Ralbovsky**  
Game Production  
Director



**Steven Mitchell**  
Game Production  
Manager



**Chris Mead**  
Game Entertainment  
Producer



**Bob Woolf**  
Mascot Coordinator



**Justin Bailey**  
Mascot Coordinator



**Isabel Guerra**  
Entertainment  
Coordinator



**Karen Rausch**  
Vice President,  
Human Resources



**Yolanda Mendez**  
Human Resources  
Manager

Human Resources



**Jo-Marie Garber**  
Talent Acquisition  
Manager



**Idalia Gonzales**  
Benefits Administrator



**Jennifer Degasis**  
Human Resources  
Coordinator



**Brenda Arellano**  
Human Resources  
Assistant



**Steve Reese**  
Vice President and Chief  
Information Officer



**Paul Scott**  
Director, Information  
Technology

Information Technology



**Rick Garcia**  
Database Administrator



**Aaron Prestwood**  
Business Systems  
Analyst



**A.J. Grande**  
Network and Systems  
Administrator



**Michelle Cassata**  
Help Desk Manager/  
Administrative Support



**Kevin Pires**  
User Support  
Technician



**Joseph Salas**  
Desktop Support  
Specialist

Marketing



**Brooke Campbell**  
Vice President,  
Marketing & Brand  
Strategy



**Chris Kaiser**  
Director, Marketing &  
Brand Strategy



**Blake Lewkowitz**  
Sr. Manager,  
Brand Strategy



**Vianey Celestino**  
Sr. Manager, Hispanic  
Marketing



**Freddy Tuggle**  
Marketing Operations  
Manager



**Steven Kargol**  
Arena Marketing  
Manager



## Phoenix Suns Front Office Staff

Personnel



**Guy Hudson**  
Email & Database  
Coordinator



**Ryan Powers**  
Sr. Marketing  
Coordinator



**Gerry Mildenerger**  
Marketing Coordinator



**Jaime Olabarría**  
Marketing Assistant



Marketing Partnerships

**Carlissa Henry**  
Vice President,  
Marketing Partnerships



**Doug Chisholm**  
Vice President  
of Activation



**Harvey Shank**  
Sr. Executive  
Vice President



**Courtney Parks**  
Sr. Marketing  
Partnerships  
& Events Lead



**Derek Gale**  
Director of Sales



**Brad Ballard**  
Account Executive



**Ed Durkin**  
Account Executive



**Erin Skuse**  
Account Executive



**Ken Borkan**  
Director, Strategy,  
Operations & Research



**Benicia Thompson**  
Broadcast  
Traffic Manager



**Anna Tramutolo**  
Business Analyst



**Matt Sullivan**  
CRM & Sales  
Coordinator



**Adnan Gumel**  
Business Coordinator



**Alyssa Dooyema**  
Sr. Activation Manager



**Stephanie Lovingood**  
Sr. Activation Manager



**Nicole Strunks**  
Sr. Activation Manager



**Joey Artigue**  
Activation Manager



**Kara Galloway**  
Activation Manager



**Betsy Hechtner**  
Activation Manager



**Taylor Popish**  
Activation Manager



**Gabby Munoz**  
Activation Coordinator



**Taryn Thalheimer**  
Promotions Manager



**Jordan Strother**  
Activation Assistant



**Katie Peterson**  
Activation Assistant



Phoenix Suns Charities

**Sarah Krahenbuhl**  
Executive Director,  
Phoenix Suns Charities



**Jennie Patel**  
Manager,  
Phoenix Suns Charities

## Phoenix Suns Front Office Staff

Personnel



**Maggie Cortez**  
Coordinator,  
Phoenix Suns Charities



**Carlos Manzanillo**  
Director, Public  
Relations



**Sean Gale**  
Public Relations  
Coordinator



**Shari Hilton**  
Public Relations  
Assistant



**Kyle Pottinger**  
Vice President, Ticket  
Sales & Service



**Courtney Giovanni**  
Sr. Sales & Marketing  
Events Lead



**Jamie Thomasian**  
Sales Coordinator



**Geoff Budoff**  
Vice President,  
Premium Sales



**John Torris**  
Director, Business  
Development



**Josh Belkoff**  
Sr. Manager,  
Premium Sales



**Melissa Fender**  
Sr. Premium Experience  
Manager



**Michael Pettit**  
Sr. Account Manager,  
Premium Experience



**Marc Kulbersh**  
Sr. Account Executive,  
Premium Experience



**Matt Bodmer**  
Account Executive,  
Premium Sales



**Spencer Cherney**  
Account Executive,  
Premium Sales



**Kgai Jones**  
Account Executive,  
Premium Sales



**Billy Lavelle**  
Account Executive,  
Premium Sales



**Bobby Phelps**  
Account Executive,  
Premium Sales



**Eric Little**  
Sr. Director,  
Ticket Sales,  
Service & Operations



**Chris Moran**  
Team Lead,  
Membership Experience



**Emily Dumas**  
Account Executive,  
Membership Experience



**Lucy Grimm**  
Account Executive,  
Membership Experience



**Scott McAllister**  
Account Executive,  
Membership Experience



**Anne Mueller**  
Account Executive,  
Membership Experience



**Jennifer Pearson**  
Account Executive,  
Membership Experience



**Matt Salata**  
Sr. Manager,  
Membership Sales



**Angel Almendares**  
Account Executive,  
Membership Sales



**Alberto Caballero**  
Account Executive,  
Membership Sales



**Greg Damschroder**  
Account Executive,  
Membership Sales



**Kyle Hoffman**  
Account Executive,  
Membership Sales

Public Relations

Sales and Service



## Phoenix Suns Front Office Staff



**Blaine Jackson**  
Account Executive,  
Membership Sales



**Duncan Jensen**  
Account Executive,  
Membership Sales



**Ari Richman**  
Account Executive,  
Membership Sales



**Wesley Rouse**  
Account Executive,  
Membership Sales



**Zach Wendel**  
Account Executive,  
Membership Sales



**Jarred Whicker**  
Account Executive,  
Membership Sales



**Aaron Ostrovsky**  
Manager, Group Sales



**Matt Audibert**  
Manager, Group Sales  
and Youth Sports



**Brianna Eason**  
Account Executive,  
Group Sales



**Taylor Eather**  
Account Executive,  
Group Sales



**Stepheny Frederiksen**  
Account Executive,  
Group Sales



**Daniel Goldman**  
Account Executive,  
Group Sales



**Marc Lopez**  
Account Executive,  
Group Sales



**Nick Roberts**  
Account Executive,  
Group Sales



**Jordan Zola**  
Account Executive,  
Group Sales



**Cara Leis**  
Manager,  
New Business Team



**Jentry Mullins**  
Manager,  
New Business Team



**Brock Brenneman**  
Sales Consultant,  
New Business Team



**Clay Cardenas**  
Sales Consultant,  
New Business Team



**Donald Grady**  
Sales Consultant,  
New Business Team



**Courtney Hayes**  
Sales Consultant,  
New Business Team



**Jaime Hewitt**  
Sales Consultant,  
New Business Team



**JT Holloway**  
Sales Consultant,  
New Business Team



**Aaron Kelly**  
Sales Consultant,  
New Business Team



**Stuart  
Langer-Marshall**  
Sales Consultant,  
New Business Team



**Kayla Lawson**  
Sales Consultant,  
New Business Team



**Kamal Logue**  
Sales Consultant,  
New Business Team



**Brandon Metevier**  
Sales Consultant,  
New Business Team



**Shelly Phillips**  
Sales Consultant,  
New Business Team



**Jackie Radin**  
Sales Consultant,  
New Business Team

## Phoenix Suns Front Office Staff / Talking Stick Resort Arena Staff

Personnel



**Lysnay Saunders**  
Sales Consultant,  
New Business Team



**Connor Slabach**  
Sales Consultant,  
New Business Team



**Stuart Sokoloff**  
Sales Consultant,  
New Business Team



**Dan Siekmann**  
Vice President,  
Broadcast Productions



**Bob Adlhoch**  
Executive Producer



**Alan Mickel**  
Chief Technical  
Engineer

Suns Productions



**Marc Goldberg**  
Sr. Producer



**David Hughes**  
Sr. Producer



**Paden Wigness**  
Pre-Game Show  
Producer



**David Grapentine**  
Sr. Videographer



**Tommy Arguelles**  
Sr. Editor



**Ralph Marchetta**  
General Manager, Sports  
& Entertainment Services  
& Sr. VP, Ticket Operations

Arena Operations



**Alvan Adams**  
Vice President,  
Facility Management



**Sarah Schock**  
Director, Event Booking  
& Production



**Jerry Medina**  
Director, Engineering



**Johnnie Crow**  
Lead Engineer



**Ruth Stamp-Shepard**  
Facility Management  
Coordinator



**Brian Myers**  
Director, Audio/Video  
Technology



**Steve Anderson**  
Audio/Video Engineer



**Rob Hart**  
Audio/Video Engineer



**Ryan Cowan**  
Audio/Video Technician



**Anthony Lee**  
Sr. Manager,  
Conversion Crew



**Brian Polokoff**  
Director of Event  
Operations



**Megan Duffy**  
Event Manager



**Marto McKinley**  
Event Manager



**Ashley Mercereau**  
Event Manager



**Kevin Lynch**  
Events & Booking  
Coordinator



**Rene Gonzales**  
Manager, Facility Events



**Nanette Bowles-Odell**  
Disability Services  
Manager



**Trent Dutry**  
Suite Services Manager



## Talking Stick Resort Arena Staff



**Jon Bloom**  
Director, Security



**Mark Posey**  
Security Manager



**Paul Schonaerts**  
Security Manager



**Francoise Chisholm**  
Safety & Security  
Administrator



**Woodie Browder**  
Director, Traffic  
Support Services



**JD Hanna**  
Assistant Director,  
Traffic Support Services



**Veronica Aguilera**  
Traffic Support  
Coordinator



**Drew Enos**  
Traffic Support  
Operations Coordinator



**David Case**  
Mail/Receiving  
Department Manager



**Jimmie Barr**  
Mail/Receiving  
Technician



**Alex Dangmuk**  
Mail/Receiving  
Technician




**Jesse Echavarría**  
Mail/Receiving  
Technician

Team Photographers



**Barry Gossage**  
NBA Photos  
Team Photographer



**Anthony Gonzales**  
NBA Photos  
Assistant



Ticket Operations

**Daren Mitch**  
Vice President,  
Ticket Operations



**Jason Sanchez**  
Assistant Director,  
Ticket Operations



**Jeff Marcussen**  
Assistant Director,  
Suns Ticketing



**Adam Somers**  
Assistant Director,  
Sports Ticketing



**Sean Stilwell**  
Assistant Director,  
Arena Ticketing



**Jason Chey**  
Ticket Manager



**Kaitlyn Heber**  
Ticket Manager



**Esther Wojtuliewicz**  
Season Ticket  
Account Manager



**Bob Rodriguez**  
Ticket Office  
Coordinator



**Wende Barr**  
Assistant Ticket  
Manager



**Stephanie Ostos**  
Assistant Ticket  
Manager



**Daniel Serna**  
Assistant Ticket  
Manager



**Paulene Tullie**  
Ticket Office Accounting  
Supervisor



**Julieta Serna**  
Accounting Clerk,  
Ticket Office

# The Gorilla

**Position:** C. G. O. (Chief Gorilla Officer)  
**Height:** 5' Ape"  
**Weight:** 350 (All muscle)  
**Years Pro:** 37 (Gorilla years - 74)  
**High School:** Hairy Truman (Mon-Key West, FL)  
**College:** Fur-man University '80  
**Acquired:** Signed as a flea agent in 1980



Affectionately nicknamed "Go" and towering at a whopping five-foot "ape," The Gorilla is the Phoenix Suns favorite primate. Most notably, fans are familiar with The Gorilla for his on the court antics where he raises the Phoenix Suns flag in the name of team-pride, performs notorious slam dunk routines and fires up the crowd.

From his early days in the Banana Republic to his education at Fur-man University, The Gorilla has always had a passion for basketball. Before his debut with the Phoenix Suns, The Gorilla delivered singing telegrams.

However, in 1980 The Gorilla's fate changed when he stepped onto the court during a game and surprised unsuspecting players and fans. His antics became an instant hit and The Gorilla has been a member of the Phoenix Suns ever since.

These days, the king of the jungle now rules as the dean of NBA mascots after his 2005 induction into the Mascot Hall of Fame.

The Gorilla makes over 350 appearances a year with charities, schools, hospitals and local businesses. In addition to attending Phoenix Suns home games, Go has also become a world-traveler making appearances in Argentina, Australia, Canada, China, Denmark, Finland, France, Germany, Hong Kong, Italy, Mexico, the Netherlands, Norway, Singapore, Spain, Switzerland and the United Kingdom. He can also be found around the United States at various sporting events. When The Gorilla is not working he enjoys long walks on the court, high flying slam dunks and eating bananas.

# Suns Dancers



**Front Row:** Madison, Kayla, Jordynn, Darian **Second Row:** Tisa, Tori, Devon, Elan, Natasha  
**Third Row:** Paige, Cassie, Haley, Kaylin **Top Row:** Taylor Pr., Kenzie, Lindsay, Djanief, Taylor Pe.

# Suns Broadcasting



**Al McCoy**

## Arizona Sports Radio Play-by-Play

Al McCoy has been called the dean of NBA play-by-play announcers and is in his 46th memorable season as "The Voice of the Suns," nearly the length of the franchise's existence. At halftime of the game on March 3, 2017, McCoy earned the team's highest honor as he became the 15th person inducted into the Phoenix Suns Ring of Honor.

McCoy first hit the air during a preseason game on September 27, 1972, and has been synonymous with Suns basketball ever since. From "Shazam" to "Zing Go the Strings" to "Heartbreak Hotel," McCoy has cultivated an unparalleled style.

McCoy will forever be remembered for his call in the 1976 Suns-Celtics NBA Finals at Boston Garden when he had to fling an inebriated fan off his lap as he was describing "The Shot Heard 'Round The World" by Garfield Heard that sent the game into the third of three overtimes.

The 2017-18 season marks his 46th as he calls play-by-play action on Arizona Sports Radio and the Suns radio network. McCoy's tenure with the Suns is the longest consecutive run with one team among NBA broadcasters in league history. His many contributions to the sport were recognized when he received the 18th Annual Curt Gowdy Media Award from the Naismith Memorial Basketball Hall of Fame during Enshrinement Weekend in September 2007 in Springfield, Mass. The Suns honored him with the Al McCoy Media Center, dedicated in October 2007.

In 2017, the readers of Phoenix Magazine named McCoy the best play-by-play announcer in their annual "Best of the Valley" issue for the 19th consecutive year. He's the only broadcaster to win the award since it debuted in 1999. McCoy was honored with a Silver Circle Award from the Arizona chapter of the National Academy of Television Arts & Sciences and a Lifetime Achievement Award from the House of Broadcasting (a radio and television museum). He also became the first play-by-play announcer to be inducted into the Arizona Broadcasters Association Hall of Fame on Oct. 19, 2004.

McCoy's broadcasting career began in 1951 at KJFJ Radio in Webster City, Iowa when he was a freshman at Drake University. In 1958, he arrived in Arizona to do play-by-play for the Triple-A Phoenix Giants baseball club. He has also covered Phoenix Roadrunners hockey, Arizona State football and basketball and filled in as a backup for the Arizona Diamondbacks. McCoy added a call of the Phoenix Mercury to his distinguished resume, providing play-by-play on NBA TV for a playoff game on the Mercury's run to the 2014 WNBA title.

A native of Williams, Iowa, a tiny farming community, McCoy was a member of his high school basketball team and was influenced by legendary broadcasters Harry Caray, Bert Wilson and Jack Brickhouse. He received his degree in drama-speech from Drake University and performed graduate work at the University of Iowa. In 1994, McCoy received Drake's Alumni Achievement Award and in 2015, he was included in an interactive exhibit at the Iowa Hall of Pride.

He and his beloved wife Georgia, a Valley artist who passed away in 2012, have three sons: Mike, and twins Jay and Jerry. A culinary critic, he is the club's expert on gourmet restaurants around the league. McCoy is an accomplished jazz pianist.



### Tim Kempton

#### Arizona Sports Radio Color Analyst

Tim Kempton, a former role player on the 1992-93 Suns team that won a franchise-record 62 games and advanced to the 1993 NBA Finals, will provide color analysis for Arizona Sports Radio for the 15th consecutive year alongside play-by-play announcer Al McCoy.

The University of Notre Dame graduate was selected in the sixth round of the 1986 NBA Draft by the Los Angeles Clippers and averaged 4.5 points and 2.8 rebounds in 280 career games in eight seasons with the Clippers, Charlotte Hornets, Denver Nuggets, Suns, Cleveland Cavaliers,

Atlanta Hawks, San Antonio Spurs and Toronto Raptors.

Kempton, who played his last season in the NBA in 1997-98, previously served as color analyst covering the Phoenix Mercury and Arizona State University's men's basketball. Kempton also remains active in youth sports.

He and wife, Suzanne, have three sons and one daughter: Timothy, Michael, Matthew and Catherine. Timothy had a distinguished basketball career at Lehigh University and now plays professionally in Spain, Michael plays basketball at Williams College in Massachusetts, Matthew is a tight end on the football team at Northern Arizona University and Catherine is a rising junior at Xavier Preparatory in Phoenix and has started a modeling career.



### Jon Bloom

#### Arizona Sports Radio Host

Jon Bloom has been a voice of Arizona sports for the last 14 years and is in his 11th year as the Suns radio host and backup radio play-by-play announcer. He is frequently heard as a sports talk radio host on Arizona Sports 98.7 FM. In addition, Bloom is the first play-by-play broadcaster in Northern Arizona Suns history as he is in his second season as the voice of the Suns' NBA G League affiliate.

In addition to his work with the Suns, Bloom spent nine seasons as a radio host, public address announcer and play-by-play broadcaster for the Arizona Cardinals. Bloom has also been involved in golf broadcasting for nearly 20 years and continues to work for CBS Sports' coverage of The Masters and PGA Championship among other events.

Bloom graduated from the Newhouse School of Communications at Syracuse University with a bachelors in broadcast journalism in 1997 as the winner of the Bob Costas Award. He then started his career on the radio and television in Detroit and spent six years as an anchor, host and reporter for Sports Radio 1130 WDFN The Fan. While in Detroit, he also served as the radio play-by-play broadcaster for Oakland University athletics, helping establish the first ever internet-exclusive flagship network in Division I. Additionally, Bloom called football games for Wayne State University and co-hosted a syndicated radio & television show called Michigan Golf Live.

Bloom was born and raised on the Peninsula in the San Francisco Bay Area, but became a die-hard Suns fan at the age of 13. He currently lives in Phoenix with his wife and two daughters.



### Kevin Ray

#### FOX Sports Arizona Play-By-Play

A Valley veteran broadcaster and a part of Phoenix Suns telecasts for the past 15 years, Kevin Ray is in his first season as the play-by-play announcer for Suns broadcasts on FOX Sports Arizona. Ray served as the Suns pre and postgame host then as the team's sideline reporter on FOX Sports Arizona before transitioning to his current role as television play-by-play announcer.

Ray has also served as the television play-by-play voice of the Phoenix Mercury and Arizona Rattlers. A versatile talent, he has covered multiple Super Bowls, NBA Finals, college football national championships and has worked nationally for Turner Sports as a sideline reporter for the NBA Playoffs and NBA Summer League. In addition, Ray is in his fifth season as the national radio play-by-play voice of the Dallas Cowboys and top 25 college basketball on Compass Media Networks.

A fixture of the Valley sports landscape, Ray began his local broadcasting career on KTAR-AM 620 where he served in several roles including producer, reporter, anchor, program director and sports director over a decorated 14 years at the station.

A graduate of Pittsburg State, Ray resides in the Phoenix area and has three children, Devon, Zachary and Alexandra.



## Eddie Johnson

### FOX Sports Arizona Color Analyst

A familiar face and voice to Phoenix Suns fans, Eddie Johnson is in his 18th season as a color analyst for the team's television broadcasts. He will share color analyst duties with Ann Meyers Drysdale.

In addition to working Suns games for FOX Sports Arizona, Johnson co-hosts "NBA Today" on SiriusXM NBA Radio along with Justin Termine. The national radio show breaks down the latest stories in the NBA on weekday afternoons.

Previously, Johnson served as the color analyst on the Phoenix Mercury television broadcasts for the first two seasons of the team in 1997 and 1998. He also provided analysis for ESPN Radio during the WNBA playoffs, including the Mercury's run to the WNBA Finals in 1998. Johnson was a guest analyst for NBA Showtime on NBC during the 2000 NBA Playoffs after serving as color analyst for Arizona State men's basketball broadcasts on Fox Sports Net during the 1999-2000 season.

Johnson has the distinction of being the NBA's all-time leading scorer among players with no All-Star appearances with 19,202 points, an average of 16.0 points per game. One of the NBA's best pure jump shooters, "E.J." shot 47.2 percent from the field and 84.0 percent from the foul line while playing for Kansas City/Sacramento, Phoenix, Seattle, Charlotte, Indiana, Denver and Houston.

Originally a second-round pick (No. 29 overall) by the Kansas City Kings in 1981, Johnson spent six years in the Kings organization before he was traded to Phoenix on June 21, 1987, for Ed Pinckney and a second-round pick. The University of Illinois graduate played three-plus seasons for the Suns from 1987-90. In the 1988-89 campaign he helped Phoenix improve to a 55-27 record from 28-54 the previous season and was named the NBA's Sixth Man of the Year.

The Chicago native has maintained a Phoenix residence since his Suns playing days. Johnson penned his first book, an athlete's guide to a successful career entitled "You Big Dummy," that was released in 2013. He and his wife, Joy, have a son, Justin, and daughter, Jade.



## Ann Meyers Drysdale

### FOX Sports Arizona Color Analyst

One of the true pioneers in women's basketball, Hall of Famer and award-winning broadcaster Ann Meyers Drysdale is in her sixth season with the Suns television broadcast team in 2017-18 as an analyst on FOX Sports Arizona. In 2014, Phoenix Magazine named Meyers Drysdale the "Most Entertaining Commentator" in their annual "Best of the Valley" edition.

Meyers Drysdale, a Vice President of both the Phoenix Mercury and the Phoenix Suns, served five successful seasons as General Manager of the Mercury where she constructed the franchise's first two WNBA championship teams in 2007 and 2009, in addition to her role as Vice President for the team's 2014 title.

Enshrined in the Naismith Basketball Hall of Fame in Springfield, Mass. as a player in 1993, Meyers Drysdale's basketball career enters its fifth decade after becoming the first-high school player to make a United States National Team in 1974. Meyers Drysdale would become the first woman to receive a full athletic scholarship from UCLA, the first four-time Kodak All-American, male or female, and the first female to be named in the school's athletics Hall of Fame. She led the Bruins to a basketball national championship in 1978 and a track national championship in 1975.

A 1976 silver medalist at the Olympics Games in Montreal, Meyers Drysdale remains the only female ever to sign a free-agent contract with an NBA team after signing with the Indiana Pacers in 1979. After being released by the Pacers, she served as a color commentator for Pacers broadcasts and was the first woman to broadcast an NBA game. In 1999, Meyers Drysdale was inducted into the Women's Basketball Hall of Fame's inaugural class and in 2017, she was presented the Naismith Outstanding Contributor to Women's Basketball award by the Atlanta Tipoff Club.

Meyers Drysdale has established herself as an expert analyst on ESPN, NBC, ABC, FOX Sports, and CBS and has done commentary for men's and women's basketball, softball, tennis, volleyball, and baseball since 1979. Her illustrious broadcasting resume includes the 1984, 2000, 2004, 2008, 2012 and 2016 Summer Olympics. In 2006, she was honored with the United States Sports Academy's (USSA) Ronald Reagan Media Award. In 2012, the U.S. Basketball Writers Association renamed its Women's National Player of the Year Award, the Ann Meyers Drysdale National Player of the Year Award, in honor of her impact in the sport.

In 1986, Ann married former Los Angeles Dodgers Hall of Famer pitcher Don Drysdale. It was the first time that a married couple was members of their respective sports' Hall of Fame. The Southern California native and Drysdale, who passed away in 1993, have three children: sons Don, Jr. (D.J.) and Darren, and daughter Drew. Meyers Drysdale's brother, the late Dave Meyers, won two NCAA Championships playing for Coach John Wooden at UCLA and was the second overall pick of the 1975 NBA Draft by the Los Angeles Lakers before being traded to the Milwaukee Bucks, where he played five years, in the deal that brought Kareem Abdul-Jabbar to L.A.





### Lindsey Smith

#### FOX Sports Arizona Sideline Reporter/Digital & Content Host

Lindsey Smith is in her first season as sideline reporter for Suns games on FOX Sports Arizona, adding those duties to her role as digital and content host on the RISE Network on Suns.com and the team's social media channels. In addition to serving as the primary voice for digital content across the Suns' many channels, Smith makes special appearances on in-arena videos during home games at Talking Stick Resort Arena and regularly appears on the pre and postgame shows on FOX Sports Arizona.

Smith joined the Suns in 2016 after over five years of experience as a digital reporter, in-game host, sideline reporter and social media correspondent for a number of teams throughout the Valley sports scene, including the Arizona Cardinals, Arizona Coyotes and Arizona Rattlers. In 2012, Smith earned a bachelor's degree in Broadcast Journalism from the Walter Cronkite School of Journalism and Mass Communication at Arizona State University.

A native of Sierra Vista, Arizona, Smith now resides in Phoenix. In her free time, she enjoys traveling, being outdoors and spending time with family.



### Tom Leander

#### FOX Sports Arizona Studio Host

Once a ballboy for the Phoenix Suns (1976-78), Tom Leander has been a fixture on the local sports broadcasting scene for over two decades. After filling a slew of different positions in the club's broadcast department, Leander resumes his role as host of the Suns' pregame, halftime and postgame shows on FOX Sports Arizona.

Beginning in 1993, Leander served as studio host/producer of the Suns Gametime and Suns Halftime Shows for KUTP 45; he held those same pregame and halftime responsibilities on Cox 9 broadcasts from 2000-03, and also hosted the franchise's weekly magazine show, Suns Jam Session, on KUTP 45 for one season (2002-03). After moving from the studio to the broadcast booth in 2003, Leander served nine seasons as a Suns' play-by-play television broadcaster. In 2016, Leander earned a Rocky Mountain Emmy Award in the Topical Documentary category for his work in producing "Sunderella Suns," a one-hour feature on the 1975-76 Suns team that reached the NBA Finals.

In addition to his studio work, Leander has television play-by-play experience that includes 11 seasons with the WNBA's Phoenix Mercury, nine seasons with the Arena Football League's Arizona Rattlers, two seasons with the Continental Indoor Soccer League's Arizona Sandsharks and six seasons of backup duties for Suns games on Cox 9. In 2009, he added play-by-play duties on FOX Sports Arizona for Arizona State University football to his resume, a role he held for three seasons.

Leander began his broadcasting career at his alma mater, Loyola Marymount University in Los Angeles, where he did three seasons of radio play-by-play for the school's men's basketball team. Leander's broadcast experience also includes stints as a sportscaster for KMST-TV in Monterey, Calif. (1986-88) and KOLD-TV in Tucson (1988-91) as well as KTSP-TV and KNXV-TV of Phoenix.

A graduate of Brophy College Preparatory in Phoenix, Leander and his wife, Sandy, have three children: Lauren, Keaton and Bryson.



## Tom Chambers

### FOX Sports Arizona Studio Host

A member of the Suns Ring of Honor, and one of the best players in the history of the franchise, Tom Chambers is in his 16th season as host of the Suns' pregame, halftime and postgame shows on FOX Sports Arizona. Since retiring from the NBA in 1997, Chambers has also spent time with the Suns' front office as a community relations representative.

Chambers played five seasons (1988-93) with the Suns, averaging 20.6 points. After signing with the club as the first unrestricted free agent in league history on July 8, 1988, he made three-straight All-Star appearances from 1989 to 1991. Chambers was a two-time All-NBA Second Team selection (1989, 1990) and he poured in an all-time franchise-record 2,201 points (27.2 average) during the 1989-90 campaign. On March 24, 1990, Chambers erupted for a then franchise-record 60 points in a win against Seattle, a mark that stood for 27 years.

In his 15-year career, Chambers made four All-Star appearances, and was named the MVP of the mid-season classic in 1987. Among the many memorable highlights of his standout career, Chambers' two-handed dunk over the Knicks' Mark Jackson in a 1989 game has been replayed countless times and is considered to be one of the best dunks in NBA history. Totaling 20,049 career points, Chambers holds the distinction of most points scored by a Hall of Fame eligible player not to be enshrined. He entered the Suns Ring of Honor on April 18, 1999.

Chambers was originally a first-round pick (eighth overall) of the San Diego Clippers in 1981. He played two years in San Diego, and was then acquired by Seattle in 1983 where he played five seasons. After his stint with the Suns, Chambers played two seasons with the Utah Jazz, and then played one full year in Israel. His last full season in the NBA was 1996-97 with Charlotte.

A native of Ogden, Utah, Chambers graduated from the University of Utah in 1981. He has seven children: Erika, Skyler, Megan, twins, Dakota and Colton, Tommy and Brock. Chambers is also a proud grandfather of seven grandchildren.



## Arturo Ochoa

### Arturo Ochoa, KSUN 1400 AM Spanish Radio Play-by-Play Announcer

Arturo Ochoa, a native of Cananea, Sonora, Mexico is in his 15th season overall, and 14th consecutive, calling Phoenix Suns home games on KSUN 1400 AM Spanish Radio.

The Northern Interamericana University graduate made his broadcasting debut for KSUN radio covering the Phoenix Suns in 2000-01. Additionally, he called professional sports as part of KSUN's Arizona Diamondbacks Spanish radio broadcasts from 2006-08. Ochoa remains host of the Punto Deportivo Sports Show on KSUN.

Ochoa makes his home in Phoenix.



## Jorge Moreno

### KSUN 1400 AM Spanish Radio Color Commentator

A radio personality in the Phoenix Spanish market since 2010, Jorge Moreno is in his third full season as color commentator with the Suns broadcast team on KSUN 1400 AM Spanish Radio after joining Arturo Ochoa full-time during the 2014-15 season.

A native of Cuauhtemoc, Chihuahua, Mexico, Moreno made the transition to sports in 2012, joining the Punto Deportivo Sports Show on KSUN. Moreno began filling in on a part-time basis broadcasting Suns games on KSUN in 2012 and also remains highly involved in events

with the Arizona Diamondbacks.

Sports are Moreno's passion and he enjoys free time with his family, traveling and learning about cultural arts.

# Ryan McDonough

## General Manager



Considered one of the game's brightest minds, Ryan McDonough is in his fifth season as the Phoenix Suns' general manager. Throughout his career, McDonough has combined his tireless work ethic with an expertise in player evaluation that he has honed at several levels of basketball operations with the Suns and Boston Celtics, two of the NBA's most historic franchises.

Under the 36-year-old's direction, the Suns are poised for the future with a collection of talented young players, several experienced veterans and a haul of upcoming draft picks made more valuable with McDonough's successful track record in the NBA Draft.

McDonough has overseen the Suns assemble some of the game's brightest young stars with five first-round picks made in his tenure currently on the roster. Included in this group are Devin Booker, who became just the sixth player to ever score at least 70 points in a game and has totaled the fourth-most points in NBA history before turning 21 years old, Josh Jackson, the fourth overall pick in 2017 named All-NBA Summer League First Team while making his professional debut in Las Vegas this past summer, and T.J. Warren, one of the league's most efficient scoring wings. The team's 2016 draft haul has already shown its promise with the versatile Marquese Chriss earning NBA All-Rookie Second Team honors and floor general Tyler Ulis winning Western Conference Rookie of the Month for April, while Dragan Bender has flashed the all-around skill that made him the fourth overall selection. In upcoming drafts, the Suns own all of their own picks, as well as two first-rounders from Miami in 2018 (top-7 protected) and 2021.

In addition to his success on draft night, McDonough has orchestrated the acquisitions of one of basketball's top point guards in Eric Bledsoe, as well as veteran leaders Tyson Chandler, one of the league's best rebounders, and Jared Dudley, one of the league's most consistent three-point shooters.

Initially named general manager of the Suns on May 7, 2013, a year to that date later, McDonough was named runner-up for NBA Executive of the Year, an award voted on by his peers. Following a series of trades and acquisitions that included the addition of Bledsoe, Phoenix made the NBA's biggest turnaround in 2013-14, improving from 25 wins to 48. In his second and third seasons as general manager, the Suns won 39 and 23 games, respectively, as the team promoted Watson to interim head coach on Jan. 30, 2016, before removing the interim label on April 19 of that year. In McDonough's fourth season, 2016-17, the Suns posted a 24-58 record.

McDonough joined the Suns after serving for three seasons as the assistant general manager of the Boston Celtics, where he assisted Celtics President of Basketball Operations Danny Ainge on all basketball-related matters, while being principally responsible for the draft evaluation of college and international players. He combines the experience of nearly a decade of in-person scouting of prospects across the globe with an understanding of advanced metrics and statistical analysis. During his tenure with the Celtics, Boston made two appearances in the NBA Finals and orchestrated the biggest season-to-season turnaround in NBA history after the acquisitions of future Hall of Famers Ray Allen and Kevin Garnett, improving from 24 wins in 2006-07 to 66 wins and an NBA championship in 2007-08.

McDonough joined the Celtics front office in 2003 as a 23-year-old special assistant to basketball operations, rapidly moving up the team's ranks with increased responsibility at each stop, always with an emphasis in talent evaluation. He spent four seasons as a special assistant, a role that included a great deal of video scouting work (2003-06), one season as director of amateur scouting (2006-07), one season as director of international scouting (2007-08), and two seasons as director of player personnel (2008-10) before his promotion to assistant general manager in Sept. 2010.

McDonough played a prominent role in the front office of a club that kept a veteran-led roster in the playoffs in each of his final six seasons with the Celtics thanks to an infusion of young talent acquired through quality late first-round draft picks and trades. Included in that list are the draft-day acquisition of four-time All-Star Rajon Rondo in 2006, and the 2004 selection of eventual All-NBA center Al Jefferson, who was the centerpiece of the Celtics' 2007 deal to acquire Garnett.

Additionally, McDonough is a member of the Jr. NBA Leadership Council, a group of influencers from across the basketball landscape who help provide direction on the program's development and evolution as part of the league's expanded youth basketball efforts.

A graduate of the University of North Carolina with a degree in Journalism and Mass Communication, McDonough spent one summer while at UNC calling games for the Class-AA Carolina Mudcats. He grew up in Hingham, Mass., the son of the late renowned Boston Globe columnist Will McDonough, and the brother of ABC/ESPN broadcaster and play-by-play voice of "Monday Night Football" Sean, and Arizona Cardinals vice president of player personnel Terry. In the summer of 2015, McDonough and the former Valerie Doseck married in Boston; the couple resides in Phoenix.



# Basketball Operations



**James Jones**

**Vice President, Basketball Operations**

Following a 14-year NBA playing career, James Jones is in his first season as vice president of basketball operations with the Phoenix Suns, reporting to General Manager Ryan McDonough and working alongside him to oversee all basketball-related matters for the Suns, including the draft, free agency and trades. A three-time NBA Champion, Jones was one of the league's most respected players by his teammates and peers, serving as Secretary-Treasurer for the National Basketball Players Association prior to joining the Suns' front office.

Two of Jones' 14 NBA seasons were spent with the Suns and they were two of the most successful in franchise history as he was a member of the 2005-06 team that won 54 games and advanced to the Western Conference Finals, as well as the 2006-07 team that won 61 games and advanced to the Western Conference Semifinals. He contributed to two Pacific Division titles in his two seasons in Phoenix, averaging 7.8 points and 2.8 rebounds in 151 regular-season games with the team while shooting 38.2 percent from behind the arc.

In each of his final seven seasons as a player, Jones reached the NBA Finals to join his teammate for all seven LeBron James and six Boston Celtics Hall of Famers from the 1950s and 1960s as the only players in NBA history to do so in at least seven consecutive seasons. Nicknamed "Champ," he captured three NBA titles, winning rings with the Miami Heat in 2012 and 2013, and with the Cleveland Cavaliers in 2016.

Overall, the 2011 Three-Point Shootout winner at NBA All-Star averaged 5.2 points and 1.8 rebounds in 15.7 minutes while shooting 40.1 percent from three-point range in 709 career regular-season games over 14 seasons with five NBA teams. Jones never played for a team that finished below .500 and only once missed the playoffs as he appeared in 148 career playoff games, averaging 3.7 points and 1.6 rebounds in 13.4 minutes for his postseason career. In addition to his two seasons with the Suns, Jones played two seasons with the Indiana Pacers (2003-05), one season with the Portland Trail Blazers (2007-08), six seasons with the Heat (2008-14) and three seasons with the Cavaliers (2014-17).

A native of Miami, Jones is a member of the University of Miami Sports Hall of Fame as he starred collegiately for the Hurricanes and graduated with a degree in finance before being selected by the Pacers with the 49th overall pick in the 2003 NBA Draft.

In 2009, Jones and his wife, Destiny, founded the James Jones Legacy Foundation with a mission to make a difference in the lives of children who do not have access to positive role models. He and Destiny have one son, James Dylan ("J.D."), and two daughters, Jadyynn and Jodie.



**Trevor Bukstein**

**Assistant General Manager**

Trevor Bukstein is in his fifth season as assistant general manager, a role in which he combines his impeccable knowledge in the interpretation and application of the league's Collective Bargaining Agreement, salary cap management and trade and contract negotiations with his continued growth as a talent evaluator.

Prior to becoming assistant general manager, Bukstein spent the previous three seasons as the Suns' director of basketball administration. Bukstein joined the Suns after six years as an athlete representation specialist at Williams and Connolly, LLP, where he assisted the sports law practice with its NBA, WNBA and MLB clients.

A Madison, Wis. native, Bukstein earned his law degree from the Georgetown University Law Center following his undergraduate work at the University of Michigan. Bukstein has three brothers, including a twin who is a professor at the University of Central Florida.



### Pat Connelly

#### Assistant General Manager

Pat Connelly is in his fifth season with the Suns as assistant general manager where he utilizes his exceptional eye as a talent evaluator, honed over a career working in basketball at several different levels and a lifetime in a basketball-captivated family.

Connelly joined the Suns in June 2013, following seven seasons with the Washington Wizards. After starting with the Wizards as a part-time advance scout, Connelly worked his way to director of player personnel, being tasked as one of the squad's top scouting sources of collegiate and international talent.

Prior to joining the Wizards' staff, Connelly served as a graduate assistant for the men's basketball team at Baylor University from 2004-06, where he also earned a master's degree in speech communication. After graduating with a degree in business from Mount St. Mary's University in 2002, Connelly spent one season as an assistant coach for the Brighton Bears of England for the 2003-04 season, helping guide the Bears to the British Basketball League title.

Connelly, along with his brother Tim (general manager of the Denver Nuggets), has made multiple visits to England in an effort to globalize the sport of basketball.

Natives of Baltimore, Connelly and his four brothers work in basketball; in addition to Pat (37) and Tim (40), Joe (45) is a full-time professional basketball trainer and Dan (33) is a basketball trainer and consultant who has previously worked as an advance scout in the NBA. The youngest Connelly brother, Kevin (30), also is involved in basketball scouting as he has been granted NCAA approval for his own service to evaluate high school players.



### Mark West

#### Vice President, Player Relations

One of the most popular Suns on the court and in the community, Mark West has been a mainstay in the organization for 25 years, including eight seasons as a player, 15 in the front office, and two as an assistant coach. West is in his third season since returning to the front office as vice president of player relations. In this position, he is responsible for life skills development of players, as well as continuing to work as needed on basketball skills development.

West, who originally joined the Suns' executive staff as assistant general manager in 2001, also served as the team's vice president of player programs from 2006 to 2013, responsible for player relations and development, business of basketball training, and community representation. For two seasons from 2013 to 2015, West was an assistant coach with the organization.

West's 17-year NBA career saw him play 543 games over eight seasons (1988-94, 1999-00) in a Phoenix uniform. Originally acquired along with Kevin Johnson from the Cleveland Cavaliers on Feb. 25, 1988, in one of the biggest trades in franchise history, West averaged 6.9 points and 6.0 rebounds in a Phoenix uniform and started all 106 games (82 regular season, 24 playoff) in the Suns' 1992-93 Western Conference Championship season. In addition to his tenure in Phoenix, he played for Dallas, Milwaukee, Cleveland, Detroit and Indiana.

West remains the Suns' all-time leader in field goal percentage (.613) and ranks sixth in the category in NBA history (.580) behind only DeAndre Jordan (.677), Artis Gilmore (.599), Suns center Tyson Chandler (.594), Dwight Howard (.585) and former Sun Shaquille O'Neal (.582). West led the NBA in shooting in 1989-90 when he shot 62.5 percent from the field.

A native of Petersburg, Va., he is a 1983 graduate of Old Dominion with a degree in business administration and owns a master's degree in business administration from the University of Phoenix. In 1988, he was inducted into the ODU Sports Hall of Fame.

Mark and his wife, Elaina, have two sons, Markus and Markyle.



### Bubba Burrage

#### Director, Player Personnel

Bubba Burrage is in his third season as director of player personnel with the Phoenix Suns. Burrage possesses 24 years of experience in the NBA, including four seasons as the Suns' head pro personnel scout before his promotion to his current position.

Burrage also spent three seasons as general manager of the Suns' NBA G League affiliate, now the Northern Arizona Suns. In his first season as general manager of the Suns' G League affiliate in 2014-15, Burrage helped build a Bakersfield Jam team that went 34-16 and advanced to the Western Conference Semifinals. In addition, the Jam had three players receive call-ups to the NBA and four players earn end-of-season honors. In 2015-16, the Jam went 22-28 and had two players earn call-ups to the NBA before helping the transition as the Phoenix's affiliate moved to Prescott Valley with the creation of the Northern Arizona Suns to play their inaugural season in 2016-17. In the NAZ Suns' inaugural season, the team posted a 22-28 record with two players earning NBA call-ups.

Prior to joining the Suns, Burrage spent 17 seasons with the Sacramento Kings in several positions, including five as an assistant coach. He also spent time as video coordinator and primary advance scout while with the Kings.

The Oxnard, Calif., native is a graduate of Cal Poly San Luis Obispo where he received a degree in journalism and public relations, and was a starting forward for the Mustangs basketball team. Burrage and his wife, Keilani, have been married for 19 years and have three children.





## Courtney Witte

### Director, Scouting

Courtney Witte (pronounced Witty) is in his third season with the Phoenix Suns as director of scouting, bringing with him 30 years of NBA experience and a keen eye for basketball talent calibrated over that time.

Witte joined the Suns after spending the 2014-15 season as a pro personnel scout with the Los Angeles Clippers. Prior to working with the Clippers, Witte worked 16 seasons within the Philadelphia 76ers front office, serving as director of player personnel for his final 11 seasons with the team. Witte began working in the NBA as a basketball operations assistant with the Indiana Pacers in 1987 and spent 11 seasons with the Pacers, lastly as advance scout.

A native of Vincennes, Ind., Witte played collegiately at Indiana University for Hall of Fame Head Coach Bob Knight from 1983-86, having the distinction of being his first junior college recruit. The Hoosiers made the NCAA tournament in both of the two seasons in which Witte played as he helped the Hoosiers record their notable victory over top-ranked North Carolina in the 1984 Sweet 16.

Witte resides in Rydal, Pa., with his wife, Tarra.



**Jason Hervey**  
Advance Scout



**John Shumate**  
Scout



**Antonio Williams**  
Scout



**Emilio Kovačić**  
International Scout

# Earl Watson

## Head Coach



As a freshman at UCLA, Earl Watson began regularly meeting with the most successful coach in college basketball history to discuss basketball, relationships and life. Starting with those inspiring conversations with John Wooden, Watson constantly put himself in a position to be mentored by some of the most illustrious names in basketball history along a path that saw him play 13 years in the NBA as a player. Following his playing career, Watson became an assistant coach before being named interim head coach on Feb. 1, 2016, then retained as the 17th head coach in Phoenix Suns franchise history on April 19, 2016.

Watson, the second-youngest head coach in the NBA at 38 years old, has compiled a 33-82 record in two seasons as head coach of the Suns, going 24-58 in 2016-17 after posting a 9-24 record over the final 33 games of 2015-16. In his first full season at the helm, the Suns boasted a well-rounded and productive offense, becoming the first team since the 57-win Denver Nuggets of 2012-13 to rank in the NBA's top five in all four miscellaneous scoring categories (points off turnovers, second chance points, fast break points, points in the paint). Prior to joining the Suns' staff as an assistant coach in the summer of 2015, Watson spent one season as an assistant coach for the Austin Spurs of the NBA Development League after his professional playing career came to an end following the 2013-14 season.

At the outset of Watson's career as an 18-year-old at UCLA in 1997, complementing his routine meetings with Wooden, the college freshman would often find himself playing pick-up basketball at Pauley Pavilion with the legendary Magic Johnson who schooled the young point guard in the ability to make his teammates better. A four-year starter for the Bruins, Watson displayed the leadership he would exude throughout his career as he guided the team to three Sweet 16 appearances in the NCAA tournament and remains the prestigious program's all-time leader in steals (235) and minutes played (4,371).

Following his success at UCLA, Watson was selected 40th overall in the 2001 NBA Draft by Seattle as his basketball education extended into his professional career. As a rookie, Hall of Fame point guard Gary Payton mentored Watson with the SuperSonics, before he played the next three seasons in Memphis. With the Grizzlies Watson played for coaching luminaries Hubie Brown, the NBA Coach of the Year in 2003-04, and Mike Fratello, while the team's general manager who signed and tutored Watson was the iconic Jerry West.

Watson's career continued in Denver under the fifth-winningest coach in NBA history George Karl before he returned to Seattle where he played for Bob Hill, P.J. Carlesimo and Scott Brooks as he moved with the team to Oklahoma City. With the SuperSonics in 2007-08, Watson averaged career-highs of 10.7 points and 6.8 assists, starting in 73 of his 78 appearances. Prior to the 2009-10 season, Watson signed with Indiana where the team's president of basketball operations and basketball legend Larry Bird encouraged his potential in coaching. Watson spent three seasons with Utah from 2010-13, playing for head coach Jerry Sloan in 2010-11 in the final season of the Hall of Famer and third-winningest coach in league history's career.

By the time Watson reached Portland in 2013-14, his career had come full circle: from rookie pupil to bench contributor to regular starter to veteran teacher to mentor. In his final professional season with the Trail Blazers, Watson was a coach in uniform helping the development of rising stars Damian Lillard and C.J. McCollum, playing the role of adviser that some of the most distinguished names and minds in basketball history had played with him. For his career, Watson played in 878 games over 13 seasons, averaging 6.4 points, 4.4 assists and 1.0 steals.

A native of Kansas City, Kansas, and 1997 graduate of Washington High School where he led the Wildcats to the their first league title since 1975, the former Kansas City Kansan Player of the Year is still very much revered in and committed to giving back to his hometown. The building that housed the elementary school Watson attended is now a preschool named the Earl Watson Jr. Early Childhood Center.

The first full-time NBA head coach of Mexican descent, in 2017, Watson received the Roberto Clemente Award for Sports Excellence presented by the National Council of La Raza, given to an individual renowned in the world of sports and committed to the advancement of Hispanic Americans. The National Association of Hispanic Real Estate Professionals also honored Watson as their 2017 recipient of the Latino Vanguard Award, recognizing artists, authors and public figures who have transcended barriers in their lives and careers and whose contributions have elevated the image and quality of life for Latinos in America.

# Coaching Staff



## Jay Triano

### Associate Head Coach

Jay Triano is in his second season as associate head coach with the Suns, coming to Phoenix after four seasons as an assistant coach with the Portland Trail Blazers, including in Suns Head Coach Earl Watson's final season as a player in 2013-14. Formerly the head coach of the Toronto Raptors from 2008-11 (87-142, .380), Triano was the first Canadian-born head coach in NBA history. He also served as vice president of pro scouting with the Raptors after his tenure as head coach, and as an assistant coach with the team for six seasons from 2002-08.

In addition to his NBA coaching experience, Triano is head coach of the men's national team for Canada Basketball, named to the position in 2012 by Canadian National Team General Manager Steve Nash. For Triano, who led Canada to a silver medal finish at the 2015 Pan American Games, this is his second time as the head coach of the Canadian men's national team after also holding the position from 1999-2004. In 1999, Triano led Canada to silver at the Tournament of the Americas to qualify for the 2000 Sydney Olympics where the nation placed seventh.

Between his tenures with Canada Basketball, Triano worked with USA Basketball as an assistant coach on the 2010 USA National Team that won gold in the FIBA World Championship over host country Turkey. Triano also served as an assistant coach for USA Select teams that trained against the national teams in 2007 and 2008, and as head coach of the Select Team in 2012. Triano has also worked as a coach with Basketball Without Borders in Istanbul (2008), Senegal (2010), Slovenia (2011) and Australia (2011).

Triano, who played collegiately at Simon Fraser University where he was later head coach, played for the Canadian national team for 11 years from 1978-88 and was team captain from 1981-88. Additionally, in 2016, he was awarded an Honorary Doctorate of Laws Degree from the University of Calgary. A native of Niagara Falls, Ontario, he represented Canada as a player in two Olympic Games (1984 and 1988), serving as captain in each. Following his playing career at Simon Fraser, Triano was selected in the eighth round of the 1981 NBA Draft by the Los Angeles Lakers and the sixth round of the 1981 CFL Draft by the Calgary Stampeders.



## Tyrone Corbin

### Assistant Coach

Tyrone Corbin returns to Phoenix in his second season as an assistant coach where he played in 107 games and averaged 8.1 points over two seasons with the Suns as a player from 1987-89. Combining nearly 30 years of experience as an NBA player and coach, Corbin spent parts of five seasons as a head coach with the Utah Jazz and Sacramento Kings (119-167, .416). Most recently prior to joining the Suns, he served as an assistant coach with the Kings before being promoted to interim head coach for 28 games in the 2014-15 season.

Prior to his time as a coach in Sacramento, Corbin spent four seasons as head coach of the Jazz, finishing with a winning record in two of his three full seasons at the helm. He led the Jazz to the playoffs in 2011-12 and just missed the postseason in 2012-13 despite posting a 43-39 record. Joining Utah's coaching staff in 2004, he spent seven seasons as an assistant before succeeding Jerry Sloan as the team's head coach in the 2010-11 season. Corbin served as either an assistant or head coach for all of Suns Head Coach Earl Watson's three seasons as a player with the Jazz from 2010-13.

A 16-season NBA veteran as a player, Corbin averaged 9.2 points and 4.7 rebounds over 1,065 career games with nine teams. His best statistical season came in 1990-91 when he averaged a career-high 18.0 points as well as 7.2 rebounds in 82 games with the Minnesota Timberwolves. Corbin originally joined the Suns along with Kevin Johnson and Mark West as part of trade with the Cleveland Cavaliers at the trade deadline in 1988. After playing parts of two seasons with Phoenix, he was selected by the Timberwolves in the NBA expansion draft.

A DePaul University graduate and Columbia, S.C., native, Corbin was initially selected with the 35th overall pick in the 1985 NBA Draft by the San Antonio Spurs.

Corbin and his wife, Dante, have two children, TyJha and Tyrell.



## Nate Bjorkgren

### Assistant Coach

In his third season as an assistant coach with the Phoenix Suns, Nate Bjorkgren (pronounced BEE-ork-Gren) remains on the front of the bench after being promoted to the position midway through the 2015-16 season. Bjorkgren joined the Suns after one season as head coach with the team's NBA Development League affiliate, leading the Bakersfield Jam to a 34-16 record and Western Conference Semifinals appearance in 2014-15, also winning the inaugural Showcase Cup Championship.

Bjorkgren served as head coach for the Suns' entry at NBA Summer League in Las Vegas in 2015 and 2016, directing the team to a 5-2 record and runner-up finish in 2015 and a 4-2 record and semifinals finish in 2016. During his time in Bakersfield he coached several Suns players, in addition to serving as a member of the Suns' coaching staff at NBA Summer League 2014 in Las Vegas and training camp prior to the start of the 2014-15 season.

An experienced head coach in the D-League, Bjorkgren amassed a 92-58 record at the helm of the Dakota Wizards, Santa Cruz Warriors and Iowa Energy prior to joining the Jam. Totalling a 126-74 (.630) record overall as a D-League head coach, he led the Energy to the Central Division title in 2013-14 and the Warriors to the 2012-13 NBA D-League Finals. Before becoming the head coach of the Wizards in 2011-12, Bjorkgren spent four seasons as an assistant coach with the Energy from 2007-11.

Bjorkgren returns to Arizona where early in his coaching career he served as the head coach of Cactus Shadows High School in Cave Creek for three seasons from 2004-07. The recipient of Arizona state high school coach of the year honors in 2005-06 and regional coach of the year honors in 2004-05 and 2005-06, Bjorkgren led the Falcons to the Class 4A state tournament in each of his three seasons with the school.

A native of Storm Lake, Iowa, Bjorkgren played collegiately at Buena Vista University and the University of South Dakota. As a point guard at Buena Vista, he led the Beavers to their first conference title in 21 years in 1997.

Bjorkgren and his wife Heidi have two children, Kaylee and Jarrett.



## Marlon Garnett


### Assistant Coach/Player Development Coordinator

In his second season with the Phoenix Suns as assistant coach/player development coordinator, Marlon Garnett joined the Suns after previously working as a player development and quality assurance assistant with the San Antonio Spurs. Garnett entered the coaching ranks following a long professional career as a player, internationally and in the NBA. At NBA Summer League 2017 in Las Vegas, Garnett served as head coach of the "Summer Suns," directing the team to a 2-4 record.

A former NBA player who appeared in 24 games with the Boston Celtics during the 1998-99 season, Garnett continued his professional career with clubs in Turkey, Spain, Italy, Croatia, Iran, Puerto Rico, Slovakia and played as a member of the Belizean National Team before his playing career came to an end in 2013. Following his playing days, Garnett spent the 2014-15 season as head coach at Union Academy in Monroe, N.C. Garnett is also a certified personal trainer and operated his own basketball skills academy, Team Garnett Basketball Academy.

Originally from Los Angeles, Garnett had a standout college career at Santa Clara University where he spent three seasons as a teammate of two-time NBA MVP and Suns Ring of Honor member Steve Nash. Garnett and Nash teamed to help the Broncos reach back-to-back NCAA tournament appearances in 1995 and 1996. Following Nash's departure, Garnett averaged 17.4 points as a senior in 1996-97 to earn West Coast Conference Player of the Year honors and give a Santa Clara player the award for the third straight year after Nash had won it the previous two seasons.

Garnett and his wife, Anais, have two daughters, Amaia and Sarai.



## Scott Duncan

### Player Development Coach

Scott Duncan is in his second season as a player development coach with the Suns, joining the team following five seasons as associate head coach at the University of Wyoming. Duncan moves to the NBA after over 35 years of experience as an assistant coach at the collegiate level, including Division I programs that advanced to the postseason in 22 of his final 29 seasons in college basketball.

Prior to his time at Wyoming, where he helped the Cowboys to a Mountain West tournament title and NCAA tournament berth in 2014-15, Duncan spent four seasons as an assistant coach at UCLA, including for the Bruins' Final Four run in 2008. With a reputation as one of the country's best recruiters on the college level, Duncan also had stops as an assistant coach at Oregon (2000-07), Clemson (1998-2000), a first tenure at Wyoming (1997-98), Washington State (1995-97), Northern Illinois (1991-95), Fresno State (1991), New Mexico (1980-90) and Cleveland State (1978-80).

A native of Cleveland, Ohio, Duncan graduated from the College of Wooster in Wooster, Ohio, in 1978 with a degree in physical education and economics. He was a two-year letterman in basketball for the Fighting Scots.





## Jason Fraser

### Player Development Coach

Jason Fraser is in his third season as a player development coach with the Phoenix Suns, originally joining the club after one season as an assistant coach for the Austin Spurs of the NBA Development League. While helping Austin to a Southwest Division title in his one season with the club in 2014-15, Fraser worked alongside fellow Spurs assistant and now Suns Head Coach Earl Watson.

Prior to joining Austin's staff, Fraser spent the 2013-14 season as director of student-athlete development at his alma mater, Villanova University. Coming to Villanova after being named a 2002 McDonald's All-American, Fraser was a standout center for four seasons from 2002-06. Despite enduring seven different surgical procedures during his collegiate career, Fraser left Villanova ranked fifth on the school's all-time blocked shots list (172) and 22nd on the all-time rebounding list (637). As a junior in 2004-05, Fraser helped the Wildcats to their first Sweet 16 appearance since 1988, then as a senior in 2005-06 contributed to Villanova's Big East regular season championship and Elite Eight run in the NCAA tournament. After his collegiate career, Fraser played professionally overseas and for the Harlem Globetrotters before returning to Villanova.

A native of Amityville, New York, Fraser and his wife Tashay have two children, Blessing and Elery Jason Fraser II.



## Mehmet Okur

### Player Development Coach

A former NBA All-Star who played 10 years in the league, Mehmet Okur (pronounced MEM-it O-cur) is in his second season as a player development coach with the Phoenix Suns, specializing in the skills development of the Suns' post players. After his playing career came to an end in 2012, Okur spent time as a team ambassador for the Utah Jazz where he was a fan favorite nicknamed "The Money Man" for his clutch shooting.

Okur averaged 13.5 points and 7.0 rebounds while shooting 37.5 percent from three-point territory over 634 games as a 6-11 forward/center with the Detroit Pistons, Jazz and New Jersey Nets. He played most his career with Utah, averaging 15.3 points and 7.6 rebounds over seven seasons with the team (2004-11), earning an All-Star nod in 2007 to become the first native of Turkey to be named an NBA All-Star. In Okur's final season with the Jazz in 2010-11, he was a teammate of Suns Head Coach Earl Watson and they played for current Suns assistant coach Tyrone Corbin.

Originally the 38th overall pick of the 2001 NBA Draft by Detroit, Okur played his first two seasons with the Pistons (2002-04) and was a member of their 2004 NBA Championship team. His final NBA season was his only one with the Nets, playing in 17 games with the team in 2011-12.

A native of Yalova, Turkey, Okur carried the Olympic flame during the Olympic Torch relay in Istanbul prior to the 2004 Athens Olympics. He and his wife, Yeliz Caliskan, a former Miss Turkey finalist, have three children, Melisa, Yigit and Mert.



## Aaron Nelson

### Senior VP, Athlete Health and Performance/Head Athletic Trainer

Among the most well-regarded head athletic trainers in all of professional sports, Aaron Nelson serves as the Suns' Senior Vice President of Athlete Health and Performance in his 18th season as the Suns' head athletic trainer, only the second in team history. Nelson, who was the second-youngest head athletic trainer in the NBA when he was promoted, was originally hired as the Suns' assistant athletic trainer in 1993. He and his staff have built the Suns into an industry-leader with a reputation for prolonging the careers of some of the game's best.

Included in his role are the prevention, treatment and rehabilitation of injuries, athlete performance enhancement and recovery, and assisting in the travel operation of the team.

Nelson, who was named the Joe O'Toole NBA Athletic Trainer of the Year by the National Basketball Athletic Trainers Association for 2009, is certified and licensed as an athletic trainer, performance enhancement specialist (PES) and corrective exercise specialist (CES). He is a member of the National Athletic Trainers Association (NATA), Arizona Athletic Trainers Association (AZATA) and National Basketball Athletic Trainers Association (NBATA). In the Spring of 2010, Nelson was appointed by Arizona's Governor Jan Brewer to serve on the Arizona Board of Athletic Training, where he served as chairman before completing his five-year term on the board in 2015. Currently, he is a member of the SMAC (Sports Medicine Advisory Committee) for the AIA (Arizona Interscholastic Association). Nelson served as the athletic trainer for the USA Basketball Men's Select Team that helped prepare the 2007 USA Senior National Team for the FIBA Americas Championship in Las Vegas.

Following graduation from Iowa State University in December 1992, Nelson spent the spring 1993 semester as a graduate assistant at Arizona State University. While an undergraduate, he was a student athletic trainer for four years under NATA Hall of Famer Frank Randall. He earned a Bachelor of Science degree in Physical Education with an emphasis on Athletic Training and a minor in Health. Nelson, who is a member of the Advisory Board for Fusionetics, received his Master of Science degree in Exercise Science from California University at Pennsylvania.

In the summer of 2004, Nelson completed a two-week volunteer internship with the United States Olympic Committee (USOC) in the sports medicine department at the Olympic training facility in Chula Vista, Calif., working primarily with track and field and Paralympic athletes.

The Manning, Iowa native is the brother-in-law of former Suns player and head coach Jeff Hornacek. He and wife Jessica have two sons, Andrew and Logan, and a daughter, Emma.

**Jeff Fish****Director of Performance/Head Strength & Conditioning Coach**

Bringing over 25 years of experience as a performance director and strength and conditioning coach in professional and collegiate sports, Jeff Fish is in his first season with the Phoenix Suns as director of performance and head strength and conditioning coach. In his role, he is responsible for strength and conditioning, player performance, nutrition and applied sports science, while working closely with Senior Vice President of Athlete Health and Performance Aaron Nelson and his staff on injury prevention, rehabilitation and rest/recovery.

Fish joins the Suns after most recently operating his own Atlanta-based performance training company, Jeff Fish Performance, and has also served as a performance consultant with the Portland Trail Blazers, Seattle Seahawks and Seattle Sounders. Prior to that, Fish spent five years (2008-13) as director of athletic performance with the Atlanta Falcons, the first person to hold that title for any NFL team, as the Falcons had the winningest five-season stretch in franchise history, winning two NFC South division titles and making four playoff appearances. During his time with the Falcons, Fish began the implementation of movement efficiency assessments at the NFL Combine, now a standard practice.

In addition to the Falcons, Fish holds NFL experience of four seasons as head strength and conditioning coach with the Oakland Raiders (2004-07), three seasons as assistant strength and conditioning coach with the Kansas City Chiefs (1998-2000) and one season as a strength and conditioning intern with the Tampa Bay Buccaneers (1997). Fish has also held multiple positions with Division I collegiate programs, serving as director of strength and conditioning at the University of Missouri (2001-04), head strength and conditioning coach at the University of Tulsa (1995-98) and Kent State University (1993-95), and strength and conditioning assistant at Clemson University (1991-93).

Fish is a certified strength and condition specialist (CSCS), certified strength and condition coach (SCCC) and licensed massage therapist (LMT). A graduate of Western Carolina University where he was a wide receiver on the Catamounts' football team, Fish also holds a Master's in Physical Education and Exercise Science from Western Michigan University where he was a graduate assistant strength and conditioning coach.

The Ithaca, New York native and his wife, Rachel, have two daughters, Whitney and Sofie.

**Tom Maystadt****Rehabilitation Coordinator/Assistant Athletic Trainer**

Tom Maystadt is in his ninth year as part of the Suns' highly regarded training staff where he serves as the rehabilitation coordinator and assistant athletic trainer.

Maystadt, who joined the Suns full-time in the 2009-10 season, is a certified athletic trainer (ATC), and a member of the National Athletic Trainers Association (NATA). He also is a corrective exercise specialist (CES) and performance enhancement specialist (PES) from the National Academy of Sports Medicine (NASM). He received his Bachelor of Science degree from Iowa State University in 1992 and received a Master of Science degree in exercise science and health promotion, with concentration in rehabilitation sciences from California University of Pennsylvania.

The Carroll, Iowa native and his wife Jennifer Tiefenthaler Maystadt live in Chandler with their daughters, Grace and Lily.

**Quinton Sawyer****Sports Science Coordinator/Assistant Athletic Trainer**

Quinton Sawyer is in his second season with the Suns' highly regarded athletic training staff, serving as sports science coordinator and assistant athletic trainer.

Sawyer joined the Suns after spending the previous five seasons as athletic trainer for the men's basketball team at Michigan State University. In addition to his time with the Spartans, Sawyer spent two years as the head athletic trainer at Campbell University and three years at Southeastern Louisiana University as athletic trainer for the Lions' men's basketball and volleyball teams. A 2004 graduate of the University of North Carolina, Sawyer spent two seasons as a graduate assistant with the Tar Heels, working as a game day assistant athletic trainer when UNC's men's basketball team won the 2005 national championship. In 2006, he completed a master's degree in exercise and sport science from UNC. In addition to his experience in college athletics, Sawyer spent two summers as a certified intern athletic trainer with the Denver Broncos for the NFL team's training camp.

A member of the National Athletic Trainers Association (NATA), Sawyer holds performance enhancement specialist (PES) and corrective exercise specialist (CES) certifications through the National Academy of Sports Medicine. He is currently completing his Doctor of Athletic Training degree through A.T. Still University.

The Camden, N.C., native and his wife, Lauren, live in Scottsdale.



## Stanford Williams

### Assistant Athletic Trainer/Movement Edge

Stanford Williams is in his first season as a member of the Suns' renowned athletic training staff, serving as an assistant athletic trainer and movement edge. In his role, Williams assists in treatment and rehabilitation of injuries, as well as movement efficiency screening for injury prevention.

Williams studied at Indiana University, where he received awards such as the Frank Family Scholarship for Sports Medicine and the NATA Hall of Famer Walter "Kip" Smith Commitment to Excellence Award. He received his Bachelor of Science degree in Athletic Training with a minor in Exercise Science in 2017. While in Bloomington, he worked as an athletic training student with the field hockey, volleyball and women's tennis teams, in addition to the men's and women's basketball teams. Williams served as a certified intern athletic trainer for the University of Alabama's men's basketball team in the summer of 2017.

Williams is a certified athletic trainer (ATC), a member of the National Athletic Trainers' Association (NATA), Arizona Athletic Trainers' Association (AzATA), and National Basketball Athletic Trainers' Association (NBATA). He is currently working on receiving his corrective exercise, and performance enhancement specializations from the National Academy of Sports Medicine (NASM).

The Cincinnati, Ohio native resides in Phoenix.

Team Physicians



**Dr. Tom Carter**  
Head Team Physician  
(Orthopedist)



**Dr. Tom Fiel**  
Team Physician  
(Internal Medicine)

Equipment Staff



**Jay Gaspar**  
Equipment Manager



**Denise Romero**  
Assistant Equipment  
Manager

Video Coordinators



**Chris Darnell**  
Head Video  
Coordinator/Player  
Development Assistant



**Julian Mills**  
Assistant Video  
Coordinator



**Jason Tilton**  
Assistant Video  
Coordinator

# CATCH EVERY GAME



98.7 FM




#SUNSAT50



AL MCCOY | HALL OF FAME BROADCASTER



Dick Van Arsdale scores the first basket in Suns history



**PLAYERS**



# 2017-18 Roster

Players

No.	Player	Pos.	Ht.	Wt.	Birthdate	Prior to NBA/Home Country	Yrs Played
35	Dragan Bender	F	7-1	225	11/17/97	Maccabi Tel Aviv/Croatia	1
2	Eric Bledsoe	G	6-1	205	12/09/89	Kentucky/USA	7
1	Devin Booker	G	6-6	210	10/30/96	Kentucky/USA	2
4	Tyson Chandler	C	7-1	240	10/02/82	Dominguez H.S. (Compton, CA)/USA	16
0	Marquese Chriss	F	6-10	240	07/02/97	Washington/USA	1
30	Troy Daniels	G	6-4	205	07/15/91	VCU/USA	4
3	Jared Dudley	F	6-7	240	07/10/85	Boston College/USA	10
20	Josh Jackson	F	6-8	200	02/10/97	Kansas/USA	R
55	Mike James	G	6-1	195	08/18/90	Lamar/USA	R
10	Derrick Jones Jr.	F/G	6-7	195	02/15/97	UNLV/USA	1
11	Brandon Knight	G	6-3	195	12/02/91	Kentucky/USA	6
21	Alex Len	C	7-1	250	06/16/93	Maryland/Ukraine	4
22	Elijah Millsap	G	6-6	225	08/12/87	UAB/USA	3
25	Alec Peters	F	6-9	235	04/13/95	Valparaiso/USA	R
32	Davon Reed	G	6-6	210	06/11/95	Miami/USA	R
8	Tyler Ulis	G	5-10	160	01/05/96	Kentucky/USA	1
12	T.J. Warren	F	6-8	215	09/05/93	North Carolina State/USA	3
15	Alan Williams	F/C	6-8	265	01/28/93	UC Santa Barbara/USA	2

**HEAD COACH:** Earl Watson (UCLA)

**ASSOCIATE HEAD COACH:** Jay Triano (Simon Fraser)

**ASSISTANT COACHES:** Tyrone Corbin (DePaul), Nate Bjorkgren (Buena Vista), Marlon Garnett (Santa Clara)

**HEAD ATHLETIC TRAINER:** Aaron Nelson (Iowa State)

## Numerical Roster

0 Marquese Chriss	15 Alan Williams
1 Devin Booker	20 Josh Jackson
2 Eric Bledsoe	21 Alex Len
3 Jared Dudley	22 Elijah Millsap
4 Tyson Chandler	25 Alec Peters
8 Tyler Ulis	30 Troy Daniels
10 Derrick Jones Jr.	32 Davon Reed
11 Brandon Knight	35 Dragan Bender
12 T.J. Warren	55 Mike James

## Pronunciation Guide

Dragan Bender	(DRAHG-an)
Marquese Chriss	(MAR-kee-SS Kriss)
Davon Reed	(DAY-von)
Tyler Ulis	(YEW-liss)
Jay Triano	(TREE-ah-no)
Nate Bjorkgren	(BEE-ork-Gren)

# Dragan Bender

## #35



Players

**Forward**    **7-1**    **225**    **Current NBA Season: 2**  
**Born: 11/17/97, Capljina, Bosnia and Herzegovina**    **Club: Maccabi Tel Aviv (Israel)**  
**Acquired: Selected with the fourth overall pick (first round) of the 2016 NBA Draft**  
**Status: Signed through 2019-20**

## 2016-17

Played in five of the Suns' games at NBA Summer League 2017 in Las Vegas, averaging 14.2 points, 6.0 rebounds and 2.4 assists in 31.4 minutes... Scored his Summer League-high with 20 points vs. Memphis on July 13... The youngest player in the NBA during his rookie season, averaged 3.4 points, 2.4 rebounds and 0.51 blocks in 13.3 minutes in 43 appearances... Ranked fifth on the NBA rookie leaderboard with 0.51 blocks per game... Scored 10+ points in five games and grabbed 10+ rebounds once, posting one double-double... Scored in double-digits in back-to-back games from Dec. 26-28... Had career-highs of 11 points, 13 rebounds and three steals, and tied high of two blocks at Houston on Dec. 26; at 19 years, 39 days old at time of game became youngest player in Suns history to record a double-double and just the fourth teenager in NBA history to record a stat line of at least 11/13/3/2, joining Dwight Howard, Tracy McGrady and Kevin Garnett... Scored 10 points in the season opener while still just 18 years old; became just the fourth 18-year-old in NBA history to score at least 10 points in a season opener, joining Devin Booker, LeBron James and Dwight Howard... Along with Devin Booker, Marquese Chriss and Derrick Jones was one of four teenagers on Suns opening night roster, the first team in NBA history with four teens (no previous team had as many as three)... After returning from ankle surgery, played in the Suns' final five games of the season, twice scoring nine points in this span... Missed three games from Jan. 26-30 with right ankle soreness/contusion and underwent right ankle surgery on Feb. 8, missing 28 straight games from Feb. 3-April 1.

### CAREER NOTES

Selected by the Suns with the fourth overall pick (first round) in the 2016 NBA Draft... At 18 years, 217 days old at time of the draft was the youngest player in the 2016 NBA Draft class and the youngest player ever drafted by the Suns... Became the first Croatian ever selected by the Suns and the highest-drafted Croatian ever in the NBA Draft by being taken fourth overall... Made NBA debut as a member of the Suns' team at NBA Summer League 2016 in Las Vegas, averaging 8.6 points, 5.6 rebounds and 1.0 blocks in five games.

## International Career

**NATIONAL TEAM:** Played for Croatia's national team at FIBA EuroBasket 2017, averaging 4.3 points, 2.0 rebounds and 1.0 assists in 15.4 minutes over six games as Croatia placed 10th in the event... Had his best game at EuroBasket 2017 in the final game of the group phase against Czech Republic, scoring 10 points to go with seven rebounds, four assists and two blocks... For Croatia's junior national teams, owns career FIBA averages of 10.1 points (48.4 FG%), 8.6 rebounds, 3.6 assists, 1.5 blocks and 26.4 minutes in 23 games... Named All-Tournament at the 2014 U18 European Championship in Turkey after averaging 14.4 points, 10.4 rebounds, 4.9 assists and 2.2 blocks in nine games to help Croatia to a third-place finish... Scored 34 points and grabbed 14 rebounds in 29 minutes against Lithuania at the 2014 U18 European Championship... Also competed at the 2013 U16 European Championship and the 2012 U16 European Championship... **PROFESSIONAL:** Played four professional seasons in Europe, most

*continued...*

### NBA Regular Season Statistics

YEAR TEAM	G	MIN	FIELD GOALS		3-POINT		FREE THROWS		REBOUNDS			- AVERAGES -					
			FGM-FGA	PCT	FGM-FGA	PCT	FTM-FTA	PCT	OFF-DEF	TOT	AST	STL	BLK	PTS	RPG	APG	PPG
16-17 Phoenix	43	574	57-161	.354	28-101	.277	4-11	.364	23-80	103	23	10	22	146	2.4	0.5	3.4

### Career Highs

**POINTS - 11** (12/26/16 at Houston)

**REBOUNDS - 13** (12/26/16 at Houston)

**ASSISTS - 3** (4/9/17 vs. Dallas)

**BLOCKS - 2** (4 times, last 1/16/17 vs. Utah)

**STEALS - 3** (12/26/16 at Houston)

**FGM - 5** (12/26/16 at Houston)

**FGA - 11** (2 times, last 4/11/17 at Sacramento)

**3-PT FGM - 2** (6 times, last 1/14/17 vs. San Antonio in Mexico)

**3-PT FGA - 7** (4/11/17 at Sacramento)

**FTM - 2** (1/12/17 vs. Dallas in Mexico)

**FTA - 3** (12/31/16 at Utah)

**MINUTES - 35** (4/9/17 vs. Dallas)

**Dragan Bender... continued**

recently playing the 2015-16 season with Maccabi Tel Aviv of the Israeli Premier League and the Euroleague... With Maccabi Tel Aviv, averaged 5.5 points (47.9 FG%, 41.1 3FG%, 73.3 FT%) and 2.7 rebounds in 13.4 minutes over 25 Israeli Premier League games... In 10 Euroleague and Eurocup games, averaged 1.5 points and 1.2 rebounds in 8.6 minutes... Reached double figures in scoring six times in Israeli Premier League games with Maccabi Tel Aviv, recording season-highs of 16 points, six rebounds, three steals and 29 minutes vs. Holon on Dec. 31... Spent the 2014-15 season with Ironi Ramat Gan in Israel's National League (second-tier league) on loan from Maccabi Tel Aviv... Averaged 9.7 points, 7.4 boards, 2.6 assists and 1.1 blocks in 28 games with Ironi Ramat Gan; at 17, he was the youngest of 10 candidates for the FIBA Europe Young Men's Player of the Year Award... In 2013-14, averaged 12.0 points over 14 games with KK Ribola Kastela in the Croatian A-2 League, capturing the title (on his game-winning dunk) and helping the team move into the A-1 League where he posted 16.4 points, 9.4 rebounds and 2.1 assists in eight games... Also played for Kastela in the Croatian Youth Championship where he averaged 21.6 points, 16.4 rebounds and 4.4 assists... Made his pro debut at age 15 with KK Split in Croatia's A1 league, totaling two points in six minutes during the 2012-13 season... Over three seasons from 2012-15, played 23 games at the International Junior Tournament with the U18 teams of KK Split, KK Cedevita and Maccabi Tel Aviv, averaging 11.3 points, 7.9 rebounds, 2.6 assists and 1.6 blocks... Participated in the 2013 Jordan International Classic, the 2014 and 2015 adidas Eurocamps, and the 2015 NBA Basketball Without Borders Global Camp at NBA All-Star Weekend in New York.

**Personal**

Born in Capljina, Bosnia and Herzegovina, near the Croatian border... Son of Rafo and Bernada Bender... Older brother Ivan plays basketball at the University of Maryland... At age 12 moved with Ivan to Split, Croatia to play at a basketball academy run by Nikola Vujcic, a member of the 2001-10 Euroleague All-Decade Team... Modeled his game after Toni Kukoc, a Croatian and three-time NBA champion as a member of the Chicago Bulls whom he grew up idolizing... Follow on Twitter @DBender03



# Eric Bledsoe

# #2



**Guard**      **6-1**    **205**      **Current NBA Season: 8**

**Born: 12/9/89, Birmingham, AL**      **College: Kentucky**

**Acquired: From L.A. Clippers on July 10, 2013, as part of three-team trade also involving Milwaukee. Re-signed with Suns on Sept. 24, 2014**

**Status: Signed through 2018-19**

## 2016-17

One of the league's top point guards in his seventh professional season and fourth with the Suns, averaging career-highs of 21.1 points (28th in NBA) and 6.3 assists (15th) in addition to 4.8 rebounds, 1.4 steals (29th) and 33.0 minutes (40th) in 66 games (all starts)... The only other players to average as many points, assists and rebounds in 2016-17 were LeBron James, Russell Westbrook, James Harden and Kyle Lowry; joined Gail Goodrich in the Suns' inaugural season of 1968-69 as the only Suns to average at least 21.1/6.3/4.8... Ranked in top 30 on NBA leaderboard in scoring average, assists per game and steals per game, one of only nine players to do so... Shot 43.4 FG%, 33.5 3FG% and a career-high 84.7 FT% (31st in NBA)... Was one of the NBA's most clutch scorers, shooting 12-of-19 (63.2 FG%) in the final minute of games when the score was within one possession; his 12 makes in such situations ranked fourth in the NBA (behind Russell Westbrook, DeMarcus Cousins, Jimmy Butler) and his 63.2 FG% mark ranked first of any player with at least 10 attempts in such situations... Included in these clutch makes was a game-winning three-pointer at the buzzer to beat Portland on Nov. 2... Paired with Devin Booker to become the first Suns backcourt duo to each average over 20 points since Paul Westphal and Walter Davis in 1979-80... Had 12 games scoring 30+ points (eight career entering season) and three games scoring 40+ points (zero entering season)... Had 63 games with 10+ points, 34 with 20+ points, six with 10+ assists (5-1 in these games) and two with 10+ rebounds, recording seven double-doubles and one triple-double... Ended season with an active streak of 53 straight games scoring in double figures, the longest of his career and longest by a Suns player since Amar'e Stoudemire in 105 straight from 2007-2008... After turning 27 on Dec. 9, averaged 22.2 points and 7.0 assists in 44 games after averaging 18.8 points and 5.0 assists in the season's first 22... After not scoring at least 40 points once in his first 395 career games, did so three times in six games covering 11 days from Jan. 22-Feb. 1; his 11 days needed to record three 40-point games are the fewest in Suns history, two fewer than the 13 days that Charlie Scott needed to score 40+ points three times in 1973... Became first Sun with three 40-point games in a season since Stoudemire in 2006-07... Set career-high in scoring three times during season, first with 35 points vs. Denver on Nov. 27, then with 40 points at Toronto on Jan. 22, again with 41 points vs. Denver on Jan. 28, then matching his 41 points vs. LA Clippers on Feb. 1... In addition to 40 points at Toronto on Jan. 22, had a season-high 13 assists, just the sixth game of at least 40 and 13 in Suns history... Recorded third career triple-double with 25 points, a season-high-tying 13 assists and 10 rebounds vs. L.A. Lakers on Feb. 15... Had four straight games with at least 20 points, five assists and five rebounds from Jan. 16-22, the longest streak by a Sun since Charles Barkley in 1993... Made a career-long 35 straight free throws from Jan. 19-26... Scored 30+ points in a career-long three straight games, his first time doing so in consecutive games, from Dec. 9-13, the first Sun to do so since Stoudemire in 2010... Also had at least eight assists in each of those three games, the first Sun with at least 30 and eight in three straight since Jason Kidd in 2001... Made a career-high five three-pointers in addition to snagging a season-high five steals at Golden State on Dec. 3... Had 10+ points and over five assists and rebounds in each of the Suns' first four games, the first player to do so since Goodrich in the team's inaugural season... Scored 30 points (17 in fourth quarter) at Portland on Nov. 8, his fifth career 30-point game against the Trail Blazers... Missed 16 games to rest, one on Feb. 11 and the final 15 from March 15-April 11.

### AWARDS AND RECOGNITION

Received votes for the NBA All-Defensive Team in 2013-14 and 2014-15... 2010-11 All-Rookie Second Team selection... Participated in the T-Mobile Rookie Challenge at NBA All-Star 2011 in Los Angeles... Participated in Slam Dunk contest at NBA All-Star 2013 in Houston.


### CAREER NOTES

Seven-year NBA veteran who holds career averages of 13.1 points, 4.6 assists, 3.8 rebounds, 1.4 steals and 0.5 blocks in 27.1 minutes over 418 games (256 starts) with the Los Angeles Clippers and Suns... In four seasons with the Suns has averaged 18.8 points, 6.0 assists, 4.8 rebounds and 1.6 steals in 33.7 minutes over 221 games (218 starts)... Ranks 15th in Suns history with 1,337 assists... Has averaged at least 17 points and five assists in each of his four seasons with the Suns, one of just 10 NBA players to do so in each of the past four seasons; only Kevin Johnson (seven) and Paul Westphal (five) have more such seasons in Suns history... In 256 career starts has averaged 17.6 points, 6.0 assists and 4.7 rebounds in 33.7 minutes... 257 career games with 10+ points, including 101 with 20+ points, 20 with 30+ points and three with 40+ points (all in 2016-17)... Owns three career triple-doubles (Dec. 8, 2014 at L.A. Clippers; Dec. 23, 2014 vs. Dallas; Feb. 15, 2017 vs. L.A. Lakers), 30 career double-doubles, 21 career games of 10+ assists and 14 with 10+ rebounds... His career average of 0.5 blocks per game is the highest ever by a player 6-2 or shorter

*continued...*

**Eric Bledsoe... continued**

(min. 50 games) and his total of 204 is 12th-highest among players 6-2 or shorter... **TRANSACTIONS:** Originally drafted by the Oklahoma City Thunder with the 18th pick in the 2010 NBA Draft before being traded on draft night to the Clippers where he played his first three seasons... Joined the Suns after being traded along with Caron Butler from the Clippers as part of a three-team trade also involving Milwaukee on July 10, 2013; Suns sent Jared Dudley to the Clippers and conveyed a future second-round pick to Milwaukee, while the Bucks received another second-round pick from L.A. and agreed to sign-and-trade J.J. Redick to the Clippers... Signed a multi-year contract to stay with the Suns on Sept. 24, 2014... **2015-16:** In his sixth NBA season and third with the Suns was having a career season before it came to an end after 31 games with a torn meniscus in his left knee... Averaged career-high 2.0 steals in addition to 20.4 points, 6.1 assists and 4.0 rebounds in 34.2 minutes, starting all 31 games in which he played... Posted a then career-high by shooting 80.2 FT%, and his second-best career seasons by shooting 45.3 FG% and 37.2 3FG%... Recorded 27 games with 10+ points, 20 with 20+ points and three with 30+ points... Had two games with 10+ assists, one game with 10+ rebounds and three double-doubles... Though he did not play enough games to qualify for the NBA leaderboard, joined 2016 All-Stars Stephen Curry, Russell Westbrook and Kyle Lowry as the only players in the league to average at least 20 points, six assists, four rebounds and two steals... Became first player in Suns history to average at least these numbers in a season... Just by averaging at least six assists, four rebounds and two steals, became the second player in Suns history to average those amounts along with Jason Kidd who did so in three straight from 1998-2001... Ranked in the top 10 in the NBA at the time of his injury with 2.03 steals per game, becoming the first Suns player to average over 2.0 steals for a season since Shawn Marion in 2004-05...





Scored 20+ points in eight straight games from Nov. 6-22... Scored at least 13 points in the season's first 25 games, the first Sun to do so since Charles Barkley in 1995-96... Scored in double-digits in the first 25 games, then his longest single-season streak in his career as he scored 10+ points in his final four games of 2014-15 for a career-long 29 straight... Recorded a steal in a career-long 12 straight from Dec. 1-20 and multiple steals in a career-long eight straight from Dec. 7-20... In three straight games from Nov. 8-14, scored 25+ points while making at least two-thirds of his field goals, becoming the first NBA player to do so in three straight since LeBron James in 2013-14, the first NBA guard since Jim Jackson in 1994-95 and the first NBA point guard since Mark Price in 1988-89... Had outstanding performance vs. Minnesota on Dec. 13, with 23 points, nine assists, five rebounds, four steals and four blocks (a Sun's season-high and tying a career-high); by having at least four each of points, rebounds, assists, steals and blocks, became first Sun to record a 5-by-4 since Shawn Marion in 2007-08 and the first NBA guard to do so since Dwyane Wade in 2008-09... Scored season-high 33 points at Portland on Oct. 31, setting a career-high with 12 made field goals... Would twice match career-high of 12 field goals during season, also doing so vs. Portland on Dec. 11 and vs. New Orleans on Dec. 18... Set a new career-high with four three-point makes at New Orleans on Nov. 22 and later matched it vs. Portland on Dec. 11... Dished out a season-high 11 assists twice, at Oklahoma City on Nov. 8 and at Toronto on Nov. 29... Grabbed a season-high 10 rebounds vs. L.A. Clippers on Nov. 12... Left game vs. Philadelphia on Dec. 26 with a left knee injury; sustained a torn meniscus and had surgery on Dec. 29, missing the remainder of the season... **2014-15:** In his fifth NBA season and second with the Suns started at point guard in 81 games and posted team-highs of 17.0 points (44.7 FG%, 32.4 3FG%, 80.0 FT%), 6.1 assists, 1.6 steals and 34.6 minutes, in addition to 5.2 rebounds and 0.6 blocks... Ranked 29th in NBA in scoring average, 17th in assists per game, 19th in steals per game and 19th in minutes per game... Recorded two triple-doubles—the Suns' first since 2006-07—as well as a team-high 13 double-doubles... Scored 10+ points in 72 games, 20+ points in 26 games (had 21 such games in career entering season) and 30+ points in three games... Had nine games with double-digit assists and eight games with double-digit rebounds... Posted five games of at least 20 points and 10 assists, and five games of at least 20 points and 10 rebounds... Led the Suns in points a team-high 26 times, assists a team-high 57 times and steals a team-high 28 times, and was fourth on the team in times leading in rebounds (14) and blocks (14)... Was one of just four NBA players to average at least 15.0 points, 5.0 assists, 5.0 rebounds and 1.5 steals, along with James Harden, Russell Westbrook and LeBron James, also becoming just the sixth Suns player to exceed those averages and first since Jason Kidd in 2000-01... At a height of 6-1, became just the third player 6-2 or shorter since 1971-72 to average at least 15 points, five assists and five rebounds in a season joining Chris Paul (2005-06, 2008-09) and Mookie Blaylock (1996-97)... Scored a career-high 34 points, with 23 coming in the first half, on 11-of-18 shooting in win at Houston on March 21... Just missed a triple-double with 28 points, a career-high 13 rebounds, nine assists and a career-high four blocks in overtime win vs. Oklahoma City on Feb. 26, becoming the only guard and just eighth player total to post at least 28/13/9/4 in a game dating back to 1985-86... Posted first career triple-double and first by a Sun since Boris Diaw in 2006-07 with 27 points, a career-high 16 assists and 11 rebounds at his former team, the L.A. Clippers on Dec. 8... Had second triple-double with 16 points, 11 assists and 10 rebounds vs. Dallas on Dec. 23 to become first Sun with multiple triple-doubles in a season since Boris Diaw in 2005-06... Made a career-high 12 free throws on 13 attempts vs. Houston on Feb. 10 and attempted a career-high 15 free throws (making 10) vs. Portland on Jan. 21... Scored then-career-high 33 points to go along with 10 rebounds and six assists vs. Portland on Jan. 21... Twice scored the game-winning points in the final 30 seconds: At Boston on Nov. 17, finished a steal and uncontested layup with :29.5 left to give the Suns a 116-114 lead on the way to a 118-114 win and at Detroit on Nov. 19, scored on a driving layup with :28.7 left to give the Suns an 87-86 lead in an 88-86 win... Received votes for the NBA All-Defensive Team... Missed one game (Feb. 8) for the birth of his child... **2013-14:** In his fourth NBA season and first with the Suns, had a breakout season posting averages of 17.7 points, 5.5 assists, 4.7 rebounds, 1.6 steals and 32.9 minutes while shooting a career-high 47.7 FG% in 43 games (40 starts)...

continued...

## NBA Regular Season Statistics

YEAR	TEAM	G	FIELD GOALS			3-POINT		FREE THROWS		REBOUNDS			-AVERAGES-					
			MIN	FGM-FGA	PCT	FGM-FGA	PCT	FTM-FTA	PCT	OFF-DEF	TOT	AST	STL	BLK	PTS	RPG	APG	PPG
10-11	L.A. Clippers	81	1841	206-486	.424	32-116	.276	99-133	.744	68-155	223	289	92	26	543	2.8	3.6	6.7
11-12	L.A. Clippers	40	464	49-126	.389	6-30	.200	28-44	.636	22-43	65	66	31	14	132	1.6	1.7	3.3
12-13	L.A. Clippers	76	1553	253-568	.445	31-78	.397	106-134	.791	78-147	225	233	109	55	643	3.0	3.1	8.5
13-14	Phoenix	43	1416	265-566	.477	50-140	.357	183-237	.772	27-175	202	235	69	14	763	4.7	5.5	17.7
14-15	Phoenix	81	2800	468-1046	.447	88-272	.324	353-441	.800	72-351	423	493	127	45	1377	5.2	6.1	17.0
15-16	Phoenix	31	1059	223-492	.453	48-129	.372	138-172	.802	18-107	125	190	63	19	632	4.0	6.1	20.4
16-17	Phoenix	66	2176	449-1034	.434	104-310	.335	388-458	.847	52-268	320	418	92	31	1390	4.8	6.3	21.1
<b>TOTALS</b>	<b>418</b>	<b>11309</b>	<b>1913-4309</b>	<b>.444</b>	<b>359-1075</b>	<b>.334</b>	<b>1295-1619</b>	<b>.800</b>	<b>337-1246</b>	<b>1583</b>	<b>1924</b>	<b>583</b>	<b>204</b>	<b>5480</b>	<b>3.8</b>	<b>4.6</b>	<b>13.1</b>	

## NBA Playoff Statistics

YEAR	TEAM	G	FIELD GOALS			3-POINT		FREE THROWS		REBOUNDS			-AVERAGES-					
			MIN	FGM-FGA	PCT	FGM-FGA	PCT	FTM-FTA	PCT	OFF-DEF	TOT	AST	STL	BLK	PTS	RPG	APG	PPG
11-12	L.A. Clippers	11	189	37-63	.587	3-7	.429	10-16	.625	12-14	26	23	13	4	87	2.4	2.1	7.9
12-13	L.A. Clippers	6	97	15-30	.500	1-9	.111	8-12	.667	2-13	15	18	2	3	39	2.5	3.0	6.5
<b>TOTALS</b>	<b>17</b>	<b>286</b>	<b>52-93</b>	<b>.559</b>	<b>4-16</b>	<b>.250</b>	<b>18-28</b>	<b>.643</b>	<b>14-27</b>	<b>41</b>	<b>41</b>	<b>15</b>	<b>7</b>	<b>126</b>	<b>2.4</b>	<b>2.4</b>	<b>7.4</b>	

## Career Highs

**POINTS - 41** (2 times, last 2/17 vs. LA Clippers)

**REBOUNDS - 13** (2/26/15 vs. Oklahoma City)

**ASSISTS - 16** (12/8/14 at L.A. Clippers)

**BLOCKS - 4** (2 times, last 12/13/15 vs. Minnesota)

**STEALS - 7** (3/5/11, L.A. Clippers vs. Denver)

**FGM - 13** (2 times, last 2/17 vs. LA Clippers)

**FGA - 27** (2 times, last 1/28/17 vs. Denver)

**3-PT FGM - 5** (12/3/16 at Golden State)

**3-PT FGA - 11** (12/11/16 vs. New Orleans)

**FTM - 14** (2 times, last 1/28/17 vs. Denver)

**FTA - 15** (3 times, last 2/1/17 vs. LA Clippers)

**MINUTES - 46** (11/12/10, L.A. Clippers vs. Detroit)

## Eric Bledsoe... continued

Led the Suns with an average of 1.6 steals and ranked second on the team in points and rebounds... Had 38 games with 10+ points, 17 with 20+ and two with 30+; entered the season with four games of 20+ points in his career... Recorded four double-doubles with three games of 10+ rebounds and one game with 10+ assists... Shot 52.9% from the field on drives, third in the NBA among players with at least seven drives per game, trailing only LeBron James and Tony Parker... Just missed his first career triple-double and tied then career-highs with 30 points and 11 rebounds, in addition to nine assists at San Antonio on April 11... Established then career-highs in scoring twice, first with 28 points on Dec. 13 vs. Sacramento, and then on April 4 with 30 points at Portland (matched on April 11)... Notched first points/rebounds double-double of career with 16 points and a career-high 11 rebounds vs. the L.A. Lakers on Dec. 23... Had a then career-high 14 assists in addition to scoring 26 points at Oklahoma City on Nov. 3... On Nov. 1 vs. Utah, made the first game-winner of his NBA career, hitting a three-pointer with :00.9 left in the fourth quarter to break a tie and give the Suns an 87-84 win... Scored the final 14 points of the game for the Suns, and had 17 of his 18 points for the game in the fourth quarter... In Suns debut, had 22 points, seven rebounds and six assists vs. Portland on Oct. 30... Received votes for the NBA All-Defensive Team... Missed six games due to a left shin contusion (Nov. 19-27) and 33 games due to right knee arthroscopy (Jan. 2-Mar. 10)... **2012-13:** In his third NBA season and third with the Clippers, averaged 8.5 points (shooting 44.5 FG%, 39.7 3FG% and 79.1 FT%), 3.1 assists, 3.0 rebounds and 1.43 steals in 20.4 minutes in 76 appearances... In 12 starts, averaged 14.2 points, 5.3 assists, 4.8 rebounds and 2.5 steals in 34.2 minutes... Had 32 games with 10+ points after having 25 such games in his first two seasons combined... Had two games of 20+ points, two games of 10+ assists and two double-doubles... Scored in double digits in a then career-best nine straight games from Jan. 22-Feb. 6, culminating with then career-highs of 27 points, nine made field goals and seven made free throws, in addition to a season-high six steals at Orlando on Feb. 6... Tallied 10 points, 10 assists and six steals against Minnesota on Jan. 30, joining Chris Paul as the only Clippers to post 10+ assists and 6+ steals in the same game since the 1995-96 season... Missed five games due to a sore left calf... **PLAYOFFS:** Appeared in all six of the Clippers' playoff games and averaged 6.5 points, 3.0 assists and 2.5 rebounds in 16.2 minutes... Scored 15 points and shot 7-7 FG in Game 1 of the opening round series against Memphis, a Clippers playoff record for most field goal attempts without a miss... **2011-12:** Averaged 3.3 points, 1.7 assists and 1.6 rebounds in 11.6 minutes in 40 games with one start... Scored 10+ points three times... Underwent surgery to repair torn lateral meniscus in right knee on Oct. 7, 2011, and missed from Dec. 25, 2011-Jan. 25, 2012 with meniscus injury... Assigned to the Bakersfield Jam of the NBA G League on Jan. 26, 2012... Played 19 minutes for the Jam and scored 15 points with seven assists... **PLAYOFFS:** Averaged 7.9 points on 58.7 FG% in 17.2 minutes, playing in all 11 of the Clippers' playoff games... **2010-11:** As a rookie, averaged 6.7 points, 3.6 assists and 2.8 rebounds in 22.7 minutes in 81 games (25 starts)... Led the Clippers with 92 steals (1.14 steals per game ranked 36th best in NBA)... Led Clippers in steals a team-high 24 times... Scored 20+ points twice and in double figures 22 times... Posted one game with 10+ assists and his first career double-double with 12 points and 13 assists in third career start at Denver on Nov. 5... Tallied a career-high seven steals vs. Denver on March 5, becoming first Clippers rookie with at least seven steals in game since Tyrone Nesby had seven on May 5, 1999... Among NBA rookies, finished 15th in scoring, 4th in assists, 10th in field goal percentage (42.4%), 10th in free throw percentage (74.4%), 3rd in steals per game and 10th in minutes per game... Named to NBA All-Rookie Second Team... Played in the T-Mobile Rookie Challenge on Feb. 18 during NBA All-Star weekend and had six points, seven rebounds and five assists.

## College

Played one season (2009-10) at Kentucky and averaged 11.3 points, 3.1 rebounds and 2.9 assists in 37 games (35 starts) to help the Wildcats to a 35-3 record and Elite Eight appearance... Named to the Sporting News SEC All-Freshman Team and was a CollegeInsider.com Freshman All-American... Scored in double digits 20 times, including four games with at least 20 points... In four NCAA tournament games, averaged 15.3 points and shot 58.8 FG% and 47.4 3FG%... Set a Kentucky school record of eight made 3-pointers in an NCAA tournament game against East Tennessee State in scoring a career-high 29 points (9-11 FG, 8-9 3FG)... Among his teammates during his one season at Kentucky: DeMarcus Cousins, John Wall, Patrick Patterson and Josh Harrellson... **HIGH SCHOOL:** Led Parker H.S. in Birmingham with 20.3 points, 11.5 assists and 9.4 rebounds as a senior helping them to a second-place finish in the 5A Alabama State Championship in 2009... In state semifinals had 17 points, nine rebounds, five assists, four steals and two blocks (including nine points, three steals, two rebounds, one assist and one block in the final 5:24) to lead Parker to upset win over LeFlore H.S. and eventual Kentucky teammate, Cousins.

## Personal

Born on Dec. 9, 1989 in Birmingham, Ala.... Son of Maureen Reddick... Has one brother, Curtis Slaughter, and one sister, Ashley Bledsoe... He and wife Morgan have two children, Eriauna and Ethan... Participated with Basketball Without Borders, traveling to the first BWB Africa Camp in Angola in Sept. 2016, providing instruction with a group of players, legends and coaches... In advance of his trip to Angola, visited children in Mozambique with UNICEF... In Aug. 2017, organized his third annual Eric Bledsoe Community Weekend in his hometown of Birmingham, featuring a celebrity basketball game and a backpack and school supplies giveaway for local children... Favorite vacation destination is Alabama to visit family... Favorite movie is Friday... Favorite video game is Goldeneye on Nintendo 64... First job was as a camp counselor... Follow on Twitter @EBled2

# Devin Booker

#1



**Guard**      **6-6**      **210**      **Current NBA Season: 3**

**Born: 10/30/96, Grand Rapids, MI**      **College: Kentucky**

**Acquired: Selected with the 13th overall pick (first round) of the 2015 NBA Draft**

**Status: Signed through 2018-19**

## 2016-17

In second season led the Suns with 22.1 points per game (25th in NBA) as his scoring average was the third-highest ever by a player in a season that ends while still 20 years old behind only LeBron James in 2004-05 and Kevin Durant in 2008-09... In addition to 22.1 points (42.3 FG%, 36.3 3FG%, 83.2 FT%), averaged 3.4 assists, 3.2 rebounds and 0.92 steals in 35.0 minutes (15th in NBA) in 78 games (all starts)... His scoring average trailed only Walter Davis (23.6 in 1978-79) for the second-highest by a Suns player in his second pro season... Led the NBA with six quarters scoring 20+ points and had three quarters scoring 27+ points, the most by an NBA player in a season since Kobe Bryant in 2005-06 and more than the rest of the NBA combined in 2016-17 (two)... Shot 39.0 3FG% after Jan. 1, 24th in the NBA among those making at least 2.0 per game... Scored in double-digits in 75 games including 47 with 20+, 14 with 30+ and one with 40/50/60/70+... 14 games scoring 30+ were most by Sun since Amar'e Stoudemire in 2009-10... Led the Suns in scoring 32 times... Scored 20+ points in 16 straight games from Jan. 3-Feb. 4 as he became the youngest player in NBA history to do so in at least 16 straight... His streak scoring 20+ was fifth-longest in Suns history and the longest by a first- or second-year NBA player since Vince Carter in 2000... Became the youngest player in NBA history with back-to-back games scoring 38+ points from Nov. 4-6 (was Bernard King) then became youngest with back-to-back games scoring 39+ from Jan. 12-14 (was King)... Paired with Eric Bledsoe to become the first Suns backcourt duo to each average over 20 points since Davis and Paul Westphal in 1979-80... **70-POINT GAME (NBA CONTEXT):** Scored franchise record 70 points (21-40 FG, 4-11 3FG, 24-26 FT) at Boston on March 24, becoming just the sixth player in NBA history to record a 70-point game (Wilt Chamberlain, Kobe Bryant, David Thompson, David Robinson, Elgin Baylor) as his was just the 11th overall... Among guards, his was the third-highest scoring game in NBA history, behind Bryant and Thompson and just ahead of Michael Jordan's high of 69... 70-point performance was the first in the NBA in over 11 years since Bryant (81) did so on Jan. 22, 2006; 70-point game on March 24, 2017 came one year and one day after he played his lone game against Bryant with Bryant giving him a signed pair of shoes signed "Be Legendary"... At 20 years, 145 days old at the time of his 70-point game, became the youngest player to score 70 (was Thompson); in fact, became youngest to score at least 60 (was Jerry West) and the third-youngest to score at least 50 (Brandon Jennings, LeBron James)... Scored 51 of his 70 points in the second half, the first 50-point half since Bryant's 81-point game... Tied Jordan's NBA record for most free throws made in one half, making 20 in the second half... **70-POINT GAME (SUNS CONTEXT):** 70 points surpassed Tom Chambers' previous Suns record of 60 set 27 years to the day earlier on March 24, 1990 vs. Seattle... Recorded just the sixth 50-point game in Suns history—his 51 points in second half alone would be fifth-highest scoring game in team history... 51-point second half broke previous Suns record for points in a half of 43 held by Eddie Johnson in the second half at L.A. Clippers on Nov. 12, 1988... Also set Suns records for most field goal attempts in a game with 40 (was 37 by Charlie Scott on Dec. 19, 1973 and Gail Goodrich twice), most free throws made in a game with 24 (was 23 by Kevin Johnson on April 9, 1990), most free throws made in a half with 20 in the second half (was 17 by Kevin Johnson on April 9, 1990), most free

continued...

## NBA Regular Season Statistics

YEAR TEAM	G	MIN	FIELD GOALS			3-POINT		FREE THROWS		REBOUNDS			- AVERAGES -				
			FGM-FGA	PCT	FGM-FGA	PCT	FTM-FTA	PCT	OFF-DEF	TOT	AST	STL	BLK	PTS	RPG	APG	PPG
15-16 Phoenix	76	2108	367-867	.423	99-289	.343	215-256	.840	27-160	187	200	44	20	1048	2.5	2.6	13.8
16-17 Phoenix	78	2730	606-1431	.423	147-405	.363	367-441	.832	46-203	249	268	72	21	1726	3.2	3.4	22.1
<b>TOTALS</b>	<b>154</b>	<b>4838</b>	<b>973-2298</b>	<b>.423</b>	<b>246-694</b>	<b>.354</b>	<b>582-697</b>	<b>.835</b>	<b>73-363</b>	<b>436</b>	<b>468</b>	<b>116</b>	<b>41</b>	<b>2774</b>	<b>2.8</b>	<b>3.0</b>	<b>18.0</b>

## Career Highs

**POINTS - 70** (3/24/17 at Boston)

**REBOUNDS - 10** (1/6/16 vs. Charlotte)

**ASSISTS - 11** (3/12/16 at Golden State)

**BLOCKS - 2** (3 times, last 2/6/17 at New Orleans)

**STEALS - 4** (1/2/16 at Sacramento)

**FGM - 21** (3/24/17 at Boston)

**FGA - 40** (3/24/17 at Boston)

**3-PT FGM - 6** (4 times, last 1/12/17 vs. Dallas in Mexico)

**3-PT FGA - 14** (2/2/16 vs. Toronto)

**FTM - 24** (3/24/17 at Boston)

**FTA - 26** (3/24/17 at Boston)

**MINUTES - 46** (1/16/17 vs. Utah)

## Devin Booker... continued

throws attempted in a non-overtime game with 26 (was 25 by Connie Hawkins on Jan. 17, 1970) and most free throw attempts in a half with 21 in the second half (was 19 by Jason Kidd on March 22, 1999)... Tied his own franchise record for points in a period with 28 points in the fourth quarter... **ADDITIONAL FRANCHISE RECORDS:** Prior to re-writing the Suns record books in Boston, set a franchise record for points in a quarter with 28 in the fourth quarter against Dallas in Mexico City on Jan. 12, breaking the record of 26 held by Stephon Marbury (Nov. 29, 2002)... In addition to matching his 28-point quarter on March 24, scored 27 points in the second quarter vs. Milwaukee on Feb. 4 to give him all of the top three spots for points in a quarter in franchise history... Scored the Suns' final 21 points vs. Dallas in Mexico City on Jan. 12, breaking the franchise record for most consecutive Suns points scored of 18 that was previously set by Steve Nash on Dec. 22, 2006... Scored the Suns' first 21 points in the fourth quarter vs. Oklahoma City on April 7, matching his own team record... Part of the youngest lineup in NBA history (average age of 21 years, 14 days) on March 23 at Brooklyn when he started alongside Tyler Ulis, Marquese Chriss, Derrick Jones and Alex Len...

**BUZZER-BEATERS:** Led the NBA, making two of the Suns' league-high four game-winning buzzer-beaters: banked in jumper to give Suns 105-103 win at Sacramento on Feb. 3; hit fadeaway to give Suns 100-98 win at Dallas on March 11... Also made a baseline jumper at the buzzer to force overtime at New Orleans on Nov. 4... **OTHER NOTABLE PERFORMANCES:** Scored a then career-high 38 points at New Orleans on Nov. 4, then reset it the next game with 39 points at L.A. Lakers on Nov. 6... Matched his then career-high of 39 points in consecutive games in Mexico City, scoring 39 vs. Dallas on Jan. 12 then 39 vs. San Antonio on Jan. 14... 39-point performances set then matched the individual scoring highs for all NBA regular season games ever played in Mexico... In addition to career-high 70 points at Boston on March 24, grabbed a season-high eight rebounds... Dished out a season-high nine assists on three occasions: March 2 vs. Charlotte, March 30 vs. LA Clippers, April 2 vs. Houston... Tied career-high with six three-point makes on Nov. 21 at Washington and Jan. 12 vs. Dallas... Made career-long 28 consecutive free throws from Nov. 2-8... Missed one game to a sore right great toe (Oct. 31), two games to right ankle soreness (March 19, 28) and one game to rest (April 11).

## AWARDS AND RECOGNITION

Finalist for Performance of the Year in the Fan Vote for NBA Awards 2017 for his 70-point performance at Boston on March 24... Played in BBVA Compass Rising Stars Challenge at NBA All-Star 2017 in New Orleans... Participated in Taco Bell Skills Challenge at NBA All-Star 2017 in New Orleans... 2015-16 NBA All-Rookie First Team, finishing third in balloting with 103 First Team votes (25 Second Team) out of a possible 130... Finished fourth in 2015-16 NBA Rookie of the Year voting... Participated with the 2016 USA Select Team, training against the 2016 U.S. Olympic Team... Finished third in the Foot Locker Three-Point Contest at NBA All-Star 2016 in Toronto, advancing to the finals where he finished behind winner Klay Thompson and runner-up Stephen Curry... At 19 years old, became the youngest participant in Three-Point Contest history and just the fourth rookie to compete... Played in the BBVA Rising Stars Challenge at NBA All-Star 2016 in Toronto.

## CAREER NOTES

Two-year pro who is still just 20 years old has totaled 2,774 points through his first two seasons, behind only LeBron James (4,649), Kevin Durant (3,495) and Carmelo Anthony (3,283) for fourth-most in NBA history by a player before turning 21... His 246 career three-pointers are the most ever by a player before turning 21 (was Bradley Beal with 229)... Holds career averages of 18.0 points (42.3 FG%, 35.4 3FG%, 83.5 FT%), 3.0 assists, 2.8 rebounds, 0.8 steals and 31.4 minutes in 154 games (129 starts)... In 129 starts has averaged 20.2 points, 3.5 assists and 3.1 rebounds in 34.7 minutes... Has 125 career games with 10+ points, 63 with 20+, 20 with 30+ and one with 40/50/60/70+... Recorded his 20th game with 30+ points in his 153rd career game; since 2005-06, only Durant and Kyrie Irving have had more 30-point outings through 153 games... Is the only active player in the NBA with a 70-point game, giving him the highest-scoring career-high of any player currently in the league... Has two career games with 10+ assists, one with 10+ rebounds and three double-doubles... **TRANSACTIONS:** Selected by the Suns with the 13th overall pick (first round) in the 2015 NBA Draft... Signed with the Suns on July 13, 2015... **2015-16:** Turned in one of the best rookie seasons in Suns history and one of the best by a teenager in NBA history, earning NBA All-Rookie First Team honors after averaging 13.8 points, 2.6 assists and 2.5 rebounds in 76 games (51 starts)... At 19 years, 166 days old at season's end, scored 1,048 points as a rookie to become the sixth player in NBA history to reach 1,000 points while still a teenager; the others: LeBron James, Kobe Bryant, Carmelo Anthony, Kevin Durant, Dwight Howard... Reached 1,000 career points at 19 years, 162 days old (April 9) to become the fourth-youngest to reach 1,000 in NBA history with only eventual MVP winners James, Bryant and Durant doing so younger... Became the fifth



Suns rookie to score at least 1,000 points, joining Walter Davis, Alvan Adams, Michael Finley and Amar'e Stoudemire, as his 13.8 points per game trailed only Davis, Adams and Finley for most by a qualified Suns rookie... Ranked 1st among rookies by shooting 84.0 FT% (32nd among all NBA players), 4th with 13.8 points per game, 6th with 2.6 assists per game, 7th by shooting 34.3 3FG% and 7th by playing 27.7 minutes per game... 84.0 FT% (215-of-256) is highest ever by a qualified Suns rookie... Averaged 18.5 points over the season's final 44 games after permanently joining the starting lineup on Jan. 8... In 51 starts, averaged 17.4 points and 3.5 assists; his 17.4 points per start ranked 3rd among rookies... Recorded 50 games with 10+ points, 16 with 20+ points and six with 30+ points (Jan. 19; March 3, 9, 10, 28; April 5)... Posted three double-doubles, two games with 10+ assists and one game with 10+ rebounds... Six games with 30+ points led all rookies and were the most by an NBA rookie since Blake Griffin in 2010-11... Tied Adams for second-most 30+ point games by a Suns rookie behind Davis (17)... Seven of his 10 games scoring 25+ points came in the month of March; joined O.J. Mayo, Anthony, Tim Duncan and Allen Iverson as only rookies since 1996-97 to record at least seven games with 25+ points in a calendar month... In March, ranked first among rookies with 22.4 points per game and tied for first with 4.9 assists per game... Also led rookies with 17.3 points per game in January... Scored in double-digits in a career-long 14 straight games to end the season, scoring 14+ in each, averaging 20.6 points... Made a three-pointer in 14 straight games from March 14-April 9, the longest streak ever by a Suns rookie... Finished with 99 three-pointers, second to Wesley Person (116) for most by a Suns rookie... In his first 20 NBA games, made 17 of his first 23 three-point attempts (73.9 percent), the highest percentage in NBA history by a player in his first 20 career games (min. one attempt per game)... Scored 30+ points in consecutive games from March 9-10, joining James as the only teenagers in NBA history with 30+ points in back-to-back games, becoming the first NBA rookie to do so since Chris Copeland in 2013 and the first Suns rookie since Davis in 1976... Became first Suns player overall with consecutive 30-point games since Stoudemire in 2010... Recorded the first of his six 30-point games with 32 vs. Indiana on Jan. 19 at an age of 19 years, 81 days to become the third-youngest player in NBA history (James, Durant) to post his first 30-point game... Made a career-high six three-pointers vs. Indiana on Jan. 19 (later matched on Feb. 2) to become the youngest player in NBA history to make at least six three-pointers in a game... Scored a career-high 35 points at Denver on March 10, shooting 10-11 FT... Grabbed a career-high 10 rebounds plus 17 points vs. Charlotte on Jan. 6 to record first career double-double... Dished out a career-high 11 assists to go with zero turnovers and 18 points at Golden State on March 12... Recorded first points-assists double-double with 15 points and 10 assists vs. Golden State on Feb. 10, becoming the second-youngest player in NBA history to record his first points-assists double-double (James) and the first Suns rookie to record one since Steve Nash... Shot a perfect 10-10 FT at the L.A. Lakers on March 18, joining Finley and Adams as the only Suns rookies to ever shoot 100 percent from the stripe on 10+ attempts... Made first career start (and first since high school after not starting at Kentucky) at San Antonio on Nov. 23 at an age of 19 years, 24 days... Became youngest player to start a game in Suns history and the 11th youngest in NBA history to make first start... Made NBA debut as an 18-year-old on Oct. 28 vs. Dallas to join Maciej Lampe as the only Suns to appear in a game while 18 years old... Scored 14 points in debut to become youngest Sun to score in double figures... Missed one game with a left ankle sprain (Nov. 2)... Made professional debut with the Suns at NBA Summer League 2015 in Las Vegas, averaging 15.3 points, 4.9 rebounds and 1.7 assists in seven games to help the Suns to a 5-2 record and a runner-up finish... Also played in two games at NBA Summer League 2016, averaging 26.0 points, 6.5 assists and 5.0 rebounds.

## College


Played one season at the University of Kentucky in 2014-15... Earned SEC Sixth Man of the Year, Second Team All-SEC and All-SEC Freshman Team honors at Kentucky after averaging 10.0 points, 2.0 rebounds, 1.1 assists and 21.5 minutes in 38 games... Displayed his marksmanship by shooting 47.0 FG%, 41.1 3FG% and 82.8 FT%... His 41.1 3FG% ranked second-best for a freshman in Kentucky history (min. 100 attempts) and eighth-best overall... Won SEC Freshman of the Week honors a league-high five times including four straight from Jan. 12-Feb. 2... Scored in double figures 20 times, second-most on a loaded Kentucky team that had six players drafted in 2015 and started 38-0 to become the first undefeated team to reach the Final Four since UNLV in 1991... Kentucky's 38 wins tied for the most in NCAA history as the Wildcats also won SEC regular season and tournament titles... Averaged 7.2 points (45.7 FG%) in five NCAA tournament games... Twice recorded his career-high of 19 points, making 5-6 3FG in each performance, vs. UCLA at the United Center on Dec. 20 and UT-Arlington on Nov. 25... Among his teammates during his one season at Kentucky: Karl-Anthony Towns, Willie Cauley-Stein, Trey Lyles, Tyler Ulis and Andrew and Aaron Harrison... **HIGH SCHOOL:** After playing his high school freshman season at Grandville H.S. in Michigan, moved to Mississippi where he played his final three high school seasons at Moss Point (Miss.) H.S. where his father (a Moss Point H.S. alum) became an assistant coach following his international playing career... Finished his three-year career as Moss Point's all-time leading scorer with 2,518 points... Averaged 30.9 points for Moss Point as a senior, earning invitations to the McDonald's All-American and Jordan Brand Classic all-star games.

## Personal

Full name is Devin Armani Booker... Born in Grand Rapids, Mich. which, along with Moss Point, Miss., he lists as his hometowns... Son of Veronica Gutierrez and Melvin Booker... Has a brother, Davon Wade, and a sister, Mya Powell... Father, Melvin, played in 32 NBA games with Houston, Denver and Golden State over the 1995-96 and 1996-97 seasons... Melvin had a distinguished playing career at the University of Missouri, earning Big Eight Player of the Year and Consensus Second Team All-America honors in 1994... Melvin also played professionally in the CBA and in Italy, Turkey and Russia... Growing up, Devin would spend summers with his father in Italy... While visiting his dad in Italy when he was 12, played one-on-one with Melvin's teammate for Armani Jeans Olimpia Milano, future NBA player Danilo Gallinari... Made the SEC First-Year Academic Honor Roll in his one year at Kentucky... Invited Jenna Warren, a teenaged Suns fan with Down syndrome who he befriended after she regularly watched warmups while wearing his jersey, to join him when he represented the Suns at the 2016 NBA Draft Lottery in New York... Served as an honorary coach for the NBA Cares Special Olympics Unified Basketball Game at NBA All-Star 2016... While at Kentucky developed a close relationship with Shaun Minnaugh, a young Kentucky fan with autism; has remained involved with Shaun and worked to raise autism awareness... Is an avid ping pong player... Was in attendance at Drake's concert at Talking Stick Resort Arena in Sept. 2016 when Drake appeared on stage wearing Booker's Suns jersey... Follow on Twitter @DevinBook



# Tyson Chandler #4



Center 7-1 240 Current NBA Season: 17

Born: 10/2/82, Hanford, CA High School: Dominguez (Compton, CA)

Acquired: Signed as a free agent on July 9, 2015

Status: Signed through 2018-19

## 2016-17

Averaged 11.5 rebounds in his 16th NBA season, the highest average by a player in his 16th season or later in NBA history... Joined Charles Barkley and Moses Malone as just the third player to average double-digits rebounding in his 16th pro season or later... Also averaged 8.4 points, 0.70 steals, 0.51 blocks and 27.6 minutes in 47 games (46 starts)... Though he did not qualify for the official league leaderboard, his 11.5 rebounds per game were 8th in the NBA and his 15.0 rebounds per 36 minutes were 5th... Rebounding average was highest by a Sun since Shawn Marion (11.8) in 2005-06... At 34 years old, joined Pau Gasol, Marcus Camby, Dikembe Mutombo, Dennis Rodman, Barkley, Robert Parish, Elvin Hayes, Wilt Chamberlain and Bill Russell as the only players to average at least 11 boards while 34 or older... Shot 67.1 FG%, 2nd in the NBA behind only DeAndre Jordan... Scored 10+ points in 17 games, including two with 20+... Had 28 games with 10+ rebounds, 14 with 15+ and three with 20+... Recorded 12 double-doubles, including two 15/15 games... Became first Suns player with at least three 20-rebound games in a season since Barkley in 1993-94... Grabbed 15+ rebounds in seven straight games from Jan. 3-21, the longest streak in the NBA for the season and the longest in franchise history (was six straight by Jim Fox in the team's inaugural season)... Posted consecutive games with 20+ rebounds from Dec. 11-13, duplicating his own feat (Jan. 21-23, 2016) as the only player in Suns history with back-to-back games of at least 20 boards... Grabbed a season-high 23 boards vs. New York on Dec. 13 after posting 21 boards vs. New Orleans on Dec. 11... Also had 20 rebounds vs. Miami on Jan. 3... Grabbed 19 rebounds vs. Dallas in Mexico City on Jan. 12, the most boards ever in an NBA regular season game in Mexico... Matched his highest-scoring game as a Sun with 22 points on 9-9 FG plus 17 rebounds vs. Minnesota on Jan. 24... Also exceeded 20 points with 22 and 16 rebounds at Cleveland on Jan. 19... Played his 1,000th career game on Dec. 7 vs. Indiana (122nd player in NBA history), joining Steve Nash and Danny Ainge as the only players to play career game No. 1,000 with the Suns... Missed 12 games to personal reasons (Nov. 8-13, Nov. 18-23, March 12, April 7-11); one game to gastroenteritis (Jan. 16) and 22 games to rest (Feb. 11, Feb. 24-March 11, March 15-April 5).

### AWARDS AND RECOGNITION

Won an NBA Championship as a member of the 2011 Dallas Mavericks... 2011-12 NBA Defensive Player of the Year... Named to 2011-12 All-NBA Third Team... Named to NBA All-Defensive teams three times: First Team in 2012-13, Second Team in 2010-11 and 2011-12... Played in the 2013 NBA All-Star Game in Houston... Gold medalist representing USA Basketball at the 2012 Olympic Games, 2010 FIBA World Championship and 2007 FIBA Americas Championship... Played for Sophomores in the 2003 Rookie Challenge at NBA All-Star Weekend in Atlanta.

### CAREER NOTES

A 16-year veteran and owner of the third-highest field goal percentage in NBA history holds career averages of 8.7 points (59.4 FG%), 9.4 rebounds, 1.2 blocks and 28.4 minutes in 1,033 games (829 starts) with Chicago, New Orleans, Charlotte, Dallas, New York and Phoenix... In two seasons with Suns has averaged 7.7 points (62.0 FG%), 9.9 rebounds, 0.6 blocks and 25.8 minutes in 113 games (106 starts)... With 59.4 FG%, trails only DeAndre Jordan (67.7%) and Hall of Famer Artis Gilmore (59.9%) for best field goal percentage in NBA history among those with at least 2,000 makes... Led NBA with 67.9 FG% with New York in 2011-12 and led league in offensive rebounds in 2006-07 and 2007-08 with New Orleans... Exits 2016-17 ranked second among active players in offensive rebounds (3,279) and fifth active (42nd all-time) in total rebounds (9,676)... Ranks sixth among active players and 49th in NBA history with 1,277 career blocks... Holds 285 career double-doubles, 38 games with 20+ points (three with 25+) and 31 games with 20+ rebounds (three with 25+)... Has appeared in 75 career playoff games (59 starts) in nine postseasons, with averages of 7.0 points (56.6 FG%, 63.4 FT%), 8.3 rebounds and 1.1 blocks, winning a title with Dallas in 2011... **TRANSACTIONS:** Originally selected with the second overall pick of the 2001 NBA Draft by the L.A. Clippers... Traded along with Brian Skinner on draft night to Chicago in exchange for Elton Brand... Re-signed with Chicago on Sept. 21, 2005... Traded by Chicago to New Orleans for P.J. Brown and J.R. Smith on July 14, 2006... Traded by New Orleans to Charlotte for Emeka Okafor on July 28, 2009... Traded with Alexis Ajinca by Charlotte to Dallas for Matt Carroll, Erick Dampier, Eduardo Najera and cash on July 13, 2010... As part of three-team trade, traded along with the draft rights to Ahmad Nivins and Giorgos Printezis to New York in a deal in which Dallas acquired Andy Rautins from New York along with a protected second round pick from Washington, while Washington received Ronny Turiaf, a 2013 second round pick and cash from New York and a second round pick from Dallas on Dec. 10, 2011... Traded along with Raymond Felton by New York back to Dallas for Jose Calderon, Samuel Dalembert, Wayne Ellington, Shane Larkin and two 2014 second round picks on June 25, 2014... Signed a multi-year contract with Phoenix on July 9, 2015... **2015-16:** In his 15th NBA season and first with the Suns averaged 7.2 points (58.3 FG%), 8.7 rebounds and 24.5 minutes in 66 games (60 starts)... Ranked t-21st in the NBA in rebounds per game and 10th after Jan. 19 with 10.3 per game in his final 33 games... Posted a team-

high 20 double-doubles... Was outstanding in five games in the month of April, averaging 15.2 points (70.7 FG%) and 12.2 rebounds to become first Sun to average at least 15 and 12 in a calendar month since Amar'e Stoudemire in Feb. 2007... Recorded a double-double in five straight games from March 30-April 7, the second-longest streak of his career (14 straight in 2006-07)... Recorded back-to-back games with 20+ rebounds from Jan. 21-23, the first Suns player to do so in franchise history and the second time doing so in consecutive games in his career... Had a historic game, re-writing the Suns record books when he tied a franchise record with 27 rebounds and set a franchise record with 17 offensive rebounds vs. Atlanta on Jan. 23... In recording 27 rebounds, matched Paul Silas' franchise record that had stood unmatched since Jan. 18, 1971... 13 offensive rebounds set a new career-high, tied the NBA season-high (Alex Stepheson) and surpassed the previous Suns record of 12 shared by Charles Barkley and Curtis Perry... Scored a season-high 21 points (10-12 FG) and grabbed 18 rebounds vs. Utah on April 3... Matched his season-high with 21 points (8-11 FG) on April 7 at Houston... On March 9 vs. New York, recorded his 9,000th career rebound to become the 50th player in NBA history to record at least 9,000 career boards... Missed 16 games throughout the season, one with an upper respiratory infection (Nov. 25), eight with a right hamstring strain (Nov. 29-Dec. 11), two with a right shoulder contusion (Feb. 21-22), three with back spasms (March 23-26), one in the NBA concussion protocol (April 11) and one to rest (April 13)... **2014-15:** In his 14th NBA season and first in his second tenure with Dallas (second overall), averaged 10.3 points, 11.5 rebounds, 1.2 blocks, career-high 1.1 assists and 30.5 minutes in 75 games (all starts)... Shot 66.6 FG% and 72.0 FT%... Marked his third season averaging a double-double while shooting over 60.0 FG%, joining Gilmore (five times) and Chamberlain (three) as the only players in league history to accomplish this at least three times in their careers (since joined by Jordan)... Among NBA leaders, ranked fifth in rebounds per game and 28th in blocks per game... Posted 31 double-doubles (1-14th in NBA)... Scored a season-high 22 points (6-8 FG, 10-12 FT) to go with 14 rebounds at Phoenix on Dec. 23... Posted 23 rebounds along with 12 points vs. Phoenix on April 8... Matched his season-high in scoring with 22 points (5-7 FG, 12-15 FT) in addition to 15 rebounds in just 25 minutes in the season finale vs. Portland on April 15... Reeled in a season-high 25 rebounds in addition to scoring 17 points vs. New York on Nov. 26; the 25 rebounds marked the then second-most in his career and tied for the fifth-highest in Mavericks history... Grabbed his 8,000th career rebound in the first quarter at Detroit on Dec. 17, becoming the 68th player in NBA history with at least 8,000 boards...

continued...

## NBA Regular Season Statistics

YEAR	TEAM	G	MIN	FIELD GOALS		3-POINT		FREE THROWS		REBOUNDS		AST	STL	BLK	PTS	- AVERAGES -		
				FGM-FGA	PCT	FGM-FGA	PCT	FTM-FTA	PCT	OFF-DEF	TOT					RPG	APG	PPG
01-02	Chicago	71	1389	151-304	.497	0-0	—	134-222	.604	114-229	343	54	28	93	436	4.8	0.8	6.1
02-03	Chicago	75	1827	257-484	.531	0-0	—	177-291	.608	169-345	514	76	37	106	691	6.9	1.0	9.2
03-04	Chicago	35	782	67-158	.424	0-1	.000	79-118	.669	82-188	270	23	17	43	213	7.7	0.7	6.1
04-05	Chicago	80	2189	207-419	.494	0-2	.000	226-336	.673	261-514	775	65	69	141	640	9.7	0.8	8.0
05-06	Chicago	79	2121	160-283	.565	0-1	.000	97-193	.503	265-449	714	81	41	104	417	9.0	1.0	5.3
06-07	New Orleans	73	2525	292-468	.624	0-1	.000	106-201	.527	320-584	904	66	37	129	690	12.4	0.9	9.5
07-08	New Orleans	79	2783	377-605	.623	0-1	.000	175-295	.593	322-606	928	81	45	84	929	11.7	1.0	11.8
08-09	New Orleans	45	1445	160-283	.565	0-0	—	77-133	.579	163-230	393	22	15	56	397	8.7	0.5	8.8
09-10	Charlotte	51	1163	109-190	.574	0-0	—	115-157	.732	114-206	320	16	17	55	333	6.3	0.3	6.5
10-11	Dallas	74	2059	266-407	.654	0-0	—	216-295	.732	206-486	692	32	36	80	748	9.4	0.4	10.1
11-12	New York	62	2061	241-355	.679	0-2	.000	217-315	.689	212-400	612	56	56	89	699	9.9	0.9	11.3
12-13	New York	66	2164	255-400	.638	0-0	—	179-258	.694	269-434	703	62	42	75	689	10.7	0.9	10.4
13-14	New York	55	1662	191-322	.593	0-1	.000	98-155	.632	159-370	529	59	36	63	480	9.6	1.1	8.7
14-15	Dallas	75	2286	293-440	.666	0-0	—	185-257	.720	294-570	864	84	42	91	771	11.5	1.1	10.3
15-16	Phoenix	66	1618	183-314	.583	0-1	.000	106-171	.620	175-401	576	64	36	44	472	8.7	1.0	7.2
16-17	Phoenix	47	1298	153-228	.671	0-0	—	91-124	.734	154-385	539	30	33	24	397	11.5	0.6	8.4
<b>TOTALS</b>		<b>1033</b>	<b>29372</b>	<b>3362-5660</b>	<b>.594</b>	<b>0-10</b>	<b>.000</b>	<b>2278-3521</b>	<b>.647</b>	<b>3279-6397</b>	<b>9676</b>	<b>871</b>	<b>587</b>	<b>1277</b>	<b>9002</b>	<b>9.4</b>	<b>0.8</b>	<b>8.7</b>

## NBA Playoff Statistics

YEAR	TEAM	G	MIN	FIELD GOALS		3-POINT		FREE THROWS		REBOUNDS		AST	STL	BLK	PTS	- AVERAGES -		
				FGM-FGA	PCT	FGM-FGA	PCT	FTM-FTA	PCT	OFF-DEF	TOT					RPG	APG	PPG
04-05	Chicago	6	172	19-40	.475	0-0	—	32-46	.696	29-29	58	8	1	13	70	9.7	1.3	11.7
05-06	Chicago	6	104	4-6	.667	0-0	—	3-10	.300	8-19	27	3	2	2	11	4.5	0.5	1.8
07-08	New Orleans	12	412	43-68	.632	0-0	—	10-16	.625	45-78	123	5	5	20	96	10.3	0.4	8.0
08-09	New Orleans	4	94	6-12	.500	0-0	—	3-6	.500	8-13	21	2	2	1	15	5.3	0.5	3.8
09-10	Charlotte	4	60	6-11	.545	0-0	—	2-3	.667	3-7	10	2	2	3	14	2.5	0.5	3.5
10-11	Dallas	21	680	57-98	.582	0-0	—	53-78	.679	79-114	193	8	13	19	167	9.2	0.4	8.0
11-12	New York	5	167	11-25	.440	0-0	—	9-15	.600	18-27	45	4	7	7	31	9.0	0.8	6.2
12-13	New York	12	350	28-52	.538	0-0	—	12-16	.750	40-48	88	4	8	14	68	7.3	0.3	5.7
14-15	Dallas	5	160	19-29	.655	0-0	—	13-26	.500	27-27	54	1	3	6	51	10.8	0.2	10.2
<b>TOTALS</b>		<b>75</b>	<b>2199</b>	<b>193-341</b>	<b>.566</b>	<b>0-0</b>	<b>—</b>	<b>137-216</b>	<b>.634</b>	<b>257-362</b>	<b>619</b>	<b>37</b>	<b>43</b>	<b>85</b>	<b>523</b>	<b>8.3</b>	<b>0.5</b>	<b>7.0</b>

## Career Highs

**POINTS** – 28 (11/26/12, New York at Brooklyn)

**REBOUNDS** – 28 (2/27/13, New York vs. Golden State)

**ASSISTS** – 6 (4/11/02, Chicago at New York)

**BLOCKS** – 7 (3 times, last 1/27/07, New Orleans vs. Utah)

**STEALS** – 5 (3/18/03, Chicago vs. Atlanta)

**FGM** – 12 (11/26/12, New York at Brooklyn)

**FGA** – 17 (2 times, last 1/5/08, New Orleans at Phoenix)

**3-PT FGM** – 0

**3-PT FGA** – 1 (10 times, last 10/31/15 at Portland)

**FTM** – 14 (11/5/03, Chicago at Orlando)

**FTA** – 16 (2 times, last 11/26/10, Dallas at San Antonio)

**MINUTES** – 50 (12/1/07, New Orleans vs. Dallas)

## Tyson Chandler... continued

Missed three games to a left hip injury (Feb. 25-March 2), one to back spasms (Dec. 28), one to a left ankle injury (Feb. 11) and two to rest (Jan. 14, April 13)... **PLAYOFFS:** Started all five of Dallas' First Round playoff games against in a 4-1 series loss to Houston, averaging 10.2 points and 10.8 rebounds in 32.0 minutes... Posted two double-doubles in the series... **2013-14:** Averaged 8.7 points (59.3 FG%), 9.6 rebounds, 1.1 blocks and 30.2 minutes in 55 games (55 starts) in his third season with New York... Posted 16 double-doubles... Had season-high 19 points (6-9 FG, 7-8 FT) to go along with 16 rebounds at Miami on Feb. 27... Recorded season-high 23 rebounds in addition to 10 points at Atlanta on Feb. 22... Missed 20 games (Nov. 8-Dec. 16) after suffering a non-displaced fracture of his right fibula vs. Charlotte on Nov. 5... Also missed four games to an upper respiratory infection and two for personal reasons... **2012-13:** Averaged 10.4 points (63.8 FG%), 10.7 rebounds, 1.1 blocks and 32.8 minutes in 66 games (all starts) as he earned his first All-Star appearance in his second season with New York... Also earned his third straight NBA All-Defensive team honor, being named to the First Team for the first time... Recorded 20 double-doubles and four games with 20+ rebounds, including a career-long streak that tied a Knicks record by doing so in three straight games from Feb. 1-Feb. 4... Had 20 rebounds vs. Milwaukee on Feb. 1, 20 vs. Sacramento on Feb. 2 and 20 vs. Detroit on Feb. 4 to match Willis Reed (twice), Walt Bellamy (1965-66) and Johnny Green (1961-62) for longest in Knicks history... Scored career-high 28 points (12-13 FG) in overtime loss at Brooklyn on Nov. 26... Pulled down a career-high 28 rebounds (10 offensive) to go with 16 points to help offset 54 points from Stephen Curry in win over Golden State on Feb. 27... In addition to being a career-high, the 28 rebounds were an NBA season-high for a non-overtime game... Had seven points and eight rebounds in 17 minutes for the East in the 2013 All-Star Game... Recorded his 1,000th career block vs. Brooklyn on Dec. 19... Missed 16 of the season's final 20 games: 10 due to a left knee contusion and six to a bulging disc in neck... **PLAYOFFS:** Averaged 5.7 points, team-high 7.3 rebounds, 1.2 blocks and 29.2 minutes in 12 games (all starts) as the Knicks advanced to the Eastern Conference Semifinals... Posted one double-double... **2011-12:** In his first season with New York, averaged 11.3 points, 9.9 rebounds (ninth in NBA) and 1.4 blocks in 62 games (62 starts)... Shot a career-high and league-leading 67.9 FG% (241-355), at the time the third-highest mark among qualifiers in NBA history... 67.9 FG% set a Knicks record as he joined Kenny Sears (1958-59 and 1959-60) as the only Knicks to lead the NBA in the category... Named NBA Defensive Player of the Year, becoming first player in Knicks history to win the award... Also named to NBA All-Defensive Second Team for second straight season... Named to All-NBA Third Team, his first career All-NBA honor... Recorded team-high 20 double-doubles... Established career-high with six games of 20+ points... Scored a season-high 25 points at Washington on Feb. 8... Missed two games to a strained left hamstring and two games to rest... **PLAYOFFS:** Averaged 6.2 points, 9.0 rebounds and 1.4 blocks in five-game First Round playoff loss to Miami... **2010-11:** In first and only season of his first tenure with Dallas, averaged 10.1 points (65.4 FG%), 9.4 rebounds (10th in NBA), 1.1 blocks and 27.8 minutes in 74 games (all starts)... Named to NBA All-Defensive Second Team and finished third in voting for NBA Defensive Player of the Year honors, trailing only Dwight Howard and Kevin Garnett... Led champs with 18 double-doubles... Scored a season-high 23 points (10-14 FG, 3-4 FT) to go with 13 rebounds at Washington on Feb. 26... Grabbed a season-high 18 boards on five occasions... Set a Mavericks record for most rebounds in a period with 14 in the third quarter vs. Minnesota on Dec. 1... Missed three games due to illness (Dec. 7, Jan. 15-17), three games to a right ankle sprain (March 4-7) and two games to a lower back contusion (April 3-6)... **PLAYOFFS:** Averaged 8.0 points (58.2 FG%), team-high 9.2 rebounds, 0.9 blocks and 32.4 minutes in 21 starts for the NBA Champion Mavericks... In six NBA Finals games, averaged 9.7 points (59.4 FG%), 8.8 rebounds, 1.2 blocks and 1.2 steals in 37.3 minutes... Posted three double-doubles in the postseason, including one in the Finals (Game 4) and a playoff-career-high 20 rebounds to go with 14 points in Game 5 of the First Round vs. Portland... **2009-10:** In first and only season with Charlotte, averaged 6.5 points (57.4 FG%), 6.3 rebounds and 22.8 minutes in 51 games (27 starts)... Shot a career-best 73.2 FT% (115-157)... Missed 22 games with a stress reaction in his left foot and seven games with soreness in his left foot and ankle... **PLAYOFFS:** In four First Round games against Orlando, averaged 3.5 points, 2.5 rebounds and 15.0 minutes... **2008-09:** Averaged 8.8 points (56.5 FG%), 8.7 rebounds, 1.2 blocks and 32.1 minutes in 45 games (all starts) in his third season with New Orleans... Posted 15 double-doubles... **PLAYOFFS:** In four First Round games against Denver, averaged 3.8 points, 5.3 rebounds and 23.5 minutes... **2007-08:** In second season with New Orleans, averaged a double-double for the first time in his career with a career-high 11.8 points to go with 11.7 rebounds (third in NBA), in addition to 1.1 blocks and a career-high 35.2 minutes in 79 games (all starts)... Ranked second in the NBA with a 62.3 FG% (377-605)... Posted a career-high 38 double-doubles (12th in NBA)... Led the NBA in offensive rebounding (4.1) for second straight year and set Hornets record for rebounds in a season (92B), breaking his own record from the previous season... Other Hornets records he set or tied this season: tied his own record of 12 offensive rebounds in a game (Dec. 17 at Portland), set records of 13 defensive rebounds and 17 total rebounds in a half (Jan. 16 vs. Seattle), tied record of eight consecutive field goals made in a half (first half at Miami on April 2)... Had second career 20-20 game with 22 points and 22 rebounds at Golden State on Jan. 4... **PLAYOFFS:** Averaged 8.0 points (playoff-best 63.2 FG%), 10.3 rebounds, 1.7 blocks and 34.3 minutes in 12 games (all starts) of a First Round win against Dallas and a seven-game Conference Semifinals series against San Antonio... **2006-07:** In first season with New Orleans/Oklahoma City, averaged 9.5 points (62.4 FG%), career-high 12.4 rebounds (second in NBA), career-high 1.8 blocks and 34.6 minutes in 73 games (all starts)... Led NBA in offensive rebounding with 4.4 per game... Broke Hornets record for rebounds in a season with 904 (901 by Larry Johnson, 1991-92)... Posted 34 double-doubles... Also recorded a league- and career-high five games with 20+ rebounds... Had first career 20-20 game with season-high 22 points and 22 rebounds vs. L.A. Lakers on March 23... Recorded season-highs and Hornets records with 23 total rebounds and 12 offensive rebounds at Memphis on March 27... Tied career-high with seven blocks vs. Utah on Jan. 27... **2005-06:** In his fifth and final season with Chicago, averaged 5.3 points (56.5 FG%), 9.0 rebounds, 1.3 blocks and 26.9 minutes in 79 games (50 starts)... Posted nine double-doubles... **PLAYOFFS:** Averaged 1.8 points, 4.5 rebounds and 17.3 minutes in six games of First Round series against Miami... **2004-05:** Played in a career-high 80 games (10 starts), averaging 8.0 points (49.4 FG%), 9.7 rebounds (10th in NBA), 1.8 blocks (13th in NBA) and 27.4 minutes in his fourth season with Chicago... Recorded 21 double-doubles... Tied career-high with seven blocks vs. Milwaukee on Dec. 16... **PLAYOFFS:** In first postseason series, averaged 11.7 points (47.5 FG%), 9.7 rebounds, 2.2 blocks and 29.0 minutes in six-game First Round loss against Washington... In Game 5, scored playoff-career-high 22 points (9-11 FG) in addition to 10 rebounds off the bench... Posted a double-double in each of the series' final four games... **2003-04:** Limited to a career-low 35 games (eight starts), averaged 6.1 points (42.4 FG%), 7.7 rebounds, 1.2 blocks and 22.3 minutes in his third season with Chicago... Missed a total of 47 games, 43 due to low back pain... **2002-03:** In second career season, averaged 9.2 points (53.1 FG%), 6.9 rebounds, 1.4 blocks and 24.4 minutes in 75 games (68 starts)... Posted 13 double-doubles... Set career-high with seven blocks

at Philadelphia on Feb. 12... Had career-high five steals vs. Atlanta on March 18... Played for the Sophomore Team (four points, six rebounds, 17 minutes) in the Rookie Challenge at NBA All-Star Weekend in Atlanta... Missed six games due to esophagitis... **2001-02:** As a NBA rookie with Chicago, averaged 6.1 points, 4.8 rebounds, 1.3 blocks and 19.6 minutes in 71 games (31 starts)... Among NBA rookies finished sixth in rebounding and fifth in blocks... Recorded seven double-doubles... Made NBA debut at age 19 and 29 days on Oct. 31 vs. Indiana... Recorded 16 points, 15 rebounds and a career-high six assists in win over New York on April 11... Missed seven games to injury, including a sprained right ankle, mid-back strain and hyper-extended left pinky.

## International Career

Represented the U.S. in undefeated, gold medal performances at the 2012 Olympic Game, the 2010 FIBA World Championship and the 2007 FIBA Americas Championship... Named a member of the 2014-16 USA Men's National Team in 2014... Started in all eight games at 2012 Olympics, averaging 4.0 points (70.0 FG%) and 4.0 rebounds to help the U.S. to an 8-0 record and the gold medal... Played in all nine games (2.6 points, 2.7 rebounds) with the 2010 USA World Championship Team that went 9-0 and won the USA's first gold at the event since 1994... Was a member of the 2007 FIBA Americas Championship Team roster that went 10-0 and won gold to qualify for the 2008 Olympics, averaging 2.1 points and 3.6 rebounds in 10 games... Holds a perfect 36-0 record in tournament and pre-tournament games as a member of USA Basketball national teams.

## High School

Went to NBA straight out of high school after being named to the Parade Magazine All-American First Team as a senior in 2001 at Dominguez H.S. in Compton, Calif... Also named a McDonald's All-American in 2001... Averaged 26 points, 15 rebounds and eight blocks per game as a senior, leading the Dons to a 31-4 record and a third straight CIF Division II State Championship... Was a two-time California Mr. Basketball in 2000 and 2001, only the fifth multi-time winner and the first since Jason Kidd... As a freshman was a teammate of Tayshaun Prince at Dominguez... Attended same high school as former Suns Dennis Johnson and Cedric Ceballos.


## Personal

Full name is Tyson Cleotis Chandler... Born on Oct. 2, 1982 in Hanford, Calif... Son of the late Vernie Threadgill... He and his wife, Kimberly, were married in 2005 and have three children: Sacha-Marie, Tyson II and Sayge... Kimberly is a writer and journalist with a degree from Columbia College in Chicago who has contributed to Style.com and Essence.com... Grew up on a farm in central California where he developed a close relationship with his grandfather, Cleo Threadgill, who passed away in the summer of 2015... His grandfather nailed a backboard to a tree that he first played on when he was young... Would wake up before dawn to do work on the farm as a child, establishing his work ethic... With an eye for fashion, was subject of a feature by GQ Magazine, "The Slickest Seven-Footer in the Game" in spring 2013... With Kimberly, has worked with eyeglasses designer Selima Optique to develop a line of sunglasses... In 2013, he and his wife were part of the producing team for the Tony Award-nominated revival "The Trip to Bountiful"... Active in working UNICEF, traveling with Kimberly to Africa to visit UNICEF-supported programs that provide children with life and vocational skills training and health centers for mothers of children with HIV/AIDS... Active with Delete Blood Cancer DKMS, where Kimberly serves as a board member, which seeks bone marrow donations... Along with Kimberly, the two were named inaugural Delete Blood Cancer Ambassadors in 2014... Has also been active with Special Olympics and the Susan G. Komen Race for the Cure... Follow on Twitter @TysonChandler



# Marquese Chriss

#0


**Forward**    **6-10**    **240**    **Current NBA Season: 2**
**Born: 7/2/97, Sacramento, CA**    **College: Washington**
**Acquired: Rights from Sacramento on June 23, 2016, for the rights to the 13th (Georgios Papagiannis) and 28th (Skal Labissiere) picks of the 2016 NBA Draft, the rights to Bogdan Bogdanovic and a future second-round pick**
**Status: Signed through 2019-20**

## 2016-17

Played in five of the Suns' games at NBA Summer League 2017 in Las Vegas, averaging 14.4 points, 6.0 rebounds and 1.0 blocks in 25.8 minutes... Named to All-NBA Rookie Second Team was one of just two first-year players along with Joel Embiid to finish in the top 10 on the rookie leaderboard in scoring average (8th), rebounds per game (5th), field goal percentage (6th), steals per game (7th) and blocks per game (3rd), doing so despite not ranking in the top 10 in minutes per game... Averaged 9.2 points (44.9 FG%), 4.2 rebounds, 0.85 blocks, 0.82 steals and 21.3 minutes while being the only Sun to play all 82 games (75 starts)... Showing his versatile game, totaled at least 65 each of three-point makes (72), steals (67) and blocks (70), just the third NBA rookie ever to do so joining Shane Battier and Jerry Stackhouse... After the All-Star break averaged 12.7 points (5th among rookies) on 49.8 FG% and 36.0 3FG% in addition to 5.9 rebounds (5th), 1.44 blocks (1st) and 0.92 steals (8th)... Led 2016-17 rookies in games started (75) and dunks (103; 16th overall in NBA)... Only Walter Davis (81) and Alvan Adams (79) had more starts as rookies in Suns history and his 75 starts while a teenager are the most in Suns history... Won NBA Western Conference Rookie of the Month for January (more under AWARDS AND RECOGNITION)... Recorded 29 games scoring in double-digits, including six with 20+ points... Ranked 1-4th among rookies with six 20-point games... Posted four games with 10+ rebounds and three double-doubles... Scored 10+ points in a season-long five straight from March 15-23, including consecutive games with 20+ from March 21-23... Scored a career-high 27 points (9-16 FG, 3-5 3FG, 6-9 FT) vs. Milwaukee on Feb. 4... Set career-high with 13 rebounds to go with 19 points for his third double-double at Portland on April 1... Also had double-doubles on March 23 at Brooklyn (23 points, 11 rebounds) and had the first of his career vs. New York on Dec. 13 (14 points, 12 rebounds)... Blocked a career-high five shots (most by a Suns rookie since Amar'e Stoudemire) vs. Boston on March 5; matched his career-high with five blocks vs. Sacramento on March 15... Swiped a career-high four steals vs. LA Clippers on Feb. 1... Had first career double-digit scoring game with 16 points vs. Brooklyn on Nov. 12... Made first career start on Nov. 8 at Portland, starting every game for the remainder of the season... On March 23 at Brooklyn, was the youngest player (19 years, 264 days) as the Suns started the youngest lineup in NBA history with an average age of 21 years, 14 days; started alongside Derrick Jones, Devin Booker, Tyler Ulis and Alex Len... Along with Dragan Bender, Booker and Jones was one of four teenagers on Suns opening night roster, the first team in NBA history with four teens (no previous team had as many as three).

### AWARDS AND RECOGNITION

Named to 2016-17 All-NBA Rookie Second Team... Named NBA Western Conference Rookie of the Month for January 2017... Played in the BBVA Compass Rising Stars Challenge at NBA All-Star 2017.

### NBA Regular Season Statistics

YEAR TEAM	G	MIN	FIELD GOALS		3-POINT		FREE THROWS		REBOUNDS			- AVERAGES -					
			FGM-FGA	PCT	FGM-FGA	PCT	FTM-FTA	PCT	OFF-DEF	TOT	AST	STL	BLK	PTS	RPG	APG	PPG
16-17 Phoenix	82	1743	284-632	.449	72-224	.321	113-181	.624	96-252	348	60	67	70	753	4.2	0.7	9.2

### Career Highs

**POINTS - 27** (2/4/17 vs. Milwaukee)

**REBOUNDS - 13** (4/1/17 at Portland)

**ASSISTS - 4** (2 times, last 4/5/17 vs. Golden State)

**BLOCKS - 5** (2 times, last 3/15/17 vs. Sacramento)

**STEALS - 4** (2/1/17 vs. LA Clippers)

**FGM - 9** (2 times, last 3/30/17 vs. LA Clippers)

**FGA - 19** (4/11/17 at Sacramento)

**3-PT FGM - 3** (5 times, last 3/23/17 at Brooklyn)

**3-PT FGA - 8** (3/15/17 vs. Sacramento)

**FTM - 8** (3/21/17 at Miami)

**FTA - 10** (3/21/17 at Miami)

**MINUTES - 40** (4/11/17 at Sacramento)





## CAREER NOTES


Selected by the Sacramento Kings with the eighth overall pick (first round) in the 2016 NBA Draft before being traded to the Suns on draft night in exchange for the rights to the 13th (Georgios Papagiannis) and 28th (Skal Labissiere) overall picks, a future second-round pick and the rights to Bogdan Bogdanovic... Became the third Washington player to be selected eighth overall, joining Detlef Schrempf (1985) and Terrence Ross (2012); the only Washington player selected higher is Brandon Roy at sixth overall in 2006... Made professional debut with the Suns at NBA Summer League 2016... Averaged 10.0 points and 9.0 rebounds in three games, including a 15-point, 14-rebound performance against Boston on July 10.

## College

Played one season at Washington (2015-16), earning Honorable Mention Pac-12 All-Freshman Team honors after averaging 13.7 points (53.0 FG%, 35.0 3FG%), 5.4 rebounds and 1.6 blocks in 24.9 minutes in 34 games... One of just five players in the country, and the only freshman, to average at least 10.0 points, 5.0 rebounds and 1.5 blocks while shooting at least 50.0 FG% and 35.0 3FG% (min. one three-point attempt per game)... Became just the ninth freshman to record such a season in college basketball dating back to 1993-94, joining a list that includes notable names Chris Bosh, Keith Van Horn, Jeff Green and Michael Beasley... Led Pac-12 freshmen with 55 total blocks, also surpassing Spencer Hawes' record for most by a freshman in school history... Was the youngest player in the Pac-12... Scored in double figures in 13 of 18 league games and 20 times overall, including four double-doubles... Scored 10+ points in 11 straight games... Scored a career-high 29 points in addition to grabbing 10 rebounds in his second career game against Mount St. Mary's on Nov. 19... Grabbed a season-high 12 rebounds and scored 13 points in a win vs. USC on Jan. 3... Had a career-high six blocks in addition to 18 points and 10 rebounds at Colorado on Feb. 13... **HIGH SCHOOL:** Began playing organized basketball as a freshman quickly developed into a three-year starter at Pleasant Grove HS in Elk Grove, Calif... Averaged 21.9 points, 11.6 rebounds and 3.1 blocks as a senior and was selected to play in the 2015 Ballislife All-American Game... As a junior averaged 19.0 points, 11.7 rebounds and 2.0 blocks... Was the starting center on Pleasant Grove's 2013 CIF Division I title team.

## Personal

Born Marquese De'Shawn Chriss in Sacramento, Calif. on July 2, 1997... Parents are Shawntae and Michael Wright... Has one sister, Iyanna, and one brother, Michael... Nickname is Quese... Began playing organized basketball as a freshman in high school... Was nearly cut from the team his freshman year due to his inexperience and there already being several post players on the team... Prior to basketball was a promising football player before he broke his collarbone and his mom encouraged him to switch sports... Displayed his football-throwing ability by launching a bomb over 65 yards when the Suns attended an Arizona Cardinals practice in the summer of 2016... Follow on Twitter @Quese\_22



# Troy Daniels #30



**Guard**      **6-4**      **205**      **Current NBA Season: 5**

**Born: 7/15/91, Roanoke, VA**      **College: VCU**

**Acquired: From Memphis with a 2018 second-round pick in exchange for a conditional 2018 second-round pick on Sept. 22, 2017**

**Status: Signed through 2018-19**

## 2016-17

Acquired by Suns from Memphis on Sept. 22, 2017 along with a 2018 second-round pick in exchange for a Suns' conditional 2018 second-round pick... Appeared in 67 games (three starts) and averaged career highs nearly across the board with 8.2 points and 1.5 rebounds in 17.7 minutes in his fourth NBA season and first with the Grizzlies... Shot 37.4 percent from the field, 38.9 percent from three-point range and 79.6 percent from the free throw line... Ranked third in the NBA three-pointers made off the bench (134) behind only Houston's Eric Gordon (206) and Lou Williams (161)... Set the Grizzlies single-season franchise record for three-pointers made off the bench (previous: Mike Miller, 121 in 2005-06)... Scored in double figures 23 points, including seven games with at least 20 points and one game with at least 30 points... Averaged 21.6 points on 48.7 percent shooting and 47.2 percent three-point shooting over a five-game stretch from Nov. 30-Dec. 6... Exploded for a career-high 31 points (12-23 FG, 6-12 3FG) from the second unit, setting personal bests for field goals made and attempted, on Dec. 3 vs. L.A. Lakers... The 31-point breakout included 23 points in the first half, setting a franchise record for points in any half by a reserve (previous: Mike Miller, 22 on Dec. 31, 2006 at Houston)... Joined Mike Miller (twice), Lance Stephenson and Stromile Swift as the only players in franchise history to record a 30-game game off the bench... Followed up with 29 points (10-20 FG, 7-11 3FG) in a career-high tying 44 minutes in a double-overtime victory two days later on Dec. 5 at New Orleans... Became the second player in club history (Mike Miller) to make at least a half-dozen threes in consecutive games and the first Grizzlies player to make at least seven threes off the bench since Wayne Ellington (Nov. 11, 2012 vs. Miami)... Scored all of his 22 points in the fourth quarter on Dec. 29 vs. Oklahoma City, tying the franchise record for points in a single quarter (other: Greg Anthony on Dec. 7, 1995 vs. Detroit)... Made six threes in the fourth quarter in that game against the Thunder, setting the franchise record for threes in a quarter... Made at least three three-pointers in five consecutive games from Dec. 29-Jan. 6, the longest streak by a Grizzlies player since Juan Carlos Navarro's five-game streak in November-December 2007... Scored 21 points and tied a season-high with seven threes on March 31 vs. Dallas... Sidelined three games (Jan. 21-27) with a Grade 1 sprain of the MCL in his right knee sustained in the first half on Jan. 20 vs. Sacramento... **PLAYOFFS:** Made six appearances off the bench in the Grizzlies' First Round series against San Antonio, averaging 1.5 points and 11.4 minutes.

### NBA Regular Season Statistics

YEAR TEAM	G	MIN	FIELD GOALS		3-POINT		FREE THROWS		REBOUNDS		AST	STL	BLK	PTS	-AVERAGES-		
			FGM-FGA	PCT	FGM-FGA	PCT	FTM-FTA	PCT	OFF-DEF	TOT					RPG	APG	PPG
13-14 Houston	5	75	15-31	.484	12-25	.480	0-0	---	0-4	4	5	0	0	42	0.8	1.0	8.4
14-15 Hou/Min/Cha	47	397	61-165	.370	43-118	.364	11-13	.846	8-25	33	22	6	1	176	0.7	0.5	3.7
15-16 Charlotte	43	476	89-187	.476	59-122	.484	5-9	.556	7-50	57	21	11	3	242	1.3	0.5	5.6
16-17 Memphis	67	1183	185-495	.374	138-355	.389	43-54	.796	22-78	100	46	20	4	551	1.5	0.7	8.2
<b>TOTALS</b>	<b>162</b>	<b>2131</b>	<b>350-878</b>	<b>.399</b>	<b>252-620</b>	<b>.406</b>	<b>59-76</b>	<b>.776</b>	<b>37-157</b>	<b>194</b>	<b>94</b>	<b>37</b>	<b>8</b>	<b>1011</b>	<b>1.2</b>	<b>0.6</b>	<b>6.2</b>

### NBA Playoff Statistics

YEAR TEAM	G	MIN	FIELD GOALS		3-POINT		FREE THROWS		REBOUNDS		AST	STL	BLK	PTS	-AVERAGES-		
			FGM-FGA	PCT	FGM-FGA	PCT	FTM-FTA	PCT	OFF-DEF	TOT					RPG	APG	PPG
13-14 Houston	4	68	9-17	.529	8-15	.533	5-5	1.000	3-6	9	1	2	0	31	2.3	0.3	7.8
15-16 Charlotte	4	18	1-8	.125	0-3	.000	0-0	---	0-2	2	0	0	0	2	0.5	0.0	0.5
16-17 Memphis	6	68	3-9	.333	3-9	.333	0-0	---	1-4	5	2	2	0	9	0.8	0.3	1.5
<b>TOTALS</b>	<b>14</b>	<b>154</b>	<b>13-34</b>	<b>.382</b>	<b>11-27</b>	<b>.407</b>	<b>5-5</b>	<b>1.000</b>	<b>4-12</b>	<b>16</b>	<b>3</b>	<b>4</b>	<b>0</b>	<b>42</b>	<b>1.1</b>	<b>0.2</b>	<b>3.0</b>

### Career Highs

**POINTS - 31** (12/3/16, Memphis vs. L.A. Lakers)

**REBOUNDS - 7** (1/25/16, Charlotte at Sacramento)

**ASSISTS - 5** (4/16/14, Houston at New Orleans)

**BLOCKS - 1** (8 times, last 12/16/16, Memphis vs. Sacramento)

**STEALS - 3** (2/24/17, Memphis at Indiana)

**FGM - 12** (12/3/16, Memphis vs. L.A. Lakers)

**FGA - 23** (12/3/16, Memphis vs. L.A. Lakers)

**3-PT FGM - 8** (1/25/16, Charlotte at Sacramento)

**3-PT FGA - 13** (4/15/15, Charlotte at Toronto)

**FTM - 4** (4 times, last 1/13/17, Memphis at Houston)

**FTA - 5** (12/1/16, Memphis vs. Orlando)

**MINUTES - 44** (2 times, last 12/5/16, Memphis at N.O.)

## AWARDS AND RECOGNITION

All-NBA G League Third Team for 2013-14... NBA G League All-Star in 2014... NBA G League All-Rookie Second Team in 2013-14.

## CAREER NOTES

Four-year NBA veteran holds career averages of 6.2 points, 1.2 rebounds and 13.2 minutes in 162 games (four starts) with Houston, Minnesota, Charlotte and Memphis... Holds a career three-point mark of 40.6 percent, 10th-best in the NBA since 2013-14 among those with at least 250 makes... In four career starts, has averaged 7.8 points (45.0 3FG%) and 2.0 rebounds in 24.3 minutes... Has 37 career games with 10+ points, 10 with 20+ points and one with 30+ points... Has appeared in 14 career playoff games over three postseasons with Houston, Charlotte and Memphis, averaging 3.0 points (40.7 3FG%) and 1.1 rebounds in 11.0 minutes...

**TRANSACTIONS:** Undrafted in the 2013 NBA Draft... Signed by Charlotte as a free agent on Sept. 23, 2013... Waived by Charlotte on Oct. 10, 2013... Signed by Houston as a free agent on Oct. 17, 2013... Waived by Houston on Oct. 26, 2013... Called up from the Rio Grande Valley Vipers of the NBA G League and signed by Houston on Feb. 21, 2014... Signed a multi-year contract with Houston on July 14, 2014... Traded by Houston with a conditional 2015 second-round draft pick (from Sacramento), a 2016 second-round draft pick (from Houston) and cash considerations to Minnesota for Corey Brewer and Ronny Turiaf on Dec. 19, 2014... Traded by Minnesota with Mo Williams and cash considerations to Charlotte for Gary Neal and a 2019 second-round pick (from Miami) on Feb. 10, 2015... Signed-and-traded by the Charlotte Hornets to the Memphis Grizzlies for cash considerations on July 12, 2016... Traded by Memphis with a 2018 second-round pick to the Suns in exchange for a conditional 2018 second-round pick on Sept. 22, 2017... **2015-16:** Came off the bench in all 43 appearances for Charlotte and averaged 5.6 points and 1.3 rebounds in 11.1 minutes while shooting 47.6 percent from the field, 48.4 percent from three-point range and 55.6 percent from the free throw line... Scored in double figures seven times, including one game with at least 20 points... Scored a then career-high 28 points (10-15 FG) and tied a franchise record with eight three-pointers (on 11 attempts) on Jan. 25 at Sacramento... Missed two games from Oct. 28-30 due to a left hamstring strain and one game on Nov. 23 due to personal reasons... **PLAYOFFS:** Appeared in four games (zero starts) during the seven-game First Round series against Miami and averaged 0.5 points and 0.5 rebounds in 4.5 minutes while shooting 12.5 percent from the field and 20.0 percent from the free throw line... **2014-15:** Split the season between Houston, Minnesota and Charlotte and averaged 3.7 points and 0.7 rebounds in 8.4 minutes in 47 games (zero starts)... Appeared in 17 games for Houston and averaged 2.7 points in 6.4 minutes before being traded to Minnesota on Dec. 19... Appeared in 19 contests for Minnesota and averaged 2.8 points and 1.0 rebounds in 8.1 minutes before being traded to Charlotte on Feb. 10... Appeared in 11 games for Charlotte and averaged 7.0 points in 12.3 minutes while shooting 45.8 percent from the field, 47.2 percent from three-point range and 85.7 percent from the free throw line... Scored in double figures five times, including one game with at least 20 points... Scored 24 points, including six three-pointers, on April 15 at Toronto... **2013-14:** Split his first professional season with the Rio Grande Valley Vipers of the NBA G League and Houston... Appeared in 48 games (37 starts) for Rio Grande Valley and averaged 21.5 points, 4.6 rebounds, 1.9 assists and 1.10 steals in 35.4 minutes... Set a G League single-season record for three-point field goals made (240)... Signed with Houston as a free agent on Feb. 21 and made his NBA debut on March 5 at Orlando... Appeared in five games for Houston and averaged 8.4 points in 15.0 minutes while shooting 48.4 percent from the field and 48.0 percent from three-point range... Scored in double figures twice, including a season-high 22 points, making six three-pointers, in the season finale on April 14 at New Orleans... **PLAYOFFS:** Came off the bench in four games during the Rockets' six-game First Round series with Portland and averaged 7.8 points and 2.3 rebounds in 17.0 minutes while shooting 52.9 percent from the field, 53.3 percent from three-point range and 100 percent from the free throw line... Scored nine points in his NBA Playoffs debut in Game 3 on April 25 at Portland, knocking down the go-ahead three-pointer with 12.0 seconds remaining in the fourth quarter... Scored 17 points (5-7 FG, 4-5 3FG) in 21 minutes in Game 4 on April 27 at Portland.

## College

Played four seasons at Virginia Commonwealth University, appearing in 122 games (58 starts) for the Rams, and averaged 7.5 points and 2.2 rebounds in 17.3 minutes while shooting 38.8 percent from the field, 38.7 percent from three-point range and 78.2 percent from the free throw line... Finished his collegiate career ranked second in school history with 251 three-point field goals... Owns the top two single-season three-point field goal totals in program history with 124 as a senior and 94 as a junior... As a senior in 2012-13, started all 36 games and averaged 12.3 points and 3.1 rebounds in 26.2 minutes while shooting 41.7 percent from the field, 40.3 percent from three-point range and 70.4 percent from the free throw line... Led the Atlantic 10 Conference in three-point field goals and ranked 10th in three-point field goal percentage... Set a school and Atlantic 10 record with 11 three-pointers on Jan. 2 vs. East Tennessee State... As a junior in 2011-12, appeared in 36 games (20 starts) and averaged 10.0 points, 3.3 rebounds and 1.17 steals in 24.3 minutes while shooting 37.2 percent from the field, 38.1 percent from three-point range and 84.3 percent from the free throw line... Led the Colonial Athletic Association in three-point field goals (94) and ranked seventh in three-point field goal percentage... As a sophomore in 2010-11, appeared in 25 games (two starts) and averaged 2.2 points in 5.1 minutes... A member of the Rams' first-ever Final Four team in 2011 when the Final Four was held in Houston... As a freshman in 2009-10, came off the bench in all 25 appearances and averaged 2.2 points in 6.2 minutes... **HIGH SCHOOL:** Attended William Fleming in Roanoke, earning Roanoke Times Player of the Year honors as a senior in 2009... Averaged 17 points and six rebounds as a senior to earned first-team all-state honors in Virginia.

## Personal

Born July 15, 1991 in Roanoke, Virginia... Only child of Irving (father), Cheryl (mother) and Larry (step-father)... Majored in business at VCU... Returned to Roanoke in Aug. 2017 and through his foundation partnered with Big Brothers Big Sisters of Southwest Virginia, the Boys & Girls Club of Southwest Virginia and Roanoke City Schools' special education department to host a back-to-school shopping spree at a sporting goods store... Follow on Twitter @troydaniels

# Jared Dudley

#3



**Forward**      **6-7**      **240**      **Current NBA Season: 11**

**Born: 7/10/85, San Diego, CA**      **College: Boston College**

**Acquired: Signed as a free agent on July 8, 2016**

**Status: Signed through 2018-19**

## 2016-17

Underwent a left toe ligament and bone procedure on June 23, 2017... In 10th NBA season, sixth with the Suns and first in his second tenure with the team averaged 6.8 points (45.4 FG%, 37.9 3FG%, 66.2 FT%), 3.5 rebounds, 1.9 assists and 0.66 steals in 21.3 minutes in 64 appearances (seven starts)... Recorded 14 games scoring 10+ points and one game with 10+ assists... Had two season-long streaks of three consecutive games with 10+ points: Nov. 9-13 and April 2-7... Made multiple three-pointers in a career-long six straight games from Dec. 6-15... Made his 500th three-pointer in a Suns uniform at Miami on March 21, becoming the seventh player in team history to reach the milestone... Tied his career-high with 10 assists at Boston on March 24 with four of those going to Devin Booker as he scored 70; just his second career game with 10+ assists and first since 2012... Twice scored a season-high 19 points, first doing so vs. Detroit on Nov. 9 then matching it with a season-high eight field goals on April 5 vs. Golden State... Grabbed a season-high nine rebounds in addition to scoring 15 points vs. Houston on April 2... Missed one game to left foot soreness (Nov. 27), one game to dizziness (Jan. 16), one game to flu-like symptoms (Jan. 24) and two other games to illness (Feb. 1-3)... In 2016-17 GM Survey, t-2nd most votes in response to "Which active player will make the best head coach?"

### AWARDS AND RECOGNITION

2009-10 Majerle Hustle Award winner.

### NBA Regular Season Statistics

YEAR TEAM	G	MIN	FIELD GOALS		3-POINT		FREE THROWS		REBOUNDS		AST	STL	BLK	PTS	- AVERAGES -		
			FGM-FGA	PCT	FGM-FGA	PCT	FTM-FTA	PCT	OFF-DEF	TOT					RPG	APG	PPG
07-08 Charlotte	73	1384	163-348	.468	9-41	.220	87-118	.737	121-165	286	81	55	10	422	3.9	1.1	5.8
08-09 Cha/Phx	68	1155	136-285	.477	29-74	.392	71-105	.676	82-123	205	56	57	8	372	3.0	0.8	5.5
09-10 Phoenix	82	1991	225-490	.459	120-262	.458	104-138	.754	99-182	281	115	81	16	674	3.4	1.4	8.2
10-11 Phoenix	82	2140	300-629	.477	105-253	.415	162-218	.743	111-207	318	108	87	20	867	3.9	1.3	10.6
11-12 Phoenix	65	2020	312-643	.485	80-209	.383	119-164	.726	95-206	301	112	49	19	823	4.6	1.7	12.7
12-13 Phoenix	79	2170	313-669	.468	106-271	.391	129-162	.796	79-166	245	203	75	8	861	3.1	2.6	10.9
13-14 L.A. Clippers	74	1729	196-447	.438	81-225	.360	38-58	.655	36-124	160	104	41	10	511	2.2	1.4	6.9
14-15 Milwaukee	72	1717	198-423	.468	74-192	.385	48-67	.716	45-175	220	130	72	11	62	3.1	1.8	7.2
15-16 Washington	81	2098	233-487	.478	100-238	.420	72-98	.735	54-232	286	170	75	18	638	3.5	2.1	7.9
16-17 Phoenix	64	1362	157-346	.454	77-203	.379	43-65	.662	31-194	225	121	42	16	434	3.5	1.9	6.8
<b>TOTALS</b>	<b>740</b>	<b>17766</b>	<b>2233-4767</b>	<b>.468</b>	<b>781-1968</b>	<b>.397</b>	<b>873-1193</b>	<b>.732</b>	<b>753-1774</b>	<b>2527</b>	<b>1200</b>	<b>634</b>	<b>136</b>	<b>6120</b>	<b>3.4</b>	<b>1.6</b>	<b>8.3</b>

### NBA Playoff Statistics

YEAR TEAM	G	MIN	FIELD GOALS		3-POINT		FREE THROWS		REBOUNDS		AST	STL	BLK	PTS	- AVERAGES -		
			FGM-FGA	PCT	FGM-FGA	PCT	FTM-FTA	PCT	OFF-DEF	TOT					RPG	APG	PPG
09-10 Phoenix	16	377	40-86	.465	25-59	.424	17-28	.607	15-45	60	28	18	6	122	3.8	1.8	7.6
13-14 L.A. Clippers	7	45	3-11	.273	3-6	.500	0-0	—	0-6	6	2	1	0	9	0.9	0.3	1.3
14-15 Milwaukee	6	110	14-30	.467	8-14	.571	4-7	.571	3-8	11	8	12	2	40	1.8	1.3	6.7
<b>TOTALS</b>	<b>29</b>	<b>532</b>	<b>57-127</b>	<b>.449</b>	<b>36-79</b>	<b>.456</b>	<b>21-35</b>	<b>.600</b>	<b>18-59</b>	<b>77</b>	<b>38</b>	<b>31</b>	<b>8</b>	<b>171</b>	<b>2.7</b>	<b>1.3</b>	<b>5.9</b>

### Career Highs

**POINTS - 36** (12/26/12 vs. New York)

**REBOUNDS - 18** (3/5/08, Charlotte vs. Golden State)

**ASSISTS - 10** (2 times, last 3/24/17 at Boston)

**BLOCKS - 3** (3/8/12 vs. Dallas)

**STEALS - 5** (4 times, last 4/11/11 vs. Minnesota)

**FGM - 11** (2 times, last 12/26/12 vs. New York)

**FGA - 17** (2 times, last 1/9/13 at Boston)

**3-PT FGM - 7** (12/23/10 vs. Miami)

**3-PT FGA - 11** (4/2/17 vs. Houston)

**FTM - 9** (2 times, last 12/26/12 vs. New York)

**FTA - 12** (11/6/07, Charlotte vs. Phoenix)

**MINUTES - 49** (1/26/10 vs. Charlotte)

## CAREER NOTES

Holds career averages of 8.3 points, 3.4 rebounds and 0.9 steals while shooting 46.8 FG% and 39.7 3FG% over 10 seasons with Charlotte, Phoenix, the L.A. Clippers, Milwaukee and Washington, appearing in 740 career games with 260 starts... One of only four NBA players to shoot at least 36.0 3FG% in each of the past nine seasons since 2008-09 (min. 50 makes each season) along with Kyle Korver, Mike Conley and J.J. Redick... One of the game's most durable players, has played in at least 64 games in each of the past 10 seasons, one of only three players in the NBA to do so (David West, Paul Millsap)... Has 276 career games with 10+ points, 29 with 20+ and two with 30+ (career-high 36 vs. New York on Dec. 26, 2012)... 12 games with 10+ rebounds (career-high 18 rebounds vs. Golden State on March 5, 2008) and two games with 10+ assists... 12 career double-doubles... Overall, has averaged 9.3 points (47.1 FG%, 40.7 3FG%), 3.6 rebounds and 0.9 steals in 420 games (133 starts) over six seasons with the Suns, ranking third in franchise history by shooting 41.2 3FG% (Steve Nash, Raja Bell)... Also ranks 7th in Suns history with 514 three-point makes, 15th with 420 games and 21st with 373 steals... During his first tenure with the Suns from 2008-13, played in 356 of a possible 381 games... Averaged double-digits scoring in each of his final three seasons with the team from 2010-13, including career-highs of 12.7 points and 4.6 rebounds in 2011-12, also leading the team in steals in three of his first four full seasons as a Sun... Has averaged 5.9 points (44.9 FG%, 45.6 3FG%) and 2.7 rebounds in 29 career playoff games (16 with Suns)... **TRANSACTIONS:** Originally drafted by the Charlotte Bobcats with the 22nd pick of the 2007 NBA Draft... Joined the Suns after being traded along with Jason Richardson and a second-round draft pick in exchange for Raja Bell, Boris Diaw and Sean Singletary on Dec. 10, 2008... Was part of the deal that brought Eric Bledsoe to the Valley as the Suns acquired Bledsoe and Caron Butler from the Clippers as part of a three-team trade also involving Milwaukee on July 10, 2013; Suns sent Dudley to the Clippers and conveyed a future second-round pick to Milwaukee, while the Bucks received another second-round pick from L.A. and agreed to sign-and-trade J.J. Redick to the Clippers... Traded by the Clippers for a protected first-round pick to Milwaukee for Carlos Delfino, Miroslav Raduljica and a second-round pick on Aug. 26, 2014... Traded by Milwaukee to Washington for a future second-round pick on July 9, 2015... Signed a multiyear contract with the Suns on July 8, 2016...

**2015-16:** In his ninth NBA season and first with Washington, averaged 7.9 points (47.8 FG%, 42.0 3FG%), 3.5 rebounds and 2.1 assists in 25.9 minutes in 81 games (41 starts)... Ranked 7th on the NBA leaderboard by shooting 42.0 3FG%... In 41 starts, typically at power forward, averaged 10.1 points (49.0 FG%, 45.3 3FG%), 4.1 rebounds and 2.7 assists in 30.6 minutes... Among players with at least 41 starts who averaged at least one three-point make in those games, only J.J. Redick (47.5 3FG%) and Stephen Curry (45.4 3FG%) posted a higher three-point percentage as a starter than Dudley at 45.3 3FG%... Scored in double figures in 31 games, including twice reaching his season-high of 19 points... First scored 19 points at Boston on Nov. 27... Matched his season-high of 19 points in addition to grabbing a season-high nine rebounds vs. Charlotte on Dec. 19... Finished one shy of this career-high with six three-point makes vs. New Orleans on Feb. 23, finishing with 18 points... Scored 10+ points in a season-long four straight games from Jan. 16-25... The Wizards went 9-2 in the games in which he made at least three three-pointers... Posted his season-high of four steals three times (last vs. Charlotte on April 10)...

**2014-15:** Averaged 7.2 points and 3.1 rebounds in 72 games with Milwaukee... Scored season-high 24 points in 24 minutes at Atlanta on Dec. 26, making a career-high 10 field goals without a miss (including 4-4 3FG), and is the only player in NBA history to shoot 100% with



continued...



**Jared Dudley... continued**

at least 10 field goals and at least three three-pointers... Scored 10+ points on 19 occasions... **PLAYOFFS:** Averaged 6.7 points (46.7 FG%, 57.1 3FG%), and had two double-digit scoring performances in six games against Chicago... **2013-14:** Appeared in 74 games (43 starts) for the L.A. Clippers and averaged 6.9 points, 2.2 rebounds and 1.4 assists in 23.4 minutes... Clippers had record of 17-1 in games he had 10+ points... Scored 10+ points 15 times and 20+ points three times, including season-high 21 vs. Chicago on Nov. 24... **PLAYOFFS:** Played in seven of the Clippers' 13 playoff games, averaging 1.3 points in 6.4 minutes... **2012-13:** Averaged 10.9 points, 3.1 rebounds, a career-high 2.6 assists and 27.5 minutes in 79 games (50 starts) with Phoenix... Led the Suns in three-pointers made (106) and three-point field goal percentage (.391)... Averaged double-digit scoring for a third straight season... Had the best month of his career in December, averaging a career-best 15.5 points in the month (prev. 14.9 ppg, April 2011) while shooting the third-best percentage of any NBA guard in the month (Tony Parker, Dwyane Wade), and the best two-point percentage of any guard... Scored a career-high and Suns season-high 36 points, the most points by a Sun starting at small forward since Feb. 22, 2006 (44, Shawn Marion)... Recorded 42 double-digit scoring games... Team was 4-2 through his six 20-point efforts, including one 30-point game... Missed three games (one with a right wrist strain and two to a stomach virus)... **2011-12:** Averaged 12.7 points, 4.6 rebounds, 1.7 assists and 31.1 minutes in 65 games (60 starts) for Phoenix... Shot a career-high 48.5 FG%, third-best in the NBA among shooting guards (Wade, Harden)... Suns second-leading scorer behind Marcin Gortat... Notched a career-high 11 consecutive double-digit scoring efforts (Feb. 22-Mar. 16)... Missed one game due to a thigh bruise which broke his career-long streak of consecutive games played at 206, which was the league's fourth-longest active streak at the time... **2010-11:** Averaged 10.6 points, 3.9 rebounds, 1.3 assists and 1.1 steals in 82 games (15 starts) for the Suns... As a starter, had three double-doubles, 12 double-digit scoring efforts, four 20-point games and one 30-point game... Notched a career-high 41 double-digit scoring efforts... **2009-10:** Averaged 8.2 points, 3.4 rebounds, 1.4 assists and 24.3 minutes in 82 games for the Suns... Shot a team-leading and career-high 45.9 3FG%, fourth-best in the NBA... Made a career-high 120 3-pointers, 116 of those as a reserve, third-most off the bench in the NBA behind only Jamal Crawford and J.R. Smith... Made at least one three-pointer in a career-high 17-straight games ending Dec. 23, then followed that up with a 14-game streak ending Apr. 9... Scored in double figures 30 times overall... **PLAYOFFS:** Averaged 7.6 points (46.5 FG%, 42.4 3FG%), 3.8 rebounds, 1.8 assists and 1.1 steals in 23.6 minutes in 16 games off the bench to help the Suns reach the Western Conference Finals... Scored a postseason career-high 19 points in a Game 5 win vs. Portland in the first round... Scored in double-digits seven times, including three times in six games against the L.A. Lakers in the Conference Finals... **2008-09:** Split season between Charlotte and Phoenix... Averaged 5.4 points, 3.0 rebounds and 1.0 assists in 20 games for Charlotte (seven starts)... Appeared in 48 games for the Suns and averaged 5.5 points, 3.0 rebounds in 15.2 minutes... **2007-08:** Averaged 5.8 points, 3.9 rebounds, 1.1 assists and 19.0 minutes in 73 games (14 starts) as a rookie for the Charlotte Bobcats... Grabbed a career-high 18 rebounds vs. Golden State on Mar. 5, also scoring 10 points.

**College**

Named 2006-07 Atlantic Coast Conference (ACC) Player of the Year after averaging a collegiate career-best 19.0 points and 8.3 rebounds for Boston College... Finished his career ranked fifth on BC's career scoring list with 2,071 points... Ranks among BC's career leaders in field goals made (seventh, 689), free throws made (fourth, 573), rebounds (seventh, 936) and steals (eighth, 176)... Started every game that he played at BC (130)... A unanimous All-ACC First Team selection and a John Wooden Award finalist, he posted 10 double-doubles, including a season high 30 points and 10 rebounds in a win over Michigan State... One of two BC players all-time to make four consecutive NCAA tournament appearances (Sean Marshall)... As a junior, started all 36 games, averaging 16.7 points, 6.6 rebounds, 3.2 assists and 1.1 steals... Earned Second Team All-ACC honors... During his sophomore season, averaged 16.5 points, 7.5 rebounds, 3.2 assists and 1.6 steals... Earned Big East All-Conference honors and shared the league's Most Improved Player Award with University of Connecticut guard Marcus Williams... Scored a collegiate career-high 36 points in win over Villanova... As a freshman, averaged 11.9 points, 6.6 rebounds, 2.8 assists and 1.3 steals... Was a unanimous selection to the Big East All-Rookie Team, twice earning Big East Rookie of the Week honors... **HIGH SCHOOL:** Averaged 23.2 points and 14.0 rebounds per game as a senior at Horizon H.S. in San Diego... Earned All-State honors as a senior... Captured 2002-03 San Diego Section Player of the Year honors from the Union-Tribune newspaper... Garnered 2002-03 State Division IV Player of the Year honors from Cal-Hi Sports magazine... Led the Panthers to back-to-back state Division IV titles (2002 and 2003); registered 16 points and 14 rebounds in the 2003 title game at Sacramento's Sleep Train Arena.

**Personal**

Born Jared Anthony Dudley in San Diego, Calif... Son of Melinda Schall and Anthony Dudley... Has an older brother, Milan... He and wife Christina have three children, Jaylin, Justus and Jolee... His personality, popularity and following on Twitter, as well as his play on the court, have led to television appearances on ESPN's "First Take" and other shows, as well as guest-hosting opportunities on local sports shows... After re-joining the Suns in summer 2016, held an event giving out free jerseys and tickets to Suns fans at Talking Stick Resort Arena... In conjunction with the NBA, GLSEN and Ad Council, has appeared in a public service announcement along with former teammate Grant Hill for the "Think B4 You Speak" campaign, an award-winning program which aims to address the use of anti-gay language by teens... Earned his bachelor's degree from BC's College of Arts and Sciences... Has long been considered one of the NBA's most entertaining tweeters and can be followed @JaredDudley619

# Josh Jackson #20



Players

**Forward**      **6-8**      **200**      **Current NBA Season: R**

**Born: 2/10/97, San Diego, CA**      **College: Kansas**

**Acquired: Selected with the fourth overall pick (first round) of the 2017 NBA Draft.**

**Status: Signed through 2020-21**

## Pro Career

Made his professional debut at NBA Summer League 2017 in Las Vegas, averaging 17.4 points, team-high 9.2 rebounds, 1.6 assists, 1.20 steals and 1.00 blocks in 35.0 minutes over five games as he was named to the All-NBA Summer League 2017 First Team... Had best performance of Summer League against Utah on July 12, recording 21 points, 15 rebounds and two blocks to lead the Suns to a win... Selected by the Suns with the fourth overall pick in the first round of the 2017 NBA Draft and officially signed with the team on July 3... Became the third Kansas player to ever be drafted by the Suns.

### AWARDS AND RECOGNITION

Named to the All-NBA Summer League 2017 First Team.

## College

Played one season at Kansas (2016-17), winning Big 12 Freshman of the Year, being named All-Big 12 First Team and to numerous All-America teams including Wooden All-America First Team... Helped the Jayhawks to a regular season Big 12 title and an Elite Eight appearance in the NCAA tournament... Averaged 16.3 points (51.3 FG%, 37.8 3FG%), 7.4 rebounds, 3.0 assists, 1.7 steals and 1.1 blocks in 35 games at Kansas... Became just the fourth freshman since 1992 to average at least 15 points, five rebounds and three assists while shooting over 48 percent from the field, joining Ben Simmons, James Harden and Dwyane Wade; he and Wade are the only two to also average at least one block and one steal per game... Broke or tie four Kansas freshman records: double-doubles (13), field goals made (220), field goals attempted (429) and rebounds (tied with former Suns forward Danny Manning's 258 set in 1984-85)... Became the first Kansas player of any class to total at least 500 points (572), 250 rebounds and 30 three-pointers made (34) since Paul Pierce in 1997-98... A two-time Big 12 Player of the Week and seven-time Big 12 Newcomer of the Week... Scored a career-high 31 points on 12-15 FG at Texas Tech on Feb. 11, adding 11 rebounds and four assists... **HIGH SCHOOL:** Finished his high school career competing for Prolific Prep while attending Justin-Siena H.S. in Napa, California, after playing for Consortium College Prep School in Detroit his freshman and sophomore years... Named a McDonald's High School All-American in 2016... As a senior for Prolific Prep, averaged 26.9 points, 13.1 rebounds and 6.3 assists, and averaged 31.2 points, 17.6 rebounds and 5.4 assists as a junior... Guided Consortium College Prep to its first state title in 2014, averaging 28.0 points, 15.0 rebounds and 6.0 assists... As a freshman and an eighth-grader, led Consortium to the state quarterfinals... **USA BASKETBALL:** Has won three gold medals competing with USA Basketball, winning at the 2015 FIBA U19 World Championship, 2014 FIBA U17 World Championship and 2013 FIBA Americas U16 Championship... Also named to the 2016 USA Junior National Select Team that played in the 2016 Nike Hoop Summit... Averaged 12.1 points and 7.0 rebounds to help the U.S. capture gold with a perfect 7-0 at the 2015 FIBA U19 World Championship in Heraklion, Greece... Averaged 10.6 points and 7.9 rebounds to help the U.S. to a golden 7-0 record at the 2014 FIBA U17 World Championship in Dubai, United Arab Emirates... Averaged 11.4 points and 5.6 rebounds to help the U.S. post a golden 5-0 record at the 2013 FIBA Americas U16 Championship in Maldonado, Uruguay.

## Personal

Born Joshua O'Neal Jackson in San Diego, California on Feb. 10, 1997... Son of Apples Jones and stepson to the late Clarence Jones... Apples, given name Shenita Waddell, played the 1992-93 season at UTEP, leading the team with 15.1 points per game, after beginning her collegiate playing career at Allen County Community College in Kansas... Apples later served in the Navy, playing basketball for base teams and earning recognition on All-Armed Forces teams... Likes to play chess and can play the saxophone... Follow on Twitter @j\_josh11

### College Career Statistics

YEAR TEAM	G	MIN	FIELD GOALS		3-POINT		FREE THROWS		REBOUNDS		- AVERAGES -						
			FGM-FGA	PCT	FGM-FGA	PCT	FTM-FTA	PCT	OFF-DEF	TOT	AST	STL	BLK	PTS	RPG	APG	PPG
16-17 Kansas	35	1077	220-429	.513	34-90	.378	98-173	566	81-177	258	104	59	37	572	7.4	3.0	16.3

# Mike James

#55



Guard 6-1 195 Current NBA Season: R

Born: 8/18/90, Portland, OR College: Lamar

Acquired: Signed as a free agent on July 3, 2017

Status: Signed through 2017-18

## Pro Career

Following five seasons playing internationally after going undrafted in the 2012 NBA Draft, signed with the Suns on July 3, 2017... Played for the Suns at NBA Summer League 2017 in Las Vegas, averaging team-highs of 20.5 points (53.8 FG%, 43.3 3FG%, 76.5 FT%) and 5.0 assists, in addition to 5.2 rebounds and 1.8 steals in 33.1 minutes over six games... Also played for the Suns at Summer League in 2015, averaging 12.6 points (46.4 FG%, 38.1 3FG%, 84.2 FT%), 4.3 rebounds, 3.9 assists and 1.7 steals in 25.3 minutes as he started five of seven games... Scored 32 points, including 23 in the second half, in the championship against San Antonio on July 20, the highest-scoring game by any player at NBA Summer League 2015 in Las Vegas.

## International Career

Played the first five seasons of his pro career with clubs in Croatia, Israel, Italy, Spain and Greece... Played the 2016-17 season with Panathinaikos, helping the team win both the Greek Basket League and the Greek Cup... Averaged 13.1 points, 3.0 assists and 0.9 steals in 25 Euroleague games with Panathinaikos, helping the team into the playoffs where they lost to eventual champion Fenerbahce... Averaged 12.0 points, 2.8 assists and 0.9 steals in 24 Greek A1 League games with Panathinaikos... Played the 2014-15 and 2015-16 seasons with Baskonia of Liga ACB, Spain's top-tier league... In 2015-16, averaged 10.2 points and 2.8 assists in 41 Liga ACB games and 10.0 points and 2.7 assists in 29 Euroleague games... In 2014-15, averaged 12.9 points and 2.9 assists in 27 Liga ACB games and 11.1 points and 1.9 assists in 16 Euroleague games... Began the 2014-15 season with Kolossos Rodou of the Greek League, averaging 21.0 points in eight games... Played 2013-14 with Paffoni Omegna of Italy's National Silver Division A, then the third level of Italian pro basketball... Ranked second in the league with 22.1 points per game and second with 5.1 assists during the 2013-14 regular season, earning All-Star honors... Briefly played with the Portland Chinooks and the Seattle Flight of the International Basketball League in 2013-14... Began the 2012-13 season with KK Zagreb of the Croatia's top-tier league and finished the season with Hapoel Kazrin in Israel.

## College

Played his final two seasons at Lamar University after beginning his collegiate career at Eastern Arizona College... Posted 17.1 points, 2.8 rebounds, 1.9 assists and 1.4 steals per game in 56 games at Lamar... As a senior in 2011-12, averaged 17.1 points, 3.2 rebounds, 2.0 assists and 1.6 steals as he earned All-Southland First Team honors... Named Southland Tournament MVP in 2012, leading the Cardinals to an NCAA tournament berth... Scored 29 points against eventual national champion Kentucky on Dec. 28... In his first season at Lamar in 2010-11, averaged 12.5 points, 2.4 rebounds, 1.8 assists and 1.1 steals in 24 games... Set a school record by scoring 52 points in a win over Louisiana College on Jan. 4, matching Jimmer Fredette for the most by a Division I player during the 2010-11 season... Tied a school record with 11 three-point makes in scoring 52 points... As a sophomore at Eastern Arizona College, was the fourth-leading scorer in NJCAA Division I with 26.0 points per game... Also averaged five rebounds, four assists and two steals to earn all-conference and all-region honors... As a freshman for the Gila Monsters, averaged 19.5 points to be named to all-conference and all-region teams... **HIGH SCHOOL:** Played at Grant H.S. in Portland, helping the team to the 2008 Oregon state championship as a senior.

## Personal

Born Michael Perry James in Portland, Oregon on August 18, 1990... Son of Lisa Behrmdt... Follow on Twitter @TheNatural\_05

## Euroleague Career Statistics

YEAR	TEAM	G	MIN	FIELD GOALS		3-POINT		FREE THROWS		REBOUNDS			-AVERAGES-					
				FGM-FGA	PCT	FGM-FGA	PCT	FTM-FTA	PCT	OFF-DEF	TOT	AST	STL	BLK	PTS	RPG	APG	PPG
14-15	Baskonia	16	307	63-156	.404	14-63	.222	38-45	.844	11-27	38	31	18	0	178	2.4	1.9	11.1
15-16	Baskonia	29	616	108-255	.424	35-95	.368	38-44	.864	15-60	75	78	17	3	289	2.6	2.7	10.0
16-17	Panathinaikos	25	567	125-255	.490	34-100	.340	44-64	.688	16-39	55	75	23	2	328	2.2	3.0	13.1
<b>TOTALS</b>		<b>70</b>	<b>1490</b>	<b>296-666</b>	<b>.444</b>	<b>83-258</b>	<b>.322</b>	<b>120-153</b>	<b>.784</b>	<b>42-126</b>	<b>168</b>	<b>184</b>	<b>58</b>	<b>5</b>	<b>795</b>	<b>2.4</b>	<b>2.6</b>	<b>11.4</b>



# Derrick Jones Jr. #10



Players

**Forward/Guard** 6-7 195 **Current NBA Season: 2**  
**Born: 2/15/97, Chester, PA** **College: UNLV**  
**Acquired: Signed as a free agent on Sept. 25, 2016**  
**Status: Signed through 2019-20**

## 2016-17

Played in all six of the Suns' games at NBA Summer League 2017 in Las Vegas, averaging 7.3 points, 3.5 rebounds and 0.8 blocks in 21.1 minutes... In his rookie season averaged 5.3 points, 2.5 rebounds, 0.44 steals, 0.41 blocks and 17.0 minutes in 32 games (eight starts), seeing most his action during the season's second half... Used his supreme athleticism to show his potential after the All-Star break, averaging 6.3 points (55.3 FG%), 3.0 rebounds, 0.56 steals and 0.48 blocks in 20.9 minutes in 25 games (eight starts) after the break, playing 10+ minutes in all but one game after not doing so once prior to the break... After the All-Star break, the Suns posted a Net Rating of +3.4 when he was on the court (522 minutes) against a Net Rating of -13.5 when he was off the court (683 minutes), a team-high net difference of +16.9 points per 100 possessions... For the season, led all NBA rookies by shooting 71.6 FG% (58-81) on shots inside the restricted area; in the past 10 seasons only two rookies (Mason Plumlee, Jeremy Evans) posted a higher percentage in the restricted area (min. 50 makes)... The runner-up in Verizon Slam Dunk 2017, 33 of his 68 made field goals for the season were dunks... Made 16 of 17 field goal attempts over a seven-game span from Feb. 26-March 9... Averaged 10.3 points over the season's final eight games, scoring 10+ points in six of them; ended the season on his longest streak with three straight games scoring 10+... Scored in double figures six times total, including a career-high 15 points vs. Dallas on April 9... Also swiped a career-high three steals vs. Dallas on April 9... Grabbed a career-high eight rebounds in addition to scoring 10 points on April 2 vs. Houston... Had first double-digit scoring game with 13 points in 34 minutes at Atlanta on March 28... Made first career start at Dallas on March 11, then part of the youngest lineup in Suns history; would be part of youngest lineup in NBA history on March 23 at Brooklyn when he started alongside Tyler Ulis, Devin Booker, Marquese Chriss and Alex Len... Along with Dragan Bender, Booker and Chriss was one of four teenagers on Suns opening night roster, the first team in NBA history with four teens (no previous team had as many as three)... Played in 19 games over six assignments with the Northern Arizona Suns of the NBA G League, averaging 14.4 points (49.8 FG%) and 5.6 rebounds in 31.9 minutes... Scored his G League high of 23 points on two occasions: Dec. 10 vs. Iowa and Jan. 20 vs. Austin.

### AWARDS AND RECOGNITION

Advanced to the finals and earned a runner-up finish in the Verizon Slam Dunk at NBA All-Star 2017 in New Orleans... Twice recorded dunks scored a perfect 50 in the contest: going between the legs on a pass off the side of the backboard from Devin Booker on one and going between the legs after taking off with two feet outside the dotted semicircle on the other.

### CAREER NOTES

Signed with the Suns prior to the team's 2016 training camp... Undrafted in the 2016 NBA Draft as an early entry candidate... Was a member of the Sacramento Kings at NBA Summer League 2016 in Las Vegas, though did not appear in a game.

*continued...*

### NBA Regular Season Statistics

YEAR TEAM	G	MIN	FIELD GOALS		3-POINT		FREE THROWS		REBOUNDS			- AVERAGES -					
			FGM-FGA	PCT	FGM-FGA	PCT	FTM-FTA	PCT	OFF-DEF	TOT	AST	STL	BLK	PTS	RPG	APG	PPG
16-17 Phoenix	32	545	68-121	.562	3-11	.273	29-41	.707	39-40	79	12	14	13	168	2.5	0.4	5.3

### Career Highs

- POINTS - 15** (4/9/17 vs. Dallas)
- REBOUNDS - 8** (4/2/17 vs. Houston)
- ASSISTS - 4** (4/11/17 at Sacramento)
- BLOCKS - 2** (3 times, last 3/7/17 vs. Washington)
- STEALS - 3** (4/9/17 vs. Dallas)
- FGM - 6** (3/28/17 at Atlanta)
- FGA - 11** (2 times, last 4/9/17 vs. Dallas)
- 3-PT FGM - 1** (3 times, last 4/11/17 at Sacramento)
- 3-PT FGA - 3** (4/11/17 at Sacramento)
- FTM - 4** (4/9/17 vs. Dallas)
- FTA - 5** (4/11/17 at Sacramento)
- MINUTES - 34** (2 times, last 4/2/17 vs. Houston)



## Derrick Jones Jr. ... continued

### College

Declared for the NBA Draft following one season at UNLV... Averaged 11.5 points (58.9 FG%) and 4.5 rebounds in 30 games as a freshman in 2015-16, finishing as the Runnin' Rebels' second-leading scorer... Posted 18 games with 10+ points and five games with 20+ points... Recorded four double-doubles at UNLV, including a career-high 26 points to go with 10 rebounds against Chaminade at the Maui Invitational... Grabbed a career-high 18 rebounds in addition to scoring 14 points against San Jose State on Feb. 10... UNLV went 11-2 when he scored 14+ points, and 6-11 when he played and did not reach 14... Declared ineligible by the NCAA on Mar. 2, bringing his freshman season to an end prematurely... **HIGH SCHOOL:** Attended Archbishop John Carroll H.S. in Radnor, Pa. where he left as the leading scorer in school history with 1,645 career points... Named the Southeastern Pennsylvania Player of the Year, the Delaware County Player of the Year, the PIAA Triple-A Player of the Year and First-Team All-Catholic League after averaging 19.2 points, 10.1 rebounds and 2.3 blocks as a senior... Helped the Patriots to the finals of the state tournament after posting 30 points, 18 rebounds and five blocks in the semifinals... Named the Best Dunker in the country in the class of 2015 and won the slam dunk contests at the American Family Insurance High School Slam Dunk & 3-Point Championship in Carmel, Ind., on Apr. 1, 2015.

### Personal

Born Derrick Labrent Jones Jr. on Feb. 15, 1997 in Chester, Pa... Parents are Derrick Sr. and Otiese... Has one brother, Lakeem, and two sisters, Dej'sha and On'Jesha... Has one son, Derrick Jones III... Nicknamed "Airplane Mode" for his leaping ability... Video went viral in Summer 2017 of him dunking over an unsuspecting stranger in the #DriveByDunkChallenge... Follow on Twitter @TheRealDJones





# Brandon Knight #11



Players

**Guard**                      **6-3**                      **195**                      **Current NBA Season: 7**  
**Born: 12/2/91, Miami, FL**                      **College: Kentucky**  
**Acquired: From Milwaukee on Feb. 19, 2015, as part of three-team trade also involving Philadelphia. Re-signed with Suns on July 17, 2015**  
**Status: Signed through 2019-20**

## 2016-17

Underwent surgery to repair a torn ACL in his left knee on Aug. 25, 2017, and will be out for the 2017-18 season... In his sixth NBA season and third with the Suns, averaged 11.0 points (39.8 FG%, 32.4 3FG%, 85.7 FT%), 2.4 assists and 2.2 rebounds in 21.1 minutes over 54 games (five starts)... Ranked 27th on the NBA leaderboard by shooting 85.7 FT%... Was one of the league's top bench scorers as his 11.0 points per game ranked 18th among player to make a majority of their appearances off the bench... Led the Suns with 543 total points off the bench for the season, playing in just 49 games as a reserve... Despite not playing the season's final 25 games, his 32 games with 10+ points off the bench ranked t-14th in the NBA... Overall had 35 games with 10+ points, four with 20+ and one with 30+... Scored in double-digits in season-long seven consecutive games from Nov. 23-Dec. 9... Recorded the league's first 30-point game off the bench of 2016-17 with a season-high 32 points (12-20 FG, 3-5 3FG, 5-7 FT) in just 28 minutes at Denver on Nov. 16; performance would end season t-7th highest-scoring game by an NBA reserve... Became the first Sun to score 32+ while playing 28 minutes or fewer since Cedric Ceballos in 1990... Grabbed a season-high nine rebounds vs. Brooklyn on Nov. 12 and twice recorded his season-high of six assists: Nov. 8 at Portland, Feb. 6 at New Orleans... Missed three games to right wrist sprain/tendinitis (Jan. 3, Jan. 14-16), one game to back spasms (March 15) and 24 games to rest (Feb. 24-March 12, March 17-April 11).

### AWARDS AND RECOGNITION

2011-12 All-Rookie First Team selection and finished eighth in Rookie of the Year voting... Participated in the BBVA Rising Stars Challenge at NBA All-Star 2012 in Orlando and at NBA All-Star 2013 in Houston... Advanced to finals of 2015 Taco Bell Skills Challenge at NBA All-Star in New York, placing second.

### CAREER NOTES

Six-year NBA veteran who has appeared in 382 regular season games (320 starts) and averaged 15.2 points (41.5 FG%, 35.7 3FG%, 81.2 FT%), 4.3 assists, 3.3 rebounds, 1.6 three-point makes, 0.9 steals and 31.3 minutes with Detroit, Milwaukee and Phoenix... One of 11 players in NBA history to hold career averages of as many points, assists and three-point makes... Has scored in double figures 293 times, including 118 games with 20+ points and 15 games of 30+ points... In three seasons with the Suns holds averages of 15.0 points (40.4 FG%, 33.4 3FG%, 85.2 FT%), 3.8 assists, 2.9 rebounds and 0.8 steals in 117 games (64 starts)... 85.2 FT% is 5th in Suns history (Steve Nash, Kyle Macy, Eddie Johnson, Jeff Hornacek)... Longest streak of consecutive double-figure scoring games is 26 over two seasons from March 27-Nov. 26, 2014... Longest streak of consecutive 20-point games is five (Dec. 7-14, 2012)... Has handed out double-digit assists 13 times and grabbed double-digit rebounds five times... 16 career double-doubles and one triple-double (Nov. 16, 2015)... **TRANSACTIONS:** Selected by the Detroit Pistons with the 8th overall pick of the 2011 NBA Draft... Traded by the Pistons to the Bucks along with Khris Middleton and Slava Kravtsov in exchange for Brandon Jennings on July 31, 2013... Traded by the Bucks along with Kendall Marshall to the Suns in a three-team trade that sent Tyler Ennis and Miles Plumlee from Phoenix to Milwaukee, the L.A. Lakers' protected 2015 first-round pick (via Phoenix) to Philadelphia and Michael Carter-Williams to Milwaukee from Philadelphia on Feb. 19, 2015... Re-signed with the Suns to a multiyear contract on July 17, 2015... **2015-16:** In his fifth NBA season and first full season with the Suns, averaged a career-high 19.6 points in addition to 5.1 assists, 3.9 rebounds and 1.2 steals as injuries limited him to 52 games (50 starts)... Was one of nine NBA players to average at least that many points, assists, rebounds and steals... Though did not qualify for NBA leaderboard in other categories, qualified in free throw percentage where he ranked 24th by shooting 85.2 FT%... Averaged 2.59 miles covered per game, second in the NBA behind only Jimmy Butler... Tied a career-high with five 30-point games despite playing only 52 total games... Had 49 games with 10+ points and 25 with 20+ points... Posted four games with 10+ assists, two games with 10+ rebounds, four double-doubles and first career triple-double... Led Suns in scoring a team-high 24 times and in assists a team-high 22 times... Made a three-pointer in the first 22 games to start the season, surpassing Channing Frye in 2009-10 for most games making a three to start a season by a Suns player... Had four quarters scoring 17+ points; only eight other players also had at least four such quarters... Had a historic performance in recording his first career triple-double vs. L.A. Lakers on Nov. 16; scored 30 points, had a career-high 15 assists, 10 rebounds and four steals... Became just fourth player since steals became official in 1973-74 to have a game with at least 30, 15, 10 and four, joining performances by Russell Westbrook, Magic Johnson and Pete Maravich... Not accounting for steals, joined Charlie Scott in 1972-73 as the only Suns in franchise history to record a game with at least 30, 15 and 10... Recorded his 1,000th career rebound to give him his 10th of the game and his first career triple-double; in recording his 1,000th rebound,

continued...

## Brandon Knight... continued

became the 22nd player in NBA history to record 4,000 career points, 1,000 assists and 1,000 rebounds before turning 24 years old... Scored a career-high 38 points and grabbed a season-high 11 rebounds in a win at Denver on Nov. 20 after tying a career-high with 37 points vs. L.A. Clippers on Nov. 12; became first Suns player with multiple games scoring 37+ points in a season since Jason Richardson in 2010-11... Scored 27 of his 30 points in the first half at Minnesota on March 28, making six of his career-high-tying seven three-pointers in the first half... Scored 27 of his 30 points in the second half, including 17 in the final 4:43 of the third quarter, at Golden State on March 12... Scored 20 of his 29 points in the first quarter vs. New Orleans on Nov. 25, this would tie a Suns' season-high and was the first 20-point quarter by a Suns player since 2013-14... Made a career-high seven three-pointers vs. Minnesota on Dec. 13 then replicated the feat at Golden State on March 12 and at Minnesota on March 28... Had at least six

each of three-point makes, rebounds and assists on Nov. 20 and March 12 to become first Suns player to ever do so multiple times in the same season... Tied a career-high with six steals in addition to 21 points, six rebounds and five assists vs. Orlando on Dec. 9; became the first Sun with at least six steals since Vince Carter in 2010-11 and first Sun to have at least 20, five, five and five in those categories since Leandro Barbosa in 2008-09... Surpassed 5,000 career points at Minnesota on Jan. 17... Missed one game with food poisoning (Jan. 12), 28 games with a sports hernia (Jan. 21-March 9, April 1-13), and one game with a stomach bug (March 25)... **2014-15:** In his fourth NBA season, played in 63 total games (61 starts) with the Suns and Milwaukee Bucks averaging 17.0 points (30th in NBA), and career-highs of 5.2 assists (22nd in NBA), 3.9 rebounds and 1.4 steals (29th in NBA) while shooting career-bests of 42.2 FG%, 38.9 3FG% (21st in NBA) and 87.4 FT% (12th in NBA)... Totaled 57 games with 10+ points for the season with 25 games of 20+ points... Posted two games with 10+ assists and two double-doubles... Acquired by Suns from Milwaukee in a three-team trade also involving Philadelphia on Feb. 19...

Played in 11 games with the Suns (nine starts), averaging 13.4 points (35.7 FG%, 31.3 3FG%, 82.8 FT%), 4.5 assists and 2.1 rebounds in 31.6 minutes... Scored in double-digits nine times, including two games with 20+ points as a Sun... Led Suns in scoring twice, assists three times, steals once and blocks once... Had his best statistical performance in first season as a Sun at Orlando on March 4, scoring 28 points (7-15 FG, 4-9 3FG, 10-12 FT), seven assists and three steals... Scored 13 points in 25 minutes off the bench in his Suns debut at Chicago on Feb. 21... Recorded at least five assists in his final 14 games with the Bucks and first game with the Suns, with his 15-game streak three times longer than his previous career-long streak of five straight... Averaged team-highs of 17.8 points (43.5 FG%, 40.9 3FG% and 88.1 FT%), 5.4 assists and 1.6 steals, as well as 4.3 rebounds in 52 games (all starts) with Milwaukee prior to being traded to the Suns... In 52 games with Milwaukee, scored in double-digits in 48 including 23 with 20+ points and one with 30+ points... Led Bucks in scoring 27 times and assists 28 times, both team-highs at time of trade, helping team become first in NBA history to double their previous season's win total by the All-Star break... Scored a season-high 34 points vs. Charlotte on Dec. 23, making a season-high 13 field goals... Posted a career-high six steals vs. New York on Oct. 29... Recorded season-high 13 assists at Charlotte on Oct. 29, also notching his first double-double of the season with 22 points... Had his second double-double of the season with 12 points and 11 assists at Houston on Feb. 6... Scored in double-digits in a season-long 22 straight games from Dec. 23-Feb. 7, finishing just

two games shy of his career-long streak... Scored 20+ points in four straight games from Dec. 13-18... Missed 16 of the final 17 games of the season (March 11-27, March 30-April 14) with a left ankle sprain and missed one game while with Milwaukee (Feb. 2) with a sore right quad... Missed the Suns' game at Minnesota on Feb. 20 after being traded... **2013-14:** Led the Bucks in total points, assists and steals during his first season in Milwaukee, becoming just the second Buck ever to accomplish the feat (Brandon Jennings)... Appeared in 72 games and averaged 17.9 points, 3.5 rebounds, 4.9 assists and 1.0 steals... Led the team with 60 games scoring in double figures, 33 games with 20+ points and five games with 30+ points, all of which were career highs... Scored 10+ points in a career-long 24 straight games from Jan. 29-March 20... Included in that streak were consecutive games with 25+ points vs. Memphis on Jan. 15 and at Houston on Jan. 18, which was also a career first... Scored 36 points (13-25 FG, 6-12 3FG) in a career-high 50 minutes vs. New York on Dec. 18; his 22 first-half points were the most by a Buck in any half this season... Grabbed a career-high 14 rebounds en route to a double-double (17 points) at Cleveland on Dec. 20, and handed out a career-high 14 assists to go with 26 points two games later at Charlotte on Dec. 23... Set career high in scoring with 37 points (15-25, .600) and had career-high 4 steals on Dec. 31 at L.A. Lakers... Went a perfect 12-for-12 from the free throw line on Feb. 18 vs. Orlando, setting a career high for free throw makes... Missed four games (Nov. 1-6, 22) due to a hamstring injury suffered on Opening Night... **2012-13:** Appeared in 75 games (all starts) and averaged then career highs in points (13.3), rebounds (3.3) and assists (4.0) in 31.5 minutes per game...

Led the team in scoring 27 times and in assists 21 times... scored 10+ points 49 times and led the team in 20-point games (20) and 30-point games (three)... Recorded three points/assists double-doubles... Scored then-career-high 32 points at Washington on Feb. 27 and grabbed season-high 7 rebounds three times...



Dished out then-career-high 12 assists vs. Orlando on Nov. 16 and played a then-career-high 47 minutes at Brooklyn on Dec. 14... Became the first Pistons draft pick to record 200 3-pointers in his first two seasons (225) and the first Pistons draft pick to make 100+ 3-pointers in each of his first two seasons... Averaged 16.0 points in Pistons wins and 11.6 in losses... Enjoyed his best offensive month of the season in December when he averaged 15.0 points... Selected as a member of Team Chuck (Charles Barkley) at the BBVA Rising Stars Challenge at NBA All-Star 2013 in Houston and tallied 10 points, 4 rebounds and 6 assists... Missed three games with a hyperextended right knee and four games with a left ankle sprain... **2011-12:** Appeared in all 66 games (60 starts) and averaged 12.8 points, 3.2 rebounds, 3.8 assists and 0.7 steals in 32.3 minutes per game... Among NBA league leaders, ranked t-21st in three-pointers made (105)... Among NBA rookie leaders, ranked second in scoring average (12.8), fourth in assists per game (3.8), tied for seventh in steals per game (0.7), sixth in field goal percentage (41.5 FG%), third in 3-point field goal percentage (38.0 3FG%), sixth in free-throw percentage (75.9 FT%) and first in minutes per game (32.3)... Only Piston to have 10 or more assists in a game... Recorded three double-doubles (one points/rebound and two points/assists)... Scored then-career-high 28 points vs. Cleveland on April 17... Blocked a career-high 2 shots at Chicago on March 30... Became the first NBA rookie since Steve Francis in 1999-2000 to record 20-plus points, 10-plus assists and no turnovers when he scored 23 points and dished out 10 assists vs. Sacramento on Feb. 17... Led the Pistons in 3-pointers made (105) – the most made by a rookie in Pistons history and the second most by any rookie in 2011-12 behind Klay Thompson of Golden State... Scored 23 points in his second game as a pro vs. Cleveland on Dec. 28 – the most by a Piston rookie in one of his first two games since Grant Hill in 1994... His 847 points were the second-most by a Pistons rookie since the 1985-86 season... His 11 games with 20+ points were the second-most by a Pistons rookie since the 1993-94 season... Selected as a member of Team Shaq of the BBVA Rising Stars Challenge at NBA All-Star 2012 in Orlando and tallied 22 points and 7 assists... Finished eighth in the 2012 NBA Rookie of the Year balloting... Enjoyed his best offensive month in April when he averaged 13.6 points (46.5 FG%, 43.1 3FG%, 81.5 FT%), 3.0 rebounds and 4.1 assists in 30.3 minutes per game.

## College

Named NCAA East Region All-Tournament Most Outstanding Player as Kentucky reached the Final Four for the first time since 1998 in 2011, ending the Wildcats' longest Final Four drought... Selected second team All-SEC after setting Kentucky freshman records in scoring (657 points) and 3-point field goals made (87)... Was an All-SEC Freshman Team selection and a fifth team All-America selection by FoxSports.com... Named first team All-SEC by the coaches and second team All-SEC by the media... Averaged 17.3 points, 4.0 rebounds, 4.2 assists and 35.9 minutes in 38 games... Had more 20-point games (14) than any Wildcat freshman in school history... Connected on 3+ 3-point field goals in 16-of-38 games... In NCAA Tournament play, scored 17 points, grabbed 8 rebounds and dished out 5 assists vs. Connecticut in the championship semifinal... Led the club with 22 points, 7 rebounds and 4 assists in a victory over North Carolina in the Elite Eight... Hit his second game-winning shot of the NCAA Tournament with a jumper vs. Ohio State at the 5.4-second mark in the Sweet 16 – a 62-60 Wildcats win... Scored a career-high 30 points vs. West Virginia in the third round... Among his teammates during his one season at Kentucky: Terrence Jones, Enes Kanter and Josh Harrellson... **HIGH SCHOOL:** Led Pine Crest H.S. in Fort Lauderdale, Fla. to four state title games, winning championships in 2008 and 2009... Selected as the 2010 Gatorade National Male Athlete of the Year and the 2009 and 2010 Gatorade National Male Basketball Player of the Year... Was a McDonald's All-American and Jordan Brand All-American... Ranks second on Florida high school basketball scoring charts with 3,515 career points... Held a 4.3 GPA in high school... Represented USA Basketball at the 2010 Nike Hoop Summit.

## Personal

Full name is Brandon Emmanuel Knight... Born Dec. 2, 1991 in Miami, Fla... Son of Efreem and Tonya Knight... Has one older brother, Efreem... Basketball idol as a child was Tim Hardaway... Favorite place to travel is Mexico... Holds the annual Brandon Knight Skills Clinic at his alma mater, Pine Crest H.S., teaching basketball fundamentals and advanced techniques to kids and teens... Has been active with the Alliance for Healthier Generation's #Commit2Ten campaign, encouraging youth to live healthy lifestyles... Held a back-to-school event in Margate, Fla. in Aug. 2015, offering free backpacks, school supplies, haircuts and food for students... In July 2016, held his Back-to-School Backpack Bash at Talking Stick Resort Arena, giving away backpacks, supplies, haircuts and food for Valley youth... Follow on Twitter @Goodknight11

## NBA Regular Season Statistics

YEAR	TEAM	G	FIELD GOALS			3-POINT		FREE THROWS		REBOUNDS			-AVERAGES-					
			MIN	FGM-FGA	PCT	FGM-FGA	PCT	FTM-FTA	PCT	OFF-DEF	TOT	AST	STL	BLK	PTS	RPG	APG	PPG
11-12	Detroit	66	2129	319-769	.415	105-276	.380	104-137	.759	33-178	211	251	49	10	847	3.2	3.8	12.8
12-13	Detroit	75	2365	357-878	.407	120-327	.367	165-225	.733	54-193	247	303	58	8	999	3.3	4.0	13.3
13-14	Milwaukee	72	2400	461-1092	.422	110-338	.325	259-323	.802	46-209	255	352	69	17	1291	3.5	4.9	17.9
14-15	Mil/Phx	63	2035	375-888	.422	125-321	.389	195-223	.874	28-216	244	330	90	10	1070	3.9	5.2	17.0
15-16	Phoenix	52	1870	371-895	.415	120-351	.342	156-183	.852	36-166	202	263	61	20	1018	3.9	5.1	19.6
16-17	Phoenix	54	1140	209-525	.398	45-139	.324	132-154	.857	25-93	118	130	27	5	595	2.2	2.4	11.0
<b>TOTALS</b>		<b>382</b>	<b>11939</b>	<b>2092-5047</b>	<b>.415</b>	<b>625-1752</b>	<b>.357</b>	<b>1011-1245</b>	<b>.812</b>	<b>222-1055</b>	<b>1277</b>	<b>1629</b>	<b>354</b>	<b>70</b>	<b>5820</b>	<b>3.3</b>	<b>4.3</b>	<b>15.2</b>

### Career Highs

**POINTS – 38** (11/20/15 at Denver)

**REBOUNDS – 14** (12/20/13, Milwaukee at Cleveland)

**ASSISTS – 15** (11/16/15 vs. L.A. Lakers)

**BLOCKS – 2** (5 times, last 3/23/16 vs. L.A. Lakers)

**STEALS – 6** (2 times, last 12/9/15 vs. Orlando)

**FGM – 15** (12/31/13, Milwaukee at L.A. Lakers)

**FGA – 25** (3 times, last 1/3/16 at L.A. Lakers)

**3-PT FGM – 7** (3 times, last 3/28/16 at Minnesota)

**3-PT FGA – 14** (12/13/15 vs. Minnesota)


**FTM – 12** (2/18/14, Milwaukee vs. Orlando)

**FTA – 14** (3/31/14, Milwaukee at Detroit)

**MINUTES – 50** (12/18/13, Milwaukee vs. New York)

# Alex Len

#21



**Center**      **7-1**      **250**      **Current NBA Season: 5**

**Born: 6/16/93, Antratsit, Ukraine**      **College: Maryland**

**Acquired: Selected with the fifth overall pick (first round) of the 2013 NBA Draft**

**Status: Signed through 2017-18**

## 2016-17

Signed with the Suns as a restricted free agent on Sept. 25, 2017... In his fourth professional season, all with the Suns, averaged 8.0 points (49.7 FG%, 72.1 FT%), 6.6 rebounds and 1.27 blocks (17th in NBA) in 20.3 minutes in 77 games (34 starts)... As he has in each season of his career, upped his per-36-minute averages in points and rebounds, posting a career-best 14.1 points per 36 and 11.8 rebounds per 36... In 34 starts, averaged 9.3 points (51.9 FG%), 7.8 rebounds and 1.5 blocks; one of only 10 NBA players to average at least 7.5 points, 7.5 rebounds and 1.5 blocks in games started... Recorded 26 games with 10+ points, 18 with 10+ rebounds and 11 double-doubles... Led Suns in blocks a team-high 39 times... Posted multiple blocks in a career-long seven straight games from Nov. 18-30... Grabbed 10+ rebounds in a season-long five straight from Nov. 21-30... Had three season-long streaks of four consecutive games scoring in double figures and three season-long streaks of two consecutive games with a double-double... Scored a season-high 18 points vs. Portland on Nov. 2... Grabbed a season-high 14 rebounds in addition to scoring 16 points while playing a season-high 37 minutes vs. Detroit on Nov. 9... Blocked a season-high five shots at L.A. Lakers on Dec. 9... Recorded his 250th career block in Houston on Feb. 11, the 14th in franchise history with at least 250 as a Sun... Part of the youngest lineup in NBA history on March 23 at Brooklyn when he started alongside Tyler Ulis, Devin Booker, Marquese Chriss and Derrick Jones... Missed four games to a right hip contusion (Dec. 13-15, March 11-12) and one game to a league suspension (Feb. 10).

### CAREER NOTES

Four-year NBA veteran holds career averages of 6.9 points (46.5 FG%), 6.2 rebounds and 1.1 blocks in 266 games (127 starts), all with the Suns... In 127 career starts, has averaged 9.1 points (46.0 FG%), 8.1 rebounds and 1.4 blocks in 25.1 minutes... Has 79 career games with 10+ points, five games with 20+ points and one with 30+ points... Has 57 games with 10+ rebounds and 40 double-doubles... Ranks 12th in Suns franchise history with 283 blocked shots... Through three seasons is one of only two players in 2013 Draft class (Rudy Gobert) to have averaged at least 11 points (12.5) and rebounds (11.3) per 36 minutes... **TRANSACTIONS:** Selected by the Suns with the fifth overall pick of the 2013 NBA Draft, the highest-drafted Ukrainian in NBA history... Signed with Suns on Aug. 29, 2013... Signed with Suns as restricted free agent on Sept. 25, 2017... **2015-16:** In his third NBA season, averaged career-highs of 9.0 points, 7.6 rebounds (36th in the NBA) and 1.2 assists, in addition to 0.8 blocks in 23.3 minutes in 78 games (46 starts)... Became the first Suns player to average at least 9.0 points and 7.0 rebounds in one of his first three seasons since Amar'e Stoudemire did so twice in his first three from 2002-05... Posted 35 games with 10+ points, five with 20+ points (first such games of career) and one with 30+ points... Had 22 games with 10+ rebounds, five with 15+ rebounds and 19 double-doubles... Led Suns in rebounding a team-high-tying 27 times and in blocks a team-high 28 times... Started the season's final 24 games, and 46 times overall, averaging 11.3 points and 9.1 rebounds in 28.2 minutes as a starter... Elevated his game after the All-Star

### NBA Regular Season Statistics

YEAR	TEAM	G	FIELD GOALS			3-POINT		FREE THROWS		REBOUNDS			-AVERAGES-					
			MIN	FGM-FGA	PCT	FGM-FGA	PCT	FTM-FTA	PCT	OFF-DEF	TOT	AST	STL	BLK	PTS	RPG	APG	PPG
13-14	Phoenix	42	362	33-78	.423	0-0	—	20-31	.645	39-60	99	4	4	18	86	2.4	0.1	2.0
14-15	Phoenix	69	1518	179-353	.507	1-3	.333	73-104	.702	142-312	454	32	34	105	432	6.6	0.5	6.3
15-16	Phoenix	78	1821	264-624	.423	1-7	.143	174-239	.728	178-416	594	97	38	62	703	7.6	1.2	9.0
16-17	Phoenix	77	1560	230-463	.497	3-12	.250	150-208	.721	156-354	510	44	37	98	613	6.6	0.6	8.0
<b>TOTALS</b>		<b>266</b>	<b>5261</b>	<b>706-1518</b>	<b>.465</b>	<b>5-22</b>	<b>.227</b>	<b>417-582</b>	<b>.716</b>	<b>515-1142</b>	<b>1657</b>	<b>177</b>	<b>113</b>	<b>283</b>	<b>1834</b>	<b>6.2</b>	<b>0.7</b>	<b>6.9</b>

### Career Highs

**POINTS - 31** (3/4/16 at Orlando)

**REBOUNDS - 18** (2/4/16 vs. Houston)

**ASSISTS - 7** (4/7/16 at Houston)

**BLOCKS - 6** (3 times, last 2/23/15 vs. Boston)

**STEALS - 4** (11/22/14 at Indiana)

**FGM - 10** (2 times, last 3/12/16 at Golden State)

**FGA - 22** (3/4/16 at Orlando)

**3-PT FGM - 1** (5 times, last 3/23/17 at Brooklyn)

**3-PT FGA - 2** (2 times, last 3/21/17 at Miami)

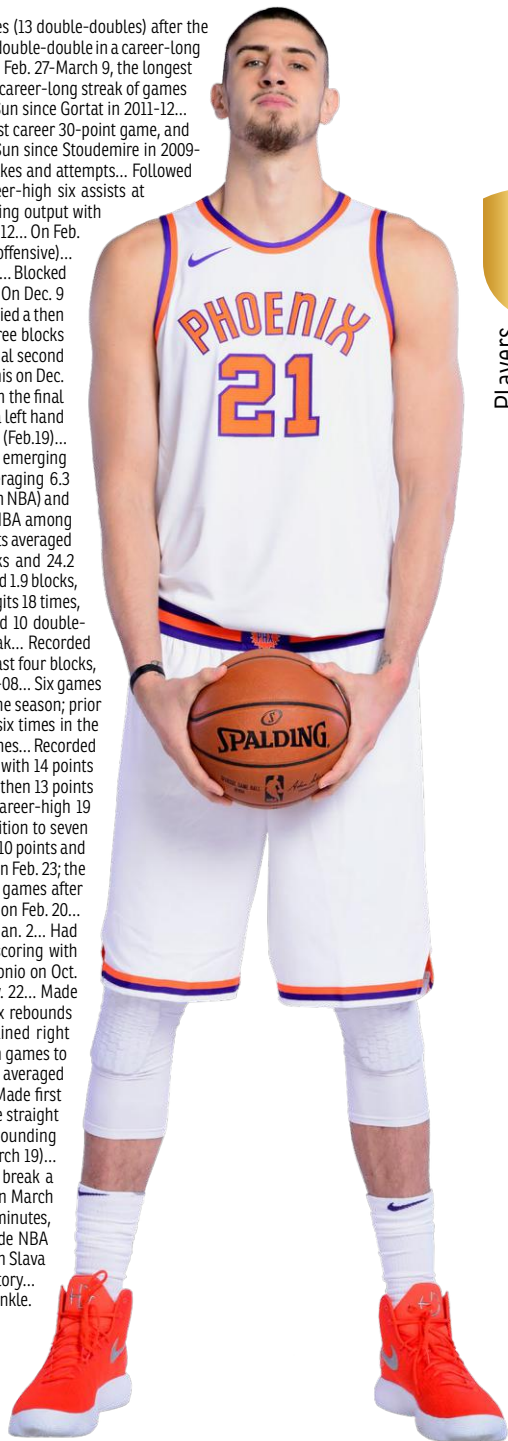
**FTM - 11** (3/4/16 at Orlando)

**FTA - 14** (3/4/16 at Orlando)

**MINUTES - 40** (3/3/16 at Miami)

break, averaging 13.0 points and 10.3 rebounds in 27 games (13 double-doubles) after the break... Had best statistical stretch of career in recording a double-double in a career-long six straight (averaging 19.3 points and 13.7 rebounds) from Feb. 27-March 9, the longest streak by a Sun since Marcin Gortat in 2012-13... Extended career-long streak of games with 10+ rebounds to 10 straight games, the longest by a Sun since Gortat in 2011-12... On March 4 at Orlando, had a career-high 31 points, his first career 30-point game, and 15 rebounds to post first game of at least 30 and 15 by a Sun since Stoudemire in 2009-10... Shot 11-14 FT on March 4, setting career-highs in makes and attempts... Followed 30/15 game with 19 points, 16 rebounds and a then career-high six assists at Memphis on March 6... Produced his second-highest scoring output with 26 points to go with 13 rebounds at Golden State on March 12... On Feb. 4 vs. Houston, grabbed a career-high 18 rebounds (nine offensive)... Dished out a career-high seven assists on April 7 at Houston... Blocked a shot in a career-long 12 straight games from Dec. 1-20... On Dec. 9 vs. Orlando, scored a then career-high 20 points (7-10 FG), tied a then season-high with 14 rebounds, tied a season-high with three blocks and blocked a potential game-tying three-pointer in the final second to seal a win... Had 12 points and seven rebounds at Memphis on Dec. 6, making a game-tying tip-in and a tie-preserving block in the final 12 seconds of an eventual loss... Missed three games with a left hand sprain (Jan. 12-17) and one game with a right ankle sprain (Feb.19)... **2014-15:** Had a breakthrough second season with the Suns, emerging as one of the league's best young shot blockers and averaging 6.3 points (50.7 FG%, 70.2 FT%), 6.6 rebounds, 1.5 blocks (18th in NBA) and 22.0 minutes in 69 games (44 starts)... Ranked 7th in the NBA among qualified players with 2.5 blocks per 36 minutes... In 44 starts averaged 6.9 points (49.8 FG%, 66.7 FT%), 7.7 rebounds, 1.9 blocks and 24.2 minutes... After entering starting lineup on Dec. 15, averaged 1.9 blocks, 1.8th most in the NBA past that date... Scored in double-digits 18 times, had double-digit rebounds 16 times (led team) and posted 10 double-doubles, including five in 18 games after the All-Star break... Recorded six games with at least five blocks and 10 games with at least four blocks, the most by a Sun since Amar'e Stoudemire had 15 in 2007-08... Six games with at least five blocks all came in the final 52 games of the season; prior to those 52 games, any Suns player had five-plus blocks six times in the previous 185 games... Led team in blocks a team-high 36 times... Recorded consecutive double-doubles for the first time in his career with 14 points and a then career-high 13 rebounds at Memphis on Jan. 11 then 13 points and 10 boards vs. Cleveland on Jan. 13... Scored a then career-high 19 points, making a then career-high eight field goals in addition to seven rebounds at Boston on Nov. 17... Had a double-double with 10 points and 12 rebounds and a career-high-tying six blocks vs. Boston on Feb. 23; the second time with a double-double and six blocks in three games after posting 11 points, 10 rebounds and six blocks at Minnesota on Feb. 20... First set his career-high of six blocks vs. Philadelphia on Jan. 2... Had first career double-double and first career double-digit scoring with 10 points and a then-career-high 11 rebounds vs. San Antonio on Oct. 31... Recorded a career-high four steals at Indiana on Nov. 22... Made first start of season (fourth career) with six points and six rebounds vs. Milwaukee on Dec. 15... Missed six games to a sprained right ankle (Feb. 6-10, March 7, March 15-19) and the final seven games to a broken nose (April 2-14)... **2013-14:** In his rookie season averaged 2.0 points and 2.4 rebounds in 42 games (three starts)... Made first career start on March 4 vs. the L.A. Clippers, starting three straight games from March 4-9... Recorded one double-digit rebounding game... Scored season-high nine points twice (Jan. 19, March 19)... Had six points including the go-ahead tip-in and-one to break a tie and give the Suns the lead for good with 54.0 to play on March 14 at Boston... Had season-highs of 10 rebounds and 22 minutes, in addition to seven points at Milwaukee on Jan. 29... Made NBA debut in season opener vs. Portland on Oct. 30... Along with Slava Kravtsov, became the first Ukrainian teammates in NBA history... Missed 26 games (Nov. 5-15, Nov. 22-Jan. 2) with a sore left ankle.

continued...





**Alex Len... continued****College**

Two-year performer at Maryland, averaged 9.7 points, 7.0 rebounds and 2.08 blocks in 60 career games (48 starts)... Had 32 career double-digit scoring games and seven career double-doubles... Named honorable mention All-ACC and to the All-ACC Defensive Team as a sophomore in 2012-13... Selected to the USBWA All-District III Team... Led the ACC with 78 blocks and 2.1 blocks per game as a sophomore... Ranked second on the team with 11.9 points and fifth in the conference with 7.8 rebounds per game in 38 contests... Tallied a career-high 23 points in addition to 12 rebounds in season opener against No. 3 Kentucky on Nov. 9, 2012... Hit the game-winning shot to give Maryland a 51-50 victory over NC State, scoring on a tip-in with 0.9 seconds left... Blocked a career-high six shots in the NIT semifinal vs. Iowa, while posting 16 points and nine rebounds... Averaged 6.0 points, 5.4 rebounds and 2.14 blocks in 22 games as a freshman in 2011-12... Ranked third in the ACC in conference games only with 2.2 blocks per game... Had 14 points, eight rebounds and three blocks in collegiate debut vs. Albany on Dec. 28, 2011.


**International Career**

Represented Ukraine at the 2010 FIBA Europe U18 Championship... In nine games, averaged 16.0 points (4th highest at competition), 11.4 rebounds (2nd), 4.3 blocks (1st) and 1.7 steals (13th) in 29.0 minutes... Nearly recorded a triple-double with 20 points, 17 rebounds and nine blocked shots vs. Germany... Posted 24 points and 20 rebounds in a win over Sweden... Also represented Ukraine at the 2009 FIBA Europe U16 Championship... Averaged 8.0 points, 4.8 rebounds and 2.6 blocks (2nd highest at competition) in 18.6 minutes in five games.

**Personal**

Born Oleksiy Len on June 16, 1993, in Anratsit, Ukraine... Mother is Julia Len, a former track athlete... Has a sister, Anna Shaposhnikova... A gymnast growing up because he liked Jackie Chan movies... Began playing basketball at age 12... Combined gymnastics and basketball backgrounds at first Maryland midnight scrimmage, performing a cartwheel before being passed a ball and dunking when introduced... Majored in Family Sciences at Maryland... Speaks Ukrainian and Russian in addition to English... Likes to play chess... Favorite movies are A Bronx Tale, Pulp Fiction and Goodfellas... Favorite offseason activity is swimming... Favorite comfort food is pasta... While on vacation in the Dominican Republic in April 2016, helped save his friend from drowning in rough tides... Follow on Twitter @alexlen

# Elijah Millsap #22



**Guard**      **6-6**      **225**      **Current NBA Season: 4**

**Born: 8/12/87, Grambling, LA**      **College: UAB**

**Acquired: Signed as a free agent on April 9, 2017**

**Status: Signed through 2017-18**

## 2016-17

Excelled with the Northern Arizona Suns of the NBA G League before playing in two games with the Phoenix Suns after signing a multi-year contract on April 9... Had two rebounds in 12 scoreless minutes vs. Dallas on April 9 in his Suns debut... Scored three points to go with four rebounds in 11 minutes in the season finale at Sacramento on April 11... Was the leading scorer for the Suns' NBA G League affiliate, the Northern Arizona Suns, in their inaugural campaign... Became the first-ever GATORADE Call-Up by the Phoenix Suns of an NAZ Suns player... Averaged a team-high 19.7 points (15th in G League) plus 7.9 rebounds (18th), 4.0 assists (21st), 2.1 steals (5th) and 37.0 minutes (4th) while starting all 50 games for the NAZ Suns... Was one of just two players to rank in the G League's top 25 in points, rebounds and assists per game along with Manny Harris... Led the NAZ Suns with 13 double-doubles... Registered the highest-scoring game in team history with a career-high 38 points in the season finale at Reno on April 1... Scored 30+ points four times and 20+ points 23 times.

### AWARDS AND RECOGNITION

All-NBA G League Second Team for 2011-12... NBA G League All-Star in 2012... NBA G League All-Rookie Second Team in 2010-11.

### CAREER NOTES

Three-year NBA player with six years of experience in the NBA G League, has averaged 4.2 points and 2.8 rebounds in 69 career NBA games (five starts) with Utah (2014-16) and the Suns (2017)... Has six double-digit scoring games in his NBA career... An NBA G League All-Star in 2012, has averaged 18.1 points, 6.6 rebounds and 3.5 assists in 205 G League games with Tulsa (2010-11), Los Angeles (2011-14), Bakersfield (2014-15) and Northern Arizona (2016-17)... **TRANSACTIONS:** Undrafted out of UAB in the 2010 NBA Draft... Participated in training camps in 2010 with Oklahoma City, 2011 with L.A. Lakers and 2014 with Milwaukee... Signed 10-day contracts with Utah on Jan. 5 and 15 then signed to multi-year contract on Jan. 25, 2015... Waived by Utah on Jan. 5, 2016... Signed multi-year contract with the Suns on April 9, 2017... Has played six seasons in the NBA G League in addition to playing professionally for clubs in Israel and the Philippines... Has NBA Summer League experience with Detroit in 2010, Atlanta in 2012, G League Select in 2013 and Philadelphia in 2014... **2015-16:** Played in 20 games with the Jazz, averaging 1.8 points, 1.8 rebounds, 1.0 assists and 8.7 minutes before being waived on Jan. 5... Scored season-high eight points at Orlando on Nov. 13... Finished the season with Maccabi Tel Aviv of the Israeli Basketball Premier League then the San Miguel Beermen of the Philippine Basketball Association... **2014-15:** In his first NBA season, averaged 5.3 points, 3.2 rebounds, 1.2 assists and 1.2 steals in 19.7 minutes in 47 games (five starts) after initially signing with the Jazz on Jan. 5... Scored in double-digits six times including a career-high 17 points vs. L.A. Lakers on Feb. 25... Swiped a career-high five steals vs. Milwaukee on Feb. 28... Had career-high

*continued...*

### NBA Regular Season Statistics

YEAR	TEAM	G	MIN	FIELD GOALS		3-POINT		FREE THROWS		REBOUNDS		AST	STL	BLK	PTS	- AVERAGES -		
				FGM-FGA	PCT	FGM-FGA	PCT	FTM-FTA	PCT	OFF-DEF	TOT					RPG	APG	PPG
14-15	Utah	47	924	81-238	.340	28-90	.311	58-86	.674	28-122	150	58	56	16	248	3.2	1.2	5.3
15-16	Utah	20	173	11-39	.282	1-12	.083	13-18	.722	6-29	35	19	7	3	36	1.8	1.0	1.8
16-17	Phoenix	2	23	1-7	.143	0-2	.000	1-2	500	3-3	6	1	0	0	3	3.0	0.5	1.5
<b>TOTALS</b>		<b>69</b>	<b>1120</b>	<b>93-284</b>	<b>.327</b>	<b>29-104</b>	<b>.279</b>	<b>72-106</b>	<b>.679</b>	<b>37-154</b>	<b>191</b>	<b>78</b>	<b>63</b>	<b>19</b>	<b>287</b>	<b>2.8</b>	<b>1.1</b>	<b>4.2</b>

### Career Highs

**POINTS - 17** (2/25/15, Utah vs. L.A. Lakers)

**REBOUNDS - 9** (4/1/15, Utah vs. Denver)

**ASSISTS - 7** (4/15/15, Utah at Houston)

**BLOCKS - 2** (2 times, last 3/19/15, Utah at L.A. Lakers)

**STEALS - 5** (2/28/15, Utah vs. Milwaukee)

**FGM - 6** (3/27/15, Utah at Denver)

**FGA - 11** (1/10/15, Utah at Houston)

**3-PT FGM - 3** (2 times, last 2/20/15, Utah vs. Portland)

**3-PT FGA - 6** (2/20/15, Utah vs. Portland)

**FTM - 6** (2/25/15, Utah vs. L.A. Lakers)

**FTA - 7** (2/25/15, Utah vs. L.A. Lakers)

**MINUTES - 37** (2 times, last 2/11/15, Utah at Dallas)

**Elijah Millsap... continued**

nine rebounds vs. Denver on April 1... Dished out a career-high seven assists at Houston on April 15... Made NBA debut on Jan. 5 vs. Indiana; made first start on Feb. 7 vs. Sacramento... Prior to signing with the Jazz, appeared in 19 games for Bakersfield of the G League, averaging 20.6 points, 8.3 rebounds, 5.2 assists and 2.1 steals... Recorded eight double-doubles and one triple-double for the Jam... Spent the 2014 preseason with Milwaukee... **2013-14:** Played with Maccabi Ashod of the Israeli Basketball Premier League, averaging 12.6 points, 6.4 rebounds, 1.5 assists and 1.3 steals in eight games... Closed the season with Los Angeles of the G League, playing in one game and scoring five points... **2012-13:** Signed with the Shanghai Sharks of the Chinese Basketball Association though did not appear in a game before returning to the NBA G League... Averaged 17.4 points, 6.1 rebounds, 3.6 assists and 2.0 steals in 44 games (37 starts) with Los Angeles... Joined the Petron Blaze Boosters (club would later be renamed the San Miguel Beermen) of the Philippine Basketball Association for the 2013 Governor's Cup in the summer of 2013... **2011-12:** Earned All-NBA G League Second Team honors and was an NBA G League All-Star, appearing in 41 games (33 starts) with Los Angeles... Averaged 19.4 points, 6.3 rebounds, 3.2 assists and 1.9 steals in 33.0 minutes for the D-Fenders... Participated in training camp with the L.A. Lakers... **2010-11:** In his first professional season, averaged 15.2 points, 5.3 rebounds, 2.6 assists and 1.2 steals in 50 games (44 starts) with the Tulsa 66ers of the G League... Named to the NBA G League All-Rookie Second Team... Played in the preseason with Oklahoma City.

**College**

Played one season at UAB (2009-10) after playing his first two seasons at Louisiana-Lafayette (2006-08)... Averaged 16.1 points, 9.5 rebounds, 1.8 assists and 1.6 steals in his lone season with the Blazers, earning 2010 All-Conference USA First Team honors... Sat out the 2008-09 season due to NCAA transfer rules... Averaged 9.4 points, 5.4 rebounds and 1.5 steals in 22.0 minutes with the Ragin' Cajuns in 2007-08... Named the 2007 Sun Belt Conference Freshman of the Year after averaging 12.4 points, 7.3 rebounds and 1.3 steals in 25.2 minutes with Louisiana-Lafayette in 2006-07... **HIGH SCHOOL:** Was a four-year letterwinner at Grambling H.S. in Grambling, Louisiana... Named the MVP in the Louisiana Class A ranks as a senior after averaging 29.8 points and 14.5 rebounds.


**Personal**

Born Elijah Millsap on Aug. 12, 1987, in Grambling, Louisiana... Mother is Bettye Millsap... Has two older brothers, John and Paul, and one younger brother, Abraham... Paul is an 11-year NBA veteran and four-time All-Star currently with the Atlanta Hawks... John played at UTSA and has played in the G League and Abraham played at Tennessee State University... Majored in Business at UAB... Follow on Twitter @Elijah\_Millsap



# Alec Peters

#25



Players

**Forward**      6-9      235      **Current NBA Season: R**

**Born:** 4/13/95, Washington, IL      **College:** Valparaiso

**Acquired:** Selected with the 54th overall pick (second round) of the 2017 NBA Draft

**Status:** Signed through 2017-18

## Pro Career

Selected by the Suns with 54th overall pick in the second round of the 2017 NBA Draft... Became the first Valparaiso player to be drafted since Bryce Drew was taken 16th overall by Houston in 1998... Was unable to play with the Suns at NBA Summer League 2017 in Las Vegas as he recovered from a stress fracture in his right foot that prevented him from working out for teams prior to the draft.

## College

Had a decorated four-year career at Valparaiso, breaking the school's career marks in scoring (2,348), rebounding (996), field goals made (790), free throws made (479) and games started (134)... Earned AP All-America Honorable Mention recognition as a junior and a senior, and won Horizon League Player of the Year as a senior... As a senior in 2016-17, averaged 23.0 points (46.6 FG%, 36.3 3FG%, 88.7 FT%) and 10.1 rebounds as he was the only player in Division I to rank in the top 20 nationally in both scoring and rebounding... Senior season ended prematurely with a stress fracture in his right foot that caused him to miss the final three games and a potential run in the conference tournament... Broke Bryce Drew's Valpo scoring record on Jan. 22 vs. Illinois-Chicago, topping the mark of his coach during his first three seasons at the school... Earned All-Horizon First Team honors as a junior in 2015-16, averaging 18.4 points (50.5 FG%, 44.0 3FG%, 85.0 FT%) and 8.5 rebounds... Became the second player in Division I over the last two decades to average at least 18 points and eight rebounds while hitting at least 80 three-pointers, joining Kevin Durant... Scored a career-high 39 points in addition to grabbing 14 rebounds at Detroit on Jan. 10... Earned All-Horizon First Team honors and was selected Horizon League Championship Tournament MVP as a sophomore in 2014-15, helping the Crusaders to an NCAA tournament berth... Averaged 16.8 points (48.9 FG%, 46.6 3FG%, 82.9 FT%) and 6.7 rebounds... A Horizon League All-Freshman Team choice in 2013-14 after averaging 12.7 points and 4.8 rebounds... **HIGH SCHOOL:** A four-year letterwinner at Washington Community H.S. in Washington, Illinois... Finished fifth in Illinois Mr. Basketball voting as a senior, leading the Panthers to 28 wins and a spot in the regional finals... Named a first-team all-state selection in each of his final two seasons... Also lettered twice in football.

## Personal

Born April 13, 1995 in Washington, Illinois... Son of Carrie and Jeff Peters... Jeff directed youth basketball leagues and would use young Alec as his demonstrator when hosting coaching clinics, helping the development of his fundamentals... Earned bachelor's degree in sports management in 2016... Named a CoSIDA Academic All-America First Team honoree as a senior and a three-time All-Horizon Academic Team member... The video of his reaction to being selected by the Suns while watching in his hometown of Washington went viral on draft night... Follow on Twitter @petersalec

## College Career Statistics

YEAR TEAM	G	MIN	FIELD GOALS		3-POINT		FREE THROWS		REBOUNDS			AST	STL	BLK	PTS	- AVERAGES -		
			FGM-FGA	PCT	FGM-FGA	PCT	FTM-FTA	PCT	OFF-DEF	TOT	RPG					APG	PPG	
13-14 Valpo	34	1006	154-314	.490	57-149	.383	68-88	.773	33-131	164	49	29	5	433	4.8	1.4	12.7	
14-15 Valpo	34	1039	195-399	.489	83-178	.466	97-117	.829	64-163	227	42	24	11	570	6.7	1.2	16.8	
15-16 Valpo	37	1186	223-442	.505	91-207	.440	142-167	.850	93-219	312	49	26	11	679	8.4	1.3	18.4	
16-17 Valpo	29	1019	218-468	.466	58-160	.363	172-194	.887	74-219	293	64	23	11	666	10.1	2.2	23.0	
<b>TOTALS</b>	<b>134</b>	<b>4250</b>	<b>790-1623</b>	<b>.487</b>	<b>289-694</b>	<b>.416</b>	<b>479-566</b>	<b>.846</b>	<b>264-732</b>	<b>996</b>	<b>204</b>	<b>102</b>	<b>38</b>	<b>2348</b>	<b>7.4</b>	<b>1.5</b>	<b>17.5</b>	

# Davon Reed

#32



**Guard**      **6-6**      **210**      **Current NBA Season: R**

**Born: 6/11/95, Ewing, NJ**      **College: Miami**

**Acquired: Selected with the 32nd overall pick (second round) of the 2017 NBA Draft**

**Status: Signed through 2020-21**

## Pro Career

Underwent a meniscus repair of his left knee on Aug. 24, 2017; he is expected to return to full basketball activity in approximately four to six months from the time of the procedure... Made his professional debut at NBA Summer League 2017 in Las Vegas, averaging 14.0 points, 4.0 rebounds and 1.2 steals in 27.4 minutes over six games... Selected by the Suns with 32nd overall pick in the second round of the 2017 NBA Draft... Became the second Miami player to ever be drafted by the Suns (Dwayne Collins in 2010).

## College

Played four seasons at Miami, finishing 16th in Hurricanes history with 1,343 points, fourth with 131 games played, fifth with a 39.5 3FG%, fifth in minutes played with 3,679, seventh with 202 three-pointers made and eighth in games started with 99... Averaged 10.3 points (43.0 FG%, 39.5 3FG%, 77.7 FT%), 3.6 rebounds, 1.6 assists, 0.9 steals and 28.1 minutes for his career, increasing his scoring and rebounding averages in each season... Had his best season as a senior in 2016-17, averaging career highs of 14.9 points, 4.8 rebounds, 2.4 assists and 1.3 steals in 33 games to earn All-ACC Third Team and ACC All-Defensive Team honors... Was the only player on the 2016-17 ACC All-Defensive Team to also rank in the top ten in conference play in both free throw percentage (.857) and three-point percentage (.404)... Scored a career-high 26 points at NC State on Feb. 4, making a career-high seven three-pointers... Averaged 11.1 points and 4.1 rebounds as a junior in 2015-16, posting a double-double with 10 points and a career-high-tying 12 rebounds in a win over Buffalo in the NCAA tournament... Helped the Hurricanes to the Sweet Sixteen in 2016, their third appearance in the regional semifinals in school history... As a sophomore in 2014-15, averaged 8.2 points and ranked first in the ACC by shooting 52.7 3FG% in conference games (45.7 3FG% in all games)... Posted 6.6 points and 1.7 rebounds per game as a freshman in 2013-14, starting 10 of 33 games... **HIGH SCHOOL:** Played at Princeton Day School in New Jersey, averaging 24.0 points and 10.0 rebounds as a senior to earn Prep B Player of the Year honors in New Jersey... Twice named an all-area player of the year... Also played football as a freshman.

## Personal

Born Davon Malcolm Reed on June 11, 1995... Name is pronounced DAY-von... Parents are Rose and David Reed; brother is Miles... Hometown is Ewing, New Jersey... Majored in sports administration with a minor in marketing and communications at Miami, named to the Dean's List in three different semesters and the Athletic Director's Honor Roll in seven different semesters... Won the ACC's Skip Prosser Award in 2017, given to the conference's top men's basketball scholar-athlete... Volunteered at the Miami Rescue Mission Homeless Shelter... Representative of the Student-Athlete Advisory Committee at Miami... First played organized basketball at age five and first dunked in the summer before his freshman year of high school... Follow on Twitter @ClutchREED\_5

### College Career Statistics


YEAR	TEAM	G	FIELD GOALS			3-POINT		FREE THROWS		REBOUNDS			- AVERAGES -					
			MIN	FGM-FGA	PCT	FGM-FGA	PCT	FTM-FTA	PCT	OFF-DEF	TOT	AST	STL	BLK	PTS	RPG	APG	PPG
13-14	Miami	33	683	71-207	.343	40-112	.357	35-52	.673	12-43	55	38	16	4	217	1.7	1.2	6.6
14-15	Miami	30	824	77-164	.470	37-81	.457	56-77	.727	25-96	121	57	27	13	247	4.0	1.9	8.2
15-16	Miami	35	1007	129-275	.469	46-120	.383	84-103	.816	21-122	143	42	27	15	388	4.1	1.2	11.1
16-17	Miami	33	1165	161-372	.433	79-199	.397	90-108	.833	28-130	158	80	43	16	491	4.8	2.4	14.9
<b>TOTALS</b>		<b>131</b>	<b>3679</b>	<b>438-1018</b>	<b>.430</b>	<b>202-512</b>	<b>.395</b>	<b>265-340</b>	<b>.779</b>	<b>86-391</b>	<b>477</b>	<b>217</b>	<b>113</b>	<b>48</b>	<b>1343</b>	<b>3.6</b>	<b>1.7</b>	<b>10.3</b>





# Tyler Ulis

## #8



Players

**Guard**      **5-10**      **160**      **Current NBA Season: 2**

**Born: 1/5/96, Southfield, MI**      **College: Kentucky**

**Acquired: Selected with the 34th overall pick (second round) of the 2016 NBA Draft**

**Status: Signed through 2019-20**

## 2016-17

Underwent a minor surgery on his right ankle on May 10, 2017... Solid throughout the year, proved himself as one of the NBA's best rookies in an elevated role late in the season... Averaged 7.3 points (14th among rookies), 42.1 FG% (9th), 3.7 assists (3rd) and 0.79 steals (8th) in 18.4 minutes in 61 games (15 starts)... After the All-Star break ranked 3rd among rookies in scoring average (13.2), 1st in assists per game (7.2) and 4th in steals per game (1.12)... In 15 starts (the season's final 15 games), scored in double figures 13 times and averaged 16.1 points, 8.5 assists and 1.20 steals with a 3.34 assist-to-turnover ratio; since 1990-91, Darren Collison and Damon Stoudamire are the only other rookies to average at least 8.5 assists in games started (min. 10 starts)... Named NBA Western Conference Rookie of the Month for April after leading all rookies with 20.7 points and 6.8 assists per game, the first NBA rookie to average at least these amounts in a calendar month since Damian Lillard in March 2013... Scored 20+ points four times in six games during April, closing the season on a career-long nine-game streak scoring in double figures... Recorded 19 games with 10+ points, five with 20+ and one with 30+... Had 10+ assists in six games and six double-doubles... His six point-assist double-doubles were more than the rest of the 2016-17 rookie class combined (four) and the most by a Suns rookie since Kevin Johnson had 11 in 1987-88... Scored a career-high 34 points (15-22 FG, 3-7 3FG, 1-1 FT) vs. Houston on April 2, the highest-scoring game by any NBA rookie for the season; just missed a triple-double with nine assists and a career-high nine rebounds, becoming the first NBA rookie to record at least 34/9/9 since Stephen Curry on Feb. 10, 2010... His 34 points are the most ever by a Suns player shorter than 6-0... In a win vs. Dallas on April 9, recorded the only game of at least 20 points (20) and 10 assists (10) by an NBA rookie for the season... Posted two straight double-doubles from March 28-30, dishing out a career-high-tying 13 assists vs. LA Clippers on March 30... Made first career start and notched first career double-double with 13 points and a career-high 13 assists vs. Sacramento on March 15... Scored a then career-high 20 points vs. Boston on March 5, including a game-winning 25-foot three-pointer at the buzzer to cap a wild final minute and give the Suns a 109-106 victory... Twice recorded his season-high of four steals: Nov. 18 at Indiana and Nov. 19 at Philadelphia... Made his NBA debut in the season opener vs. Sacramento on Oct. 26 and had his first double-digit scoring game at Indiana on Nov. 18... Part of the youngest lineup in NBA history on March 23 at Brooklyn when he started alongside Devin Booker, Marquese Chriss, Derrick Jones and Alex Len... In one game with the Northern Arizona Suns of the NBA G League recorded 13 points and nine assists vs. Santa Cruz on Dec. 14.

### AWARDS AND RECOGNITION

Finalist for Game Winner of the Year in the Fan Vote for NBA Awards 2017 for his three-pointer at the buzzer vs. Boston on March 5... Named NBA Western Conference Rookie of the Month for April 2017 after leading all rookies with both 20.7 points and 6.8 assists per game; became the fifth Sun to win Rookie of the Month since its inception, joining Marquese Chriss (January 2017), Amar'e Stoudemire (January and April 2003), Kevin Johnson (April 1988) and Armon Gilliam (January 1988)... Named to the 2016 All-NBA Summer League Second Team after averaging 14.5 points, 6.3 assists and 2.8 steals in Las Vegas; in the quarterfinals against Denver, made a 35-foot three-pointer at the overtime buzzer to give the Suns an 82-81 win.

*continued...*

### NBA Regular Season Statistics

YEAR TEAM	G	FIELD GOALS			3-POINT		FREE THROWS		REBOUNDS			- AVERAGES -					
		MIN	FGM-FGA	PCT	FGM-FGA	PCT	FTM-FTA	PCT	OFF-DEF	TOT	AST	STL	BLK	PTS	RPG	APG	PPG
16-17 Phoenix	61	1123	184-437	.421	21-79	.266	55-71	.775	20-75	95	226	48	5	444	1.6	3.7	7.3

### Career Highs

**POINTS - 34** (4/2/17 vs. Houston)

**REBOUNDS - 9** (4/2/17 vs. Houston)

**ASSISTS - 13** (2 times, last 3/30/17 vs. LA Clippers)

**BLOCKS - 1** (5 times, last 4/9/17 vs. Dallas)

**STEALS - 4** (2 times, last 11/19/16 at Philadelphia)

**FGM - 15** (4/2/17 vs. Houston)

**FGA - 25** (4/11/17 at Sacramento)

**3-PT FGM - 3** (2 times, last 4/11/17 at Sacramento)

**3-PT FGA - 8** (4/11/17 at Sacramento)

**FTM - 4** (3 times, last 4/11/17 at Sacramento)

**FTA - 6** (4/11/17 at Sacramento)

**MINUTES - 45** (2 times, last 4/2/17 vs. Houston)

**Tyler Ulis... continued****CAREER NOTES**

Selected by the Suns with the 34th overall pick (second round) in the 2016 NBA Draft... Became the seventh Kentucky player to ever be drafted by the Suns and the fourth in a two-year span... Made his professional debut at NBA Summer League 2016 where he was named to the All-NBA Summer League Second Team.

**College**

Played two seasons at Kentucky (2014-16), averaging 11.3 points, 5.3 assists, 2.4 rebounds and 1.2 steals in 30.1 minutes in 72 total games... As a sophomore in 2015-16, won the Bob Cousy Award, given to the nation's top point guard and was named First Team All-America by The Sporting News, AP and USA Today... Averaged 17.3 points, 7.0 assists, 3.0 rebounds and 1.5 steals in 35 games as a sophomore to be named SEC Player of the Year by the coaches and media, in addition to being chosen as the SEC Defensive Player of the Year, All-SEC First Team and SEC All-Defensive Team... Joined Kentucky's Anthony Davis in 2011-12 as the only two players in league history to be named SEC Player of the Year and SEC Defensive Player of the Year in the same season... Named SEC Tournament MVP after averaging 24.0 points and 5.0 assists in three games to lead the Wildcats to the title... Set a new single-season Kentucky record with 246 assists... Set a school record with a streak of 28 straight games posting at least four assists... Set a Kentucky record with 14 games scoring at least 20 points while dishing out at least five assists... In seven games against ranked opponents, averaged 24.4 points (54.2 FG%) and 7.6 assists... Scored a career-high 30 points in the SEC Tournament title game against Texas A&M on March 13... As a freshman in 2014-15, teamed with Suns guard Devin Booker to help the Wildcats start the season 38-0 and tie an NCAA record with 38 wins... Named to the All-SEC Freshman Team by the league's coaches for averaging 5.6 points, 3.6 assists and 1.0 steals in 23.8 minutes in 37 games... Made a critical three-pointer late in the game vs. Notre Dame to help Kentucky win the Midwest Regional and advance to the Final Four... **HIGH SCHOOL:** Capped his career at Marian Catholic in Chicago Heights, Ill., as the school's all-time leader in points (2,335), assists (578) and steals (283)... Averaged 23.0 points, 6.8 assists and 3.7 rebounds as a senior to lead Marian to 28 wins and its second straight appearances in the superregionals... A two-time Illinois All-State selection and Southtown Star Player of the Year, was selected to both the McDonald's All-America and Jordan Brand Classic games following his senior season.

**Personal**

Born on Jan. 5, 1996 in Southfield, Mich.... Parents are James Ulis and Kelly Reed... Has four brothers, Ahron, Jaden Reed, Anton Porter and James... Two cousins, Travis Walton and Jamar Butler, played college basketball at Michigan State and Ohio State, respectively... Another cousin, Shareese Ulis, was a two-year starter for the Cincinnati women's basketball team... Played at Kentucky and is close friends with fellow Suns guard Devin Booker... Wore No. 3 at Kentucky because he idolized Allen Iverson when he was younger... Founded the Tyler Ulis Foundation with a mission to educate and encourage youth through camps and mentoring programs with events including food drives, fundraisers and backpack giveaways... His foundation held its inaugural youth camp at Marian Catholic High School in Chicago Heights in Aug. 2017... Follow on Twitter @tulis3



# T.J. Warren #12



**Forward**    **6-8**    **215**    **Current NBA Season: 4**

**Born: 9/5/93, Durham, NC**    **College: North Carolina State**

**Acquired: Selected with the 14th overall pick (first round) of the 2014 NBA Draft. Signed contract extension with Suns on Sept. 26, 2017**

**Status: Signed through 2021-22**

## 2016-17

Signed multiyear contract extension with Suns on Sept. 26, 2017... Registered the best season of his three-year career, emerging as one of the league's most efficient scoring wings... Averaged career-highs of 14.4 points, 5.1 rebounds, 1.2 steals, 1.1 assists and 31.0 minutes in 66 games (59 starts)... Ranked 28th on the NBA leaderboard by shooting 49.5 FG%... Posted strong bookends to the season, starting the season by averaging 20.0 points on 47.4 FG% through the first 11 games and closing the season by averaging 18.9 points on 54.2 FG% over the final 12 games... After the All-Star break, averaged 17.6 points on 56.0 FG% and 7.7 rebounds, one of just six players to average at least 15 points on at least 55 FG% after the break; the only other non-center to do so was LeBron James... Shot 71.2 FG% from the restricted area for the season, 9th in the NBA among those with at least 150 makes in the area... Recorded 48 games with 10+ points, 18 with 20+ and one with 30+... Recorded five games with 10+ rebounds and five double-doubles... Prior to March 7 only had one career double-double; closed season with five in his final 16 games... Scored 10+ points in a career-long 19 straight games from Feb. 15-April 1... Recorded 18 games with 20+ points after entering the season with only three in his career, matching his career total just five games into the season... Tallied 30 points for the first time in his career with a career-high 30 points (13-18 FG) while playing a career-high 46 minutes at Oklahoma City on Oct. 28; surpassed his previous high of 29 which was also set against the Thunder (Dec. 31, 2015)... Scored 18 points including the game-winner on a backdoor cut with :07.4 left in OT at New Orleans on Nov. 4... Had his first double-double of the season with 15 points and 10 rebounds vs. Washington on March 7; followed it with his second straight by posting 17 points and 13 boards vs. L.A. Lakers on March 9... Grabbed a career-high 16 rebounds and scored 23 points for his fifth and final double-double of the season and first career 15/15 game vs. Oklahoma City on April 7... Scored 21 points on 8-8 FG and 3-3 FT vs. Dallas on April 9, becoming the first Suns player to score 20+ points without missing a field goal or free throw since Steve Nash in 2011... Missed 13 games with a minor head injury (Nov. 19-Dec. 15), two games with a left foot contusion (March 23-24) and one game to illness (April 2).

### AWARDS AND RECOGNITION

Named to the 2015 All-NBA Summer League First Team after averaging a team-high 18.7 points on 54.0 FG% to help the Suns to a runner-up finish... Named to the 2014 All-NBA Summer League First Team after averaging a team-high 17.8 points on 54.5 FG% for the Suns.

### CAREER NOTES

Three-year NBA player, all with the Suns, with career averages of 11.2 points (50.2 FG%, 31.2 3FG%, 75.1 FT%), 3.7 rebounds, 0.9 steals and 24.4 minutes in 153 games (64 starts)... In 64 career starts has averaged 14.8 points (50.5 FG%, 26.5 3FG%, 78.7 FT%), 5.3 rebounds and 1.2 steals in 31.8 minutes... By averaging 11.2 points on 50.2 FG% for his career is one of just two players continued...

### NBA Regular Season Statistics

YEAR	TEAM	G	FIELD GOALS			3-POINT		FREE THROWS		REBOUNDS		AST	STL	BLK	PTS	- AVERAGES -		
			MIN	FGM-FGA	PCT	FGM-FGA	PCT	FTM-FTA	PCT	OFF-DEF	TOT					RPG	APG	PPG
14-15	Phoenix	40	614	113-214	.528	5-21	.238	14-19	.737	41-44	85	25	18	9	245	2.1	0.6	6.1
15-16	Phoenix	47	1070	221-441	.501	28-70	.400	45-64	.703	57-90	147	44	37	16	515	3.1	0.9	11.0
16-17	Phoenix	66	2048	403-814	.495	26-98	.265	119-154	.773	125-214	339	75	76	39	951	5.1	1.1	14.4
<b>TOTALS</b>		<b>153</b>	<b>3732</b>	<b>737-1469</b>	<b>.502</b>	<b>59-189</b>	<b>.312</b>	<b>178-237</b>	<b>.751</b>	<b>223-348</b>	<b>571</b>	<b>144</b>	<b>131</b>	<b>64</b>	<b>1711</b>	<b>3.7</b>	<b>0.9</b>	<b>11.2</b>

### Career Highs

**POINTS - 30** (10/28/16 at Oklahoma City)

**REBOUNDS - 16** (4/7/17 vs. Oklahoma City)

**ASSISTS - 6** (4/14/15 vs. L.A. Clippers)

**BLOCKS - 3** (3 times, last 3/9/17 vs. L.A. Lakers)

**STEALS - 4** (3 times, last 11/13/16 at Golden State)

**FGM - 13** (10/28/16 at Oklahoma City)

**FGA - 22** (11/2/16 vs. Portland)

**3-PT FGM - 4** (12/28/15 vs. Cleveland)

**3-PT FGA - 5** (7 times, last 2/4/17 vs. Milwaukee)

**FTM - 10** (2 times, last 3/17/17 vs. Orlando)

**FTA - 11** (11/4/16 at New Orleans)

**MINUTES - 46** (10/28/16 at Oklahoma City)



### T.J. Warren... continued

(Nikola Jokic) from the 2014 NBA Draft class to average double-digits scoring on at least 50.0 FG%... Has 83 career games with 10+ points, 21 with 20+ and one with 30+... Has six games with 10+ rebounds and six double-doubles... **TRANSACTIONS:**

Selected by the Suns with the 14th overall pick (first round) in the 2014 NBA Draft... Signed with Suns on July 12, 2014... Signed multiyear contract extension with Suns on Sept. 26, 2017... **2015-16:** In second NBA season averaged 11.0 points (50.1 FG%, 40.0 3FG%, 70.3 FT%) and 3.1 rebounds in 22.8 minutes in 47 games (four starts) before missing the season's final 34 games with a right foot fracture... Became the first

NBA rookie or sophomore to average at least 10 points while shooting over 50 percent from the field and 40 percent from three-point territory (min.

30 attempts) since Ty Lawson did so in 2010-11; joined Lawson, Nicolas Batum, Josh Childress, Mark Price, Byron Scott and Andrew Toney as the only players in NBA history to accomplish this in one of their first two NBA seasons... Before his season came to an end, among qualified NBA

players to make a majority of their appearances off the bench, ranked 15th with his 11.0 points per game and third by shooting 50.1 percent from the field... Ranked 1-23rd in the NBA in field goal percentage at the time of his injury, and 2nd among qualified second-year players (Nerlens Noel)... Ranked 5th in the league (min. 75 attempts)

by shooting 50.0 percent from the field in catch-and-shoot situations... Recorded 26 games with 10+ points and three with 20+ points... Posted one game with 10+ rebounds and one

double-double... Had 10 games scoring at least 18 points, which was his season-high as a rookie... Three times

had a career-long streak of four consecutive games scoring 10+ points... Set career-highs with 29 points

(11-17 FG) and four steals in addition to nine rebounds while playing 41 minutes at Oklahoma City on Dec. 31...

Scored a then career-high 28 points, making a career-high 12 field goals on 16 attempts vs. Golden State on Nov.

27, making eight straight field goal attempts at one point in the game... Also scored 20+ points with 23 making a career-high four three-pointers on

Dec. 28 vs. Cleveland... Recorded first career double-double by scoring 15 points to go with career-highs of 11 rebounds and three blocks at Toronto

on Nov. 29... Missed one game with flu-like symptoms (Nov. 18) and the final 34 games with a right foot fracture... **2014-15:** One of the NBA's most

efficient rookie scorers, ranked 16th among rookies with an average of 6.1 points (52.8 FG%, 73.7 FT%), in addition to 2.1 rebounds and 15.4 minutes

in 40 games (one start)... Averaged 14.4 points per 36 minutes for the season, seventh in the NBA among rookies who played at least 600 total

minutes, and most by a Sun playing at least 600 minutes since Amar'e Stoudemire averaged 15.5 points per 36 minutes in 2002-03... In the

second half following the All-Star break, ranked 2nd among rookies with at least 40 field goal attempts with a 55.0 FG%, 14th with a Player

Efficiency Rating of 15.0 and 14th with 7.8 points per game... Received votes for the 2014-15 NBA All-Rookie Team... Posted nine games with at

least 10 points... Scored season-high 18 points on 8-10 FG vs. Oklahoma City on March 29... Scored a then season-high 17 points on 8-10 FG in just

19 minutes vs. Minnesota on March 11, the only NBA rookie to score 17+ points in 20 minutes or fewer in 2014-15 and the first Suns rookie to do so

since Paul McPherson in 2000-01... With two games of at least 75.0 FG% on at least 10 field goal attempts, became first Suns rookie with multiple

such games since Michael Finley had three in 1995-96... Scored 10+ points in three straight games from March 29- April 2 with a team-high-tying 13

points at Portland on March 30 and 17 points (8-12 FG) at Golden State on April 2, with 15 of the 17 coming in the fourth quarter... Made first career

start in season finale vs. L.A. Clippers and played a career-high 43 minutes (most by a Suns rookie since Stoudemire) and a career-high six assists in

addition to 10 points... Recorded first career double-digit scoring game with 11 points (5-9 FG) at Denver on Nov. 28... Made NBA debut on Nov.

9 vs. Golden State, playing one minute... Played in nine games over four assignments with the Suns' G League affiliate, the Bakersfield

Jam, averaging 26.8 points (54.4 FG%), 7.0 rebounds, 1.6 steals and 35.4 minutes... Missed the first six games of the

season due to a small fracture in his left thumb (Oct. 29-Nov. 7)... Made his professional debut with the Suns at

NBA Summer League 2014 in Las Vegas and was named to



the All-NBA Summer League Second Team... Averaged team-highs of 17.8 points and 54.5 FG% in addition to 4.8 rebounds while starting all five of the Suns' games... Named to the All-NBA Summer League First Team in July, 2015, after leading the Suns with an average of 18.7 points (54.0 FG%, 74.2 FT%), in addition to 3.6 rebounds, 1.1 steals, 1.1 blocks and 29.7 minutes in seven games to help Phoenix reach the Summer League Championship Game.

## College

Played two collegiate seasons at North Carolina State, with career averages of 18.5 points, 5.7 rebounds and 1.5 steals, shooting 55.5 FG% in 70 career games (49 starts)... As a sophomore in 2013-14, earned ACC Player of the Year and Second Team AP All-America honors after ranking third in the country with 24.9 points per game and leading the nation with 342 made field goals... Set a N.C. State single-season scoring record with 871 points, breaking the 39-year-old record previously held by Hall of Famer David Thompson (838 in 1974-75)... Also broke Thompson's school sophomore scoring average record of 24.7 points in 1972-73... In addition to 24.9 points, averaged 7.1 rebounds and 1.8 steals while shooting 52.5 FG% as a sophomore, becoming just the third player to lead the ACC in scoring and field goal percentage in the same season (Tim Duncan and Horace Grant), in addition to leading the ACC in steals in conference games... Set a school-record by scoring at least 20 points 31 times as a sophomore, including 19-straight with at least 20 points to end the season... Recorded nine games with 30+ points... Became the first N.C. State player since Thompson to score at least 40 points in consecutive games, scoring 41 in a win at Pittsburgh before getting a career-high 42 in the next game against Boston College... Named to the 2013 ACC All-Freshmen Team after averaging 12.1 points and 4.2 rebounds while shooting an ACC-best 62.2 FG%... Posted 24 double-digit scoring games as a freshman, including five games with at least 20 points... Sixth player in ACC history to lead the league in field goal percentage in two-straight seasons, and the first to do it in his freshman and sophomore seasons... **HIGH SCHOOL:** At Brewster Academy in Wolfeboro, N.H. was named a McDonald's All-American in 2012 and helped Brewster to a 33-1 record... Scored a game-high 27 points in the 2012 Kentucky Derby Festival Basketball Classic, the oldest high school all-star game in the nation... Played a season at Riverside in Durham and a season at Word of God in Raleigh before playing at Brewster.

## Personal

Full name is Anthony Warren Jr... Born on Sept. 5, 1993 in Durham, N.C... Parents are Althea and Tony Warren... Father, Tony, also played at N.C. State from 1977-79 under coach Norm Sloan... In the summer of 2015, returned to N.C. State to resume taking classes... Childhood basketball idols were Tracy McGrady and Paul Pierce... Mentored by Golden State Warriors forward David West whose older brother, Dwayne West, coached Warren while he played for AAU Garner Road Basketball Club... Supports the Stronger Raleigh campaign which benefits families living in poverty in Raleigh, N.C... Follow on Twitter @TonyWarrenJr



# Alan Williams #15



**Forward/Center**      **6-8**    **265**      **Current NBA Season: 3**

**Born: 1/28/93, Phoenix, AZ**    **College: UC Santa Barbara**

**Acquired: Signed 10-day contract on March 8, 2016; Signed multiyear contract on March 18, 2016. Re-signed with Suns on July 26, 2017**

**Status: Signed through 2019-20**

## 2016-17

Underwent a meniscus repair of his right knee on Sept. 25, 2017 with an expected return to full basketball activity in approximately six months from the time of the procedure... Re-signed with the Suns on July 26, 2017, agreeing to a multiyear contract... Endearing himself as a fan favorite and evolved into one of the NBA's most productive big men off the bench in his second NBA season... Averaged 7.4 points (51.7 FG%), 6.2 rebounds and 0.68 blocks in 15.1 minutes in 47 games, all off the bench... Led the Suns with 15 double-doubles and ranked 3rd in the league with 15 double-doubles off the bench (Zach Randolph, Enes Kanter)... Averaged 14.9 rebounds per 36 minutes for the season, 6th-best in the league (min. 300 minutes)... After the All-Star break, averaged 11.4 points on 51.4 FG% plus 9.1 rebounds with 12 double-doubles; was one of just 17 NBA players to average at least nine points and boards after All-Star... Scored 10+ points in 21 games and grabbed 10+ rebounds in 16 games... Posted three games with at least 15 points and 15 rebounds, the first Suns player with at least three such games off the bench in a season since at least 1983... Scored in double-digits in a career-long 13 straight games from Feb. 24-March 19 after only having four career 10-point games prior to the streak... Posted the longest double-double streak by a Suns reserve in franchise history with five straight from March 2-9, breaking the previous record of four straight set by Larry Nance in 1988... After receiving the 2016-17 Majerle Hustle Award before the game, scored 16 points and tallied career-highs of 17 rebounds and four steals in just 25 minutes vs. Golden State on April 5; his 17 boards are the most by a Suns player while playing 25 minutes or fewer since Maurice Lucas on Jan. 23, 1985... Scored a career-high 17 points and reeled in 15 rebounds while playing a career-high 34 minutes at Milwaukee on Feb. 26... Made his first eight field goal attempts in scoring a then career-high 15 points at Chicago on Feb. 24... Had 14 points, 10 rebounds and tied his career-high with four blocks vs. Chicago on Feb. 10... Recorded back-to-back double-doubles from Nov. 18-19; had then career-highs of 15 points and 15 rebounds at Indiana before posting 12 points and 11 boards in addition to a career-high four blocks the next night at Philadelphia... In one game with the Northern Arizona Suns of the NBA G League recorded 20 points and nine rebounds vs. Santa Cruz on Dec. 14... Missed one game to gastroenteritis (March 21).

### AWARDS AND RECOGNITION

Winner of the 2016-17 Majerle Hustle Award... Named to the 2016 All-NBA Summer League First Team and the 2015 All-NBA Summer League Second Team.

## Pro Career

Two-year pro with career averages of 6.6 points (50.9 FG%) and 5.8 rebounds in 13.6 minutes over 57 games (all off the bench)... In his 20 career games in which he has played at least 20 minutes is averaging 13.2 points (54.1 FG%), 11.2 rebounds, 1.40 blocks, 1.20 steals and 26.0 minutes with 16 double-doubles... On a per-36 minute basis, holds career averages of 17.4 points and 15.3 rebounds; his 15.3 rebounds per 36 minutes trail only Andre Drummond (15.6) for the highest of any active player... Undrafted in

### NBA Regular Season Statistics

YEAR TEAM	G	MIN	FIELD GOALS			3-POINT			FREE THROWS		REBOUNDS			- AVERAGES -			
			FGM-FGA	PCT	FGM-FGA	PCT	FTM-FTA	PCT	OFF-DEF	TOT	AST	STL	BLK	PTS	RPG	APG	PPG
15-16 Phoenix	10	68	10-24	.417	0-0	—	9-14	.643	14-24	38	5	4	5	29	3.8	0.5	2.9
16-17 Phoenix	47	708	138-267	.517	0-1	.000	70-112	.625	94-198	292	23	27	32	346	6.2	0.5	7.4
<b>TOTALS</b>	<b>57</b>	<b>776</b>	<b>148-291</b>	<b>.509</b>	<b>0-1</b>	<b>.000</b>	<b>79-126</b>	<b>.627</b>	<b>108-222</b>	<b>330</b>	<b>28</b>	<b>31</b>	<b>37</b>	<b>375</b>	<b>5.8</b>	<b>0.5</b>	<b>6.6</b>

### Career Highs

**POINTS - 17** (2/26/17 at Milwaukee)

**REBOUNDS - 17** (4/5/17 vs. Golden State)

**ASSISTS - 3** (2/26/17 at Milwaukee)

**BLOCKS - 4** (2 times, last 2/10/17 vs. Chicago)

**STEALS - 4** (4/5/17 vs. Golden State)

**FGM - 8** (2/24/17 at Chicago)

**FGA - 16** (3/15/17 vs. Sacramento)

**3-PT FGM - 0**

**3-PT FGA - 1** (3/23/17 at Brooklyn)

**FTM - 6** (2 times, last 4/5/17 vs. Golden State)

**FTA - 9** (3/7/17 vs. Washington)

**MINUTES - 34** (2/26/17 at Milwaukee)

2015, only five players who were drafted in 2015 have more career rebounds per game... Owns 22 career games with 10+ points, 17 games with 10+ rebounds and 16 double-doubles... **TRANSACTIONS:** Undrafted in the 2015 NBA Draft, played with Qingdao DoubleStar of the Chinese Basketball Association prior to joining the Suns... Signed a 10-day contract with the Suns on March 8, 2016 and signed to multi-year contract on March 18... Re-signed to a multiyear contact with the Suns on July 26, 2017... **2015-16:** In rookie season, averaged 2.9 points, 3.8 rebounds and 6.8 minutes in 10 games after he signed a 10-day contract with the Suns on March 8 then to multi-year contract on March 18... Though only playing 68 minutes over 10 games, averaged 15.4 points, 20.1 rebounds, 2.6 blocks and 2.1 steals per 36 minutes... Had his best performance with 14 points, 12 rebounds and three blocks in the season finale vs. L.A. Clippers for his first career double-digit scoring game, double-digit rebounding game and double-double... With a double-double in his 10th career game, joined Markieff Morris, Shawn Marion and Steve Nash as the only Suns to do so in one of their first 10 career games dating back to 1989-90... With 14 points and 12 boards in 22 minutes, joined Boban Marjanovic, Kevin Love, Hedo Turkoglu and Arvydas Sabonis as the only rookies to record at least 14 and 12 while playing 22 minutes or fewer since 1988-89... Became the first Arizona-born player to ever record a double-double in an NBA game played in Arizona... The Phoenix native became the third Arizona-born player in Suns history, joining Bernard Thompson and Bryce Cotton, and the second Phoenix-born player in franchise history, joining Thompson... Prior to joining Suns played the 2015-16 season with Qingdao DoubleStar of the Chinese Basketball Association... Led the CBA with an average of 15.4 rebounds in 35 games, in addition to scoring 20.8 per contest... Scored a season-high 41 points against the Beijing Ducks on Jan. 6, also grabbing 20 rebounds... Had season-highs of 26 rebounds and six assists, in addition to 21 points against the Zhejiang Cyclones on Jan. 13... Played with Charlotte at NBA Summer League 2015 in Orlando and Houston at NBA Summer League 2015 in Las Vegas... Averaged 20.5 points and 11.8 rebounds in four games with the Rockets to earn All-NBA Summer League Second Team honors... At NBA Summer League 2016, led Las Vegas in rebounds for the second straight year by averaging 11.2 boards... Also averaged 11.8 points as the only player at Summer League to average a double-double, recording four in six games.

## College

Played four seasons (2011-2015) at UC Santa Barbara, leaving as the Gauchos' all-time leading rebounder (1,125) and second-leading scorer (1,732)... Averaged 15.5 points and 10.0 rebounds in 112 career appearances, averaging at least 17 points and 10 rebounds in each of his final three seasons as he was named First Team All-Big West three straight years... Led the nation with an average of 11.8 rebounds as a senior in 2014-15 and ranked second nationally with 11.5 rebounds per game in 2013-14... Named Big West Player of the Year following his junior season after averaging a career-best 21.3 points, also earning Associated Press Honorable Mention All-American, NABC First Team All-District, USBWA First Team All-Region and Collegensider.com First Team Mid-Major All-American honors... Tied UCSB records with 39 points and eight blocked shots in a win over South Dakota State during the 2013-14 season... Helped UCSB to three regular season runner-up finishes in the Big West Conference... **HIGH SCHOOL:** Attended North High School in Phoenix where he was a member of two state title teams in 2009 and 2010, starting as a junior, and was named All-Arizona as a senior in 2011... Averaged 22.1 points, 16.2 rebounds and 4.5 blocks in his senior season... Scored a career-high 43 points against Central as a senior.

## Personal

Born Alan Travis Williams in Phoenix on Jan. 28, 1993... Parents are Cody and Jeri Williams... As Alan prepared for a game at Oklahoma City on Oct. 28, 2016, he watched on his phone as Jeri was sworn in as the first female police chief of the Phoenix Police Department... Jeri was the Phoenix Police Department's first black woman to be promoted to commander and assistant chief before becoming the first female Chief of Police in Oxnard, Calif... Cody was a Phoenix City Council member from 1994 to 2002 and then head of the Greater Phoenix Black Chamber of Commerce before being appointed to the position of Maricopa County Justice of Peace in 2007... Cody also played basketball at Oklahoma... Nicknamed "Big Al" or "Big Sauce"... Speaks Spanish in addition to English... Traveled to Mexico City in Sept. 2016 to as a Suns ambassador in advance of this season's NBA Global Games Mexico... In August 2017 held the first Alan Williams Basketball Camp, a free event for kids at North H.S. to give back to the community where he grew up... Grew up a Suns fan in Phoenix and owned several Suns jerseys, including a custom "A. Williams 15" jersey his mom had made for him... Among the Suns jerseys he owned was a Stephon Marbury one, who he played against in the Chinese Basketball Association (Marbury had 17 points and nine assists for the Beijing Ducks who beat Qingdao 120-109 despite 15 points and 14 rebounds from Williams on Nov. 18, 2015)... Follow on Twitter @alantwilliams



# Suns In The Rafters... Ring of Honor

## ADAMS



## 33

**Alvan Adams** Nicknames "Oklahoma Kid" or "Double A"... Spent entire 13-year career as a Sun (1975-88)... Selected by Suns with fourth overall pick in 1975 Draft... NBA Rookie of the Year after helping Suns to first-ever appearance in NBA Finals... Phoenix's career leader in games played (988), minutes played (27,203), rebounds (6,937) and steals (1,289)... Ranks second in assists (4,102) behind Kevin Johnson... Suns jersey, 33, retired Nov. 9, 1988.

## BARKLEY



## 34

**Charles Barkley** Nicknames "Sir Charles" and "Round Mound of Rebound"... One of only four NBA players with more than 23,000 points, 12,000 rebounds and 4,000 assists (includes Kareem Abdul-Jabbar, Wilt Chamberlain and Karl Malone)... Selected as one of the 50 Greatest players in NBA History in 1996 and is only Sun to appear on that list... Was the first Sun to be named NBA MVP after averaging 25.6 points and 12.2 rebounds in 1992-93 as Suns finished franchise-best 62-20... Has highest scoring average (23.4) of anyone in the Ring of Honor and trails only Charlie Scott (24.8) in team history... Eleven-time All-Star, including all four seasons in Phoenix (1993-96)... Ranks as the Suns all-time playoff leader in scoring average (26.5) and rebounds (644)... Set franchise record with 56 points, tied for the third most in NBA postseason history, at Golden State on May 4, 1994... Won two Olympic gold medals and led the Dream Team in scoring in 1992 and 1996... Inducted into the Hall of Fame on Sept. 9, 2006... Placed in Ring of Honor on March 20, 2004.

## CHAMBERS



## 24

**Tom Chambers** Signed with Phoenix on July 8, 1988 as first unrestricted free agent in NBA history... Played five seasons for Suns and averaged 20.6 points, fifth on team's all-time list... Named ALL-NBA Second Team in his first two seasons when he averaged 27.2 and 25.7 points, the two highest season scoring averages in Suns history... Also holds club record with 60 points on March 24, 1990 against Seattle... Three-time All-Star with the Suns... Placed in Ring of Honor on April 18, 1999.



## COLANGELO



**Jerry Colangelo** Moved to Valley of the Sun in 1968 to take over the expansion Phoenix Suns as the youngest general manager in professional sports... During his 40-year tenure with the Suns, has also served as the head coach (59-60 career record), president, managing general partner, chief executive officer and chairman... Collected an unprecedented four NBA Executive of the Year Awards (1993, '89, '81, '76)... Oversaw two Western Conference championships (1993, '76)... When the franchise's future was in question, coordinated a group of investors who purchased the team on October 14, 1987... Spearheaded the effort for a state-of-the-art downtown arena that would become what is now Talking Stick Resort Arena, which opened in 1992... Named Most Influential Sports Figure in state of Arizona for the 20th century by *The Arizona Republic*... Enshrined in the Naismith Memorial Basketball Hall of Fame on Sept. 10, 2004... Inducted into the Ring of Honor on Nov. 4, 2007.

## DAVIS



**Walter Davis** Nicknames "Sweet D," "Man with the Velvet Touch" or "The Greyhound"... Regarded as best pure shooter in Suns history... Played 11 seasons with Phoenix (1977-88) after being selected by Phoenix with fifth overall pick in 1977 Draft... 1977-78 NBA Rookie of the Year... Phoenix's all-time leading scorer (15,666)... Ranks among top five in eight other categories... Played in All-Star Game six times (1978, '79, '80, '81, '84, '87)... Suns jersey, 6, retired April 3, 1994.

## COTTON



**Cotton Fitzsimmons** Nicknames "Cotton" and "Whitey"... Twenty-year NBA coaching career included three stints as Suns head coach with a 341-208 record (.621)... Since 1970, served the Suns as head coach, director of player personnel, color analyst and finally as senior executive vice president... Retired from coaching sixth on the NBA's all-time victory list with an overall record of 832-775 (.518)... Two-time NBA Coach of the Year (1989 with Phoenix and 1979 with Kansas City)... In 1988-89, orchestrated what was at the time the third-biggest turnaround in NBA history guiding the club to a 55-27 record... Only one year earlier, pulled off a controversial trade with Cleveland on Feb. 25, 1988 that netted the Suns eventual All-Stars Kevin Johnson and Dan Majerle (via the draft)... Inducted into the Missouri Basketball Hall of Fame, the National Junior College Hall of Fame and Missouri Sports Hall of Fame... Placed posthumously in the Ring of Honor on March 18, 2005.

## HAWKINS



**Connie Hawkins** Nickname "The Hawk"... New York City's greatest playground legend... In 1962, at age 19, ABL's MVP with Pittsburgh Rens... Harlem Globetrotter (1964-66)... Led Pittsburgh Pipers to first-ever ABA title (1967)... Averaged 20.5 points, 9.0 rebounds in five seasons with Phoenix... Joined Suns after coin flip with Seattle in 1969... All-Star each full season in Phoenix (1970, '71, '72, '73)... Listed as one of the top 15 players by Kareem Abdul-Jabbar... Inducted into the Hall of Fame May 11, 1992... Suns jersey, 42, retired November 19, 1976.



## JOHNSON



**Kevin Johnson** Nickname "KJ"... 6-1 point guard played in 683 of his 735 career games in a Suns uniform... Ranks sixth in NBA history with 9.1 assists per game and 10th with 6,711 assists... Suns career leader in assists and had club record 25 on April 6, 1994 against San Antonio... Is one of five players in NBA history to average 20 points, 10 assists in three-straight seasons... Three-time All-Star (1990, '91, '94) and five-time All-NBA pick... Won 1989 Most Improved Player and gold medal at 1994 World Championships... Suns jersey, 7, retired March 7, 2001.

## MACLEOD



**John MacLeod** Winningest coach in franchise history, both regular season and postseason... Compiled a franchise-record 579 career wins as head coach of the Suns... Led the Suns to a franchise-record 37 playoff victories, including three Western Conference Finals appearances (1976, 1979, 1984) and a berth in the 1976 NBA Finals... Longest tenured coach in team history (1973-87), led the Suns for 13-plus seasons that included nine playoff berths and a then franchise-record eight consecutive postseason appearances (1977-78 to 1984-85)... Placed in the Ring of Honor on April 14, 2012.

## MCCOY



**Al McCoy** "The Voice of the Suns"... First called the Suns on September 27, 1972, and has been synonymous with Suns basketball ever since as 2017-18 is his 46th season calling play-by-play... The longest tenure as a broadcaster with one team in NBA history... The soundtrack for the most iconic moments in Suns history with an unparalleled style including "Shazam" and "Zing Go The Strings"... Received the 18th Annual Curt Gowdy Media Award from the Naismith Memorial Basketball Hall of Fame during Enshrinement Weekend in September 2007... Honored with the dedication of the Al McCoy Media Center in the Suns' arena in October 2007... Placed in Ring of Honor on March 3, 2017.

## MAJERLE



**Dan Majerle** Nickname "Thunder Dan"... 6-6 swingman was selected with 14th overall pick in the 1988 Draft and soon emerged as a fan favorite because of his tremendous work ethic... Played first seven seasons in Phoenix, averaging 14.6 points, 5.9 rebounds and 3.3 assists, before concluding his career as a Sun in 2001-02... Phoenix's all-time leader in three-point field goals (800)... Won gold medal at the 1994 World Championships and a bronze medal at the 1988 Olympics... Became the first reserve to be voted to start on an All-Star team in 1995 and made three All-Star appearances (1992, '93, '95)... Only Sun to wear all three uniform styles... Placed in Ring of Honor on March 9, 2003.





## NASH



13

**Steve Nash** Nickname "Two Time" ... Team's heart and soul during an era of Suns basketball that revolutionized the NBA ... Earned back-to-back NBA MVP awards in 2005 and 2006, becoming the ninth player in league history and only Sun to win in consecutive years ... Was on Suns teams that went a franchise-best-tying 62-20 in 2004-05 and had 61 wins in 2006-07 ... Eight-time All-Star (six as a Sun) and seven-time All-NBA selection (five as a Sun), including three times being named to the First Team ... Phoenix's all-time leader in assists (6,997), three-point field goals (1,051) and free throw percentage (90.7%) ... 6-3 point guard was originally selected with the 15th overall pick in the 1996 Draft and played first two seasons with Suns before returning to team in 2004 ... In 10 total seasons with the Suns, averaged 14.4 points (50.4 FG%, 43.5 3P%, 90.7 FT%) and 9.4 assists ... Placed in Ring of Honor on October 30, 2015.

## PROSKI



**Joe Proski** Nicknames "Prosk" and "Magic Fingers" ... Was the team's original athletic trainer and held the post for the first 32 years of the franchise... Named NBA Athletic Trainer of the Year in 1987-88... Earned the first 30-year award ever issued by the National Basketball Trainers Association... Served as athletic trainer at four All-Star Games and represented Western Conference on NBTA Executive Committee for 10 years... Placed in Ring of Honor on April 1, 2001.

## VAN ARSDALE



5

**Dick Van Arsdale** Nicknames "Flying Dutchman" and "The Original Sun" ... 6-5 swingman spent nine of 12 NBA seasons in Phoenix (1968-77)... Was club's first pick in 1968 Expansion Draft after three seasons in New York... Scored first point in franchise history on Oct. 18, 1968... Is fourth on club's all-time scoring list (12,060), averaging 17.6... Three-time All-Star (1969, '70, '71)... 1974 All-Defensive Second Team... Scored 15,079 career points (16.4 ppg)... Suns jersey, 5, retired Nov. 13, 1977.

## WESTPHAL



44

**Paul Westphal** Nickname "Westy" ... 6-4 guard from Southern Cal... Acquired by Phoenix from Boston on May 23, 1975 for Charlie Scott... Won 1974 NBA title with Boston... Helped lift Phoenix to 1976 Finals against Boston... Phoenix's sixth all-time leading scorer (9,564), averaging 20.6 points (1975-80, 1983-84)... Was a five-time All-Star, four as a Sun (1977, '78, '79, '80), and four-time All-NBA selection... Phoenix's top scorer each season played... Suns jersey, 44, retired April 15, 1989.

Ring of Honor

# ¡SIGUE TODOS LOS JUEGOS EN ESPAÑOL EN LA MEJOR!

K SUN *La Mejor* en  
1400

¡AQUÍ NOMÁS!



JACKSON | 20



#SUNS50





Devin Booker's 70-point game

# 2016-17 SEASON IN REVIEW

# Year In Review 16-17

## Final NBA Regular Season Standings

### EASTERN CONFERENCE

#### ATLANTIC DIVISION

	W	L	PCT	GB	HOME	ROAD	LAST-10	STREAK
Boston	53	29	.646	-	30-11	23-18	7-3	Won 3
Toronto	51	31	.622	2	28-13	23-18	8-2	Won 4
New York	31	51	.378	22	19-22	12-29	4-6	Won 1
Philadelphia	28	54	.341	25	17-24	11-30	1-9	Lost 8
Brooklyn	20	62	.244	33	13-28	7-34	5-5	Lost 2

#### CENTRAL DIVISION

	W	L	PCT	GB	HOME	ROAD	LAST-10	STREAK
Cleveland	51	31	.622	-	31-10	20-21	4-6	Lost 4
Milwaukee	42	40	.512	9	23-18	19-22	5-5	Lost 1
Indiana	42	40	.512	9	29-12	13-28	6-4	Won 5
Chicago	41	41	.500	10	25-16	16-25	7-3	Won 2
Detroit	37	45	.451	14	24-17	13-28	3-7	Lost 2

#### SOUTHEAST DIVISION

	W	L	PCT	GB	HOME	ROAD	LAST-10	STREAK
Washington	49	33	.598	-	30-11	19-22	5-5	Lost 1
Atlanta	43	39	.524	6	23-18	20-21	6-4	Lost 1
Miami	41	41	.500	8	23-18	18-23	6-4	Won 3
Charlotte	36	46	.439	13	22-19	14-27	4-6	Lost 5
Orlando	29	53	.354	20	16-25	13-28	3-7	Won 1

### WESTERN CONFERENCE

#### SOUTHWEST DIVISION

	W	L	PCT	GB	HOME	ROAD	LAST-10	STREAK
San Antonio	61	21	.744	-	31-10	30-11	5-5	Lost 3
Houston	55	27	.671	6	30-11	25-16	5-5	Won 1
Memphis	43	39	.524	18	24-17	19-22	3-7	Lost 2
New Orleans	34	48	.415	27	21-20	13-28	4-6	Won 1
Dallas	33	49	.402	28	21-20	12-29	2-8	Won 1

#### NORTHWEST DIVISION

	W	L	PCT	GB	HOME	ROAD	LAST-10	STREAK
Utah	51	31	.622	-	29-12	22-19	7-3	Won 2
Oklahoma City	47	35	.573	4	28-13	19-22	6-4	Lost 1
Portland	41	41	.500	10	25-16	16-25	7-3	Lost 1
Denver	40	42	.488	11	22-19	18-23	5-5	Won 2
Minnesota	31	51	.378	20	20-21	11-30	3-7	Lost 6

#### PACIFIC DIVISION

	W	L	PCT	GB	HOME	ROAD	LAST-10	STREAK
Golden State	67	15	.817	-	36-5	31-10	9-1	Won 1
LA Clippers	51	31	.622	16	29-12	22-19	8-2	Won 7
Sacramento	32	50	.390	35	17-24	15-26	5-5	Lost 1
L.A. Lakers	26	56	.317	41	17-24	9-32	5-5	Lost 1
<b>Phoenix</b>	<b>24</b>	<b>58</b>	<b>.293</b>	<b>43</b>	<b>15-26</b>	<b>9-32</b>	<b>2-8</b>	<b>Lost 1</b>

## NBA Playoffs 2017 Results

### FIRST ROUND

GOLDEN STATE (1) vs. PORTLAND (8)  
(Warriors win series, 4-0)

LA CLIPPERS (4) vs. UTAH (5)  
(Jazz win series, 4-3)

HOUSTON (3) vs. OKLAHOMA CITY (6)  
(Rockets win series, 4-1)

SAN ANTONIO (2) vs. MEMPHIS (7)  
(Spurs win series, 4-2)

BOSTON (1) vs. CHICAGO (8)  
(Celtics win series, 4-2)

WASHINGTON (4) vs. ATLANTA (5)  
(Wizards win series, 4-2)

TORONTO (3) vs. MILWAUKEE (6)  
(Raptors win series, 4-2)

CLEVELAND (2) vs. INDIANA (7)  
(Cavaliers win series, 4-0)

### CONFERENCE SEMIFINALS

GOLDEN STATE (1) vs. UTAH (5)  
(Warriors win series, 4-0)

SAN ANTONIO (2) vs. HOUSTON (3)  
(Spurs win series, 4-2)

BOSTON (1) vs. WASHINGTON (4)  
(Celtics win series, 4-3)

CLEVELAND (2) vs. TORONTO (3)  
(Cavaliers win series, 4-0)

### WESTERN CONFERENCE FINALS

GOLDEN STATE (1) vs. SAN ANTONIO (2)  
(Warriors win series, 4-0)

### EASTERN CONFERENCE FINALS

BOSTON (1) vs. CLEVELAND (2)  
(Cavaliers win series, 4-1)

### NBA FINALS

GOLDEN STATE vs. CLEVELAND  
(Warriors win series, 4-1)

Game 1 – Warriors 113, Cavaliers 91  
Game 2 – Warriors 132, Cavaliers 113  
Game 3 – Warriors 118, Cavaliers 113  
Game 4 – Cavaliers 137, Warriors 116  
Game 5 – Warriors 129, Cavaliers 120





## 2016-17 NBA Award Winners

<b>NBA Most Valuable Player</b>	Russell Westbrook, Oklahoma City Thunder
<b>NBA Coach of the Year</b>	Mike D'Antoni, Houston Rockets
<b>NBA Defensive Player of the Year</b>	Draymond Green, Golden State Warriors
<b>NBA Most Improved Player</b>	Giannis Antetokounmpo, Milwaukee Bucks
<b>NBA Rookie of the Year</b>	Malcolm Brogdon, Milwaukee Bucks
<b>NBA Sixth Man Award</b>	Eric Gordon, Houston Rockets
<b>NBA Executive of the Year</b>	Bob Myers, Golden State Warriors
<b>J. Walter Kennedy Citizenship Award</b>	LeBron James, Cleveland Cavaliers
<b>NBA Sportsmanship Award</b>	Kemba Walker, Charlotte Hornets
<b>Twyman-Stokes Teammate of the Year</b>	Dirk Nowitzki, Dallas Mavericks

### ALL-NBA TEAMS

#### FIRST TEAM

- F Kawhi Leonard, San Antonio
- F LeBron James, Cleveland
- C Anthony Davis, New Orleans
- G James Harden, Houston
- G Russell Westbrook, Oklahoma City

#### SECOND TEAM

- F Kevin Durant, Golden State
- F Giannis Antetokounmpo, Milwaukee
- C Rudy Gobert, Utah
- G Stephen Curry, Golden State
- G Isaiah Thomas, Boston

#### THIRD TEAM

- F Jimmy Butler, Chicago
- F Draymond Green, Golden State
- C DeAndre Jordan, LA Clippers
- G DeMar DeRozan, Toronto
- G John Wall, Washington

### ALL-DEFENSIVE TEAMS

#### FIRST TEAM

- Kawhi Leonard, San Antonio
- Draymond Green, Golden State
- C Rudy Gobert, Utah
- Patrick Beverley, Houston
- Chris Paul, LA Clippers

#### SECOND TEAM

- Giannis Antetokounmpo, Milwaukee
- Andre Roberson, Oklahoma City
- Anthony Davis, New Orleans
- Tony Allen, Memphis
- Danny Green, San Antonio

### ALL-ROOKIE TEAMS

#### FIRST TEAM

- Dario Saric, Philadelphia
- Willy Hernangomez, New York
- Joel Embiid, Philadelphia
- Malcolm Brogdon, Milwaukee
- Buddy Hield, Sacramento

#### SECOND TEAM

- Jaylen Brown, Boston
- Marquese Chriss, Phoenix**
- Brandon Ingram, L.A. Lakers
- Jamal Murray, Denver
- Yogi Ferrell, Dallas

## Weekly, Monthly Award Winners

### NBA PLAYERS OF THE WEEK

#### Wk Ending Eastern Conference

- 10/30 LeBron James (CLE)
- 11/6 LeBron James (CLE)
- 11/13 DeMar DeRozan (TOR)
- 11/20 Jimmy Butler (CHI)
- 11/27 Kevin Love (CLE)
- 12/4 Giannis Antetokounmpo (MIL)
- 12/11 LeBron James (CLE)
- 12/18 DeMar DeRozan (TOR)
- 12/25 Isaiah Thomas (BOS)
- 1/1 John Wall (WAS)
- 1/8 Jimmy Butler (CHI)
- 1/15 DeMar DeRozan (TOR)
- 1/22 Joel Embiid (PHI)
- 1/29 Dion Waiters (MIA)
- 2/5 Isaiah Thomas (BOS)
- 2/12 LeBron James (CLE)
- 3/5 Kemba Walker (CHA)
- 3/12 John Wall (WAS)
- 3/19 Hassan Whiteside (MIA)
- 3/26 DeMar DeRozan (TOR)
- 4/2 Jimmy Butler (CHI)
- 4/9 Paul George (IND)

#### Western Conference

- Russell Westbrook (OKC)
- George Hill (UTA)
- James Harden (HOU)
- Anthony Davis (NOP)
- Kevin Durant (GSW)
- Russell Westbrook (OKC)
- Marc Gasol (MEM)
- James Harden (HOU)
- Russell Westbrook (OKC)
- James Harden (HOU)
- Stephen Curry (GSW)
- Gordon Hayward (UTA)
- Kawhi Leonard (SAS)
- DeMarcus Cousins (SAC)
- Stephen Curry (GSW)
- Blake Griffin (LAC)
- Kawhi Leonard (SAS)
- Karl-Anthony Towns (MIN)
- Damian Lillard (POR)
- James Harden (HOU)
- Stephen Curry (GSW)
- Russell Westbrook (OKC)

### NBA MONTHLY AWARD WINNERS

#### PLAYER Eastern Conference

- Oct./Nov. LeBron James (CLE)
- December John Wall (WAS)
- January Isaiah Thomas (BOS)
- February LeBron James (CLE)
- March Giannis Antetokounmpo (MIL)
- April Paul George (IND)

#### COACH

- Oct./Nov. Tyrronn Lue (CLE)
- December Dwane Casey (TOR)
- January Scott Brooks (WAS)
- February Erik Spoelstra (MIA)
- March Jason Kidd (MIL)
- April Nate McMillan (IND)

#### ROOKIE

- Oct./Nov. Joel Embiid (PHI)
- December Joel Embiid (PHI)
- January Joel Embiid (PHI)
- February Dario Saric (PHI)
- March Dario Saric (PHI)
- April Willy Hernangomez (NYK)

#### Western Conference

- Russell Westbrook (OKC)
- James Harden (HOU)
- Stephen Curry (GSW)
- Kevin Durant (GSW)
- Russell Westbrook (OKC)
- Damian Lillard (POR)
- Chris Paul (LAC)
- Steve Kerr (GSW)
- Mike D'Antoni (HOU)
- Steve Kerr (GSW)
- Gregg Popovich (SAS)
- Terry Stotts (POR)
- Doc Rivers (LAC)
- Jamal Murray (DEN)
- Buddy Hield (NOP)
- Marquese Chriss (PHX)**
- Yogi Ferrell (DAL)
- Buddy Hield (SAC)
- Tyler Ulis (PHX)**

## Suns Final Season Statistics 16-17

PLAYER	3 PT					REBOUNDS					OTHER						
	G	GS	MIN	FGM-FGA	PCT	FGM-FGA	PCT	FTM-FTA	PCT	OR-DR	TOT	AST	PF-DQ	STL	TO	BLK	PTS-AVG
BOOKER	78	78	2731	606-1431	.423	147-405	.363	367-441	.832	46-203	249	268	242-5	72	241	31	1726-22.1
BLEDSE	66	66	2176	449-1034	.434	104-310	.335	388-458	.847	52-268	320	418	164-1	91	224	31	1390-21.1
WARREN	66	59	2048	403-814	.495	26-98	.265	119-154	.773	125-214	339	75	175-0	76	57	39	951-14.4
KNIGHT	54	5	1140	209-525	.398	45-139	.324	132-154	.857	25-93	118	130	87-0	27	88	5	595-11.0
CHRISS	82	75	1743	284-632	.449	72-224	.321	113-181	.624	96-252	348	60	263-2	67	108	70	753-9.2
CHANDLER	47	46	1298	153-228	.671	0-0	---	91-124	.734	153-386	539	30	126-1	33	65	24	397-8.4
LEN	77	34	1560	230-463	.497	3-12	.250	150-208	.721	156-354	510	44	242-7	38	102	98	613-8.0
WILLIAMS	47	0	708	138-267	.517	0-1	.000	70-112	.625	94-198	292	23	125-1	27	37	32	346-7.4
ULIS	61	15	1123	184-437	.421	21-79	.266	55-71	.775	20-75	95	226	73-0	48	77	5	444-7.3
TUCKER	57	17	1627	147-354	.415	46-136	.338	61-77	.792	94-248	342	73	143-0	85	52	14	401-7.0
DUDLEY	64	7	1362	157-346	.454	77-203	.379	43-65	.662	31-194	225	121	154-1	42	73	16	434-6.8
BARBOSA	67	0	963	172-392	.439	35-98	.357	40-45	.889	15-89	104	81	82-1	31	48	8	419-6.3
JONES	32	8	545	68-121	.562	3-11	.273	29-41	.707	39-40	79	12	63-1	14	13	13	168-5.3
EDDIE	5	0	62	6-19	.316	4-16	.250	8-9	.889	1-6	7	0	1-0	1	1	0	24-4.8
BENDER	43	0	574	57-161	.354	28-101	.277	4-11	.364	23-80	103	23	74-0	10	32	22	146-3.4
JENKINS	4	0	13	2-5	.400	1-2	.500	2-2	1.000	0-1	1	1	0-0	0	0	0	7-1.8
MILLSAP	2	0	23	1-7	.143	0-2	.000	1-2	.500	3-3	6	1	2-0	0	2	0	3-1.5
PRICE	14	0	134	4-24	.167	3-17	.176	3-4	.750	3-8	11	18	14-0	11	3	1	14-1.0
SUNS	82	-	19830	3270-7260	.450	615-1854	.332	1676-2159	.776	976-2712	3688	1604	2030-20	673	1264	399	8831-107.7
OPPONENTS	82	-	19830	3300-7070	.467	825-2159	.382	1868-2387	.783	840-2772	3612	1818	1822-5	663	1222	435	9293-113.3

PLAYER	SINGLE-GAME HIGHS							AVERAGE PER GAME							CAREER HIGHS (C=SET, T=TIED THIS SEASON)						
	MIN	REB	AST	ST	TO	B	PTS	MIN	REB	AST	STL	TO	BLK	PTS	FGM	FGA	FTM	FTA	REB	AST	PTS
BOOKER	46	8	9	3	8	2	70	35.0	3.2	3.4	0.92	3.1	0.27	22.1	21C	40C	24C	26C	10	11	70C
BLEDSE	45	11	13	5	8	3	41	33.0	4.8	6.3	1.38	3.4	0.47	21.1	13C	27C	14C	15T	13	16	41C
WARREN	46	16	4	4	6	3	30	31.0	5.1	1.1	1.15	0.9	0.59	14.4	13C	22C	10C	11C	16C	6	30C
KNIGHT	35	9	6	3	5	1	32	21.1	2.2	2.4	0.50	1.6	0.09	11.0	15	25	12	14	14	15	38
CHRISS	40	13	4	4	6	5	27	21.3	4.2	0.7	0.82	1.3	0.85	9.2	9C	19C	8C	10C	13C	4C	27C
CHANDLER	41	23	3	3	4	2	22	27.6	11.5	0.6	0.70	1.4	0.51	8.4	12	17	14	16	28	6	28
LEN	37	14	3	3	7	4	18	20.3	6.6	0.6	0.49	1.3	1.27	8.0	10	22	11	14	18	7	31
WILLIAMS	34	17	3	4	4	4	17	15.1	6.2	0.5	0.57	0.8	0.68	7.4	8C	16C	6C	9C	17C	3C	17C
ULIS	45	9	13	4	5	1	34	18.4	1.6	3.7	0.79	1.3	0.08	7.3	15C	25C	4C	6C	9C	13C	34C
TUCKER	42	17	6	7	4	2	21	28.5	6.0	1.3	1.49	0.9	0.25	7.0	10	18	9	11	17C	8	24
DUDLEY	35	9	10	3	3	2	19	21.3	3.5	1.9	0.66	1.1	0.25	6.8	11	17	9	12	18	10T	36
BARBOSA	33	6	4	2	4	1	21	14.4	1.6	1.2	0.46	0.7	0.12	6.3	16	26	11	12	10	12	41
JONES	34	8	4	3	3	2	15	17.0	2.5	0.4	0.44	0.4	0.41	5.3	6C	11C	4C	5C	8C	4C	15C
EDDIE	29	2	0	1	1	0	13	12.5	1.4	0.0	0.20	0.2	0.00	4.8	4	13	5C	5C	5	1	13C
BENDER	35	13	3	3	3	2	11	13.3	2.4	0.5	0.23	0.7	0.51	3.4	5C	11C	2C	3C	13C	3C	11C
JENKINS	4	1	1	0	0	0	3	3.2	0.3	0.3	0.00	0.0	0.00	1.8	8	19	9	10	8	6	23
MILLSAP	12	4	1	0	1	0	3	11.6	3.0	0.5	0.00	1.0	0.00	1.5	6	11	6	7	9	7	17
PRICE	20	3	4	2	1	1	5	9.6	0.8	1.3	0.79	0.2	0.07	1.0	7	14	6	6	7	12	20
SUNS	265	61	32	14	26	11	137	241.8	45.0	19.6	8.21	15.4	4.87	107.7	67	128	61	80	77	51	173
OPPONENTS	265	63	37	15	22	13	138	241.8	44.0	22.2	8.09	14.9	5.30	113.3	67	137	56	71	83	47	159

2016-17 Season Review

## 2016-17 Game-By-Game Results

### 2016-17 Season Review

G	Date	Opp.	Score	W/L	Rec.	Attnd.	1st	2nd	3rd	4th	10T	20T	Suns HI Pts.	Suns HI Reb.	Suns HI Assts.	Opp. HI Pts.	Opp. HI Reb.	Opp. HI Assts.
1	10/26	SAC	94-113	L	0-1	18,055*	19-30	19-27	29-27	27-29	-	-	Booker-18	Chandler-10	EB/BK-5	Cousins-24	Barnes-7	Westbrook-13
2	10/28	@OKC	110-113	L	0-2	18,203*	40-25	13-24	30-28	19-25	8-11	-	Warren-30	Chandler-10	Bledsoe-6	Westbrook-51	Green-13	BG/DJ-11
3	10/30	GSW	100-106	L	0-3	17,011	30-22	27-33	21-26	22-25	-	-	Warren-26	Chandler-18	Bledsoe-6	Durant-37	Green-13	BG/DJ-11
4	10/31	@LAC	98-116	L	0-4	19,060*	24-24	12-24	34-34	28-34	-	-	Knights-18	Bledsoe-8	Ulis-6	Paul-24	Green-13	BG/DJ-11
5	11/2	POR	118-115	W	1-4	17,284	28-28	29-25	19-20	27-30	15-12	-	Warren-27	Chandler-18	Bledsoe-6	Lillard-27	Plumlee-12	Paul-24
6	11/4	@NOP	112-111	W	2-4	15,379	30-29	28-32	23-18	21-23	10-9	-	Booker-38	Chandler-18	Bledsoe-4	Davis-22	AD/OKA-11	Durant-37
7	11/6	@LAL	108-119	L	2-5	18,997*	25-42	28-31	33-29	32-36	-	-	Booker-39	Chandler-12	Bledsoe-4	Young-22	Mogzog-8	AD/OKA-11
8	11/8	@POR	121-104	L	2-6	19,239	15-42	30-21	27-26	39-35	-	-	Bledsoe-31	AL/PJT-9	Knights-6	Lillard-28	Vomleh-8	AL/PJT-9
9	11/9	DET	107-100	W	3-6	16,719	19-28	35-23	27-25	26-24	-	-	Bledsoe-21	Len-14	Bledsoe-8	Caldwell-Pope-27	Drummond-14	Bledsoe-21
10	11/12	BKN	104-122	L	3-7	17,126	21-23	24-35	38-32	21-32	-	-	Warren-18	Len-11	Bledsoe-8	Hollis-Jefferson-20	Hollis-Jefferson-13	Bledsoe-8
11	11/13	@GSW	120-133	L	3-8	19,596*	32-28	27-34	33-37	28-34	-	-	TJW/EB-20	Tucker-8	EB/DJ-5	KT/SC-30	Durant-9	Hollis-Jefferson-20
12	11/16	@DEN	104-120	L	3-9	10,247	17-28	26-33	33-28	28-31	-	-	Knights-32	Tucker-8	Bledsoe-5	Chandler-28	Fariel-15	Chandler-28
13	11/18	@IND	116-96	W	4-9	16,780	27-18	30-31	32-33	27-14	-	-	Knights-32	Williams-15	Dudley-6	Turner-22	Turner-22	Turner-22
14	11/19	@PHI	105-120	L	4-10	18,125	19-32	29-26	27-34	30-28	-	-	Bledsoe-27	Williams-11	Bledsoe-6	Embiid-26	Rodriguez-8	Rodriguez-8
15	11/21	@WAS	101-106	L	4-11	12,790	20-26	26-24	34-25	21-31	-	-	Booker-30	Len-10	Bledsoe-6	Beal-42	Gortat-13	Gortat-13
16	11/23	@ORL	92-87	W	5-11	17,069	24-22	22-22	22-22	24-21	-	-	Len-17	Len-12	Bledsoe-5	Fournier-25	Vucevic-13	Vucevic-13
17	11/25	MIN	85-98	L	5-12	16,728	27-29	25-18	23-20	10-31	-	-	Bledsoe-23	Len-11	Bledsoe-10	Wiggins-25	Towns-10	Towns-10
18	11/27	DEN	114-120	L	5-13	15,365	28-29	15-34	36-23	35-34	-	-	Bledsoe-35	Chandler-15	Bledsoe-6	Chandler-25	Jokić-11	Jokić-11
19	11/30	ATL	109-107	W	6-13	15,909	36-27	14-21	27-27	32-32	-	-	Knights-23	TC/AL-9	DB/EB-4	Chandler-31	Howard-14	Howard-14
20	12/3	@GSW	109-138	L	6-14	19,596*	30-37	27-29	27-42	25-30	-	-	Bledsoe-27	Chandler-9	Booker-5	Curry-31	Iguodala-6	Iguodala-6
21	12/6	@UTA	105-112	L	6-15	18,997	19-33	26-32	30-29	30-18	-	-	Booker-21	BK/DD-7	Knights-5	Hayward-28	Gobert-11	Gobert-11
22	12/7	IND	94-109	L	6-16	17,452	22-23	31-26	27-33	14-27	-	-	Bledsoe-15	Chandler-10	Booker-5	George-25	George-13	George-13
23	12/9	@LAL	119-115	W	7-16	18,997*	32-26	30-26	27-28	30-35	-	-	Bledsoe-30	Len-13	Bledsoe-9	Williams-35	Deng-11	Deng-11
24	12/11	NOP	119-120	L	7-17	16,949	31-25	27-26	24-25	28-34	-	-	Bledsoe-32	Chandler-21	Bledsoe-8	Holiday-23	Davis-12	Davis-12
25	12/13	NYK	113-111	W	8-17	16,429	31-25	23-21	31-27	16-28	9-10	-	Bledsoe-31	Chandler-23	Bledsoe-8	Porzingis-34	O'Quinn-14	O'Quinn-14
26	12/15	SAS	92-107	L	8-18	17,165	20-23	23-28	28-23	21-33	12-10	-	Booker-17	Chandler-8	DB/EB-5	KL/PC-18	Leonard-10	Leonard-10
27	12/17	@OKC	101-114	L	8-19	18,203*	20-30	19-24	30-35	32-25	-	-	Booker-31	Chandler-9	Booker-5	Westbrook-26	Westbrook-11	Westbrook-11
28	12/19	@MIN	108-115	L	8-20	12,008	23-29	31-33	33-29	21-24	-	-	Bledsoe-27	Chandler-12	Knights-4	Towns-28	Towns-15	Towns-15
29	12/21	HOU	111-125	L	8-21	18,055*	26-30	29-31	29-30	27-34	-	-	Booker-28	PJT/TC/DB-6	Booker-7	Harden-27	Beverley-9	Beverley-9
30	12/23	PHI	123-116	W	9-21	16,535	24-31	29-35	28-19	42-31	-	-	Bledsoe-24	Chandler-12	Bledsoe-11	Embiid-27	Embiid-27	Embiid-27
31	12/26	@HOU	115-131	L	9-22	18,055*	23-29	30-30	37-38	35-24	-	-	Bledsoe-24	Bender-13	DB/EB-4	Harden-32	Ariza-10	Ariza-10
32	12/28	@SAS	98-119	L	9-23	18,418*	27-30	37-28	18-31	16-30	-	-	Warren-23	Chandler-7	Knights-5	Aldridge-27	Gasol-10	Gasol-10
33	12/29	TOR	99-91	W	10-23	18,055*	16-18	26-22	34-22	22-19	-	-	Bledsoe-22	Chandler-13	Bledsoe-10	DD/AL-24	Valanciunas-10	Valanciunas-10
34	12/31	@UTA	86-91	L	10-24	19,911*	29-29	22-26	20-21	15-15	-	-	Booker-20	Chandler-11	Bledsoe-8	GH/RG-18	Gobert-13	Gobert-13
35	1/2	@LAC	98-109	L	10-25	19,060*	26-27	32-37	18-25	22-20	-	-	Warren-24	Tucker-12	Bledsoe-9	Jordan-20	Redick-22	Redick-22
36	1/3	MIA	99-90	W	11-25	16,772	28-29	28-23	27-14	16-24	-	-	Booker-27	Chandler-20	Bledsoe-7	Dragic-24	Reed-18	Reed-18
37	1/5	@DAL	102-95	W	12-25	19,570*	19-22	22-23	29-27	32-23	-	-	Bledsoe-26	Chandler-18	Bledsoe-7	Williams-20	Nowitzki-7	Nowitzki-7
38	1/8	CLE	116-120	L	12-26	18,055*	28-41	25-28	37-24	26-27	-	-	Bledsoe-31	Chandler-15	Bledsoe-8	James-28	KL/JT-10	KL/JT-10
39	1/12	@DAL	108-113	L	12-27	19,874	29-32	30-25	17-31	32-25	-	-	Booker-39	Chandler-19	Bledsoe-5	Williams-23	Megji-7	Megji-7
40	1/14	@SAS	108-105	W	13-27	20,532*	25-25	26-33	29-27	28-20	-	-	Booker-39	Chandler-15	Bledsoe-10	Leonard-38	Gasol-10	Gasol-10
41	1/16	UTA	101-106	L	13-28	16,767	28-24	25-23	27-32	21-27	-	-	Bledsoe-31	Tucker-13	Bledsoe-9	Gobert-18	Gobert-18	Gobert-18

G	Date	Opp.	Score	W/L	Rec.	Attend.	1st	2nd	3rd	4th	10T	20T	Suns HI Pts.	Suns HI Reb.	Suns HI Assts.	Opp. HI Pts.	Opp. HI Reb.
42	1/9	@CLE	103-118	L	13-29	20,562*	21-29	20-30	35-30	22-29	-	-	TC/EB-22	Chandler-16	Bledsoe-9	Irving-26	Frye-10
43	1/21	@NKV	107-105	W	14-29	19,812*	30-33	31-22	29-35	17-15	-	-	Booker-26	Chandler-16	Bledsoe-7	Anthony-31	Noah-15
44	1/22	@TOR	115-103	W	15-29	19,800*	28-31	29-29	29-25	33-18	-	-	Bledsoe-40	AL/PJT-10	Bledsoe-13	Detkozan-22	Valanciunas-12
45	1/24	MIN	111-112	L	15-30	17,241	27-23	29-36	23-28	32-25	-	-	Booker-26	Chandler-17	Bledsoe-7	Wiggins-31	Towns-10
46	1/26	@DEN	120-127	L	15-31	12,231	29-35	32-22	31-39	28-31	-	-	Bledsoe-28	Warren-8	Booker-6	Jokic-29	Jokic-14
47	1/28	DEN	112-123	L	15-32	18,055*	33-21	28-38	22-36	29-28	-	-	Bledsoe-41	Chandler-13	Bledsoe-8	Gallinari-32	Farrid-13
48	1/30	MEM	96-115	L	15-34	16,332	28-31	20-28	22-29	26-27	-	-	Booker-22	Len-7	Bledsoe-4	Conley-38	Green-8
49	1/31	LAC	114-124	L	15-34	16,191	31-38	28-24	29-30	26-32	-	-	Bledsoe-41	Tucker-14	Bledsoe-4	Griffin-29	Jordan-12
50	2/3	@SAC	105-103	W	16-34	17,608*	15-21	34-28	30-30	26-24	-	-	Booker-33	Chandler-12	Bledsoe-4	Cousins-22	Cousins-12
51	2/4	MIL	112-137	L	16-35	17,192	25-49	41-29	29-27	23-36	-	-	Booker-31	Chandler-13	Bledsoe-6	Antetokounmpo-30	Antetokounmpo-12
52	2/6	@NOP	106-111	L	16-36	15,888	21-29	21-18	32-30	32-34	-	-	Warren-20	Chandler-12	Knigh-6	Davis-34	TI/AD/JH-9
53	2/8	@MEM	91-110	L	16-37	16,044	15-24	22-22	27-33	26-31	-	-	Booker-20	TC/PJT-10	DB/EB/JD-3	Conley-23	Green-10
54	2/10	CHI	115-97	W	17-37	18,055*	28-26	28-17	30-33	29-21	-	-	Booker-27	Williams-11	Bledsoe-8	Butler-20	Lopez-7
55	2/11	@HOU	102-133	L	17-38	18,055*	24-38	29-39	24-34	25-22	-	-	Booker-18	Len-8	Bledsoe-5	Harden-40	Beverly-10
56	2/13	NOP	108-110	L	17-39	16,321	28-29	30-24	22-24	28-33	-	-	Bledsoe-37	Tucker-16	Bledsoe-5	Davis-24	Lopez-7
57	2/15	LAL	137-01	L	18-39	18,055*	32-15	36-33	34-28	35-25	-	-	Bledsoe-25	Bledsoe-10	Bledsoe-13	Davis-24	Randle-10
58	2/24	@CHI	121-128	L	18-40	21,641*	25-24	29-28	25-28	29-28	-	-	Booker-27	Warren-8	Bledsoe-10	DR/LW-21	Randle-10
59	2/26	@MIL	96-100	L	18-41	16,051	23-21	24-21	26-35	23-23	13-20	-	Warren-23	Williams-15	Bledsoe-9	Wade-23	Mirrotte-8
60	2/28	@MEM	112-130	L	18-42	15,871	27-25	29-30	29-38	27-37	-	-	Bledsoe-20	TJW/MC-6	Bledsoe-8	Conley-29	Antetokounmpo-28
61	3/2	CHA	120-103	W	19-42	16,572	28-32	33-26	33-33	28-12	-	-	Chriss-17	Williams-12	Booker-9	Walker-26	MKG/CZ-8
62	3/3	OKC	118-111	W	20-42	18,055*	23-28	35-27	29-24	31-32	-	-	Bledsoe-18	Williams-13	Bledsoe-9	Westbrook-48	Westbrook-17
63	3/5	BOS	109-106	W	21-42	16,790	19-22	30-20	32-35	28-29	-	-	Bledsoe-28	Williams-15	Bledsoe-9	Thomas-35	Crowder-10
64	3/7	WAS	127-131	L	21-43	16,372	25-38	36-30	31-26	35-37	-	-	Bledsoe-30	Len-11	Booker-6	Bigdanovic-29	IM/B880-9
65	3/9	LAL	110-122	L	21-44	17,552	33-32	30-29	18-29	29-32	-	-	Booker-23	Warren-13	Bledsoe-5	Russell-28	JR/LNJ-8
66	3/11	@DAL	100-98	W	22-44	20,324*	25-24	20-23	27-22	28-29	-	-	Booker-36	TJW/MC-8	Bledsoe-6	HB/DN-23	Nowitzki-11
67	3/12	POR	101-110	L	22-45	16,664	18-33	32-33	29-16	22-28	-	-	Booker-28	Williams-10	Utis-6	Lillard-39	Aminu-12
68	3/15	SAC	101-107	L	22-46	17,196	29-22	18-26	28-26	28-33	-	-	Warren-21	Williams-11	Utis-13	Labissiere-32	WCS/SL-11
69	3/17	ORL	103-109	L	22-47	16,880	22-30	36-30	27-24	18-25	-	-	Warren-26	Len-10	Utis-8	Fournier-25	Vucevic-17
70	3/19	@DET	95-112	L	22-48	19,588	23-24	26-23	26-30	20-35	-	-	Utis-17	Williams-12	Utis-11	Caldwell-Pope-23	Drummond-18
71	3/21	@MIA	97-112	L	22-49	19,600*	26-23	20-36	17-25	34-28	-	-	Chriss-24	Len-11	Utis-6	Whiteside-23	Whiteside-14
72	3/23	@BKN	98-126	L	22-50	15,141	32-22	18-30	15-32	33-42	-	-	Booker-28	MC/AL-11	Utis-12	Lopez-19	Hollis-Jefferson-16
73	3/24	@BOS	120-130	L	22-51	18,624*	16-29	27-37	37-31	40-33	-	-	Booker-70	Williams-14	Dudley-10	Thomas-34	JC/AH-10
74	3/26	@CHA	106-120	L	22-52	17,282	18-38	29-31	33-29	26-22	-	-	Booker-23	Williams-11	Utis-9	Walker-31	MW/CZ/PK-7
75	3/28	@ATL	91-95	L	22-53	13,412	12-27	32-20	24-24	23-24	-	-	TJW/AV/JD-8	Williams-11	Utis-9	Schroder-27	Ilyasova-12
76	3/30	LAC	118-124	L	22-54	16,736	35-31	24-36	33-26	26-31	-	-	Booker-33	Warren-10	Utis-13	Thomas-34	Jordan-17
77	4/1	@POR	117-130	L	22-55	18,915	21-37	32-26	34-34	30-33	-	-	Booker-31	Chriss-13	Booker-7	Lillard-31	Vomlehl-3
78	4/2	HOU	116-123	L	22-56	17,378	21-31	33-28	29-31	33-33	-	-	Utis-34	Len-12	DB/TU-9	Beverly-26	Capela-12
79	4/5	GSW	111-120	L	22-57	18,055*	18-41	34-17	26-33	33-29	-	-	Booker-27	Williams-17	TU/JD-6	Curry-42	Barnes-8
80	4/7	OKC	120-99	W	23-57	18,055*	32-19	39-29	24-24	25-27	-	-	Booker-37	Warren-16	Utis-5	Westbrook-23	Westbrook-12
81	4/9	DAL	124-111	W	24-57	18,055*	40-29	28-36	36-20	20-26	-	-	TJW/DB-21	Len-10	Utis-10	YF/DP-21	Finney-Smith-11
82	4/11	@SAC	104-129	L	24-58	17,608*	25-28	14-30	38-39	27-32	-	-	Utis-27	Williams-11	Utis-6	Field-30	Lawson-11

# Key Dates 16-17

- 8/9:** Suns and Northern Arizona Suns announce the hiring of Tyrone Ellis as the NAZ Suns' first head coach.
- 9/13:** Suns announce the additions of Mehmet Okur as player development coach and Jason Hervey as advance scout.
- 9/25:** Suns sign center Gracin Bakumanya, forward Derek Cooke Jr., guard Shaquille Harrison and forward Derrick Jones Jr.
- 10/10:** Suns waive center Gracin Bakumanya, forward Derek Cooke Jr. and guard Shaquille Harrison.
- 10/24:** Suns waive guard Archie Goodwin.
- 10/24:** Suns exercise 2017-18 options on guard Devin Booker and forward T.J. Warren.
- 10/26:** Suns announce during their season opener that "The Voice of the Suns" Al McCoy will be inducted into the Suns Ring of Honor during the game on March 3.
- 11/2:** Eric Bledsoe makes a buzzer-beater to defeat Portland.
- 11/3:** Suns assign forward Derrick Jones Jr. to Northern Arizona of the D-League.
- 11/12:** Northern Arizona Suns open their inaugural NBA D-League season with a 122-107 win over the Iowa Energy.
- 11/19:** Suns recall forward Derrick Jones Jr. from Northern Arizona of the D-League.
- 11/25:** Suns assign forward Derrick Jones Jr. to Northern Arizona of the D-League.
- 12/14:** Suns assign guard Tyler Utis and forward/center Alan Williams to Northern Arizona of the D-League.
- 12/15:** Suns recall forward Derrick Jones Jr., guard Tyler Utis and forward/center Alan Williams from Northern Arizona of the D-League.
- 12/23:** Suns assign forward Derrick Jones Jr. to Northern Arizona of the D-League.
- 12/31:** Suns recall forward Derrick Jones Jr. from Northern Arizona of the D-League.
- 1/4:** Suns assign forward Derrick Jones Jr. to Northern Arizona of the D-League.
- 1/6:** Suns waive guard John Jenkins.
- 1/7:** Suns recall forward Derrick Jones Jr. from Northern Arizona of the D-League.
- 1/9:** Suns assign forward Derrick Jones Jr. to Northern Arizona of the D-League.
- 1/12:** Suns play the first of two games in Mexico City as Devin Booker sets a franchise record with 28 fourth-quarter points vs. Dallas.
- 1/14:** Suns defeat the San Antonio Spurs in Mexico City as they become the first team to play two regular-season games in Mexico in one season.
- 1/21:** Suns recall forward Derrick Jones Jr. from Northern Arizona of the D-League.
- 1/22:** Suns beat the Raptors to cap a nine-day span in which they won games in the most populous cities of the U.S. (at New York), Mexico (vs. San Antonio) and Canada (at Toronto).
- 1/27:** Suns sign guard Ronnie Price to a 10-day contract.
- 2/2:** Marquese Chriss is named the Kia NBA Western Conference Rookie of the Month for January after averaging 8.3 points, 3.6 rebounds and 1.4 steals during the month.
- 2/3:** Devin Booker makes a buzzer-beater to win at Sacramento.
- 2/6:** Suns sign guard Ronnie Price to a second 10-day contract.
- 2/8:** Dragan Bender undergoes a successful routine arthroscopic procedure on his right ankle to remove a bone spur.
- 2/10:** The NBA suspends Alex Len one game for leaving the bench area during an altercation in the game at Memphis on February 8.
- 2/17:** Sophomore guard Devin Booker scores 17 points and rookie forward Marquese Chriss scores seven in the BBVA Compass Rising Stars Challenge at NBA All-Star 2017 in New Orleans.
- 2/18:** Derrick Jones Jr. records two perfect 50s to earn a runner-up finish in the Verizon Slam Dunk and Devin Booker participates in the Taco Bell Skills Challenge at NBA All-Star 2017 in New Orleans.
- 2/22:** Suns assign forward Derrick Jones Jr. to Northern Arizona of the D-League.
- 2/23:** Suns recall forward Derrick Jones Jr. from Northern Arizona of the D-League.
- 2/23:** Suns acquire forward Mike Scott, the rights to Cenk Akyol and cash considerations from Atlanta in exchange for the Suns' top-55 protected 2017 second-round pick.



- 2/23:** Suns acquire second-round draft picks in 2017 and 2018, cash considerations and center/forward Jared Sullinger from Toronto in exchange for forward P.J. Tucker.
- 2/24:** Suns sign guard Ronnie Price for the remainder of the season.
- 2/24:** Suns waive forward Mike Scott and center/forward Jared Sullinger.
- 3/3:** Suns induct "The Voice of the Suns" Al McCoy as the 15th member of the Suns Ring of Honor during halftime of the game against Oklahoma City. Owing the longest-tenure with one team of any broadcaster in NBA history, McCoy is inducted during his 45th season of calling the Suns.
- 3/5:** Tyler Ulis makes a buzzer-beater to cap a memorable comeback win at home over Boston.
- 3/11:** Devin Booker makes a buzzer-beater to win at Dallas, the Suns' fourth game-winning buzzer-beater of the season to become the only NBA team in at least 20 years to make four in a season.
- 3/19:** Suns sign forward Jarell Eddie to a 10-day contract.
- 3/23:** Suns utilize the youngest starting lineup in NBA history at Brooklyn as Tyler Ulis, Devin Booker, Derrick Jones Jr., Marquese Chriss and Alex Len combine for an average age of 21 years, 14 days.
- 3/24:** Devin Booker scores a franchise record 70 points at Boston as he becomes just the sixth player in NBA history to score at least 70 points in a game. At 20 years, 145 days old, Booker is the youngest player to ever score at least 70 (or 60) in a game.
- 3/29:** Suns sign forward Jarell Eddie to a second 10-day contract.
- 4/5:** Alan Williams is presented with the 2016-17 Majerle Hustle Award.
- 4/9:** Suns sign guard Elijah Millsap to a multiyear contract.
- 4/14:** Tyler Ulis is named the Kia NBA Western Conference Rookie of the Month for April after leading all rookies with 20.7 points and 6.8 assists per game during the month.
- 4/18:** Following five seasons as the television play-by-play voice of the Suns and an award-winning 45-year broadcasting career, Steve Albert announces his retirement.
- 5/4:** Suns hire Kevin Ray as the new television play-by-play announcer for the team.
- 5/10:** Tyler Ulis undergoes a minor surgical procedure on his right ankle.
- 5/16:** Suns are awarded the fourth overall pick in the 2017 NBA Draft as determined at the 2017 NBA Draft Lottery in New York.
- 6/22:** Suns select Kansas forward Josh Jackson with the fourth overall pick in the first round of the 2017 NBA Draft. Suns also select Miami guard Davon Reed with the 32nd overall pick and Valparaiso forward Alec Peters with the 54th overall pick in the second round.
- 6/26:** Marquese Chriss is named to the 2016-17 NBA All-Rookie Second Team after averaging 9.2 points, 4.2 rebounds, 0.85 blocks and 0.82 steals while playing all 82 games.
- 6/27:** Jared Dudley undergoes a left toe ligament and bone procedure.
- 7/3:** Suns waive guard Leandro Barbosa.
- 7/3:** Suns sign rookie forward Josh Jackson.
- 7/3:** Suns sign NBA rookie guard Mike James, who had become one of the Euroleague's best guards playing with Panathinaikos.
- 7/6:** Suns sign rookie guard Davon Reed.
- 7/10:** Head Coach Earl Watson is presented the Roberto Clemente Award for Sports Excellence by the National Council of La Raza.
- 7/17:** Josh Jackson is named to the All-NBA Summer League 2017 First Team after averaging 17.4 points and 9.2 rebounds for the Summer Suns.
- 7/19:** Suns announce a multiyear contract extension with General Manager Ryan McDonough, as well as the addition of 14-year NBA veteran James Jones as Vice President of Basketball Operations.
- 7/26:** Suns re-sign forward/center Alan Williams to a multiyear contract.
- 7/31:** The NBA announces that the Suns would host the NBL's Brisbane Bullets during the 2017 preseason in the first games that Australia's NBL teams travel to the U.S. to play against NBA teams.
- 8/10:** Suns reveal new Nike uniforms for the 2017-18 season.
- 8/14:** Suns name Jeff Fish as director of performance and head strength and conditioning coach.
- 8/24:** Davon Reed undergoes a meniscus repair of his left knee.
- 8/25:** Brandon Knight undergoes surgery to repair a torn ACL in his left knee.
- 9/18:** Suns sign rookie forward Alec Peters.
- 9/22:** Suns sign forward Anthony Bennett and guard/forward Peter Jok.
- 9/22:** Suns acquire guard Troy Daniels and a 2018 second-round pick from Memphis in exchange for a conditional Suns' 2018 second-round pick.
- 9/25:** Suns sign restricted free agent Alex Len.
- 9/25:** Alan Williams undergoes a meniscus repair of his right knee.
- 9/26:** Suns sign forward T.J. Warren to a multiyear contract extension.
- 10/11:** Suns waive forward Anthony Bennett and guard/forward Peter Jok.

## Final Regular Season Records

	Record	Home (Mexico)	Road	Overtime	Head Coach: Earl Watson, 2nd season w/Phoenix
<b>Overall</b>	<b>24-58</b>	<b>14-25 (1-1)</b>	<b>9-32</b>	<b>3-3</b>	<b>2016-17 Season:</b> 24-58 (.293)
Atlantic	6-4	4-1	2-3	1-0	<b>Overall Record:</b> 33-82 (.287)
Central	3-7	2-3	1-4	0-1	
Southeast	4-6	3-2	1-4		
<b>Eastern</b>	<b>13-17</b>	<b>9-6</b>	<b>4-11</b>	<b>1-1</b>	<b>Home Attendance</b>
Southwest	5-13	1-6 (1-1)	3-6	1-1	Games 39
Northwest	3-15	3-6	0-9	1-1	Total 668,233
Pacific	3-13	1-7	2-6		Average 17,134
<b>Western</b>	<b>11-41</b>	<b>5-19 (1-1)</b>	<b>5-21</b>	<b>2-2</b>	Sellouts 11
	<b>Won</b>	<b>Lost</b>			<b>Offense</b>
Preseason	4	2			+100 21-43
October	0	4			-100 3-15
November	6	9			
December	4	11			<b>Defense</b>
January	5	9			+100 16-55
February	3	9			-100 8-3
March	4	12			
April	2	4			<b>vs. Opponents</b>
					+500 11-29
					-500 13-28

## Streaks

	Overall Streaks	Home Streaks	Road Streaks
<b>Current:</b>	Lost 1	Won 2	Lost 8
<b>Longest:</b>	Won 3, Lost 13	Won 4, Lost 8	Won 2, Lost 8
<b>Last Win:</b>	4/9 vs. Dallas (124-111)	4/9 vs. Dallas (124-111)	3/11 at Dallas (100-98)
<b>Last Loss:</b>	4/11 at Sacramento (104-129)	4/5 vs. Golden State (111-120)	4/11 at Sacramento (104-129)

## Suns Record When They:

	Home	Road	Overall
Led at the half:	13-8	4-7	17-16
Trailed at the half:	1-17	4-25	6-42
Were tied at the half:	-	1-0	1-0
Led after three quarters:	13-6	5-2	18-8
Trailed after three quarters:	1-19	2-30	4-50
Were tied after three quarters:	-	2-0	2-0
Shot higher field goal percentage:	13-4	5-8	18-13
Shot lower field goal percentage:	1-21	4-24	6-45
Made more three-pointers:	7-6	5-6	12-12
Made fewer three-pointers:	7-16	4-24	12-41
Shot more free throws:	6-8	3-9	9-18
Shot fewer free throws:	8-16	5-21	14-37
Outrebounded their opponent:	10-12	4-10	15-23
Were outrebounded by opponent:	4-10	4-20	8-30
Committed more turnovers:	7-13	4-15	11-29
Committed fewer turnovers:	6-11	4-17	11-28
Outscored opponents' bench:	10-9	5-16	15-26
Were outscored by opponents' bench:	3-16	3-15	7-31

## Margins of Victory/Defeat

**Largest Margin of Victory:** 36 vs. L.A. Lakers, 2/15 (137-101)

**Largest Margin of Defeat:** 31 at Houston, 2/11 (102-133)

Margins	1	2	3	4	5	6	7	8	9	10	11	12	13	14	15	16	17	18	19	20	21	22	23	24	>25
<b>Won By</b>	1	5	3	1	1		4	1	1				1	1				1	1		1	1			1
<b>Lost By</b>	2	1	2	4	5	5	5		2	2	3	1	4	2	5	2	1	3	3		1				5

## 2016-17 Team Leaders

Player	10+ pts	20+ pts	30+ pts	10+ rebs	10+ assts	DDs
Barbosa	19	1				
Bender	5			1		1
Bledsoe	63	34	12	2	7	8
Booker	75	47	14			
Chandler	17	2		28		12
Chriss	29	6		4		3
Dudley	14				1	
Eddie	1					
Jenkins						
Jones Jr.	6					
Knight	35	4	1			
Len	26			18		11
Millsap						
Price						
Tucker	17	1		8		3
Utis	19	5	1		6	6
Warren	48	18	1	5		5
Williams	21			16		15

**Led Suns in Scoring:** Booker (32), Bledsoe (29), Warren (13), Knight (4), Utis (3), Chriss (2), Chandler (1), Len (1)

**Led Suns in Rebounding:** Chandler (33), Len (17), Williams (15), Tucker (10), Warren (8), Chriss (4), Bledsoe (2), Dudley (2), Bender (1), Booker (1), Knight (1)

**Led Suns in Assists:** Bledsoe (49), Utis (17), Booker (14), Knight (6), Dudley (5)

**Led Suns in Steals:** Bledsoe (26), Tucker (17), Chriss (13), Warren (13), Booker (12), Utis (10), Dudley (8), Barbosa (7), Chandler (6), Len (5), Williams (4), Jones Jr. (3), Knight (3), Bender (1), Price (1)

**Led Suns in Blocks:** Len (39), Chriss (26), Bender (12), Warren (11), Booker (10), Bledsoe (9), Chandler (9), Tucker (9), Williams (8), Dudley (6), Jones Jr. (3), Knight (3), Utis (2), Barbosa (1), Price (1)

## Games Missed Due To Injury/Illness/Suspension/Other

**GAMES MISSED DUE TO INJURY/ILLNESS/SUSPENSION/OTHER – TOTAL: 157; TO INJURY/ILLNESS: 81**

Player	Injury/Reason	Games Missed (Record)	Dates
Leandro Barbosa	Illness	2 (0-2)	3/17-3/19
	Right hamstring strain	9 (2-7)	3/26-4/11
Dragan Bender	Right ankle soreness/contusion/surgery	31 (7-24)	1/26-1/30, 2/3-4/1
Eric Bledsoe	Rest	16 (2-14)	2/11, 3/15-4/11
Devin Booker	Sore right great toe	1 (0-1)	10/31
	Right ankle soreness	2 (0-2)	3/19, 3/28
	Rest	1 (0-1)	4/11
Tyson Chandler	Personal reasons	12 (5-7)	11/8-11/13, 11/18-11/23, 3/12, 4/7-4/11
	Gastroenteritis	1 (0-1)	1/16
	Rest	22 (4-18)	2/11, 2/24-3/11, 3/15-4/5
Jared Dudley	Left foot soreness	1 (0-1)	11/27
	Dizziness	1 (0-1)	1/16
	Flu-like symptoms	1 (0-1)	1/24
	Illness	2 (1-1)	2/1-2/3
Brandon Knight	Right wrist sprain/tendinitis	3 (2-1)	1/3, 1/14-1/16
	Back spasms	1 (0-1)	3/15
	Rest	24 (6-18)	2/14-3/12, 3/17-4/11
Alex Len	Right hip contusion	4 (2-2)	12/13-12/15, 3/11-3/12
	League suspension	1 (1-0)	2/10
Ronnie Price	Left lower leg contusion	5 (0-5)	3/19-3/26
T.J. Warren	Minor head injury	13 (4-9)	11/19-12/15
	Left foot contusion	2 (0-2)	3/23-3/24
	Illness	1 (0-1)	4/2
Alan Williams	Gastroenteritis	1 (0-1)	3/21

## 2016-17 Team Highs And Lows

### PHOENIX SUNS

TOTAL PTS/NON OT	137, 2/15 vs. L.A. Lakers
TOTAL PTS (OT)	121, *2/24 at Chicago
PTS, 1ST QTR	40, *10/28 at Oklahoma City, 4/9 vs. Dallas
PTS, 2ND QTR	41, 2/4 vs. Milwaukee
PTS, 3RD QTR	38, 11/12 vs. Brooklyn, 4/11 at Sacramento
PTS, 4TH QTR	42, 12/23 vs. Philadelphia
PTS, 1ST HALF	71, 4/7 vs. Oklahoma City
PTS, 2ND HALF	77, 3/24 at Boston
PTS, OVERTIME PRD.	15, *11/2 vs. Portland
FGM	49, three times last on 3/30 vs. LA Clippers
FGA	109, 4/11 at Sacramento
FG%	.597, 3/2 vs. Charlotte
3-PT FGM	14, *12/11 vs. New Orleans
3-PT FGA	41, *12/11 vs. New Orleans
3-PT%	.556, 1/12 vs. Dallas (Mexico)
FTM	36, 3/24 at Boston
FTA	49, 3/24 at Boston
FT%	.944, 12/7 vs. Indiana
OFF REBS	22, 4/2 vs. Houston
DEF REBS	47, 2/15 vs. L.A. Lakers
TOTAL REBS	61, *12/13 vs. New York, 4/2 vs. Houston
ASSISTS	32, 2/15 vs. L.A. Lakers
STEALS	14, four times last on 3/23 at Brooklyn
TURNOVERS	26, 11/25 vs. Minnesota
BLOCKED SHOTS	12, 4/2 vs. Houston
PERSONAL FOULS	36, 1/28 vs. Denver
POINTS IN THE PAINT	66, 1/8 vs. Cleveland, 3/30 vs. LA Clippers
2ND CHANCE PTS	30, 11/18 at Indiana
FAST BREAK POINTS	53, 3/7 vs. Washington
POINTS OFF TO	28, three times last on 2/26 at Milwaukee

### OPPONENTS

TOTAL PTS/NON OT	138, 12/3 at Golden State
TOTAL PTS (OT)	128, *2/24 at Chicago
PTS, 1ST QTR	45, 2/4 vs. Milwaukee
PTS, 2ND QTR	39, 2/11 at Houston
PTS, 3RD QTR	42, 12/3 at Golden State
PTS, 4TH QTR	42, 3/23 at Brooklyn
PTS, 1ST HALF	77, 2/11 at Houston
PTS, 2ND HALF	75, 2/28 at Memphis
PTS, OVERTIME PRD.	20, *2/24 at Chicago
FGM	52, 2/4 vs. Milwaukee
FGA	101, *11/2 vs. Portland
FG%	.634, 2/4 vs. Milwaukee
3-PT FGM	19, 1/19 at Cleveland
3-PT FGA	45, 4/9 vs. Dallas
3-PT%	.667, 12/3 at Golden State
FTM	42, 3/7 vs. Washington
FTA	53, 3/7 vs. Washington
FT%	.960, 12/19 at Minnesota
OFF REBS	22, 4/7 vs. Oklahoma City
DEF REBS	51, 3/19 at Detroit
TOTAL REBS	63, 3/19 at Detroit
ASSISTS	37, 12/3 at Golden State
STEALS	15, three times last on 3/7 vs. Washington
TURNOVERS	22, three times last on 2/8 at Memphis
BLOCKED SHOTS	14, *11/4 at New Orleans
PERSONAL FOULS	32, 3/24 at Boston
POINTS IN THE PAINT	74, 2/4 vs. Milwaukee
2ND CHANCE PTS	31, 1/26 at Denver
FAST BREAK POINTS	34, 12/3 at Golden State
POINTS OFF TO	30, 1/14 vs. San Antonio (Mexico), 3/7 vs. Washington


### LOWS

85, 11/25 vs. Minnesota
110, *10/28 at Oklahoma City
12, 3/28 at Atlanta
12, 10/31 at LA Clippers
15, 3/23 at Brooklyn
10, 11/25 vs. Minnesota
36, 10/31 at LA Clippers
33, 11/25 vs. Minnesota
8, *10/28 at Oklahoma City
29, 2/8 at Memphis
73, 11/23 at Orlando
.333, 2/8 at Memphis
2, 1/2 at LA Clippers, 3/17 vs. Orlando
10, 4/1 at Portland
.133, 1/2 at LA Clippers
7, 12/31 at Utah
10, 12/31 at Utah
.542, 3/30 vs. LA Clippers
4, 3/2 vs. Charlotte, 3/11 at Dallas
20, 1/26 at Denver
28, 1/26 at Denver
9, 12/31 at Utah
2, 1/12 vs. Dallas (Mexico)
4, 3/19 at Detroit
0, three times last on 1/14 vs. San Antonio (Mexico)
17, 11/30 vs. Atlanta, 3/26 at Charlotte
20, 2/3 at Sacramento
4, three times last on 3/12 vs. Portland
0, 12/17 at Oklahoma City
6, 12/7 vs. Indiana, 1/16 vs. Utah, 4/11 at Sacramento

### LOWS

87, 11/23 at Orlando
111, *11/4 at New Orleans, *12/13 vs. New York
15, 2/15 vs. L.A. Lakers
17, 2/10 vs. Chicago, 4/5 vs. Golden State
14, 1/3 vs. Miami
12, 3/2 vs. Charlotte
40, 12/29 vs. Toronto
36, 12/31 at Utah
9, *11/4 at New Orleans
28, 3/11 at Dallas
71, 1/14 vs. San Antonio (Mexico)
.360, 11/9 vs. Detroit
1, 11/18 at Indiana
7, 11/18 at Indiana
.143, 11/18 at Indiana
8, 11/30 vs. Atlanta
10, 11/30 vs. Atlanta
.536, *11/4 at New Orleans
4, 1/19 at Cleveland
20, 12/23 vs. Philadelphia
28, 12/23 vs. Philadelphia
10, 12/29 vs. Toronto
1, 1/2 at LA Clippers, 4/7 vs. Oklahoma City
7, 3/26 at Charlotte
1, three times last on 3/2 vs. Charlotte
12, 1/8 vs. Cleveland
20, 3/11 at Dallas
2, 12/23 vs. Philadelphia
4, 12/6 at Utah
6, 1/16 vs. Utah, 3/19 at Detroit

Charles Barkley presented the  
1992-93 NBA MVP award by David Stern



**RECORDS**



# Suns Single-Game Records

## Suns Individual Records

### Most Points

Game	70	Devin Booker at Boston	3/24/17
Half	51	Devin Booker at Boston (2nd)	3/24/17
Quarter	28	Devin Booker at Boston (4th)	3/24/17
		Devin Booker vs. Dallas in Mexico City (4th)	1/12/17
	27	Devin Booker vs. Milwaukee (2nd)	2/4/17
	26	Stephon Marbury vs. San Antonio (4th)	11/29/02
Overtime	12	Rex Chapman vs. L.A. Clippers	2/13/99
		Walter Davis vs. Golden State	3/29/84

### Most Field Goals Made

Game	22	Tom Chambers vs. Seattle	3/24/90
Half	17*	Eddie Johnson at L.A. Clippers (2nd)	11/12/88
	15	Stephon Marbury vs. San Antonio (2nd)	11/29/02
		Tom Chambers vs. Seattle (1st)	3/24/90
		Tom Chambers at Golden State (1st)	2/18/90
		Eddie Johnson at L.A. Clippers (2nd)	11/12/88
Quarter	11	Stephon Marbury vs. San Antonio (4th)	11/29/02
		Eddie Johnson at L.A. Clippers (4th)	11/12/88

### Most Field Goals Attempted

Game	40	Devin Booker at Boston	3/24/17
Half	27*	Eddie Johnson at L.A. Clippers (2nd)	11/12/88
	26	Devin Booker at Boston (2nd)	3/24/17
Quarter	17*	George Wilson vs. Detroit (4th)	11/10/68
	16	Devin Booker at Boston (4th)	3/24/17

### Most Free Throws Made

Game	24	Devin Booker at Boston	3/24/17
Half	20^	Devin Booker at Boston (2nd)	3/24/17
Quarter	12	Stan McKenzie at Philadelphia (4th)	2/15/70

\* Overtime

^ Ties NBA Record

## Most Free Throws Attempted

Game	27*	Charles Barkley vs. Washington	12/20/95
	26	Devin Booker at Boston	3/24/17
Half	21	Devin Booker at Boston (2nd)	3/24/17
Quarter	16	Stan McKenzie at Philadelphia (2nd)	2/15/70

## Most 3-PT. Field Goals Made

Game	9*	Channing Frye vs. Minnesota	4/11/11
	9	Quentin Richardson at New Orleans	12/29/04
Half	7	Brandon Knight at Golden State (2nd) Channing Frye vs. Minnesota (2nd)	3/12/16 12/15/10
Quarter	6	Gerald Green vs. Oklahoma City (3rd) Shannon Brown at Charlotte (4th)	3/6/14 11/7/12

## Most 3-PT. Field Goals Attempted

Game	17	Quentin Richardson at Minnesota Quentin Richardson at New Orleans	1/4/05 12/29/04
------	----	--	--------------------

## Most Assists

Game	25	Kevin Johnson vs. San Antonio	4/6/94
Half	14	Steve Nash vs. Cleveland (1st) Kevin Johnson vs. Boston (1st) Kevin Johnson vs. L.A. Clippers (1st)	1/11/07 2/12/97 2/9/89
Quarter	12	Steve Nash vs. Miami (1st)	1/6/06

## Most Total Rebounds

Game	27	Tyson Chandler vs. Atlanta Paul Silas vs. Cincinnati at Omaha	1/23/16 1/18/71
Half	18	Neal Walk at Philadelphia (2nd) Paul Silas, several times, last at Seattle (1st)	3/14/73 1/21/72
Quarter	13	Armon Gilliam vs. Sacramento (1st)	1/13/89

## Most Offensive Rebounds

Game	13	Tyson Chandler vs. Atlanta	1/23/16
------	----	----------------------------	---------

## Most Defensive Rebounds

Game	18	Shawn Marion at Miami	11/9/07
------	----	-----------------------	---------

\* Overtime \*\*\* Triple Overtime

## Suns Individual Records...continued

### Most Consecutive Free Throws Made

Game	20	Amar'e Stoudemire vs. Houston	3/22/08
Overall	74	Steve Nash	4/6/07 thru 11/30/07
Single-Season	57	Kevin Johnson	1/27/89 thru 2/9/89
		Mike Bratz	1/12/80 thru 3/2/80

### Most Minutes Played

Game	60***	Shawn Marion at New York	1/2/06
------	-------	--------------------------	--------

### Most Steals

Game	10	Kevin Johnson vs. Washington	12/9/93
Half	7*	Walter Davis at Chicago (2nd)	10/27/78
	7	Mike Bratz vs. Cleveland (2nd)	2/11/79
Quarter	6	Mike Bratz vs. Cleveland (3rd)	2/11/79

### Most Blocked Shots

Game	10	Amar'e Stoudemire vs. Utah	2/7/04
	10	Larry Nance at Philadelphia	1/4/88
Half	7	Amar'e Stoudemire vs. Utah (1st)	2/7/04
	7	Andrew Lang vs. Orlando (1st)	2/27/91
Quarter	6	Amar'e Stoudemire vs. Utah (1st)	2/7/04
	6	Andrew Lang vs. Portland (2nd)	12/26/89

### Most Turnovers

Game	14#	Jason Kidd vs. New York	11/17/00
------	-----	-------------------------	----------

### Most Consecutive Field Goals Without a Miss

Game	15	Walter Davis at Seattle	2/25/83
Overall	19	Charles Pittman	12/20/83 thru 12/30/83

### Most Consecutive Suns Points

Game	21	Devin Booker vs. Oklahoma City	4/7/17
		Devin Booker vs. Dallas in Mexico City	1/12/17

## Suns Team Records – Highs

### Most Points

Game	173^	vs. Denver	11/10/90
Half	107#	vs. Denver (1st)	11/10/90
Quarter	57#	vs. Denver (2nd)	11/10/90
Overtime	20	vs. Denver	12/23/96
		vs. L.A. Clippers	11/16/90
		vs. Denver	12/26/83

### Most Field Goals Made

Game	67	vs. Denver	11/10/90
Half	43#	vs. Denver (1st)	11/10/90
Quarter	24#	vs. Denver (2nd)	11/10/90

\* Overtime \*\*\* Triple Overtime # NBA Record ^ Ties NBA Record (non OT)



## Most Field Goals Attempted

Game	128	at	Atlanta	3/10/71
Half	80***	vs.	Portland (2nd)	11/1/84
	71	at	Atlanta (2nd)	3/10/71
Quarter	44	vs.	Detroit (4th)	11/10/68

## Most 3-PT. Field Goals Made

Game	22	at	L.A. Lakers	11/14/10
	20	vs.	Denver	1/7/08
		vs.	New Orleans/Okla. City	4/17/06

## Most 3-PT. Field Goals Attempted

Game	44***	at	New York	1/2/06
	40	at	L.A. Lakers	11/14/10

## Most Free Throws Made

Game	61*#	vs.	Utah	4/9/90
	50	at	New Jersey	3/30/90
Half	46	vs.	Utah (2nd)	4/9/90
	32	vs.	Denver (1st)	10/29/85
Quarter	22	vs.	Portland (4th)	4/10/84
Overtime	14	vs.	Utah	4/9/90

## Most Free Throws Attempted

Game	80*	vs.	Utah	4/9/90
	63	vs.	Seattle	10/21/72
Half	63	vs.	Utah (2nd)	4/9/90
	45	vs.	Denver (1st)	10/29/85
Quarter	28	vs.	Atlanta at Albuquerque (2nd)	11/16/69
Overtime	20	vs.	Utah	4/9/90

## Most Assists

Game	51	vs.	San Antonio	2/2/79
Half	33#	vs.	Denver (1st)	11/10/90
Quarter	17	vs.	Miami (1st)	1/6/06
		vs.	Denver (2nd)	11/10/90
		vs.	L.A. Clippers (4th)	1/17/87

## Most Total Rebounds

Game	77	at	Baltimore	12/10/69
Half	46	at	Baltimore (2nd)	12/10/69
Quarter	27	vs.	San Francisco (1st)	11/4/68

## Most Offensive Rebounds

Game	32	at	Philadelphia	1/25/81
------	----	----	--------------	---------

## Most Defensive Rebounds

Game	51	at	Denver	12/22/88
------	----	----	--------	----------

## Most Personal Fouls

Game	44	at	Chicago	1/8/70
Half	29	at	Chicago (2nd)	1/8/70
Quarter	17	at	Chicago (4th)	12/15/97

\* Overtime    \*\*\* Triple Overtime    # NBA Record

## Suns Team Records – Highs...continued

### Most Steals

Game	24	vs.	San Antonio	11/20/77
Half	17*	at	Chicago (2nd)	10/27/78
	16	vs.	Portland (1st)	3/28/80
Quarter	10	vs.	Portland (1st)	3/28/80
		at	Denver (4th)	3/7/78

### Most Blocked Shots

Game	19	vs.	Atlanta	1/29/08
Half	11	vs.	Atlanta (2nd)	1/29/08
Quarter	10	vs.	Atlanta (4th)	1/29/08

### Most Turnovers

Game	39	vs.	Denver	10/29/85
------	----	-----	--------	----------

### Consecutive Field Goals Without a Miss

Quarter	14	vs.	New Jersey	1/29/92
---------	----	-----	------------	---------

### Consecutive Free Throws Without a Miss

Game	33	vs.	Detroit	12/23/80
------	----	-----	---------	----------

### Largest Margin of Victory

Game	55	vs.	Sacramento (140-85)	4/19/89
------	----	-----	---------------------	---------

### Highest Field Goal Percentage

Game	.696	at	Golden State (48-69)	3/12/80
------	------	----	----------------------	---------

### Highest Free Throw Percentage

Game	1.000	22 times, last vs.	Oklahoma City (5-5)	2/10/13
------	-------	--------------------	---------------------	---------

## Suns Team Records – Lows

### Fewest Points

Game	68	at	Kansas City	3/8/81
Half	22	at	L.A. Lakers (1st)	1/3/16
Quarter	7	vs.	Memphis (4th)	11/11/06
Overtime	2	at	Houston	3/20/99
		at	Memphis (2OT)	1/11/15

### Fewest Free Throws Made

Game	1	at	Orlando	11/24/13
Half	0	at	Orlando (2nd)	11/24/13
		vs.	L.A. Lakers (1st)	3/18/13
		vs.	New York (1st)	12/9/05
		vs.	Denver (1st)	12/23/96
		at	Milwaukee (1st)	1/5/91

### Fewest Free Throws Attempted

Game	3	at	Orlando	11/24/13
Half	0	vs.	New York (1st)	12/9/05

\* Overtime \*\* Double Overtime



## Fewest Field Goals Made

Game	24	vs.	Miami	11/24/96
Half	8	at	Miami (1st)	3/28/00
		vs.	San Antonio (1st)	2/28/15
Quarter	2	vs.	Minnesota (4th)	11/25/16

## Fewest Field Goals Attempted

Game	61	at	Milwaukee	11/8/08
Half	27	at	Orlando (1st)	2/20/01
Quarter	11	vs.	Utah (4th)	4/9/90
		vs.	New Jersey (3rd)	11/19/86
		vs.	Detroit (4th)	3/21/86

## Lowest Field Goal Percentage

Game	.268	at	New Jersey (26-97)	3/27/06
------	------	----	--------------------	---------

## Fewest Rebounds

Game	24	at	L.A. Lakers	11/20/84
		vs.	Atlanta	4/5/77
Half	7	at	Sacramento (2nd)	1/2/16
Quarter	2	at	Minnesota (4th)	4/13/13

## Fewest Offensive Rebounds

Game	2	vs.	Charlotte	1/6/16
		at	Portland	12/7/10
		vs.	New Orleans/Okla. City	4/17/06
		at	Golden State	3/12/80
		vs.	New Orleans	12/21/76

## Fewest Defensive Rebounds

Game	14	at	L.A. Lakers	3/31/85
------	----	----	-------------	---------

## Fewest Assists

Game	9	at	Utah	12/31/16
		at	Atlanta	1/17/69
		at	Chicago	11/30/68
Half	2	Two times, last at Utah (2nd)		12/31/16
Quarter	0	Several times, last at Utah (4th)		12/31/16

## Fewest Personal Fouls

Game	7	at	San Antonio	4/18/97
Half	2	vs.	Sacramento (2nd)	11/4/15
		vs.	L.A. Clippers (1st)	3/9/98

## Fewest Steals

Game	0	vs.	Miami	1/8/10
------	---	-----	-------	--------

## Fewest Blocked Shots

Game	0	53 times, last vs. San Antonio in Mexico City		1/14/17
------	---	---	--	---------

## Fewest Turnovers

Game	3	vs.	L.A. Lakers	4/7/12
------	---	-----	-------------	--------

## Suns Top Nights

### Most Points

70	Devin Booker at Boston	3/24/17
60	Tom Chambers vs. Seattle	3/24/90
56	Tom Chambers at Golden State	2/18/90
53*	Tony Delk at Sacramento	1/2/01
50	Amar'e Stoudemire vs. Portland Clifford Robinson vs. Denver	1/2/05 1/16/00
49	Amar'e Stoudemire at Indiana Paul Westphal at Detroit	11/5/08 2/21/80
48	Paul Westphal vs. Denver	11/27/77
47	Alvan Adams at Buffalo Gail Goodrich vs. San Diego Rockets	2/22/77 3/9/69
46	Dick Van Arsdale at Seattle	2/5/75
45	Shaquille O'Neal vs. Toronto Charles Barkley at Detroit Charles Barkley at San Antonio Eddie Johnson at L.A. Clippers Larry Nance at Sacramento Walter Davis vs. Utah	2/27/09 3/13/96 4/2/95 11/12/88 12/20/87 1/15/87

### Most Field Goals Made

22	Tom Chambers vs. Seattle	3/24/90
21	Devin Booker at Boston	3/24/17
20	Shaquille O'Neal vs. Toronto Amar'e Stoudemire vs. Portland Paul Westphal vs. Denver Dick Van Arsdale at Seattle	2/27/09 1/2/05 11/27/77 2/5/75

### Most 3-PT. Field Goals Made

9*	Channing Frye vs. Minnesota Quentin Richardson at New Orleans	4/11/11 12/29/04
8	Gerald Green vs. Oklahoma City Steve Nash vs. Denver Leandro Barbosa at Orlando Quentin Richardson at Portland Jason Kidd at Golden State Dan Majerle at L.A. Clippers Dan Majerle at Dallas	3/6/14 3/31/08 11/10/07 12/5/04 3/17/97 11/9/93 1/30/93
8***	Raja Bell at Denver	1/10/06

### Most 3-PT. Field Goals Made Without a Miss

6	Raja Bell at New Jersey Raja Bell at Seattle Raja Bell at L.A. Lakers Stephon Marbury at San Antonio Wesley Person vs. Boston	11/4/08 3/19/08 4/8/07 3/4/03 2/21/96
---	---	---

### Most Free Throws Made

24	Devin Booker at Boston	3/24/17
23*	Kevin Johnson vs. Utah	4/9/90
22*	Charles Barkley vs. Washington	12/20/95
21	Connie Hawkins vs. Seattle	1/17/70
20	Amar'e Stoudemire vs. Houston	3/22/08

### Most Rebounds

27	Tyson Chandler vs. Atlanta Paul Silas vs. Cincinnati (at Omaha)	1/23/16 1/18/71
26	Charles Barkley vs. Houston Neal Walk at Philadelphia Paul Silas at Seattle	3/24/95 3/14/73 1/21/72
25	Maurice Lucas vs. Denver	12/26/83

### Most Assists

25	Kevin Johnson vs. San Antonio	4/6/94
22***	Steve Nash at New York	1/2/06
21	Steve Nash at Detroit Steve Nash vs. Cleveland Kevin Johnson at L.A. Lakers	2/8/09 1/11/07 2/26/89
20	10 times, last Steve Nash vs. L.A. Lakers	3/22/11

### Most Steals

10	Kevin Johnson vs. Washington	12/9/93
9	Johnny High at Washington	1/28/81
8	Shawn Marion vs. Minnesota Alvan Adams vs. Utah Alvan Adams at Dallas Mike Bratz vs. Cleveland Paul Westphal at New Orleans Jazz	2/6/06 12/6/85 11/3/84 2/11/79 12/16/77

### Most Blocked Shots

10	Amar'e Stoudemire vs. Utah Larry Nance at Philadelphia	2/7/04 1/4/88
9	John "Hot Rod" Williams vs. Golden State Mark West at San Antonio	3/21/96 3/1/88
8	Andrew Lang at Denver Andrew Lang vs. Portland	12/18/91 12/26/89

\* Overtime \*\*\* Triple Overtime

# Opponents Single-Game Records

## Opponents Individual Records

### Most Points

Game	66	Wilt Chamberlain at L.A. Lakers	2/9/69
Half	34	Wilt Chamberlain at L.A. Lakers (1st)	2/9/69
Quarter	28	Jeff Malone vs. Washington (3rd)	2/27/88

### Most Field Goals Made

Game	29	Wilt Chamberlain at L.A. Lakers	2/9/69
Half	15	Wilt Chamberlain at L.A. Lakers (1st)	2/9/69

### Most Field Goals Attempted

Game	44*	Russell Westbrook at Oklahoma City	10/28/16
	38	Kobe Bryant vs. L.A. Lakers	3/1/09
		Cazzie Russell vs. Golden State	3/24/74
Half	24*	Russell Westbrook at Oklahoma City (2nd)	10/28/16
	23	Kobe Bryant vs. L.A. Lakers (2nd)	11/19/04
		Kobe Bryant at L.A. Lakers (2nd)	11/4/14

### Most Free Throws Made

Game	22	Chris Bosh vs. Toronto	12/22/07
Half	14	Manu Ginobili vs. San Antonio	1/29/09
		Vince Carter vs. Toronto (2nd)	12/30/00
		Reggie Theus vs. Chicago (2nd)	3/9/80
Quarter	12	Vince Carter vs. Toronto (4th)	12/30/00

### Most Free Throws Attempted

Game	28	John Drew vs. Atlanta	4/5/77
Half	18	John Drew twice, last vs. Atlanta (2nd)	2/9/78
Quarter	15	Vince Carter vs. Toronto (4th)	12/30/00

### Most 3-PT. Field Goals Made

Game	10*	George McCloud at Dallas	12/16/95
	9	Stephen Curry vs. Golden State	11/27/15
		Mike Bibby at Sacramento	3/25/07
		Ben Gordon vs. Chicago	2/4/06
		Dana Barros at Philadelphia	1/27/95
Half	7	Stephen Curry vs. Golden State (1st)	11/27/15
	7*	Ryan Anderson vs. New Orleans (2nd)	11/23/12
		George McCloud at Dallas (2nd)	12/16/95

\* Overtime \*\* Double Overtime

**Opponents Single-Game Records – Individual...continued**

**Most 3-PT. Field Goals Attempted**

Game	16	Stephen Curry at Golden State	3/12/16
		Randy Foye vs. Denver	12/23/15
		Stephen Curry vs. Golden State	11/27/15
		George McCloud at Dallas	3/3/96
	16**	Ray Allen vs. Seattle	1/22/06

**Most Assists**

Game	25	Kevin Porter vs. Detroit	4/1/79
Half	16	Brandon Jennings at Detroit (1st)	1/11/14
		Jason Kidd at Dallas (1st)	4/5/09
		Magic Johnson vs. L.A. Lakers (1st)	1/9/90
		Doc Rivers at Atlanta (1st)	3/8/88
Quarter	11	Brandon Jennings at Detroit (1st)	1/11/14

**Most Rebounds**

Game	37	Tom Boerwinkle at Chicago	1/8/70
Half	21	Tom Boerwinkle at Chicago (2nd)	1/8/70
Quarter	12	Shaquille O'Neal at L.A. Lakers (2nd)	3/18/98
		Tom Boerwinkle at Chicago (1st)	1/8/70

**Most Offensive Rebounds**

Game	15	Moses Malone at Houston	12/15/81
Half	12	Larry Smith at Houston	2/16/91

**Most Defensive Rebounds**

Game	25	Charles Barkley vs. Houston	11/2/96
------	----	-----------------------------	---------

**Most Minutes Played**

Game	61****	Brian Grant at Portland	11/14/97
------	--------	-------------------------	----------

**Most Steals**

Game	10	Alvin Robertson at San Antonio	2/18/86
Half	7	Doc Rivers at L.A. Clippers	11/6/91
		Maurice Cheeks at Philadelphia (1st)	3/17/84
		Eddie Jordan at New Jersey (2nd)	1/4/78
Quarter	5	Micheal Ray Richardson vs. New York (2nd)	1/26/79

**Most Blocked Shots**

Game	10	Three times, last by Shawn Bradley at New Jersey	3/12/96
Half	8	Mark Eaton at Utah (1st)	2/22/86
		Joe C. Meriweather at New Orleans Jazz (2nd)	10/28/77

**Consecutive Field Goals Without a Miss**

Game	13	Steve Johnson vs. Kansas City	3/24/83
------	----	-------------------------------	---------

\*\*\*\* Quadruple Overtime

## Opponents Team Records – Highs

### Most Points

Game	159	Philadelphia at Philadelphia	2/15/70
Half	89	L.A. Lakers at Los Angeles (1st)	1/2/87
Quarter	47	L.A. Lakers at Los Angeles (1st)	1/2/87
		Chicago at Chicago (2nd)	1/3/75
		Philadelphia at Philadelphia (4th)	2/15/70
Overtime	23	Denver at Phoenix (1st)	12/23/96
		L.A. Clippers at Los Angeles (1st)	11/12/88

### Most Field Goals Made

Game	67	Chicago at Chicago	12/4/90
Half	37	L.A. Lakers at Los Angeles (1st)	1/2/87
Quarter	20	L.A. Clippers at Phoenix (1st)	3/30/85
		San Diego Clippers at Phoenix (2nd)	10/13/78

### Most Field Goals Attempted

Game	137**	Philadelphia at Philadelphia	10/29/71
	123	San Diego Rockets at San Diego	3/21/71
Half	71**	Philadelphia at Philadelphia (2nd)	10/29/71
	66	Philadelphia at Philadelphia (1st)	10/29/71

### Most Free Throws Made

Game	56	Chicago at Chicago	1/8/70
Half	36	Chicago at Chicago (2nd)	1/8/70
Quarter	23	L.A. Lakers at Phoenix (4th)	1/21/98

### Most Free Throws Attempted

Game	71	Chicago at Chicago	1/8/70
Half	48#	Chicago at Chicago (2nd)	1/8/70
Quarter	31	L.A. Lakers at Phoenix (4th)	1/21/98

### Most 3-PT. Field Goals Made

Game	22	Golden State at Phoenix	11/27/15
Half	15#	Golden State at Phoenix (1st)	11/27/15

### Most 3-PT. Field Goals Attempted

Game	45	Dallas at Phoenix	4/9/17
------	----	-------------------	--------

### Most Assists

Game	47	Cincinnati at Phoenix	3/4/69
Half	27	Chicago at Chicago (2nd)	12/4/90

\*\* Double Overtime # NBA Record ^ Ties NBA Record



**Opponents Team Records – Highs...continued**

**Most Rebounds**

Game	83**	Seattle at Seattle	11/15/68
	79	Chicago at Chicago	1/8/70
Half	44**	Seattle at Seattle (2nd)	11/15/68
	43	Boston at Boston (1st)	11/15/72

**Most Offensive Rebounds**

Game	34	Atlanta at Atlanta	11/18/81
Half	23	Houston at Houston	2/16/91

**Most Defensive Rebounds**

Game	54	New Jersey at Phoenix	3/27/06
------	----	-----------------------	---------

**Most Personal Fouls**

Game	52*	Utah at Phoenix	4/9/90
	46	New York at Phoenix	12/3/87
Half	27	Denver at Phoenix (1st)	10/29/85
Quarter	16	Denver at Phoenix (4th)	12/26/83
Overtime	12	Utah at Phoenix	4/9/90

**Most Steals**

Game	23	Philadelphia at Philadelphia	3/17/84
Half	13	Several times last, Denver at Phoenix (2nd)	10/29/85
Quarter	9	Atlanta at Atlanta (3rd)	3/15/13
		Dallas at Phoenix (2nd)	1/18/94
		Golden State at Phoenix (4th)	10/31/86
		Indiana at Phoenix (4th)	2/28/79
		Detroit at Phoenix (3rd)	1/13/78

**Most Blocked Shots**

Game	17	New Jersey at New Jersey	3/12/96
Half	10	Charlotte at Charlotte (1st)	11/7/12

**Most Turnovers**

Game	40	San Antonio at San Antonio	11/3/77
		Portland at Phoenix	3/7/76

**Largest Margin of Victory**

Game	44	Seattle at Seattle	4/2/88
------	----	--------------------	--------

**Highest Field Goal Percentage**

Game	.682	Portland at Phoenix (58-85)	12/5/87
------	------	-----------------------------	---------

\* Overtime \*\* Double Overtime

## Opponents Team Records – Lows

### Fewest Points

Game	65	vs.	Denver	4/1/03
		vs.	Chicago	3/6/75
Half	25	vs.	Denver (2nd)	1/16/00
Quarter	6	at	Cleveland (3rd)	1/26/14
		at	Memphis (4th)	2/21/02
		vs.	Golden State (4th)	2/28/99
Overtime	1	at	San Antonio	2/27/13

### Fewest Field Goals Made

Game	20	vs.	Denver	4/1/03
Half	8	at	Miami (2nd)	3/28/00
Quarter	2	Several times, last at	Cleveland (3rd)	1/26/14

### Fewest Field Goals Attempted

Game	59	at	Utah	3/9/01
Half	24	at	Miami (2nd)	3/28/00

### Fewest Free Throws Made

Game	2	at	Minnesota	2/2/05
		at	New Orleans	11/17/04
Half	0	Several times, last vs.	Denver (1st)	12/23/15

### Fewest Free Throws Attempted

Game	2	at	New Orleans	11/17/04
------	---	----	-------------	----------

### Fewest Rebounds

Game	19	at	Seattle	4/14/99
Half	8	Several times, last at	Houston (2nd)	4/7/16
Quarter	2	vs.	Oklahoma City (2nd)	2/8/16
		at	Boston (3rd)	12/2/94
		vs.	Sacramento (4th)	3/19/86

### Fewest Offensive Rebounds

Game	2	vs.	Seattle	2/19/02
------	---	-----	---------	---------

### Fewest Defensive Rebounds

Game	14	vs.	Seattle	1/25/91
------	----	-----	---------	---------

### Fewest Assists

Game	7	vs.	New Orleans/Okla. City Hornets	11/22/06
Half	1	vs.	Denver (1st)	11/14/15
Quarter	0	Several times, last vs.	Denver (1st)	11/14/15

### Fewest Personal Fouls

Game	7	vs.	Oklahoma City	2/10/13
Half	2	at	New Orleans Hornets	11/17/04

### Fewest Steals

Game	0	vs.	Dallas	4/12/84
------	---	-----	--------	---------

### Fewest Blocked Shots

Game	0	59 times, last vs.	San Antonio	2/21/14
------	---	--------------------	-------------	---------

### Fewest Turnovers

Game	3	at	Portland	2/22/91
------	---	----	----------	---------

### Lowest Field Goal Percentage

Game	.263	vs.	Denver (20-76)	4/1/03
------	------	-----	----------------	--------

## Opponents Top Nights

### Most Points

66	Wilt Chamberlain at L.A. Lakers	2/9/69
54*	Gilbert Arenas, Washington	12/22/06
53	Michael Jordan at Chicago	1/21/89
52	Brandon Roy at Portland	12/18/08
51	Kobe Bryant, L.A. Lakers	4/7/06
	Vince Carter at Toronto	2/27/00
	Freeman Williams, S.D. Clippers	1/19/80
	Pete Maravich, New Orleans Jazz	3/18/77
	Phil Smith at Golden State	1/8/76
51*	Russell Westbrook at Oklahoma City	10/28/16
49	Kobe Bryant at L.A. Lakers	3/1/09
	Larry Bird, Boston	2/15/88
	Kiki Vandeweghe at Denver	1/1/83
	Dave Bing at Detroit	3/9/71
48	Russell Westbrook, Oklahoma City	3/3/17
	Kobe Bryant, Los Angeles	1/10/12
	Manu Ginobili, San Antonio	1/21/05
	Kareem Abdul-Jabbar, Milwaukee	3/16/71
47	Devin Harris, New Jersey	11/30/08
	Kevin Garnett at Minnesota	1/4/05
	Jeff Malone, Washington	2/27/88
	George Gervin at San Antonio	11/7/82

### Most Field Goals Made

29	Wilt Chamberlain at L.A. Lakers	2/9/69
22	Freeman Williams, S.D. Clippers	1/19/80
21*	Gilbert Arenas vs. Washington	12/22/06
21	Pete Maravich, New Orleans Jazz	3/18/77
	Cazzie Russell, Golden State	3/24/74
20	Bernard King at New Jersey	1/4/78
	Phil Smith at Golden State	1/8/76
	Lou Hudson, Atlanta	2/16/74

### Most 3-PT. Field Goals Made

10*	George McCloud at Dallas	12/16/95
9	Stephen Curry, Golden State	11/27/15
	Mike Bibby at Sacramento	3/25/07
	Ben Gordon, Chicago	2/4/06
	Dana Barros at Philadelphia	1/27/95
8*	Ryan Anderson, New Orleans	11/23/12
8**	Ray Allen, Seattle	1/22/06
8	Stephen Curry, Golden State	4/5/17
	James Harden at Houston	2/11/17
	Klay Thompson at Golden State	12/16/15
	J.R. Smith, Cleveland	1/13/15
	Jason Richardson at Golden State	3/29/07
	Bryant Stith, Denver	12/23/96
	Allan Houston, Detroit	3/14/95

### Most Free Throws Made

22	Chris Bosh vs. Toronto	12/22/07
21	John Drew, Atlanta	4/5/77
20	Kobe Bryant at L.A. Lakers	4/16/06
19	Brandon Roy at Portland	12/18/08
18	Buck Williams at New Jersey	1/21/87
17	Russell Westbrook, Oklahoma City	3/3/17
	Andrew Wiggins at Minnesota	3/28/16
	Devin Harris, New Jersey	11/30/08
	Moses Malone at Atlanta	3/14/89
	Bernard King at Golden State	12/9/81
	Nate Archibald, Kansas City-Omaha	2/28/73
17*	Karl Malone, Utah	4/9/90

### Most Rebounds

37	Tom Boerwinkle at Chicago	1/8/70
33	Charles Barkley, Houston	11/2/96
28	Wilt Chamberlain at L.A. Lakers	12/10/71
	Bill Russell at Boston	2/18/69
27	Wilt Chamberlain at L.A. Lakers	2/9/69
	Bill Russell at Boston	11/22/68

### Most Assists

25	Kevin Porter, Detroit	4/1/79
24	Magic Johnson, L.A. Lakers	1/9/90
22	Russell Westbrook at Oklahoma City	12/17/16
	Art Williams, San Diego Clippers	12/28/68
21	John Stockton at Utah	11/19/88
	John Stockton at Utah	3/23/88
	Phil Ford at Kansas City	2/23/79

### Most Steals

10	Alvin Robertson at San Antonio	2/18/86
9	Doc Rivers at L.A. Clippers	11/6/91
	Magic Johnson at L.A. Lakers	11/6/81
	Slick Watts at Seattle	3/27/77
	Larry Steele at Portland	3/7/75

### Most Blocked Shots

10	Shawn Bradley at New Jersey	3/12/96
	Mark Eaton at Utah	2/22/86
	Manute Bol, Washington	1/8/86
	Joe C. Meriweather at N.O. Jazz	10/28/77

\* Overtime \*\* Double Overtime

# Single-Game Phoenix Arena Records

## Phoenix Arena Records – Individual

### Most Points

Overall game	60	Tom Chambers vs. Seattle	3/24/90
TSRA game	54*	Gilbert Arenas, Washington	12/22/06
	51	Kobe Bryant, L.A. Lakers	4/7/06
Overall half	35	Tom Chambers vs. Seattle (1st)	3/24/90
TSRA half	34	Stephon Marbury vs. San Antonio (2nd)	11/29/02
Overall quarter	27	Devin Booker vs. Milwaukee (2nd)	2/4/17
TSRA quarter	27	Devin Booker vs. Milwaukee (2nd)	2/4/17
Overall OT	12	Rex Chapman vs. L.A. Clippers Walter Davis vs. Golden State	2/13/99 3/29/84
TSRA OT	12	Rex Chapman vs. L.A. Clippers	2/13/99

### Most Field Goals Made

Overall game	22	Tom Chambers vs. Seattle Freeman Williams, San Diego Clippers	3/24/90 1/19/80
TSRA game	21*	Gilbert Arenas, Washington	12/22/06
	20	Shaquille O'Neal vs. Toronto Amar'e Stoudemire vs. Portland	2/27/09 1/2/05
Overall half	15	Stephon Marbury vs. San Antonio (2nd) Tom Chambers vs. Seattle (1st)	11/29/02 3/24/90
TSRA half	15	Stephon Marbury vs. San Antonio (2nd)	11/29/02
Overall quarter	12	Jeff Malone, Washington (3rd)	2/27/88
TSRA quarter	11	Stephon Marbury vs. San Antonio (4th)	11/29/02

### Most Field Goals Attempted

Overall game	38*	Russell Westbrook, Oklahoma City Lou Hudson, Atlanta	2/26/15 2/16/74
	38	Kobe Bryant, L.A. Lakers Cazzie Russell, Golden State	3/1/09 3/24/74
TSRA game	38*	Russell Westbrook, Oklahoma City Kobe Bryant, L.A. Lakers	2/26/15 3/1/09
Overall half	24*	George Wilson vs. Detroit (2nd)	11/10/68
TSRA half	23	Kobe Bryant, L.A. Lakers (2nd)	11/19/04
Overall quarter	17*	George Wilson vs. Detroit (4th) Stephon Marbury vs. San Antonio (4th)	11/10/68 11/29/02
TSRA quarter	15	Stephon Marbury vs. San Antonio (4th)	11/29/02

\* Overtime TSRA - Talking Stick Resort Arena

## Phoenix Arena Records – Individual...continued

### Most 3-PT. Field Goals Made

Overall game	9*	Channing Frye vs. Minnesota	4/11/11
	9	Stephen Curry, Golden State	11/27/15
		Ben Gordon, Chicago	2/4/06
TSRA game	9*	Channing Frye vs. Minnesota	4/11/11
	9	Stephen Curry, Golden State	11/27/15
		Ben Gordon, Chicago	2/4/06
Overall half	7*	Ryan Anderson, New Orleans (2nd)	11/23/12
	7	Stephen Curry, Golden State (1st)	11/27/15
		Channing Frye vs. Minnesota (2nd)	12/15/10
TSRA half	7*	Ryan Anderson, New Orleans (2nd)	11/23/12
	7	Stephen Curry, Golden State (1st)	11/27/15
		Channing Frye vs. Minnesota (2nd)	12/15/10

### Most 3-PT. Field Goals Attempted

Overall game	16**	Ray Allen, Seattle	1/22/06
	16	Randy Foye, Denver	12/23/15
		Stephen Curry, Golden State	11/27/15
TSRA game	16**	Ray Allen, Seattle	1/22/06
	16	Randy Foye, Denver	12/23/15
		Stephen Curry, Golden State	11/27/15

### Most Free Throws Made

Overall game	23*	Kevin Johnson vs. Utah	4/9/90
	22	Chris Bosh, Toronto	12/22/07
		Vince Carter, Toronto	12/30/00
TSRA game	22*	Charles Barkley vs. Washington	12/20/95
	22	Chris Bosh, Toronto	12/22/07
		Vince Carter, Toronto	12/30/00
Overall half	17*	Kevin Johnson vs. Utah (2nd)	4/9/90
TSRA half	14	Vince Carter, Toronto (2nd)	12/30/00
Overall quarter	12	Vince Carter, Toronto (4th)	12/30/00
TSRA quarter	12	Vince Carter, Toronto (4th)	12/30/00

### Most Free Throws Attempted

Overall game	28	John Drew, Atlanta	4/5/77
TSRA game	27*	Charles Barkley vs. Washington	12/20/95
	27	Vince Carter, Toronto	12/30/00
Overall half	19	Jason Kidd vs. Vancouver (2nd)	3/22/99
TSRA half	19	Jason Kidd vs. Vancouver (2nd)	3/22/99
Overall quarter	15	Vince Carter, Toronto (4th)	12/30/00
TSRA quarter	15	Vince Carter, Toronto (4th)	12/30/00

### Most Rebounds

Overall game	33	Charles Barkley, Houston	11/2/96
TSRA game	33	Charles Barkley, Houston	11/2/96
Overall half	17*	Maurice Lucas vs. Denver (2nd)	12/26/83
	17	Tyson Chandler vs. Atlanta (1st)	1/23/16
		Charles Barkley, Houston (1st)	11/2/96
TSRA half	17	Tyson Chandler vs. Atlanta (1st)	1/23/16
		Charles Barkley, Houston (1st)	11/2/96
Overall quarter	13	Armon Gilliam vs. Sacramento (1st)	1/13/89
TSRA quarter	11	Shawn Marion vs. Minnesota (2nd)	1/21/07
		Charles Barkley, Houston (1st)	11/2/96

\* Overtime \*\* Double Overtime TSRA - Talking Stick Resort Arena





## Most Assists

Overall game	25	Kevin Johnson vs. San Antonio	4/6/94
		Kevin Porter, Detroit	4/1/79
TSRA game	25	Kevin Johnson vs. San Antonio	4/6/94
Overall half	16	Magic Johnson, L.A. Lakers (1st)	1/9/90
TSRA half	14	Steve Nash vs. Cleveland (1st)	1/11/07
	14	Kevin Johnson vs. Boston (1st)	2/12/97
Overall quarter	12	Steve Nash vs. Miami (1st)	1/6/06
	10	Jason Kidd vs. Charlotte Hornets (1st)	2/20/98
		Magic Johnson, L.A. Lakers (1st)	1/9/90
		Jeff Hornacek vs. Golden State (4th)	1/28/87
		John Lucas, Golden State (1st)	12/2/78
TSRA quarter	12	Steve Nash vs. Miami (1st)	1/6/06
	10	Jason Kidd vs. Charlotte Hornets (1st)	2/20/98

## Consecutive Free Throws Made

Overall game	20	Amar'e Stoudemire vs. Houston	3/22/08
TSRA game	20	Amar'e Stoudemire vs. Houston	3/22/08

## Most Steals

Overall game	10	Kevin Johnson vs. Washington	12/9/93
TSRA game	10	Kevin Johnson vs. Washington	12/9/93
Overall half	7	Mike Bratz vs. Cleveland (2nd)	2/11/79
TSRA half	6**	Chris Paul vs. New Orleans	2/6/08
	6	Shawn Marion vs. Minnesota (1st)	2/6/06
		George McCloud vs. L.A. Lakers (1st)	3/1/99
Overall quarter	6	Mike Bratz vs. Cleveland (3rd)	2/11/79
TSRA quarter	5	Shawn Marion vs. Minnesota (2nd)	2/6/06

## Most Blocked Shots

Overall game	10	Amar'e Stoudemire vs. Utah	2/7/04
		Manute Bol, Washington	1/8/86
TSRA game	10	Amar'e Stoudemire vs. Utah	2/7/04
Overall half	7	Amar'e Stoudemire vs. Utah (1st)	2/7/04
		Andrew Lang vs. Orlando (1st)	2/27/91
TSRA half	7	Amar'e Stoudemire vs. Utah (1st)	2/7/04
Overall quarter	6	Amar'e Stoudemire vs. Utah (1st)	2/7/04
		Andrew Lang vs. Portland (2nd)	12/26/89
TSRA quarter	6	Amar'e Stoudemire vs. Utah (1st)	2/7/04

## Consecutive Field Goals Without a Miss

Game	13	Steve Johnson, Kansas City	3/24/83
Overall	20	Xavier McDaniel vs. Houston (1/11/91) and Washington (1/15/91)	

\* Overtime TSRA - Talking Stick Resort Arena

## Phoenix Arena Records – Team

### Most Points

Overall game	173 <sup>^</sup>	Suns vs. Denver	11/10/90
TSRA game	152 <sup>**</sup>	Seattle vs. Suns	1/22/06
Overall half	107 <sup>#</sup>	Suns vs. Denver (1st)	11/10/90
TSRA half	81	Suns vs. L.A. Clippers (1st)	2/17/09
		Suns vs. Portland (2nd)	2/16/94
Overall quarter	57 <sup>‡</sup>	Suns vs. Denver (2nd)	11/10/90
TSRA quarter	47	Suns vs. Sacramento (1st)	11/21/07
		Suns vs. Miami (1st)	1/6/06
Overall OT	23	Denver vs. Suns	12/23/96
TSRA OT	23	Denver vs. Suns	12/23/96

### Most Field Goals Made

Overall game	67	Suns vs. Denver	11/10/90
TSRA game	56	Suns vs. L.A. Clippers	2/17/09
		Suns vs. Memphis	3/11/08
		Suns vs. L.A. Lakers	2/5/93
Overall half	43 <sup>#</sup>	Suns vs. Denver (1st)	11/10/90
TSRA half	34	Suns vs. Chicago (1st)	11/22/92
Overall quarter	24 <sup>#</sup>	Suns vs. Denver (2nd)	11/10/90

### Most Field Goals Attempted

Overall game	123 <sup>*</sup>	Suns vs. Detroit	11/10/68
	122	Suns vs. San Diego Rockets	12/28/68
TSRA game	114 <sup>*</sup>	New Orleans vs. Suns	2/6/08
	109	Charlotte vs. Suns	12/10/04
Overall half	80 <sup>***</sup>	Suns vs. Portland (2nd)	11/1/84
	65	Suns vs. Detroit (2nd)	11/10/68
TSRA half	66 <sup>**</sup>	New Orleans vs. Suns (2nd)	2/6/08
	57	Suns vs. Sacramento (2nd)	3/15/17
		Suns vs. Sacramento (2nd)	11/7/93
		Sacramento vs. Suns (2nd)	3/5/93
Overall quarter	36	Portland vs. Suns (3rd)	3/20/77
TSRA quarter	32	Suns vs. Golden State (3rd)	4/5/17

### Highest Field Goal Percentage

Overall game	.691	Suns vs. L.A. Clippers (56-81)	1/17/87
TSRA game	.648	Suns vs. Dallas (46-71)	4/1/07

### Most 3-PT. Field Goals Made

Overall game	22	Golden State vs. Suns	11/27/15
TSRA game	22	Golden State vs. Suns	11/27/15
Overall half	15 <sup>#</sup>	Golden State vs. Suns	11/27/15
TSRA half	15 <sup>#</sup>	Golden State vs. Suns	11/27/15

\* Overtime \*\* Double Overtime \*\*\* Triple Overtime # NBA Record

<sup>^</sup> Ties NBA Record (non OT) <sup>‡</sup> NBA 2nd Quarter Record TSRA - Talking Stick Resort Arena

### Most Free Throws Made

Overall game	61*#	Suns vs. Utah	4/9/90
	48	Suns vs. Boston	2/19/71
TSRA game	43	Suns vs. Minnesota	3/14/00
Overall half	32	Suns vs. Denver (1st)	10/29/85
TSRA half	27	Denver vs. Suns (2nd)	1/28/17
Overall quarter	23	L.A. Lakers vs. Suns (4th)	1/21/98
TSRA quarter	23	L.A. Lakers vs. Suns (4th)	1/21/98
Overall overtime	14	Suns vs. Utah	4/9/90

### Most Free Throws Attempted

Overall game	80*	Suns vs. Utah	4/9/90
	63	Suns vs. Seattle	10/21/72
TSRA game	56	Houston vs. Suns	2/19/16
Overall half	45	Suns vs. Denver (1st)	10/29/85
TSRA half	34	Suns vs. Denver (2nd)	11/24/93
Overall quarter	31	L.A. Lakers vs. Suns (4th)	1/21/98
TSRA quarter	31	L.A. Lakers vs. Suns (4th)	1/21/98
Overall overtime	20	Suns vs. Utah	4/9/90

### Highest Free Throw Percentage

Overall game	1.000	Several times, last Oklahoma City (19-19)	3/6/14
TSRA game	1.000	15 times, last Oklahoma City (19-19)	3/6/14

### Most Assists

Overall game	51	Suns vs. San Antonio	2/2/79
TSRA game	42	Suns vs. Vancouver	4/12/98
Overall half	33#	Suns vs. Denver (1st)	11/10/90
TSRA half	25	Suns vs. Cleveland (1st)	1/11/07
		Suns vs. Vancouver (1st)	4/19/97
Overall quarter	17	Suns vs. Miami (1st)	1/6/06
		Suns vs. Denver (2nd)	11/10/90
		Suns vs. L.A. Clippers (4th)	1/17/87
TSRA quarter	16	Suns vs. Orlando (4th)	2/7/93

### Most Rebounds

Overall game	76	Suns vs. Seattle	3/25/72
TSRA game	64	Suns vs. Portland	3/17/93
Overall half	41	Suns vs. Seattle (2nd)	3/25/72
TSRA half	36	Suns vs. L.A. Lakers (1st)	4/13/94
		Suns vs. Portland (1st)	3/17/93
Overall quarter	27	Suns vs. San Francisco (1st)	11/4/68
TSRA quarter	22	Suns vs. L.A. Lakers (4th)	3/18/13

### Most Offensive Rebounds

Overall game	30***	Suns vs. Portland	11/1/84
		L.A. Lakers vs. Suns	3/1/86
TSRA game	28	Suns vs. L.A. Lakers	2/18/94

\* Overtime    \*\*\* Triple Overtime    # NBA Record    TSRA - Talking Stick Resort Arena

## Phoenix Arena Records – Team...continued

### Most Defensive Rebounds

Overall game	50	Suns vs. L.A. Lakers	12/25/73
TSRA game	49	Brooklyn vs. Suns Suns vs. L.A. Lakers	11/12/16 12/23/13

### Most Steals

Overall game	24	Suns vs. San Antonio	11/20/77
TSRA game	22	Suns vs. Washington	12/9/93
Overall half	16	Suns vs. Portland (1st)	3/28/80
TSRA half	14	Suns vs. Indiana (2nd)	12/20/93
Overall quarter	10	Suns vs. Portland (1st)	3/28/80
TSRA quarter	9	Dallas vs. Suns (2nd)	1/18/94

### Most Personal Fouls

Overall game	52*	Utah vs. Suns	4/9/90
	46	New York vs. Suns	12/3/87
TSRA game	38	Miami vs. Suns	11/6/94
Overall half	38*	Utah vs. Suns (2nd)	4/9/90
	27	Denver vs. Suns (1st)	10/29/85
TSRA half	22	Suns vs. Denver (2nd)	1/28/17
Overall quarter	16	Suns vs. L.A. Lakers (4th) Denver vs. Suns (4th)	1/21/98 12/26/83
TSRA quarter	16	Suns vs. L.A. Lakers (4th)	1/21/98
Overall overtime	12	Utah vs. Suns	4/9/90

### Most Blocked Shots

Overall game	19	Suns vs. Atlanta	1/29/08
TSRA game	19	Suns vs. Atlanta	1/29/08
Overall half	11	Suns vs. Atlanta (2nd)	1/29/08
TSRA half	11	Suns vs. Atlanta (2nd)	1/29/08
Overall quarter	10	Suns vs. Atlanta (4th)	1/29/08
TSRA quarter	10	Suns vs. Atlanta (4th)	1/29/08

### Most Turnovers

Overall game	40	Portland vs. Suns	3/7/76
TSRA game	29	Suns vs. Toronto	3/6/13

### Consecutive Field Goals Without a Miss

Overall quarter	14	Suns vs. New Jersey	1/29/92
-----------------	----	---------------------	---------

### Consecutive Free Throws Without a Miss

Overall game	33	Suns vs. Detroit	12/23/80
TSRA game	31	Suns vs. Houston	3/22/08

### Largest Margin of Victory

Overall game	55	Suns vs. Sacramento (140-85)	4/17/89
TSRA game	48	Suns vs. Sacramento (129-81)	2/2/09

### Fewest Points

Overall game	65	Denver vs. Suns Chicago vs. Suns	4/1/03 3/6/75
TSRA game	65	Denver vs. Suns	4/1/03
Overall half	24	Suns vs. San Antonio (1st)	2/28/15
TSRA half	24	Suns vs. San Antonio (1st)	2/28/15
Overall quarter	6	Golden State vs. Suns (4th)	2/28/99
TSRA quarter	6	Golden State vs. Suns (4th)	2/28/99
Overall overtime	2	Seattle vs. Suns Charlotte Hornets vs. Suns	12/16/03 1/15/90

### Fewest Field Goals Made

Overall game	20	Denver vs. Suns	4/1/03
TSRA game	20	Denver vs. Suns	4/1/03
Overall half	8	Suns vs. San Antonio (1st)	2/28/15
TSRA half	8	Suns vs. San Antonio (1st)	2/28/15
Overall quarter	2	Suns vs. Minnesota (4th) Golden State vs. Suns (4th) L.A. Lakers vs. Suns (2nd)	11/25/16 2/28/99 3/24/87
TSRA quarter	2	Suns vs. Minnesota (4th) Golden State vs. Suns (4th)	11/25/16 2/28/99

### Fewest Field Goals Attempted

Overall game	64*	Suns vs. Utah Suns vs. Utah Chicago vs. Suns Suns vs. L.A. Lakers	4/9/90 2/7/04 11/17/99 4/6/90
TSRA game	64	Suns vs. Utah Chicago vs. Suns	2/7/04 11/17/99
Overall half	28	L.A. Clippers vs. Suns (2nd) Suns vs. L.A. Clippers (2nd)	12/23/12 12/18/93
TSRA half	28	L.A. Clippers vs. Suns (2nd) Suns vs. L.A. Clippers (2nd)	12/23/12 12/18/93
Overall quarter	10	Cleveland vs. Suns (4th)	1/31/98
TSRA quarter	10	Cleveland vs. Suns (4th)	1/31/98

### Lowest Field Goal Percentage

Overall game	.263	Denver vs. Suns (20-76)	4/1/03
TSRA game	.263	Denver vs. Suns (20-76)	4/1/03

### Fewest Free Throws Made

Overall game	2	Suns vs. Minnesota	3/20/07
TSRA game	2	Suns vs. Minnesota	3/20/07
Overall half	0	Several times, last Denver vs. Suns (1st)	12/23/15
TSRA half	0	Five times, last Denver vs. Suns (1st)	12/23/15

### Fewest Free Throws Attempted

Overall game	4	Suns vs. Minnesota	3/20/07
TSRA game	4	Suns vs. Minnesota	3/20/07
Overall half	0	Four times, last Sacramento vs. Suns (2nd)	11/4/15
TSRA half	0	Sacramento vs. Suns (2nd) Suns vs. New York (1st)	11/4/15 12/9/05

\* Overtime TSRA - Talking Stick Resort Arena



## Phoenix Arena Records – Team...continued

### Fewest Personal Fouls

Overall game	7	Oklahoma City vs. Suns	2/10/13
TSRA game	7	Oklahoma City vs. Suns	2/10/13
Overall half	2	Sacramento vs. Suns (2nd)	11/4/15
TSRA half	2	Sacramento vs. Suns (2nd)	11/4/15

### Fewest Assists

Overall game	7	New Orleans/Oklahoma City vs. Suns	11/22/06
TSRA game	7	New Orleans/Oklahoma City vs. Suns	11/22/06
Overall half	1	Denver vs. Suns (1st)	11/14/15
TSRA half	1	Denver vs. Suns (1st)	11/14/15

### Fewest Rebounds

Overall game	21	L.A. Clippers vs. Suns	2/17/09
TSRA game	21	L.A. Clippers vs. Suns	2/17/09
Overall half	9	Denver vs. Suns (1st)	1/23/98
		Milwaukee vs. Suns (2nd)	3/26/93
		Utah vs. Suns (1st)	4/2/91
		Suns vs. Indiana (1st)	1/13/79
TSRA half	9	Denver vs. Suns (1st)	1/23/98
		Milwaukee vs. Suns (2nd)	3/26/93
Overall quarter	2	Oklahoma City vs. Suns (2nd)	2/8/16
		Sacramento vs. Suns (4th)	3/19/86
TSRA quarter	2	Oklahoma City vs. Suns (2nd)	2/8/16

### Fewest Offensive Rebounds

Overall game	2	Suns vs. Charlotte	1/6/16
		Suns vs. New Orleans/Oklahoma City	4/17/06
		Boston vs. Suns	12/26/03
		Seattle vs. Suns	2/19/02
		Suns vs. New Orleans Jazz	12/21/76
TSRA game	2	Suns vs. Charlotte	1/6/16
		Suns vs. New Orleans/Oklahoma City	4/17/06
		Boston vs. Suns	12/26/03
		Seattle vs. Suns	2/19/02

### Fewest Defensive Rebounds

Overall game	14	Seattle vs. Suns	1/25/91
TSRA game	17	Dallas vs. Suns	4/1/07
		Dallas vs. Suns	11/26/03

### Fewest Steals

Overall game	0	Suns vs. Miami	1/8/10
		Dallas vs. Suns	4/12/84
TSRA game	0	Several times, last vs. Miami	1/8/10

### Fewest Turnovers

Overall game	3	Suns vs. L.A. Lakers	4/7/12
TSRA game	3	Suns vs. L.A. Lakers	4/7/12

# Regular Season Records

## Individual

<b>Minutes Played</b>	3,388 by Dick Van Arsdale	1968-69
<b>Field Goals Made</b>	810 by Tom Chambers	1989-90
<b>Field Goals Attempted</b>	1,809 by Charlie Scott	1972-73
<b>Field Goal Percentage</b> (min. 300 made)	.625 by Mark West	1989-90
<b>Three-Point Field Goals Made</b>	226 by Quentin Richardson	2004-05
<b>Three-Point Field Goals Attempted</b>	631 by Quentin Richardson	2004-05
<b>Three-Point Field Goal Percentage</b> (min. 82 made)	.478 by Joe Johnson	2004-05
<b>Free Throws Made</b>	583 by Amar'e Stoudemire	2004-05
<b>Free Throws Attempted</b>	795 by Amar'e Stoudemire	2004-05
<b>Free Throw Percentage</b> (min. 125 made)	.938 by Steve Nash	2009-10
<b>Rebounds</b>	1,015 by Paul Silas	1970-71
<b>Rebound Average</b>	12.5 by Paul Silas	1970-71
<b>Assists</b>	991 by Kevin Johnson	1988-89
<b>Assist Average</b>	12.2 by Kevin Johnson	1988-89
<b>Most Personal Fouls</b>	323 by Neal Walk	1972-73
<b>Most Disqualifications</b>	15 by Mike Bantom	1973-74
<b>Steals</b>	225 by Ron Lee	1977-78
<b>Blocked Shots</b>	217 by Larry Nance	1982-83
<b>Most Points</b>	2,201 by Tom Chambers	1989-90
<b>Highest Scoring Average</b>	27.2 by Tom Chambers	1989-90

## Team

<b>Field Goals Made</b>	3,847	1978-79
<b>Field Goals Attempted</b>	8,242	1968-69
<b>Field Goal Percentage</b>	.512	1978-79
<b>Three-Point Field Goals Made</b>	837	2005-06
<b>Three-Point Field Goals Attempted</b>	2,118	2015-16
<b>Three-Point Field Goal Percentage</b>	.412	2009-10
<b>Free Throws Made</b>	2,434	1969-70
<b>Free Throws Attempted</b>	3,270	1969-70
<b>Free Throw Percentage</b>	.808	2006-07
<b>Rebounds</b>	4,508	1968-69
<b>Assists</b>	2,500	1978-79
<b>Personal Fouls</b>	2,260	1985-86
<b>Disqualifications</b>	46	1973-74
<b>Steals</b>	1,059#	1977-78
<b>Blocked Shots</b>	582	1991-92
<b>Points</b>	9,786	1969-70
<b>Scoring Average</b>	119.3	1969-70

# All-Time Regular Season Leaders

## Games Played

Alvan Adams	988
Walter Davis	766
Steve Nash	744
Dick Van Arsdale	685
Kevin Johnson	683

## Minutes Played

Alvan Adams	27,203
Shawn Marion	24,948
Dick Van Arsdale	24,242
Kevin Johnson	24,018
Walter Davis	23,143

## Field Goals Made

Walter Davis	6,497
Alvan Adams	5,709
Shawn Marion	4,879
Kevin Johnson	4,369
Dick Van Arsdale	4,328

## Field Goals Attempted

Walter Davis	12,497
Alvan Adams	11,464
Shawn Marion	10,136
Dick Van Arsdale	9,185
Kevin Johnson	8,849

## Field Goal Percentage (500 FGM minimum)

Mark West	.613
Shaquille O'Neal	.609
Ed Pinckney	.571
Oliver Miller	.567
Larry Nance	.561

## 3-PT. Field Goals Made

Steve Nash	1,051
Dan Majerte	800
Leandro Barbosa	751
Shawn Marion	652
Raja Bell	622

## 3-PT. Field Goals Attempted

Steve Nash	2,417
Dan Majerte	2,200
Shawn Marion	1,905
Leandro Barbosa	1,904
Channing Frye	1,526

## 3-PT. Field Goals Percentage (50 3PM minimum)

Steve Nash	.435
Raja Bell	.422
Wesley Person	.407
<b>Jared Dudley</b>	<b>.407</b>
Elliot Perry	.397

## Free Throws Made

Kevin Johnson	3,851
Dick Van Arsdale	3,404
Amar'e Stoudemire	3,044
Walter Davis	2,557
Alvan Adams	2,490

## Free Throws Attempted

Kevin Johnson	4,579
Dick Van Arsdale	4,186
Amar'e Stoudemire	4,018
Alvan Adams	3,160
Walter Davis	3,039

## Free Throw Percentage (200 FTM minimum)

Steve Nash	.907
Kyle Macy	.884
Eddie Johnson	.870
Jeff Hornacek	.854
<b>Brandon Knight</b>	<b>.852</b>

## Points Scored

Walter Davis	15,666
Alvan Adams	13,910
Kevin Johnson	12,747
Shawn Marion	12,134
Dick Van Arsdale	12,060

## Assists

Steve Nash	6,997
Kevin Johnson	6,518
Alvan Adams	4,012
Walter Davis	3,340
Jason Kidd	3,011

## Steals

Alvan Adams	1,289
Shawn Marion	1,245
Walter Davis	1,040
Kevin Johnson	1,022
Dan Majerte	811

## Blocked Shots

Larry Nance	940
Mark West	897
Shawn Marion	894
Alvan Adams	808
Amar'e Stoudemire	722

## Rebounds

Alvan Adams	6,937
Shawn Marion	6,616
Amar'e Stoudemire	4,613
Larry Nance	3,791
Neal Walk	3,637

## Scoring Average (100 games minimum)

Charlie Scott	24.8
Charles Barkley	23.4
Gail Goodrich	21.9
Amar'e Stoudemire	21.4
Stephon Marbury	21.3

# Single Season Statistical Leaders

## Scoring Average (50 games minimum)

Year	Name	Games	Points	Avg.
68-69	Gail Goodrich	81	1931	23.8
69-70	Connie Hawkins	81	1995	24.6
70-71	Dick Van Arsdale	81	1771	21.9
71-72	Connie Hawkins	76	1598	21.0
72-73	Charlie Scott	81	2048	25.3
73-74	Dick Van Arsdale	78	1389	17.8
74-75	Charlie Scott	69	1680	24.3
75-76	Paul Westphal	82	1679	20.5
76-77	Paul Westphal	81	1726	21.3
77-78	Paul Westphal	80	2014	25.2
78-79	Paul Westphal	81	1941	24.0
79-80	Paul Westphal	82	1792	21.9
80-81	Truck Robinson	82	1543	18.8
81-82	Dennis Johnson	80	1561	19.5
82-83	Walter Davis	80	1521	19.0
83-84	Walter Davis	78	1557	20.0
84-85	Larry Nance	61	1211	19.9
85-86	Walter Davis	70	1523	21.8
86-87	Walter Davis	79	1867	23.6
87-88	Eddie Johnson	73	1294	17.7
88-89	Tom Chambers	81	2085	25.7
89-90	Tom Chambers	81	2201	27.2
90-91	Kevin Johnson	77	1710	22.2
91-92	Jeff Hornacek	81	1632	20.1
92-93	Charles Barkley	76	1944	25.6
93-94	Charles Barkley	65	1402	21.6
94-95	Charles Barkley	68	1561	23.0
95-96	Charles Barkley	71	1649	23.2
96-97	Kevin Johnson	70	1410	20.1
97-98	Rex Chapman	68	1082	15.9
98-99	Tom Gugliotta	43	729	17.0
99-00	Clifford Robinson	80	1478	18.5
00-01	Shawn Marion	79	1369	17.3
01-02	Stephon Marbury	82	1674	20.4
02-03	Stephon Marbury	81	1806	22.3
03-04	Shawn Marion	79	1498	19.0
04-05	Amar'e Stoudemire	80	2080	26.0
05-06	Shawn Marion	81	1769	21.8
06-07	Amar'e Stoudemire	82	1671	20.4
07-08	Amar'e Stoudemire	79	1989	25.2
08-09	Amar'e Stoudemire	53	1134	21.4
09-10	Amar'e Stoudemire	82	1896	23.1
10-11	Steve Nash	75	1106	14.7
11-12	Marcin Gortat	66	1017	15.4
12-13	Goran Dragic	77	1134	14.7
13-14	Goran Dragic	76	1542	20.3
14-15	Eric Bledsoe	81	1377	17.0
15-16	Brandon Knight	52	1018	19.6
16-17	Devin Booker	78	1726	22.1

## Field Goal Percentage

Year	Name	FGM	FGA	Pct.
68-69	Dick Snyder	399	846	.472
69-70	Jim Fox	413	788	.524
70-71	Mel Counts	365	799	.457
71-72	Clem Haskins	509	1054	.483
72-73	Connie Hawkins	441	920	.479
73-74	Dick Van Arsdale	514	1028	.500
74-75	Curtis Perry	437	917	.477
75-76	Curtis Perry	386	776	.497
76-77	Paul Westphal	682	1317	.518
77-78	Walter Davis	786	1494	.526
78-79	Walter Davis	764	1362	.561
79-80	Walter Davis	657	1166	.563
80-81	Walter Davis	593	1101	.539
81-82	Walter Davis	350	669	.523
82-83	Larry Nance	588	1069	.550
83-84	Larry Nance	601	1044	.576
84-85	Larry Nance	515	877	.587
85-86	Larry Nance	582	1001	.581
86-87	Ed Pinckney	290	497	.584
87-88	Jay Humphries	264	484	.545
88-89	Mark West	243	372	.653
89-90	Mark West	331	530	*.625
90-91	Mark West	247	382	.647
91-92	Mark West	196	310	.632
92-93	Cedric Ceballos	381	662	*.576
93-94	Oliver Miller	277	455	.609
94-95	Danny Manning	340	622	.547
95-96	Kevin Johnson	342	674	.507
96-97	Danny Manning	426	795	.536
97-98	Antonio McDyess	497	927	.536
98-99	Danny Manning	187	386	.484
99-00	Rodney Rogers	428	881	.486
00-01	Shawn Marion	557	1160	.480
01-02	Jake Tsakalidis	190	400	.475
02-03	Amar'e Stoudemire	392	830	.472
03-04	Jake Voskuhl	152	300	.507
04-05	Amar'e Stoudemire	747	1336	.559
05-06	Boris Diaw	449	853	.526
06-07	Amar'e Stoudemire	607	1055	.575
07-08	Amar'e Stoudemire	714	1211	.590
08-09	Shaquille O'Neal	512	841	*.609
09-10	Amar'e Stoudemire	704	1264	.557
10-11	Marcin Gortat	294	522	.563
11-12	Marcin Gortat	427	769	.555
12-13	Marcin Gortat	295	566	.521
13-14	Miles Plumlee	286	553	.517
14-15	Alex Len	179	353	.507
15-16	Tyson Chandler	183	314	.583
16-17	Tyson Chandler	153	228	.671

\*NBA leader

## Free Throw Percentage (70 games min.)

Year	Name	FTM	FTA	Pct.
68-69	Stan McKenzie	219	287	.763
69-70	Gail Goodrich	488	604	.808
70-71	Connie Hawkins	457	560	.816
71-72	Dick Van Arsdale	529	626	.845
72-73	Dick Van Arsdale	426	496	.859
73-74	Dick Van Arsdale	361	423	.853
74-75	Dick Van Arsdale	282	339	.832
75-76	Keith Erickson	134	157	.854
76-77	Dick Van Arsdale	145	166	.873
77-78	Walter Davis	387	466	.830
78-79	Paul Westphal	339	405	.837
79-80	Mike Bratz	141	162	.870
80-81	Kyle Macy	107	119	.899
81-82	Kyle Macy	152	169	*.899
82-83	Kyle Macy	129	148	.872
83-84	Walter Davis	233	270	.863
84-85	Kyle Macy	127	140	*.907
85-86	Walter Davis	257	305	.843
86-87	Walter Davis	288	334	.862
87-88	Walter Davis	205	231	.887
88-89	Kevin Johnson	508	576	.882
89-90	Eddie Johnson	188	205	.917
90-91	Jeff Hornacek	201	224	.897
91-92	Jeff Hornacek	279	315	.886
92-93	Danny Ainge	123	145	.848
93-94	Kevin Johnson	380	464	.819
94-95	Elliot Perry	158	195	.810
95-96	Kevin Johnson	342	398	.859
96-97	Kevin Johnson	439	515	.852
97-98	Kevin Johnson	162	186	.871
98-99	Rex Chapman	76	91	.835
99-00	Jason Kidd	203	245	.829
00-01	Jason Kidd	328	403	.814
01-02	Shawn Marion	191	226	.845
02-03	Shawn Marion	251	295	.851
03-04	Shawn Marion	228	268	.851
04-05	Steve Nash	211	238	.887
05-06	Steve Nash	257	279	*.921
06-07	Steve Nash	222	247	.899
07-08	Steve Nash	222	245	.906
08-09	Steve Nash	196	210	.933
09-10	Steve Nash	211	225	*.938
10-11	Steve Nash	227	249	.912
11-12	Steve Nash	127	142	.894
12-13	Jared Dudley	129	162	.796
13-14	Gerald Green	195	230	.848
14-15	Gerald Green	99	120	.825
15-16	Devin Booker	215	256	.840
16-17	Devin Booker	367	441	.832

\*NBA leader

## Total Rebounds

Year	Name	Games	Total	Avg.
68-69	Gary Gregor	80	711	8.9
69-70	Paul Silas	78	916	11.7
70-71	Paul Silas	81	1015	12.5
71-72	Paul Silas	80	955	11.9
72-73	Neal Walk	81	1006	12.4
73-74	Neal Walk	82	837	10.2
74-75	Curtis Perry	79	940	11.9
75-76	Alvan Adams	80	727	9.1
76-77	Alvan Adams	72	652	9.1
77-78	Garfield Heard	80	652	8.2
78-79	Alvan Adams	77	705	9.2
79-80	Truck Robinson	82	770	9.4
80-81	Truck Robinson	82	789	9.6
81-82	Truck Robinson	74	721	9.7
82-83	Maurice Lucas	77	799	10.4
83-84	Maurice Lucas	75	725	9.7
84-85	Maurice Lucas	63	557	8.8
85-86	Larry Nance	73	618	8.5
86-87	Larry Nance	69	599	8.7
87-88	Armon Gilliam	55	434	7.9
88-89	Tom Chambers	81	684	8.4
89-90	Mark West	82	728	8.9
90-91	Mark West	82	564	6.9
91-92	Tim Perry	80	551	6.9
92-93	Charles Barkley	76	928	12.2
93-94	A.C. Green	82	753	9.2
94-95	Charles Barkley	68	756	11.1
95-96	Charles Barkley	71	821	11.6
96-97	John Williams	68	562	8.3
97-98	Antonio McDyess	81	613	7.6
98-99	Tom Gugliotta	43	381	8.9
99-00	Jason Kidd	67	483	7.2
00-01	Shawn Marion	79	628	10.7
01-02	Shawn Marion	81	803	9.9
02-03	Shawn Marion	81	773	9.5
03-04	Shawn Marion	79	737	9.3
04-05	Shawn Marion	81	915	11.3
05-06	Shawn Marion	81	959	11.8
06-07	Amar'e Stoudemire	82	786	9.6
07-08	Amar'e Stoudemire	79	719	9.1
08-09	Shaquille O'Neal	75	633	8.4
09-10	Amar'e Stoudemire	82	732	8.9
10-11	Marcin Gortat	55	513	9.3
11-12	Marcin Gortat	66	659	10.0
12-13	Luis Scola	82	541	6.6
13-14	Miles Plumlee	80	626	7.8
14-15	Markieff Morris	82	506	6.2
15-16	Alex Len	78	594	7.6
16-17	Tyson Chandler	47	539	11.5

## Total Assists

Year	Name	Games	Assists	Avg.
68-69	Gail Goodrich	81	518	6.4
69-70	Gail Goodrich	81	605	7.5
70-71	Clem Haskins	82	383	4.7
71-72	Paul Silas	80	343	4.3
72-73	Charlie Scott	81	495	6.1
73-74	Neal Walk	82	331	4.0
74-75	Dennis Awtrey	81	342	4.2
75-76	Alvan Adams	80	450	5.6
76-77	Paul Westphal	81	459	5.7
77-78	Paul Westphal	80	437	5.5
78-79	Paul Westphal	81	529	6.5
79-80	Paul Westphal	82	416	5.1
80-81	Alvan Adams	75	344	4.6
81-82	Kyle Macy	82	384	4.7
82-83	Walter Davis	80	397	5.0
83-84	Walter Davis	78	429	5.5
84-85	Kyle Macy	65	380	5.8
85-86	Jay Humphries	82	526	6.4
86-87	Jay Humphries	82	632	7.7
87-88	Jeff Hornacek	82	540	6.6
88-89	Kevin Johnson	81	991	12.2
89-90	Kevin Johnson	74	846	11.4
90-91	Kevin Johnson	77	781	10.1
91-92	Kevin Johnson	78	836	10.7
92-93	Charles Barkley	76	385	5.1
93-94	Kevin Johnson	67	637	9.5
94-95	Elliot Perry	82	394	4.8
95-96	Kevin Johnson	56	517	9.2
96-97	Kevin Johnson	70	653	9.3
97-98	Jason Kidd	82	745	9.1
98-99	Jason Kidd	50	539	* 10.8
99-00	Jason Kidd	67	678	* 10.1
00-01	Jason Kidd	77	753	* 9.8
01-02	Stephon Marbury	82	666	8.1
02-03	Stephon Marbury	81	654	8.1
03-04	Joe Johnson	82	362	4.4
04-05	Steve Nash	75	861	* 11.5
05-06	Steve Nash	79	826	* 10.5
06-07	Steve Nash	76	884	* 11.6
07-08	Steve Nash	81	898	11.1
08-09	Steve Nash	74	717	9.7
09-10	Steve Nash	81	892	* 11.0
10-11	Steve Nash	75	855	* 11.4
11-12	Steve Nash	62	664	10.7
12-13	Goran Dragic	77	569	7.4
13-14	Goran Dragic	76	447	5.9
14-15	Eric Bledsoe	81	493	6.1
15-16	Brandon Knight	52	263	5.1
16-17	Eric Bledsoe	66	418	6.3

\* NBA leader

## Total Minutes

Year	Name	Games	Minutes	Avg.
68-69	Dick Van Arsdale	80	3388	42.4
69-70	Connie Hawkins	81	3312	40.9
70-71	Dick Van Arsdale	81	3157	39.0
71-72	Dick Van Arsdale	82	3096	37.8
72-73	Neal Walk	81	3114	38.4
73-74	Dick Van Arsdale	78	2832	36.3
74-75	Curtis Perry	79	2688	34.0
75-76	Paul Westphal	82	2960	36.1
76-77	Paul Westphal	81	2600	32.1
77-78	Walter Davis	81	2590	32.0
78-79	Paul Westphal	81	2641	32.6
79-80	Truck Robinson	82	2710	33.0
80-81	Truck Robinson	82	3088	37.7
81-82	Dennis Johnson	80	2936	36.7
82-83	Larry Nance	82	2914	35.5
83-84	Larry Nance	82	2899	35.4
84-85	Larry Nance	61	2202	36.1
85-86	Larry Nance	73	2484	34.0
86-87	Walter Davis	79	2646	33.5
87-88	Eddie Johnson	73	2177	29.8
88-89	Kevin Johnson	81	3179	39.2
89-90	Tom Chambers	81	3046	37.6
90-91	Kevin Johnson	77	2772	36.0
91-92	Jeff Hornacek	81	3078	38.0
92-93	Dan Majerle	82	3199	39.0
93-94	Dan Majerle	80	3207	40.1
94-95	Dan Majerle	82	3091	37.7
95-96	Michael Finley	82	3212	39.2
96-97	Kevin Johnson	70	2658	38.0
97-98	Jason Kidd	82	3118	38.0
98-99	Jason Kidd	50	2060	41.2
99-00	Clifford Robinson	80	2839	35.5
00-01	Jason Kidd	77	3065	39.8
01-02	Stephon Marbury	82	3187	38.9
02-03	Shawn Marion	81	3373	41.6
03-04	Joe Johnson	82	3331	40.6
04-05	Joe Johnson	82	3240	39.5
05-06	Shawn Marion	81	3263	40.3
06-07	Shawn Marion	80	3010	37.6
07-08	Steve Nash	81	2780	34.3
08-09	Steve Nash	74	2484	33.6
09-10	Amar'e Stoudemire	82	2838	34.6
10-11	Channing Frye	77	2541	33.0
11-12	Marcin Gortat	66	2114	32.0
12-13	Goran Dragic	77	2581	33.5
13-14	Goran Dragic	76	2668	35.1
14-15	Eric Bledsoe	81	2800	34.6
15-16	P.J. Tucker	82	2540	31.0
16-17	Devin Booker	78	2731	35.0



# Single Season Records Breakdowns

## Records - Inter-Divisional

Year	Western	Eastern	Midwest	Northwest	Pacific	Southwest	Atlantic	Central	Southeast	Overall
68-69	8-30	8-36	-	-	-	-	-	-	-	16-66
69-70	24-16	15-27	-	-	-	-	-	-	-	39-43
70-71	25-19	23-15	9-9	-	16-10	-	9-10	14-5	-	48-34
71-72	24-20	25-13	7-11	-	17-9	-	15-4	10-9	-	49-33
72-73	22-28	16-16	8-16	-	14-12	-	8-8	8-8	-	38-44
73-74	16-34	14-18	5-19	-	11-15	-	4-12	10-6	-	30-52
74-75	19-27	13-23	7-9	-	12-18	-	5-11	8-12	-	32-50
75-76	26-20	16-20	11-9	-	15-11	-	4-12	12-8	-	42-40
76-77	16-24	18-24	11-13	-	5-11	-	9-10	9-14	-	34-48
77-78	24-16	25-17	16-8	-	8-8	-	12-7	13-10	-	49-33
78-79	21-19	29-13	10-10	-	11-9	-	12-7	17-6	-	50-32
79-80	42-18	13-9	23-7	-	19-11	-	5-5	8-4	-	55-27
80-81	44-16	13-9	22-7	-	22-9	-	4-6	9-3	-	57-25
81-82	32-28	14-8	18-12	-	14-16	-	5-5	9-3	-	46-36
82-83	42-18	11-11	21-9	-	21-9	-	3-7	8-4	-	53-29
83-84	33-27	8-14	17-13	-	16-14	-	4-6	4-8	-	41-41
84-85	27-33	9-13	12-18	-	15-15	-	4-6	5-7	-	36-46
85-86	25-35	7-15	9-21	-	16-14	-	2-8	5-7	-	32-50
86-87	28-32	8-14	14-16	-	14-16	-	3-7	5-7	-	36-46
87-88	22-39	6-15	11-19	-	11-20	-	4-6	2-9	-	28-54
88-89	41-17	14-10	18-6	-	23-11	-	10-2	4-8	-	55-27
89-90	38-18	16-10	18-10	-	20-8	-	9-3	7-7	-	54-28
90-91	35-21	20-6	18-10	-	17-11	-	9-3	11-3	-	55-27
91-92	34-20	19-9	17-7	-	17-13	-	11-3	8-6	-	53-29
92-93	40-14	22-6	19-5	-	21-9	-	12-2	10-4	-	62-20
93-94	37-17	19-9	18-6	-	19-11	-	11-3	8-6	-	56-26
94-95	39-15	20-8	16-8	-	23-7	-	11-3	9-5	-	59-23
95-96	23-29	18-12	14-13	-	9-16	-	10-4	8-8	-	41-41
96-97	27-25	13-17	14-14	-	13-11	-	6-8	7-9	-	40-42
97-98	37-15	19-11	19-8	-	18-7	-	9-5	10-6	-	56-26
98-99	26-18	1-5	17-8	-	9-10	-	0-1	1-4	-	27-23
99-00	30-22	23-7	15-13	-	15-9	-	11-3	12-4	-	53-29
00-01	30-22	21-9	18-10	-	12-12	-	7-7	14-2	-	51-31
01-02	24-28	12-18	12-16	-	12-12	-	4-10	8-8	-	36-46
02-03	26-26	18-12	14-14	-	12-12	-	8-6	10-6	-	44-38
03-04	16-36	13-17	7-21	-	9-15	-	7-7	6-10	-	29-53
04-05	38-14	24-6	-	15-3	12-4	11-7	9-1	7-3	8-2	62-20
05-06	32-20	22-8	-	12-6	10-6	10-8	8-2	6-4	8-2	54-28
06-07	36-16	25-5	-	12-6	11-5	13-5	9-1	8-2	8-2	61-21
07-08	31-21	24-6	-	12-6	10-6	9-9	8-3	8-1	8-2	55-27
08-09	30-22	16-14	-	12-6	11-5	7-11	5-5	5-5	6-4	46-36
09-10	35-17	19-11	-	11-7	12-4	12-6	9-1	5-5	5-5	54-28
10-11	23-29	17-13	-	9-9	9-7	5-13	6-4	7-3	4-6	40-42
11-12	23-25	10-8	-	6-9	9-5	8-11	2-3	5-2	3-3	33-33
12-13	17-35	8-22	-	5-13	5-11	7-11	1-9	4-6	3-7	25-57
13-14	28-24	20-10	-	13-5	8-8	7-11	7-3	6-4	7-3	48-34
14-15	21-31	18-12	-	9-9	6-10	6-12	8-2	6-4	4-6	39-43
15-16	17-35	6-24	-	6-12	6-10	5-13	1-9	1-9	4-6	23-59
16-17	11-41	13-17	-	3-15	3-13	5-13	6-4	3-7	4-6	24-58
TOT.	1365-1172	781-652	485-395	125-106	618-497	105-130	326-254	360-281	72-54	2146-1824
Win. %	.538	.545	.551	.541	.554	.447	.562	.562	.571	.541

# FIFTY SEASONS

## Records – Month by Month

Year	Oct.	Nov.	Dec.	Jan.	Feb.	Mar.	Apr.	Total
68-69	4-3	1-12	3-15	3-12	3-14	2-10	-	16-66
69-70	3-5	5-10	7-8	9-10	9-7	6-3	-	39-43
70-71	3-6	11-6	9-7	11-4	9-4	5-7	-	48-34
71-72	3-4	8-7	11-5	9-8	11-5	7-4	-	49-33
72-73	3-4	7-9	9-6	6-8	7-9	6-8	-	38-44
73-74	2-8	5-8	8-8	6-7	4-12	5-9	-	30-52
74-75	3-3	6-9	6-6	5-9	8-6	3-15	1-2	32-50
75-76	1-1	6-6	8-7	4-13	8-5	12-5	3-3	42-40
76-77	1-4	5-5	8-7	8-9	4-9	4-12	4-2	34-48
77-78	3-3	8-4	10-6	12-2	5-8	9-7	2-3	49-33
78-79	7-3	10-4	7-7	7-6	6-6	10-4	3-2	50-32
79-80	7-4	9-5	10-5	9-5	8-5	12-3	-	55-27
80-81	9-1	13-3	10-5	9-7	8-4	8-5	-	57-25
81-82	0-2	8-3	9-7	7-5	7-7	9-8	6-4	46-36
82-83	1-1	10-5	8-6	8-8	8-4	10-4	8-1	53-29
83-84	0-1	5-11	10-4	4-8	8-9	8-8	6-0	41-41
84-85	3-0	7-8	7-7	5-10	6-7	4-11	4-3	36-46
85-86	0-3	3-12	7-4	7-9	6-7	6-9	3-6	32-50
86-87	1-0	5-9	7-8	6-10	3-8	4-10	10-1	36-46
87-88	0-0	4-6	6-9	3-12	4-10	6-9	5-8	28-54
88-89	0-0	6-7	10-4	10-4	8-5	12-6	9-1	55-27
89-90	0-0	5-6	7-7	13-3	11-1	12-6	6-5	54-28
90-91	0-0	8-4	10-5	10-5	8-5	13-3	6-5	55-27
91-92	0-0	8-9	11-1	10-6	7-6	12-3	5-4	53-29
92-93	0-0	7-4	14-0	10-4	9-4	13-3	9-5	62-20
93-94	0-0	8-3	13-2	7-8	8-4	10-6	10-3	56-26
94-95	0-0	10-4	11-3	13-2	8-5	9-6	8-3	59-23
95-96	0-0	6-7	7-7	6-9	9-4	8-8	5-6	41-41
96-97	0-0	1-14	9-5	5-11	6-6	12-3	7-3	40-42
97-98	1-0	8-3	9-6	11-5	9-4	10-7	8-1	56-26
98-99	-	-	-	-	8-5	7-11	12-7*	27-23
99-00	0-0	10-4	8-7	7-7	10-3	12-4	6-4	53-29
00-01	0-1	10-3	8-6	8-8	8-4	10-5	7-4	51-31
01-02	0-1	10-6	8-6	4-10	6-7	6-9	2-7	36-46
02-03	0-1	8-6	11-5	8-9	4-6	7-8	6-3	44-38
03-04	1-1	6-7	5-12	5-12	3-9	6-8	3-4	29-53
04-05	-	12-2	13-2	11-6	7-4	11-3	8-3	62-20
05-06	-	8-5	11-5	10-6	9-1	11-6	5-5	54-28
06-07	0-1	8-5	13-2	15-1	8-5	10-4	7-3	61-21
07-08	-	12-4	10-5	11-5	6-5	11-5	5-3	55-27
08-09	1-1	10-6	7-5	7-8	8-5	7-9	6-2	46-36
09-10	2-0	12-3	7-9	7-9	9-3	12-2	5-2	54-28
10-11	1-2	7-7	6-8	8-7	9-3	5-11	4-4	40-42
11-12	-	-	1-3	6-10	7-7	11-6	8-7	33-33
12-13	0-1	7-9	4-11	5-9	4-9	3-12	2-6	25-57
13-14	1-0	8-8	10-3	9-7	6-6	10-6	4-4	48-34
14-15	2-0	8-8	8-8	10-5	3-8	7-8	1-6	39-43
15-16	2-1	6-8	4-14	2-12	1-9	5-11	3-4	23-59
16-17	0-4	6-9	4-11	5-9	3-9	4-12	2-4	24-58
TOTALS	65-70	351-303	399-299	371-359	334-298	402-342	224-153	2146-1824
Win. %	.481	.537	.572	.508	.528	.540	.594	.541

\* includes 2-1 in May during regular season

## Records - Day by Day

Year	Mon.	Tues.	Wed.	Thur.	Fri.	Sat.	Sun.	Total
68-69	0-5	2-10	4-8	2-7	2-13	2-10	4-13	16-66
69-70	0-0	5-11	1-4	9-3	8-8	7-6	9-11	39-43
70-71	2-1	4-7	6-4	5-3	11-6	11-7	9-6	48-34
71-72	0-0	10-5	6-5	6-3	9-6	10-9	8-5	49-33
72-73	2-1	2-11	8-6	4-3	8-7	9-7	5-9	38-44
73-74	0-1	2-13	5-9	5-3	4-13	7-6	7-7	30-52
74-75	0-1	4-8	10-5	4-5	5-12	7-9	2-10	32-50
75-76	0-0	6-6	5-7	7-5	7-7	9-9	8-6	42-40
76-77	1-0	3-9	7-7	6-5	5-12	4-9	8-6	34-48
77-78	0-2	10-6	5-6	8-3	9-9	7-3	10-4	49-33
78-79	0-0	7-4	12-4	6-1	11-9	6-8	8-6	50-32
79-80	0-0	6-7	14-6	4-0	13-4	5-5	13-5	55-27
80-81	2-0	11-4	10-7	3-2	13-5	5-2	13-5	57-25
81-82	1-0	9-6	9-8	7-3	10-5	7-8	3-6	46-36
82-83	0-0	13-5	6-5	8-6	10-2	9-6	7-5	53-29
83-84	1-0	8-11	5-8	10-2	6-8	6-8	5-4	41-41
84-85	0-4	6-12	5-5	8-3	5-8	6-11	6-3	36-46
85-86	3-3	3-11	10-7	2-5	6-12	6-8	2-4	32-50
86-87	2-4	9-8	5-8	4-3	6-11	9-11	1-1	36-46
87-88	3-5	6-7	7-10	3-4	1-13	6-11	2-4	28-54
88-89	8-3	8-4	8-4	7-1	14-5	10-8	0-2	55-27
89-90	4-2	11-4	6-6	7-2	14-5	9-5	3-4	54-28
90-91	4-1	13-3	11-4	5-1	10-9	9-7	3-2	55-27
91-92	4-1	7-7	9-5	5-2	12-7	11-5	5-2	53-29
92-93	2-3	11-4	13-1	7-1	15-1	8-5	6-5	62-20
93-94	5-1	8-8	9-2	6-5	10-5	10-2	8-3	56-26
94-95	5-1	11-5	11-2	6-2	10-7	7-2	9-4	59-23
95-96	1-4	10-6	7-7	4-2	9-11	3-4	7-7	41-41
96-97	4-4	4-9	8-7	4-6	8-6	5-5	7-5	40-42
97-98	6-2	13-7	5-4	4-4	15-1	6-3	7-5	56-26
98-99	4-2	3-3	7-4	3-2	2-7	3-3	5-2	27-23
99-00	5-2	13-7	9-1	6-2	7-8	4-6	9-3	53-29
00-01	3-1	7-6	14-4	6-4	5-7	8-4	8-5	51-31
01-02	3-0	6-9	7-8	5-5	6-9	6-9	3-6	36-46
02-03	5-8	4-6	9-8	2-0	15-3	5-5	4-8	44-38
03-04	6-4	4-9	4-10	3-2	6-12	3-10	3-6	29-53
04-05	7-1	11-2	14-4	2-1	8-8	8-3	12-1	62-20
05-06	4-4	6-6	13-3	7-2	13-3	9-3	2-7	54-28
06-07	6-2	11-2	11-3	4-4	15-4	4-4	10-2	61-21
07-08	5-3	11-3	7-10	7-2	11-3	7-4	7-2	55-27
08-09	7-3	7-2	9-8	0-10	8-6	8-2	7-5	46-36
09-10	6-3	9-3	12-6	1-4	11-5	4-5	11-2	54-28
10-11	6-4	2-6	8-10	3-4	13-7	0-2	8-9	40-42
11-12	5-5	2-7	4-10	4-2	7-5	5-3	6-1	33-33
12-13	4-4	4-4	9-13	1-3	5-12	2-10	0-11	25-57
13-14	4-5	3-7	12-8	2-1	13-6	5-3	9-4	48-34
14-15	2-8	5-5	11-4	2-2	9-10	4-7	6-7	39-43
15-16	3-10	0-7	5-11	2-7	5-10	5-5	3-9	23-59
16-17	0-9	2-8	5-9	3-7	8-5	3-9	3-11	24-58
<b>TOTALS</b>	<b>145-127</b>	<b>332-320</b>	<b>397-305</b>	<b>229-159</b>	<b>433-357</b>	<b>309-296</b>	<b>301-260</b>	<b>2146-1824</b>
Win. %	.533	.509	.566	.590	.548	.511	.537	.541

## Records – Home, Away, Neutral

Year	REGULAR SEASON				PLAYOFFS		
	Home	Away	Neutral	Totals	Home	Away	Totals
68-69	11-26	4-27	1-13	16-66	-	-	-
69-70	22-15	12-25	5-3	39-43	2-1	1-3	3-4
70-71	27-14	19-20	2-0	48-34	-	-	-
71-72	30-11	19-20	0-2	49-33	-	-	-
72-73	22-19	15-25	1-0	38-44	-	-	-
73-74	24-17	6-34	0-1	30-52	-	-	-
74-75	22-19	10-31	-	32-50	-	-	-
75-76	27-14	15-26	-	42-40	7-2	3-7	10-9
76-77	26-15	8-33	-	34-48	-	-	-
77-78	34-7	15-26	-	49-33	0-1	0-1	0-2
78-79	32-9	18-23	-	50-32	7-1	2-5	9-6
79-80	36-5	19-22	-	55-27	2-1	1-4	3-5
80-81	36-5	21-20	-	57-25	2-2	1-2	3-4
81-82	31-10	15-26	-	46-36	1-2	1-3	2-5
82-83	32-9	21-20	-	53-29	1-1	0-1	1-2
83-84	31-10	10-31	-	41-41	5-3	4-5	9-8
84-85	26-15	10-31	-	36-46	0-1	0-2	0-3
85-86	23-18	9-32	-	32-50	-	-	-
86-87	26-15	10-31	-	36-46	-	-	-
87-88	22-19	6-35	-	28-54	-	-	-
88-89	35-6	20-21	-	55-27	4-3	3-2	7-5
89-90	32-9	22-19	-	54-28	5-2	4-5	9-7
90-91	31-9	23-17	1-1	55-27	1-1	0-2	1-3
91-92	36-5	17-24	-	53-29	3-1	1-3	4-4
92-93*	35-6	27-14	-	62-20	7-6	6-5	13-11
93-94	36-5	20-21	-	56-26	3-2	3-2	6-4
94-95	32-9	27-14	-	59-23	4-2	2-2	6-4
95-96	25-16	16-25	-	41-41	1-1	0-2	1-3
96-97	25-16	15-26	-	40-42	1-1	1-2	2-3
97-98	30-11	26-15	-	56-26	1-1	0-2	1-3
98-99	15-10	12-13	-	27-23	0-1	0-2	0-3
99-00	32-9	21-20	-	53-29	3-1	1-4	4-5
00-01	31-10	20-21	-	51-31	0-2	1-1	1-3
01-02	23-18	13-28	-	36-46	-	-	-
02-03	30-11	14-27	-	44-38	1-2	1-2	2-4
03-04	18-23	11-30	-	29-53	-	-	-
04-05	31-10	31-10	-	62-20	4-4	5-2	9-6
05-06	31-10	23-18	-	54-28	7-4	3-6	10-10
06-07	33-8	28-13	-	61-21	4-2	2-3	6-5
07-08	30-11	25-16	-	55-27	1-1	0-3	1-4
08-09	28-13	18-23	-	46-36	-	-	-
09-10	32-9	22-19	-	54-28	6-2	4-4	10-6
10-11	23-18	17-24	-	40-42	-	-	-
11-12	19-14	14-19	-	33-33	-	-	-
12-13	17-24	8-33	-	25-57	-	-	-
13-14	26-15	22-19	-	48-34	-	-	-
14-15	22-19	17-24	-	39-43	-	-	-
15-16	14-27	9-32	-	23-59	-	-	-
16-17	14-25	9-32	1-1	24-58	-	-	-
<b>TOTALS</b>	<b>1326-648</b>	<b>809-1155</b>	<b>11-21</b>	<b>2146-1824</b>	<b>83-54</b>	<b>50-87</b>	<b>133-141</b>
Win. %	.672	.412	.344	.541	.606	.365	.485

\*Suns started playing in Talking Stick Resort Arena (652-347, .653); venue was previously known as America West Arena (open-1/6/06) and US Airways Center (1/6/06-10/7/15)

# Streaks and Extremes

## Suns Streaks

<b>Longest regular season winning streak</b>	17	12/29/06 to 1/28/07
<b>Longest single season winning streak</b>	17	12/29/06 to 1/28/07
<b>Longest regular season losing streak</b>	14	4/21/96 to 11/26/96#
<b>Longest single season losing streak</b>	13	3/12/17 to 4/5/17 1/26/16 to 2/25/16 11/1/96 to 11/26/96
<b>Longest winning streak on road</b>	9	12/31/06 to 1/28/07 2/2/05 to 3/23/05 3/31/98 to 2/15/99# 12/27/94 to 1/27/95
<b>Longest losing streak on road*</b>	18	1/4/74 to 3/15/74
<b>Longest winning streak at Coliseum</b>	21	3/2/79 to 11/30/80#
<b>Longest single season winning streak at TSRA</b>	19	11/25/92 to 2/26/93
<b>Longest home winning streak (non-single season)</b>	25	3/19/93 to 12/26/94#
<b>Longest losing streak at TSRA</b>	8	3/7/17 to 4/5/17 2/2/16 to 2/25/16
<b>Longest losing streak at home</b>	8	3/7/17 to 4/5/17 2/2/16 to 2/25/16

\* Includes neutral court game with Suns designated as visiting team

# Over two seasons

## Suns All-Time Longest Regular Season Winning Streaks

17	12/29/06	thru	1/28/07
15	11/20/06	thru	12/19/06
14	12/1/92	thru	12/30/92
11	2/8/06	thru	3/6/06
11	12/5/04	thru	12/26/04
11	3/20/97	thru	4/10/97
11	3/23/93	thru	4/11/93
10	1/9/90	thru	1/25/90
10	3/27/98	thru	4/15/98

## Suns Largest Margins Of Victory

(+)	Opponent	Score	Date
55	vs. Sacramento	140-85	4/17/89
48	vs. Sacramento	129-81	2/2/09
46	vs. L.A. Clippers	114-68	2/2/00
46	vs. San Antonio	137-91	4/15/89
45	vs. Portland	130-85	12/6/05
44	at Atlanta	118-74	3/30/00

## Suns Largest Margins Of Victory At TSRA

(+)	Opponent	Score	Date
48	vs. Sacramento	129-81	2/2/09
46	vs. L.A. Clippers	114-68	2/2/00
45	vs. Portland	130-85	12/6/05
41	vs. Denver	129-88	12/27/92
40	vs. L.A. Clippers	140-100	2/17/09
39	vs. New Jersey	129-90	11/27/99
38	vs. Minnesota	152-114	3/16/10
37	vs. N.O./Okla. City	115-78	4/17/06

## Suns Largest Margins Of Defeat

(-)	Opponent	Score	Date
44	at Seattle	107-151	4/2/88
41	at Atlanta	98-139	3/10/71
40	at L.A. Clippers	84-124	2/22/16
	at Detroit	77-117	11/28/12
38	at Portland	71-109	1/27/12
	at New Jersey	72-110	3/27/06
37	vs. L.A. Lakers	78-115	12/28/00
	at L.A. Lakers	118-155	1/2/87
	vs. L.A. Lakers	107-144	10/31/85
	at Kansas City	85-122	10/21/79

## Suns Top Defensive Performances

4/1/03	vs. Denver	95-65	2/18/00	vs. Atlanta	85-73
3/6/75	vs. Chicago	88-65	11/9/04	@ Chicago	94-74
2/22/00	vs. Denver	86-67	3/3/04	vs. New Jersey	87-74
2/2/00	vs. L.A. Clippers	114-68	11/1/02	vs. Cleveland	78-74
1/20/98	@ Golden State	87-69	1/12/02	vs. Miami	108-74
1/20/12	@ Boston	79-71	11/24/00	vs. Golden State	80-74
1/28/11	vs. Boston	88-71	3/30/00	@ Atlanta	118-74
2/12/02	@ Detroit	99-71	11/7/99	vs. San Antonio	77-74
3/23/01	vs. Philadelphia	84-71	4/1/12	vs. New Orleans	92-75
4/25/99	vs. Houston	95-71	1/22/11	@ Detroit	74-75
1/30/98	@ Miami	74-71	12/31/10	vs. Detroit	92-75
3/19/15	vs. New Orleans	74-72	2/16/06	vs. Houston	109-75
11/13/02	@ Denver	75-72	11/27/02	vs. New Jersey	82-75
2/21/02	@ Memphis	78-72	11/8/02	vs. Portland	86-75
11/21/01	vs. New York	96-72	12/18/97	@ Dallas	89-75
1/24/01	@ Detroit	106-73	10/25/80	@ Seattle	100-75

The Suns are **74-1** in team history when holding the opponent below 80 points (lone loss: 1/22/11 at Detroit).



# Suns Honor Roll

## Most Valuable Player

1992-93	Charles Barkley
2004-05	Steve Nash
2005-06	Steve Nash

## All-NBA

1969-70	Connie Hawkins
1976-77	Paul Westphal
1977-78	Paul Westphal (2nd Team) Walter Davis (2nd Team)
1978-79	Paul Westphal Walter Davis (2nd Team)
1979-80	Paul Westphal
1980-81	Dennis Johnson
1988-89	Tom Chambers (2nd Team) Kevin Johnson (2nd Team)
1989-90	Tom Chambers (2nd Team) Kevin Johnson (2nd Team)
1990-91	Kevin Johnson (2nd Team)
1991-92	Kevin Johnson (3rd Team)
1992-93	Charles Barkley
1993-94	Charles Barkley (2nd Team) Kevin Johnson (2nd Team)
1994-95	Charles Barkley (2nd Team)
1995-96	Charles Barkley (3rd Team)
1998-99	Jason Kidd
1999-00	Jason Kidd
2000-01	Jason Kidd
2002-03	Stephon Marbury (3rd Team)
2004-05	Steve Nash Amar'e Stoudemire (2nd Team) Shawn Marion (3rd Team)
2005-06	Steve Nash Shawn Marion (3rd Team)
2006-07	Steve Nash Amar'e Stoudemire
2007-08	Steve Nash (2nd Team) Amar'e Stoudemire (2nd Team)
2008-09	Shaquille O'Neal (3rd Team)
2009-10	Steve Nash (2nd Team) Amar'e Stoudemire (2nd Team)
2013-14	Goran Dragic (3rd Team)

## Rookie of the Year

1975-76	Alvan Adams
1977-78	Walter Davis
2002-03	Amar'e Stoudemire

## All-Rookie

1968-69	Gary Gregor
1973-74	Mike Bantom
1975-76	Alvan Adams
1976-77	Ron Lee
1977-78	Walter Davis
1987-88	Armon Gilliam
1992-93	Richard Dumas (2nd Team)
1994-95	Wesley Person (2nd Team)
1995-96	Michael Finley
1999-00	Shawn Marion (2nd Team)
2001-02	Joe Johnson (2nd Team)
2002-03	Amar'e Stoudemire
2015-16	<b>Devin Booker</b>
2016-17	<b>Marquese Chriss (2nd Team)</b>

## All-Defensive

1970-71	Paul Silas (2nd Team)
1971-72	Paul Silas (2nd Team)
1973-74	Dick Van Arsdale (2nd Team)
1977-78	Don Buse
1978-79	Don Buse
1979-80	Don Buse
1980-81	Dennis Johnson
1981-82	Dennis Johnson
1982-83	Dennis Johnson
1990-91	Dan Majerle (2nd Team)
1992-93	Dan Majerle (2nd Team)
1998-99	Jason Kidd
1999-00	Jason Kidd (2nd Team) Clifford Robinson (2nd Team)
2000-01	Jason Kidd
2006-07	Raja Bell
2007-08	Raja Bell (2nd Team)

## Most Improved Player

1988-89	Kevin Johnson
2005-06	Boris Diaw
2013-14	Goran Dragic

## Sixth Man Award

1988-89	Eddie Johnson
1997-98	Danny Manning
1999-00	Rodney Rogers
2006-07	Leandro Barbosa

## J. Walter Kennedy PBWAA Citizenship Award

1990-91	Kevin Johnson
2006-07	Steve Nash

## Coach of the Year

1988-89	Cotton Fitzsimmons
2004-05	Mike D'Antoni

## Joe Dumars Sportsmanship Award

2007-08	Grant Hill
2009-10	Grant Hill

## Executive of the Year

1976	Jerry Colangelo
1981	Jerry Colangelo
1989	Jerry Colangelo
1993	Jerry Colangelo
2005	Bryan Colangelo

## Majerle Hustle Award

2003	Bo Outlaw
2004	Casey Jacobsen
2005	Shawn Marion
2006	Raja Bell
2007	Leandro Barbosa
2008	Grant Hill
2009	Louis Amundson
<b>2010</b>	<b>Jared Dudley</b>
2011	Grant Hill
2012	Sebastian Telfair
2013	P.J. Tucker
2014	P.J. Tucker
2015	P.J. Tucker
2016	P.J. Tucker
<b>2017</b>	<b>Alan Williams</b>

## All-Stars

1969	Dick Van Arsdale Gail Goodrich	1982	Dennis Johnson	2003	Shawn Marion Stephon Marbury
1970	Dick Van Arsdale Connie Hawkins (s)	1983	Maurice Lucas (s)	2005	Steve Nash Amar'e Stoudemire Shawn Marion
1971	Connie Hawkins (s) Dick Van Arsdale	1984	Walter Davis	2006	Steve Nash (s) Shawn Marion
1972	Connie Hawkins Paul Silas	1985	Larry Nance	2007	Steve Nash (inj) Amar'e Stoudemire Shawn Marion
1973	Connie Hawkins Charlie Scott	1987	Walter Davis	2008	Steve Nash Amar'e Stoudemire
1974	Charlie Scott	1989	Tom Chambers	2009	Amar'e Stoudemire (s) Shaquille O'Neal
1975	Charlie Scott	1990	Tom Chambers Kevin Johnson	2010	Steve Nash (s) Amar'e Stoudemire (s)
1976	Alvan Adams	1991	Tom Chambers Kevin Johnson (s)	2012	Steve Nash
1977	Paul Westphal (s)	1992	Dan Majerle Jeff Hornacek		
1978	Paul Westphal (s) Walter Davis	1993	Dan Majerle Charles Barkley (s)		
1979	Paul Westphal (s) Walter Davis	1994	Kevin Johnson Charles Barkley (s, inj)		
1980	Paul Westphal Walter Davis	1995	Dan Majerle (s) Charles Barkley (s)		
1981	Walter Davis (s) Truck Robinson Dennis Johnson	1996	Charles Barkley (s)		
		1998	Jason Kidd		
		2000	Jason Kidd (s)		
		2001	Jason Kidd (s)		

(s) denotes starter (inj) denotes injury

# Coaches and Records

All-Time Records

Year	Coach	Reg. Season	Playoffs
68-69	Johnny Kerr	16-66	—
69-70	Johnny Kerr	15-23	—
	Jerry Colangelo	24-20	3-4
70-71	Cotton Fitzsimmons	48-34	—
71-72	Cotton Fitzsimmons	49-33	—
72-73	Bill van Breda Kolff	3-4	—
	Jerry Colangelo	35-40	—
73-74	John MacLeod	30-52	—
74-75	John MacLeod	32-50	—
75-76	John MacLeod	42-40	10-9
76-77	John MacLeod	34-48	—
77-78	John MacLeod	49-33	0-2
78-79	John MacLeod	50-32	9-6
79-80	John MacLeod	55-27	3-5
80-81	John MacLeod	57-25	3-4
81-82	John MacLeod	46-36	2-5
82-83	John MacLeod	53-29	1-2
83-84	John MacLeod	41-41	9-8
84-85	John MacLeod	36-46	0-3
85-86	John MacLeod	32-50	—
86-87	John MacLeod	22-34	—
	Dick Van Arsdale	14-12	—
87-88	John Wetzel	28-54	—
88-89	Cotton Fitzsimmons	55-27	7-5
89-90	Cotton Fitzsimmons	54-28	9-7
90-91	Cotton Fitzsimmons	55-27	1-3
91-92	Cotton Fitzsimmons	53-29	4-4
92-93	Paul Westphal	62-20	13-11
93-94	Paul Westphal	56-26	6-4
94-95	Paul Westphal	59-23	6-4

Year	Coach	Reg. Season	Playoffs
95-96	Paul Westphal	14-19	—
	Cotton Fitzsimmons	27-22	1-3
96-97	Cotton Fitzsimmons	0-8	—
	Danny Ainge	40-34	2-3
97-98	Danny Ainge	56-26	1-3
98-99	Danny Ainge	27-23	0-3
99-00	Danny Ainge	13-7	—
	Scott Skiles	40-22	4-5
00-01	Scott Skiles	51-31	1-3
01-02	Scott Skiles	25-26	—
	Frank Johnson	11-20	—
02-03	Frank Johnson	44-38	2-4
03-04	Frank Johnson	8-13	—
	Mike D'Antoni	21-40	—
04-05	Mike D'Antoni	62-20	9-6
05-06	Mike D'Antoni	54-28	10-10
06-07	Mike D'Antoni	61-21	6-5
07-08	Mike D'Antoni	55-27	1-4
08-09	Terry Porter	28-23	—
	Alvin Gentry	18-13	—
09-10	Alvin Gentry	54-28	10-6
10-11	Alvin Gentry	40-42	—
11-12	Alvin Gentry	33-33	—
12-13	Alvin Gentry	13-28	—
	Lindsey Hunter	12-29	—
13-14	Jeff Hornacek	48-34	—
14-15	Jeff Hornacek	39-43	—
15-16	Jeff Hornacek	14-35	—
	Earl Watson	9-24	—
16-17	Earl Watson	24-58	—
TOTALS		2146-1824	133-141

## Suns Cumulative Coaching Records

Coach	Years	Record	Pct.	Playoffs	Pct.
Johnny Kerr	1968-70	31-89	.258	-	-
Jerry Colangelo	1970, 1972-73	59-60	.496	3-4	.429
John MacLeod	1973-87	579-543	.516	37-49	.430
Cotton Fitzsimmons	1970-72, 1988-92, 1996	341-208	.621	22-22	.500
Paul Westphal	1992-96	191-88	.685	25-19	.568
Danny Ainge	1996-99	136-90	.602	3-9	.250
Scott Skiles	1999-02	116-79	.595	5-8	.385
Frank Johnson	2002-04	63-71	.470	2-4	.333
Mike D'Antoni	2003-08	253-136	.650	26-25	.510
Alvin Gentry	2009-13	158-144	.523	10-6	.625
Jeff Hornacek	2013-16	101-112	.474	-	-
Earl Watson	2016-17	33-82	.287	-	-

## Home Attendance Records

Year	G	Reg. Season	Avg.	G	Playoffs	Avg.	Total	Avg.
68-69	37	160,565	4,340	—	—	—	160,565	4,340
69-70	37	281,821	7,617	3	37,066	12,355	318,887	7,972
70-71	41	332,945	8,120	—	—	—	332,945	8,120
71-72	41	342,922	8,364	—	—	—	342,922	8,364
72-73	41	342,117	8,344	—	—	—	342,117	8,344
73-74	41	284,324	6,934	—	—	—	284,324	6,934
74-75	41	253,103	6,173	—	—	—	253,103	6,173
75-76	41	295,293	7,202	9	117,176	13,020	412,469	8,249
76-77	41	411,294	10,032	—	—	—	411,294	10,032
77-78	41	470,009	11,464	1	12,161	12,161	482,170	11,480
78-79	41	465,010	11,342	8	102,921	12,865	567,931	11,590
79-80	41	480,659	11,723	4	49,286	12,322	529,945	11,777
80-81	41	482,693	11,773	4	50,640	12,660	533,333	11,852
81-82	41	487,215	11,883	3	39,390	13,130	526,605	11,968
82-83	41	465,603	11,356	2	26,561	13,281	492,164	11,446
83-84	41	445,703	10,871	8	114,151	14,269	559,854	11,426
84-85	41	493,446	12,035	1	8,741	8,741	502,187	11,957
85-86	41	455,969	11,121	—	—	—	455,969	11,121
86-87	41	471,172	11,492	—	—	—	471,172	11,492
87-88	41	461,293	11,251	—	—	—	461,293	11,251
88-89	41	511,076	12,465	7	101,297	14,471	612,373	12,758
89-90	41	578,661	14,114	7	101,409	14,487	680,070	14,168
90-91	40	589,591	14,380	2	28,974	14,487	618,565	14,385
91-92	41	594,336	14,496	4	57,984	14,496	652,320	14,496
92-93	41	779,943	19,023	13	247,299	19,023	1,027,242	19,023
93-94	41	779,943	19,023	5	95,115	19,023	875,058	19,023
94-95	41	779,943	19,023	6	114,138	19,023	894,081	19,023
95-96	41	779,943	19,023	2	38,046	19,023	817,989	19,023
96-97	41	779,943	19,023	2	38,046	19,023	817,989	19,023
97-98	41	779,943	19,023	2	38,046	19,023	817,989	19,023
98-99	25	472,283	18,891	1	17,306	17,306	489,589	18,830
99-00	41	773,115	18,856	4	76,092	19,023	849,207	18,871
00-01	41	737,586	17,990	2	37,859	18,930	775,445	18,037
01-02	41	668,939	16,316	—	—	—	668,939	16,316
02-03	41	666,559	16,188	3	56,692	18,897	723,251	16,438
03-04	41	670,385	16,351	—	—	—	670,385	16,351
04-05	41	726,066	17,709	8	147,376	18,422	873,442	17,825
05-06	41	730,179	17,809	11	202,642	18,422	932,821	17,939
06-07	41	755,302	18,422	6	110,532	18,422	865,834	18,422
07-08	41	755,302	18,422	2	36,844	18,422	792,146	18,422
08-09	41	755,302	18,422	—	—	—	755,302	18,422
09-10	41	723,582	17,648	8	147,376	18,422	870,958	17,775
10-11	41	720,249	17,567	—	—	—	720,249	17,567
11-12	33	514,718	15,598	—	—	—	514,718	15,598
12-13	41	632,913	15,437	—	—	—	632,913	15,437
13-14	41	650,739	15,872	—	—	—	650,739	15,872
14-15	41	693,862	16,923	—	—	—	693,862	16,923
15-16	41	701,405	17,107	—	—	—	701,405	17,107
16-17	39	668,233	17,134	—	—	—	668,233	17,134
Totals	1974	27,853,197	14,110	137	2,251,166	16,432	30,104,363	14,261

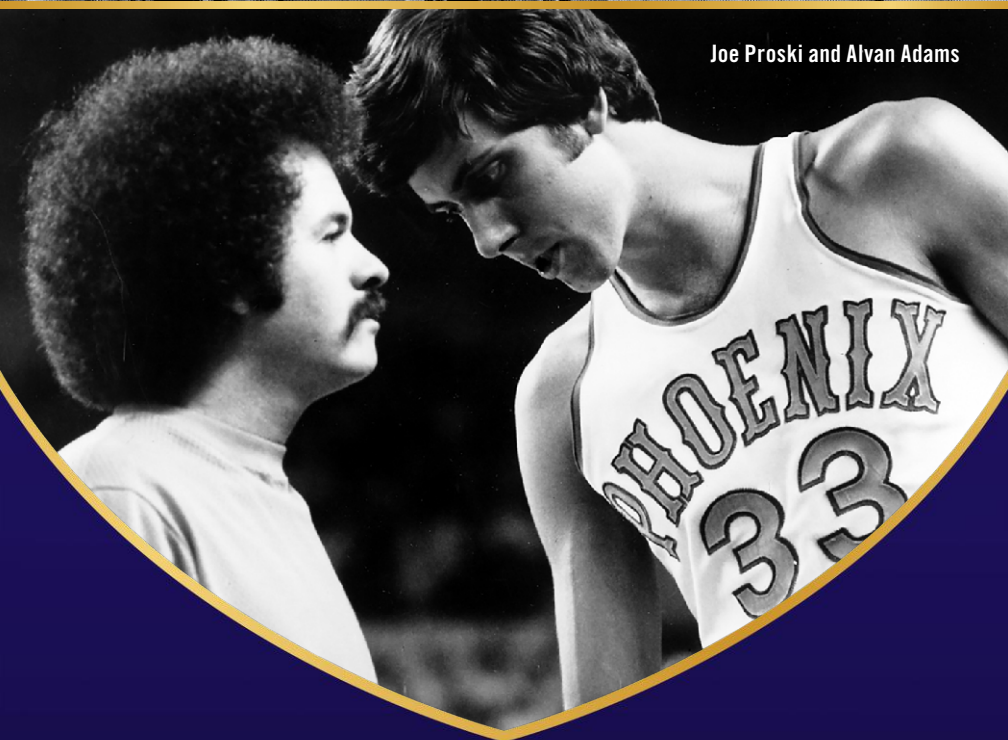
## Road Attendance Records

Year	G	Reg. Season	Avg.	G	Playoffs	Avg.	Total	Avg.
68-69	45	292,862	6,508	—	—	—	292,862	6,508
69-70	45	331,767	7,373	4	67,541	16,885	399,308	8,149
70-71	41	318,824	7,776	—	—	—	318,824	7,776
71-72	41	347,949	8,487	—	—	—	347,949	8,486
72-73	41	349,290	8,519	—	—	—	349,290	8,519
73-74	41	324,082	7,904	—	—	—	324,082	7,904
74-75	41	353,825	8,630	—	—	—	353,825	8,630
75-76	41	375,304	9,154	10	138,236	13,824	513,540	10,069
76-77	41	414,942	10,120	—	—	—	414,942	10,120
77-78	41	432,399	10,546	1	10,938	10,938	443,337	10,556
78-79	41	436,269	10,640	7	152,058	21,723	588,327	12,257
79-80	41	465,730	11,359	4	57,320	14,330	523,050	11,623
80-81	41	417,996	10,195	3	40,097	13,366	458,093	10,411
81-82	41	450,670	10,991	4	63,922	15,981	514,592	11,695
82-83	41	387,205	9,444	1	15,903	15,903	403,108	9,976
83-84	41	399,220	9,737	9	121,901	13,545	521,121	10,422
84-85	41	402,467	9,816	2	30,808	15,404	433,275	10,076
85-86	41	450,179	10,980	—	—	—	450,179	10,980
86-87	41	444,434	10,840	—	—	—	444,434	10,840
87-88	41	489,543	11,940	—	—	—	489,543	11,940
88-89	41	607,712	14,822	5	77,720	15,544	685,432	14,901
89-90	41	651,737	15,896	9	129,015	14,335	780,752	15,615
90-91	42	618,124	15,076	2	25,232	12,616	643,356	14,962
91-92	41	632,459	15,426	4	53,517	13,379	685,976	15,244
92-93	41	688,100	16,783	11	183,645	16,695	871,745	13,208
93-94	41	723,474	17,646	5	79,931	15,986	951,676	12,359
94-95	41	735,566	17,941	4	62,721	15,680	866,126	12,203
95-96	41	744,600	18,161	2	36,052	18,026	780,650	18,155
96-97	41	676,654	16,504	3	51,216	17,072	727,870	16,543
97-98	41	617,112	15,051	2	48,014	24,007	665,126	15,468
98-99	25	392,951	15,718	2	40,628	20,314	413,265	15,306
99-00	41	701,400	17,107	5	99,524	19,905	800,924	17,411
00-01	41	703,476	17,158	2	34,364	17,317	737,840	17,159
01-02	41	687,388	16,766	—	—	—	687,388	16,766
02-03	41	669,069	16,319	3	57,651	19,217	726,720	16,516
03-04	41	674,937	16,462	—	—	—	674,937	16,462
04-05	41	720,410	17,571	7	135,661	19,380	856,071	17,835
05-06	41	725,482	17,695	9	179,450	19,939	904,932	18,099
06-07	41	760,182	18,541	5	94,385	18,877	854,567	18,576
07-08	41	739,907	18,047	3	56,391	18,797	796,298	18,098
08-09	41	743,012	18,122	—	—	—	743,012	18,122
09-10	41	712,438	17,377	8	154,888	19,361	867,326	17,701
10-11	41	715,961	17,462	—	—	—	715,961	17,462
11-12	33	587,617	17,807	—	—	—	587,617	17,807
12-13	41	703,326	17,154	—	—	—	703,326	17,154
13-14	41	707,251	17,250	—	—	—	707,251	17,250
14-15	41	721,033	17,586	—	—	—	721,033	17,586
15-16	41	709,412	17,303	—	—	—	709,412	17,303
16-17	43	762,773	17,739	—	—	—	762,773	17,739
Totals	1996	27,718,520	13,887	136	2,298,729	16,902	30,017,249	14,079

Al McCoy and Connie Hawkins



Joe Proski and Alvan Adams



**HISTORY**



## Celebrating 50 Years of Suns Basketball ...

The Phoenix Suns have long been regarded as one of the most successful NBA franchises on and off the court. Since entering the league in 1968, the Suns own a .541 (2146-1824) winning percentage, the fourth-best mark all-time in the NBA (entering 2017-18). That record trails only the San Antonio Spurs (.624), Los Angeles Lakers (.598) and Boston Celtics (.589) and features appearances in the postseason in 29 of the team's 49 seasons, including nine trips to the Western Conference Finals. Phoenix has reached the NBA Finals twice (1976 and 1993). Having fielded some of the most entertaining teams in basketball history, the Suns enter their 50th season with a lifetime scoring average of 107.2 points per game, highest of any NBA franchise.

## The Beginning Of A Franchise...

On January 22, 1968, the NBA Board of Governors awarded franchises to Phoenix and Milwaukee. The new team's leadership came from owners Richard Bloch of Los Angeles along with Donald Pitt and Donald Diamond of Tucson. They brought together a group of investors that included entertainers Henry Mancini, Tony Curtis, Ed Ames, Andy Williams and Bobby Gentry.

Jerry Colangelo, former Illinois basketball star and member of the Chicago Bulls' organization, was selected as the club's first general manager at age 28. One of Colangelo's first moves was naming Johnny "Red" Kerr as the franchise's first head coach. The name "Suns" was chosen through a contest (28,000 entries submitted). Since several entries were marked "Suns," a drawing was held and Selinda King of Phoenix was selected as the person who officially named the new franchise on April 25, 1968.

In the May 6, 1968 Expansion Draft, forward Dick Van Arsdale, who was left unprotected by the New York Knicks, became "The Original Sun." Van Arsdale scored 12,060 points as a Sun, holding the franchise record for over 15 years.

The Suns played their first game October 18, 1968, and defeated Seattle, 116-107, before 7,112 fans at Veterans Memorial Coliseum. However, Phoenix finished its first season at 16-66 led by Gail Goodrich and Van Arsdale who became the team's first All-Stars. In a coin flip between the Eastern and Western Conference teams with the poorest records (Milwaukee and Phoenix), the Suns called "heads" as the coin came up "tails." Milwaukee claimed Lew Alcindor, later known as Kareem Abdul-Jabbar, and captured the NBA title two years later.

Success, however, came more quickly than skeptics first thought when the Suns won a second coin flip with Seattle and the rights to playground legend and ABA star Connie Hawkins.

The Suns made the playoffs in their second season, battling the L.A. Lakers to the seven-game limit in the conference semifinals. With the emergence of eventual four-time All-Star and NBA Hall of Famer Hawkins, and the club's impressive playoff performance, the Suns had arrived on the NBA map. On January 14, 1975, the Suns hosted the 25th NBA All-Star Game to further establish Phoenix as a basketball hotbed.

## The Greatest Game Ever Played...

Things brightened when the 1975-76 club, headed by coach John MacLeod, Rookie of the Year Alvan Adams and Paul Westphal, parlayed a 42-40 record and wild card playoff berth into the Western Conference title and a trip to the NBA Finals against the then 12-time NBA Champion Boston Celtics. Game 5 of that series has been called "the greatest game ever played," as Garfield Heard hit "the shot heard 'round the world" to force a third overtime at the Boston Garden. Boston eventually won Game 5, 128-126, in three overtimes and would capture the title, 4-2, but the "Sunderella" Suns demonstrated that they had come a long way in just eight seasons.

The Suns continued the success with eight straight playoff appearances from 1978 through 1985 led by Adams and the 1976-77 Rookie of the Year Walter Davis, still the team's all-time leading scorer with 15,666 points as a Sun.



**Dick Van Arsdale scores the first basket in Suns history on a feed from Dick Snyder as they defeated Seattle 116-107 in the first regular season game at the Coliseum.**

## Phoenix Rising...

On October 14, 1987, Colangelo led a group of Phoenix-area investors that purchased the team for \$44.5 million. He was then named president and chief executive officer.

A series of transactions led to one of the biggest turnarounds in NBA history: the Suns sent away Larry Nance but acquired Kevin Johnson, Mark West, Tyrone Corbin and a draft pick that would become Dan Majerle from Cleveland at the 1988 trade deadline and in July, the Suns made NBA history by signing the league's first unrestricted free agent, Tom Chambers. Cotton Fitzsimmons began his second stint as Suns head coach before the 1988-89 season and a revamped squad with just one holdover player from two seasons prior, Jeff Hornacek, finished 55-27, a 27-win improvement over the previous season for the "Cotton Express."

During 1988-89, Colangelo moved ahead with plans for a new downtown arena that the Suns could call home. In a unique partnership with the city of Phoenix, the \$89 million America West Arena (now Talking Stick Resort Arena) was born. Construction of the arena began during the summer of 1990. The building later underwent a \$70 million expansion and improvement project that was completed in 2004.



**Danny Ainge and Michael Jordan faced off in the 1993 NBA Finals. Chicago defeated the Suns 4-2 in an exciting series.**

## The Return to the NBA Finals...

Celebrating their 25th year in the NBA, the Suns rocked the basketball world with a blockbuster trade. On June 17, 1992, the team acquired Charles Barkley from Philadelphia for Hornacek, Tim Perry, and Andrew Lang. On November 7, 1992, the Suns opened their new home arena and the 1992-93 club finished the season with a club-record and NBA-best 62-20 record as Barkley earned the Suns' first NBA MVP award.

The Suns made NBA playoff history by coming back to beat the Lakers in the opening round after losing the first two at home. They defeated San Antonio in six games, Seattle in seven, and returned to the Finals for the first time since 1976. After losing the first two at home to the defending champion Chicago Bulls, the Suns went to the Windy City and won two of three, including a 129-121 triple-overtime affair in Game 3, just the second triple-overtime game in Finals history with the Suns playing in each. Back in Phoenix, however, John Paxson gave the Bulls their third-straight NBA title after sinking a three-pointer with 3.9 seconds left in Game 6.

Led by Barkley, KJ and Majerle, and wearing the iconic streaking Sun uniforms, the team would continue to contend into the late 1990s and hosted the 45th NBA All-Star Game at the new arena in 1995.

## A New Era of Basketball...

On June 30, 2004, Robert Sarver, a banking and real estate executive, purchased the club from Colangelo after Colangelo set into motion a plan to ensure the team's legacy by seeking out a new owner who shared his vision and commitment to both the game of basketball and community. In the 13 seasons since Sarver, an Arizona native, took ownership of the Suns, Phoenix has won 50 or more games five times and enjoyed the winningest four-year period in the franchise's proud history from 2004-08 (232 victories). The span includes two 60-plus win seasons (franchise-record tying 62 in 2004-05 and 61 in 2006-07), three Pacific Division titles and three trips to the Western Conference Finals. Over the last 13 seasons, the Suns have compiled a 564-486 (.537) regular season record, which is the NBA's 11th-best record over that stretch.

For the second time in the team's history, the offseason addition of an All-Star turned into an NBA MVP and a franchise-record tying 62 single-season victories in 2004-05. Point guard Steve Nash, originally drafted by the franchise in 1996, returned to the Suns in the summer of 2004. In his first season in Phoenix, flanked by Amar'e Stoudemire and Shawn Marion, Nash led the club to a 33-game turnaround from the previous season, the first of two consecutive Western Conference Finals appearances and won the first of back-to-back league MVP honors. Playing a "Seven Seconds or Less" style that would revolutionize basketball, the Suns continued with a 61-win season in 2006-07 and a third Western Conference Finals appearance in six seasons in 2009-10. In 2009, the Suns hosted the 58th NBA All-Star Game in Phoenix, their third time hosting the event.

As the Suns celebrate their 50th season in 2017-18, the team is poised to ignite the next era of success behind coach Earl Watson and a collection of exciting young talent including Devin Booker, who on March 24, 2017, scored a franchise record 70 points at Boston to become just the sixth player in NBA history to score at least 70 in a game.

# Season Review 68-69

## RECORD


16-66

On January 22, 1968, the NBA Board of Governors granted a franchise to the city of Phoenix. On April 25, 1968, the name "SUNS" was selected in a contest sponsored by *The Arizona Republic*. The winning entry was submitted by Mrs. Selinda King of Phoenix.

The Suns began building their team by naming **Johnny "Red" Kerr** as head coach. Kerr, who had coached the Chicago Bulls for the previous two years, was the NBA's Coach of the Year in 1967. Next was the 1968 NBA College Draft. Phoenix's first-ever selection was **Gary Gregor**, a 6-7 forward from South Carolina. The Suns continued to build the young squad by making **Dick Van Arsdale** the first player taken in the expansion draft. Van Arsdale had played the previous three years with New York. Phoenix also selected guard **Gail Goodrich**, a third-year pro, from the Los Angeles Lakers.

On October 18, the Suns opened their rookie season with a 116-107 victory over Seattle as 7,112 fans filled Veterans Memorial Coliseum. Goodrich, now in the NBA Hall of Fame, led the team with 27 points, 10 assists and nine rebounds while Van Arsdale pitched in 21 points. The Suns went on to finish the month with a 4-3 mark. But that was the last time they would be above .500 as they suffered through the rest of their first season to finish with a 16-66 record.

Goodrich and Van Arsdale led the Suns averaging 23.8 and 21.0 points, respectively. Goodrich finished sixth in the league in scoring and third as a guard behind Baltimore's Earl Monroe and Cincinnati's Oscar Robertson. Both players also appeared in the 1969 NBA All-Star game in Baltimore.



**FRONT ROW:** Gail Goodrich, Stan McKenzie, Dick Van Arsdale, Bob Wartlick, Dick Snyder.

**BACK ROW:** Head Coach Johnny Kerr, Gary Gregor, Neil Johnson, Dave Lattin, Jim Fox, Trainer Joe Proski.

# FIFTY SEASONS

DATE	OPPONENT	ATTEND.	SCORE	REC.	W/L	DATE	OPPONENT	ATTEND.	SCORE	REC.	W/L
10/18	SEATTLE	7,112	116-107	1-0	W	1/5	@ATLANTA	3,235	96-97	8-34	L
10/20	BALTIMORE	3,474	122-134	1-1	L	1/7	SEATTLE	2,875	116-112	9-34	W
10/22	@SAN FRANCISCO	4,291	101-109	1-2	L	1/9	NEW YORK	2,591	120-134	9-35	L
10/24	NEW YORK	3,450	109-92	2-2	W	1/11	BALTIMORE	3,807	107-118	9-36	L
10/27	ATLANTA	4,603	100-123	2-3	L	1/16	@ATLANTA	5,815	107-112	9-37	L
10/30	@SEATTLE	2,657	115-108	3-3	W	1/17	@ATLANTA	4,565	107-112	9-38	L
10/31	CHICAGO	3,029	112-103	4-3	W	1/19	SAN DIEGO	2,867	118-136	9-39	L
11/3	LA LAKERS	7,150	109-127	4-4	L	1/22	ATLANTA	2,527	107-125	9-40	L
11/4	SAN FRANCISCO	3,019	108-119	4-5	L	1/24	CHICAGO	6,275	117-106	10-40	W
11/10	DETROIT	4,440	130-128*	5-5	W	1/25	@SAN DIEGO	4,128	120-133	10-41	L
11/14	DET. @TUCSON	2,712	109-111	5-6	L	1/26	SAN FRANCISCO	2,452	93-117	10-42	L
11/15	@SEATTLE	4,368	124-128**	5-7	L	1/29	MIL. @TUCSON	3,013	111-107	11-42	W
11/17	BOSTON	9,109	98-130	5-8	L	2/2	MILWAUKEE	2,926	122-121	12-42	W
11/19	@PHILADELPHIA	16,664	110-126	5-9	L	2/4	PHILADELPHIA	3,317	125-116	13-42	W
11/22	@BOSTON	8,224	106-133	5-10	L	2/6	CIN. @TUCSON	3,849	103-124	13-43	L
11/23	@MILWAUKEE	6,090	112-115	5-11	L	2/7	@SAN DIEGO	6,214	119-130	13-44	L
11/26	PHILADELPHIA	3,209	119-126	5-12	L	2/8	LA LAKERS	9,106	104-122	13-45	L
11/27	@DETROIT	11,016	111-125	5-13	L	2/9	@LOS ANGELES	8,840	116-134	13-46	L
11/29	@BALTIMORE	6,596	106-124	5-14	L	2/12	@NEW YORK	12,017	105-112	13-47	L
11/30	@CHICAGO	3,246	96-100	5-15	L	2/14	@DETROIT	2,853	123-128	13-48	L
12/2	SEATTLE	2,171	108-118	5-16	L	2/16	@CINCINNATI	3,922	125-113	14-48	W
12/3	@LOS ANGELES	8,277	108-122	5-17	L	2/18	@BOSTON	7,022	110-116	14-49	L
12/4	SAN FRANCISCO	2,387	126-97	6-17	W	2/20	@BALTIMORE	7,066	121-124	14-50	L
12/6	@SAN DIEGO	5,782	106-117	6-18	L	2/21	CHICAGO	4,939	121-133	14-51	L
12/8	ATLANTA	3,243	99-121	6-19	L	2/22	BOSTON	8,295	100-124	14-52	L
12/10	@NEW YORK	16,337	106-111	6-20	L	2/23	@MILWAUKEE	4,347	103-107	14-53	L
12/11	@PHILADELPHIA	6,780	123-143	6-21	L	2/25	@BOSTON	19,500	99-112	14-54	L
12/13	@CINCINNATI	2,114	123-130	6-22	L	2/26	@PHILADELPHIA	7,781	97-104	14-55	L
12/14	@DETROIT	5,024	123-118	7-22	W	2/28	@LOS ANGELES	15,728	117-121	14-56	L
12/15	@CINCINNATI	5,886	101-119	7-23	L	3/1	@SAN FRANCISCO	3,580	119-118	15-56	W
12/17	PHILADELPHIA	1,946	128-145	7-24	L	3/4	CINCINNATI	3,165	122-141	15-57	L
12/18	CINCINNATI	3,462	123-114	8-24	W	3/6	@CHICAGO	3,125	117-125	15-58	L
12/21	@BALTIMORE	8,529	117-131	8-25	L	3/7	@NEW YORK	15,244	87-119	15-59	L
12/22	@MILWAUKEE	3,466	116-127	8-26	L	3/9	SAN DIEGO	2,384	146-133	16-59	W
12/25	LA LAKERS	10,355	99-119	8-27	L	3/10	BALTIMORE	4,133	121-140	16-60	L
12/27	@SAN FRANCISCO	4,916	118-119	8-28	L	3/11	@SAN DIEGO	4,172	106-116	16-61	L
12/28	SAN DIEGO	5,749	126-136	8-29	L	3/15	S.D. @TUCSON	2,616	124-141	16-62	L
12/30	@SEATTLE	3,920	118-120	8-30	L	3/17	DETROIT	3,128	95-119	16-63	L
1/1	BOSTON	4,757	87-93	8-31	L	3/19	MILWAUKEE	3,033	110-117	16-64	L
1/3	@MILWAUKEE	4,230	104-121	8-32	L	3/21	NEW YORK	7,175	104-139	16-65	L
1/4	@CHICAGO	3,107	92-103	8-33	L	3/23	MILWAUKEE	3,204	118-128	16-66	L

\*Overtime

## 68-69 Final Statistics

PLAYER	G	GS	MIN	3PT			FTM-FTA	PCT	OR-DR	REB	AST	PF-QD	STL	TO	BLK	PTS-AVG	
				FGM-FGA	PCT	PCT											
GOODRICH	81	81	3236	718-1746	.411	---	---	---	495-663	.747	---	437	518	253-3	---	---	1931-23.8
VAN ARSDALE	80	80	3388	612-1386	.442	---	---	---	454-644	.705	---	548	388	245-2	---	---	1678-21.0
FOX	51	51	1979	273-581	.470	---	---	---	157-214	.734	---	679	143	210-5	---	---	703-13.8
SNYDER	81	55	2108	399-846	.472	---	---	---	185-255	.725	---	328	211	213-3	---	---	983-12.1
MCLEMORE	31	7	710	141-366	.385	---	---	---	85-110	.773	---	168	50	73-1	---	---	367-11.8
WILSON	41	27	1294	191-481	.397	---	---	---	93-151	.616	---	505	76	145-4	---	---	475-11.6
GREGOR	80	60	2182	400-963	.415	---	---	---	85-131	.649	---	711	96	249-2	---	---	885-11.1
MCKENZIE	80	17	1569	264-618	.427	---	---	---	219-287	.763	---	251	123	191-3	---	---	747-9.3
WARLICK	63	11	975	212-501	.423	---	---	---	83-137	.606	---	151	131	119-0	---	---	507-8.0
LATTIN	68	6	987	150-366	.410	---	---	---	109-172	.634	---	323	48	163-5	---	---	409-6.0
JOHNSON	80	15	1319	177-368	.481	---	---	---	110-177	.621	---	396	134	214-3	---	---	464-5.8
KNOWLES	8	0	40	4-14	.286	---	---	---	1-3	.333	---	9	0	10-0	---	---	9-1.1
BIEDENBACH	7	0	18	0-6	.000	---	---	---	4-6	.667	---	2	3	1-0	---	---	4-6
SUNS	82		19705	3541-8242	.430	---	---	---	2080-2950	.705	---	4508	1921	2086-30	---	---	9162-111.7
OPPONENTS	82		19705	3892-8297	.469	---	---	---	2094-2891	.724	---	4692	2330	2122-31	---	---	9878-120.5

# Season Review 69-70

## RECORD


39-43

With the addition of veterans **Paul Silas** and **Connie Hawkins**, the young Suns enjoyed a 23-game turnaround and their first-ever trip to the NBA playoffs. Silas, obtained in a trade with Atlanta for **Gary Gregor**, gave the team additional inside strength as he averaged nearly 12 rebounds. Following a legendary two-year stint in the ABA and one year with the world-famous Harlem Globetrotters, Hawkins provided amazing offensive talents.

On January 2, with the Suns at 15-23, Head Coach **Johnny Kerr** resigned just five hours prior to that night's game against San Diego. General Manager **Jerry Colangelo** took over as head coach and led the Suns to a 24-20 mark over the rest of the regular season and a bid to the NBA Playoffs.

The Suns drew the mighty L.A. Lakers in the first round and dropped the opening game in Los Angeles, 112-128. But the Suns showed character as they picked up the next three games behind superb play from Silas, Hawkins and **Gail Goodrich**. However, the likes of Wilt Chamberlain, Jerry West and Elgin Baylor were too much for the Suns as the Lakers clinched the series in seven games.

**Dick Van Arsdale** made his second appearance in the All-Star Game along with the team's scoring leader Hawkins. The Hawk also earned All-NBA First Team honors.



**FRONT ROW:** Art Harris, Dick Van Arsdale, Stan McKenzie, Gail Goodrich.

**BACK ROW:** Trainer Joe Proski, Neil Johnson, Lamar Green, Connie Hawkins, Jim Fox, Neal Walk, Paul Silas, Jerry Chambers, Head Coach Jerry Colangelo.



DATE	OPPONENT	ATTEND.	SCORE	REC.	W/L	DATE	OPPONENT	ATTEND.	SCORE	REC.	W/L
10/16	SAN DIEGO	6,053	116-114	1-0	W	1/6	@CINCINNATI	3,426	124-128	17-25	L
10/18	@ATLANTA	3,742	116-121	1-1	L	1/8	@CHICAGO	5,086	123-152	17-26	L
10/21	@NEW YORK	15,116	116-140	1-2	L	1/9	@MILWAUKEE	7,237	116-120	17-27	L
10/22	@PHILADELPHIA	7,215	119-122	1-3	L	1/10	@PHILADELPHIA	7,423	119-117	18-27	W
10/24	CHICAGO	4,576	115-116	1-4	L	1/11	@CINCINNATI	6,129	125-118	19-27	W
10/25	@SAN DIEGO	5,269	115-107	2-4	W	1/12	NY @SALT LAKE	12,384	114-130	19-28	L
10/26	MILWAUKEE	9,149	99-119	2-5	L	1/15	BALTIMORE	5,636	124-115	20-28	W
10/30	CINCINNATI	6,999	106-104	3-5	W	1/17	SEATTLE	9,094	131-134	20-29	L
11/4	NEW YORK	10,552	99-116	3-6	L	1/18	BALTIMORE	5,009	134-133	21-29	W
11/7	@LA LAKERS	10,557	122-120	4-6	W	1/22	SEA.@LAS CRUCES	2,805	129-120	22-29	W
11/9	DETROIT	9,500	140-129	5-6	W	1/23	SAN FRANCISCO	12,024	132-138	22-30	L
11/13	PHILADELPHIA	5,440	110-124	5-7	L	1/24	@SAN FRANCISCO	6,466	109-99	23-30	W
11/14	@LA LAKERS	8,902	112-127	5-8	L	1/25	@LA LAKERS	11,483	106-118	23-31	L
11/15	LA LAKERS	6,318	114-111	6-8	W	1/29	ATLANTA	6,658	111-102	24-31	W
11/16	ATL.@ALBUQ.	5,094	139-118	7-8	W	1/30	@SAN FRAN	6,308	116-125	24-32	L
11/18	@BOSTON	6,028	119-120	7-9	L	1/31	MILWAUKEE	11,814	106-107	24-33	L
11/19	@BALTIMORE	9,287	118-133	7-10	L	2/1	@SAN DIEGO	4,582	105-103	25-33	W
11/21	@BALTIMORE	5,215	116-126	7-11	L	2/3	PHILADELPHIA	6,543	131-123	26-33	W
11/22	@NEW YORK	19,401	114-128	7-12	L	2/6	SAN FRAN	9,599	122-117	27-33	W
11/23	@CINCINNATI	2,866	123-137	7-13	L	2/7	LA LAKERS	10,459	121-117*	28-33	W
11/25	BALTIMORE	5,776	124-134	7-14	L	2/10	@BOSTON	4,761	122-117	29-33	W
11/29	@SEATTLE	9,418	129-130	7-15	L	2/11	@MILWAUKEE	10,746	120-127	29-34	L
11/30	SEATTLE	3,621	116-108	8-15	W	2/12	@CHICAGO	11,190	121-122	29-35	L
12/2	CHI.@SALT LAKE	3,220	121-110	9-15	W	2/13	@DETROIT	3,029	120-132	29-36	L
12/4	LA LAKERS	5,165	119-109	10-15	W	2/15	@PHILADELPHIA	8,163	125-159	29-37	L
12/5	CHICAGO	6,021	114-113	11-15	W	2/17	@SEATTLE	8,220	129-118	30-37	W
12/7	DETROIT	4,335	113-118	11-16	L	2/18	BOSTON	6,818	113-116	30-38	L
12/9	@CHICAGO	10,833	102-109	11-17	L	2/20	SAN DIEGO	6,136	126-117	31-38	W
12/10	@BALTIMORE	2,842	137-107	12-17	W	2/22	MILWAUKEE	11,541	124-144	31-39	L
12/12	@SEATTLE	6,146	130-116	13-17	W	2/24	@NEW YORK	19,011	105-121	31-40	L
12/13	CINCINNATI	5,786	126-110	14-17	W	2/26	@DETROIT	2,552	131-123	32-40	W
12/14	CINCINNATI	7,075	130-137**	14-18	L	2/27	@BOSTON	8,933	134-125	33-40	W
12/16	PHILADELPHIA	5,268	119-141	14-19	L	3/1	@ATLANTA	5,735	109-98	34-40	W
12/20	@DETROIT	5,021	113-114	14-20	L	3/3	CHICAGO	9,699	111-123	34-41	L
12/21	@MILWAUKEE	10,201	111-118	14-21	L	3/6	@SAN FRANCISCO	4,316	97-107	34-42	L
12/25	BOSTON	10,137	127-116	15-21	W	3/8	ATLANTA	9,526	130-119	35-42	W
12/28	NEW YORK	11,286	116-135	15-22	L	3/15	@ATLANTA	6,066	111-126	35-43	L
12/30	@SEATTLE	5,201	121-134	15-23	L	3/17	SAN FRANCISCO	9,486	133-121	36-43	W
1/2	SAN DIEGO	4,875	121-120	16-23	W	3/19	BOSTON	9,570	127-123	37-43	W
1/3	DETROIT	6,551	114-109	17-23	W	3/20	SAN DIEGO	9,026	127-104	38-43	W
1/4	@LA LAKERS	11,055	112-120	17-24	L	3/22	@SAN DIEGO	4,558	130-129	39-43	W

\*Overtime

## 69-70 Final Statistics

PLAYER	G	GS	MIN	3PT			FTM-FTA	PCT	OR-DR	REB	AST	PF-QD	STL	TO	BLK	PTS-AVG	
				FGM-FGA	PCT	PCT											
HAWKINS	81	81	3312	709-1447	.490	---	---	---	577-741	.779	---	846	391	287-4	---	---	1995-24.6
VAN ARSDALE	77	72	2966	592-1166	.508	---	---	---	459-575	.798	---	264	388	282-5	---	---	1643-21.3
GOODRICH	81	81	3234	570-1251	.456	---	---	---	488-604	.808	---	340	605	251-3	---	---	1624-20.0
FOX	81	78	2041	413-788	.524	---	---	---	218-283	.770	---	570	93	261-7	---	---	1044-12.9
SILAS	78	74	2836	373-804	.464	---	---	---	250-412	.607	---	916	214	266-5	---	---	996-12.8
WALK	82	2	1394	257-547	.470	---	---	---	155-242	.640	---	455	80	225-2	---	---	669-8.2
CHAMBERS	79	9	1139	283-658	.430	---	---	---	91-125	.728	---	219	54	162-3	---	---	657-8.3
HARRIS	76	7	1375	257-650	.395	---	---	---	82-125	.656	---	142	211	209-0	---	---	596-7.8
GREEN	58	1	700	101-234	.432	---	---	---	41-70	.586	---	276	17	115-2	---	---	243-4.2
MCKENZIE	58	1	525	81-206	.393	---	---	---	58-73	.795	---	103	52	67-1	---	---	220-3.8
JOHNSON	28	0	136	20-60	.333	---	---	---	8-12	.667	---	47	12	38-0	---	---	48-1.7
OTHERS	6	4	147	22-45	.489	---	---	---	7-8	.875	---	15	9	20-1	---	---	51-8.5
SUNS	82		19705	3676-7856	.468	---	---	---	2434-3270	.744	---	4183	2076	2183-33	---	---	9786-119.3
OPPONENTS	82		19705	3886-8133	.478	---	---	---	2155-2911	.740	---	4103	2217	2282-48	---	---	9927-121.1



# Season Review 70-71

## RECORD


48-34

**Dick Van Arsdale** returned for his third season with Phoenix as the only original Sun remaining. Offseason trades brought veterans **Mel Counts** and **Clem Haskins** to the team. In spite of the success the club enjoyed at the tail-end of the 1969-70 season, General Manager **Jerry Colangelo** felt the Suns needed a "career" coach. He set out to find a teacher and a motivator who could mold the Suns' young players. On June 5, 1970, **Lowell "Cotton" Fitzsimmons** joined the Suns as head coach.

Fitzsimmons had led the Kansas State Wildcats to the Big Eight title the previous year, and brought a sense of passion and "Purple Pride" to the Valley. The club responded to his enthusiasm.

Phoenix posted its best finish with a 48-34 record, fourth best in the league. That included the team's best month ever with an 11-4 mark in January. However, due to the Suns' place in the tough Midwest Division, the team failed to make the playoffs.

**Paul Silas** led the team in rebounding for the second-straight season pulling down a franchise-best 12.5 per game including a team record 27 vs. Cincinnati on January 18. Van Arsdale led the club in scoring with a 21.9 average while **Connie Hawkins** netted 20.9 points per game. Van Arsdale and Hawkins were again named NBA All-Stars.



**FRONT ROW:** Joe Thomas, Art Harris, John Wetzel, Dick Van Arsdale, Clem Haskins, Fred Taylor.

**BACK ROW:** Trainer Joe Proski, Lamar Green, Greg Howard, Neal Walk, Mel Counts, Connie Hawkins, Paul Silas, Head Coach Cotton Fitzsimmons.

# FIFTY SEASONS

DATE	OPPONENT	ATTEND.	SCORE	REC.	W/L	DATE	OPPONENT	ATTEND.	SCORE	REC.	W/L
10/15	BOSTON	7,523	119-100	1-0	W	12/30	LA LAKERS	8,164	132-114	23-19	W
10/17	DETROIT	8,646	107-110	1-1	L	1/2	@SAN FRANCISCO	3,812	122-116*	24-19	W
10/20	@SAN DIEGO	7,246	114-115	1-2	L	1/3	SAN FRANCISCO	6,196	102-81	25-19	W
10/21	@SEATTLE	6,923	106-110	1-3	L	1/8	@BOSTON	7,124	114-122	25-20	L
10/23	CLEVELAND	7,822	108-104	2-3	W	1/9	@PHILADELPHIA	7,826	112-123	25-21	L
10/25	SAN DIEGO	5,697	117-98	3-3	W	1/10	@ATLANTA	4,447	116-105	26-21	W
10/28	CHICAGO	6,343	105-118	3-4	L	1/14	NEW YORK	9,051	107-88	27-21	W
10/30	@BOSTON	5,392	112-127	3-5	L	1/16	BALTIMORE	9,002	117-100	28-21	W
10/31	@BALTIMORE	4,527	103-106	3-6	L	1/18	CIN. @OMAHA	3,149	118-99	29-21	W
11/2	BUFFALO	8,000	110-102	4-6	W	1/20	CINCINNATI	5,586	114-126	29-22	L
11/4	@CINCINNATI	2,091	133-115	5-6	W	1/22	PHILADELPHIA	8,059	116-117	29-23	L
11/6	@CHICAGO	8,107	105-102	6-6	W	1/24	CHICAGO	5,923	113-112	30-23	W
11/7	@ATLANTA	5,116	107-100	7-6	W	1/26	BUFFALO	5,486	114-82	31-23	W
11/8	@MILWAUKEE	10,746	105-125	7-7	L	1/28	LA LAKERS	8,036	118-112	32-23	W
11/11	PORTLAND	6,020	114-100	8-7	W	1/29	@PORTLAND	5,877	131-122	33-23	W
11/13	CINCINNATI	9,802	115-109	9-7	W	1/30	SEATTLE	10,412	134-116	34-23	W
11/15	DETROIT	7,344	108-104	10-7	W	2/4	SAN FRANCISCO	6,711	105-117	34-24	L
11/17	@NEW YORK	18,275	100-103	10-8	L	2/6	CLEVELAND	5,812	119-91	35-24	W
11/19	@DETROIT	3,594	110-112	10-9	L	2/8	@MILWAUKEE	10,746	94-118	35-25	L
11/20	@BALTIMORE	4,572	110-121	10-10	L	2/9	@BALTIMORE	4,054	120-115	36-25	W
11/21	@PHILADELPHIA	6,519	125-119	11-10	W	2/12	@CLEVELAND	4,297	114-105	37-25	W
11/22	@CLEVELAND	2,405	114-99	12-10	W	2/13	@NEW YORK	19,500	97-114	37-26	L
11/24	@BUFFALO	7,209	106-112	12-11	L	2/14	@BUFFALO	4,376	108-97	38-26	W
11/26	SEATTLE	7,192	126-115	13-11	W	2/16	@BOSTON	6,091	119-116	39-26	W
11/27	@LA LAKERS	13,089	116-105	14-11	W	2/17	CINCINNATI	8,006	133-117	40-26	W
11/28	SAN DIEGO	11,740	116-117	14-12	L	2/19	BOSTON	12,256	116-112	41-26	W
12/2	ATLANTA	8,907	126-112	15-12	W	2/21	MILWAUKEE	8,977	97-125	41-27	L
12/4	@PORTLAND	3,927	126-121	16-12	W	2/26	@PHILADELPHIA	8,585	108-94	42-27	W
12/5	@SAN FRANCISCO	5,481	105-100	17-12	W	2/27	@DETROIT	8,878	124-117	43-27	W
12/6	SAN DIEGO	5,935	108-102	18-12	W	3/3	CHICAGO	12,371	115-90	44-27	W
12/8	LA LAKERS	7,702	112-121	18-13	L	3/7	BALTIMORE	9,370	108-117	44-28	L
12/11	@SAN DIEGO	8,365	104-110	18-14	L	3/9	@DETROIT	4,269	114-108	45-28	W
12/12	MILWAUKEE	11,002	113-111	19-14	W	3/10	@ATLANTA	6,266	98-139	45-29	L
12/15	SAN FRANCISCO	5,901	123-129	19-15	L	3/12	@CHICAGO	14,703	92-116	45-30	L
12/17	DETROIT	5,548	117-114*	20-15	W	3/13	@CHICAGO	17,505	99-111	45-31	L
12/19	@SEATTLE	6,443	131-135	20-16	L	3/14	MIL. @MADISON	9,035	125-113	46-31	W
12/20	NEW YORK	8,445	118-133	20-17	L	3/16	MILWAUKEE	11,640	111-119	46-32	L
12/22	PHILADELPHIA	7,248	129-133*	20-18	L	3/18	NEW YORK	7,454	123-131*	46-33	L
12/25	ATLANTA	10,186	127-115	21-18	W	3/19	@LA LAKERS	17,254	111-106	47-33	W
12/26	PORTLAND	6,102	115-103	22-18	W	3/20	SEATTLE	8,134	114-107	48-33	W
12/27	@LA LAKERS	15,163	110-128	22-19	L	3/21	@SAN DIEGO	5,840	114-132	48-34	L

\*Overtime

## 70-71 Final Statistics

PLAYER	G	GS	MIN	3 PT			FTM-FTA	PCT	OR-DR	REB	AST	PF-QD	STL	TO	BLK	PTS-AVG
				FGM-FGA	PCT	PCT										
VAN ARSDALE	81	—	3157	609-1346	.452	—	—	553-682	.811	—	316	329	246-1	—	—	1771-21.9
HAWKINS	71	—	2662	512-1181	.434	—	—	457-560	.816	—	643	322	197-2	—	—	1481-20.9
HASKINS	82	—	2663	562-1277	.440	—	—	338-431	.784	—	324	383	207-2	—	—	1462-17.8
WALK	82	—	2033	426-945	.451	—	—	205-268	.765	—	674	117	282-8	—	—	1057-12.9
SILAS	81	—	2943	338-789	.428	—	—	285-416	.685	—	1015	247	227-4	—	—	961-11.9
COUNTS	80	—	1669	365-799	.457	—	—	149-198	.753	—	503	136	279-8	—	—	879-11.0
HARRIS	56	—	952	199-484	.411	—	—	69-113	.611	—	100	132	137-0	—	—	467-8.3
GREEN	68	—	1326	167-369	.453	—	—	64-106	.604	—	466	53	202-5	—	—	398-5.9
TAYLOR	54	—	552	110-284	.387	—	—	78-125	.624	—	86	51	113-0	—	—	298-5.5
WETZEL	70	—	1091	124-288	.431	—	—	83-101	.822	—	153	114	156-1	—	—	331-4.7
HOWARD	44	—	426	68-173	.393	—	—	37-58	.638	—	119	26	67-0	—	—	173-3.9
THOMAS	39	—	204	23-86	.267	—	—	9-20	.450	—	43	17	19-0	—	—	55-1.4
SUNS	82	—	19780	3503-8021	.437	—	—	2327-3078	.756	—	4442	1927	2132-31	—	—	9333-113.8
OPPONENTS	82	—	19780	3506-7828	.448	—	—	2165-2923	.741	—	4173	2069	2202-42	—	—	9177-111.9

# Season Review 71-72

## RECORD

49-33


**Cotton Fitzsimmons** began his second year at the helm with great anticipation. The Suns drafted **Dennis "Moe" Layton**, a 6-1 point guard from USC who played previously at Phoenix College. The Suns opened the season with a starting lineup of **Clem Haskins** and **Dick Van Arsdale** at guard, **Neal Walk** at center and **Connie Hawkins** and **Paul Silas** at the forward spots.

On March 14, the Suns obtained the rights to **Charlie Scott** from the Boston Celtics in exchange for future considerations. Scott, a 6-6 guard from North Carolina, had played for the Virginia Squires of the ABA, where he averaged 35 points and was the 1971 ABA Co-Rookie of the Year along with Kentucky's Dan Issel.

Phoenix compiled a then, club record mark of 49-33, improving for the fourth consecutive year. Despite having the sixth-best record in the NBA, the Suns finished behind Milwaukee and Chicago in the tough Midwest Division and failed to qualify for the playoffs.

Hawkins and Silas represented the West team in the All-Star Game. It was Hawkins' third-straight appearance, as he led the West squad to a 112-110 win with 13 points.

Silas was named as the Suns' Most Valuable Player by the fans as he led the team in rebounding for the third-straight year (11.9). Hawkins led the club in scoring with a 21.0 average while Van Arsdale added 19.7 points per game. The Suns topped their previous best in attendance totaling 342,922 fans, an average of 8,346 per contest. Phoenix also became only the fourth team in league history to lead the NBA in free throws attempted, free throws made and free throw accuracy.



**FRONT ROW:** Paul Silas, Neal Walk, Otto Moore, Head Coach Cotton Fitzsimmons, Mel Counts, Connie Hawkins, Lamar Green.  
**BACK ROW:** Trainer Joe Proski, Art Harris, Fred Taylor, Dick Van Arsdale, John Wetzel, Clem Haskins, Dennis Layton.

# FIFTY SEASONS

DATE	OPPONENT	ATTEND.	SCORE	REC.	W/L	DATE	OPPONENT	ATTEND.	SCORE	REC.	W/L
10/14	MILWAUKEE	9,174	97-110	0-1	L	1/7	@BUFFALO	10,247	123-110	25-17	W
10/16	HOUSTON	8,572	128-108	1-1	W	1/8	@PHILADELPHIA	7,833	119-130	25-18	L
10/22	DETROIT	7,337	109-116	1-2	L	1/9	BALT. @COL. PK.	7,235	103-109	25-19	L
10/24	CHICAGO	6,970	104-105	1-3	L	1/11	@MILWAUKEE	10,111	115-114	26-19	W
10/26	CINCINNATI	6,901	126-99	2-3	W	1/14	CLEVELAND	8,279	117-107	27-19	W
10/29	@PHILADELPHIA	6,128	137-135**	3-3	W	1/15	@SEATTLE	12,693	110-118	27-20	L
10/30	@BALTIMORE	6,839	94-101	3-4	L	1/16	BALTIMORE	6,385	104-107	27-21	L
11/2	@CHICAGO	5,843	101-108	3-5	L	1/20	NEW YORK	8,006	130-109	28-21	W
11/3	@BUFFALO	5,417	100-98	4-5	W	1/21	@SEATTLE	12,751	128-113	29-21	W
11/5	@CLEVELAND	3,307	107-87	5-5	W	1/22	LA LAKERS	12,534	116-102	30-21	W
11/6	@CINCINNATI	3,076	95-110	5-6	L	1/25	@LA LAKERS	17,500	119-129	30-22	L
11/9	@MILWAUKEE	10,039	113-118	5-7	L	1/28	CHICAGO	9,245	102-116	30-23	L
11/12	BOSTON	9,470	128-119	6-7	W	1/29	@GOLDEN STATE	6,488	100-111	30-24	L
11/14	CLEVELAND	5,336	119-105	7-7	W	1/30	ATLANTA	8,839	105-103	31-24	W
11/16	@NEW YORK	18,344	111-112	7-8	L	2/1	@PORTLAND	4,961	129-117	32-24	W
11/17	@BOSTON	9,440	121-140	7-9	L	2/2	MILWAUKEE	9,365	103-106	32-25	L
11/18	@DETROIT	3,418	126-128	7-10	L	2/4	GOLDEN STATE	8,486	113-105	33-25	W
11/20	@ATLANTA	5,702	109-115	7-11	L	2/5	@PORTLAND	6,401	118-117*	34-25	W
11/23	PHILADELPHIA	6,678	128-107	8-11	W	2/6	PORTLAND	6,160	107-94	35-25	W
11/25	DETROIT	7,846	122-103	9-11	W	2/8	PHILADELPHIA	6,532	120-108	36-25	W
11/28	@HOUSTON	3,643	116-110	10-11	W	2/10	BALTIMORE	6,794	131-98	37-25	W
11/30	@PORTLAND	7,704	121-111*	11-11	W	2/12	CINCINNATI	10,766	117-95	38-25	W
12/1	PORTLAND	6,040	139-103	12-11	W	2/16	LA LAKERS	12,534	110-109	39-25	W
12/4	@GOLDEN STATE	5,491	128-92	13-11	W	2/18	BOSTON	12,005	126-115	40-25	W
12/5	GOLDEN STATE	6,886	120-87	14-11	W	2/20	@DETROIT	4,898	121-107	41-25	W
12/9	ATLANTA	7,524	135-115	15-11	W	2/22	@BOSTON	8,106	103-114	41-26	L
12/10	@LA LAKERS	17,505	117-126*	15-12	L	2/23	@ATLANTA	5,073	118-120	41-27	L
12/11	HOUSTON	7,695	110-111	15-13	L	2/25	@CHICAGO	9,720	107-115	41-28	L
12/14	@NEW YORK	19,253	110-100	16-13	W	2/26	MIL. @MADISON	9,371	117-119*	41-29	L
12/15	@CINCINNATI	2,038	127-108	17-13	W	2/27	@CLEVELAND	6,889	127-125	42-29	W
12/17	DETROIT	7,808	123-102	18-13	W	3/1	BALTIMORE	9,002	90-95	42-30	L
12/18	LA LAKERS	12,534	106-132	18-14	L	3/5	BUFFALO	6,729	131-103	43-30	W
12/19	@SEATTLE	9,189	127-130*	18-15	L	3/7	@DETROIT	2,014	129-121	44-30	W
12/21	PHILADELPHIA	6,272	124-119	19-15	W	3/8	@CINCINNATI	2,387	105-122	44-31	L
12/23	CHICAGO	9,289	108-117*	19-16	L	3/11	@NEW YORK	19,588	110-106	45-31	W
12/25	SEATTLE	7,026	116-86	20-16	W	3/15	MILWAUKEE	11,090	110-106	46-31	W
12/29	@HOUSTON	5,389	124-106	21-16	W	3/17	NEW YORK	10,571	111-106	47-31	W
12/30	BUFFALO	7,272	123-102	22-16	W	3/18	@GOLDEN STATE	9,399	116-134	47-32	L
1/1	BOSTON	8,056	114-104	23-16	W	3/21	PORTLAND	8,045	160-128	48-32	W
1/2	ATLANTA	6,670	111-116	23-17	L	3/24	@LA LAKERS	17,505	110-112	48-33	L
1/4	@CHICAGO	9,009	112-108	24-17	W	3/25	SEATTLE	10,189	118-98	49-33	W

\*Overtime

## 71-72 Final Statistics

PLAYER	G	GS	MIN	3 PT			FTM-FTA	PCT	OR-DR	REB	AST	PF-DQ	STL	TO	BLK	PTS-AVG
				FGM-FGA	PCT	FGM-FGA										
HAWKINS	76	—	2798	571-1244	.459	—	—	—	456-565	.807	—	623	296	—	—	1598-21.0
VAN ARSDALE	82	—	3096	545-1178	.463	—	—	—	529-626	.845	—	334	297	—	—	1619-19.7
SCOTT	6	—	177	48-113	.425	—	—	—	17-21	.810	—	23	26	—	—	113-18.8
SILAS	80	—	3082	485-1031	.470	—	—	—	433-560	.773	—	955	343	—	—	1403-17.5
WALK	81	—	2142	506-1057	.479	—	—	—	256-344	.744	—	665	151	—	—	1268-15.7
HAWKINS	79	—	2453	509-1054	.483	—	—	—	220-258	.853	—	270	290	—	—	1238-15.7
LAYTON	80	—	1849	304-717	.424	—	—	—	122-165	.739	—	164	247	—	—	730-9.1
MOORE	81	—	1624	260-597	.436	—	—	—	94-156	.603	—	540	88	—	—	614-7.6
COUNTS	76	—	906	147-344	.427	—	—	—	101-140	.721	—	257	96	—	—	395-5.2
GREEN	67	—	991	133-298	.446	—	—	—	66-90	.733	—	348	45	—	—	332-5.0
HARRIS	21	—	145	23-70	.329	—	—	—	9-21	.429	—	13	18	—	—	55-2.6
WEBB(TOT)	46	—	238	40-100	.400	—	—	—	16-23	.696	—	35	23	—	—	96-2.1
WEBB(PHX)	27	—	129	31-65	.477	—	—	—	5-10	.500	—	17	16	—	—	67-2.5
WETZEL	51	—	419	31-82	.378	—	—	—	24-30	.800	—	65	56	—	—	86-1.7
TAYLOR	13	—	69	6-27	.222	—	—	—	4-13	.308	—	17	7	—	—	16-1.2
SUNS	82	—	19880	3599-7877	.457	—	—	—	2336-2999	.779	—	4301	1976	—	—	9534-116.3
OPPONENTS	82	—	19880	3568-7896	.452	—	—	—	1947-2658	.733	—	4009	1929	—	—	9083-110.8


# Season Review 72-73

**RECORD**
**38-44**

The Suns began the season under the direction of the franchise's fourth head coach, **Bill van Breda Kolff**. He replaced **Cotton Fitzsimmons**, who left in the offseason to coach the Atlanta Hawks. However, seven games into the season, van Breda Kolff was dismissed and General Manager **Jerry Colangelo** once again assumed the coaching duties for the remainder of the season. He guided the Suns to a 35-40 record.

Phoenix played .500 ball through mid-January but struggled through the second half of the season, finishing third in its first season playing in the Pacific Division. The season did not lack for outstanding individual performances as **Charlie Scott** led the club in scoring with a franchise record 25.3 average and finished fifth in the NBA. He also became just the 10th guard in league history to score more than 2,000 points. Scott and **Connie Hawkins** were named to the Western Conference All-Star team. It was Scott's first appearance while Hawkins made his fourth consecutive visit.

**Neal Walk** enjoyed his finest season as a pro, averaging 20.2 points and 12.4 rebounds. He grabbed 1,006 rebounds, the only Suns center to this day to have totaled over 1,000 boards in a single season. Rookie **Corky Calhoun** from the University of Pennsylvania was the only Sun to play in all 82 games.



**FRONT ROW:** Scott English, Lamar Green, Walt Wesley, Head Coach Jerry Colangelo, Neal Walk, Connie Hawkins, Corky Calhoun.  
**BACK ROW:** Dennis Layton, Clem Haskins, Charlie Scott, Dick Van Arsdale, Paul Stovall, Trainer Joe Proski.

# FIFTY SEASONS

DATE	OPPONENT	ATTEND.	SCORE	REC.	W/L	DATE	OPPONENT	ATTEND.	SCORE	REC.	W/L
10/13	MILWAUKEE	12,408	105-117	0-1	L	1/6	@KC-OMAHA	5,183	118-112	21-21	W
10/14	@PORTLAND	6,804	124-120	1-1	W	1/10	DETROIT	8,099	123-121	22-21	W
10/15	BALTIMORE	6,372	107-98	2-1	W	1/12	GOLDEN STATE	12,103	107-108	22-22	L
10/21	SEATTLE	8,315	129-117	3-1	W	1/13	@GOLDEN STATE	8,484	116-110	23-22	W
10/24	CHICAGO	9,039	106-107	3-2	L	1/14	BALTIMORE	7,186	85-94	23-23	L
10/27	@SEATTLE	8,201	115-120	3-3	L	1/16	NEW YORK	8,252	101-102	23-24	L
10/29	@LA LAKERS	16,148	123-133	3-4	L	1/18	KC-OMAHA	8,117	96-119	23-25	L
11/3	@CHICAGO	11,089	100-115	3-5	L	1/20	LA LAKERS	12,608	104-124	23-26	L
11/4	@MILWAUKEE	10,746	105-104	4-5	W	1/25	SEATTLE	5,701	112-109	24-26	W
11/5	@CLEVELAND	3,624	107-106	5-5	W	1/26	@PORTLAND	10,057	120-116	25-26	W
11/8	CLEVELAND	7,264	107-99	6-5	W	1/27	PORTLAND	7,215	109-117	25-27	L
11/10	HOUSTON	8,613	115-109	7-5	W	2/1	LA LAKERS	10,705	106-120	25-28	L
11/12	PHILADELPHIA	8,235	119-108	8-5	W	2/3	HOUSTON	7,282	132-123	26-28	W
11/14	@NEW YORK	18,720	97-103	8-6	L	2/6	@MILWAUKEE	9,285	111-126	26-29	L
11/15	@BOSTON	8,979	94-113	8-7	L	2/7	@DETROIT	4,491	107-113	26-30	L
11/17	@BALTIMORE	5,429	106-117	8-8	L	2/8	SEATTLE	7,084	125-112	27-30	W
11/18	@ATLANTA	7,047	122-126	8-9	L	2/10	PHILADELPHIA	9,176	126-121	28-30	W
11/21	@KC-OMAHA	5,067	96-101	8-10	L	2/14	BUFFALO	6,871	124-107	29-30	W
11/23	DETROIT	7,576	128-122	9-10	W	2/16	ATLANTA	10,155	104-111	29-31	L
11/25	LA LAKERS	10,482	109-116	9-11	L	2/17	@HOUSTON	3,119	111-127	29-32	L
11/26	@LA LAKERS	17,505	107-112	9-12	L	2/18	PORTLAND	5,260	118-119	29-33	L
11/28	@GOLDEN STATE	5,043	102-110	9-13	L	2/20	@BOSTON	9,954	97-107	29-34	L
11/29	ATLANTA	7,241	109-98	10-13	W	2/21	@BALTIMORE	5,525	107-98	30-34	W
12/1	GOLDEN STATE	8,067	115-106	11-13	W	2/23	@BUFFALO	5,830	125-106	31-34	W
12/3	MILWAUKEE	8,531	101-119	11-14	L	2/24	@CHICAGO	12,753	100-122	31-35	L
12/5	@BUFFALO	3,573	97-108	11-15	L	2/25	@KC-OMAHA	10,007	111-109	32-35	W
12/6	@DETROIT	2,864	105-114	11-16	L	2/28	KC-OMAHA	7,230	107-109	32-36	L
12/7	PHIL. @PITT.	3,878	117-102	12-16	W	3/4	CHICAGO	7,085	117-118*	32-37	L
12/9	PORTLAND	7,801	116-97	13-16	W	3/6	CLEVELAND	5,236	110-102	33-37	W
12/10	@SEATTLE	10,628	102-110	13-17	L	3/8	BOSTON	10,052	134-141*	33-38	L
12/13	BOSTON	8,596	100-105	13-18	L	3/10	DETROIT	7,510	110-117	33-39	L
12/17	KC-OMAHA	6,537	112-102	14-18	W	3/12	@MILWAUKEE	10,746	95-126	33-40	L
12/19	NEW YORK	8,197	117-84	15-18	W	3/13	@NEW YORK	19,674	111-115	33-41	L
12/22	@LA LAKERS	16,733	118-110	16-18	W	3/14	@PHILADELPHIA	5,641	120-114	34-41	W
12/25	CHICAGO	10,420	115-108	17-18	W	3/16	@ATLANTA	6,512	127-135	34-42	L
12/26	@HOUSTON	3,577	110-113	17-19	L	3/18	@LA LAKERS	17,505	113-131	34-43	L
12/29	PORTLAND	10,310	106-99	18-19	W	3/21	BUFFALO	7,603	134-124	35-43	W
12/30	@PORTLAND	8,349	107-104	19-19	W	3/23	GOLDEN STATE	8,197	125-124	36-43	W
1/2	@CLEVELAND	2,850	88-111	19-20	L	3/25	MILWAUKEE	9,386	112-114	36-44	L
1/3	@DETROIT	3,626	105-119	19-21	L	3/26	@GOLDEN STATE	3,677	120-114	37-44	W
1/5	@CHICAGO	9,091	126-115	20-21	W	3/28	@SEATTLE	11,246	127-125	38-44	W

\*Overtime

## 72-73 Final Statistics

PLAYER	G	GS	MIN	3 PT			FTM-FTA	PCT	OR-DR	REB	AST	PF-DQ	STL	TO	BLK	PTS-AVG
				FGM-FGA	PCT	FGM-FGA										
SCOTT	81	—	3062	806-1809	.446	—	—	436-556	.784	—	342	495	—	—	—	2048-25.3
WALK	81	—	3114	678-1455	.466	—	—	279-355	.786	—	1006	287	—	—	—	1635-20.2
VAN ARSDALE	81	—	2979	532-1118	.476	—	—	426-496	.859	—	326	268	—	—	—	1490-18.4
HAWKINS	75	—	2768	441-920	.479	—	—	322-404	.797	—	641	304	—	—	—	1204-16.1
HASKINS	77	—	1581	339-731	.464	—	—	130-156	.833	—	173	203	—	—	—	808-10.5
JOHNSON	21	—	417	69-181	.381	—	—	25-36	.694	—	136	31	—	—	—	163-7.8
LAYTON	65	—	990	187-434	.431	—	—	90-119	.756	—	77	139	—	—	—	464-7.1
GREEN	80	—	2048	224-520	.431	—	—	89-118	.754	—	746	89	—	—	—	537-6.7
CALHOUN	82	—	2025	211-450	.469	—	—	71-96	.740	—	338	76	—	—	—	493-6.0
WESLEY(TOT)	57	—	474	77-202	.381	—	—	26-46	.565	—	151	31	—	—	—	180-3.2
WESLEY(PHX)	45	—	364	63-155	.406	—	—	18-34	.529	—	113	24	—	—	—	144-3.2
ENGLISH	29	—	196	36-93	.387	—	—	21-29	.724	—	44	15	—	—	—	93-3.2
STOVALL	25	—	211	26-76	.342	—	—	24-38	.632	—	61	13	—	—	—	76-3.0
SUNS	82	—	19730	3612-7942	.455	—	—	1931-2437	.792	—	4003	1944	—	—	—	9155-111.6
OPPONENTS	82	—	19730	3758-8005	.469	—	—	1744-2318	.752	—	4139	2166	—	—	—	9260-112.9




# Season Review 73-74

**RECORD**
**30-52**

**John MacLeod** took the Suns coaching reins from General Manager **Jerry Colangelo** during the offseason. The youthful MacLeod had coached the previous six years at the University of Oklahoma, leading the Sooners to a 90-69 record and two trips to the National Invitational Tournament.

New to the team were rookie **Mike Bantom**, the eighth pick in the 1973 NBA Draft, and **Keith Erickson**, who was acquired in the first month of the season from the L.A. Lakers in exchange for All-Star and future Hall of Famer **Connie Hawkins**. Phoenix went on a 10-game skid early in the season as they were learning a new system under MacLeod and playing one of the roughest portions of their schedule. The Suns finished fourth in the Pacific Division with a 30-52 mark, their lowest number of wins since their inaugural season.

**Charlie Scott** made his second-straight appearance in the All-Star Game and finished the season averaging 25.4 points but missed the final 29 games with a broken arm. **Dick Van Arsdale** averaged 17.8 points and led the Suns in field goal percentage (.500). Erickson was voted by fans as the Suns' Most Outstanding Player.



**FRONT ROW:** Bob Christian, Lamar Green, Neal Walk, Head Coach John MacLeod, Corky Calhoun, Mike Bantom, Keith Erickson.  
**BACK ROW:** Assistant Coach Dennis Price, Clem Haskins, Charlie Scott, Dick Van Arsdale, Jim Owens, Gary Melchionni, Trainer Joe Proski.

DATE	OPPONENT	ATTEND.	SCORE	REC.	W/L	DATE	OPPONENT	ATTEND.	SCORE	REC.	W/L
10/10	SEATTLE	8,738	115-111	1-0	W	1/5	@MILWAUKEE	9,812	109-118	16-26	L
10/12	MILWAUKEE	9,033	84-107	1-1	L	1/6	@CHICAGO	6,013	116-120*	16-27	L
10/14	GOLDEN STATE	7,030	95-120	1-2	L	1/9	HOUSTON	5,924	105-101	17-27	W
10/20	ATLANTA	8,009	118-108	2-2	W	1/11	KC-OMAHA	6,747	100-117	17-28	L
10/21	@SEATTLE	11,964	112-116	2-3	L	1/13	SEATTLE	5,769	112-123	17-29	L
10/23	@GOLDEN STATE	3,007	109-121	2-4	L	1/17	@GOLDEN STATE	3,011	120-127	17-30	L
10/24	DETROIT	6,307	99-115	2-5	L	1/19	NEW YORK	9,467	112-89	18-30	W
10/26	@KC-OMAHA	4,917	93-98	2-6	L	1/23	CLEVELAND	5,017	110-103	19-30	W
10/27	@MILWAUKEE	9,975	95-104	2-7	L	1/25	MILWAUKEE	7,660	108-112	19-31	L
10/30	@ATLANTA	9,070	101-122	2-8	L	1/27	CAPITAL	5,277	127-107	20-31	W
11/2	@DETROIT	5,317	107-114	2-9	L	1/31	PORTLAND	5,252	112-100	21-31	W
11/4	@CAPITAL	5,316	99-102	2-10	L	2/1	@LA LAKERS	13,478	110-121	21-32	L
11/7	@PHILADELPHIA	4,366	115-122	2-11	L	2/2	LA LAKERS	8,068	119-112	22-32	W
11/9	@BOSTON	9,953	107-122	2-12	L	2/5	@NEW YORK	18,884	90-106	22-33	L
11/13	CHICAGO	6,045	116-108	3-12	W	2/6	@CAPITAL	6,738	101-109	22-34	L
11/15	PHILADELPHIA	6,142	116-94	4-12	W	2/8	DETROIT	8,511	94-99	22-35	L
11/17	LA LAKERS	11,498	110-130	4-13	L	2/10	GOLDEN STATE	5,121	105-121	22-36	L
11/20	@BUFFALO	6,088	100-127	4-14	L	2/12	@PORTLAND	4,189	104-113	22-37	L
11/21	@DETROIT	3,534	104-107	4-15	L	2/14	HOUSTON	5,661	107-99	23-37	W
11/23	@CHICAGO	8,742	99-94	5-15	W	2/16	ATLANTA	8,518	124-123*	24-37	W
11/27	@HOUSTON	2,756	111-125	5-16	L	2/17	PORTLAND	5,575	112-100	25-37	W
11/29	KC-OMAHA	6,386	119-99	6-16	W	2/19	@CHICAGO	7,451	96-130	25-38	L
11/30	@PORTLAND	10,720	107-99	7-16	W	2/22	@KC-OMAHA	8,322	104-119	25-39	L
12/1	DETROIT	6,496	109-121	7-17	L	2/23	@DETROIT	7,926	107-119	25-40	L
12/4	@LA LAKERS	11,746	103-120	7-18	L	2/24	@CLEVELAND	3,288	97-101	25-41	L
12/5	GOLDEN STATE	5,553	103-97	8-18	W	2/26	@GOLDEN STATE	3,234	100-120	25-42	L
12/7	CAPITAL	6,089	114-92	9-18	W	2/27	CHICAGO	5,105	95-107	25-43	L
12/9	@CLEVELAND	3,042	117-106	10-18	W	3/1	@HOUSTON	2,547	111-117	25-44	L
12/11	@NEW YORK	18,366	97-105	10-19	L	3/3	KC-OMAHA	4,780	113-100	26-44	W
12/13	PORTLAND	5,494	108-119	10-20	L	3/5	CHICAGO	6,156	91-111	26-45	L
12/15	BOSTON	7,362	121-120	11-20	W	3/7	BOSTON	6,242	97-99	26-46	L
12/16	@SEATTLE	9,778	113-109	12-20	W	3/9	CLEVELAND	6,153	109-100	27-46	W
12/18	@PORTLAND	5,982	117-133	12-21	L	3/11	@MILWAUKEE	9,027	92-105	27-47	L
12/19	PHILADELPHIA	5,246	98-101	12-22	L	3/12	@BUFFALO	14,244	94-124	27-48	L
12/22	MILWAUKEE	8,013	121-112	13-22	W	3/13	@BOSTON	6,751	97-104	27-49	L
12/25	LA LAKERS	9,253	135-100	14-22	W	3/15	PHIL.@HERSHEY	4,473	101-108	27-50	L
12/27	SEATTLE	7,755	111-100	15-22	W	3/17	@SEATTLE	13,007	133-108	28-50	W
12/28	@LA LAKERS	13,685	107-119	15-23	L	3/20	NEW YORK	8,054	104-106*	28-51	L
12/29	BUFFALO	9,116	108-120	15-24	L	3/22	BUFFALO	8,687	126-119	29-51	W
1/2	@ATLANTA	9,232	116-113	16-24	W	3/24	GOLDEN STATE	7,011	134-121	30-51	W
1/4	@KC-OMAHA	4,837	97-122	16-25	L	3/27	@SEATTLE	12,528	123-127	30-52	L

\*Overtime

## 73-74 Final Statistics

PLAYER	G	GS	MIN	3 PT			FTM-FTA	PCT	OR-DR	REB	AST	PF-QD	STL	TO	BLK	PTS-AVG	
				FGM-FGA	PCT	FGM-FGA											PCT
SCOTT	52	—	2003	538-1171	.459	—	—	246-315	.781	64-158	222	271	194-6	99	—	22	1322-25.4
VAN ARSDALE	78	—	2832	514-1028	.500	—	—	361-423	.853	66-155	221	324	241-2	96	—	17	1389-17.8
WALK	82	—	2549	573-1245	.460	—	—	235-297	.791	235-602	837	331	255-8	73	—	57	1381-16.8
ERICKSON	66	—	2033	393-824	.477	—	—	177-221	.801	94-320	414	205	193-3	63	—	20	963-14.6
HAWKINS	8	—	223	36-74	.486	—	—	18-27	.667	14-29	43	28	20-0	8	—	3	90-11.3
HASKINS	81	—	1822	364-792	.460	—	—	171-203	.842	78-144	222	259	166-1	81	—	16	899-11.1
BANTOM	76	—	1982	314-787	.399	—	—	141-213	.662	172-347	519	163	289-15	50	—	47	769-10.1
CALHOUN	77	—	2207	268-581	.461	—	—	98-129	.760	115-292	407	135	253-4	71	—	30	634-8.2
MELCHIONI	69	—	1251	202-439	.460	—	—	92-107	.860	46-96	142	142	85-1	41	—	9	496-7.2
CHRISTIAN	81	—	1244	140-288	.486	—	—	106-151	.702	85-254	339	98	191-3	19	—	32	386-4.8
GREEN	72	—	1103	129-317	.407	—	—	38-68	.559	85-265	350	43	150-1	32	—	38	296-4.1
B.CHAMBERLAIN	28	—	367	57-130	.438	—	—	39-56	.696	33-47	80	37	74-2	20	—	12	153-5.5
OWENS	17	—	101	21-39	.538	—	—	11-14	.786	1-8	9	15	6-0	5	—	0	53-3.1
REAVES	7	—	38	6-11	.545	—	—	4-11	.364	2-6	8	1	6-0	0	—	2	16-2.3
SUNS	82	—	19755	3555-7726	.460	—	—	1737-2235	.777	1090-2723	3813	2052	2123-46	658	—	305	8847-107.8
OPPONENTS	82	—	19755	3648-7809	.467	—	—	1843-2356	.782	1220-2773	3993	2180	2003-25	610	—	396	9139-111.5

# Season Review 74-75


**RECORD**
**32-50**

The season was preceded by one of the largest transactions in Suns history with center **Neal Walk** and a second-round draft pick going to New Orleans in exchange for **Curtis Perry**, **Dennis Awtrey**, **Nate Hawthorne** and a first-round pick in 1976.

Also new to the team was rookie **John Shumate**, a 6-8 forward from Notre Dame who was the fourth pick in the 1974 NBA Draft. Unfortunately, Shumate had to sit out his rookie season so he could receive treatment for blood clots. Perry had his best season as a pro averaging 13 points and 12 rebounds, winning both the Suns' Most Outstanding and Most Popular Player awards.

**Charlie Scott**, who finished the season as the Suns' scoring leader (24.3), was the club's lone All-Star representative. On January 14, 1975, Phoenix became the "Professional Basketball Capital of the World." The 25th annual All-Star Game was the first one ever played in Phoenix. NBA Commissioner J. Walter Kennedy was presiding over his final NBA All-Star Game before retiring.

In late February, the Suns had a shot at the NBA Playoffs, but injuries to **Dick Van Arsdale** and **Keith Erickson** knocked them from contention. The Suns finished fourth in the Pacific Division with a 32-50 mark.



**FRONT ROW:** Jim Owens, Keith Erickson, Curtis Perry, Head Coach John MacLeod, Gary Melchionni, Charlie Scott, Greg Jackson.  
**BACK ROW:** Assistant Coach Dennis Price, Nate Hawthorne, Fred Saunders, Dennis Awtrey, Earl Williams, Mike Bantom, Dick Van Arsdale, Trainer Joe Proski.

DATE	OPPONENT	ATTEND.	SCORE	REC.	W/L	DATE	OPPONENT	ATTEND.	SCORE	REC.	W/L						
10/17	SEATTLE	7,215	114-97	1-0	W	1/19	@KC-OMAHA	13,155	109-97	18-24	W						
10/19	KC-OMAHA	5,377	91-94	1-1	L	1/21	PHILADELPHIA	4,267	95-101	18-25	L						
10/23	DETROIT	5,924	100-90	2-1	W	1/25	NEW ORLEANS	5,872	94-90*	19-25	W						
10/25	@SEATTLE	12,191	97-106	2-2	L	1/28	@PORTLAND	10,291	107-115	19-26	L						
10/27	@LA LAKERS	10,579	116-123	2-3	L	1/29	SEATTLE	4,273	85-99	19-27	L						
10/30	@PHILADELPHIA	5,089	104-99	3-3	W	1/31	LA LAKERS	5,871	105-101	20-27	W						
11/2	@WASHINGTON	9,160	94-108	3-4	L	2/4	WASHINGTON	4,263	90-89	21-27	W						
11/3	@CLEVELAND	7,354	101-104	3-5	L	2/5	@SEATTLE	10,002	107-102	22-27	W						
11/7	@ATLANTA	2,847	108-109	3-6	L	2/6	SEATTLE	5,865	112-105	23-27	W						
11/8	@NEW ORLEANS	3,118	105-102	4-6	W	2/8	@GOLDEN STATE	8,961	96-105	23-28	L						
11/9	@HOUSTON	2,553	101-96	5-6	W	2/12	BUFFALO	6,255	108-96	24-28	W						
11/13	PHILADELPHIA	5,071	105-100	6-6	W	2/14	BOSTON	9,338	106-112	24-29	L						
11/15	CHICAGO	7,071	95-102	6-7	L	2/15	ATLANTA	6,147	107-111	24-30	L						
11/17	GOLDEN STATE	7,820	105-106	6-8	L	2/18	BUF. @TORONTO	8,163	109-124	24-31	L						
11/19	@MILWAUKEE	9,187	108-122	6-9	L	2/19	@WASHINGTON	6,201	97-120	24-32	L						
11/20	@DETROIT	3,807	114-106	7-9	W	2/21	@NEW ORLEANS	4,563	96-98	24-33	L						
11/22	@BOSTON	13,756	94-95	7-10	L	2/23	MIL. @MADISON	8,832	106-97	25-33	W						
11/23	@BUFFALO	12,743	104-117	7-11	L	2/25	@GOLDEN STATE	8,550	111-97	26-33	W						
11/26	NEW ORLEANS	4,931	120-110	8-11	W	2/26	CLEVELAND	5,447	108-96	27-33	W						
11/28	PORTLAND	6,461	85-88	8-12	L	2/28	GOLDEN STATE	9,511	102-96	28-33	W						
11/30	HOUSTON	5,187	112-100	9-12	W	3/2	@HOUSTON	4,827	104-110	28-34	L						
12/1	@LA LAKERS	10,157	105-111	9-13	L	3/4	@KC-OMAHA	4,027	99-103	28-35	L						
12/3	ATLANTA	4,019	85-91	9-14	L	3/6	CHICAGO	7,683	88-65	29-35	W						
12/5	GOLDEN STATE	6,053	108-106	10-14	W	3/7	@PORTLAND	10,080	98-120	29-36	L						
12/7	LA LAKERS	5,603	92-88	11-14	W	3/8	HOUSTON	5,272	107-112	29-37	L						
12/8	@LA LAKERS	11,124	102-107	11-15	L	3/11	@NEW YORK	17,443	98-103	29-38	L						
12/11	PORTLAND	4,768	104-100	12-15	W	3/12	BOS. @HARTFORD	11,283	82-88	29-39	L						
12/13	CLEVELAND	5,756	85-84	13-15	W	3/14	@PHILADELPHIA	7,127	97-108	29-40	L						
12/19	MILWAUKEE	7,369	108-112	13-16	L	3/16	@ATLANTA	2,786	114-117	29-41	L						
12/21	LA LAKERS	5,437	114-104	14-16	W	3/18	@GOLDEN STATE	6,795	103-133	29-42	L						
12/23	@GOLDEN STATE	5,240	94-111	14-17	L	3/19	NEW YORK	5,492	96-101	29-43	L						
12/25	BOSTON	8,276	110-96	15-17	W	3/21	PORTLAND	4,786	108-112	29-44	L						
12/27	BUFFALO	9,205	92-108	15-18	L	3/22	@PORTLAND	11,142	92-94	29-45	L						
1/2	@NEW YORK	18,570	113-117	15-19	L	3/23	@SEATTLE	14,082	102-96	30-45	W						
1/3	@CHICAGO	6,047	99-126	15-20	L	3/25	MILWAUKEE	7,232	92-87	31-45	W						
1/5	@CLEVELAND	6,138	86-97	15-21	L	3/27	DETROIT	5,629	79-91	31-46	L						
1/8	WASHINGTON	6,770	95-102	15-22	L	3/29	KC-OMAHA	6,450	100-104	31-47	L						
1/10	PORTLAND	5,068	110-113	15-23	L	3/30	@LA LAKERS	8,546	90-104	31-48	L						
1/11	NEW YORK	7,592	113-107	16-23	W	4/2	LA LAKERS	5,610	108-106	32-48	W						
<b>25th All-Star Game @ Veterans Memorial Coliseum (Jan. 14)</b>												4/4	GOLDEN STATE	6,867	99-128	32-49	L
1/17	@CHICAGO	7,174	115-105	17-23	W	4/6	@SEATTLE	14,082	111-114	32-50	L						
1/18	@DETROIT	6,053	77-86	17-24	L												

\*Overtime

## 74-75 Final Statistics

PLAYER	G	GS	MIN	3 PT			FTM-FTA	PCT	OR-DR	REB	AST	PF-DQ	STL	TO	BLK	PTS-AVG	
				FGM-FGA	PCT	FGM-FGA											PCT
SCOTT	69	60	2592	703-1594	.441	---	---	274-351	.781	72-201	273	311	296-11	111	---	24	1680-24.3
VAN ARSDALE	70	50	2419	421-895	.470	---	---	282-339	.832	52-137	189	195	177-2	81	---	11	1124-16.1
PERRY	79	78	2688	437-917	.477	---	---	184-256	.719	347-593	940	186	288-10	108	---	78	1058-13.4
BANTON	82	50	2239	418-907	.461	---	---	185-259	.714	211-342	553	159	273-8	62	---	47	1021-12.5
ERICKSON	49	23	1469	237-557	.425	---	---	130-156	.833	70-173	243	170	150-3	50	---	12	604-12.3
AWTREY	82	72	2837	339-722	.470	---	---	132-195	.677	242-462	704	342	227-2	60	---	52	810-9.9
MELCHIONI	68	29	1529	232-539	.430	---	---	114-141	.809	45-142	187	156	116-1	48	---	12	578-8.5
SAUNDERS	69	13	1059	176-406	.433	---	---	66-95	.695	82-171	253	80	151-3	41	---	15	418-6.1
HAWTHORNE	50	2	618	118-287	.411	---	---	61-94	.649	34-58	92	39	94-0	30	---	21	297-5.9
WILLIAMS	79	10	1040	163-394	.414	---	---	45-103	.437	156-300	456	95	146-0	28	---	32	371-4.7
JACKSON(PHX)	44	18	775	69-166	.416	---	---	36-62	.581	17-50	67	93	125-5	23	---	9	174-4.0
OWENS	41	5	432	56-145	.386	---	---	12-16	.750	7-36	43	49	27-0	16	---	2	124-3.0
CALHOUN	13	0	108	12-32	.375	---	---	14-15	.933	14-19	33	4	20-0	6	---	2	38-2.9
SUNS	82		19705	3381-7561	.447	---	---	1535-2082	.737	1349-2684	4033	1879	2090-45	664	---	317	8297-101.2
OPPONENTS	82		19705	3356-7323	.458	---	---	1780-2350	.757	1112-2564	3676	2062	1992-20	870	---	412	8492-103.6

# Season Review 75-76

**RECORD**
**42-40**


The Suns opened what proved to be one of their most exciting seasons by winning 14 of their first 23 games. The 14-9 start was the best in franchise history. A string of injuries and a puzzling midseason slump had the Suns winning only four of their next 22, but after the All-Star break the Suns caught fire going 24-13 and storming into the playoffs against the Seattle SuperSonics. The team clinched its first playoff berth in six years by defeating the L.A. Lakers, 113-98, at Veterans Memorial Coliseum on April 8, 1976.

There were several reasons for the Suns turnaround: a **Charlie Scott** for **Paul Westphal** trade in the offseason, the drafting of **Alvan Adams** and **Ricky Sobers**, the acquisition of **Al Bianchi** as assistant coach, and the midseason trade that sent **John Shumate** to Buffalo and brought **Garfield Heard** to Phoenix.

Phoenix eliminated Seattle 4-2, then went on to upset the World Champion Golden State Warriors and Rick Barry, 4-3, to gain a berth in the NBA Finals against the fabled Boston Celtics, led by Dave Cowens and John Havlicek. The Suns lost the first two games in Boston, but came back to knot the series with a pair of victories in Phoenix.

Game 5 will no doubt go down in basketball history as one of the most exciting games ever played: A triple-overtime contest that eluded the Suns by a few precious seconds and cost them the World Championship. Boston won the series 4-2.

**Alvan Adams** was named the NBA Rookie of the Year and became only the 10th first-year player to be named to the midseason All-Star Game. General Manager **Jerry Colangelo** was named NBA Executive of the Year by *The Sporting News*.



**FRONT ROW:** Ricky Sobers, Phil Lumpkin, John Wetzel, Head Coach John MacLeod, Dick Van Arsdale, Paul Westphal, Pat Riley.  
**BACK ROW:** Assistant Coach Al Bianchi, Gar Heard, Curtis Perry, Dennis Awtrey, Alvan Adams, Keith Erickson, Nate Hawthorne, Trainer Joe Proski.



# FIFTY SEASONS

DATE	OPPONENT	ATTEND.	SCORE	REC.	W/L	DATE	OPPONENT	ATTEND.	SCORE	REC.	W/L
10/25	@PORTLAND	11,274	89-88	1-0	W	1/23	HOUSTON	6,341	124-115	18-24	W
10/26	@SEATTLE	13,288	99-113	1-1	L	1/24	WASHINGTON	7,263	84-100	18-25	L
11/1	@KANSAS CITY	6,632	100-106	1-2	L	1/28	@LA LAKERS	11,735	118-121	18-26	L
11/4	@CHICAGO	5,216	96-80	2-2	W	1/29	MILWAUKEE	7,125	96-105	18-27	L
11/7	@PHILADELPHIA	9,549	99-103	2-3	W	1/31	PHILADELPHIA	8,314	119-105	19-27	W
11/8	@BUFFALO	10,253	105-110	2-4	L	2/6	GOLDEN STATE	7,187	118-111	20-27	W
11/11	NEW YORK	8,576	112-81	3-4	W	2/8	@SEATTLE	13,036	107-101	21-27	W
11/13	SEATTLE	5,016	106-103	4-4	W	2/11	DETROIT	5,718	123-94	22-27	W
11/14	@LA LAKERS	11,458	107-114	4-5	L	2/13	BOSTON	8,130	108-109	22-28	L
11/19	MILWAUKEE	5,582	94-96	4-6	L	2/14	NEW ORLEANS	6,539	112-93	23-28	W
11/21	HOUSTON	6,230	107-92	5-6	W	2/17	@CHICAGO	4,313	111-114	23-29	L
11/26	BUFFALO	8,157	107-106	6-6	W	2/18	@DETROIT	3,045	94-105	23-30	L
11/28	PORTLAND	7,769	110-101	7-6	W	2/20	@NEW ORLEANS	10,519	103-102	24-30	W
11/29	@GOLDEN STATE	12,787	100-112	7-7	L	2/21	@HOUSTON	6,043	110-108	25-30	W
12/2	GOLDEN STATE	5,179	115-98	8-7	W	2/24	KANSAS CITY	6,416	117-120	25-31	L
12/5	WASHINGTON	8,065	87-92	8-8	L	2/26	ATLANTA	5,820	115-97	26-31	W
12/7	CHICAGO	4,383	114-97	9-8	W	2/28	@WASHINGTON	9,245	89-92	26-32	L
12/9	@NEW ORLEANS	7,619	104-89	10-8	W	2/29	@DETROIT	6,143	109-98	27-32	W
12/10	@HOUSTON	5,358	105-91	11-8	W	3/3	CLEVELAND	4,523	108-92	28-32	W
12/11	PHILADELPHIA	6,310	106-110	11-9	L	3/5	CHICAGO	5,245	99-97	29-32	W
12/13	LA LAKERS	7,842	116-108	12-9	W	3/6	@PORTLAND	9,142	99-118	29-33	L
12/14	@PORTLAND	10,544	105-96	13-9	W	3/7	PORTLAND	5,039	106-84	30-33	W
12/17	MILWAUKEE	5,689	116-111	14-9	W	3/10	@PHILADELPHIA	10,061	108-125	30-34	L
12/19	CLEVELAND	6,809	124-128	14-10	L	3/11	@ATLANTA	4,134	104-99	31-34	W
12/21	NEW ORLEANS	6,853	107-120	14-11	L	3/13	@CLEVELAND	17,592	77-99	31-35	L
12/25	KANSAS CITY	11,114	122-111	15-11	W	3/14	@MILWAUKEE	10,938	108-106	32-35	W
12/26	BOSTON	11,842	106-112	15-12	L	3/16	@CHICAGO	3,392	87-120	32-36	L
12/28	@MILWAUKEE	10,838	85-88	15-13	L	3/18	DETROIT	5,687	106-100	33-36	W
12/30	@NEW YORK	16,064	88-114	15-14	L	3/20	LA LAKERS	9,123	106-93	34-36	W
1/1	@WASHINGTON	4,919	103-114	15-15	L	3/23	SEATTLE	7,589	104-97	35-36	W
1/3	@ATLANTA	5,803	100-89	16-15	W	3/25	ATLANTA	6,257	107-98	36-36	W
1/4	@KANSAS CITY	5,040	86-98	16-16	L	3/27	KANSAS CITY	9,386	117-100	37-36	W
1/7	GOLDEN STATE	6,696	110-114	16-17	L	3/28	@LA LAKERS	11,732	100-97	38-36	W
1/8	@GOLDEN STATE	9,807	113-129	16-18	L	3/30	@NEW YORK	13,494	113-97	39-36	W
1/9	SEATTLE	5,774	110-112	16-19	L	3/31	@BOSTON	8,200	102-122	39-37	L
1/11	NEW YORK	6,429	98-99	16-20	L	4/2	PORTLAND	10,424	106-103	40-37	W
1/15	BUFFALO	6,138	119-126	16-21	L	4/3	@PORTLAND	9,010	97-112	40-38	L
1/17	@CLEVELAND	8,082	85-105	16-22	L	4/4	@SEATTLE	14,096	89-117	40-39	L
1/18	@DETROIT	3,054	122-118	17-22	W	4/6	@GOLDEN STATE	11,809	106-111	40-40	L
1/20	@BUFFALO	8,478	103-112	17-23	L	4/8	LA LAKERS	13,036	113-98	41-40	W
1/21	@BOSTON	11,562	100-114	17-24	L	4/10	SEATTLE	9,577	121-95	42-40	W

\*Overtime

## 75-76 Final Statistics

PLAYER	G	GS	MIN	3PT			FTM-FTA	PCT	OR-DR	REB	AST	PF-QD	STL	TO	BLK	PTS-AVG	
				FGM-FGA	PCT	PCT											
WESTPHAL	82	79	2960	657-1329	.494	---	---	365-440	.830	74-185	259	440	218-3	210	---	38	1679-20.5
ADAMS	80	79	2656	629-1341	.469	---	---	261-355	.735	215-512	727	450	274-6	121	---	116	1519-19.0
PERRY	71	71	2353	386-776	.497	---	---	175-239	.732	197-487	684	182	269-5	84	---	66	947-13.3
VAN ARSDALE	58	54	1870	276-570	.484	---	---	195-235	.830	39-98	137	140	113-2	52	---	11	747-12.9
SHUMATE	43	11	930	186-338	.550	---	---	115-183	.628	61-179	240	62	76-1	44	---	16	487-11.3
HEARD(TOT)	86		2747	392-901	.435	---	---	158-248	.637	247-622	869	190	303-2	117	---	96	942-11.0
HEARD(PHX)	36	36	1220	185-409	.452	---	---	76-113	.673	109-249	358	64	120-2	51	---	41	446-12.4
ERICKSON	74	40	1850	305-649	.470	---	---	134-157	.854	106-226	332	185	196-4	79	---	6	744-10.1
SOBERS	78	29	1898	280-623	.449	---	---	158-192	.823	80-179	259	215	253-6	106	---	7	718-9.2
HAWTHORNE	79	1	1144	182-423	.430	---	---	115-170	.676	86-123	209	46	147-0	33	---	15	479-6.1
AWTREY	74	3	1376	142-304	.467	---	---	75-109	.688	93-200	293	159	153-1	21	---	22	359-4.9
RILEY(TOT)	62		813	117-301	.389	---	---	55-77	.714	16-34	50	57	112-0	22	---	6	289-4.7
RILEY(PHX)	60	6	790	112-288	.389	---	---	54-74	.730	15-32	47	57	107-0	21	---	5	278-4.6
SAUNDERS	17	0	146	28-64	.438	---	---	6-11	.545	11-26	37	13	23-0	5	---	1	62-3.6
BANTON	7	1	68	8-26	.308	---	---	5-5	1.00	7-16	23	3	13-1	2	---	2	21-3.0
LUMPKIN	34	0	370	22-65	.338	---	---	26-30	.867	7-16	23	48	26-0	15	---	0	70-2.1
WETZEL	37	0	249	22-46	.478	---	---	20-24	.833	8-30	38	19	30-0	9	---	3	64-1.7
SUNS	82		19680	3420-7251	.472	---	---	1780-2337	.762	1108-2558	3666	2083	2018-31	853	---	349	8620-105.1
OPPONENTS	82		19680	3444-7357	.468	---	---	1682-2265	.743	1143-2513	3656	1979	2163-41	912	---	336	8570-104.5



# Season Review 76-77

## RECORD

34-48

It could have been and should have been the best of times. With the addition of first-round draft pick **Ron Lee**, and **Tom** and **Dick Van Arsdale** playing together for the first time as pros, the Suns seemed certain to make another strong playoff run. Indeed, the Suns entered the year with the highest of expectations, but had to watch helplessly as injuries eventually claimed the entire starting frontline.

**Gar Heard** and **Curtis Perry** each missed nearly half the season and **Alvan Adams**, who was injured in the fourth game of the season, did not regain top form until February. The Suns had all players healthy and available for duty for only six games the entire season and finished 34-48, fifth in the Pacific Division.

**Paul Westphal** led the club in scoring (21.3) for the second-straight season and was named to the All-NBA First Team for the first time in his career. Lee was named to the All-Rookie Team and the Suns set a new home attendance mark, averaging more than 10,000 fans per game.

Westphal was voted to the starting unit of the West squad at the All-Star Game in Milwaukee, scored 20 points and nearly captured the game's MVP award. As a team, the Suns set a new assist record (2,100) breaking the record they set in 1975-76. At the conclusion of the season, both Van Arsdales retired from the NBA.

On November 19, 1976, future Hall of Famer **Connie Hawkins** became the first Suns player to have his uniform number retired (42).



**FRONT ROW:** Dale Schleuter, Dennis Awtrey, Gar Heard, Ronnie Lee, Butch Feher, Alvan Adams, Paul Westphal.

**BACK ROW:** Head Coach John MacLeod, Ricky Sobers, Dick Van Arsdale, Keith Erickson, Ira Terrell, Tom Van Arsdale, Assistant Coach Al Bianchi, Trainer Joe Proski.

# FIFTY SEASONS

DATE	OPPONENT	ATTEND.	SCORE	REC.	W/L	DATE	OPPONENT	ATTEND.	SCORE	REC.	W/L
10/22	@NEW ORLEANS	12,234	98-111	0-1	L	1/21	INDIANA	10,957	125-96	19-23	W
10/23	@HOUSTON	6,385	126-129	0-2	L	1/23	SEATTLE	13,274	98-88	20-23	W
10/27	@SAN ANTONIO	8,919	106-115	0-3	L	1/25	SAN ANTONIO	10,814	108-116	20-24	L
10/29	@CHICAGO	9,318	95-82	1-3	W	1/27	PHILADELPHIA	13,274	111-94	21-24	W
10/30	@DENVER	17,608	107-113	1-4	L	1/29	NEW ORLEANS	13,274	118-102	22-24	W
11/5	@SEATTLE	11,902	84-88	1-5	L	1/30	@PORTLAND	12,311	91-97	22-25	L
11/11	INDIANA	10,152	108-98	2-5	W	2/2	MILWAUKEE	7,364	130-113	23-25	W
11/13	CLEVELAND	8,671	90-103	2-6	L	2/4	GOLDEN STATE	12,849	106-109	23-26	L
11/17	MILWAUKEE	7,017	103-95	3-6	W	2/6	DENVER	11,826	115-104	24-26	W
11/18	@GOLDEN STATE	9,965	111-131	3-7	L	2/8	ATLANTA	7,495	117-104	25-26	W
11/19	NY NETS	8,506	88-90	3-8	L	2/10	WASHINGTON	11,352	103-109	25-27	L
11/21	CHICAGO	7,589	101-96	4-8	W	2/15	@KANSAS CITY	7,313	96-102	25-28	L
11/25	WASHINGTON	8,614	104-98	5-8	W	2/16	@INDIANA	9,553	93-111	25-29	L
11/27	SEATTLE	10,553	119-107	6-8	W	2/18	@PHILADELPHIA	16,660	102-96	26-29	W
11/30	@INDIANA	8,581	97-103	6-9	L	2/19	@CLEVELAND	17,882	88-92	26-30	L
12/1	@NY NETS	5,103	106-96	7-9	W	2/20	@DETROIT	7,233	107-109	26-31	L
12/3	PORTLAND	11,339	99-113	7-10	L	2/22	@BUFFALO	6,143	114-115	26-32	L
12/5	SAN ANTONIO	8,235	103-98	8-10	W	2/24	HOUSTON	9,835	106-109	26-33	L
12/8	HOUSTON	8,117	116-95	9-10	W	2/26	BOSTON	12,353	104-108	26-34	L
12/10	@BOSTON	12,878	107-103	10-10	W	3/2	CHICAGO	8,823	104-108*	26-35	L
12/11	@NY KNICKS	15,263	96-112	10-11	L	3/4	GOLDEN STATE	8,750	87-101	26-36	L
12/12	@ATLANTA	2,507	106-91	11-11	W	3/6	@WASHINGTON	14,189	110-118	26-37	L
12/14	@BUFFALO	7,132	99-108	11-12	L	3/8	@SAN ANTONIO	10,011	115-122	26-38	L
12/15	@PHILADELPHIA	11,363	87-97	11-13	L	3/9	@HOUSTON	6,421	100-105	26-39	L
12/17	@LA LAKERS	9,816	105-118	11-14	L	3/11	@NY NETS	6,730	73-82	26-40	L
12/18	KANSAS CITY	9,482	89-90	11-15	L	3/13	@BOSTON	14,859	107-124	26-41	L
12/23	BUFFALO	10,834	107-92	12-15	W	3/16	NY KNICKS	9,717	124-91	27-41	W
12/25	LA LAKERS	13,274	113-96	13-15	W	3/18	NEW ORLEANS	10,285	100-104	27-42	L
12/28	@DENVER	17,595	102-110	13-16	L	3/20	PORTLAND	7,174	126-106	28-42	W
12/29	BOSTON	13,274	97-87	14-16	W	3/24	BUFFALO	8,410	102-107	28-43	L
1/2	K.C. @OMAHA	4,226	88-89	14-17	L	3/25	@LA LAKERS	13,507	93-118	28-44	L
1/4	@MILWAUKEE	8,871	111-139	14-18	L	3/26	LA LAKERS	8,150	102-109	28-45	L
1/5	@DETROIT	6,249	115-118	14-19	L	3/27	@SEATTLE	14,096	121-100	29-45	W
1/7	@WASHINGTON	6,072	89-99	14-20	L	3/29	@MILWAUKEE	8,945	122-110	30-45	W
1/8	@NY KNICKS	18,589	95-102	14-21	L	3/30	@NEW ORLEANS	6,237	100-112	30-46	L
1/10	@ATLANTA	2,408	93-92	15-21	W	4/1	DETROIT	8,506	133-116	31-46	W
1/11	@CHICAGO	6,446	90-93	15-22	L	4/3	DENVER	7,501	109-124	31-47	L
1/13	DETROIT	13,274	131-101	16-22	W	4/5	ATLANTA	7,668	108-102	32-47	W
1/15	CLEVELAND	13,274	94-79	17-22	W	4/7	KANSAS CITY	8,462	121-110	33-47	W
1/19	NY KNICKS	13,035	97-90	18-22	W	4/8	@PORTLAND	12,536	111-122	33-48	L
1/20	@GOLDEN STATE	10,886	103-107	18-23	L	4/10	NY NETS	8,476	128-104	34-48	W

\*Overtime

## 76-77 Final Statistics

PLAYER	G	GS	MIN	3PT			FTM-FTA	PCT	OR-DR	REB	AST	PF-QD	STL	TO	BLK	PTS-AVG	
				FGM-FGA	PCT	PCT											
WESTPHAL	81	79	2600	682-1317	.518	---	---	362-439	.825	57-133	190	459	171-1	134	---	21	1726-21.3
ADAMS	72	67	2275	522-1102	.474	---	---	252-334	.754	180-472	652	322	260-4	95	---	87	1296-18.0
SOBERS	79	48	2007	414-834	.496	---	---	243-289	.841	82-152	234	238	258-3	93	---	14	1071-13.6
PERRY	44	42	1390	179-414	.432	---	---	112-142	.789	149-246	395	79	163-3	49	---	28	470-10.7
LEE	82	34	1845	347-786	.441	---	---	142-210	.676	99-200	299	263	276-10	156	---	33	836-10.2
HEARD	46	35	1362	173-457	.379	---	---	100-138	.725	120-320	440	89	139-2	55	---	55	446-9.7
TERRELL	78	36	1747	277-545	.508	---	---	111-176	.631	99-288	387	103	165-0	41	---	47	665-8.5
DVAN ARSDALE	78	3	1537	227-498	.456	---	---	145-166	.873	31-86	117	120	94-0	35	---	5	599-7.7
ERICKSON	50	3	950	142-294	.483	---	---	37-50	.740	36-108	144	104	122-0	30	---	7	321-6.4
TVAN ARSDALE	77	28	1425	171-395	.433	---	---	102-145	.703	47-137	184	67	163-0	20	---	3	444-5.8
AWTREY	72	26	1757	160-373	.429	---	---	91-126	.722	111-245	356	182	170-1	23	---	31	411-5.7
FEHER	48	9	485	86-162	.531	---	---	76-99	.768	18-56	74	36	46-0	11	---	7	248-5.2
SCHLEUTER	39	0	335	26-72	.361	---	---	18-31	.581	30-50	80	38	62-0	8	---	8	70-1.8
SUNS	82		19705	3406-7249	.470	---	---	1791-2345	.764	1059-2493	3552	2100	2089-24	750	---	346	8603-104.9
OPPONENTS	82		19705	3320-7192	.462	---	---	1903-2525	.754	1180-2594	3774	1856	2325-39	897	---	440	8543-104.2

# Season Review 77-78

## RECORD

49-33

The Suns announced a blockbuster trade just before the opening of the season: **Ricky Sobers** to Indiana for **Don Buse**, an All-Star and the NBA leader in both assists and steals. With Buse and rookie **Walter Davis** in the starting lineup, the Suns bolted from the gate and were 19-11 by Christmas and 34-16 by the February All-Star break. They finished with a 49-33 record, fourth best in the league, but were second in the Pacific Division behind the formidable Portland Trail Blazers, led by Bill Walton.

It was a record year for the Suns in many ways. A franchise record was set for attendance (11,464 per game). On the court, the Suns set NBA records for team steals in a season (1,059) as well as tying the league mark for assists (2,338). Davis and **Paul Westphal** were among the league's top 10 scorers, both averaging better than 24 points per game; both were named All-NBA Second Team and both participated for the West at the All-Star Game in Atlanta.

At the All-Star break, the Suns lost **Curtis Perry** with back problems and went the rest of the season with five rookies on the roster, more than any other NBA club. In the opening round of the playoffs the Suns were upset in two-straight games by the Milwaukee Bucks.

Davis went on to become the league's Rookie of the Year, the second such distinction for a Suns' player since **Alvan Adams** won the award following 1975-76 season. Buse was named to the NBA All-Defensive Team while **Ron Lee** led the league with 2.7 steals per game.



**FRONT ROW:** Head Coach John MacLeod, Paul Westphal, Don Buse, Trainer Joe Proski (kneeling), Greg Griffin, Walter Davis, Mike Bratz, Assistant Coach Al Bianchi.

**BACK ROW:** Ronnie Lee, Curtis Perry, Alvan Adams, Dennis Awtrey, Bayard Forrest, Alvin Scott, Ira Terrell, Garfield Heard.

DATE	OPPONENT	ATTEND.	SCORE	REC.	W/L	DATE	OPPONENT	ATTEND.	SCORE	REC.	W/L
10/18	GOLDEN STATE	9,128	100-83	1-0	W	1/19	NEW YORK	10,935	134-114	28-14	W
10/23	@LA LAKERS	10,481	104-101	2-0	W	1/20	@GOLDEN STATE	13,237	104-119	28-15	L
10/25	SEATTLE	10,917	93-86	3-0	W	1/22	WASHINGTON	12,660	114-101	29-15	W
10/28	@NEW ORLEANS	10,342	107-114	3-1	L	1/25	HOUSTON	9,277	118-96	30-15	W
10/29	@HOUSTON	8,557	112-125	3-2	L	1/27	PHILADELPHIA	12,660	110-101	31-15	W
10/31	SAN ANTONIO	10,030	143-145	3-3	L	1/29	NEW JERSEY	10,327	131-100	32-15	W
11/3	@SAN ANTONIO	8,394	110-89	4-3	W	1/31	K.C. @OMAHA	5,182	112-102	33-15	W
11/4	@WASHINGTON	8,742	96-113	4-4	L	2/1	@DETROIT	5,143	120-127	33-16	L
11/5	@CHICAGO	13,424	94-111	4-5	L	2/3	MILWAUKEE	12,660	115-105	34-16	W
11/10	NEW ORLEANS	10,297	127-111	5-5	W	2/9	ATLANTA	9,877	125-98	35-16	W
11/13	INDIANA	12,550	116-107	6-5	W	2/12	WASHINGTON	12,467	121-109	36-16	W
11/18	CHICAGO	12,543	103-101	7-5	W	2/14	@PORTLAND	12,666	100-113	36-17	L
11/20	SAN ANTONIO	9,677	134-112	8-5	W	2/16	BOSTON	12,660	95-98	36-18	L
11/22	LA LAKERS	10,130	118-107	9-5	W	2/17	@GOLDEN STATE	13,185	92-111	36-19	L
11/24	@CLEVELAND	15,445	82-97	9-6	L	2/18	INDIANA	12,660	114-101	37-19	W
11/25	@INDIANA	15,448	118-110	10-6	W	2/21	@BUFFALO	4,409	114-111	38-19	W
11/27	DENVER	10,658	115-97	11-6	W	2/22	ATL. @CHARLOTTE	5,843	95-107	38-20	L
11/29	@PORTLAND	12,666	96-108	11-7	L	2/24	@WASHINGTON	12,432	120-121*	38-21	L
12/2	PORTLAND	12,660	103-106	11-8	L	2/25	@NEW YORK	17,197	115-122	38-22	L
12/4	ATLANTA	9,577	89-96	11-9	L	2/28	@CHICAGO	14,713	115-126	38-23	L
12/6	@KANSAS CITY	5,976	103-92	12-9	W	3/1	DETROIT	10,161	102-115	38-24	L
12/7	@DETROIT	3,588	113-107*	13-9	W	3/3	MILWAUKEE	11,139	132-126	39-24	W
12/10	HOUSTON	8,761	110-93	14-9	W	3/5	PHILADELPHIA	12,145	92-104	39-25	L
12/14	BUFFALO	10,597	113-103	15-9	W	3/7	@DENVER	17,428	126-112	40-25	W
12/16	@NEW ORLEANS	8,172	126-113	16-9	W	3/9	CHICAGO	11,748	112-103	41-25	W
12/17	@HOUSTON	8,134	101-97	17-9	W	3/11	LA LAKERS	12,660	120-114	42-25	W
12/18	@ATLANTA	8,062	129-134**	17-10	L	3/12	@LA LAKERS	17,505	112-128	42-26	L
12/20	NEW YORK	13,548	110-99	18-10	W	3/14	@MILWAUKEE	10,938	106-121	42-27	L
12/21	@PHILADELPHIA	14,671	119-125	18-11	L	3/15	@NEW JERSEY	4,260	98-117	42-28	L
12/23	BOSTON	12,660	129-110	19-11	W	3/17	@BOSTON	15,276	108-115	42-29	L
12/26	@DENVER	17,297	108-127	19-12	L	3/19	@CLEVELAND	15,622	123-112	43-29	W
12/27	SEATTLE	12,543	131-105	20-12	W	3/21	@INDIANA	10,633	115-119	43-30	L
12/29	KANSAS CITY	12,660	110-104	21-12	W	3/23	NEW YORK	12,660	120-108	44-30	W
12/30	@SEATTLE	14,098	110-121	21-13	L	3/25	BUFFALO	11,642	112-106	45-30	W
1/3	@MILWAUKEE	8,571	125-103	22-13	W	3/29	PORTLAND	12,660	127-94	46-30	W
1/4	@NEW JERSEY	4,067	83-115	22-14	L	3/31	KANSAS CITY	10,590	136-112	47-30	W
1/5	BOS. @HARTFORD	10,019	121-111	23-14	W	4/2	GOLDEN STATE	11,040	105-99	48-30	W
1/7	@BUFFALO	7,029	107-97	24-14	W	4/4	@SAN ANTONIO	9,112	119-125	48-31	L
1/11	NEW ORLEANS	12,660	142-99	25-14	W	4/6	DENVER	12,660	105-111	48-32	L
1/13	DETROIT	12,660	111-100	26-14	W	4/7	@SEATTLE	14,098	83-95	48-33	L
1/15	CLEVELAND	11,787	113-104	27-14	W	4/10	NEW JERSEY	12,226	120-109	49-33	W

\*Overtime

## 77-78 Final Statistics

PLAYER	G	GS	MIN	3 PT			FTM-FTA	PCT	OR-DR	REB	AST	PF-QD	STL	TO	BLK	PTS-AVG	
				FGM-FGA	PCT	PCT											
WESTPHAL	80	80	2480	809-1568	.516	---	---	396-487	.813	41-123	164	437	162-0	138	280	31	2014-25.2
DAVIS	81	81	2592	786-1494	.526	---	---	387-466	.830	158-326	484	273	242-2	113	283	20	1959-24.2
ADAMS	70	49	1911	434-895	.485	---	---	214-293	.730	158-407	565	225	242-8	86	234	63	1082-15.5
LEE	82	2	1927	417-950	.439	---	---	170-228	.746	95-159	254	305	257-3	225	221	17	1004-12.7
BUSE	82	82	2550	287-626	.458	---	---	112-136	.824	59-190	249	391	144-0	185	124	14	686-8.4
HEARD	80	73	2096	265-625	.424	---	---	90-147	.612	166-486	652	132	213-0	129	120	101	620-7.8
SCOTT	81	5	1539	180-369	.488	---	---	132-191	.691	135-222	357	88	158-0	52	85	40	492-6.1
PERRY	45	4	819	110-243	.453	---	---	51-65	.785	87-163	250	48	120-2	34	63	22	271-6.0
BRATZ	80	0	936	159-395	.403	---	---	56-68	.824	42-73	115	123	104-1	39	89	5	374-4.7
FORREST	64	0	890	111-238	.466	---	---	49-103	.476	84-166	250	129	105-0	23	84	34	271-4.2
GRIFFIN	36	0	421	61-169	.361	---	---	23-36	.639	44-59	103	24	56-0	16	39	0	145-4.0
AWTREY	81	34	1620	112-264	.424	---	---	69-109	.633	97-205	302	163	153-0	19	127	25	293-3.6
SUNS	82		19680	3731-7836	.476	---	---	1749-2329	.751	1166-2579	3745	2338	1956-161059	1766	372	9211	112.3
OPPONENTS	82		19680	3578-7622	.469	---	---	1749-2319	.754	1202-2743	3945	1988	2178-41	937	1969	372	8905-108.6

# Season Review 78-79

**RECORD****50-32**

Phoenix opened the regular season with the same starting lineup that began the 1977-78 season: **Walter Davis** and **Gar Heard** at forward, **Alvan Adams** at center, with **Paul Westphal** and **Don Buse** at guard. The Suns won five of their first six games and were 24-14 by January 1. By the All-Star break, the Suns were 32-20. For the third-straight year, Westphal was an All-Star starter, and Davis made it for the second-straight year.

On January 12, 1979, the Suns obtained **Leonard "Truck" Robinson** from the New Orleans Jazz in exchange for **Ron Lee**, **Marty Byrnes**, first-round picks in 1979 and 1980 and undisclosed cash. With an emotional overtime win over Seattle at Phoenix on March 30, the Suns qualified for the playoffs for the second year in a row and the fourth time in their 11 NBA seasons.

The regular season ended in spectacular fashion with the Suns capturing a record 50th win in the season's 80th game.

Phoenix led the NBA in steals with 915 (11.2 per game). Westphal was named All-NBA First Team, Davis was named to the second team. Buse was again named to the All-Defensive First Team. In the playoffs, the Suns got by Portland (2-1) and thrashed Kansas City (4-1), but lost to eventual World Champion Seattle SuperSonics, 4-3, in a hard-fought Western Conference Finals series.



**FRONT ROW:** Head Coach John MacLeod, Paul Westphal, Ted McClain, Trainer Joe Proski (kneeling), Don Buse, Mike Bratz, Assistant Coach Al Bianchi.

**BACK ROW:** Leonard Robinson, Alvin Scott, Alvan Adams, Bayard Forrest, Walter Davis, Joel Kramer, Garfield Heard.

# FIFTY SEASONS

DATE	OPPONENT	ATTEND.	SCORE	REC.	W/L	DATE	OPPONENT	ATTEND.	SCORE	REC.	W/L
10/13	SAN DIEGO	11,217	128-114	1-0	W	1/7	@NEW JERSEY	3,439	112-117	26-16	L
10/15	GOLDEN STATE	9,750	129-110	2-0	W	1/11	SEATTLE	12,660	106-109	26-17	L
10/17	SAN ANTONIO	8,755	107-110	2-1	L	1/13	INDIANA	12,660	99-102	26-18	L
10/18	@GOLDEN STATE	7,139	122-112	3-1	W	1/17	@MILWAUKEE	10,661	118-123	26-19	L
10/22	@PORTLAND	12,666	124-116	4-1	W	1/18	@DETROIT	5,839	97-87	27-19	W
10/24	MILWAUKEE	11,728	124-116	5-1	W	1/20	HOUSTON	12,660	116-97	28-19	W
10/25	@DENVER	14,448	104-108	5-2	L	1/24	PHILADELPHIA	12,660	101-94	29-19	W
10/27	@CHICAGO	7,807	115-110*	6-2	W	1/26	NEW YORK	11,813	108-107	30-19	W
10/28	@KANSAS CITY	9,534	102-112	6-3	L	1/28	NEW JERSEY	12,357	114-117	30-20	L
10/31	NEW YORK	11,197	120-108	7-3	W	1/31	MILWAUKEE	11,736	123-118	31-20	W
11/2	@NEW ORLEANS	6,943	106-99	8-3	W	2/2	SAN ANTONIO	12,660	133-108	32-20	W
11/4	@HOUSTON	9,163	103-110	8-4	L	2/6	@PORTLAND	12,666	93-110	32-21	L
11/8	CLEVELAND	9,311	118-96	9-4	W	2/9	ATLANTA	11,928	102-105	32-22	L
11/10	DENVER	10,277	132-150	9-5	L	2/11	CLEVELAND	10,972	136-101	33-22	W
11/12	NEW ORLEANS	9,158	128-122	10-5	W	2/15	WASHINGTON	12,660	119-108	34-22	W
11/15	@SAN ANTONIO	10,489	125-119	11-5	W	2/16	SEATTLE	23,103	104-119	34-23	L
11/17	@PHILADELPHIA	11,513	94-95	11-6	L	2/17	NEW ORLEANS	12,660	136-112	35-23	W
11/18	@DETROIT	10,789	119-105	12-6	W	2/20	@NEW YORK	10,921	117-107	36-23	W
11/21	@CLEVELAND	6,524	110-108	13-6	W	2/21	@NEW JERSEY	3,812	112-123	36-24	L
11/22	@INDIANA	9,432	115-110	14-6	W	2/23	@KANSAS CITY	10,768	112-121	36-25	L
11/24	HOUSTON	12,660	120-113	15-6	W	2/24	@ATLANTA	12,281	85-110	36-26	L
11/26	CHICAGO	10,921	125-109	16-6	W	2/28	INDIANA	10,735	103-102	37-26	W
11/28	@CHICAGO	7,826	112-124	16-7	L	3/2	DENVER	11,835	105-119	37-27	L
11/30	DETROIT	9,633	119-109	17-7	W	3/4	PHILADELPHIA	10,722	119-94	38-27	W
12/1	@LA LAKERS	10,529	122-130	17-8	L	3/8	CHICAGO	10,126	132-117	39-27	W
12/2	GOLDEN STATE	9,167	108-116	17-9	L	3/11	@INDIANA	14,173	111-112	39-28	L
12/6	ATLANTA	10,345	136-109	18-9	W	3/13	@CLEVELAND	7,690	124-120	40-28	W
12/8	@BOSTON	11,762	124-104	19-9	W	3/14	@BOSTON	10,308	126-117	41-28	W
12/9	@WASHINGTON	17,438	98-101	19-10	L	3/16	@SAN ANTONIO	14,864	128-122	42-28	W
12/12	@MILWAUKEE	10,938	114-120	19-11	L	3/17	@HOUSTON	12,557	122-134	42-29	L
12/16	LA LAKERS	11,327	119-100	20-11	W	3/18	@NEW ORLEANS	5,108	117-121	42-30	L
12/17	@SAN DIEGO	6,068	110-116	20-12	L	3/21	BOSTON	11,568	134-113	43-30	W
12/20	WASHINGTON	9,789	129-137	20-13	L	3/23	KANSAS CITY	12,660	126-107	44-30	W
12/22	KANSAS CITY	10,533	123-103	21-13	W	3/25	@GOLDEN STATE	10,651	111-95	45-30	W
12/26	@DENVER	16,325	106-102	22-13	W	3/28	LA LAKERS	11,805	112-106	46-30	W
12/28	PORTLAND	12,510	129-127*	23-13	W	3/30	SEATTLE	12,660	113-111*	47-30	W
12/29	@SEATTLE	20,565	92-119	23-14	L	4/1	DETROIT	10,550	116-105	48-30	W
12/30	BOSTON	12,660	112-109	24-14	W	4/4	PORTLAND	11,305	106-95	49-30	W
1/2	@NEW YORK	11,266	114-102	25-14	W	4/6	SAN DIEGO	12,660	118-117	50-30	W
1/5	@WASHINGTON	14,929	94-104	25-15	L	4/7	@SAN DIEGO	11,614	116-120	50-31	L
1/6	@PHILADELPHIA	16,109	143-139	26-15	W	4/8	@LA LAKERS	11,973	103-111	50-32	L

\*Overtime

## 78-79 Final Statistics

PLAYER	G	GS	MIN	3PT			FTM-FTA	PCT	OR-DR	REB	AST	PF-QD	STL	TO	BLK	PTS-AVG	
				FGM-FGA	PCT	PCT											
WESTPHAL	81	81	2641	801-1496	.535	---	---	339-405	.837	35-124	159	529	159-11	111	232	26	1941-24.0
DAVIS	79	78	2433	764-1362	.561	---	---	340-409	.831	111-262	373	339	250-5	147	293	26	1868-23.6
ADAMS	77	74	2364	569-1073	.530	---	---	231-289	.799	220-485	705	360	246-4	110	279	63	1369-17.8
ROBINSON(TOT)	69	63	2539	566-1152	.491	---	---	324-462	.701	195-607	802	113	206-2	46	233	75	1456-21.1
ROBINSON(PHX)	26	20	757	169-333	.508	---	---	79-123	.642	56-169	225	39	76-1	17	90	12	417-16.0
LEE	43	1	946	173-383	.452	---	---	74-104	.712	42-71	113	132	138-2	69	116	4	420-9.8
BRATZ	77	0	1294	242-533	.454	---	---	139-170	.818	55-86	141	179	151-0	64	135	7	623-8.1
BUSE	82	82	2542	285-576	.495	---	---	70-91	.769	44-173	217	356	149-0	156	96	18	640-7.8
BYRNES	43	0	735	109-223	.489	---	---	73-100	.730	49-48	97	61	69-0	15	79	2	291-6.8
SCOTT	81	28	1733	212-396	.535	---	---	120-168	.714	104-256	360	126	139-2	80	99	62	544-6.7
HEARD	63	37	1216	162-367	.441	---	---	71-103	.689	98-253	351	60	141-1	53	60	57	395-6.3
KRAMER	82	1	1402	181-370	.489	---	---	125-176	.710	134-203	337	92	224-2	45	98	23	487-5.9
MCCLAIN	36	0	464	62-132	.470	---	---	42-46	.913	25-44	69	60	51-0	19	54	0	166-4.6
FORREST	75	8	1245	118-272	.434	---	---	62-115	.539	110-205	315	167	151-1	29	107	37	298-4.0
SUNS	82		19680	3847-7516	.512	---	---	1765-2299	.768	1083-2379	3462	2500	1944-19	915	1760	337	9459-115.4
OPPONENTS	82		19680	3775-7626	.495	---	---	1606-2127	.755	1238-2424	3662	2091	2144-33	890	1841	402	9156-111.7



# Season Review 79-80


**RECORD**
**55-27**

Phoenix opened the regular season on October 12 with a starting lineup of **Walter Davis** and **Truck Robinson** at forward, **Alvan Adams** at center and **Don Buse** and **Paul Westphal** at guard. The Suns were the only team in the NBA with five former All-Star participants as starters. By the All-Star break, Phoenix was 35-19.

On February 15, the Suns obtained center **Rich Kelley** from the New Jersey Nets in exchange for a second-round draft pick in 1983, a first-round pick in 1982 and cash. The Suns chased Seattle and the L.A. Lakers for the Pacific Division lead for virtually the entire 82-game schedule, moving into a tie for the lead in late November and early December. For the majority of the season, the Suns were locked in third place in the Pacific.

For the second season in a row Buse, Adams, Davis and Westphal all finished with over 300 assists, the only time in NBA history that four players on the same team had accomplished the feat. Davis and Westphal played in the NBA All-Star Game in Washington. Westphal and Davis were named to the All-NBA First Team and Second Teams, respectively. In the playoffs, the Suns defeated Kansas City, 2-1, then lost to the L.A. Lakers, 4-1.

In the winter of 1980, the **Phoenix Suns Gorilla** arrived on the scene in the form of an Eastern Onion singing telegram messenger. He was invited back, and has "hung" around ever since.



**FRONT ROW:** Assistant Coach John Wetzel, Don Buse, Paul Westphal, Trainer Joe Proski (kneeling), Head Coach John MacLeod, Johnny High, Mike Bratz, Assistant Coach Al Bianchi.

**BACK ROW:** Walter Davis, Alvin Scott, Leonard Robinson, Alvan Adams, Bayard Forrest, Jeff Cook, Joel Kramer, Gar Heard.

# FIFTY SEASONS

DATE	OPPONENT	ATTEND.	SCORE	REC.	W/L	DATE	OPPONENT	ATTEND.	SCORE	REC.	W/L
10/12	GOLDEN STATE	11,785	97-89	1-0	W	1/5	@HOUSTON	9,122	110-111	26-16	L
10/14	CHICAGO	10,039	112-102	2-0	W	1/9	GOLDEN STATE	11,706	113-100	27-16	W
10/16	SEATTLE	10,253	102-86	3-0	W	1/12	@GOLDEN STATE	9,547	96-107	27-17	L
10/19	@MILWAUKEE	10,938	94-95	3-1	L	1/13	UTAH	10,725	106-103	28-17	W
10/20	@CHICAGO	12,117	104-116	3-2	L	1/15	@DENVER	13,057	107-99	29-17	W
10/21	@KANSAS CITY	6,648	85-122	3-3	L	1/16	@UTAH	6,588	115-108	30-17	W
10/23	MILWAUKEE	10,538	108-114	3-4	L	1/17	ATLANTA	12,660	101-99	31-17	W
10/24	@GOLDEN STATE	6,296	110-108*	4-4	W	1/19	SAN DIEGO	12,660	137-123	32-17	W
10/26	@SEATTLE	18,514	92-86	5-4	W	1/23	NEW YORK	11,504	109-119	32-18	L
10/28	@PORTLAND	12,666	89-88	6-4	W	1/25	MILWAUKEE	12,660	110-96	33-18	W
10/30	SAN ANTONIO	11,489	142-109	7-4	W	1/27	PHILADELPHIA	12,660	125-118	34-18	W
11/2	@LA LAKERS	14,344	110-112	7-5	L	1/29	@SAN DIEGO	11,428	121-133	34-19	L
11/6	@UTAH	6,197	120-107	8-5	W	1/30	DENVER	11,069	122-114	35-19	W
11/7	SAN DIEGO	11,097	102-114	8-6	L	2/6	KANSAS CITY	12,310	97-95	36-19	W
11/9	CLEVELAND	10,911	110-106	9-6	W	2/8	@CHICAGO	10,403	113-109	37-19	W
11/11	DENVER	11,118	116-91	10-6	W	2/10	@MILWAUKEE	10,938	107-109	37-20	L
11/14	INDIANA	9,762	104-100	11-6	W	2/13	BOSTON	12,660	135-134	38-20	W
11/16	PORTLAND	11,464	98-97	12-6	W	2/15	WASHINGTON	12,660	116-104	39-20	W
11/18	GOLDEN STATE	10,409	95-99	12-7	L	2/17	NEW JERSEY	12,466	128-98	40-20	W
11/20	@SAN DIEGO	6,992	110-117	12-8	L	2/19	@CLEVELAND	5,739	109-128	40-21	L
11/21	KANSAS CITY	10,704	128-120	13-8	W	2/21	@DETROIT	5,317	125-116	41-21	W
11/23	LA LAKERS	12,660	126-112	14-8	W	2/22	@ATLANTA	13,150	104-111	41-22	L
11/24	@DENVER	13,664	115-101	15-8	W	2/24	@INDIANA	9,174	113-105	42-22	W
11/25	@PORTLAND	12,666	87-86	16-8	W	2/26	@DENVER	11,149	112-121	42-23	L
11/28	@SEATTLE	28,248	116-127	16-9	L	2/27	MILWAUKEE	11,683	110-119*	42-24	L
12/1	CHICAGO	12,660	99-86	17-9	W	2/28	@UTAH	6,903	111-101	43-24	W
12/4	@NEW YORK	11,042	114-118	17-10	L	3/2	LA LAKERS	12,660	123-115	44-24	W
12/5	@NEW JERSEY	5,162	100-115	17-11	L	3/5	SEATTLE	12,660	127-111	45-24	W
12/7	@BOSTON	15,320	92-100	17-12	L	3/7	UTAH	12,245	110-94	46-24	W
12/8	@PHILADELPHIA	12,051	96-117	17-13	L	3/9	CHICAGO	11,210	113-103*	47-24	W
12/11	@WASHINGTON	8,216	123-99	18-13	W	3/12	@GOLDEN STATE	6,936	122-113	48-24	W
12/13	HOUSTON	11,841	121-113	19-13	W	3/15	@SAN DIEGO	10,635	109-120	48-25	L
12/15	DETROIT	11,844	126-105	20-13	W	3/16	@LA LAKERS	16,587	106-128	48-26	L
12/19	UTAH	10,501	117-99	21-13	W	3/18	@KANSAS CITY	11,448	112-109	49-26	W
12/21	@CHICAGO	5,706	127-117	22-13	W	3/19	LA LAKERS	12,660	112-108	50-26	W
12/22	@KANSAS CITY	8,868	115-111	23-13	W	3/21	@PORTLAND	12,666	111-100	51-26	W
12/23	@MILWAUKEE	10,938	106-103	24-13	W	3/23	DENVER	11,705	118-102	52-26	W
12/26	PORTLAND	12,660	119-99	25-13	W	3/25	@SEATTLE	34,152	95-104	52-27	L
12/28	KANSAS CITY	12,660	118-112	26-13	W	3/26	SEATTLE	12,660	109-99	53-27	W
12/30	@LA LAKERS	15,544	105-113	26-14	L	3/28	PORTLAND	12,224	114-100	54-27	W
1/2	@SAN ANTONIO	8,276	109-118	26-15	L	3/30	SAN DIEGO	10,807	122-104	55-27	W

\*Overtime

## 79-80 Final Statistics

PLAYER	G	GS	MIN	3 PT			FTM-FTA	PCT	OR-DR	REB	AST	PF-QD	STL	TO	BLK	PTS-AVG	
				FGM-FGA	PCT	FGM-FGA											PCT
WESTPHAL	82	82	2665	692-1317	.525	26-93	.280	382-443	.862	46-141	187	416	162-0	119	207	35	1792-21.9
DAVIS	75	73	2310	657-1166	.563	0-4	.000	299-365	.819	75-197	272	337	202-2	114	242	19	1613-21.5
ROBINSON	82	82	2706	545-1064	.512	0-0	—	325-487	.667	213-557	770	142	262-2	58	251	59	1415-17.3
ADAMS	75	64	2168	465-875	.531	0-2	.000	188-236	.797	158-451	609	322	237-4	108	218	55	1118-14.9
KELLEY(TOT)	80	25	1840	229-484	.473	0-3	.000	244-310	.787	200-315	515	178	273-5	78	198	96	702-8.8
KELLEY(PHX)	23	0	373	43-85	.506	0-0	—	47-60	.783	44-74	118	50	58-0	28	46	17	133-5.8
BRATZ	82	1	1591	269-687	.392	21-86	.244	141-162	.870	50-117	167	223	165-0	93	135	9	700-8.5
BUSE	81	81	2503	261-589	.443	19-79	.241	85-128	.664	70-163	233	320	111-0	132	91	10	626-7.7
COOK	66	14	904	129-275	.469	0-3	.000	104-129	.806	90-151	241	84	102-0	28	7	18	362-5.5
HIGH	82	0	1123	144-323	.446	1-7	.143	120-178	.674	69-104	173	119	172-1	71	123	15	409-5.0
HEARD	82	5	1402	171-410	.417	0-2	.000	64-86	.744	118-262	380	97	177-0	84	88	49	406-5.0
SCOTT	79	4	1304	127-301	.422	1-3	.333	95-122	.779	89-139	228	98	101-0	47	92	53	350-4.4
KRAMER	54	4	713	67-143	.469	0-1	.000	56-70	.800	49-102	151	75	104-0	26	51	5	190-3.5
SUNS	82		19755	3570-7235	.493	68-280	.243	1906-2466	.773	1071-2458	3529	2283	1853-9	908	1629	344	9114-111.1
OPPONENTS	82		19755	3563-7480	.476	100-297	.337	1593-2119	.752	1216-2447	3663	2026	2051-32	882	1663	389	8819-107.5

# Season Review 80-81

## RECORD

57-25

When the Suns opened the season, questions surrounded newcomer **Dennis Johnson**, who had come to the Suns in a controversial deal that sent **Paul Westphal** to Seattle. There also were doubts about the Suns ability to adjust to the move of All-Star forward **Walter Davis** to the backcourt and the addition of **Jeff Cook** into the starting lineup at forward. The Suns responded with one of their most successful seasons ever, finishing with a then club-record 57 wins en route to their first division title and the best record in the Western Conference. Phoenix was out of first place for only two days.

The Suns' 36-5 home record tied their 1979-80 mark as the best in the club's history and their 21-20 record on the road was the first-ever winning road record. The Suns did not lose more than two games in a row all season.

The Suns played their 1,000th game on November 12, 1980, a 130-127 win over the visiting San Antonio Spurs.

The All-Star Game in Cleveland had a distinctive Phoenix flavor with **John MacLeod** and the Suns coaching staff at the helm of the West squad. Davis was voted to a starting forward position by the fans and Johnson and **Truck Robinson** were named to the team by a vote of Western Conference coaches.

In the playoffs, the Suns were surprised by a gritty Kansas City Kings club, led by former Suns' coach **Cotton Fitzsimmons**, that took the Western Conference Semifinals 4-3. At season's end, Johnson was named to the All-NBA First Team and All-Defensive First Team. Suns General Manager **Jerry Colangelo** was named NBA Executive of the Year for the second time by *The Sporting News*.



**FRONT ROW:** Assistant Coach Al Bianchi, Kyle Macy, Dennis Johnson, Head Coach John MacLeod, Trainer Joe Proski (kneeling), Don Buse, Johnny High, Assistant Coach John Wetzel.

**BACK ROW:** Walter Davis, Leonard Robinson, Joel Kramer, Jeff Cook, Rich Kelley, Alvan Adams, Alvin Scott, Mike Niles.

DATE	OPPONENT	ATTEND.	SCORE	REC.	W/L	DATE	OPPONENT	ATTEND.	SCORE	REC.	W/L
10/10	GOLDEN STATE	11,590	121-101	1-0	W	1/2	@DENVER	10,514	133-132	33-9	W
10/12	KANSAS CITY	10,131	109-100	2-0	W	1/6	@ATLANTA	7,496	113-106	34-9	W
10/15	@UTAH	6,300	107-93	3-0	W	1/7	@BOSTON	15,320	90-108	34-10	L
10/17	@LA LAKERS	10,411	109-116	3-1	L	1/9	@NEW JERSEY	8,305	112-95	35-10	W
10/19	@SAN DIEGO	4,022	102-84	4-1	W	1/11	@MILWAUKEE	11,052	109-123	35-11	L
10/21	DALLAS	10,507	111-99	5-1	W	1/13	SEATTLE	12,506	104-99	36-11	W
10/24	@DENVER	8,357	117-94	6-1	W	1/14	DENVER	11,330	128-102	37-11	W
10/25	@SEATTLE	16,715	100-75	7-1	W	1/16	HOUSTON	11,396	92-89	38-11	W
10/29	SAN DIEGO	11,174	105-89	8-1	W	1/18	ATLANTA	12,121	120-86	39-11	W
10/31	@DETROIT	3,619	103-98*	9-1	W	1/20	@SAN ANTONIO	11,883	112-119*	39-12	L
11/1	@KANSAS CITY	7,792	127-100	10-1	W	1/21	@HOUSTON	8,325	100-106	39-13	L
11/4	INDIANA	12,018	109-108	11-1	W	1/23	MILWAUKEE	12,660	131-122	40-13	W
11/5	@SAN ANTONIO	12,358	84-114	11-2	L	1/25	@PHILADELPHIA	14,893	93-98	40-14	L
11/8	@HOUSTON	8,208	116-115	12-2	W	1/26	@NEW YORK	14,950	99-94	41-14	W
11/11	@SAN DIEGO	4,727	109-107	13-2	W	1/28	@WASHINGTON	9,347	98-108	41-15	L
11/12	SAN ANTONIO	12,660	130-127	14-2	W	1/29	@CLEVELAND	5,489	111-115	41-16	L
11/15	@GOLDEN STATE	13,237	108-119	14-3	L	2/4	UTAH	11,571	114-89	42-16	W
11/16	PORTLAND	11,125	119-107	15-3	W	2/6	HOUSTON	12,090	112-99	43-16	W
11/18	@DALLAS	6,015	102-91	16-3	W	2/8	WASHINGTON	12,396	113-107*	44-16	W
11/20	LA LAKERS	12,660	102-99	17-3	W	2/10	@SAN DIEGO	8,798	107-93	45-16	W
11/21	@LA LAKERS	14,164	88-116	17-4	L	2/11	DALLAS	10,357	119-97	46-16	W
11/23	DENVER	11,151	131-113	18-4	W	2/13	SAN DIEGO	10,826	110-94	47-16	W
11/26	SEATTLE	11,769	113-103	19-4	W	2/15	NEW YORK	12,660	101-115	47-17	L
11/28	CHICAGO	12,660	102-101	20-4	W	2/17	GOLDEN STATE	11,433	118-109	48-17	W
11/29	@GOLDEN STATE	10,981	113-108	21-4	W	2/19	@DENVER	15,252	126-127	48-18	L
11/30	HOUSTON	11,163	117-114	22-4	W	2/20	@SEATTLE	21,407	111-112	48-19	L
12/2	@SAN ANTONIO	9,112	122-107	23-4	W	2/22	PHILADELPHIA	12,660	116-110	49-19	W
12/3	@KANSAS CITY	7,719	100-103	23-5	L	2/27	@PORTLAND	12,666	117-121	49-20	L
12/5	NEW JERSEY	11,876	88-90	23-6	L	3/1	@LA LAKERS	17,505	101-96	50-20	W
12/7	GOLDEN STATE	11,449	106-88	24-6	W	3/4	CLEVELAND	12,660	126-106	51-20	W
12/9	@CHICAGO	8,245	123-108	25-6	W	3/5	@UTAH	5,804	112-100	52-20	W
12/10	@INDIANA	9,140	90-102	25-7	L	3/6	PORTLAND	12,660	128-107	53-20	W
12/14	PORTLAND	10,180	110-116	25-8	L	3/8	@KANSAS CITY	8,260	68-105	53-21	L
12/17	DALLAS	10,247	115-102	26-8	W	3/10	@DALLAS	6,469	103-107	53-22	L
12/19	UTAH	10,813	108-90	27-8	W	3/18	LA LAKERS	12,660	126-114	54-22	W
12/21	@PORTLAND	12,666	111-100	28-8	W	3/21	@GOLDEN STATE	12,478	105-114	54-23	L
12/22	@SEATTLE	16,847	109-98	29-8	W	3/22	SEATTLE	11,657	107-91	55-23	W
12/23	DETROIT	11,225	113-104	30-8	W	3/24	@PORTLAND	12,666	111-120	55-24	L
12/25	SAN ANTONIO	12,660	131-111	31-8	W	3/25	KANSAS CITY	12,660	101-110	55-25	L
12/27	LA LAKERS	12,660	116-106	32-8	W	3/27	SAN DIEGO	12,660	124-100	56-25	W
12/30	BOSTON	12,660	97-116	32-9	L	3/29	UTAH	11,352	105-90	57-25	W

\*Overtime

## 80-81 Final Statistics

PLAYER	G	GS	MIN	3 PT			FTM-FTA	PCT	OR-DR	REB	AST	PF-DQ	STL	TO	BLK	PTS-AVG	
				FGM-FGA	PCT	FGM-FGA											PCT
ROBINSON	82	82	3088	647-1280	.505	0-0	—	249-396	.629	216-573	789	206	220-1	68	250	38	1543-18.8
JOHNSON	79	77	2615	532-1220	.436	11-51	.216	411-501	.820	160-203	363	291	244-2	136	208	61	1486-18.8
DAVIS	78	77	2182	593-1101	.539	7-17	.412	209-250	.836	63-137	200	302	192-3	97	222	12	1402-18.0
ADAMS	75	69	2054	458-870	.526	0-0	—	199-259	.768	157-389	546	344	226-2	106	226	69	1115-14.9
COOK	79	77	2192	286-616	.464	0-5	.000	100-155	.645	170-297	467	201	236-3	82	146	54	672-8.5
HIGH	81	10	1750	246-576	.427	2-24	.083	183-264	.693	89-139	228	202	251-2	129	188	26	677-8.4
MACY	82	0	1469	272-532	.511	12-51	.235	107-119	.899	44-88	132	160	120-0	76	95	5	663-8.1
KELLEY	81	13	1686	196-387	.506	0-2	.000	175-231	.758	131-310	441	282	210-0	79	209	63	567-7.0
SCOTT	82	5	1423	173-348	.497	1-6	.167	97-127	.764	101-167	268	114	124-0	60	77	70	444-5.4
KRAMER	82	0	1065	136-258	.527	0-1	.000	63-91	.692	77-155	232	88	132-0	35	67	17	335-4.1
NILES	44	0	231	48-138	.348	2-4	.500	17-37	.459	26-32	58	15	41-0	8	25	1	115-2.6
SUNS	82		19755	3587-7326	.490	35-161	.217	1810-2430	.745	1234-2490	3724	2205	1996-13	876	1733	416	9019-110.0
OPPONENTS	82		19755	3368-7221	.466	69-209	.330	1762-2383	.739	1160-2284	3444	1970	2116-26	912	1752	401	8567-104.5

# Season Review 81-82

## RECORD

46-36

The Suns were dealt a crippling blow just days before the season opened when guard **Walter Davis** suffered a fractured elbow in the final preseason game. **Kyle Macy** joined **Dennis Johnson**, **Alvan Adams**, **Truck Robinson** and **Jeff Cook** in the Suns' opening night starting lineup. Seeking the right combinations and the proper chemistry, 1981-82 became a season of constant change and experimentation as Head Coach **John MacLeod** utilized 21 different starting units.

**Alvin Scott** supplanted Cook in the starting lineup and later in the season Scott was supplanted by Adams, who shifted from his normal center position to allow **Rich Kelley** into the starting lineup. Davis began his comeback in late December, but it became clear his elbow, still joined by surgical tension wires and screws, would keep him from reaching top form. He was used in a sixth man role most of the year.

With a month remaining in the season, the Suns found themselves embroiled in a heated Western Conference playoff race. The Suns finished the regular season with a 46-36 mark, good enough for third place in the NBA Pacific Division and a playoff berth. Phoenix opened postseason play by defeating Denver, 2-1, in a hard-fought series, winning the deciding game on the Nuggets' home court. In the Western Conference Semifinals, however, the Suns ran into a L.A. Lakers juggernaut and were swept by the Lakers (4-0) who went on to sweep San Antonio, then defeated Philadelphia to win the NBA Championship. Johnson was named to the NBA All-Defensive First Team and was the lone Suns representative at the midseason All-Star Game in New Jersey.



**FRONT ROW:** Assistant Coach John Wetzel, Dudley Bradley, Kyle Macy, Trainer Joe Proski (kneeling), Head Coach John MacLeod, Dennis Johnson, Walter Davis, Assistant Coach Al Bianchi.

**BACK ROW:** Leonard Robinson, Craig Dykema, Alvan Adams, Larry Nance, Rich Kelley, Jeff Cook, Alvin Scott, Joel Kramer.

# FIFTY SEASONS

DATE	OPPONENT	ATTEND.	SCORE	REC.	W/L	DATE	OPPONENT	ATTEND.	SCORE	REC.	W/L
10/30	@PORTLAND	12,666	95-103	0-1	L	2/3	GOLDEN STATE	11,885	88-90	24-18	L
10/31	@SEATTLE	33,014	84-94	0-2	L	2/4	@SAN ANTONIO	10,838	112-118	24-19	L
11/3	SAN ANTONIO	10,888	111-88	1-2	W	2/5	@HOUSTON	11,869	104-106	24-20	L
11/5	DALLAS	10,173	121-93	2-2	W	2/7	@MILWAUKEE	11,052	92-107	24-21	L
11/6	@LA LAKERS	13,665	101-99	3-2	W	2/10	BOSTON	14,660	112-110	25-21	W
11/7	@UTAH	8,318	87-95	3-3	L	2/12	ATLANTA	12,654	94-90	26-21	W
11/10	@DENVER	8,374	109-106	4-3	W	2/13	@UTAH	11,447	115-120	26-22	L
11/12	INDIANA	10,224	95-93	5-3	W	2/16	@CHICAGO	5,871	91-86	27-22	W
11/14	LA LAKERS	14,068	97-98	5-4	L	2/17	@KANSAS CITY	6,765	107-110	27-23	L
11/18	@ATLANTA	5,103	97-102	5-5	L	2/19	@NEW YORK	8,930	104-90	28-23	W
11/21	@DALLAS	8,268	110-88	6-5	W	2/21	@PHILADELPHIA	13,214	102-109	28-24	L
11/25	HOUSTON	11,947	128-114	7-5	W	2/24	CLEVELAND	11,292	131-97	29-24	W
11/27	CHICAGO	12,544	111-107	8-5	W	2/26	DENVER	12,683	131-122	30-24	W
12/1	SAN DIEGO	10,087	117-94	9-5	W	2/28	@SEATTLE	21,847	103-98	31-24	W
12/3	DENVER	10,165	137-109	10-5	W	3/2	@PORTLAND	12,666	108-119	31-25	L
12/5	UTAH	10,550	101-99	11-5	W	3/3	UTAH	10,080	115-102	32-25	W
12/8	@SAN DIEGO	4,459	110-121	11-6	L	3/5	KANSAS CITY	11,912	110-98	33-25	W
12/9	@GOLDEN STATE	8,785	127-134*	11-7	L	3/7	HOUSTON	11,727	92-94	33-26	L
12/10	PORTLAND	10,842	117-110	12-7	W	3/9	@WASHINGTON	7,331	103-95	34-26	W
12/12	WASHINGTON	10,482	98-105	12-8	L	3/10	@NEW JERSEY	13,393	105-113	34-27	L
12/15	@HOUSTON	9,213	95-99	12-9	L	3/11	@CLEVELAND	4,577	101-95	35-27	W
12/16	@KANSAS CITY	6,899	81-97	12-10	L	3/14	@BOSTON	15,320	92-105	35-28	L
12/18	@SAN ANTONIO	10,805	108-104	13-10	W	3/16	@HOUSTON	12,113	114-109	36-28	W
12/19	KANSAS CITY	11,257	95-87	14-10	W	3/17	DENVER	11,349	133-135*	36-29	L
12/23	GOLDEN STATE	10,623	118-103	15-10	W	3/21	SEATTLE	13,076	105-115	36-30	L
12/25	LA LAKERS	14,056	101-104	15-11	L	3/23	@GOLDEN STATE	11,044	91-95	36-31	L
12/26	@GOLDEN STATE	11,203	96-112	15-12	L	3/24	DALLAS	11,046	104-96	37-31	W
12/27	PHILADELPHIA	14,660	99-96	16-12	W	3/26	MILWAUKEE	13,730	113-112	38-31	W
12/30	PORTLAND	12,438	113-112	17-12	W	3/27	@DENVER	15,222	134-140**	38-32	L
1/2	SEATTLE	12,779	120-97	18-12	W	3/29	@UTAH	7,981	113-102	39-32	W
1/5	@INDIANA	7,446	82-87	18-13	L	3/31	SAN DIEGO	11,561	127-106	40-32	W
1/7	@DETROIT	5,290	110-94	19-13	W	4/2	@LA LAKERS	17,505	109-99	41-32	W
1/9	@DALLAS	10,238	101-105	19-14	L	4/4	KANSAS CITY	10,926	104-95	42-32	W
1/12	GOLDEN STATE	10,940	133-121	20-14	W	4/6	@SEATTLE	21,794	91-102	42-33	L
1/14	NEW YORK	12,188	90-89	21-14	W	4/8	PORTLAND	11,911	104-106	42-34	L
1/16	SAN DIEGO	12,885	106-87	22-14	W	4/9	@DALLAS	9,673	100-105	42-35	L
1/19	SAN ANTONIO	11,251	108-96	23-14	W	4/10	SEATTLE	11,488	116-99	43-35	W
1/22	NEW JERSEY	11,605	97-99	23-15	L	4/13	@SAN DIEGO	4,056	105-94	44-35	W
1/23	DETROIT	13,518	113-90	24-15	W	4/14	SAN ANTONIO	11,115	104-92	45-35	W
1/27	@SAN DIEGO	5,127	92-99	24-16	L	4/16	@PORTLAND	12,666	113-99	46-35	W
1/28	@LA LAKERS	14,623	87-97	24-17	L	4/18	LA LAKERS	14,660	115-120	46-36	L

\*Overtime

## 81-82 Final Statistics

PLAYER	G	GS	MIN	3PT				FTM-FTA	PCT	OR-DR	REB	AST	PF-QD	STL	TO	BLK	PTS-AVG
				FGM-FGA	PCT	FGM-FGA	PCT										
JOHNSON	80	77	2936	577-1228	.470	8-42	.190	399-495	.806	142-268	410	369	253-6	105	233	55	1561-19.5
ROBINSON	74	72	2745	579-1128	.513	1-1	1.000	255-371	.687	202-519	721	179	215-2	42	202	28	1414-19.1
ADAMS	79	75	2394	507-1027	.494	0-1	.000	182-233	.781	138-448	586	356	269-7	114	196	78	1196-15.1
DAVIS	55	12	1183	350-669	.523	3-16	.188	91-111	.820	21-82	103	162	104-1	46	112	3	794-14.4
MACY	82	72	2854	486-945	.514	39-100	.390	152-169	.899	78-183	261	384	185-1	143	125	9	1163-14.2
KELLEY	81	39	1895	236-505	.467	0-1	.000	167-223	.749	168-329	497	293	292-14	64	244	71	639-7.9
NANCE	80	0	1184	227-436	.521	0-1	.000	75-117	.641	95-161	256	82	169-2	42	104	71	529-6.6
SCOTT	81	38	1742	189-380	.497	0-2	.000	108-148	.730	97-197	294	149	169-0	59	98	70	486-6.0
BRADLEY	64	3	934	125-281	.445	1-4	.250	74-100	.740	30-57	87	80	115-0	78	71	10	325-5.1
COOK	76	22	787	151-358	.422	0-2	.000	89-134	.664	112-189	301	100	174-1	37	80	23	391-5.1
KRAMER	56	0	549	55-133	.414	0-0	—	33-42	.786	36-72	108	51	62-0	19	26	11	143-2.6
MCCULLOUGH	8	0	23	9-13	.692	0-0	—	3-5	.600	1-3	4	3	3-0	2	3	0	21-2.6
YUKEMA	32	0	102	17-37	.459	2-4	.500	7-9	.778	3-9	12	15	19-2	2	7	0	43-1.3
SUNS	82		19780	3508-7140	.491	54-174	.310	1635-2157	.758	1123-2517	3640	2223	2029-34	753	1528	429	8705-106.2
OPPONENTS	82		19780	3350-7186	.466	51-200	.255	1671-2215	.754	1158-2366	3524	1949	2064-18	775	1391	360	8422-102.7



# Season Review 82-83


**RECORD**
**53-29**

The Suns were ready for change. They traded **Truck Robinson** to New York for forward **Maurice Lucas**. They installed second-year man **Larry Nance** at the small forward slot and welcomed back a healthy **Walter Davis** at guard. The only holdovers in the starting lineup from 1981-82 were center **Alvan Adams** and guard **Dennis Johnson**.

As the season progressed, so did Nance. He finished the year by leading the Suns in field goal percentage (.550) and set a new franchise record for blocked shots in a season with 217.

In spite of their success, the Suns had a glaring weakness at backup center, where they juggled **Jeff Cook**, **Joel Kramer** and Lucas. With starting center Adams undersized at 6-9, the Suns needed help in the middle. Phoenix traded Cook, cash, a third-round draft pick in 1983 and other considerations to Cleveland in exchange for 7-1 center **James Edwards**, who was coming back after early season knee surgery.

Following the All-Star break, the Suns won 23 of the 30 games and finished the season as the hottest team in the league, winning six straight. Phoenix won 14 of its final 16 games and in the process matched its best-ever season road record (21-20). The Suns qualified for postseason play for the sixth-straight year and the seventh time in eight seasons, but were eliminated by Denver, 2-1, in the opening round.



**FRONT ROW:** Assistant Coach Al Bianchi, Head Coach John MacLeod, Kyle Macy, Walter Davis, Dennis Johnson, Johnny High, Trainer Joe Proski, Assistant Coach John Wetzel.

**BACK ROW:** Rory White, Alvin Scott, Maurice Lucas, Larry Nance, James Edwards, Alvan Adams, Charles Pittman, Joel Kramer, David Thirdkill.

DATE	OPPONENT	ATTEND.	SCORE	REC.	W/L	DATE	OPPONENT	ATTEND.	SCORE	REC.	W/L
10/29	@SAN DIEGO	5,063	113-99	1-0	W	1/21	INDIANA	11,857	117-118	26-16	L
10/31	@DENVER	8,893	110-114	1-1	L	1/23	@KANSAS CITY	7,065	102-92	27-16	W
11/2	PORTLAND	10,274	92-87	2-1	W	1/25	@ATLANTA	5,418	94-96	27-17	L
11/4	UTAH	10,095	119-104	3-1	W	1/26	@PHILADELPHIA	14,126	102-113	27-18	L
11/6	@DALLAS	12,780	112-100	4-1	W	1/28	@BOSTON	15,320	104-111	27-19	L
11/7	@SAN ANTONIO	9,448	100-101	4-2	L	1/29	@WASHINGTON	7,027	82-88	27-20	L
11/9	@HOUSTON	7,563	119-91	5-2	W	2/2	UTAH	9,468	112-96	28-20	W
11/10	KANSAS CITY	10,148	106-100	6-2	W	2/4	HOUSTON	10,541	115-99	29-20	W
11/12	CLEVELAND	9,876	94-81	7-2	W	2/6	@GOLDEN STATE	8,646	109-92	30-20	W
11/14	@PORTLAND	12,666	102-94	8-2	W	2/8	DALLAS	11,037	100-112	30-21	L
11/16	LA LAKERS	13,288	113-105	9-2	W	2/10	@SAN DIEGO	4,813	100-101	30-22	L
11/18	DENVER	9,640	107-118	9-3	L	2/16	K.C. @ST. LOUIS	6,078	111-102	31-22	W
11/20	ATLANTA	11,009	91-80	10-3	W	2/19	@DETROIT	25,253	101-112	31-23	L
11/24	WASHINGTON	9,764	93-106	10-4	L	2/20	@CLEVELAND	3,782	103-81	32-23	W
11/26	NEW JERSEY	11,678	110-99	11-4	W	2/22	MILWAUKEE	12,908	112-105	33-23	W
11/27	@KANSAS CITY	8,107	99-105	11-5	L	2/24	@UTAH	8,479	110-103	34-23	W
11/30	@GOLDEN STATE	6,759	98-110	11-6	L	2/25	@SEATTLE	13,688	106-101	35-23	W
12/2	PHILADELPHIA	14,660	108-116	11-7	L	2/26	BOSTON	14,660	101-103	35-24	L
12/4	SAN DIEGO	10,527	103-113	11-8	L	3/2	SAN ANTONIO	10,666	110-106	36-24	W
12/8	@LA LAKERS	13,763	86-89	11-9	L	3/4	GOLDEN STATE	13,027	109-102	37-24	W
12/10	HOUSTON	9,214	97-83	12-9	W	3/8	@DALLAS	9,529	99-120	37-25	L
12/12	@PORTLAND	12,666	94-99	12-10	L	3/9	@SAN ANTONIO	8,201	105-108	37-26	L
12/14	@SEATTLE	12,432	114-109*	13-10	W	3/12	@HOUSTON	6,835	105-94	38-26	W
12/16	GOLDEN STATE	9,141	94-98	13-11	L	3/15	CHICAGO	10,307	116-108	39-26	W
12/18	LA LAKERS	12,856	126-100	14-11	W	3/16	@LA LAKERS	16,060	95-104	39-27	L
12/21	@SAN ANTONIO	8,475	114-113	15-11	W	3/17	HOUSTON	9,069	125-99	40-27	W
12/23	DALLAS	10,261	125-106	16-11	W	3/19	DALLAS	13,181	115-112*	41-27	W
12/25	@UTAH	9,416	111-101	17-11	W	3/22	@DENVER	10,588	117-130	41-28	L
12/26	@SEATTLE	14,402	87-88	17-12	L	3/24	KANSAS CITY	10,087	112-95	42-28	W
12/28	PORTLAND	11,843	116-94	18-12	W	3/26	DENVER	13,143	124-110	43-28	W
12/30	DETROIT	11,343	115-98	19-12	W	3/29	UTAH	11,285	115-107	44-28	W
1/1	@DENVER	7,814	125-127	19-13	L	3/31	PORTLAND	10,915	106-89	45-28	W
1/2	SEATTLE	11,318	116-99	20-13	W	4/2	NEW YORK	12,643	115-108	46-28	W
1/4	@NEW YORK	7,766	97-85	21-13	W	4/5	GOLDEN STATE	9,033	126-106	47-28	W
1/6	@NEW JERSEY	10,673	93-94	21-14	L	4/7	LA LAKERS	14,660	108-117	47-29	L
1/7	@INDIANA	5,312	108-101	22-14	W	4/8	@PORTLAND	12,666	99-98	48-29	W
1/9	@MILWAUKEE	10,108	96-106	22-15	L	4/10	@LA LAKERS	16,545	101-95	49-29	W
1/11	@CHICAGO	5,234	109-96	23-15	W	4/12	@GOLDEN STATE	3,632	115-108	50-29	W
1/13	SEATTLE	13,536	102-99	24-15	W	4/13	SEATTLE	10,882	109-96	51-29	W
1/15	SAN DIEGO	12,697	114-101	25-15	W	4/15	@SAN DIEGO	3,049	113-101	52-29	W
1/19	SAN ANTONIO	11,004	118-113	26-15	W	4/17	SAN DIEGO	12,062	110-101	53-29	W

\*Overtime

## 82-83 Final Statistics

PLAYER	G	GS	MIN	3PT			FTM-FTA	PCT	OR-DR	REB	AST	PF-QD	STL	TO	BLK	PTS-AVG	
				FGM-FGA	PCT	FTM-FTA											
DAVIS	80	79	2488	665-1289	.516	7-23	.304	184-225	.818	63-134	197	397	186-2	117	188	12	1521-19.0
NANCE	82	82	2911	588-1069	.550	1-3	.333	193-287	.672	239-471	710	197	254-4	99	190	217	1370-16.7
LUCAS	77	71	2587	495-1045	.474	1-3	.333	278-356	.781	201-598	799	219	274-5	56	221	43	1269-16.5
JOHNSON	77	74	2549	398-861	.462	5-31	.161	292-369	.791	92-243	335	388	204-1	97	204	39	1093-14.2
ADAMS	80	75	2448	477-981	.486	1-3	.333	180-217	.829	161-387	548	376	287-7	114	242	74	1135-14.2
EDWARDS(TOT)	81	9	667	128-263	.487	0-0	—	69-108	.639	56-99	155	40	110-5	12	49	19	325-10.5
EDWARDS(PHX)	16	1	285	55-113	.487	0-0	—	31-47	.660	19-40	59	27	49-2	5	19	5	141-8.8
MACY	82	9	1837	328-634	.517	23-76	.303	129-148	.872	41-124	165	278	130-0	64	90	8	808-9.9
WHITE	65	0	624	127-234	.543	0-1	.000	70-109	.642	47-58	105	30	54-0	16	51	2	324-5.0
SCOTT	81	9	1142	124-259	.479	0-2	.000	81-110	.736	60-164	224	97	133-0	48	64	31	329-4.1
THIRDKILL	49	2	519	74-170	.435	1-7	.143	45-78	.577	28-44	72	36	93-1	19	48	4	194-4.0
HIGH	82	2	1156	100-217	.461	1-5	.200	63-136	.463	45-105	150	153	205-0	85	106	34	264-3.2
PITTMAN	28	0	171	19-40	.475	0-1	.000	25-37	.676	13-18	31	7	41-0	2	22	7	63-2.3
KRAMER	54	4	459	44-104	.423	0-1	.000	14-16	.875	41-47	88	37	63-0	15	22	6	102-1.9
COOK	45	2	549	61-142	.430	0-2	.000	41-54	.759	44-85	129	58	89-0	12	56	13	163-3.6
SUNS	82		19730	3555-7158	.497	40-158	.253	1626-2189	.743	1094-2518	3612	2300	2062-22	749	1545	495	8776-107.0
OPPONENTS	82		19730	3305-7265	.455	44-199	.221	1707-2268	.753	1210-2326	3536	1988	2039-30	712	1560	343	8361-102.0

# Season Review 83-84

## RECORD

41-41

Due to a flood of injuries to such key players as **James Edwards**, **Rick Robey** and **Paul Westphal**, Suns Head Coach **John MacLeod** was forced to juggle his starters, searching for a consistency that did not materialize until late in the season.

The Suns struggled on the road. Only their fine home court record (31-10) kept them in the playoff race until the late stages of the season, when they put together six-straight wins, their longest winning streak of the season.

**Walter Davis** returned to the Western Conference All-Star squad and **Larry Nance** won the NBA Slam Dunk Championship in Denver.

The Suns saved their most remarkable performances for the playoffs. They defeated Portland in a hard-fought five-game first-round series, winning the fifth and deciding game on the Trail Blazers' home court. They proceeded to upend Midwest Division Champion Utah in six games in the next round, highlighted by a remarkable 111-110 overtime win in Game 4 at the Veterans Memorial Coliseum. The Suns then took on the L.A. Lakers in the Western Conference Finals. The Suns pushed the talented Lakers to six games, defeating them 135-127 in overtime in Game 3 in Phoenix and staving off elimination with a 126-121 upset win in Los Angeles with a dogged performance in Game 5. The Suns were finally eliminated in Game 6, but only when their final shot didn't connect in a 99-97 nail-biter.



**FRONT ROW:** Head Coach John MacLeod, Trainer Joe Proski, Paul Westphal, Rod Foster, Kyle Macy, Assistant Coach John Westphal, Assistant Coach Al Bianchi.

**BACK ROW:** Walter Davis, Charles Pittman, Alvan Adams, Larry Nance, James Edwards, Rick Robey, Maurice Lucas, Mike Sanders, Alvin Scott.

DATE	OPPONENT	ATTEND.	SCORE	REC.	W/L	DATE	OPPONENT	ATTEND.	SCORE	REC.	W/L
10/29	@DALLAS	11,019	103-120	0-1	L	1/24	@LA LAKERS	13,896	110-116	19-23	L
11/1	SEATTLE	9,733	93-103	0-2	L	1/26	@SAN DIEGO	4,806	101-119	19-24	L
11/3	SAN ANTONIO	9,166	142-120	1-2	W	2/1	PORTLAND	10,652	109-106	20-24	W
11/6	@PORTLAND	12,666	96-122	1-3	L	2/2	@UTAH	8,892	95-116	20-25	L
11/8	@SEATTLE	7,111	116-123	1-4	L	2/4	@GOLDEN STATE	10,278	104-107	20-26	L
11/10	@GOLDEN STATE	5,267	104-99	2-4	W	2/5	@PORTLAND	12,666	82-97	20-27	L
11/11	@LA LAKERS	15,316	105-119	2-5	L	2/7	SAN ANTONIO	9,323	138-131	21-27	W
11/13	GOLDEN STATE	9,206	113-98	3-5	W	2/9	ATLANTA	9,877	118-105	22-27	W
11/16	CLEVELAND	8,200	115-104	4-5	W	2/11	DALLAS	11,611	108-89	23-27	W
11/18	MILWAUKEE	12,066	94-109	4-6	L	2/14	@MILWAUKEE	8,958	83-92	23-28	L
11/19	@DALLAS	14,710	107-116	4-7	L	2/15	@CLEVELAND	4,096	90-104	23-29	L
11/22	@HOUSTON	9,105	96-118	4-8	L	2/17	@DALLAS	12,882	123-129	23-30	L
11/23	NEW JERSEY	9,031	108-110	4-9	L	2/18	@HOUSTON	11,482	126-102	24-30	W
11/25	CHICAGO	10,269	120-94	5-9	W	2/21	@SAN ANTONIO	10,397	114-111*	25-30	W
11/26	@DENVER	6,500	104-107	5-10	L	2/23	@KANSAS CITY	11,209	107-95	26-30	W
11/29	UTAH @LAS VEGAS	7,143	110-114	5-11	L	2/24	DENVER	12,393	100-117	26-31	L
11/30	KANSAS CITY	8,507	118-120	5-12	L	2/26	BOSTON	14,660	109-116	26-32	L
12/2	UTAH	10,295	113-116	5-13	L	2/28	UTAH	10,899	113-100	27-32	W
12/4	@SAN ANTONIO	7,941	122-106	6-13	W	2/29	@SAN DIEGO	4,843	95-102	27-33	L
12/6	@ATLANTA	5,026	88-95	6-14	L	3/1	PHILADELPHIA	14,660	112-100	28-33	W
12/8	NEW YORK	10,254	120-97	7-14	W	3/3	SAN ANTONIO	10,875	120-106	29-33	W
12/10	SAN DIEGO	9,814	109-93	8-14	W	3/7	HOUSTON	9,758	123-110	30-33	W
12/13	@HOUSTON	8,870	110-129	8-15	L	3/9	INDIANA	9,506	130-110	31-33	W
12/15	LA LAKERS	10,624	114-104	9-15	W	3/11	@BOSTON	15,320	109-117	31-34	L
12/17	KANSAS CITY	9,338	119-99	10-15	W	3/13	@NEW YORK	8,764	96-117	31-35	L
12/20	@GOLDEN STATE	6,329	109-95	11-15	W	3/14	@NEW JERSEY	13,044	102-108	31-36	L
12/21	PORTLAND	9,896	112-116	11-16	L	3/16	@WASHINGTON	8,193	110-109*	32-36	W
12/23	@SAN DIEGO	4,145	121-115	12-16	W	3/17	@PHILADELPHIA	14,447	112-131	32-37	L
12/26	DENVER	12,104	140-133*	13-16	W	3/20	DENVER	10,389	146-120	33-37	W
12/28	GOLDEN STATE	10,506	128-105	14-16	W	3/21	@SEATTLE	8,492	102-104	33-38	L
12/30	HOUSTON	13,617	121-110	15-16	W	3/23	@PORTLAND	12,666	98-124	33-39	L
1/3	@CHICAGO	5,112	97-102	15-17	L	3/24	DETROIT	13,328	109-120	33-40	L
1/4	@DETROIT	7,577	114-128	15-18	L	3/27	SAN DIEGO	12,914	116-109	34-40	W
1/6	@INDIANA	9,118	88-104	15-19	L	3/29	GOLDEN STATE	9,027	124-119*	35-40	W
1/7	@KANSAS CITY	9,495	98-100	15-20	L	3/31	LA LAKERS	13,032	97-119	35-41	L
1/10	@UTAH	10,720	98-107	15-21	L	4/3	KANSAS CITY	13,627	113-109	36-41	W
1/11	SAN DIEGO	9,943	129-104	16-21	W	4/6	SEATTLE	12,070	117-108	37-41	W
1/13	@SEATTLE	11,690	99-103	16-22	L	4/8	@DENVER	15,108	126-121	38-41	W
1/15	WASHINGTON	10,597	110-101	17-22	W	4/10	PORTLAND	9,768	100-88	39-41	W
1/19	LA LAKERS	12,062	138-123	18-22	W	4/12	DALLAS	9,576	119-118	40-41	W
1/21	SEATTLE	12,530	131-102	19-22	W	4/15	@LA LAKERS	14,461	123-114	41-41	W

\*Overtime

## 83-84 Final Statistics

PLAYER	G	GS	MIN	3PT			FTM-FTA	PCT	OR-DR	REB	AST	PF-DQ	STL	TO	BLK	PTS-AVG	
				FGM-FGA	PCT	FGM-FGA											PCT
DAVIS	78	70	2546	652-1274	.512	20-87	.230	233-270	.863	38-164	202	429	202-0	107	213	12	1557-20.0
NANCE	82	82	2899	601-1044	.576	0-7	.000	249-352	.707	227-451	678	214	274-5	86	177	173	1451-17.7
LUCAS	75	69	2309	451-908	.497	0-5	.000	293-383	.765	208-517	725	203	235-2	55	177	39	1195-15.9
EDWARDS	72	67	1897	438-817	.536	0-1	.000	183-254	.720	108-240	348	184	254-3	23	140	30	1059-14.7
MACY	82	45	2402	357-713	.501	23-70	.329	95-114	.833	49-137	186	353	181-0	123	116	6	832-10.1
ADAMS	70	13	1452	269-582	.462	0-4	.000	132-160	.825	118-201	319	219	195-1	73	117	32	670-9.6
FOSTER	80	34	1424	260-580	.448	22-84	.262	122-155	.787	39-81	120	172	193-0	54	108	9	664-8.3
WHITE	22	2	308	69-144	.479	0-0	—	24-42	.571	30-32	62	14	25-0	13	18	2	162-7.4
WESTPHAL	59	2	865	144-313	.460	7-26	.269	117-142	.824	8-35	43	148	69-0	41	77	6	412-7.0
ROBEY	61	4	856	140-257	.545	1-1	1.00	61-88	.693	80-118	198	65	120-0	20	77	14	342-5.6
PITTMAN	69	8	989	126-209	.603	0-2	.000	69-101	.683	76-138	214	70	129-1	16	81	22	321-4.7
SANDERS	50	0	586	97-203	.478	0-0	—	29-42	.690	40-63	103	44	101-0	23	44	12	223-4.5
SCOTT	65	5	735	55-124	.444	1-2	.500	56-72	.778	29-71	100	48	85-0	19	42	20	167-2.6
HIGH	29	9	512	18-52	.346	0-2	.000	10-29	.345	16-50	66	51	84-1	40	38	11	46-1.6
SUNS	82		19780	3677-7220	.509	74-291	.254	1673-2204	.759	1066-2298	3364	2214	2147-13	693	1451	388	9101-111.0
OPPONENTS	82		19780	3509-7061	.497	54-219	.247	1956-2540	.770	1065-2333	3398	2059	2038-24	675	1480	298	9028-110.1

# Season Review 84-85

## RECORD

36-46

The addition of promising rookie guard **Jay Humphries** gave the Suns renewed hope for the season. The optimism proved fleeting however, when the Suns' leading scorer and five-time All-Star **Walter Davis** crashed to the Inglewood Forum floor on October 9 during a preseason game. Davis would miss the first two-thirds of the season with three torn ligaments in his left knee and would never regain full mobility during a courageous comeback attempt.


**Rick Robey**, **Mike Sanders**, **Kyle Macy** and **Larry Nance** also would miss considerable time due to injury, bringing the Suns total player games missed for the year to 266.

The Suns jumped out to a surprising 5-0 start, the best beginning in the history of the franchise. It was Nance who assumed the leadership role with Davis gone, leading the club in scoring (19.9) and virtually every other statistical category. Nance was named the NBA's first Player of the Week for the season. He would go on to make his first appearance in an NBA All-Star Game.

The Suns ranked second in the NBA in assists (2,335) dishing out more than 2,000 for the 10th year in a row. They qualified for the playoffs, but were knocked out 3-0 in the first round by the L.A. Lakers.

The Suns averaged 12,035 fans per game, setting a new attendance record for the franchise, breaking the old mark of 11,883 per game set during the 1981-82 campaign.

The Suns ended the regular season with "Suns Reunion '85," bringing back 24 former Suns players and coaches to participate in a weekend of Suns nostalgia, capped by an exhibition basketball game.



**FRONT ROW:** Assistant Coach John Wetzel, Head Coach John MacLeod, Kyle Macy, Michael Holton, Walter Davis, Jay Humphries, Rod Foster, Assistant Coach Al Bianchi, Trainer Joe Proski.

**BACK ROW:** Mike Sanders, Charles Pittman, Alvan Adams, Larry Nance, James Edwards, Rick Robey, Maurice Lucas, Charles Jones, Alvin Scott.

DATE	OPPONENT	ATTEND.	SCORE	REC.	W/L	DATE	OPPONENT	ATTEND.	SCORE	REC.	W/L
10/26	@GOLDEN STATE	6,547	122-114	1-0	W	1/19	@SAN ANTONIO	10,580	100-106	21-21	L
10/28	@SEATTLE	5,361	102-87	2-0	W	1/22	@HOUSTON	12,126	97-101	21-22	L
10/30	LA CLIPPERS	13,663	99-96	3-0	W	1/23	@ATLANTA	7,195	100-101	21-23	L
11/1	PORTLAND	14,660	139-130***	4-0	W	1/26	@WASHINGTON	10,215	105-110*	21-24	L
11/3	@DALLAS	16,657	105-93	5-0	W	1/29	@DENVER	8,228	100-128	21-25	L
11/6	@PORTLAND	12,666	99-116	5-1	L	1/30	NEW YORK	11,572	110-93	22-25	W
11/8	CLEVELAND	10,641	112-111	6-1	W	2/3	SEATTLE	12,019	120-109	23-25	W
11/10	ATLANTA	12,424	107-114	6-2	L	2/5	DENVER	12,554	108-103	24-25	W
11/13	@DENVER	6,702	110-122	6-3	L	2/7	INDIANA	11,106	105-97	25-25	W
11/14	NEW JERSEY	10,327	98-86	7-3	W	2/12	@HOUSTON	12,043	114-126	25-26	L
11/16	MILWAUKEE	12,988	118-106	8-3	W	2/14	@SAN ANTONIO	7,948	102-131	25-27	L
11/17	@UTAH	9,793	94-108	8-4	L	2/15	@DALLAS	17,007	126-103	26-27	W
11/20	@LA LAKERS	13,792	108-130	8-5	L	2/17	@INDIANA	11,915	115-97	27-27	W
11/21	LA LAKERS	12,671	97-102	8-6	L	2/18	@DETROIT	11,369	103-122	27-28	L
11/23	PHILADELPHIA	14,660	117-119*	8-7	L	2/20	HOUSTON	13,159	122-126	27-29	L
11/25	@LA CLIPPERS	6,134	109-114	8-8	L	2/22	SAN ANTONIO	12,258	111-118	27-30	L
11/27	UTAH	9,621	115-102	9-8	W	2/24	@DENVER	15,987	107-117	27-31	L
11/29	CHICAGO	12,713	100-95	10-8	W	2/26	@KANSAS CITY	3,451	103-110	27-32	L
12/1	GOLDEN STATE	11,051	115-103	11-8	W	2/28	LA LAKERS	14,660	117-105	28-32	W
12/3	@SEATTLE	5,401	96-108	11-9	L	3/2	KANSAS CITY	14,502	114-111	29-32	W
12/4	@PORTLAND	12,666	104-112	11-10	L	3/4	DALLAS	11,255	99-107	29-33	L
12/7	KANSAS CITY	10,306	121-113	12-10	W	3/7	SAN ANTONIO	11,450	119-117	30-33	W
12/8	@GOLDEN STATE	6,192	102-98	13-10	W	3/9	GOLDEN STATE	12,730	115-118	30-34	L
12/11	HOUSTON	12,301	120-112	14-10	W	3/12	@NEW YORK	8,409	123-119	31-34	W
12/13	WASHINGTON	10,524	116-86	15-10	W	3/13	@BOSTON	14,890	106-123	31-35	L
12/15	@SAN ANTONIO	8,413	111-120	15-11	L	3/15	@CHICAGO	8,625	97-103	31-36	L
12/18	@KANSAS CITY	4,988	116-127	15-12	L	3/16	@MILWAUKEE	11,052	96-125	31-37	L
12/21	@LA LAKERS	14,764	105-119	15-13	L	3/19	LA LAKERS	13,473	112-130	31-38	L
12/22	PORTLAND	11,144	110-108	16-13	W	3/21	PORTLAND	10,499	114-104	32-38	W
12/26	BOSTON	14,660	114-119	16-14	L	3/23	@GOLDEN STATE	6,655	109-123	32-39	L
12/28	DALLAS	13,534	111-125	16-15	L	3/26	DETROIT	11,640	93-119	32-40	L
12/30	@LA CLIPPERS	11,019	117-109	17-15	W	3/28	@LA CLIPPERS	8,705	110-116	32-41	L
1/2	@KANSAS CITY	3,582	115-107	18-15	W	3/30	LA CLIPPERS	10,099	114-123	32-42	L
1/4	@NEW JERSEY	9,321	98-105	18-16	L	3/31	@LA LAKERS	15,922	98-123	32-43	L
1/5	@CLEVELAND	4,631	106-111	18-17	L	4/2	SEATTLE	9,742	119-109	33-43	W
1/7	@PHILADELPHIA	12,014	99-100	18-18	L	4/4	DENVER	12,672	103-110	33-44	L
1/9	SEATTLE	10,476	94-88	19-18	W	4/6	@UTAH	9,476	94-105	33-45	L
1/11	LA CLIPPERS	11,034	84-98	19-19	L	4/7	@SEATTLE	5,672	125-110	34-45	W
1/12	UTAH	13,297	109-94	20-19	W	4/9	@PORTLAND	12,666	100-116	34-46	L
1/16	DALLAS	10,420	98-95	21-19	W	4/12	UTAH	11,264	96-92	35-46	W
1/18	HOUSTON	13,556	101-112	21-20	L	4/14	GOLDEN STATE	10,121	124-111	36-46	W

\*Overtime

## 84-85 Final Statistics

PLAYER	G	GS	MIN	3PT			FTM-FTA	PCT	OR-DR	REB	AST	PF-QD	STL	TO	BLK	PTS-AVG	
				FGM-FGA	PCT	FGM-FGA											PCT
NANCE	61	—	2202	515-877	.587	1-2	.500	180-254	.709	195-341	536	159	185-2	88	136	104	1211-19.9
DAVIS	23	—	570	139-309	.450	3-10	.300	64-73	.877	6-29	35	98	42-0	18	50	0	345-15.0
EDWARDS	70	—	1787	384-766	.501	0-3	.000	276-370	.746	95-292	387	153	237-5	26	162	52	1044-14.9
ADAMS	82	—	2136	476-915	.520	0-0	—	250-283	.883	153-347	500	308	254-2	115	197	48	1202-14.7
LUCAS	63	—	1670	346-727	.476	0-4	.000	150-200	.750	138-419	557	145	183-0	39	151	17	842-13.4
MACY	65	—	2018	282-582	.485	23-85	.271	127-140	.907	33-146	179	380	128-0	85	111	3	714-11.0
SANDERS	21	—	418	85-175	.486	0-0	—	45-59	.763	38-51	89	29	59-0	23	34	4	215-10.2
FOSTER	79	—	1318	286-636	.450	41-126	.325	83-110	.755	27-53	80	186	171-1	61	117	0	696-8.8
HUMPHRIES	80	—	2062	279-626	.446	4-20	.200	141-170	.829	32-132	164	350	209-2	107	167	8	703-8.8
HOLTON	74	—	1761	257-576	.446	14-45	.311	96-118	.814	30-102	132	198	141-0	59	123	6	624-8.4
JONES	78	—	1565	236-454	.520	0-4	.000	182-281	.648	139-255	394	128	149-0	45	143	61	654-8.4
PITTMAN	68	—	1001	107-227	.471	0-2	.000	109-146	.747	90-137	227	69	144-1	20	100	21	323-4.8
SCOTT	77	—	1238	111-259	.429	1-5	.200	53-74	.716	46-115	161	127	125-0	39	60	25	276-3.6
ROBEY	4	—	48	2-9	.222	0-0	—	1-2	.500	3-5	8	5	7-0	2	8	0	5-1.3
YOUNG	2	—	11	2-6	.333	0-1	.000	0-0	.000	1-1	2	0	0-0	0	0	0	4-2.0
SUNS	82		19805	3507-7144	.491	87-307	.283	1757-2280	.771	1026-2425	3451	2335	2034-13	727	1583	349	8858-108.0
OPPONENTS	82		19805	3605-7309	.493	65-224	.290	1756-2295	.765	1125-2416	3541	2181	2019-25	771	1468	410	9031-110.1



# Season Review 85-86


**RECORD**
**32-50**

In the weeks preceding the opener, the Suns confirmed their desire to go with youth and speed by trading veteran **Maurice Lucas** to the Los Angeles Lakers and allowing **Kyle Macy** to sign with Chicago. All-Star forward **Larry Nance** was a contract holdout throughout training camp and preseason before coming to terms one game into the regular season. Opening night's starting lineup consisted of **Jay Humphries** and **Walter Davis** at guard, **Alvan Adams** at center, with **Mike Sanders** and **Charles Jones** at forward.

Phoenix got off to the then worst start in franchise history, going 0-9. During that period, the Suns successfully negotiated for the services of **Georgi Glouchkov**, a center from the Bulgarian National Team, who became the first Eastern Bloc player to play in the NBA. At first, Glouchkov captured national media attention, as well as the affection of Phoenix fans, but communication difficulty, not to mention achilles tendinitis, would drastically curtail his playing time as the season progressed.

Both Davis and Adams passed the 12,000-point plateau for their NBA careers with Davis taking over the Suns all-time scoring lead. Davis led the team in scoring (21.8), while Nance became the club's top rebounder (8.5). For the first time in their history, the Suns did not place a player on the squad for the NBA All-Star Game.

The Suns attendance held its own for the season, with an average of 11,121 per game. The Suns could never recover from their 0-9 beginning and finished the year 32-50, failing to make the playoffs for the first time in nine seasons.



**FRONT ROW:** Assistant Coach John Wetzel, Head Coach John MacLeod, Rod Foster, Walter Davis, Bernard Thompson, Mike Sanders, Jay Humphries, Assistant Coach Al Bianchi, Trainer Joe Proski.

**BACK ROW:** Charles Pittman, Alvan Adams, Larry Nance, James Edwards, Nick Vanos, Rick Robey, Georgi Glouchkov, Ed Pinckney, Charles Jones.

DATE	OPPONENT	ATTEND.	SCORE	REC.	W/L	DATE	OPPONENT	ATTEND.	SCORE	REC.	W/L
10/25	@PORTLAND	12,666	123-128*	0-1	L	1/25	@CHICAGO	10,634	114-133	15-27	L
10/29	DENVER	12,855	127-142	0-2	L	1/28	PORTLAND	9,931	136-130	16-27	W
10/31	LA LAKERS	11,661	107-144	0-3	L	1/29	@LA CLIPPERS	6,058	118-108	17-27	W
11/1	@UTAH	11,124	110-121	0-4	L	1/31	NEW YORK	13,710	112-117	17-28	L
11/6	ATLANTA	9,805	106-114	0-5	L	2/1	@SAN ANTONIO	6,993	112-111	18-28	W
11/8	@BOSTON	14,890	101-125	0-6	L	2/4	GOLDEN STATE	9,930	127-118	19-28	W
11/9	@INDIANA	10,168	105-127	0-7	L	2/6	LA CLIPPERS	10,207	116-104	20-28	W
11/12	@NEW YORK	12,220	93-103	0-8	L	2/11	@LA CLIPPERS	5,451	112-120	20-29	L
11/13	@ATLANTA	4,604	101-108	0-9	L	2/12	LA LAKERS	12,048	100-126	20-30	L
11/15	SEATTLE	9,959	117-99	1-9	W	2/14	DENVER	11,249	112-95	21-30	W
11/16	@GOLDEN STATE	12,896	105-118	1-10	L	2/17	BOSTON	14,519	108-101	22-30	W
11/19	@DALLAS	16,344	119-123	1-11	L	2/18	@SAN ANTONIO	7,835	114-120	22-31	L
11/20	SAN ANTONIO	8,984	121-100	2-11	W	2/21	SACRAMENTO	12,345	110-118	22-32	L
11/22	NEW JERSEY	10,191	96-104	2-12	L	2/22	@UTAH	12,534	97-105	22-33	L
11/24	MILWAUKEE	10,916	138-140*	2-13	L	2/25	@DENVER	11,493	99-112	22-34	W
11/26	@SACRAMENTO	10,333	107-111	2-14	L	2/26	PORTLAND	10,323	113-112	23-34	W
11/27	PORTLAND	9,884	93-110	2-15	L	2/28	@LA LAKERS	17,505	103-115	23-35	L
11/29	HOUSTON	11,761	126-110	3-15	W	3/1	LA LAKERS	14,013	123-106	24-35	W
12/3	@HOUSTON	11,930	112-118	3-16	L	3/3	DALLAS	10,135	138-139**	24-36	L
12/4	CHICAGO	10,369	100-99	4-16	W	3/5	CLEVELAND	9,725	100-115	24-37	L
12/6	UTAH	9,021	111-92	5-16	W	3/7	UTAH	12,788	103-105	24-38	L
12/11	@GOLDEN STATE	6,795	123-113	6-16	W	3/9	@NEW JERSEY	15,543	111-115	24-39	L
12/12	@LA LAKERS	14,558	102-127	6-17	L	3/10	@DETROIT	10,758	120-109	25-39	W
12/14	@LA CLIPPERS	5,889	114-92	7-17	W	3/12	@MILWAUKEE	10,895	127-126*	26-39	W
12/17	@SEATTLE	7,313	104-99	8-17	W	3/16	@GOLDEN STATE	6,944	112-130	26-40	L
12/19	SACRAMENTO	9,429	107-106	9-17	W	3/18	@HOUSTON	14,849	109-112	26-41	L
12/21	GOLDEN STATE	10,140	115-98	10-17	W	3/19	SACRAMENTO	10,676	108-104	27-41	W
12/26	DALLAS	11,134	98-105	10-18	L	3/21	DETROIT	13,406	105-103	28-41	W
12/28	PHILADELPHIA	14,519	98-100	10-19	L	3/22	@UTAH	11,463	109-119	28-42	L
1/3	@PORTLAND	12,666	104-133	10-20	L	3/26	SEATTLE	10,809	120-107	29-42	W
1/5	@SEATTLE	5,679	114-97	11-20	W	3/28	LA CLIPPERS	11,489	96-107	29-43	L
1/8	WASHINGTON	11,181	109-97	12-20	W	3/30	@SEATTLE	5,416	89-103	29-44	L
1/10	@DALLAS	17,007	104-117	12-21	L	4/1	@DALLAS	17,007	98-128	29-45	L
1/11	INDIANA	11,175	128-99	13-21	W	4/2	GOLDEN STATE	10,383	110-101	30-45	W
1/13	SAN ANTONIO	11,024	121-98	14-21	W	4/4	HOUSTON	13,112	89-112	30-46	L
1/14	@LA LAKERS	14,615	122-143	14-22	L	4/5	@SACRAMENTO	10,333	100-119	30-47	L
1/17	SEATTLE	11,547	103-100	15-22	W	4/7	DENVER	9,185	123-131	30-48	L
1/18	@PORTLAND	12,666	87-112	15-23	L	4/9	SAN ANTONIO	9,384	102-114	30-49	L
1/20	@CLEVELAND	9,034	93-108	15-24	L	4/10	@DENVER	12,292	113-115	30-50	L
1/22	@PHILADELPHIA	11,787	111-118	15-25	L	4/12	@HOUSTON	16,016	110-92	31-50	W
1/23	@WASHINGTON	4,973	112-114	15-26	L	4/13	LA CLIPPERS	10,217	118-99	32-50	W

\*Overtime

## 85-86 Final Statistics

PLAYER	G	GS	MIN	3PT			FTM-FTA	PCT	OR-DR	REB	AST	PF-QD	STL	TO	BLK	PTS-AVG	
				FGM-FGA	PCT	FGM-FGA											PCT
DAVIS	70	62	2239	624-1287	.485	18-76	.237	257-305	.843	54-149	203	361	153-1	99	219	3	1523-21.8
NANCE	73	69	2484	582-1001	.581	0-8	.000	310-444	.698	169-449	618	240	247-6	70	210	130	1474-20.2
EDWARDS	52	51	1314	318-587	.542	0-0	—	212-302	.702	79-222	301	74	200-5	23	128	29	848-16.3
HUMPHRIES	82	82	2733	352-735	.479	4-29	.138	197-257	.767	56-204	260	526	222-1	132	190	9	905-11.0
SANDERS	82	5	1644	347-676	.513	3-15	.200	208-257	.809	104-169	273	150	236-3	76	143	31	905-11.0
ADAMS	78	45	2005	341-679	.502	0-2	.000	159-203	.783	148-329	477	324	272-7	103	206	46	841-10.8
PINCKNEY	80	24	1602	255-457	.558	0-2	.000	171-254	.673	95-213	308	90	190-3	71	148	37	681-8.5
THOMPSON	61	20	1281	195-399	.489	0-2	.000	127-157	.809	58-83	141	132	151-0	51	90	10	517-8.5
TONEY(PHX)	10	0	206	26-59	.441	3-10	.300	20-30	.667	3-20	23	26	18-0	5	19	0	75-7.5
PITTMAN	69	17	1132	127-218	.583	0-0	—	99-141	.702	99-147	246	58	140-2	37	107	23	353-5.1
VANOS	11	0	202	23-72	.319	0-0	—	8-23	.348	21-39	60	16	34-0	2	20	5	54-4.9
GLOUCHKOV	49	16	772	84-209	.402	1-1	1.00	70-122	.574	31-132	163	32	124-0	26	76	25	239-4.9
JONES	43	18	742	75-164	.457	0-1	.000	50-98	.510	65-128	193	52	87-0	32	57	25	200-4.7
DURRANT	4	0	51	8-21	.381	0-0	—	1-4	.250	2-6	8	5	10-0	3	4	0	17-4.3
FOSTER	48	0	704	85-218	.390	9-32	.281	23-32	.719	9-49	58	121	77-2	22	61	1	202-4.2
ROBEY	46	1	629	72-191	.377	0-3	.000	33-48	.688	40-108	148	58	92-1	19	66	5	177-3.8
HOLTON	4	0	65	4-20	.200	0-2	.000	4-6	.667	1-2	3	7	7-0	2	4	0	12-3.0
SUNS	82		19805	3518-6993	.503	38-183	.208	1949-2683	.726	1034-2449	3483	2272	2260-29	773	1763	379	9023-110.0
OPPONENTS	82		19805	3569-7307	.488	89-279	.319	2041-2692	.758	1137-2265	3402	2149	2216-25	841	1515	466	9268-113.0

# Season Review 86-87


## RECORD

36-46

The Suns opened the season with **Larry Nance** and **Ed Pinckney** at forward, **Alvan Adams** at center and **Walter Davis** and **Jay Humphries** at guard. That unit would start 26 of the Suns' 82 games, but 19 other starting combinations would get a shot along the way. Phoenix had five rookies on the club including **William Bedford**, the team's first-round pick (sixth overall), diamond-in-the-rough **Jeff Hornacek**, **Rafael Addison**, **Grant Gondrezick** and **Kenny Gattison**. The Suns' 12-12 record in mid-December would be the last time they would be at .500.

On February 26, after consecutive losses to the L.A. Lakers and their record at 22-34, the Suns released their head coach of 13-plus seasons, **John MacLeod**, replacing him with interim Head Coach **Dick Van Arsdale**.

Under Van Arsdale, the Suns halted their skid, going 14-12 over the season's final 26 games. During the final two weeks, the Suns won nine of their last 10 games and 12 of their last 15. They won nine straight at home to end the season. Davis led the team in scoring with a 23.6 average while Nance chipped in 22.5 points per game. Davis also made his sixth appearance in the All-Star Game.



**FRONT ROW:** Assistant Coach John Wetzel, Kenny Gattison, Alvan Adams, James Edwards, Nick Vanos, William Bedford, Larry Nance, Head Coach Dick Van Arsdale.

**BACK ROW:** Jeff Hornacek, Grant Gondrezick, Mike Sanders, Bernard Thompson, Ed Pinckney, Rafael Addison, Walter Davis, Jay Humphries, Trainer Joe Proski.

# FIFTY SEASONS

DATE	OPPONENT	ATTEND.	SCORE	REC.	W/L	DATE	OPPONENT	ATTEND.	SCORE	REC.	W/L
10/31	GOLDEN STATE	11,615	127-123	1-0	W	1/24	@INDIANA	10,750	104-103	17-25	W
11/1	@LA CLIPPERS	7,805	111-117	1-1	L	1/26	DETROIT	10,756	120-118*	18-25	W
11/4	PORTLAND	11,624	126-120	2-1	W	1/28	GOLDEN STATE	9,939	131-104	19-25	W
11/7	@ATLANTA	7,061	86-106	2-2	L	1/30	LA LAKERS	14,471	102-114	19-26	L
11/8	@CHICAGO	15,122	96-101	2-3	L	1/31	@SEATTLE	9,344	112-118*	19-27	L
11/11	@NEW YORK	10,987	105-111	2-4	L	2/3	@PORTLAND	12,666	103-117	19-28	L
11/12	@DETROIT	10,366	100-108	2-5	L	2/5	DENVER	10,529	113-100	20-28	W
11/14	PHILADELPHIA	14,519	127-97	3-5	W	2/10	@UTAH	12,212	102-98	21-28	W
11/15	@SAN ANTONIO	6,640	116-109	4-5	W	2/11	INDIANA	10,378	105-121	21-29	L
11/19	NEW JERSEY	9,851	111-101	5-5	W	2/13	UTAH	12,375	105-98	22-29	W
11/21	DALLAS	10,182	122-130*	5-6	L	2/16	WASHINGTON	11,533	110-124	22-30	L
11/22	@DENVER	12,817	120-132	5-7	L	2/19	PORTLAND	10,651	108-124	22-31	L
11/25	@SACRAMENTO	10,333	102-123	5-8	L	2/21	MILWAUKEE	14,471	107-115	22-32	L
11/26	ATLANTA	11,123	120-106	6-8	W	2/24	LA LAKERS	12,686	93-97	22-33	L
11/28	SEATTLE	10,462	104-117	6-9	L	2/25	@LA LAKERS	16,416	91-99	22-34	L
12/2	NEW YORK	10,284	124-100	7-9	W	2/28	SEATTLE	13,338	105-112	22-35	L
12/5	CHICAGO	14,519	114-112	8-9	W	3/2	@DALLAS	17,007	112-135	22-36	L
12/6	@LA CLIPPERS	6,296	111-109	9-9	W	3/5	CLEVELAND	11,163	126-102	23-36	W
12/9	@GOLDEN STATE	7,059	109-94	10-9	W	3/7	SACRAMENTO	12,037	105-102	24-36	W
12/10	HOUSTON	10,535	109-117	10-10	L	3/9	@MILWAUKEE	11,052	110-118	24-37	L
12/12	@DENVER	9,382	116-128	10-11	L	3/11	@BOSTON	14,890	109-118	24-38	L
12/13	DENVER	11,076	123-110	11-11	W	3/12	@CLEVELAND	6,643	109-116	24-39	L
12/16	@HOUSTON	16,016	106-102	12-11	W	3/14	@SAN ANTONIO	7,791	108-121	24-40	L
12/17	@SAN ANTONIO	4,754	81-94	12-12	L	3/18	HOUSTON	11,971	91-113	24-41	L
12/19	SEATTLE	10,433	106-108	12-13	L	3/20	@PORTLAND	12,666	105-134	24-42	L
12/20	@SACRAMENTO	10,333	114-122	12-14	L	3/21	GOLDEN STATE	13,060	102-105	24-43	L
12/23	DALLAS	10,123	120-119	13-14	W	3/24	LA LAKERS	12,907	108-93	25-43	W
12/26	BOSTON	14,519	112-122	13-15	L	3/26	@SACRAMENTO	10,333	115-124	25-44	L
12/27	@DALLAS	17,007	97-123	13-16	L	3/27	LA CLIPPERS	10,153	130-117	26-44	W
12/30	@PORTLAND	12,666	105-120	13-17	L	3/31	@UTAH	12,212	95-110	26-45	L
1/2	@LA LAKERS	17,505	118-155	13-18	L	4/1	HOUSTON	11,122	117-104	27-45	W
1/4	@GOLDEN STATE	6,266	104-101	14-18	W	4/3	UTAH	10,326	112-98	28-45	W
1/6	@SEATTLE	5,764	108-138	14-19	L	4/4	@LA CLIPPERS	8,305	128-123*	29-45	W
1/9	SAN ANTONIO	12,625	100-115	14-20	L	4/6	DALLAS	9,752	118-110*	30-45	W
1/10	@DENVER	13,661	120-127*	14-21	L	4/7	@SEATTLE	6,585	127-125*	31-45	W
1/13	@HOUSTON	16,016	100-118	14-22	L	4/9	PORTLAND	9,438	128-122	32-45	W
1/15	UTAH	10,712	123-107	15-22	W	4/11	SAN ANTONIO	10,595	136-116	33-45	W
1/17	LA CLIPPERS	11,372	132-101	16-22	W	4/12	@LA LAKERS	17,505	104-119	33-46	L
1/19	@PHILADELPHIA	13,525	104-107	16-23	L	4/14	SACRAMENTO	11,369	132-123	34-46	W
1/21	@NEW JERSEY	7,463	114-120	16-24	L	4/15	@GOLDEN STATE	6,688	119-116	35-46	W
1/23	@WASHINGTON	6,525	90-109	16-25	L	4/18	LA CLIPPERS	10,578	121-106	36-46	W

\*Overtime

## 86-87 Final Statistics

PLAYER	G	GS	MIN	3PT			FTM-FTA	PCT	OR-DR	REB	AST	PF-QD	STL	TO	BLK	PTS-AVG	
				FGM-FGA	PCT	FGM-FGA											PCT
DAVIS	79	79	2646	779-1515	.514	21-81	259	288-334	.862	90-154	244	364	184-1	96	226	5	1867-23.6
NANCE	69	67	2569	585-1062	.551	1-5	.200	381-493	.773	188-411	599	233	223-4	86	149	148	1552-22.5
EDWARDS	14	9	304	57-110	.518	0-0	—	54-70	.771	20-40	60	19	42-1	6	15	7	168-12.0
HUMPHRIES	82	82	2579	359-753	.477	5-27	.185	200-260	.769	62-198	260	632	239-1	112	195	9	923-11.3
ADAMS	68	40	1690	311-618	.503	0-1	.000	134-170	.788	91-247	338	223	207-3	62	139	37	756-11.1
SANDERS	82	4	1655	357-722	.494	2-17	.118	143-183	.781	101-170	271	126	210-1	61	105	23	859-10.5
PINCKNEY	80	65	2250	290-497	.584	0-2	.000	257-348	.739	179-401	580	116	196-1	86	135	54	837-10.5
BEDFORD	50	18	979	142-358	.397	0-1	.000	50-86	.581	79-167	246	57	125-1	18	85	37	334-6.7
ADDISON	62	12	711	146-331	.441	16-50	.320	51-64	.797	41-65	106	45	75-1	27	54	7	359-5.8
GONDREZICK	64	1	836	135-300	.450	4-17	.235	75-107	.701	47-63	110	81	91-0	25	56	4	349-5.5
HORNACEK	80	3	1561	159-350	.454	12-43	.279	94-121	.777	41-143	184	361	130-0	70	153	5	424-5.3
GATTISON	77	14	1104	148-311	.476	0-3	.000	108-171	.632	87-183	270	36	178-1	24	88	33	404-5.2
THOMPSON	24	2	331	42-105	.400	0-3	.000	27-33	.818	20-11	31	18	53-0	11	16	5	111-4.6
VANOS	57	14	640	65-158	.411	0-2	.000	38-59	.644	67-113	180	43	94-0	19	48	23	168-2.9
SUNS	82		19855	3575-7190	.497	61-252	.242	1900-2499	.760	1113-2366	3479	2354	2047-15	703	1498	397	9111-111.1
OPPONENTS	82		19855	3623-7336	.494	123-395	.311	1942-2570	.756	1235-2355	3590	2246	2034-20	799	1428	435	9311-113.5

# Season Review 87-88


## RECORD

28-54

When the Phoenix Suns projected their opening night lineup, rookie Head Coach **John Wetzel** envisioned a starting unit of **Larry Nance** and **Armon Gilliam** at forward, **James Edwards** at center with **Walter Davis** and **Jay Humphries** at guard. During the season's final month, the Suns' starting unit had evolved into **Eddie Johnson** at small forward, Gilliam at power forward, **Mark West** at center, **Kevin Johnson** and **Jeff Hornacek** at guard.

The Suns finished the season with a 28-54 record, their poorest record since their 16-66 expansion season in 1968-69. However, in Suns history, 1987-88 will likely be referred to as "The Year of the Trade." In late February, Suns Director of Player Personnel, **Cotton Fitzsimmons**, orchestrated a series of trades that changed the face and the fortunes of the Suns. In the largest single transaction to that point in the 20-year history of the Suns franchise, Fitzsimmons dealt Nance and **Mike Sanders**, along with Detroit's first-round pick in 1988 to Cleveland in exchange for the Cavs' first- and second-round draft picks in 1988, and players KJ, West and **Tyrone Corbin**. The Suns finished off the trading flurry by sending Humphries to Milwaukee for **Craig Hodges**.

The new-look Suns put together a respectable 11-9 record over the last quarter of the season and KJ won Rookie of the Month honors for April. Shortly after the end of the season, Wetzel was released and was replaced by Fitzsimmons, who was making his second appearance as the Suns' head coach.



**FRONT ROW:** Head Coach John Wetzel, Ron Moore, Jeff Cook, Armon Gilliam, Mark West, Alvan Adams, James Bailey, Assistant Coach Herb Brown, Trainer Joe Proski.

**BACK ROW:** Kevin Johnson, Jeff Hornacek, Walter Davis, Winston Crite, Kenny Gattison, Bernard Thompson, Eddie Johnson, Tyrone Corbin, Craig Hodges.

DATE	OPPONENT	ATTEND.	SCORE	REC.	W/L	DATE	OPPONENT	ATTEND.	SCORE	REC.	W/L
11/6	@PORTLAND	12,666	104-114	0-1	L	2/4	CHICAGO	14,471	101-113	13-29	L
11/7	@SEATTLE	14,252	96-112	0-2	L	2/9	LA CLIPPERS	8,756	106-100	14-29	W
11/10	GOLDEN STATE	9,470	123-109	1-2	W	2/10	@LA CLIPPERS	5,670	95-101	14-30	L
11/11	@GOLDEN STATE	8,560	115-130	1-3	L	2/12	INDIANA	11,719	102-107	14-31	L
11/13	@UTAH	12,212	92-109	1-4	L	2/13	@SACRAMENTO	10,333	116-114	15-31	W
11/14	SAN ANTONIO	9,686	124-113	2-4	W	2/15	BOSTON	14,471	106-107	15-32	L
11/18	UTAH	8,908	90-80	3-4	W	2/17	@UTAH	12,444	103-108	15-33	L
11/20	LA CLIPPERS	9,464	96-112	3-5	L	2/18	SAN ANTONIO	10,086	114-122	15-34	L
11/25	HOUSTON	11,112	103-109	3-6	L	2/20	DENVER	14,269	128-108	16-34	W
11/27	NEW JERSEY	9,749	113-107	4-6	W	2/22	@DALLAS	17,007	107-114	16-35	L
12/1	@PORTLAND	12,666	100-102	4-7	L	2/25	CLEVELAND	10,357	109-103	17-35	W
12/3	NEW YORK	9,678	120-114	5-7	W	2/27	WASHINGTON	14,286	106-116	17-36	L
12/5	PORTLAND	11,411	115-133	5-8	L	2/28	@LA LAKERS	17,505	97-111	17-37	L
12/6	@LA CLIPPERS	5,467	97-96	6-8	W	3/1	@SAN ANTONIO	5,151	109-114	17-38	L
12/9	ATLANTA	10,795	117-105	7-8	W	3/3	PORTLAND	10,435	112-135	17-39	L
12/11	@DALLAS	17,007	104-108*	7-9	L	3/4	@DENVER	13,212	108-116	17-40	L
12/12	@SEATTLE	7,262	110-129	7-10	L	3/8	@ATLANTA	10,507	113-143	17-41	L
12/15	@LA LAKERS	17,371	97-122	7-11	L	3/9	@WASHINGTON	8,122	111-115	17-42	L
12/18	PORTLAND	9,971	114-129	7-12	L	3/11	@DETROIT	21,612	88-116	17-43	L
12/20	@SACRAMENTO	10,333	120-109	8-12	W	3/13	@MILWAUKEE	11,052	107-117	17-44	L
12/22	@DENVER	8,823	104-119	8-13	L	3/15	SEATTLE	11,159	111-90	18-44	W
12/23	SEATTLE	10,351	102-103	8-14	L	3/16	@GOLDEN STATE	7,820	118-112	19-44	W
12/26	SACRAMENTO	10,328	110-112	8-15	L	3/19	LA LAKERS	14,471	102-95	20-44	W
12/28	PHILADELPHIA	13,041	117-101	9-15	W	3/21	LA CLIPPERS	10,602	107-99	21-44	W
12/30	@LA CLIPPERS	7,420	121-102	10-15	W	3/22	@UTAH	12,444	96-103	21-45	L
1/2	@CLEVELAND	9,106	107-120	10-16	L	3/24	MILWAUKEE	11,271	119-114	22-45	W
1/4	@PHILADELPHIA	7,851	114-122	10-17	L	3/26	DETROIT	14,025	103-108	22-46	L
1/5	@NEW YORK	11,003	100-95	11-17	W	3/30	GOLDEN STATE	10,662	123-105	23-46	W
1/7	DALLAS	11,473	91-105	11-18	L	4/2	@SEATTLE	9,790	107-151	23-47	L
1/9	@HOUSTON	16,611	98-104	11-19	L	4/5	UTAH	9,829	111-106	24-47	W
1/11	DENVER	9,802	127-115	12-19	W	4/6	@DALLAS	16,452	93-119	24-48	L
1/13	HOUSTON	10,114	117-106	13-19	W	4/8	@GOLDEN STATE	8,317	111-112	24-49	L
1/16	LA LAKERS	14,471	96-107	13-20	L	4/9	SACRAMENTO	10,575	95-92	25-49	W
1/18	@NEW JERSEY	8,074	113-117	13-21	L	4/11	DENVER	9,708	119-123	25-50	L
1/20	@BOSTON	14,890	115-131	13-22	L	4/13	SAN ANTONIO	10,822	123-116	26-50	W
1/22	@CHICAGO	17,725	108-118	13-23	L	4/15	@LA LAKERS	17,505	114-117	26-51	L
1/24	@INDIANA	10,842	109-128	13-24	L	4/16	SEATTLE	11,406	121-119*	27-51	W
1/27	DALLAS	10,592	102-121	13-25	L	4/19	GOLDEN STATE	8,939	122-107	28-51	W
1/29	@PORTLAND	12,666	119-128	13-26	L	4/20	@SEATTLE	8,570	98-121	28-52	L
1/30	SACRAMENTO	14,471	120-126	13-27	L	4/22	LA LAKERS	14,077	112-117	28-53	L
2/2	@HOUSTON	16,611	99-109	13-28	L	4/24	@HOUSTON	16,611	119-127	28-54	L

\*Overtime

## 87-88 Final Statistics

PLAYER	3 PT																
	G	GS	MIN	FGM-FGA	PCT	FGM-FGA	PCT	FTM-FTA	PCT	OR-DR	REB	AST	PF-DQ	STL	TO	BLK	PTS-AVG
NANCE	40	34	1477	327-616	.531	2-5	.400	187-249	.751	119-275	394	123	152-7	45	106	96	843-21.1
DAVIS	68	48	1951	488-1031	.473	36-96	.375	205-231	.887	32-127	159	278	131-0	86	126	3	1217-17.9
E.JOHNSON	73	59	2177	533-1110	.480	24-94	.255	204-240	.850	121-197	318	180	190-0	33	139	9	1294-17.7
EDWARDS	43	42	1377	254-542	.469	0-1	.000	165-260	.635	97-238	335	73	159-2	14	108	32	673-15.7
GILLIAM	55	53	1807	342-720	.475	0-0	—	131-193	.679	134-300	434	72	143-1	58	123	29	815-14.8
HUMPHRIES	50	33	1557	264-484	.545	3-16	.188	103-139	.741	44-107	151	354	154-1	61	108	4	634-12.7
K.JOHNSON(PHX)	28	25	874	132-285	.463	3-15	.200	85-99	.859	26-93	119	244	59-0	43	64	7	352-12.6
WEST(PHX)	29	29	915	134-257	.521	0-1	.000	75-132	.568	82-160	242	24	107-2	22	82	68	343-11.8
HODGES(PHX)	23	0	462	87-178	.489	31-57	.544	27-32	.844	7-25	32	44	38-0	16	28	2	232-10.1
HORNACEK	82	49	2243	306-605	.506	17-58	.293	152-185	.822	71-191	262	540	151-0	107	156	10	781-9.5
CORBIN(PHX)	30	1	591	99-203	.488	1-3	.333	33-40	.825	48-82	130	59	53-0	30	38	3	232-7.7
ADAMS	82	25	1646	251-506	.496	1-2	.500	108-128	.844	118-247	365	183	245-3	82	140	41	611-7.5
SANDERS	35	5	466	82-171	.480	0-1	.000	39-53	.736	28-34	62	30	73-0	18	27	4	203-5.8
THOMPSON	37	7	566	74-159	.465	0-2	.000	43-60	.717	40-36	76	51	75-1	21	21	1	191-5.2
BAILEY	65	0	869	109-241	.452	0-4	.000	70-89	.787	73-137	210	42	180-1	17	70	28	288-4.4
MARTIN	10	0	101	16-51	.314	0-1	.000	8-13	.615	9-18	27	6	16-0	5	9	0	40-4.0
CRITE	29	0	258	34-68	.500	0-0	—	19-25	.760	27-37	64	15	42-0	5	25	8	87-3.0
MOORE(PHX)	5	0	34	5-16	.313	0-0	—	4-4	1.00	0-6	6	0	13-0	3	1	0	14-2.8
COOK	33	0	359	14-59	.237	0-1	.000	23-28	.821	37-69	106	14	64-1	9	14	8	51-1.5
SUNS	82		19730	3551-7302	.486	118-357	.331	1681-2200	.764	1113-2379	3492	2332	2045-19	675	1413	353	8901-108.5
OPPONENTS	82		19730	3609-7248	.498	128-421	.304	1922-2506	.767	1104-2416	3520	2225	1901-16	710	1296	441	9268-113.0



# Season Review 88-89

**RECORD**
**55-27**

When the season began, no one predicted that the Suns would end up with the fourth-best record in the NBA and give the defending World Champion Los Angeles Lakers a serious run for the Pacific Division title. However, the Suns did just that on their way to the third-biggest turnaround in NBA history, improving by 27 games.

The 1988-89 Suns did not resemble any past Suns squads as **Jeff Hornacek** was the lone holdover from two years before. Director of Player Personnel **Cotton Fitzsimmons** took over as head coach prior to the season and brought assistant coaches **Paul Westphal**, **Lionel Hollins** and **Truck Robinson** on board.

The Suns won 55 games, including 18 of their last 22 games. They were the only team in the league to have three players average 20-plus points (**Tom Chambers** 25.7, **Eddie Johnson** 21.5, **Kevin Johnson** 20.4) and led the league with 118.6 points per game.

The Suns set a new Coliseum attendance record with an average of 12,465 fans at home and 18 sellouts, also a franchise record.

The Suns defeated Denver in the first round of the playoffs and won their second round series against Golden State 4-1. Next up were the Lakers in the Western Conference Finals. They played the Lakers tough but fell 4-0.

The Suns were showered with postseason awards. Eddie Johnson won the NBA Sixth Man Award, Kevin Johnson was named the Most Improved Player, Fitzsimmons won NBA Coach of the Year and President and CEO **Jerry Colangelo** was named NBA Executive of the Year for the third time. It was the first time in NBA history that a single team won four postseason league awards. Chambers and KJ were also selected to the All-NBA Second Team.



**FRONT ROW:** Assistant Coach Lionel Hollins, Assistant Coach Paul Westphal, Dan Majerle, Dean Garrett, Mark West, Armon Gilliam, Tyrone Corbin, Trainer Joe Proski, Head Coach Cotton Fitzsimmons.

**BACK ROW:** Kevin Johnson, Jeff Hornacek, Winston Crite, Eddie Johnson, Kenny Gattison, Andrew Lang, Tom Chambers, Tim Perry, Steve Kerr, Craig Hodges.

# FIFTY SEASONS

DATE	OPPONENT	ATTEND.	SCORE	REC.	W/L	DATE	OPPONENT	ATTEND.	SCORE	REC.	W/L						
11/4	@PORTLAND	12,812	105-120	0-1	L	2/1	LA LAKERS	14,471	114-97	27-15	W						
11/5	@GOLDEN STATE	15,025	104-117	0-2	L	2/3	@DALLAS	17,007	117-121	27-16	L						
11/9	DALLAS	9,241	111-103	1-2	W	2/4	ATLANTA	14,471	116-118*	27-17	L						
11/11	GOLDEN STATE	10,045	141-103	2-2	W	2/6	UTAH	12,058	104-87	28-17	W						
11/12	@LA CLIPPERS	13,826	127-138*	2-3	L	2/9	LA CLIPPERS	11,089	120-113	29-17	W						
11/15	@SACRAMENTO	16,517	119-89	3-3	W	2/15	SEATTLE	12,800	135-112	30-17	W						
11/16	INDIANA	9,062	123-104	4-3	W	2/17	BOSTON	14,471	135-126	31-17	W						
11/18	DETROIT	14,471	105-121	4-4	L	2/18	@SACRAMENTO	16,517	120-101	32-17	W						
11/19	@UTAH	12,444	121-134	4-5	L	2/20	@UTAH	12,444	92-118	32-18	L						
11/23	NEW JERSEY	9,046	129-133	4-6	L	2/21	GOLDEN STATE	12,468	139-121	33-18	W						
11/25	SEATTLE	10,710	110-105	5-6	W	2/24	PHILADELPHIA	14,471	120-95	34-18	W						
11/26	@SAN ANTONIO	10,583	104-117	5-7	L	2/26	@LA LAKERS	17,505	122-134	34-19	L						
11/29	@HOUSTON	16,611	124-107	6-7	W	2/28	@PORTLAND	12,848	134-139	34-20	L						
12/2	HOUSTON	9,809	110-95	7-7	W	3/2	SACRAMENTO	10,369	110-90	35-20	W						
12/3	LA CLIPPERS	9,194	114-106*	8-7	W	3/4	LA CLIPPERS	14,471	133-91	36-20	W						
12/6	WASHINGTON	8,123	130-92	9-7	W	3/6	@PHILADELPHIA	14,156	110-106	37-20	W						
12/7	@LA LAKERS	17,353	111-125	9-8	L	3/7	@NEW YORK	17,621	119-124	37-21	L						
12/9	GOLDEN STATE	11,636	110-105	10-8	W	3/10	@INDIANA	11,337	116-121	37-22	L						
12/13	@SEATTLE	13,500	116-126	10-9	L	3/11	@MILWAUKEE	16,633	93-100	37-23	L						
12/16	PORTLAND	11,196	132-125	11-9	W	3/13	@MIAMI	15,008	112-104	38-23	W						
12/17	@PORTLAND	12,848	97-115	11-10	L	3/14	@ATLANTA	15,872	114-112	39-23	W						
12/20	SAN ANTONIO	9,550	128-110	12-10	W	3/17	PORTLAND	14,090	129-124	40-23	W						
12/22	@DENVER	9,677	126-118	13-10	W	3/18	SEATTLE	14,471	122-104	41-23	W						
12/23	DENVER	10,274	119-107	14-10	W	3/20	MIAMI	12,315	115-97	42-23	W						
12/26	LA LAKERS	14,471	111-96	15-10	W	3/22	CHICAGO	14,471	111-112	42-24	L						
12/28	@DETROIT	21,454	100-106	15-11	L	3/23	@GOLDEN STATE	15,025	154-124	43-24	W						
12/30	@NEW JERSEY	13,259	116-109	16-11	W	3/25	@LA CLIPPERS	10,903	123-103	44-24	W						
1/2	@WASHINGTON	3,729	125-122	17-11	W	3/26	@LA LAKERS	17,505	116-118	44-25	L						
1/4	@BOSTON	14,890	106-104	18-11	W	3/28	LA LAKERS	14,471	127-104	45-25	W						
1/6	DALLAS	14,471	120-111	19-11	W	3/30	@SACRAMENTO	16,517	123-135	45-26	L						
1/7	MIAMI	12,288	107-99	20-11	W	3/31	MILWAUKEE	14,471	122-104	46-26	W						
1/9	@GOLDEN STATE	11,029	124-130	20-12	L	4/5	UTAH	14,471	114-104	47-26	W						
1/11	CLEVELAND	14,471	121-124	20-13	L	4/6	@SEATTLE	14,457	126-119	48-26	W						
1/13	SACRAMENTO	13,420	111-90	21-13	W	4/8	@LA CLIPPERS	10,459	115-97	49-26	W						
1/16	@CLEVELAND	19,875	110-126	21-14	L	4/12	@DALLAS	16,851	109-94	50-26	W						
1/17	@MIAMI	— POSTPONED-UNSAFE CONDITIONS (MADE UP 4/19)										4/13	@HOUSTON	16,611	119-111	51-26	W
1/19	@CHARLOTTE	23,388	126-112	22-14	W	4/15	SAN ANTONIO	14,471	137-91	52-26	W						
1/21	@CHICAGO	18,591	116-107	23-14	W	4/17	SACRAMENTO	14,471	140-85	53-26	W						
1/24	CHARLOTTE	11,089	106-103	24-14	W	4/19	@MIAMI	15,008	117-91	54-26	W						
1/27	NEW YORK	14,471	132-130	25-14	W	4/21	HOUSTON	14,471	101-112	54-27	L						
1/28	@DENVER	17,022	138-142	25-15	L	4/22	@SEATTLE	12,995	121-111	55-27	W						
1/30	DENVER	10,726	126-100	26-15	W												

\*Overtime

## 88-89 Final Statistics

PLAYER	3 PT												TO	BLK	PTS	AVG	
	G	GS	MIN	FGM-FGA	PCT	FGM-FGA	PCT	FTM-FTA	PCT	OR-DR	REB	AST					PF-DQ
CHAMBERS	81	81	3002	774-1643	.471	28-86	.326	509-598	.851	143-541	684	231	271-2	87	231	55	2085-25.7
E.JOHNSON	70	7	2043	608-1224	.497	71-172	.413	217-250	.868	91-215	306	162	198-0	47	122	7	1504-21.5
K.JOHNSON	81	81	3179	570-1128	.505	2-22	.091	508-576	.882	46-294	340	991	226-1	135	322	24	1650-20.4
GILLIAM	74	60	2120	468-930	.503	0-0	—	240-323	.743	165-376	541	52	176-2	54	140	27	1176-15.9
HORNACEK	78	73	2487	440-889	.495	27-81	.333	147-178	.826	75-191	266	465	188-0	129	111	8	1054-13.5
MAJERLE	54	5	1354	181-432	.419	27-82	.329	78-127	.614	62-147	209	130	139-1	63	48	14	467-8.6
CORBIN	77	30	1655	245-454	.540	0-2	.000	141-179	.788	176-222	398	118	222-2	82	92	13	631-8.2
WEST	82	32	2019	243-372	.653	0-0	—	108-202	.535	167-384	551	39	273-4	35	103	187	594-7.2
PERRY	62	15	614	108-201	.537	1-4	.250	40-65	.615	61-71	132	18	47-0	19	37	32	257-4.1
HODGES	10	0	92	16-36	.444	4-12	.333	3-4	.750	2-3	5	8	8-0	2	5	0	39-3.9
LANG	62	25	526	60-117	.513	0-0	—	39-60	.650	54-93	147	9	112-1	17	28	48	159-2.6
KERR	26	0	157	20-46	.435	8-17	.471	6-9	.667	3-14	17	24	12-0	7	6	0	54-2.1
DAVIS	2	0	7	1-5	.200	0-1	.000	2-2	1.000	1-0	1	0	1-0	0	0	0	4-2.0
DUNN	34	1	321	12-35	.343	0-0	—	9-12	.750	30-30	60	25	35-0	12	6	1	33-1.0
NEALY(PHX)	30	0	164	8-29	.276	0-2	.000	3-7	.429	18-37	55	8	22-0	4	6	0	19-0.6
GATTISON	2	0	9	0-1	.000	0-0	—	1-2	5.000	0-1	1	0	2-0	0	0	0	1-0.5
CRITE	2	0	6	0-3	.000	0-0	—	0-0	—	1-0	1	0	1-0	0	1	0	0-0.0
SUNS	82		19755	3754-7545	.498	168-481	.349	2051-2594	.791	1095-2619	3714	2280	1933-13	693	1279	416	9727-118.6
OPPONENTS	82		19755	3589-7736	.464	181-568	.319	1737-2308	.753	1252-2458	3710	2166	2057-16	625	1368	437	9006-110.9

# Season Review 89-90

**RECORD**
**54-28**

The 1989-90 Suns featured eight returning players from the previous year's team and finished 54-28.


Phoenix ended the season second in the NBA in points scored (114.9) and 22 road wins established a new team record. The Suns also established a new NBA record on April 9 when they hit 61 free throws against Utah. The club won a single season team-record 19 in a row at home.

**Tom Chambers** set the club record for total points in a season (2,201) and scoring average (27.2) and placed fourth in the league in scoring average.

Head Coach **Cotton Fitzsimmons** reached the .500 mark for his career with a win over Philadelphia on February 24. It was the first time he was at the .500 level since March 7, 1976, when he was head coach of Atlanta. Fitzsimmons, the 1989 NBA Coach of the Year, was named Coach of the Month for February.

The Suns set an all-time regular season home attendance record on April 3 against Dallas, and played in front of 578,661 fans on the year. The Suns had 26 sellouts to set a new franchise record, topping the old mark of 18 set in 1988-89.

Phoenix began playoff competition with a hard-fought 3-2 series win over Utah. They then defeated the L.A. Lakers, 4-1, in the Western Conference Semifinals; the first time a Suns team defeated the Lakers in a seven-game playoff series. The Suns then lost to Portland, 4-2, in the conference finals. Chambers and **Kevin Johnson** were both named to the All-NBA Second Team.



**FRONT ROW:** NBA Scout Scotty Robertson, Assistant Coach Lionel Hollins, Kevin Johnson, Jeff Hornacek, Kenny Battle, Michael Morrison, Greg Grant, Assistant Coach Paul Westphal, Head Coach Cotton Fitzsimmons.

**BACK ROW:** Trainer Joe Proski, Ricky Blanton, Kurt Rambis, Andrew Lang, Tom Chambers, Mark West, Tim Perry, Eddie Johnson, Dan Majerle.

# FIFTY SEASONS

DATE	OPPONENT	ATTEND.	SCORE	REC.	W/L	DATE	OPPONENT	ATTEND.	SCORE	REC.	W/L
11/3	GOLDEN STATE	14,144	136-106	1-0	W	2/1	ATLANTA	14,143	102-90	26-16	W
11/4	@DENVER	12,439	132-135	1-1	L	2/3	HOUSTON	14,487	130-105	27-16	W
11/7	@LA LAKERS	17,505	107-111	1-2	L	2/4	@PORTLAND	12,884	121-123	27-17	L
11/10	SACRAMENTO	13,590	130-109	2-2	W	2/7	@SEATTLE	11,420	128-124	28-17	W
11/15	PORTLAND	12,728	109-107	3-2	W	2/13	@LA CLIPPERS	12,059	118-96	29-17	W
11/17	@PORTLAND	12,884	109-110	3-3	L	2/14	UTAH	14,487	114-103	30-17	W
11/18	WASHINGTON	13,607	118-107	4-3	W	2/16	GOLDEN STATE	14,487	135-114	31-17	W
11/21	@SAN ANTONIO	13,726	98-107	4-4	L	2/18	@GOLDEN STATE	15,025	131-113	32-17	W
11/22	CHICAGO	14,487	90-95	4-5	L	2/20	BOSTON	14,487	120-99	33-17	W
11/24	ORLANDO	13,173	121-94	5-5	W	2/22	@SACRAMENTO	17,014	104-98	34-17	W
11/29	DETROIT	14,487	103-111	5-6	L	2/24	PHILADELPHIA	14,487	129-99	35-17	W
12/1	LA CLIPPERS	13,240	111-90	6-6	W	2/27	DENVER	14,487	120-101	36-17	W
12/2	NEW YORK	14,033	112-122	6-7	L	3/1	@HOUSTON	14,705	104-112	36-18	L
12/7	@LA LAKERS	17,257	96-100	6-8	L	3/2	@DALLAS	17,007	102-108	36-19	L
12/8	MILWAUKEE	12,409	123-98	7-8	W	3/4	CLEVELAND	14,487	108-96	37-19	W
12/12	@HOUSTON	14,867	83-105	7-9	L	3/6	@ATLANTA	13,049	113-111	38-19	W
12/13	@UTAH	12,616	95-102	7-10	L	3/7	@WASHINGTON	7,810	113-111	39-19	W
12/15	HOUSTON	14,032	121-96	8-10	W	3/9	@INDIANA	10,960	134-130	40-19	W
12/17	@SACRAMENTO	17,014	125-113	9-10	W	3/10	@MINNESOTA	30,166	101-98*	41-19	W
12/20	INDIANA	13,329	130-131*	9-11	L	3/13	@UTAH	12,616	114-106	42-19	W
12/22	SAN ANTONIO	14,487	115-119	9-12	L	3/14	DENVER	14,487	138-108	43-19	W
12/23	LA CLIPPERS	12,567	104-100	10-12	W	3/16	MIAMI	14,487	129-103	44-19	W
12/26	PORTLAND	14,487	121-105	11-12	W	3/19	SAN ANTONIO	14,487	102-113	44-20	L
12/29	@MINNESOTA	25,699	118-101	12-12	W	3/21	CHARLOTTE	14,487	114-115*	44-21	L
12/30	@CLEVELAND	18,867	102-110	12-13	L	3/23	MINNESOTA	14,487	120-99	45-21	W
1/2	@NEW YORK	18,212	113-99	13-13	W	3/24	SEATTLE	14,487	121-95	46-21	W
1/4	DALLAS	14,487	119-102	14-13	W	3/26	@CHICAGO	17,884	92-121	46-22	L
1/6	@SEATTLE	14,430	110-120	14-14	L	3/27	@MILWAUKEE	15,493	127-133	46-23	L
1/9	LA LAKERS	14,487	121-118*	15-14	W	3/29	@CHARLOTTE	23,901	105-92	47-23	W
1/12	SACRAMENTO	14,487	111-96	16-14	W	3/30	@NEW JERSEY	13,328	126-119	48-23	W
1/13	@DENVER	14,070	119-111	17-14	W	4/1	@PHILADELPHIA	15,751	112-141	48-24	L
1/15	CHARLOTTE	13,643	118-108*	18-14	W	4/3	DALLAS	14,487	117-111	49-24	W
1/17	@DALLAS	17,007	108-88	19-14	W	4/6	LA LAKERS	14,487	99-103	49-25	L
1/18	MINNESOTA	14,070	113-96	20-14	W	4/7	@LA CLIPPERS	12,888	115-108	50-25	W
1/20	SEATTLE	14,487	117-98	21-14	W	4/9	UTAH	14,487	119-115*	51-25	W
1/22	@ORLANDO	15,077	126-103	22-14	W	4/12	@SACRAMENTO	17,014	116-114	52-25	W
1/23	@MIAMI	15,008	118-99	23-14	W	4/14	@SEATTLE	12,903	89-96	52-26	L
1/25	@CHARLOTTE	23,901	124-97	24-14	W	4/16	@GOLDEN STATE	15,025	141-129	53-26	W
1/26	@DETROIT	21,454	103-107	24-15	L	4/18	PORTLAND	14,487	120-128*	53-27	L
1/28	@BOSTON	14,890	118-126	24-16	L	4/20	GOLDEN STATE	14,487	123-106	54-27	W
1/30	NEW JERSEY	13,291	120-95	25-16	W	4/22	@SAN ANTONIO	15,910	93-108	54-28	L

\*Overtime

## 89-90 Final Statistics

PLAYER	G	GS	MIN	3PT			FTM-FTA	PCT	OR-DR	REB	AST	PF-QD	STL	TO	BLK	PTS-AVG	
				FGM-FGA	PCT	FGM-FGA											PCT
CHAMBERS	81	81	3046	810-1617	.501	24-86	.279	557-647	.861	121-450	571	190	260-1	88	218	47	2201-27.2
K.JOHNSON	74	74	2782	578-1159	.499	8-41	.195	501-598	.838	42-228	270	846	143-0	95	263	14	1665-22.5
HORNAMEK	67	60	2278	483-901	.536	40-98	.408	173-202	.856	86-557	313	337	144-2	117	125	14	1179-17.6
E.JOHNSON	64	4	1811	411-907	.453	70-184	.380	188-205	.917	69-177	246	107	174-4	32	108	10	1081-16.9
MAJERLE	73	23	2244	296-698	.424	19-80	.238	198-260	.762	144-286	430	188	177-5	100	82	32	809-11.1
WEST	82	79	2399	331-530	.625	0-0	—	199-288	.691	212-516	728	45	277-5	36	126	184	861-10.5
GILLIAM	16	7	267	52-121	.430	0-0	—	39-56	.696	26-44	70	8	28-0	6	17	5	143-8.9
MCGEE	14	7	280	42-87	.483	8-23	.348	10-21	.476	11-25	36	16	28-0	8	14	1	102-7.3
RAMBIS(TOT)	74	61	1904	190-373	.509	0-3	.000	82-127	.646	156-369	525	135	208-0	100	104	37	462-6.2
RAMBIS(PHX)	58	45	1456	132-257	.514	0-2	.000	52-72	.722	108-297	405	107	163-0	68	75	27	316-5.4
PERRY	60	18	612	100-195	.513	1-1	1.00	53-90	.589	79-73	152	17	76-0	21	47	22	254-4.2
BATTLE	59	8	729	93-170	.547	1-4	.250	55-82	.671	44-80	124	38	94-2	35	32	11	242-4.1
LANG	74	0	1011	97-174	.557	0-0	—	64-98	.653	83-188	271	21	171-1	22	41	133	258-3.5
GRANT	67	3	678	83-216	.384	3-16	.188	39-59	.661	16-43	59	168	58-0	36	77	1	208-3.1
LEGLER	11	0	83	11-29	.379	0-1	.000	6-6	1.00	4-4	8	6	12-0	2	4	0	28-2.5
MORRISON	36	1	153	23-68	.338	2-7	.286	24-30	.800	7-13	20	11	20-0	2	23	0	72-2.0
WILLIAMS	6	0	26	2-10	.200	0-0	—	1-2	.500	1-0	1	4	0-0	0	5	0	5-0.8
SUNS	82		19855	3544-7139	.496	176-543	.324	2159-2716	.795	1053-2651	3704	2109	1825-20	668	1275	501	9423-114.9
OPPONENTS	82		19855	3528-7588	.465	200-563	.355	1585-2163	.733	1202-2335	3537	2125	2151-33	677	1254	395	8841-107.8

# Season Review 90-91

**RECORD**
**55-27**

Following two consecutive trips to the Western Conference Finals and two-straight 50-plus win seasons, expectations of the Suns were high. They did not disappoint as the club finished 55-27.


The Suns took off for Tokyo, Japan, to open the season with two games against Utah. It marked the first time that professional sports teams from the United States played regular season games outside of North America. The Suns and Jazz split the two games.

The Suns set several records versus Denver on November 10. In that game, Head Coach **Cotton Fitzsimmons** won his 700th career game, becoming only the seventh coach in NBA history to achieve that mark. As a team, the Suns set a new NBA record for points in a half, scoring 107 first-half points, and tied the record for points in a non-overtime game with 173 vs. Denver on November 10.

On November 27 in Portland, the Suns defeated the Trail Blazers 123-109, ending a 20-game losing streak in Portland.

Phoenix set another club record with its 13-3 mark in March, the most wins by a Suns team in any month.

Phoenix finished the year with a 32-9 record at home and a 23-18 mark on the road. The 23 road wins eclipsed the record of 22 set during the 1989-90 season. However, the Suns lost in the opening round of the playoffs, 3-1, to Utah.



**FRONT ROW:** Assistant Coach Scotty Robertson, Assistant Coach Lionel Hollins, Assistant Coach Paul Westphal, Negele Knight, Cedric Ceballos, Dan Majerle, Jeff Hornacek, Kevin Johnson, President/CEO Jerry Colangelo, Head Coach Cotton Fitzsimmons.

**BACK ROW:** Trainer Joe Proski, Xavier McDaniel, Ed Nealy, Tim Perry, Tom Chambers, Joe Barry Carroll, Andrew Lang, Mark West, Kurt Rambis, Ian Lockhart.

# FIFTY SEASONS

DATE	OPPONENT	ATTEND.	SCORE	REC.	W/L	DATE	OPPONENT	ATTEND.	SCORE	REC.	W/L
11/2	UTAH @ TOKYO	10,111	119-96	1-0	W	1/30	@MIAMI	15,008	115-104	28-14	W
11/3	UTAH @ TOKYO	10,111	101-102	1-1	L	2/1	@PHILADELPHIA	17,611	89-96	28-15	L
11/7	GOLDEN STATE	14,487	129-119	2-1	W	2/3	@DETROIT	21,454	112-97	29-15	W
11/10	DENVER	14,487	173-143	3-1	W	2/5	DENVER	14,487	126-103	30-15	W
11/13	@LA LAKERS	16,512	112-111	4-1	W	2/6	@UTAH	12,616	99-103	30-16	L
11/14	@LA CLIPPERS	11,812	102-108	4-2	L	2/12	LA LAKERS	14,487	99-95	31-16	W
11/16	LA CLIPPERS	14,487	121-110*	5-2	W	2/14	@SAN ANTONIO	15,908	106-97	32-16	W
11/17	@SAN ANTONIO	15,908	114-128	5-3	L	2/16	@HOUSTON	16,611	91-100	32-17	L
11/21	CHICAGO	14,487	109-107	6-3	W	2/19	BOSTON	14,487	109-105	33-17	W
11/23	NEW JERSEY	14,487	114-116	6-4	L	2/20	@LA CLIPPERS	11,068	113-93	34-17	W
11/27	@PORTLAND	12,884	123-109	7-4	W	2/22	@PORTLAND	12,884	106-127	34-18	L
11/29	SEATTLE	14,487	128-110	8-4	W	2/23	@SEATTLE	14,692	120-110	35-18	W
12/1	LA LAKERS	14,487	98-108	8-5	L	2/25	CHARLOTTE	14,487	128-108	36-18	W
12/4	@CHICAGO	18,094	127-155	8-6	L	2/27	ORLANDO	14,487	116-124	36-19	L
12/5	@INDIANA	8,557	121-126	8-7	L	3/1	SACRAMENTO	14,487	112-106	37-19	W
12/7	@NEW JERSEY	11,019	129-110	9-7	W	3/4	@CHARLOTTE	23,901	126-93	38-19	W
12/8	@ORLANDO	15,077	113-109	10-7	W	3/5	@NEW YORK	16,420	107-102	39-19	W
12/11	SACRAMENTO	14,487	113-110	11-7	W	3/7	@ATLANTA	12,184	106-104	40-19	W
12/13	ORLANDO	14,487	125-114	12-7	W	3/8	@WASHINGTON	15,311	117-91	41-19	W
12/15	@DENVER	13,696	142-134	13-7	W	3/10	@MINNESOTA	19,006	123-109	42-19	W
12/18	@DALLAS	17,007	114-95	14-7	W	3/13	PORTLAND	14,487	116-108	43-19	W
12/19	MINNESOTA	14,487	112-96	15-7	W	3/15	HOUSTON	14,487	128-135	43-20	L
12/21	SAN ANTONIO	14,487	128-132*	15-8	L	3/16	ATLANTA	14,487	128-116	44-20	W
12/22	@HOUSTON	14,996	102-122	15-9	L	3/18	INDIANA	14,487	111-103	45-20	W
12/26	DALLAS	14,487	115-88	16-9	W	3/20	@DALLAS	17,007	110-96	46-20	W
12/28	PHILADELPHIA	14,487	115-96	17-9	W	3/22	SEATTLE	14,487	105-111	46-21	L
12/29	MIAMI	14,487	134-95	18-9	W	3/23	@SACRAMENTO	17,014	100-95	47-21	W
1/2	@CLEVELAND	15,808	105-83	19-9	W	3/25	@LA CLIPPERS	12,000	94-106	47-22	L
1/4	@BOSTON	14,890	103-132	19-10	L	3/26	MINNESOTA	14,487	117-95	48-22	W
1/5	@MILWAUKEE	18,633	86-88	19-11	L	3/28	MILWAUKEE	14,487	102-88	49-22	W
1/7	@MINNESOTA	19,006	119-106	20-11	W	4/2	UTAH	14,487	131-117	50-22	W
1/9	CLEVELAND	14,487	113-105	21-11	W	4/4	LA LAKERS	14,487	98-102	50-23	L
1/11	HOUSTON	14,487	114-110	22-11	W	4/5	@GOLDEN STATE	15,025	101-118	50-24	L
1/12	@GOLDEN STATE	15,025	127-118	23-11	W	4/7	@LA LAKERS	17,505	85-93	50-25	L
1/15	WASHINGTON	14,487	127-97	24-11	W	4/9	GOLDEN STATE	14,487	120-106	51-25	W
1/18	DETROIT	14,487	103-102	25-11	W	4/12	DALLAS	14,487	103-91	52-25	W
1/19	@SACRAMENTO	17,014	97-101	25-12	L	4/14	SAN ANTONIO	14,487	101-109	52-26	L
1/22	@PORTLAND	12,884	116-123	25-13	L	4/16	@DENVER	8,298	153-118	53-26	W
1/25	SEATTLE	14,487	128-113	26-13	W	4/17	LA CLIPPERS	14,487	105-100	54-26	W
1/26	NEW YORK	14,487	112-94	27-13	W	4/19	@SEATTLE	12,591	93-104	54-27	L
1/29	@ORLANDO	15,077	112-114	27-14	L	4/21	PORTLAND	14,487	135-118	55-27	W

\*Overtime

## 90-91 Final Statistics

PLAYER	G	GS	MIN	3PT			FTM-FTA	PCT	OR-DR	REB	AST	PF-QD	STL	TO	BLK	PTS-AVG	
				FGM-FGA	PCT	FGM-FGA											PCT
K.JOHNSON	77	76	2772	591-1145	.516	9-44	.205	519-616	.843	54-217	271	781	174-0	163	269	11	1710-22.2
CHAMBERS	75	76	2475	556-1271	.437	20-73	.274	379-459	.826	104-386	490	194	235-3	65	177	52	1511-19.9
MCDANIEL (TOT)	81	79	2634	590-1186	.497	0-8	.000	193-267	.723	173-384	557	187	264-2	76	184	46	1373-17.0
MCDANIEL (PHX)	66	64	2105	451-896	.503	0-5	.000	144-198	.727	137-339	476	149	214-2	50	144	42	1046-15.8
HORNACEK	80	77	2733	544-1051	.518	61-146	.418	201-224	.897	74-247	321	409	185-1	111	130	16	1350-16.9
MAJERLE	77	7	2281	397-821	.484	30-86	.349	227-298	.762	168-250	418	216	162-0	106	114	40	1051-13.6
E.JOHNSON	15	0	312	88-186	.473	6-21	.286	21-29	.724	16-30	46	17	37-0	9	24	2	203-13.5
CEBALLOS	63	0	730	204-419	.487	1-6	.167	110-166	.663	77-73	150	35	70-0	22	69	5	519-8.2
WEST	82	64	1957	247-382	.647	0-0	—	135-206	.655	171-393	564	37	266-2	32	86	161	629-7.7
BATTLE	16	4	263	38-86	.442	0-2	.000	20-29	.690	21-32	53	15	25-0	19	17	6	96-6.0
KNIGHT	64	6	792	131-308	.425	6-25	.240	71-118	.602	20-51	71	191	83-0	20	76	7	339-5.3
LANG	63	18	1152	109-189	.577	0-1	.000	93-130	.715	113-190	303	27	168-2	17	45	127	311-4.9
PERRY	46	2	587	75-144	.521	0-5	.000	43-70	.614	53-73	126	27	60-1	23	32	43	193-4.2
LOCKHART	1	0	2	1-1	1.000	0-0	—	2-2	1.00	0-0	0	0	0-0	0	0	0	4-4.0
RAMBIS	62	17	900	83-167	.497	0-2	.000	60-85	.706	77-189	266	64	107-1	25	45	11	226-3.6
CARROLL	11	0	96	13-36	.361	0-0	—	11-12	.917	3-21	24	11	18-0	1	12	8	37-3.4
NEALY	55	0	573	45-97	.464	5-16	.313	28-38	.737	44-107	151	36	46-0	24	19	4	123-2.2
SUNS	82		19730	3573-7199	.496	138-432	.319	2064-2680	.770	1132-2598	3730	2209	1850-12	687	1302	535	9348-114.0
OPPONENTS	82		19730	3462-7499	.462	182-584	.312	1705-2244	.760	1185-2298	3483	1972	2059-24	682	1282	463	8811-107.5



# Season Review 91-92

**RECORD****53-29**


The Suns' 53-29 record marked the fourth-straight year with 50 or more wins. The Suns opened the season with a grueling November in which they went 8-9, but rebounded to go 11-1 in December, 10-6 in January, 7-6 in an injury-plagued February, 12-3 in March and 5-4 in April.

The season included the franchise's 1,000th career win as the Suns became just the 12th franchise in NBA history to reach the 1,000-win plateau and only Milwaukee, Boston, Philadelphia and the Lakers did so in less time. Phoenix's 36-5 home record tied the team's previous best set during the 1978-90 and 1980-81 seasons.

Five Suns players – **Jeff Hornacek, Kevin Johnson, Dan Majerle, Tom Chambers** and **Tim Perry** – averaged double figure scoring as Phoenix averaged 112.1 points, second in the league.

The Suns completed their 24th and final season at Veterans Memorial Coliseum by setting a new regular season attendance record with sellouts in each of the 41 home games.

The Suns defeated San Antonio, 3-0, in the first round of the playoffs and lost to Portland, 4-1, in the second round. The last NBA game played at Veterans Memorial Coliseum was a 153-151 overtime loss May 11 in Game 4 against Portland. KJ scored 35 points for the Suns while Clyde Drexler pumped in 33 for the Blazers.



**FRONT ROW:** Strength Coach Robin Pound, Assistant Coach Scotty Robertson, Assistant Coach Lionel Hollins, Assistant Coach Paul Westphal, Negele Knight, Steve Burtt, Dan Majerle, Jeff Hornacek, Kevin Johnson, President/CEO Jerry Colangelo, Head Coach Cotton Fitzsimmons, Trainer Joe Proski.

**BACK ROW:** Ed Nealy, Tim Perry, Tom Chambers, Mark West, Andrew Lang, Jerrod Mustaf, Kurt Rambis, Cedric Ceballos, Assistant Trainer Matt Anderson.

# FIFTY SEASONS

DATE	OPPONENT	ATTEND.	SCORE	REC.	W/L	DATE	OPPONENT	ATTEND.	SCORE	REC.	W/L
11/1	@SEATTLE	12,863	99-95	1-0	W	1/24	@BOSTON	14,890	100-93	27-15	W
11/2	@PORTLAND	12,888	100-76	2-0	W	1/25	@WASHINGTON	11,791	121-115	28-15	W
11/5	INDIANA	14,496	105-111	2-1	L	1/29	NEW JERSEY	14,496	128-95	29-15	W
11/6	@LA CLIPPERS	9,383	87-111	2-2	L	1/31	@UTAH	19,911	116-117*	29-16	L
11/8	LA LAKERS	14,496	113-85	3-2	W	2/1	HOUSTON	14,496	106-92	30-16	W
11/9	@HOUSTON	15,506	95-96	3-3	L	2/3	LA LAKERS	14,496	113-104	31-16	W
11/12	@GOLDEN STATE	15,025	116-119	3-4	L	2/5	CHICAGO	14,496	126-114	32-16	W
11/13	BOSTON	14,496	111-117	3-5	L	2/12	PORTLAND	14,496	97-107	32-17	L
11/15	ATLANTA	14,496	97-113	3-6	L	2/14	@LA CLIPPERS	11,677	97-104	32-18	L
11/16	@DALLAS	17,364	88-91	3-7	L	2/15	WASHINGTON	14,496	124-98	33-18	W
11/19	@LA LAKERS	16,558	95-103	3-8	L	2/17	@SEATTLE	16,144	96-98	33-19	L
11/20	DENVER	14,496	113-97	4-8	W	2/18	@PORTLAND	12,888	116-129	33-20	L
11/22	LA CLIPPERS	14,496	105-97	5-8	W	2/21	@GOLDEN STATE	15,025	115-123	33-21	L
11/26	@SACRAMENTO	17,014	89-104	5-9	L	2/22	LA CLIPPERS	14,496	130-112	34-21	W
11/27	SACRAMENTO	14,496	141-100	6-9	W	2/24	NEW YORK	14,496	104-95	35-21	W
11/29	CHARLOTTE	14,496	131-111	7-9	W	2/26	CLEVELAND	14,496	103-100	36-21	W
11/30	UTAH	14,496	134-125*	8-9	W	2/28	@DALLAS	17,148	107-115	36-22	L
12/3	@MINNESOTA	18,582	101-95	9-9	W	3/1	UTAH	14,496	114-109	37-22	W
12/4	@INDIANA	9,597	114-108	10-9	W	3/3	HOUSTON	14,496	112-107*	38-22	W
12/6	@ORLANDO	15,151	122-105	11-9	W	3/5	SEATTLE	14,496	118-105	39-22	W
12/7	@MIAMI	15,008	109-108	12-9	W	3/7	@SAN ANTONIO	16,057	109-122	39-23	L
12/10	DETROIT	14,496	102-93	13-9	W	3/10	@CLEVELAND	16,719	100-102	39-24	L
12/13	@SAN ANTONIO	16,057	112-107	14-9	W	3/12	@MILWAUKEE	13,587	106-100	40-24	W
12/18	@DENVER	9,802	109-123	14-10	L	3/13	@PHILADELPHIA	16,798	108-104	41-24	W
12/20	SAN ANTONIO	14,496	116-91	15-10	W	3/15	@MINNESOTA	19,006	118-113	42-24	W
12/22	@LA LAKERS	17,505	100-88	16-10	W	3/17	DALLAS	14,496	92-81	43-24	W
12/26	MIAMI	14,496	132-104	17-10	W	3/20	LA CLIPPERS	14,496	101-114	43-25	L
12/28	DALLAS	14,496	121-103	18-10	W	3/21	MINNESOTA	14,496	121-105	44-25	W
12/30	@DETROIT	21,454	110-103	19-10	W	3/25	MILWAUKEE	14,496	132-104	45-25	W
1/2	@ATLANTA	12,215	105-123	19-11	L	3/27	PHILADELPHIA	14,496	117-113	46-25	W
1/4	@CHARLOTTE	23,698	108-113	19-12	L	3/28	@DENVER	17,002	121-101	47-25	W
1/5	@NEW YORK	17,850	104-108*	19-13	L	3/31	PORTLAND	14,496	128-111	48-25	W
1/8	DENVER	14,496	135-114	20-13	W	4/2	GOLDEN STATE	14,496	109-105	49-25	W
1/10	ORLANDO	14,496	118-107	21-13	W	4/3	@UTAH	19,911	94-113	49-26	L
1/11	GOLDEN STATE	14,496	130-118	22-13	W	4/5	@LA LAKERS	17,228	104-109	49-27	L
1/13	MINNESOTA	14,496	131-111	23-13	W	4/7	SACRAMENTO	14,496	103-101	50-27	W
1/15	@SACRAMENTO	17,014	128-111	24-13	W	4/9	@SEATTLE	11,223	104-119	50-28	L
1/17	SACRAMENTO	14,496	134-94	25-13	W	4/11	@GOLDEN STATE	15,025	125-134	50-29	L
1/19	PORTLAND	14,496	132-128*	26-13	W	4/14	SEATTLE	14,496	122-100	51-29	W
1/21	@CHICAGO	18,676	102-108	26-14	L	4/16	SAN ANTONIO	14,496	121-101	52-29	W
1/22	@NEW JERSEY	11,798	104-106	26-15	L	4/18	@HOUSTON	14,302	100-97	53-29	W

\*Overtime

## 91-92 Final Statistics

PLAYER	G	GS	MIN	3PT			FTM-FTA	PCT	OR-DR	REB	AST	PF-QD	STL	TO	BLK	PTS-AVG	
				FGM-FGA	PCT	FTM-FTA											
HORNACEK	81	81	3078	635-1240	.512	83-189	.439	279-315	.886	106-301	407	411	218-14	158	170	31	1632-20.1
JOHNSON	78	78	2899	539-1125	.479	10-46	.217	448-555	.807	61-231	292	836	180-0	116	272	23	1536-19.7
MAJERLE	82	15	2853	551-1153	.478	87-228	.382	229-303	.756	148-335	483	274	158-0	131	101	43	1418-17.3
CHAMBERS	69	66	1948	426-989	.431	18-49	.367	258-311	.830	86-315	401	142	196-1	57	103	37	1128-16.3
PERRY	80	69	2483	413-789	.523	3-8	.375	153-215	.712	204-347	551	134	237-2	44	141	116	982-12.3
LANG	81	71	1965	248-475	.522	0-1	.000	126-164	.768	170-376	546	43	306-8	48	87	201	622-7.7
CEBALLOS	64	4	725	176-365	.482	1-6	.167	109-148	.736	60-92	152	50	52-0	16	71	11	462-7.2
WEST	82	11	1436	196-310	.632	0-0	—	109-171	.637	134-238	372	22	239-2	14	82	81	501-6.1
BURTT	31	2	356	74-160	.463	1-6	.167	38-54	.704	10-24	34	59	58-0	16	33	4	187-6.0
KNIGHT	42	1	631	103-217	.475	4-13	.308	33-48	.688	16-30	46	112	58-0	24	58	3	243-5.8
MUSTAF	52	3	545	92-193	.477	0-0	—	49-71	.690	45-100	145	45	59-0	21	51	16	233-4.5
RAMBIS	28	5	381	38-82	.463	0-0	—	14-18	.778	23-83	106	37	46-0	12	25	14	90-3.2
NEALY	52	4	505	62-121	.512	20-50	.400	16-24	.667	25-86	111	37	45-0	16	17	2	160-3.1
SUNS	82		19805	3553-7219	.492	227-596	.381	1861-2397	.776	1088-2558	3646	2202	1852-14	673	1242	582	9194-112.1
OPPONENTS	82		19805	3429-7477	.459	180-586	.307	1669-2207	.756	1218-2345	3563	1909	1931-11	659	1258	493	8707-106.2

# Season Review 92-93

**RECORD**
**62-20**

The Suns had high expectations going into their 25th Anniversary season in the new America West Arena. Bolstered by a June 17, 1992, trade for **Charles Barkley** which sent **Jeff Hornacek**, **Andrew Lang** and **Tim Perry** to Philadelphia, Phoenix led the NBA with a franchise-record 62 wins. Phoenix also acquired veteran guard **Danny Ainge** and elevated **Paul Westphal** to head coach.


Westphal became the winningest rookie coach in NBA history and Barkley went on to become the first Phoenix player to be named NBA MVP.

The Suns began the season without **Kevin Johnson**, who missed 31 games due to injury. However, the Suns had a perfect December as Phoenix tied the NBA's third-best mark for a month with a 14-0 record.

At the All-Star Game, Phoenix was represented by the West's leading vote-getter Barkley and reserve **Dan Majerle**, as well as Westphal and his staff who led the West to victory.

Barkley averaged 25.6 points and 12.2 rebounds and led the Suns to their second Pacific Division title. The club led the NBA in scoring (113.4), broke the NBA record for three-pointers made (398) and set a franchise home attendance record (779,943). **Jerry Colangelo** was named NBA Executive of the Year for an unprecedented fourth time.

Down 0-2 against the L.A. Lakers in the first round of the playoffs, the Suns became the first team in history to come back and win 3-2. The Suns downed Seattle in seven games to earn a trip to the NBA Finals against Chicago. Phoenix lost the first two games at home, but won two of the next three in Chicago, including Game 3, a triple-overtime affair that saw Majerle tie an NBA Finals record with six three-pointers and KJ set an NBA Finals record with 62 total minutes played. But the Suns came up short as John Paxson buried a three-pointer with 3.9 seconds remaining in Game 6 in Phoenix to give the Bulls a 4-2 series win and their third-straight NBA Championship.



**FRONT ROW:** Assistant Coach Scotty Robertson, Assistant Coach Lionel Hollins, Head Coach Paul Westphal, Negele Knight, Frank Johnson, Charles Barkley, Danny Ainge, Kevin Johnson, President/CEO Jerry Colangelo, Senior Executive VP Cotton Fitzsimmons, Video Coach Garrick Barr, Trainer Joe Proski.

**BACK ROW:** Strength Coach Robin Pound, Cedric Ceballos, Tim Kempton, Jerrod Mustaf, Tom Chambers, Mark West, Oliver Miller, Richard Dumas, Dan Majerle, Assistant Trainer Matt Anderson.

# FIFTY SEASONS

DATE	OPPONENT	ATTEND.	SCORE	REC.	W/L	DATE	OPPONENT	ATTEND.	SCORE	REC.	W/L
11/7	LA CLIPPERS	19,023	111-105	1-0	W	2/5	LA LAKERS	19,023	132-104	33-9	W
11/10	@PORTLAND	12,888	89-100	1-1	L	2/7	ORLANDO	19,023	121-105	34-9	W
11/12	@UTAH	19,911	102-91	2-1	W	2/10	LA CLIPPERS	19,023	122-100	35-9	W
11/14	@MINNESOTA	19,006	108-101	3-1	W	2/11	@GOLDEN STATE	15,025	122-100	36-9	W
11/16	SEATTLE	19,023	117-108	4-1	W	2/13	@SEATTLE	14,812	95-94	36-10	L
11/18	SACRAMENTO	19,023	127-111	5-1	W	2/16	BOSTON	19,023	110-97	37-10	W
11/21	@LA CLIPPERS	14,419	107-111	5-2	L	2/18	ATLANTA	19,023	131-119	38-10	W
11/22	CHICAGO	19,023	111-128	5-3	L	2/23	@SAN ANTONIO	16,057	105-103	39-10	W
11/25	PORTLAND	19,023	121-117	6-3	W	2/25	@HOUSTON	16,611	104-131	39-11	L
11/27	GOLDEN STATE	19,023	121-107	7-3	W	2/26	UTAH	19,023	113-106	40-11	W
11/28	@GOLDEN STATE	15,025	131-134	7-4	L	2/28	CLEVELAND	19,023	94-101	40-12	L
12/1	CHARLOTTE	19,023	109-90	8-4	W	3/2	@PORTLAND	12,888	97-102	40-13	L
12/4	LA LAKERS	19,023	103-93	9-4	W	3/3	PHILADELPHIA	19,023	125-115	41-13	W
12/6	@MILWAUKEE	16,646	122-112	10-4	W	3/5	SACRAMENTO	19,023	130-122	42-13	W
12/8	@NEW JERSEY	16,514	105-100	11-4	W	3/6	@DALLAS	17,502	109-102	43-13	W
12/9	@CHARLOTTE	23,698	110-101	12-4	W	3/9	@SACRAMENTO	17,317	128-108	44-13	W
12/11	@ORLANDO	15,151	108-107	13-4	W	3/10	GOLDEN STATE	19,023	111-100	45-13	W
12/12	@MIAMI	15,008	122-118	14-4	W	3/12	DALLAS	19,023	116-98	46-13	W
12/15	WASHINGTON	19,023	125-110	15-4	W	3/13	NEW JERSEY	19,023	93-124	46-14	L
12/18	@LA LAKERS	16,734	116-100	16-4	W	3/17	PORTLAND	19,023	129-111	47-14	W
12/22	GOLDEN STATE	19,023	106-104	17-4	W	3/19	DETROIT	19,023	127-97	48-14	W
12/23	@DENVER	17,022	111-96	18-4	W	3/21	INDIANA	19,023	108-109	48-15	L
12/26	SEATTLE	19,023	113-110	19-4	W	3/23	NEW YORK	19,023	121-92	49-15	W
12/27	DENVER	19,023	129-88	20-4	W	3/24	@LA LAKERS	17,505	120-105	50-15	W
12/30	HOUSTON	19,023	133-110	21-4	W	3/26	MILWAUKEE	19,023	109-103	51-15	W
1/3	@SAN ANTONIO	16,057	113-114*	21-5	L	3/28	@PHILADELPHIA	18,168	110-100	52-15	W
1/5	@HOUSTON	13,755	106-104	22-5	W	3/30	@CHICAGO	18,676	113-109	53-15	W
1/7	@DALLAS	13,760	111-107	23-5	W	4/2	@BOSTON	14,890	118-114	54-15	W
1/12	@SEATTLE	14,812	113-122	23-6	L	4/4	@INDIANA	16,530	110-100	55-15	W
1/14	@SACRAMENTO	17,317	114-104	24-6	W	4/6	LA LAKERS	19,023	115-114	56-15	W
1/15	MIAMI	19,023	107-99	25-6	W	4/8	@SACRAMENTO	17,317	123-114	57-15	W
1/18	@NEW YORK	19,763	103-106	25-7	L	4/9	DENVER	19,023	98-97	58-15	W
1/20	@CLEVELAND	20,273	119-123	25-8	L	4/11	UTAH	19,023	112-99	59-15	W
1/22	@WASHINGTON	18,756	122-115	26-8	W	4/12	@LA CLIPPERS	15,989	104-111	59-16	L
1/23	@ATLANTA	16,531	110-91	27-8	W	4/14	MINNESOTA	19,023	98-84	60-16	W
1/25	@DETROIT	21,454	121-119	28-8	W	4/16	SEATTLE	19,023	102-108	60-17	L
1/27	@MINNESOTA	18,503	117-116*	29-8	W	4/17	@UTAH	19,911	101-110	60-18	L
1/29	SAN ANTONIO	19,023	125-110	30-8	W	4/19	HOUSTON	19,023	97-111	60-19	L
1/30	DALLAS	19,023	126-105	31-8	W	4/22	@PORTLAND	12,888	115-114	61-19	W
2/2	@LA CLIPPERS	15,989	108-112	31-9	L	4/24	SAN ANTONIO	19,023	99-97	62-19	W
2/3	MINNESOTA	19,023	122-102	32-9	W	4/25	@DENVER	17,022	118-120	62-20	L

\*Overtime

## 92-93 Final Statistics

PLAYER	G	GS	MIN	3 PT			FTM-FTA	PCT	OR-DR	REB	AST	PF-QD	STL	TO	BLK	PTS-AVG	
				FGM-FGA	PCT	FGM-FGA											PCT
BARKLEY	76	76	2859	716-1376	.520	67-220	.305	445-582	.765	237-691	928	385	196-0	119	233	74	1944-25.6
MAJERLE	82	82	3199	509-1096	.464	167-438	.381	203-261	.778	120-263	383	311	180-0	138	133	33	1388-16.9
K. JOHNSON	49	47	1643	282-565	.499	1-8	.125	226-276	.819	30-74	104	384	100-0	85	151	19	791-16.1
DUMAS	48	32	1320	302-576	.524	1-3	.333	152-215	.707	100-123	223	60	127-0	85	92	39	757-15.8
CEBALLOS	74	46	1607	381-662	.576	0-2	.000	187-258	.725	172-236	408	77	103-1	54	106	28	949-12.8
CHAMBERS	73	0	1723	320-716	.447	11-28	.393	241-288	.837	96-249	345	101	212-2	43	92	23	892-12.2
AINGE	80	0	2163	337-730	.462	150-372	.403	123-145	.848	49-165	214	260	175-3	69	113	8	947-11.8
KNIGHT	52	35	888	124-317	.391	0-7	.000	67-86	.779	28-36	64	145	66-1	23	73	4	315-6.1
MILLER	56	1	1069	121-255	.475	0-3	.000	71-100	.710	70-205	275	118	145-0	38	108	100	313-5.6
WEST	82	82	1558	175-285	.614	0-0	—	86-166	.518	153-305	458	29	243-3	16	93	103	436-5.3
MUSTAF	32	9	336	57-130	.438	0-1	.000	33-53	.623	29-54	83	10	40-0	14	22	11	147-4.6
F. JOHNSON	77	0	1122	136-312	.436	1-12	.083	59-76	.776	41-72	113	186	112-0	60	80	8	332-4.3
STIVRINS (TOT)	19	0	76	19-39	.487	0-2	.000	3-4	.750	7-12	19	3	11-0	2	7	2	41-2.2
STIVRINS (PHX)	10	0	35	11-18	.611	0-1	.000	0-0	—	2-6	8	1	7-0	1	5	1	22-2.2
KEMPTON	30	0	167	19-48	.396	0-0	—	18-31	.581	12-27	39	19	30-0	4	16	4	56-1.9
RAMBIS	5	0	41	4-7	.571	0-0	—	1-2	.500	2-4	6	1	3-0	3	6	0	9-1.8
SUNS	82		19730	3494-7093	.493	398-1095	.363	1912-2539	.753	1141-2510	3651	2087	1739-10	752	1359	455	9298-113.4
OPPONENTS	82		19730	3500-7307	.479	250-750	.333	1502-2078	.723	1118-2316	3434	2107	2041-24	708	1328	512	8752-106.7


# Season Review 93-94

**RECORD**
**56-26**

The Suns added veterans **A.C. Green** and **Joe Kleine** to their Western Conference Championship team, but battled injuries throughout the season. Despite losing 211 player games to injury and illness the Suns posted a 56-26 record, the fifth best overall mark in the NBA. The Suns posted an impressive 13-2 record in December, but the team's fortunes took a drastic turn for the worse in January. After playing the first two months of the season virtually injury-free, the Suns top two players, **Kevin Johnson** and **Charles Barkley**, went down with injuries. Johnson missed 15 games from January 5 to February 6 with a sprained right ankle and a bout with chicken pox. Barkley suffered a torn quadriceps tendon in his right knee, January 7, at Minnesota and missed the next 17 contests. The team struggled to a 7-8 mark, their first losing month since November 1991.

**Cedric Ceballos**, who returned to the lineup after missing the first 29 games, led the team during January and had two 40-point nights in a three-game stretch. Green averaged 19.3 points and led the team with 11.4 rebounds. Phoenix bounced back to capture an 8-4 mark in February. KJ, Barkley and **Danny Ainge** all returned to the lineup. KJ played in his third All-Star Game while Barkley, the league's leading vote-getter in balloting, was unable to play due to injury.

The Suns' march to the playoffs included a seven-game win streak. KJ had an impressive April, including a Suns record 25 assists in a win over San Antonio on April 6. The Suns beat Golden State 3-0 in the first round. In Game 3, Barkley scored 56 points, the third highest total ever in an NBA playoff game. After overcoming a 20-point fourth quarter deficit to take Game 1, the Suns again came from behind to win Game 2 of their second-round matchup against Houston. But, the eventual champion Rockets were too tough, and battled back to take the series 4-3.



**FRONT ROW:** Assistant Coach Scotty Robertson, Assistant Coach Lionel Hollins, Head Coach Paul Westphal, Duane Cooper, Frank Johnson, Charles Barkley, Danny Ainge, Kevin Johnson, Elliot Perry, Video Coach Garrick Barr, NBA Scout Todd Quinter, Senior Executive VP Cotton Fitzsimmons, Trainer Joe Proski.

**BACK ROW:** Strength Coach Robin Pound, Cedric Ceballos, A.C. Green, Jerrod Mustaf, Joe Kleine, Mark West, Malcolm Mackey, Oliver Miller, Dan Majerle, Assistant Trainer Aaron Nelson.

# FIFTY SEASONS

DATE	OPPONENT	ATTEND.	SCORE	REC.	W/L	DATE	OPPONENT	ATTEND.	SCORE	REC.	W/L
11/5	@LA LAKERS	17,505	108-116	0-1	L	2/1	LA CLIPPERS	19,023	108-106	29-13	W
11/7	SACRAMENTO	19,023	132-110	1-1	W	2/3	@PORTLAND	12,888	105-126	29-14	L
11/9	@LA CLIPPERS	12,112	114-99	2-1	W	2/6	CHICAGO	19,023	89-88	30-14	W
11/10	SAN ANTONIO	19,023	101-93	3-1	W	2/8	@LA LAKERS	12,100	104-107	30-15	L
11/13	@HOUSTON	16,611	95-99	3-2	L	2/9	MINNESOTA	19,023	111-106	31-15	W
11/16	@GOLDEN STATE	15,025	116-104	4-2	W	2/16	PORTLAND	19,023	126-100	32-15	W
11/19	PORTLAND	19,023	118-109	5-2	W	2/18	LA LAKERS	19,023	113-96	33-15	W
11/20	CLEVELAND	19,023	112-96	6-2	W	2/19	@HOUSTON	16,611	88-106	33-16	L
11/24	DENVER	19,023	130-97	7-2	W	2/21	SACRAMENTO	19,023	112-86	34-16	W
11/27	UTAH	19,023	120-98	8-2	W	2/24	@MINNESOTA	18,174	120-101	35-16	W
11/30	@CHICAGO	18,676	113-132	8-3	L	2/25	@UTAH	19,911	87-107	35-17	L
12/2	@DETROIT	21,454	102-101	9-3	W	2/27	NEW YORK	19,023	92-78	36-17	W
12/3	@NEW JERSEY	20,049	104-103	10-3	W	3/3	@GOLDEN STATE	15,025	107-120	36-18	L
12/5	@MILWAUKEE	18,255	117-98	11-3	W	3/4	MINNESOTA	19,023	106-101	37-18	W
12/9	WASHINGTON	19,023	114-95	12-3	W	3/6	UTAH	19,023	92-103	37-19	L
12/11	@DALLAS	17,502	114-103	13-3	W	3/8	@CHARLOTTE	23,698	89-97	37-20	L
12/13	MILWAUKEE	19,023	112-104	14-3	W	3/9	@WASHINGTON	18,223	142-106	38-20	W
12/15	GOLDEN STATE	19,023	110-104	15-3	W	3/11	@MIAMI	15,200	122-107	39-20	W
12/17	ORLANDO	19,023	101-104	15-4	L	3/13	@ORLANDO	15,291	100-93	40-20	W
12/18	LA CLIPPERS	19,023	116-109	16-4	W	3/15	@CLEVELAND	20,273	119-106	41-20	W
12/20	INDIANA	19,023	102-94	17-4	W	3/16	@INDIANA	16,587	98-109	41-21	L
12/21	@DENVER	17,171	95-121	17-5	L	3/18	DETROIT	19,023	113-114	41-22	L
12/23	@SEATTLE	14,813	87-86	18-5	W	3/19	NEW JERSEY	19,023	105-93	42-22	W
12/25	HOUSTON	19,023	111-91	19-5	W	3/22	MIAMI	19,023	124-118*	43-22	W
12/27	BOSTON	19,023	118-102	20-5	W	3/24	@SEATTLE	14,813	106-116	43-23	L
12/30	PHILADELPHIA	19,023	119-107	21-5	W	3/25	DALLAS	19,023	99-94	44-23	W
1/4	SEATTLE	19,023	106-112	21-6	L	3/27	HOUSTON	19,023	113-98	45-23	W
1/5	@UTAH	19,911	107-91	22-6	W	3/31	@LA CLIPPERS	16,005	117-102	46-23	W
1/7	@MINNESOTA	19,006	110-103	23-6	W	4/1	ATLANTA	19,023	93-87	47-23	W
1/9	GOLDEN STATE	19,023	122-107	24-6	W	4/3	DENVER	19,023	108-98	48-23	W
1/11	CHARLOTTE	19,023	93-95	24-7	L	4/5	@PORTLAND	12,888	113-135	48-24	L
1/13	@SAN ANTONIO	34,027	88-107	24-8	L	4/6	SAN ANTONIO	19,023	107-95	49-24	W
1/15	@SACRAMENTO	17,317	119-103	25-8	W	4/8	@SACRAMENTO	17,317	101-104	49-25	L
1/17	@GOLDEN STATE	15,025	99-104	25-9	L	4/10	@SEATTLE	14,813	108-111	49-26	L
1/18	DALLAS	19,023	113-103	26-9	W	4/12	@DENVER	17,171	107-102	50-26	W
1/20	@LA LAKERS	14,741	102-107	26-10	L	4/13	LA LAKERS	19,023	117-88	51-26	W
1/22	PORTLAND	19,023	118-117	27-10	W	4/16	@SAN ANTONIO	35,845	96-95	52-26	W
1/25	@NEW YORK	19,763	96-98	27-11	L	4/18	@DALLAS	13,931	106-97	53-26	W
1/26	@ATLANTA	14,689	107-116	27-12	L	4/19	SEATTLE	19,023	122-116	54-26	W
1/28	@PHILADELPHIA	18,168	108-103	28-12	W	4/22	LA CLIPPERS	19,023	127-121	55-26	W
1/30	@BOSTON	14,890	94-106	28-13	L	4/23	SACRAMENTO	19,023	101-100	56-26	W

\*Overtime

## 93-94 Final Statistics

PLAYER	G	GS	MIN	3PT			FTM-FTA	PCT	OR-DR	REB	AST	PF-QD	STL	TO	BLK	PTS-AVG	
				FGM-FGA	PCT	PCT											
BARKLEY	65	65	2298	518-1046	.495	48-178	.270	318-452	.704	198-529	727	296	160-1	101	206	37	1402-21.6
K. JOHNSON	67	67	2449	477-980	.487	6-27	.222	380-464	.819	55-112	167	637	127-1	125	235	10	1340-20.0
CEBALLOS	53	43	1602	425-795	.535	0-9	.000	160-221	.724	153-191	344	91	124-0	59	93	23	1010-19.1
MAJERLE	80	76	3207	476-1138	.418	192-503	.382	176-238	.739	120-229	349	275	153-0	129	137	43	1320-16.5
GREEN	82	95	2825	465-926	.502	8-35	.229	266-362	.735	275-478	753	137	143-0	70	100	38	1204-14.7
MILLER	69	30	1786	277-455	.609	2-9	.222	80-137	.584	140-336	476	244	230-1	83	164	156	636-9.2
AINGE	68	1	1555	224-537	.417	80-244	.328	78-94	.830	28-103	131	180	140-0	57	81	8	606-8.9
WEST	82	50	1236	162-286	.566	0-0	—	58-116	.500	112-183	295	33	214-4	31	74	109	382-4.7
F. JOHNSON	70	5	875	134-299	.448	2-12	.167	54-69	.783	29-53	82	148	120-0	41	65	1	324-4.6
PERRY	27	9	432	42-113	.372	0-3	.000	21-28	.750	12-27	39	125	36-0	25	43	1	105-3.9
KLEINE	74	4	848	125-256	.488	5-11	.455	30-39	.769	50-143	193	45	118-1	14	35	19	285-3.9
COURTNEY	33	1	168	40-78	.513	0-0	—	23-32	.719	14-13	27	9	23-0	3	10	6	103-3.1
MUSTAF	33	2	196	30-84	.357	0-0	—	13-22	.591	20-35	55	8	29-0	4	10	5	73-2.2
COOPER	23	2	136	18-41	.439	1-7	.143	11-15	.733	2-7	9	28	12-0	3	20	0	48-2.1
KNIGHT	1	0	8	1-4	.250	0-0	—	0-0	—	0-0	0	1	0-0	0	0	1	2-2.0
MACKEY	22	0	69	14-37	.378	0-2	.000	4-8	.500	12-12	24	1	9-0	0	2	3	32-1.5
HENRY	4	0	15	1-5	.200	0-2	.000	2-4	.500	0-2	2	4	1-0	0	1	0	4-1.0
SUNS	82		19705	3429-7080	.484	344-1042	.330	1674-2301	.728	1220-2453	3673	2261	1639-8	745	1305	460	8876-108.2
OPPONENTS	82		19705	3379-7135	.474	283-863	.328	1438-1998	.720	1086-2247	3333	2154	1870-16	748	1254	437	8479-103.4



# Season Review 94-95

**RECORD**
**59-23**


A flurry of offseason activity brought free agents **Danny Manning** and **Wayman Tisdale** to a talent-laden roster as six current or former All-Stars suited up. While the team appeared ready to take their final step toward an NBA title, injuries plagued the club early and often. **Charles Barkley** strained an abdominal muscle during preseason and missed the first 11 games. **Kevin Johnson** sat out 35 games during the year with leg injuries. Most damaging was the season-ending knee injury Manning suffered February 6, after averaging 17.9 points and 6.0 rebounds in 46 games.

Rookie **Wesley Person**, **Elliot Perry** and **Dan Majerle** enabled the Suns to withstand the injury firestorm and hold the NBA's top mark (38-10) at the break. Person earned a place on the NBA's All-Rookie Second Team. Perry finished second in voting for the NBA's Most Improved Player award, while Majerle became the first reserve to be voted to start on an All-Star team.

Majerle, Barkley and the rest of the West team were coached to a win by Suns Head Coach **Paul Westphal** at the 45th annual All-Star Game at America West Arena.

The Suns won eight of their last nine games to capture their third Pacific Division title and earn the second seed in the playoffs.

The Suns swept Portland, 3-0, setting up a rematch with Houston. Gaining momentum in the second round, the Suns took a 3-1 lead in the best-of-seven-game series. But the defending champions refused to give up and battled back to win three-straight, including an overtime victory in Game 5 and a one-point win in Game 7, on their way to a second-straight NBA championship.



**FRONT ROW:** Assistant Coach Scotty Robertson, Assistant Coach Lionel Hollins, Head Coach Paul Westphal, Trevor Ruffin, Wesley Person, Charles Barkley, Danny Ainge, Kevin Johnson, Elliot Perry, Video Coach Garrick Barr, NBA Scout Todd Quinter, Trainer Joe Proski.

**BACK ROW:** Strength Coach Robin Pound, Aaron Swinson, A.C. Green, Wayman Tisdale, Joe Kleine, Dan Schayes, Danny Manning, Antonio Lang, Dan Majerle, Assistant Trainer Aaron Nelson, Equipment Manager Rich Howell.

# FIFTY SEASONS

DATE	OPPONENT	ATTEND.	SCORE	REC.	W/L	DATE	OPPONENT	ATTEND.	SCORE	REC.	W/L	
11/4	@SACRAMENTO	17,317	89-107	0-1	L	1/29	@NEW YORK	19,763	88-107	33-9	L	
11/6	MIAMI	19,023	119-107	1-1	W	1/30	@CLEVELAND	20,562	89-82	34-9	W	
11/9	ATLANTA	19,023	106-102	2-1	W	2/1	LA LAKERS	19,023	118-109	35-9	W	
11/11	SEA. @TACOMA	16,352	123-129	2-2	L	2/3	CHICAGO	19,023	110-100	36-9	W	
11/12	LAC @ ANAHEIM	18,018	108-101	3-2	W	2/5	HOUSTON	19,023	100-124	36-10	L	
11/15	@PORTLAND	12,888	96-93	4-2	W	2/7	@DALLAS	17,502	114-113	37-10	W	
11/16	MINNESOTA	19,023	105-90	5-2	W	2/8	@UTAH	19,911	108-104	38-10	W	
11/18	PORTLAND	19,023	124-111	6-2	W	<b>45th All-Star Game @ America West Arena (Feb. 12)</b>						
11/21	@UTAH	19,911	91-106	6-3	L	2/15	PORTLAND	19,023	120-113*	39-10	W	
11/23	LA CLIPPERS	19,023	140-109	7-3	W	2/17	GOLDEN STATE	19,023	128-139*	39-11	L	
11/26	SAN ANTONIO	19,023	111-108	8-3	W	2/19	UTAH	19,023	110-107	40-11	W	
11/27	NEW JERSEY	19,023	115-110	9-3	W	2/21	BOSTON	19,023	121-129	40-12	L	
11/29	@MILWAUKEE	14,564	123-106	10-3	W	2/22	@SAN ANTONIO	34,215	100-105	40-13	L	
11/30	@CHICAGO	22,414	105-118	10-4	L	2/24	LA CLIPPERS	19,023	118-106	41-13	W	
12/2	@BOSTON	14,890	107-102	11-4	W	2/26	CHARLOTTE	19,023	103-92	42-13	W	
12/3	@DETROIT	21,454	97-107	11-5	L	2/28	@LA CLIPPERS	13,137	99-110	42-14	L	
12/6	@WASHINGTON	— POSTPONED-UNSAFE CONDITIONS (MADE UP 4/5)					3/1	@LA LAKERS	17,505	101-93	43-14	W
12/8	@NEW JERSEY	20,049	133-106	12-5	W	3/3	SEATTLE	19,023	122-118*	44-14	W	
12/10	@MINNESOTA	18,161	103-89	13-5	W	3/5	@GOLDEN STATE	15,025	122-112	45-14	W	
12/12	GOLDEN STATE	19,023	90-84	14-5	W	3/7	@HOUSTON	15,511	113-102	46-14	W	
12/14	SEATTLE	19,023	111-93	15-5	W	3/10	INDIANA	19,023	97-112	46-15	L	
12/16	NEW YORK	19,023	106-85	16-5	W	3/12	GOLDEN STATE	19,023	117-124*	46-16	L	
12/17	SACRAMENTO	19,023	109-98	17-5	W	3/14	DETROIT	19,023	116-109	47-16	W	
12/19	WASHINGTON	19,023	113-102	18-5	W	3/16	@CHARLOTTE	23,698	108-105	48-16	W	
12/22	@HOUSTON	16,611	106-114	18-6	L	3/18	@ATLANTA	16,378	117-122	48-17	L	
12/23	DENVER	19,023	126-110	19-6	W	3/19	@MIAMI	15,200	121-117*	49-17	W	
12/26	DALLAS	19,023	139-113	20-6	W	3/21	@ORLANDO	16,010	102-126	49-18	L	
12/27	@DALLAS	17,502	119-118	21-6	W	3/24	HOUSTON	19,023	97-99	49-19	L	
12/30	LA LAKERS	19,023	112-127	21-7	L	3/28	UTAH	19,023	102-111	49-20	L	
1/3	@SACRAMENTO	17,317	108-100	22-7	W	3/30	@SACRAMENTO	17,317	113-96	50-20	W	
1/4	PHILADELPHIA	19,023	127-122	23-7	W	3/31	MINNESOTA	19,023	106-96	51-20	W	
1/7	@DENVER	17,171	109-100	24-7	W	4/2	@SAN ANTONIO	35,888	106-109	51-21	L	
1/9	MILWAUKEE	19,023	119-102	25-7	W	4/4	@GOLDEN STATE	15,025	114-122	51-22	L	
1/11	@LA LAKERS	17,505	118-108	26-7	W	4/6	@WASHINGTON	18,756	127-123	52-22	W	
1/12	CLEVELAND	19,023	96-107	26-8	L	4/9	@PORTLAND	12,888	104-94	53-22	W	
1/14	@LA CLIPPERS	10,693	134-108	27-8	W	4/11	@SEATTLE	18,036	96-90	54-22	W	
1/17	DENVER	19,023	129-113	28-8	W	4/12	SAN ANTONIO	19,023	115-111	55-22	W	
1/19	@PORTLAND	12,888	122-115	29-8	W	4/14	@DENVER	17,171	87-102	55-23	L	
1/22	ORLANDO	19,023	111-110*	30-8	W	4/15	LA LAKERS	19,023	119-114	56-23	W	
1/24	@MINNESOTA	14,377	100-85	31-8	W	4/18	SACRAMENTO	19,023	111-101	57-23	W	
1/26	@INDIANA	16,698	92-86	32-8	W	4/21	DALLAS	19,023	110-99	58-23	W	
1/27	@PHILADELPHIA	18,168	108-107	33-8	W	4/23	SEATTLE	19,023	105-100	59-23	W	

\*Overtime

## 94-95 Final Statistics

PLAYER	G	GS	MIN	3PT			FTM-FTA	PCT	OR-DR	REB	AST	PF-QD	STL	TO	BLK	PTS-AVG	
				FGM-FGA	PCT	FTM-FTA											
BARKLEY	68	66	2382	554-1141	.486	74-219	.338	379-507	.748	203-553	756	276	201-3	110	150	45	1561-23.0
MANNING	46	19	1510	340-622	.547	6-21	.286	136-202	.673	97-179	276	154	176-1	41	121	57	822-17.9
MAJERLE	82	46	3091	438-1031	.425	199-548	.363	206-282	.730	104-271	375	340	155-0	96	105	38	1281-15.6
JOHNSON	47	35	1352	246-523	.470	4-26	.154	234-289	.810	32-83	115	360	88-0	47	105	18	730-15.5
GREEN	82	52	2687	311-617	.504	43-127	.339	251-343	.732	194-475	669	127	146-0	55	114	31	916-11.2
PERSON	78	56	1800	309-638	.484	116-266	.436	80-101	.792	67-134	201	105	149-0	48	79	24	814-10.4
TISDALE	65	13	1276	278-574	.484	0-0	—	94-122	.770	83-164	247	45	190-3	29	64	27	650-10.0
PERRY	82	51	1977	306-588	.520	25-60	.417	158-195	.810	51-100	151	394	142-0	156	163	4	795-9.7
AINGE	74	1	1374	194-422	.460	78-214	.364	105-130	.808	25-84	109	210	155-1	46	79	7	571-7.7
DUMAS	15	1	167	37-73	.507	0-1	.000	8-16	.500	18-11	29	7	22-0	10	9	2	82-5.5
RUFFIN	49	1	319	84-197	.426	38-99	.384	27-38	.711	8-15	23	48	52-0	14	47	2	233-4.8
SCHAYES	69	27	823	126-248	.508	1-1	1.00	50-69	.725	57-151	208	89	170-0	20	64	37	303-4.4
KLEINE	75	42	968	119-265	.449	0-2	.000	42-49	.857	82-177	259	39	174-2	114	35	18	280-3.7
SWINSON	9	0	51	10-18	.556	0-0	—	4-5	.800	3-5	8	3	8-0	1	5	0	24-2.7
LANG	12	0	53	4-10	.400	0-0	—	3-4	.750	3-1	4	1	11-0	0	5	2	11-0.9
SUNS	82		19830	3356-6967	.482	584-1584	.369	1777-2352	.756	1027-2403	3430	2198	1839-10	687	1167	312	9073-110.6
OPPONENTS	82		19830	3320-6963	.477	525-1544	.340	1590-2138	.744	1038-2431	3469	2149	2026-22	658	1285	391	8755-106.8

# Season Review 95-96

**RECORD**
**41-41**

Several outstanding individual performances and historical milestones highlighted the season, most notably **Charles Barkley** becoming the 10th player in NBA history to reach the 20,000 point-10,000 rebound level (Feb. 19 vs. Vancouver).

The Suns failed to win 50 or more games for the first time since 1987-88 and endured 26 lineup changes and 296 games missed due to injury/illness.


At the start of training camp, the Suns acquired **John "Hot Rod" Williams** from Cleveland for **Dan Majerle**, **Antonio Lang** and a conditional first-round draft pick. On January 16, **Cotton Fitzsimmons** replaced **Paul Westphal** as head coach and guided the team to a 27-22 record in his third stint at the Suns helm.

**Danny Manning** missed the first 42 games recovering from a torn anterior cruciate ligament in his left knee, but played in 33 of the remaining 40 and averaged 13.4 points and 4.3 rebounds. Barkley averaged 23.2 points and 11.6 rebounds, his best averages since earning the league MVP award in 1993. He was also Player of the Month for February. **Kevin Johnson**, the NBA's Player of the Week (April 7), overcame early-season injuries that forced him to miss 26 games and averaged 18.7 points and 9.2 assists.

**Michael Finley**, who was named to the NBA All-Rookie First Team, became the first Suns rookie since **Walter Davis** to score 1,000 points. **A.C. Green** completed his ninth-straight season without missing a game and pushed his consecutive games played streak to 813, third in NBA history.

The Suns were the No. 7 seed in the West and were without Finley, who suffered a sprained left ankle in the final quarter of the season finale at Houston. For the first time since 1991, the Suns lost in the first round, as San Antonio scored a 3-1 series win.

Season Review 95-96



**FRONT ROW:** Head Coach Cotton Fitzsimmons, Assistant Coach Donn Nelson, Assistant Coach Paul Silas, Terrence Rencher, Wesley Person, Charles Barkley, Michael Finley, Kevin Johnson, Elliot Perry, Equipment Manager Rich Howell, Assistant Trainer Aaron Nelson, Trainer Joe Proski.

**BACK ROW:** Strength Coach Robin Pound, Chris Carr, Wayman Tisdale, A.C. Green, Joe Kleine, John Coker, John Williams, Mario Bennett, Danny Manning, Video Coach Garrick Barr, NBA Scout Todd Quinter.

DATE	OPPONENT	ATTEND.	SCORE	REC.	W/L	DATE	OPPONENT	ATTEND.	SCORE	REC.	W/L
11/3	@LA CLIPPERS	13,281	106-112	0-1	L	1/31	@ATLANTA	13,350	120-84	19-23	W
11/5	HOUSTON	19,023	104-106	0-2	L	2/2	@CLEVELAND	20,562	85-107	19-24	L
11/7	@NEW YORK	19,763	102-94	1-2	W	2/4	@WASHINGTON	18,756	123-115*	20-24	W
11/8	@BOSTON	17,848	109-113	1-3	L	2/6	CHICAGO	19,023	106-96	21-24	W
11/10	@TORONTO	25,207	112-108	2-3	W	2/8	NEW JERSEY	19,023	107-102	22-24	W
11/12	GOLDEN STATE	19,023	112-109	3-3	W	2/13	SEATTLE	19,023	98-102	22-25	L
11/15	DENVER	19,023	127-137***	3-4	L	2/15	@PORTLAND	21,118	96-84	23-25	W
11/17	@SACRAMENTO	17,317	96-105	3-5	L	2/16	@SEATTLE	17,072	99-117	23-26	L
11/18	PORTLAND	19,023	107-102	4-5	W	2/19	VANCOUVER	19,023	98-94*	24-26	W
11/22	ATLANTA	19,023	117-112	5-5	W	2/21	BOSTON	19,023	120-107	25-26	W
11/25	LA LAKERS	19,023	114-113	6-5	W	2/23	TORONTO	19,023	110-105	26-26	W
11/27	UTAH	19,023	105-114	6-6	L	2/25	NEW YORK	19,023	113-105	27-26	W
11/29	@LA LAKERS	13,484	96-107	6-7	L	2/26	@UTAH	19,911	87-110	27-27	L
12/1	MINNESOTA	19,023	111-105	7-7	W	2/28	@MINNESOTA	13,108	117-93	28-27	W
12/2	@SAN ANTONIO	27,566	93-101	7-8	L	3/1	DETROIT	19,023	97-102	28-28	L
12/5	VANCOUVER	19,023	112-108	8-8	W	3/3	@DALLAS	17,502	121-114	29-28	W
12/8	@DENVER	17,171	98-103	8-9	L	3/5	INDIANA	19,023	108-95	30-28	W
12/9	MIAMI	19,023	92-94	8-10	L	3/7	@DENVER	17,171	92-103	30-29	L
12/12	CHARLOTTE	19,023	100-115	8-11	L	3/8	LA LAKERS	19,023	97-119	30-30	L
12/16	@DALLAS	17,502	111-108*	9-11	W	3/10	@ORLANDO	17,248	106-122	30-31	L
12/19	@HOUSTON	16,285	96-103	9-12	L	3/12	@NEW JERSEY	19,074	98-88	31-31	W
12/20	WASHINGTON	19,023	106-104*	10-12	W	3/13	@DETROIT	17,443	115-118	31-32	L
12/22	@VANCOUVER	17,636	101-80	11-12	W	3/15	@PHILADELPHIA	16,514	128-102	32-32	W
12/25	SAN ANTONIO	19,023	100-105	11-13	L	3/17	@CHARLOTTE	24,402	102-103	32-33	L
12/27	PHILADELPHIA	19,023	105-90	12-13	W	3/21	GOLDEN STATE	19,023	104-96	33-33	W
12/29	DENVER	19,023	103-92	13-13	W	3/23	@GOLDEN STATE	15,025	89-98	33-34	L
12/30	SEATTLE	19,023	112-123*	13-14	L	3/24	LA CLIPPERS	19,023	103-92	34-34	W
1/4	MINNESOTA	19,023	93-98	13-15	L	3/26	SACRAMENTO	19,023	102-98	35-34	W
1/5	@LA CLIPPERS	8,626	88-94	13-16	L	3/29	MILWAUKEE	19,023	108-85	36-34	W
1/9	LA CLIPPERS	19,023	100-105	13-17	L	3/31	@SAN ANTONIO	32,272	83-97	36-35	L
1/11	@GOLDEN STATE	15,025	111-106	14-17	W	4/2	SAN ANTONIO	19,023	111-104	37-35	W
1/12	DALLAS	19,023	130-140*	14-18	L	4/4	UTAH	19,023	107-100	38-35	W
1/14	CLEVELAND	19,023	74-89	14-19	L	4/5	@SEATTLE	17,072	121-130**	38-36	L
1/17	ORLANDO	19,023	95-113	14-20	L	4/7	@VANCOUVER	19,193	112-92	39-36	W
1/19	@PORTLAND	21,401	84-101	14-21	L	4/9	PORTLAND	19,023	91-98	39-37	L
1/21	SACRAMENTO	19,023	111-97	15-21	W	4/10	@UTAH	19,911	79-103	39-38	L
1/23	@INDIANA	16,509	102-117	15-22	L	4/14	@LA LAKERS	17,503	114-118	39-39	L
1/24	@MINNESOTA	15,117	101-91	16-22	W	4/16	HOUSTON	19,023	111-100	40-39	W
1/26	@MILWAUKEE	18,633	107-97	17-22	W	4/17	@SACRAMENTO	17,317	102-103	40-40	L
1/28	@CHICAGO	23,927	82-93	17-23	L	4/19	DALLAS	19,023	123-103	41-40	W
1/30	@MIAMI	14,851	114-99	18-23	W	4/21	@HOUSTON	16,285	110-118	41-41	L

\*Overtime

## 95-96 Final Statistics

PLAYER	G	GS	MIN	3PT			FTM-FTA	PCT	OR-DR	REB	AST	PF-QD	STL	TO	BLK	PTS-AVG	
				FGM-FGA	PCT	FGM-FGA											PCT
BARKLEY	77	71	2632	580-1160	.500	49-175	.280	440-566	.777	243-578	821	262	208-3	114	218	56	1649-23.2
JOHNSON	56	55	2007	342-674	.507	21-57	.368	342-398	.859	42-179	221	517	144-0	82	170	13	1047-18.7
FINLEY	82	72	3212	465-976	.476	61-186	.328	242-323	.749	139-235	374	289	199-1	85	133	31	1233-15.0
MANNING	33	4	816	178-388	.459	3-14	.214	82-109	.752	30-113	143	65	121-2	38	77	24	441-13.4
PERSON	82	47	2609	390-877	.445	117-313	.374	148-192	.771	56-265	321	138	148-0	55	89	22	1045-12.7
TISDALE	63	6	1152	279-564	.495	0-0	—	114-149	.765	55-159	214	58	188-2	15	63	36	672-10.7
PERRY	81	26	1668	261-549	.475	24-59	.407	151-194	.776	34-102	136	353	140-1	87	146	5	697-8.6
GREEN	82	36	2113	215-444	.484	14-52	.269	168-237	.709	166-388	554	72	141-1	45	79	23	612-7.5
WILLIAMS	62	58	1652	180-397	.453	0-1	.000	95-130	.731	129-243	372	62	170-2	46	62	90	455-7.3
SMITH	34	2	528	70-173	.405	25-77	.325	24-37	.649	24-32	56	86	60-1	21	40	5	189-5.6
BENNETT	19	14	230	29-64	.453	0-1	.000	27-42	.643	21-28	49	6	46-0	11	11	11	85-4.5
CARR	60	10	590	90-217	.415	11-42	.262	49-60	.817	27-75	102	43	77-1	10	40	5	240-4.0
RENCHER (TOT)	36	1	405	33-100	.330	9-29	.310	31-46	.674	9-35	44	54	37-0	16	43	2	106-2.9
RENCHER(PHX)	2	0	8	1-1	1.000	0-0	—	1-3	.333	0-2	2	0	1-0	0	2	1	3-1.5
KLEINE	56	9	663	71-169	.420	2-7	.286	20-25	.800	36-96	132	44	113-0	13	37	6	164-2.9
COKER	5	0	11	4-5	.800	0-0	—	0-0	—	2-0	2	1	1-0	0	0	1	8-1.6
RUSCONI	7	0	30	3-9	.333	0-0	—	2-5	.400	3-3	6	3	10-0	0	3	2	8-1.1
WOOD	4	0	34	1-6	.167	0-0	—	2-2	1.000	2-3	5	2	9-0	1	2	0	4-1.0
SUNS	82		19955	3159-6673	.473	327-984	.332	1907-2472	.771	1009-2501	3510	2001	1776-14	623	1207	331	8552-104.3
OPPONENTS	82		19955	3217-6837	.471	551-1492	.369	1540-2083	.739	1003-2382	3385	2088	2011-28	586	1191	420	8525-104.0

# Season Review 96-97

## RECORD

40-42


In a season of growth and transition, Phoenix overcame a club-worst 0-13 start and qualified for the postseason. The Suns became the first team in NBA history to make the playoffs after losing its first 13 games.

The reshaping of the team began with the offseason trade of **Charles Barkley** to Houston in exchange for veterans **Chucky Brown**, **Mark Bryant**, **Robert Horry** and **Sam Cassell** and the signing of free agent **Rex Chapman** and rookie **Steve Nash**. Then on December 26, 1996, the Suns acquired All-Star guard **Jason Kidd** from Dallas, along with **Tony Dumas** and **Loren Meyer**, for fan favorites **Michael Finley**, **A.C. Green** and Cassell. Less than a month after the Kidd trade, former Sun **Cedric Ceballos** was re-acquired in a deal that sent Horry and **Joe Kleine** to the Lakers.

Bolstered by the improved lineup and new Head Coach **Danny Ainge**, who took the reins from **Cotton Fitzsimmons** on November 15, 1996, the new-look Suns compiled a 19-6 mark over the final two months of the season and qualified for the playoffs. The "small ball" group of **Kevin Johnson**, Kidd, Chapman and **Wesley Person** carried the bulk of the scoring load down the stretch. Phoenix averaged a league-best 109.9 points in that time. The club's torrid second half included an 11-game winning streak from March 20 to April 10 that enabled Phoenix to become the first team in league history to own a double-digit losing streak and a double-digit winning streak in the same season.

While the Suns fell 3-2 to Seattle in the first round of the 1997 postseason, the series was memorable. Chapman's running, one-handed three-pointer with 1.7 seconds remaining in Game 4 sent the game into overtime. Chapman connected on an NBA-record nine three-pointers and had a playoff career-high 42 points in the Suns' Game 1 win at Seattle.

KJ became just the sixth player in league history to record 11,500 points, 6,000 assists, 2,000 rebounds and 1,000 steals for his career.



**FRONT ROW:** Trainer Joe Proski, Assistant Scout Jae Staats, Video Coach Garrick Barr, Assistant Coach Donn Nelson, Assistant Coach Paul Silas, Rex Chapman, Wesley Person, Jason Kidd, Kevin Johnson, Steve Nash, Assistant Coach Frank Johnson, Head Coach Danny Ainge, NBA Scout Todd Quinter, Assistant Trainer Aaron Nelson, Equipment Manager Rich Howell.

**BACK ROW:** Cedric Ceballos, Danny Manning, Horacio Llamas, Loren Meyer, John Williams, Mark Bryant, Wayman Tisdale, Ben Davis, Strength Coach Robin Pound.

# FIFTY SEASONS

DATE	OPPONENT	ATTEND.	SCORE	REC.	W/L	DATE	OPPONENT	ATTEND.	SCORE	REC.	W/L
11/1	@LA LAKERS	17,505	82-96	0-1	L	1/24	PORTLAND	19,023	105-115	15-27	L
11/2	HOUSTON	19,023	95-110	0-2	L	1/27	@MIAMI	14,809	97-125	15-28	L
11/5	MINNESOTA	19,023	95-98	0-3	L	1/29	@ORLANDO	17,248	105-112	15-29	L
11/7	SEATTLE	19,023	98-103	0-4	L	1/30	@NEW JERSEY	15,540	101-113	15-30	L
11/9	@PHILADELPHIA	17,006	95-112	0-5	L	2/1	@TORONTO	19,405	86-110	15-31	L
11/11	@CHICAGO	23,807	79-97	0-6	L	2/2	@DETROIT	21,454	106-97	16-31	W
11/12	@MILWAUKEE	13,565	89-99*	0-7	L	2/5	ATLANTA	19,023	99-81	17-31	W
11/14	@VANCOUVER	15,158	89-92	0-8	L	2/11	@PORTLAND	20,110	108-111	17-32	L
11/17	LA LAKERS	19,023	88-102	0-9	L	2/12	BOSTON	19,023	131-100	18-32	W
11/20	CHICAGO	19,023	99-113	0-10	L	2/14	LA CLIPPERS	19,023	110-93	19-32	W
11/21	@HOUSTON	16,285	105-115	0-11	L	2/16	@MINNESOTA	18,774	96-107	19-33	L
11/24	MIAMI	19,023	84-87	0-12	L	2/18	@NEW YORK	19,763	94-95	19-34	L
11/26	@DENVER	9,226	108-117	0-13	L	2/19	@CHARLOTTE	24,042	115-123	19-35	L
11/27	NEW JERSEY	19,023	99-77	1-13	W	2/21	CLEVELAND	19,023	94-88	20-35	W
11/29	@SEATTLE	17,072	92-105	1-14	L	2/23	DALLAS	19,023	86-88	20-36	L
12/4	GOLDEN STATE	19,023	118-87	2-14	W	2/26	PHILADELPHIA	19,023	111-104	21-36	W
12/6	@SACRAMENTO	17,317	101-95	3-14	W	3/2	@DALLAS	14,832	109-108*	22-36	W
12/8	INDIANA	19,023	106-93	4-14	W	3/5	PORTLAND	19,023	99-121	22-37	L
12/10	SAN ANTONIO	19,023	93-76	5-14	W	3/7	SACRAMENTO	19,023	104-87	23-37	W
12/12	UTAH	19,911	95-87	6-14	W	3/9	ORLANDO	19,023	121-85	24-37	W
12/13	@MINNESOTA	17,097	105-108	6-15	L	3/11	TORONTO	19,023	101-105	24-38	L
12/15	VANCOUVER	19,023	103-84	7-15	W	3/13	@LA CLIPPERS	7,018	112-96	25-38	W
12/16	@LA CLIPPERS	12,049	121-122*	7-16	L	3/15	DALLAS	19,023	101-76	26-38	W
12/18	WASHINGTON	19,023	114-107	8-16	W	3/17	@GOLDEN STATE	17,029	116-95	27-38	W
12/21	@SAN ANTONIO	16,053	88-101	8-17	L	3/18	LA CLIPPERS	19,023	111-121	27-39	L
12/23	DENVER	19,023	109-112*	8-18	L	3/20	SAN ANTONIO	19,023	113-106	28-39	W
12/25	LA LAKERS	19,023	87-108	8-19	L	3/22	@HOUSTON	16,285	104-99	29-39	W
12/28	@VANCOUVER	16,757	103-98	9-19	W	3/25	MILWAUKEE	19,023	117-112	30-39	W
12/30	SACRAMENTO	19,023	100-88	10-19	W	3/26	@SEATTLE	17,017	109-107	31-39	W
1/2	@CLEVELAND	15,272	94-103	10-20	L	3/28	GOLDEN STATE	19,023	122-115*	32-39	W
1/3	@INDIANA	16,590	104-117	10-21	L	3/30	SEATTLE	19,023	107-106	33-39	W
1/5	@BOSTON	15,452	102-109	10-22	L	4/2	HOUSTON	19,023	109-106	34-39	W
1/7	@ATLANTA	8,317	103-105*	10-23	L	4/4	@DENVER	12,204	122-113	35-39	W
1/8	@WASHINGTON	14,911	113-115*	10-24	L	4/5	@PORTLAND	21,538	99-90	36-39	W
1/10	CHARLOTTE	19,023	102-90	11-24	W	4/8	MINNESOTA	19,023	115-107	37-39	W
1/13	@DALLAS	12,905	105-98	12-24	W	4/10	@SACRAMENTO	17,317	101-99	38-39	W
1/14	DENVER	19,023	110-101	13-24	W	4/11	@LA LAKERS	17,505	98-114	38-40	L
1/16	UTAH	19,911	91-95	13-25	L	4/13	@GOLDEN STATE	14,944	105-97	39-40	W
1/18	NEW YORK	19,023	105-98	14-25	W	4/15	UTAH	19,023	122-127	39-41	L
1/20	DETROIT	19,023	89-86	15-25	W	4/18	@SAN ANTONIO	17,599	106-95	40-41	W
1/22	UTAH	19,023	99-111	15-26	L	4/19	VANCOUVER	19,023	107-121	40-42	L

\*Overtime

## 96-97 Final Statistics

PLAYER	3 PT																
	G	GS	MIN	FGM-FGA	PCT	FGM-FGA	PCT	FTM-FTA	PCT	OR-DR	REB	AST	PF-QD	STL	TO	BLK	PTS-AVG
JOHNSON	70	70	2658	441-890	.496	89-202	.441	439-515	.852	54-199	253	653	141-0	102	217	12	1410-20.1
CASSELL	22	9	539	100-241	.415	19-62	.306	106-124	.855	12-38	50	99	66-4	23	60	6	325-14.8
CEBALLOS(PHX)	42	32	1147	248-534	.464	21-81	.259	126-171	.737	91-186	277	49	94-0	28	68	17	643-15.3
CHAPMAN	65	33	1833	332-749	.443	110-314	.350	124-149	.832	25-156	181	182	108-1	52	96	7	898-13.8
MANNING	77	17	2134	426-795	.536	7-36	.194	181-251	.721	137-332	469	173	268-7	81	161	74	1040-13.5
PERSON	80	42	2326	409-903	.453	171-414	.413	91-114	.798	68-224	292	123	102-0	86	76	20	1080-13.5
FINLEY	27	18	796	141-297	.475	14-55	.255	56-69	.812	34-86	120	68	42-0	18	44	4	352-13.0
KIDD(PHX)	33	23	1173	138-326	.423	40-100	.400	66-96	.688	34-125	159	296	72-0	79	76	12	382-11.6
BRYANT	41	18	1018	152-275	.553	0-0	—	76-108	.704	67-145	212	47	136-4	22	46	5	300-9.3
WILLIAMS	68	66	2137	204-416	.490	0-2	.000	133-198	.672	178-384	562	100	176-1	67	66	88	541-8.0
HORRY	32	15	719	82-195	.421	24-78	.308	32-50	.640	40-79	119	54	81-1	28	46	26	220-6.9
TISDALE	53	15	778	158-371	.426	0-0	—	30-48	.625	35-85	120	20	111-0	8	36	21	346-6.5
GREEN	27	19	548	61-128	.477	0-3	.000	31-48	.646	33-105	138	17	34-0	18	20	1	153-5.7
MEYER(PHX)	37	17	449	74-166	.446	3-5	.600	37-52	.712	39-57	96	12	73-2	5	35	12	188-5.4
DUMAS(PHX)	6	1	51	6-19	.316	1-4	.250	1-2	.500	0-2	2	3	9-0	0	1	1	14-2.3
C. BROWN	10	0	83	13-26	.500	0-0	—	8-11	.727	3-13	16	4	14-0	0	4	2	34-3.4
KLEINE	23	10	365	32-80	.400	1-1	1.000	13-18	.722	21-59	80	12	47-0	9	20	6	78-3.4
NASH	65	2	684	74-175	.423	23-55	.418	42-51	.824	16-47	63	138	92-1	20	63	0	213-3.3
R.ROBINSON(PHX)	12	0	87	16-34	.471	3-10	.300	1-4	.250	1-6	7	8	8-0	1	5	0	36-3.0
M. BROWN	6	1	83	5-12	.417	0-0	—	6-10	.600	9-16	25	5	9-0	1	2	1	16-2.7
BONEY	8	0	48	6-19	.316	1-6	.167	6-8	.750	3-3	6	0	3-0	2	1	1	19-2.4
LLAMAS	20	2	101	15-28	.536	0-0	—	4-8	.500	4-14	18	4	25-0	10	11	5	34-1.7
DAVIS	20	0	98	10-26	.385	0-0	—	9-20	.450	12-15	27	0	16-0	4	3	1	29-1.5
SUNS	82		19855	3143-6705	.469	527-1428	.369	1618-2125	.761	916-2376	3292	2067	1727-21	664	1180	322	8431-102.8
OPPONENTS	82		19855	3183-6818	.467	545-1479	.368	1466-1984	.739	1048-2461	3509	1996	1840-20	662	1298	372	8377-102.2



# Season Review 97-98

**RECORD**
**56-26**

The 1997-98 season was poised as a rebuilding season, but far exceeded expectations. The club convinced **Kevin Johnson** to put off his retirement and play his 11th NBA season, signed free agents **Clifford Robinson** and **George McCloud** and acquired **Antonio McDyess** from Denver for **Wesley Person**, **Tony Dumas** and four draft picks in a three-team trade.

The Suns' 17-9 record at the end of December was their best start since the 1994-95 season when they ended the season with the second-best record in the league. However, an injury to **Danny Manning** (torn ACL on April 7) changed the complexion of the team for the rest of the season and into the playoffs, but the Suns were able to finish strong by winning 11 of their last 12 games.


The club put together a 10-game winning streak, including wins over Seattle, Portland, L.A. Lakers and Houston, from March 25 to April 17 and the Suns were a perfect 6-0 on the road in April.

Phoenix recorded 10 of the 15 top defensive performances in team history. Suns opponents were limited to 80 points or less 14 times, and the Suns were 45-9 when holding their opponents to below 100 points.

Manning earned the NBA's Sixth Man Award, becoming only the second player in franchise history, and the first in nine years, to be so honored. **Jason Kidd** was named to the West All-Star team, his second appearance, and the Suns' first since 1996.

The Suns faced San Antonio in the first round of playoffs with a homecourt advantage. The Spurs won the first game but the Suns came back and won the second game to even the series. San Antonio won both games at the Alamodome by an average of 15.5 points to win the series, 3-1.

Johnson moved past Nate "Tiny" Archibald into 10th place on the all-time NBA career assist list, and on March 29 he scored his 13,000th career point.



**FRONT ROW:** Assistant Coach Roger Reid, Assistant Coach Scott Skiles, Rex Chapman, Kevin Johnson, Jason Kidd, Steve Nash, George McCloud, Head Coach Danny Ainge, Assistant Coach Frank Johnson, Trainer Joe Proski.

**BACK ROW:** Dennis Scott, Danny Manning, Horacio Llamas, Loren Meyer, John "Hot Rod" Williams, Clifford Robinson, Antonio McDyess, Mark Bryant, Marko Milic.

# FIFTY SEASONS

DATE	OPPONENT	ATTEND.	SCORE	REC.	W/L	DATE	OPPONENT	ATTEND.	SCORE	REC.	W/L
10/31	LA CLIPPERS	19,023	110-100	1-0	W	1/30	@MIAMI	15,200	74-71	28-14	W
11/4	UTAH	19,023	106-84	2-0	W	1/31	@ORLANDO	17,248	96-94	29-14	W
11/6	NEW YORK	19,023	75-105	2-1	L	2/2	@PHILADELPHIA	12,787	106-97	30-14	W
11/8	@LA CLIPPERS	12,096	123-105	3-1	W	2/3	@TORONTO	14,344	110-105	31-14	W
11/12	MILWAUKEE	19,023	103-95	4-1	W	2/5	@NEW JERSEY	17,085	94-106	31-15	L
11/14	@PORTLAND	21,057	140-139****	5-1	W	2/10	SACRAMENTO	19,023	88-86	32-15	W
11/16	HOUSTON	19,023	96-94	6-1	W	2/12	PORTLAND	19,023	110-115	32-16	L
11/18	MINNESOTA	19,023	90-108	6-2	L	2/14	@SAN ANTONIO	20,557	94-81	33-16	W
11/20	CHICAGO	19,023	89-85	7-2	W	2/17	@DALLAS	11,471	95-77	34-16	W
11/26	NEW JERSEY	19,023	111-99	8-2	W	2/18	LA LAKERS	19,023	110-103	35-16	W
11/28	@BOSTON	18,624	112-108*	9-2	W	2/20	CHARLOTTE	19,023	115-99	36-16	W
11/29	@NEW YORK	19,763	80-102	9-3	L	2/22	SAN ANTONIO	19,023	97-79	37-16	W
12/2	@MILWAUKEE	13,131	90-86	10-3	W	2/24	PHILADELPHIA	19,023	84-85	37-17	L
12/3	@DETROIT	15,548	103-108*	10-4	L	2/26	@UTAH	19,911	97-108	37-18	L
12/5	TORONTO	19,023	110-91	11-4	W	2/27	@LA CLIPPERS	9,759	104-99	38-18	W
12/7	INDIANA	19,023	97-99	11-5	L	3/1	@SEATTLE	17,072	87-89	38-19	L
12/9	VANCOUVER	19,023	107-85	12-5	W	3/3	@PORTLAND	21,538	93-98	38-20	L
12/11	ATLANTA	19,023	94-78	13-5	W	3/5	DETROIT	19,023	102-93	39-20	W
12/13	@MINNESOTA	18,899	101-112	13-6	L	3/7	HOUSTON	19,023	89-108	39-21	L
12/15	@CHICAGO	23,888	104-111	13-7	L	3/9	LA CLIPPERS	19,023	134-105	40-21	W
12/16	@CLEVELAND	13,511	90-103	13-8	L	3/10	@DENVER	12,010	100-76	41-21	W
12/18	@DALLAS	11,427	89-75	14-8	W	3/13	GOLDEN STATE	19,023	101-77	42-21	W
12/20	@DENVER	12,120	102-81	15-8	W	3/15	DALLAS	19,023	100-90	43-21	W
12/22	GOLDEN STATE	19,023	91-76	16-8	W	3/17	SACRAMENTO	19,023	107-80	44-21	W
12/26	@VANCOUVER	17,023	118-100	17-8	W	3/18	@LA LAKERS	17,505	93-99	44-22	L
12/28	SEATTLE	19,023	97-106	17-9	L	3/21	SEATTLE	19,023	109-102	45-22	W
12/30	BOSTON	19,023	100-90	18-9	W	3/22	@SAN ANTONIO	27,646	83-93	45-23	L
1/2	DALLAS	19,023	92-85	19-9	W	3/24	@UTAH	19,911	73-92	45-24	L
1/4	@WASHINGTON	20,674	99-109	19-10	L	3/25	MINNESOTA	19,023	97-99	45-25	L
1/6	@INDIANA	15,321	81-80	20-10	W	3/27	WASHINGTON	19,023	89-85	46-25	W
1/7	@MINNESOTA	16,771	92-77	21-10	W	3/29	VANCOUVER	19,023	106-98	47-25	W
1/9	SAN ANTONIO	19,023	100-79	22-10	W	3/31	@HOUSTON	16,285	97-86	48-25	W
1/12	@SACRAMENTO	14,458	90-96	22-11	L	4/4	PORTLAND	19,023	90-83	49-25	W
1/13	CLEVELAND	19,023	84-102	22-12	L	4/6	@SEATTLE	17,072	102-92	50-25	W
1/16	ORLANDO	19,023	111-86	23-12	W	4/7	@SACRAMENTO	13,950	103-97	51-25	W
1/18	MIAMI	19,023	96-87	24-12	W	4/10	@LA LAKERS	17,505	114-105	52-25	W
1/20	@GOLDEN STATE	13,048	87-69	25-12	W	4/12	@VANCOUVER	16,266	129-106	53-25	W
1/21	LA LAKERS	19,023	109-119	25-13	L	4/13	@GOLDEN STATE	12,247	105-97	54-25	W
1/23	DENVER	19,023	93-77	26-13	W	4/15	DENVER	19,023	96-89	55-25	W
1/26	@ATLANTA	13,539	96-91	27-13	W	4/17	UTAH	19,023	99-102	55-26	L
1/27	@CHARLOTTE	22,760	113-120*	27-14	L	4/19	@HOUSTON	16,285	123-93	56-26	W

\*Overtime \*\*\*\*Quadruple Overtime

## 97-98 Final Statistics

PLAYER	G	GS	MIN	3PT			FTM-FTA	PCT	OR-DR	REB	AST	PF-QD	STL	TO	BLK	PTS-AVG	
				FGM-FGA	PCT	FGM-FGA											PCT
CHAPMAN	68	67	2263	408-956	.427	120-311	.386	146-187	.781	30-143	173	203	102-0	71	116	14	1082-15.9
MCDYESS	81	81	2441	497-927	.536	0-2	.000	231-329	.702	206-407	613	106	292-6	100	142	135	1225-15.1
ROBINSON	80	64	2359	429-895	.479	27-84	.321	248-360	.689	152-258	410	170	249-5	92	140	90	1133-14.2
MANNING	70	11	1794	390-756	.516	0-7	.000	167-226	.739	110-282	392	139	201-2	71	100	46	947-13.5
KIDD	82	82	3118	357-859	.416	73-233	.313	167-209	.799	108-402	510	745	142-0	162	261	26	954-11.6
JOHNSON	50	12	1290	155-347	.447	4-26	.154	162-187	.871	35-129	164	245	57-0	27	101	8	476-9.5
CEBALLOS	35	16	626	129-258	.500	15-50	.300	60-84	.714	51-98	149	35	59-0	22	39	8	333-9.5
NASH	76	9	1664	268-584	.459	81-195	.415	74-86	.860	32-128	160	262	145-1	63	98	4	691-9.1
MCCLOUD	63	13	1213	173-427	.405	71-208	.341	39-51	.765	45-173	28	84	132-1	54	63	13	456-7.2
SCOTT (PHX)	29	3	493	71-162	.438	31-69	.449	8-12	.668	8-42	50	24	31-0	10	12	7	181-6.2
BRYANT	70	22	1110	109-225	.484	0-1	.000	73-95	.768	92-152	244	46	180-3	36	58	15	291-4.2
WILLIAMS	71	30	1333	95-202	.470	0-0	.000	65-93	.699	107-205	312	49	138-2	33	29	60	255-3.6
LLAMAS	8	0	42	8-21	.381	1-3	.333	7-10	.700	4-14	18	1	14-0	1	9	3	24-3.0
MILIC	33	0	163	39-64	.609	3-6	.500	11-17	.647	10-15	25	12	17-0	10	21	0	92-2.8
THOMPSON	13	0	46	10-27	.370	5-16	.313	1-3	.333	1-4	5	3	6-0	4	5	0	26-2.0
SUNS	82	19955	3138-6710	.468	431-1211	.356	1459-1948	.749	991-2452	3443	2124	1765-20	756	1236	429	8166	99.6
OPPONENTS	82	19955	2923-6618	.442	394-1091	.361	1501-2051	.732	1051-2343	3394	1803	1769-17	720	1363	323	7741	94.4

# Season Review 98-99

## RECORD

27-23

A season that began late and was shortened due to labor strife finished with the Suns earning an 11th-straight berth in the NBA Playoffs. The NBA suffered through a lockout from June 30 through January 21, and as a result the season was reduced to 50 regular season games. After the lockout, the club added All-Star **Tom Gugliotta** and three-time NBA titlist **Luc Longley** while re-signing free agents **Rex Chapman**, **Clifford Robinson** and **George McCloud**.


The top individual performance was turned in by **Jason Kidd**, who gained All-NBA First Team and All-Defensive First Team honors at season's end. He became the first Suns player to lead the league in assists (10.8 apg) and also topped all NBA guards with 6.8 rebounds. Kidd posted seven triple-doubles, with the rest of the NBA combining for 11.

For the second-straight season, the Suns led the league in assists with 25.0 per game, backed by Kidd's league-best average. Phoenix also placed second with a .372 three-point field goal percentage, as Robinson finished eighth with a career-best .417 and McCloud was ninth at .416.

A playoff berth was in jeopardy as Phoenix owned a 15-18 mark in early April. However, the Suns won their final eight home games and finished the season with a 12-5 mark to tie for third in the Pacific Division. The eight-straight home wins were the most since 1994-95 when the team won its first 13 home games of the season.

Phoenix faced Pacific Division champion Portland in the opening round of the playoffs and dropped the series, 3-0, as all three games were decided late in the fourth quarter.

Head Coach **Danny Ainge** became the second fastest Suns coach to reach 100 wins, as the team won at Denver on February 15 to give Ainge his 100th win in 162 games.



**FRONT ROW:** Assistant Coach Roger Reid, Assistant Coach Scott Skiles, Rex Chapman, Jason Kidd, Gerald Brown, Marko Milic, Head Coach Danny Ainge, Assistant Coach Frank Johnson, Trainer Joe Proski.

**BACK ROW:** Toby Bailey, Chris Morris, Tom Gugliotta, Danny Manning, Luc Longley, Joe Kleine, Clifford Robinson, Pat Garrity, George McCloud.

# FIFTY SEASONS

DATE	OPPONENT	ATTEND.	SCORE	REC.	W/L	DATE	OPPONENT	ATTEND.	SCORE	REC.	W/L
2/5	@ LA CLIPPERS	7,589	101-92	1-0	W	3/22	VANCOUVER	18,855	89-84	13-13	W
2/7	DENVER	19,023	115-108	2-0	W	3/24	@LA LAKERS	17,505	106-101	14-13	W
2/9	SACRAMENTO	18,217	95-112	2-1	L	3/25	@PORTLAND	20,328	84-97	14-14	L
2/11	UTAH	19,023	74-82	2-2	L	3/26	NEW YORK	19,023	87-94	14-15	L
2/13	LA CLIPPERS	19,023	107-104*	3-2	W	3/28	PORTLAND	19,023	86-88	14-16	L
2/15	@DENVER	10,415	115-106	4-2	W	3/31	GOLDEN STATE	18,674	93-78	15-16	W
2/16	@HOUSTON	16,285	92-109	4-3	L	4/2	LA LAKERS	19,023	90-91	15-17	L
2/17	@SAN ANTONIO	16,419	79-76	5-3	W	4/3	@PORTLAND	20,056	93-98	15-18	L
2/19	DETROIT	19,023	93-101	5-4	L	4/6	@LA CLIPPERS	6,450	88-83	16-18	W
2/22	DALLAS	18,596	101-83	6-4	W	4/7	MINNESOTA	19,023	90-82	17-18	W
2/25	@VANCOUVER	13,494	94-86	7-4	W	4/9	@UTAH	19,911	92-93	17-19	L
2/26	@GOLDEN STATE	15,807	90-94	7-5	L	4/10	SAN ANTONIO	19,023	110-84	18-19	W
2/28	GOLDEN STATE	18,587	102-89	8-5	W	4/12	@SAN ANTONIO	14,352	77-94	18-20	L
3/1	LA LAKERS	19,023	91-97	8-6	L	4/14	@SEATTLE	17,072	101-94	19-20	W
3/3	@LA LAKERS	17,505	95-101	8-7	L	4/16	DALLAS	18,623	92-85	20-20	W
3/4	@SEATTLE	17,072	110-93	9-7	W	4/18	SEATTLE	19,023	99-93	21-20	W
3/6	SACRAMENTO	19,023	99-111	9-8	L	4/20	@DALLAS	18,121	100-104	21-21	L
3/9	@DALLAS	12,714	103-91	10-8	W	4/21	UTAH	19,023	91-82	22-21	W
3/10	CLEVELAND	18,567	73-86	10-9	L	4/25	HOUSTON	19,023	95-71	23-21	W
3/12	SAN ANTONIO	19,023	97-99	10-10	L	4/26	@UTAH	19,911	99-85	24-21	W
3/14	HOUSTON	19,023	104-90	11-10	W	4/28	@MINNESOTA	16,771	92-97	24-22	L
3/16	@MILWAUKEE	13,316	110-92	12-10	W	4/29	@DENVER	13,129	98-87	25-22	W
3/17	@CHARLOTTE	17,837	111-119	12-11	L	5/1	VANCOUVER	19,023	107-77	26-22	W
3/19	@ATLANTA	17,190	85-93	12-12	L	5/2	@SACRAMENTO	17,317	100-111	26-23	L
3/20	@HOUSTON	16,285	93-103*	12-13	L	5/5	MINNESOTA	18,733	100-96	27-23	W

\*Overtime

## 98-99 Final Statistics

PLAYER	G	GS	MIN	3 PT			FTM-FTA			REBOUNDS			TO	BLK	PTS-AVG		
				FGM-FGA	PCT	PCT	FTM-FTA	PCT	OR-DR	TOT	AST	PF-QD				STL	
GUGLIOTTA	43	43	1563	277-573	.483	2-7	.286	173-218	.794	131-250	381	121	110-0	59	88	21	729-17.0
KIDD	50	50	2060	310-698	.444	45-123	.366	181-239	.757	87-252	339	539	108-1	114	150	19	846-16.9
ROBINSON	50	35	1740	299-629	.475	58-139	.417	163-234	.697	69-158	227	128	154-2	75	88	59	819-16.4
CHAPMAN	38	35	1183	165-459	.359	53-151	.351	76-91	.835	12-92	104	109	46-0	34	54	9	459-12.1
LIVINGSTON	1	0	22	5-8	.625	0-0	—	2-2	1.000	0-2	2	3	1-0	2	1	0	12-12.0
MANNING	50	5	1184	187-386	.484	1-9	.111	78-112	.696	62-157	219	113	129-1	36	69	38	453-9.1
MCCLLOUD	48	16	1245	142-324	.438	69-166	.416	75-87	.862	34-128	162	79	127-0	45	49	14	428-8.9
LONGLEY	39	39	933	140-290	.483	0-0	—	59-76	.776	59-162	221	45	119-0	23	53	21	339-8.7
GARRITY	39	9	538	85-170	.500	7-18	.389	40-56	.714	26-49	75	18	62-0	8	20	3	217-5.6
MORRIS	44	2	535	64-149	.430	16-56	.286	40-46	.870	54-67	121	23	54-0	16	21	11	184-4.2
RESPERT	12	1	99	13-36	.361	4-13	.308	7-10	.700	2-11	13	8	10-0	5	5	0	37-3.1
BAILEY	27	10	249	34-86	.395	1-5	.200	9-13	.692	24-30	54	13	24-0	9	11	2	78-2.9
SIMS	4	0	25	4-10	.400	1-1	1.000	2-5	.400	3-1	4	5	2-0	2	6	0	11-2.8
BROWN	33	0	236	33-89	.371	3-10	.300	11-14	.786	5-17	22	31	21-0	5	22	1	80-2.4
KLEINE	31	5	374	30-74	.405	0-2	.000	8-12	.667	27-40	67	12	46-0	8	10	1	68-2.2
OLIVER	2	0	11	1-3	.333	1-1	1.000	0-0	—	0-0	0	0	2-0	0	0	0	3-1.5
MILIC	11	0	53	8-20	.400	0-1	.000	0-0	—	3-2	5	2	7-0	3	6	1	16-1.5
SUNS	50		12050	1797-4004	.449	261-702	.372	924-1215	.760	598-1418	2016	1249	1022-4	444	681	200	4779-95.6
OPPONENTS	50		12050	1772-3936	.450	272-755	.360	850-1224	.694	614-1506	2120	1064	1065-8	410	812	205	4666-93.3

# Season Review 99-00

**RECORD**
**53-29**

In a season that was anything but scripted, the Suns recorded 50 or more wins for the ninth time in 12 seasons and advanced to the Western Conference Semifinals for the first time since 1995.

Phoenix opened the playoffs with a 3-1 series win over defending champion San Antonio before falling to the eventual champion Lakers 4-1 in the second-round.


Defensively the Suns had their top season ever, limiting opponents to 93.7 points and .424 shooting from the field. **Jason Kidd** and **Clifford Robinson** were each named NBA All-Defensive Second Team and Kidd finished tied for fifth in the NBA with 2.0 steals.

Kidd was named All-NBA First Team for the second-straight season and led all Western Conference guards in All-Star voting. **Rodney Rogers** won the NBA Sixth Man of the Year Award with the second-highest percentage of the vote in history (86.0%) and **Shawn Marion** earned NBA All-Rookie Second Team honors.

The season was one of challenges as the Suns lost a total of 269 games due to injury, with **Anfernee Hardaway** (right foot, 21 games) and Marion (left knee, 31 games) missing most of two months. On December 13 with the club 13-7, Head Coach **Danny Ainge** unexpectedly stepped down and lead assistant **Scott Skiles** was promoted to the top spot. Days later without three starters, the Suns pulled out a 110-102 win at Portland behind **Tom Gugliotta's** 17 points and 14 rebounds. Within an hour of the win, he suffered a seizure on the team bus and missed seven games. Back to form and playing perhaps his best ball of the season, he went down on March 10 with a season-ending left knee injury.

Robinson moved into the starting lineup in December due to the injuries and supplied the missing offense. He finished the season with a team-best 18.5 points that included an America West Arena record and career-high 50 points on January 16 in a 113-100 win.

With the return of Hardaway and Marion the club started to gel, going 10-3 in February and 12-4 in March (13-1 at home during that time). Too good to be true, Kidd went down March 22 with a fractured left ankle that left him sidelined until Game 4 of the opening round of the playoffs. Suns great **Kevin Johnson** came out of retirement on March 25 to replace Kidd on the active roster.



**FRONT ROW:** Trainer Joe Proski, Assistant Coach Phil Weber, Assistant Coach Frank Johnson, Rex Chapman, Jason Kidd, Randy Livingston, Toby Bailey, Head Coach Scott Skiles, Assistant Coach John MacLeod, Video Coordinator Garrick Barr, Assistant Trainer Aaron Nelson.

**BACK ROW:** Equipment Manager Rich Howell, Shawn Marion, Corie Blount, Tom Gugliotta, Mark West, Luc Longley, Clifford Robinson, Rodney Rogers, Anfernee Hardaway, Todd Day, Strength Coach Robin Pound.

DATE	OPPONENT	ATTEND.	SCORE	REC.	W/L	DATE	OPPONENT	ATTEND.	SCORE	REC.	W/L
11/2	@DENVER	19,099	102-107*	0-1	L	1/29	@CHARLOTTE	19,366	79-100	24-18	L
11/4	PHILADELPHIA	19,023	84-80	1-1	W	1/31	@ORLANDO	13,677	117-113	25-18	W
11/7	SAN ANTONIO	19,023	77-74	2-1	W	2/2	LA CLIPPERS	18,421	114-68	26-18	W
11/9	@CHICAGO	22,026	103-80	3-1	W	2/4	@SEATTLE	15,739	86-94	26-19	L
11/10	@NEW JERSEY	11,652	104-89	4-1	W	2/6	SEATTLE	19,023	105-93	27-19	W
11/12	@MILWAUKEE	16,137	92-107	4-2	L	2/8	VANCOUVER	18,385	94-76	28-19	W
11/13	@MINNESOTA	20,003	100-110	4-3	L	2/10	MINNESOTA	19,023	101-85	29-19	W
11/15	LA LAKERS	19,023	82-91	4-4	L	2/15	@SACRAMENTO	17,317	117-108	30-19	W
11/17	CHICAGO	18,480	105-81	5-4	W	2/18	ATLANTA	19,023	85-73	31-19	W
11/19	NEW YORK	19,023	96-81	6-4	W	2/21	@SAN ANTONIO	17,049	98-89	32-19	W
11/21	SEATTLE	18,663	99-86	7-4	W	2/22	DENVER	19,023	86-67	33-19	W
11/23	TORONTO	18,718	94-93	8-4	W	2/24	@WASHINGTON	15,191	92-83	34-19	W
11/27	NEW JERSEY	19,023	129-90	9-4	W	2/25	@NEW YORK	19,763	79-84	34-20	L
11/30	@LA CLIPPERS	10,233	94-80	10-4	W	2/27	@TORONTO	19,800	102-103	34-21	L
12/1	HOUSTON	18,630	128-122**	11-4	W	2/29	@CLEVELAND	13,044	100-93	35-21	W
12/4	@HOUSTON	16,285	95-105	11-5	L	3/2	INDIANA	19,023	118-87	36-21	W
12/5	PORTLAND	19,023	90-92	11-6	L	3/4	DALLAS	19,023	110-96	37-21	W
12/7	ORLANDO	18,249	110-107	12-6	W	3/6	MIAMI	19,023	100-92	38-21	W
12/9	WASHINGTON	18,053	99-85	13-6	W	3/7	@HOUSTON	14,749	108-101	39-21	W
12/11	@DALLAS	14,444	115-120	13-7	L	3/10	UTAH	19,023	96-99	39-22	L
12/14	DETROIT	18,575	114-104	14-7	W	3/11	@DALLAS	18,187	99-104	39-23	L
12/17	@PORTLAND	20,584	110-102	15-7	W	3/14	MINNESOTA	19,023	107-100	40-23	W
12/18	SACRAMENTO	19,023	119-103	16-7	W	3/17	@VANCOUVER	14,255	101-86	41-23	W
12/20	MILWAUKEE	18,656	108-101	17-7	W	3/19	@GOLDEN STATE	12,837	99-82	42-23	W
12/21	@SAN ANTONIO	23,480	90-91*	17-8	L	3/20	BOSTON	19,023	110-106	43-23	W
12/23	DALLAS	19,023	110-111	17-9	L	3/22	SACRAMENTO	19,023	114-93	44-23	W
12/26	GOLDEN STATE	19,023	108-88	18-9	W	3/24	@LA LAKERS	18,997	101-109	44-24	L
12/27	@UTAH	19,911	91-92	18-10	L	3/26	GOLDEN STATE	19,023	90-82	45-24	W
12/29	@LA LAKERS	18,997	87-103	18-11	L	3/28	@MIAMI	15,923	78-81	45-25	L
1/4	CHARLOTTE	18,640	86-80	19-11	W	3/30	@ATLANTA	11,870	118-74	46-25	W
1/7	SAN ANTONIO	19,023	83-102	19-12	L	3/31	@DETROIT	22,076	98-97	47-25	W
1/8	@PORTLAND	20,584	91-96	19-13	L	4/2	@MINNESOTA	19,006	87-86	48-25	W
1/11	@SEATTLE	13,912	88-101	19-14	L	4/4	LA LAKERS	19,023	83-84	48-26	L
1/12	@VANCOUVER	14,404	95-92	20-14	W	4/6	@UTAH	19,911	85-105	48-27	L
1/14	PORTLAND	19,023	83-105	20-15	L	4/9	@SACRAMENTO	17,317	102-97	49-27	W
1/16	DENVER	19,023	113-100	21-15	W	4/11	@LA CLIPPERS	14,724	95-88	50-27	W
1/21	@DENVER	18,221	101-99	22-15	W	4/12	VANCOUVER	18,463	122-116*	51-27	W
1/22	CLEVELAND	19,023	101-88	23-15	W	4/14	LA CLIPPERS	18,538	112-88	52-27	W
1/25	@INDIANA	18,345	87-93	23-16	L	4/16	UTAH	19,023	82-96	52-28	L
1/26	@PHILADELPHIA	19,450	93-87	24-16	W	4/18	HOUSTON	19,023	98-107	52-29	L
1/28	@BOSTON	18,624	88-91	24-17	L	4/19	@GOLDEN STATE	14,212	99-88	53-29	W

\*Overtime

## 99-00 Final Statistics

PLAYER	G	GS	MIN	3PT			FTM-FTA	PCT	OR-DR	REB	AST	PF-QD	STL	TO	BLK	PTS-AVG	
				FGM-FGA	PCT	FGM-FGA											PCT
ROBINSON	80	67	2839	530-1142	.464	120-324	.370	298-381	.782	105-254	359	224	239-3	90	166	61	1478-18.5
HARDAWAY	60	60	2253	378-798	.474	33-102	.324	226-286	.790	91-256	347	315	164-1	94	153	38	1015-16.9
KIDD	67	67	2616	350-855	.409	56-166	.337	203-245	.829	96-387	483	678	148-2	134	226	28	959-14.3
ROGERS	82	7	2286	428-881	.486	115-262	.439	159-249	.639	138-309	447	170	290-5	94	163	47	1130-13.8
GUGLIOTTA	54	54	1767	310-645	.481	1-8	.125	117-151	.775	141-284	425	124	152-2	80	106	31	738-13.7
MARION	51	38	1260	222-471	.471	4-22	.182	72-85	.847	105-227	332	69	113-0	38	51	53	520-10.2
DAY	58	1	941	130-330	.394	64-165	.388	72-108	.667	31-98	129	65	127-1	44	50	22	396-6.8
JOHNSON	6	0	113	16-28	.571	1-1	1.000	7-7	1.000	0-16	16	24	6-0	2	7	0	40-6.7
CHAPMAN	53	19	957	124-320	.388	41-123	.333	59-78	.756	10-70	80	62	70-0	22	38	1	348-6.6
MILLER	51	9	1088	137-233	.588	0-0	—	49-73	.671	87-174	261	68	132-1	42	74	80	323-6.3
LONGLEY	72	68	1417	186-399	.466	0-0	—	80-97	.825	100-223	323	77	221-1	22	136	42	452-6.3
LIVINGSTON	79	15	1081	155-373	.416	19-55	.345	52-62	.839	25-105	130	170	129-1	49	92	13	381-4.8
BAILEY	46	2	449	58-140	.414	2-10	.200	45-65	.692	26-46	72	30	35-0	13	24	4	163-3.5
BLOUNT	38	1	446	44-89	.494	0-2	.000	19-33	.576	52-61	113	10	78-0	15	28	7	107-2.8
MACLEAN	16	0	143	18-49	.367	2-6	.333	4-6	.667	6-17	23	8	2-0	2	8	1	42-2.6
DAVIS	5	0	22	2-6	.333	0-0	—	0-0	—	3-6	9	2	2-0	1	3	1	4-0.8
WEST	22	2	127	5-12	.417	0-0	—	5-8	.625	6-25	31	2	23-0	2	6	4	15-0.7
SUNS	82		19805	3093-6771	.457	458-1246	.368	1467-1934	.759	1022-2558	3580	2098	1973-17	744	1368	433	8111-98.9
OPPONENTS	82		19805	2825-6665	.424	403-1146	.352	1630-2205	.739	1071-2465	3536	1700	1794-11	733	1422	427	7683-93.7



# Season Review 00-01

## RECORD

51-31

Competing in the toughest conference in NBA history, the Suns owned the eighth-best record in the NBA and finished with 50-plus wins for the 10th time in 13 seasons as seven Western Conference teams had 50 or more victories.

Phoenix posted its top defensive season in club history by allowing 91.8 points per game, fewest in the team's existence, and held opponents to .435 shooting from the field, second-best in club history.


Phoenix was the only NBA team to have five people average double figures in scoring with **Shawn Marion** topping the team with 17.3, **Jason Kidd** at 16.9, **Clifford Robinson** averaging 16.4 points, newcomer **Tony Delk** adding 12.3 points and **Rodney Rogers** at 12.2 points. Marion also emerged as a factor on the glass in his second season as he finished eighth in the NBA with 10.8 rebounds to become the first Sun since 1995-96 and sixth player in team history to average 10-plus rebounds for a season.

For the second-straight season the Suns had a player score 50 points as Delk reached the mark at Sacramento, his former team, with an ARCO Arena record 53 points on January 2 in an overtime loss to the Kings.

Kidd joined Oscar Robertson, Bob Cousy and John Stockton as the only players in NBA history to win the assist title three-straight seasons with a league-high 9.8 assists. Kidd was also named ALL-NBA First Team for the third consecutive season and NBA All-Defensive First Team.

The Suns finished the season with an NBA-best 13-4 mark after March 19, a stretch that included a nine-game home winning streak to close out the year. Phoenix placed third in the Pacific Division and sixth in the Western Conference.

That led to a first-round playoff matchup against Sacramento and the Suns opened the series with a win at Sacramento but then lost three in a row to fall to the Kings.



**FRONT ROW:** Equipment Manager Rich Howell, Basketball Operations Assistant David Griffin, Assistant Coach Phil Weber, Assistant Coach Frank Johnson, Tony Delk, Jason Kidd, Vinny Del Negro, Elliot Perry, Head Coach Scott Skiles, Assistant Coach Jim Boylan, Head Trainer Aaron Nelson, Scout Todd Quinter, Assistant Trainer Casey Smith.

**BACK ROW:** Video Coordinator Garrick Barr, Mario Elie, Rodney Rogers, Tom Gugliotta, Chris Dudley, Jake Tsakalidis, Daniel Santiago, Clifford Robinson, Shawn Marion, Anfernee Hardaway, Strength Coach Robin Pound.

DATE	OPPONENT	ATTEND.	SCORE	REC.	W/L	DATE	OPPONENT	ATTEND.	SCORE	REC.	W/L
10/31	@GOLDEN STATE	15,460	94-96	0-1	L	1/27	@WASHINGTON	19,212	82-89	24-18	L
11/2	PORTLAND	18,463	108-82	1-1	W	1/29	@ATLANTA	11,434	95-82	25-18	W
11/4	@DENVER	13,312	102-99	2-1	W	1/31	VANCOUVER	16,502	101-92	26-18	W
11/5	HOUSTON	16,735	104-99	3-1	W	2/1	@PORTLAND	19,980	92-100	26-19	L
11/7	SAN ANTONIO	16,683	100-81	4-1	W	2/4	CHARLOTTE	17,065	85-82	27-19	W
11/9	ATLANTA	16,792	88-79	5-1	W	2/6	CHICAGO	17,197	97-80	28-19	W
11/11	MIAMI	18,120	84-82	6-1	W	2/7	@LA LAKERS	18,997	83-85	28-20	L
11/15	DALLAS	16,652	99-78	7-1	W	2/13	@GOLDEN STATE	13,414	93-83	29-20	W
11/17	NEW YORK	18,738	85-90	7-2	L	2/14	MINNESOTA	17,747	104-96	30-20	W
11/18	@HOUSTON	12,694	89-94	7-3	L	2/18	@PHILADELPHIA	20,781	98-104	30-21	L
11/22	NEW JERSEY	17,239	97-85	8-3	W	2/20	@ORLANDO	13,968	110-104	31-21	W
11/24	GOLDEN STATE	18,684	80-74	9-3	W	2/21	@MIAMI	16,500	100-85	32-21	W
11/25	@LA CLIPPERS	13,510	95-89*	10-3	W	2/23	@NEW YORK	19,763	88-84*	33-21	W
11/29	@VANCOUVER	12,314	106-109**	10-4	L	2/25	UTAH	18,846	90-80	34-21	W
12/1	@SACRAMENTO	17,317	98-105	10-5	L	2/28	ORLANDO	17,441	91-97	34-22	L
12/3	PORTLAND	17,621	84-79	11-5	W	3/1	@SAN ANTONIO	16,209	71-91	34-23	L
12/7	@MILWAUKEE	14,236	104-96	12-5	W	3/3	DENVER	18,889	97-82	35-23	W
12/8	@NEW JERSEY	12,543	84-86	12-6	L	3/6	@DENVER	15,763	93-82	36-23	W
12/10	@TORONTO	19,800	95-87	13-6	W	3/7	SACRAMENTO	19,023	89-100	36-24	L
12/11	@CHICAGO	20,962	86-80	14-6	W	3/9	@UTAH	19,911	95-107	36-25	L
12/13	SAN ANTONIO	17,333	103-93	15-6	W	3/11	HOUSTON	19,023	94-92	37-25	W
12/15	LA CLIPPERS	16,689	88-98	15-7	L	3/14	@PORTLAND	19,980	84-79	38-25	W
12/16	@SAN ANTONIO	30,555	82-90	15-8	L	3/15	BOSTON	18,084	101-105	38-26	L
12/19	DETROIT	16,951	84-89	15-9	L	3/17	@DALLAS	18,187	99-109	38-27	L
12/23	DENVER	18,626	102-93	16-9	W	3/20	WASHINGTON	17,245	105-91	39-27	W
12/26	@VANCOUVER	16,110	97-95	17-9	W	3/22	@SEATTLE	17,072	91-88	40-27	W
12/28	LA LAKERS	19,023	78-115	17-10	L	3/23	PHILADELPHIA	19,023	84-71	41-27	W
12/30	TORONTO	19,023	109-103	18-10	W	3/26	LA LAKERS	19,023	104-83	42-27	W
1/2	@SACRAMENTO	17,317	117-121*	18-11	L	3/28	CLEVELAND	18,312	103-94	43-27	W
1/3	LA CLIPPERS	16,592	90-85	19-11	W	3/29	@HOUSTON	12,230	90-85	44-27	W
1/5	VANCOUVER	18,359	108-76	20-11	W	4/1	MILWAUKEE	18,464	106-99	45-27	W
1/7	MINNESOTA	17,531	88-108	20-12	L	4/3	@INDIANA	17,616	81-85	45-28	L
1/11	INDIANA	17,714	93-85	21-12	W	4/4	@CHARLOTTE	15,205	103-94	46-28	W
1/13	@DALLAS	18,187	103-86	22-12	W	4/6	@MINNESOTA	18,627	88-101	46-29	L
1/14	SEATTLE	18,631	87-106	22-13	L	4/7	@CLEVELAND	18,910	102-98	47-29	W
1/17	@SEATTLE	17,072	89-80	23-13	W	4/10	@LA LAKERS	18,997	80-106	47-30	L
1/19	GOLDEN STATE	17,438	95-103	23-14	L	4/11	DALLAS	19,023	111-106	48-30	W
1/21	@UTAH	18,991	98-109	23-15	L	4/13	SEATTLE	19,023	109-100	49-30	W
1/23	@MINNESOTA	19,677	73-82	23-16	L	4/15	SACRAMENTO	19,023	88-86	50-30	W
1/24	@DETROIT	13,113	106-73	24-16	W	4/16	@LA CLIPPERS	19,347	80-100	50-31	L
1/26	@BOSTON	18,203	83-99	24-17	L	4/18	UTAH	19,023	98-93	51-31	W

\*Overtime

## 00-01 Final Statistics

PLAYER	G	GS	MIN	3PT			FTM-FTA	PCT	OR-DR	REB	AST	PF-QD	STL	TO	BLK	PTS-AVG	
				FGM-FGA	PCT	FGM-FGA											
MARION	79	79	2857	557-1160	.480	21-82	.256	234-289	.810	220-628	848	160	211-2	132	129	108	1369-17.3
KIDD	77	76	3065	451-1097	.411	69-232	.297	328-403	.814	91-403	494	753	171-1	166	286	23	1299-16.9
ROBINSON	82	82	2751	501-1186	.422	90-249	.361	253-357	.709	105-229	334	237	258-6	87	186	82	1345-16.4
DELK	82	11	2288	383-923	.415	54-168	.321	185-235	.787	76-185	261	160	171-1	75	101	17	1005-12.3
ROGERS	82	3	2183	377-876	.430	56-189	.296	188-247	.761	94-265	359	180	269-5	97	157	47	998-12.2
HARDAWAY	4	4	112	15-36	.417	2-8	.250	7-11	.636	5-13	18	15	6-0	6	3	1	39-9.8
GUGLIOTTA	57	2	1159	149-380	.392	3-12	.250	61-77	.792	76-179	255	55	110-0	47	51	21	362-6.4
DEL NEGRO (PHX)	36	0	526	76-144	.528	0-4	.000	25-28	.893	8-43	51	64	42-0	20	19	3	177-4.9
TSAKALIDIS	57	39	947	101-215	.470	0-0	—	54-91	.593	83-159	242	19	137-1	10	66	55	256-4.5
ELIE	68	67	1506	104-246	.423	36-100	.360	55-69	.797	38-117	155	131	112-0	58	60	12	299-4.4
MCPHERSON	33	0	308	47-96	.490	0-6	.000	18-24	.750	20-28	48	16	48-0	12	23	3	112-3.4
PERRY (PHX)	43	6	460	60-129	.465	1-4	.250	16-22	.727	8-34	42	74	28-0	19	32	1	137-3.2
SANTIAGO	54	2	581	64-134	.478	0-0	—	42-61	.689	35-67	102	11	101-1	17	47	21	170-3.1
BLOUNT	30	6	387	23-47	.489	0-0	—	8-15	.533	35-50	85	8	75-2	13	18	5	54-1.8
GARCÉS	10	0	62	7-15	.467	0-0	—	2-8	.250	12-10	22	4	14-0	2	5	1	16-1.6
DUDLEY	53	33	613	29-73	.397	0-0	—	14-36	.389	64-119	183	18	111-1	14	26	29	72-1.4
SUNS	82		19805	2944-6757	.436	332-1054	.315	1490-1973	.755	970-2529	3499	1905	1864-20	775	1251	429	7710-94.0
OPPONENTS	82		19805	2792-6422	.435	327-937	.349	1618-2127	.761	902-2588	3490	1652	1819-14	682	1433	416	7529-91.8

# Season Review 01-02

**RECORD**
**36-46**

It was a season of transition for the Suns as 20 different players dotted the roster during the season. Three in-season trades, two summer trades and a coaching change were factors in the season of flux and Phoenix missed the playoffs for the first time since 1987-88.

Prior to the season the Suns acquired **Stephon Marbury** from New Jersey in exchange for **Jason Kidd** and **John Wallace** and **Jud Buechler** from Detroit for **Clifford Robinson**. During the season the Suns added **Jake Voskuhl**, **Bo Outlaw**, **Joe Johnson**, **Milt Palacio** and **Randy Brown** through trades. On February 17 the club had a change of leadership when **Frank Johnson** took over for **Scott Skiles**.

But the flurry of activity did not stop the Suns from winning the 1,500th game in club history with a 92-83 win over San Antonio on February 24. In the process the Suns became the fourth-fastest franchise in NBA history to reach the 1,500-win mark.

In his first season with the Suns, Marbury averaged a team-best 20.4 points, the first time a Phoenix player averaged 20-plus points since 1996-97 when Kevin Johnson had 20.1 points. **Shawn Marion** added 19.1 points to give the Suns their first 19-plus point tandem since 1993-94 when Charles Barkley (21.6) and KJ (20.0) turned the trick. Marbury was also sixth in the NBA with 8.1 assists and Marion was one of two NBA players to be ranked in the top 40 in seven of the league's nine major statistical categories, including eighth with 9.9 rebounds.

The season marked the last in the 14-year NBA career of **Dan Majerte** and the Phoenix fan favorite finished his career with a made three-pointer to give him 800 for his Suns tenure and 1,360 (fifth in NBA history) over his career.

After joining the Suns on February 20 from Boston in a trade for **Rodney Rogers** and **Tony Delk**, Joe Johnson averaged 9.6 points and 4.1 rebounds in 29 games and earned All-NBA Rookie Second Team honors at season's end.



**FRONT ROW:** Assistant Strength Coach Tommy Boyer-Kendrick, Assistant Coach Al Bianchi, Assistant Coach Phil Weber, Head Coach Frank Johnson, Randy Brown, Milt Palacio, Anfernee Hardaway, Dan Majerte, Stephon Marbury, Joe Crispin, Assistant Coach Jim Boylan, Head Trainer Aaron Nelson, Equipment Manager Rich Howell.

**BACK ROW:** Assistant Trainer Casey Smith, Shawn Marion, Joe Johnson, Alton Ford, Jake Voskuhl, Jake Tsakalidis, Tom Gugliotta, Bo Outlaw, John Wallace, Strength Coach Robin Pound.

DATE	OPPONENT	ATTEND.	SCORE	REC.	W/L	DATE	OPPONENT	ATTEND.	SCORE	REC.	W/L
10/30	DENVER	16,421	96-99	0-1	L	1/24	@NEW YORK	19,763	91-96	21-21	L
11/1	@GOLDEN STATE	14,624	107-101	1-1	W	1/26	@WASHINGTON	20,674	102-112	21-22	L
11/2	@LA LAKERS	18,997	94-117	1-2	L	1/29	CHICAGO	13,745	91-90	22-22	W
11/4	HOUSTON	13,562	100-103	1-3	L	1/31	@PORTLAND	19,493	97-105	22-23	L
11/6	MEMPHIS	12,765	113-101	2-3	W	2/1	GOLDEN STATE	18,733	104-98	23-23	W
11/8	ATLANTA	13,206	108-80	3-3	W	2/3	@GOLDEN STATE	9,326	98-97	24-23	W
11/10	@LA CLIPPERS	17,111	102-111	3-4	L	2/6	@SEATTLE	15,124	79-90	24-24	L
11/13	@SEATTLE	10,880	92-91	4-4	W	2/12	@DETROIT	13,952	99-71	25-24	W
11/14	ORLANDO	17,393	92-93	4-5	L	2/13	@MINNESOTA	18,701	92-107	25-25	L
11/16	LA LAKERS	19,023	95-83	5-5	W	2/15	WASHINGTON	19,023	96-97	25-26	L
11/18	TORONTO	14,823	81-87	5-6	L	2/17	DALLAS	16,809	92-105	25-27	L
11/21	NEW YORK	15,740	96-72	6-6	W	2/19	SEATTLE	14,716	91-103	25-28	L
11/23	@MEMPHIS	16,308	103-89	7-6	W	2/21	@MEMPHIS	13,417	78-72	26-28	W
11/24	@DALLAS	19,869	104-119	7-7	L	2/22	@CHICAGO	18,381	83-91	26-29	L
11/26	@UTAH	17,720	111-104*	8-7	W	2/24	SAN ANTONIO	15,836	92-83	27-29	W
11/28	MILWAUKEE	15,590	104-84	9-7	W	2/26	@SAN ANTONIO	19,013	91-99	27-30	L
11/30	UTAH	15,046	98-76	10-7	W	2/28	INDIANA	16,095	107-100*	28-30	W
12/1	@PORTLAND	18,487	97-83	11-7	W	3/2	HOUSTON	15,686	97-104	28-31	L
12/3	GOLDEN STATE	13,656	110-93	12-7	W	3/5	@DALLAS	19,745	77-81	28-32	L
12/5	@NEW JERSEY	11,452	87-106	12-8	L	3/6	NEW JERSEY	16,251	89-87	29-32	W
12/7	@BOSTON	15,050	102-109*	12-9	L	3/8	MINNESOTA	16,914	81-76	30-32	W
12/9	@TORONTO	19,800	91-90	13-9	W	3/10	CHARLOTTE	15,003	82-88	30-33	L
12/12	SACRAMENTO	14,568	114-88	14-9	W	3/12	@MIAMI	15,358	78-90	30-34	L
12/14	SAN ANTONIO	16,187	93-105	14-10	L	3/13	@ORLANDO	14,771	114-119*	30-35	L
12/15	@DENVER	13,593	98-106	14-11	L	3/15	@ATLANTA	13,563	89-104	30-36	L
12/18	LA CLIPPERS	15,945	92-96	14-12	L	3/16	@CHARLOTTE	10,582	76-87	30-37	L
12/22	PORTLAND	16,234	102-90	15-12	W	3/21	DETROIT	18,299	82-95	30-38	L
12/23	@SACRAMENTO	17,317	101-133	15-13	L	3/23	@LA CLIPPERS	19,455	97-94	31-38	W
12/26	@HOUSTON	12,620	97-91	16-13	W	3/25	CLEVELAND	18,055	102-96	32-38	W
12/27	BOSTON	19,023	84-82	17-13	W	3/27	LA LAKERS	19,023	118-106	33-38	W
12/29	DENVER	17,976	109-92	18-13	W	3/29	LA CLIPPERS	18,508	94-96	33-39	L
1/2	PHILADELPHIA	18,695	81-102	18-14	L	3/30	@HOUSTON	13,448	90-88	34-39	W
1/4	@LA LAKERS	18,997	86-118	18-15	L	4/2	@CLEVELAND	13,688	96-101	34-40	L
1/5	SACRAMENTO	17,042	112-118	18-16	L	4/3	@PHILADELPHIA	20,652	83-89*	34-41	L
1/8	@UTAH	18,976	84-98	18-17	L	4/5	@INDIANA	16,419	87-97	34-42	L
1/10	MEMPHIS	14,379	96-102	18-18	L	4/6	@MINNESOTA	18,716	104-108	34-43	L
1/12	MIAMI	15,304	108-74	19-18	W	4/9	SEATTLE	16,667	99-92	35-43	W
1/13	@SACRAMENTO	17,317	100-103	19-19	L	4/11	UTAH	17,158	96-97	35-44	W
1/16	PORTLAND	13,957	99-108	19-20	L	4/13	@DENVER	16,807	94-98	35-45	L
1/18	MINNESOTA	16,860	103-100*	20-20	W	4/16	@SAN ANTONIO	30,186	71-95	35-46	W
1/22	@MILWAUKEE	17,036	92-81	21-20	W	4/17	DALLAS	19,023	89-76	36-46	W

\*Overtime

## 01-02 Final Statistics

PLAYER	G	GS	MIN	3PT				FTM-FTA	PCT	OR-DR	REB	AST	PF-DQ	STL	TO	BLK	PTS-AVG
				FGM-FGA	PCT	FGM-FGA	PCT										
MARBURY	82	80	3187	625-1413	.442	71-248	.286	353-452	.781	75-191	266	666	186-0	77	284	13	1674-20.4
MARION	81	81	3109	654-1395	.469	48-122	.393	191-226	.845	211-592	803	162	214-0	149	144	86	1547-19.1
ROGERS	50	7	1254	249-534	.466	49-140	.350	82-99	.828	95-146	241	72	148-2	50	66	17	629-12.6
HARDAWAY	80	55	2462	389-931	.418	23-83	.277	158-195	.810	98-252	350	324	184-0	122	189	32	959-12.0
DELK	41	1	877	166-416	.399	47-147	.320	56-67	.836	38-86	124	81	60-0	31	40	4	435-10.6
JOHNSON (PHX)	29	27	913	121-288	.420	14-42	.333	21-27	.778	35-83	118	105	55-0	26	43	11	277-9.6
TSAKALIDIS	67	47	1582	190-400	.475	0-1	.000	111-159	.698	130-244	374	23	193-4	23	78	69	491-7.3
GUGLIOTTA	44	40	1129	127-301	.422	3-9	.333	28-37	.757	59-162	221	77	116-1	39	61	30	285-6.5
WALLACE	46	0	490	93-214	.435	5-13	.385	40-46	.870	27-58	85	29	60-0	11	29	9	231-5.0
VOSKUHL	59	34	900	107-193	.554	0-0	—	82-109	.752	103-147	250	18	139-1	11	48	23	296-5.0
OUTLAW (PHX)	73	36	1768	153-278	.550	1-2	.500	35-84	.417	132-203	335	122	182-1	61	85	83	342-4.7
MAJERLE	65	1	1180	99-289	.343	79-235	.336	23-39	.590	28-148	176	90	104-0	48	35	15	300-4.6
CRISPIN (PHX)	15	0	129	23-56	.411	15-35	.429	8-8	1.000	2-8	10	24	8-0	4	9	0	69-4.6
FORD	53	0	452	61-118	.517	0-0	—	42-57	.737	32-75	107	7	99-0	6	32	7	164-3.1
PALACIO (PHX)	28	1	272	30-79	.380	1-7	.143	18-23	.783	3-20	23	29	23-0	9	16	1	79-2.8
SANTIAGO	3	0	24	4-8	.500	0-0	—	0-0	—	0-7	7	2	4-0	0	2	1	8-2.7
BELL	5	0	42	3-11	.273	0-6	.000	2-2	1.000	2-2	4	2	3-0	0	5	0	8-1.6
BUECHLER	6	0	54	2-6	.333	2-6	.333	0-0	—	2-6	8	3	7-0	1	1	0	6-1.0
DEL NEGRO	2	0	6	1-4	.250	0-0	—	0-0	—	0-0	0	2	0-0	0	0	0	2-1.0
BROWN (TOT)	1	0	6	0-1	.000	0-0	—	0-0	—	0-0	0	2	1-0	0	0	1	0-0.0
SUNS	82		19830	3097-6934	.447	358-1096	.327	1250-1630	.767	1072-2430	3502	1838	1785-9	668	1205	401	7802-95.1
OPPONENTS	82		19830	2957-6663	.444	433-1208	.358	1511-2013	.751	1030-2493	3523	1821	1521-9	685	1265	475	7858-95.8

# Season Review 02-03

**RECORD**
**44-38**

Only one year removed from missing the postseason, the Suns reemerged as playoff contenders by securing the eighth and final seed in the competitive Western Conference. Sparking the eight-game improvement were 2003 All-Stars **Stephon Marbury** and **Shawn Marion**, the veteran leadership of **Anfernee Hardaway** and 2002-03 "got milk?" NBA Rookie of the Year **Amar'e Stoudemire**.

The Suns weren't just content with being back on their postseason course, though. The young squad put a scare into the NBA's top team and eventual NBA Champion San Antonio Spurs by stealing two victories in their first-round series on a couple of improbable game-winning shots by Marbury (Game 1) and **Jake Voskuhl** (Game 4).

The Suns' turnaround began at the 2002 NBA Draft when Phoenix selected high school phenom Stoudemire and **Casey Jacobsen** in the first round. Stoudemire eventually became the league's youngest ROY winner in the award's history and just the third Suns player to win the honor, following Walter Davis in 1977-78 and Alvan Adams in 1975-76.

Phoenix also got two All-Star performances from its top two players, Marbury and Marion, who became the Suns' first All-Star duo since 1995 (**Charles Barkley** and **Dan Majerte**). Marbury was the only player in the NBA to be in the top 12 in points (22.3, 12th) and assists (8.1, 4th), and capped his season with his second selection to the All-NBA Third Team. Marion finished the season as the only player ranked in top 20 in points (21.2, 17th) and top 10 in rebounds (9.5, 8th) and steals (2.28, 3rd).

Phoenix was a season-best 10 games above .500 on Jan. 12 (24-14) until injuries to three of the team's five opening night starters (Hardaway, **Jake Tsakalidis**, **Tom Gugliotta**) sent the team into a midseason slump. Led by **Frank Johnson**, in his first full season as head coach, the Suns won eight of their last 12 games to clinch a playoff spot in the final week of the regular season.

The campaign was only the second in the franchise's 35 years and the first since 1970-71 that the Suns did not make a player addition/subtraction or coaching change during the season.



**FRONT ROW:** Assistant Coach Phil Weber, Assistant Coach Mike D'Antoni, Head Coach Frank Johnson, Stephon Marbury, Joe Johnson, Anfernee Hardaway, Shawn Marion, Casey Jacobsen, Randy Brown, Assistant Coach Marc Iavaroni, Assistant Coach Tim Grgurich, Equipment Manager Rich Howell, Assistant Video Coordinator Ron DuBois.

**BACK ROW:** Head Trainer Aaron Nelson, Assistant Trainer Casey Smith, Alton Ford, Bo Outlaw, Jake Voskuhl, Jake Tsakalidis, Scott Williams, Dan Langhi, Tom Gugliotta, Amar'e Stoudemire, Video Coordinator Garrick Barr, Strength Coach Robin Pound.

DATE	OPPONENT	ATTEND.	SCORE	REC.	W/L	DATE	OPPONENT	ATTEND.	SCORE	REC.	W/L
10/30	@SEATTLE	14,002	73-86	0-1	L	1/20	@NEW ORLEANS	16,034	102-114	25-17	L
11/1	CLEVELAND	16,133	78-74	1-1	W	1/22	@MIAMI	14,633	85-92	25-18	L
11/2	@DALLAS	19,783	83-97	1-2	L	1/24	@ORLANDO	14,707	110-107	26-18	W
11/3	DETROIT	13,256	82-84	1-3	L	1/26	@NEW YORK	18,859	98-106	26-19	L
11/6	ATLANTA	14,685	93-88	2-3	W	1/27	@WASHINGTON	20,173	93-98	26-20	L
11/8	PORTLAND	15,009	86-75	3-3	W	1/29	LA LAKERS	18,437	90-99	26-21	L
11/13	@DENVER	11,846	75-72	4-3	W	1/31	@LA CLIPPERS	17,875	98-92	27-21	W
11/15	HOUSTON	16,284	88-87	5-3	W	2/1	GOLDEN STATE	16,174	116-107	28-21	W
11/19	@UTAH	19,410	76-99	5-4	L	2/3	CHICAGO	14,113	115-111*	29-21	W
11/22	@SACRAMENTO	17,317	101-118	5-5	L	2/11	LA CLIPPERS	15,085	106-107	29-22	L
11/23	DENVER	15,121	79-80	5-6	L	2/14	NEW YORK	15,438	115-116	29-23	L
11/25	MILWAUKEE	12,986	86-81	6-6	W	2/16	BOSTON	16,748	102-92	30-23	W
11/27	NEW JERSEY	16,615	82-75	7-6	W	2/19	HOUSTON	17,467	89-107	30-24	L
11/29	SAN ANTONIO	17,252	94-87	8-6	W	2/21	@TORONTO	18,695	89-92	30-25	L
11/30	@GOLDEN STATE	13,322	90-100	8-7	L	2/23	@MINNESOTA	15,771	97-99	30-26	L
12/2	MIAMI	12,420	90-100*	8-8	L	2/24	@CHICAGO	17,057	87-90	30-27	L
12/4	MEMPHIS	12,939	98-85	9-8	W	2/26	@MILWAUKEE	17,213	118-112	31-27	W
12/6	INDIANA	15,073	102-96	10-8	W	3/1	NEW ORLEANS	16,133	92-97	31-28	L
12/8	@MEMPHIS	12,469	94-102	10-9	L	3/4	@SAN ANTONIO	18,797	104-97	32-28	W
12/9	@NEW JERSEY	10,248	93-106	10-10	L	3/5	PORTLAND	15,314	98-92	33-28	W
12/11	@BOSTON	13,049	103-94	11-10	W	3/9	MINNESOTA	19,023	98-105	33-29	L
12/13	@PHILADELPHIA	19,894	99-91	12-10	W	3/11	@GOLDEN STATE	16,433	98-113	33-30	L
12/14	@ATLANTA	7,851	102-88	13-10	W	3/13	SACRAMENTO	18,184	109-84	34-30	W
12/16	ORLANDO	13,112	87-84	14-10	W	3/16	@HOUSTON	15,717	75-85	34-31	L
12/17	@SACRAMENTO	17,317	86-95	14-11	L	3/17	TORONTO	15,326	95-91*	35-31	W
12/20	@LA CLIPPERS	15,970	87-76	15-11	W	3/19	UTAH	15,196	86-99	35-32	L
12/21	SACRAMENTO	18,133	110-101	16-11	W	3/21	WASHINGTON	19,023	109-83	36-32	W
12/23	SEATTLE	16,145	89-88	17-11	W	3/22	@DALLAS	20,087	95-102	36-33	L
12/27	LA CLIPPERS	15,756	108-95	18-11	W	3/24	SEATTLE	18,535	73-82	36-34	L
12/29	@CLEVELAND	9,410	103-84	19-11	W	3/26	@MEMPHIS	14,524	101-99	37-34	W
12/30	@MINNESOTA	18,347	98-104	19-12	L	3/28	@DETROIT	22,076	94-91	38-34	W
1/2	PHILADELPHIA	17,557	96-78	20-12	W	3/30	@INDIANA	15,258	81-92	38-35	L
1/4	LA LAKERS	19,023	107-93	21-12	W	4/1	DENVER	17,124	95-65	39-35	W
1/5	@LA LAKERS	18,642	97-109	21-13	L	4/5	MINNESOTA	18,413	111-94	40-35	W
1/7	@PORTLAND	18,669	88-81	22-13	W	4/6	@LA LAKERS	18,997	113-115*	40-36	L
1/8	@UTAH	19,820	93-99	22-14	L	4/8	@DENVER	13,873	98-78	41-36	W
1/10	MEMPHIS	15,005	99-93	23-14	W	4/9	DALLAS	17,136	112-89	42-36	W
1/12	UTAH	15,348	107-99	24-14	W	4/11	GOLDEN STATE	17,792	117-101	43-36	W
1/14	@SAN ANTONIO	17,101	100-108*	24-15	L	4/13	SAN ANTONIO	19,023	92-85	44-36	W
1/15	@HOUSTON	10,171	96-102	24-16	L	4/15	@PORTLAND	20,580	102-120	44-37	L
1/17	DALLAS	19,023	111-106	25-16	W	4/16	@SEATTLE	17,072	70-84	44-38	L

\*Overtime

## 02-03 Final Statistics

PLAYER	G	GS	MIN	3 PT			REBOUNDS			AST	PF	DQ	STL	TO	BLK	PTS	AVG
				FGM	FGA	PCT	OR	DR	TOT								
MARBURY	81	81	3240	671-1530	.439	89-296	.301	375-467	.803	53-210	263	654	200-1	108	263	20	1806-22.3
MARION	81	81	3373	662-1466	.452	141-364	.387	251-295	.851	199-574	773	198	208-0	185	157	95	1716-21.2
STOUDEMIRE	82	71	2570	392-830	.472	2-10	.200	320-484	.661	250-471	721	78	269-3	62	189	87	1106-13.5
HARDAWAY	58	51	1777	256-573	.447	26-73	.356	77-97	.794	66-192	258	235	150-1	66	145	26	615-10.6
JOHNSON	82	34	2255	316-796	.397	75-205	.366	96-124	.774	57-207	264	210	143-0	62	108	19	803-9.8
JACOBSEN	72	0	1147	122-327	.373	52-165	.315	72-105	.686	29-54	83	73	90-0	35	55	6	368-5.1
TSAKALIDIS	33	27	543	61-135	.452	0-0	—	39-58	.672	45-77	122	13	80-1	6	26	17	161-4.9
GUGLIOTTA	27	11	447	60-132	.455	0-1	.000	9-9	1.000	25-75	100	31	35-0	14	31	5	129-4.8
OUTLAW	80	20	1800	153-278	.550	0-2	.000	72-116	.621	134-234	368	112	194-1	50	76	71	378-4.7
WILLIAMS	69	33	872	120-292	.411	0-2	.000	33-42	.786	72-121	193	22	159-2	27	32	21	273-4.4
VOSKUHL	65	1	947	92-163	.564	0-0	—	64-96	.667	97-128	225	36	172-0	18	48	29	248-3.8
LANGHI	60	0	541	81-202	.401	9-31	.290	12-20	.600	19-68	87	21	58-0	15	16	6	183-3.1
BROWN	32	0	262	16-43	.372	0-0	—	9-12	.750	3-23	26	35	36-0	17	17	2	41-1.3
FORD	11	0	31	3-9	.333	0-0	—	1-3	.333	0-6	6	1	7-0	0	2	0	7-0.6
SUNS	82		19805	3005-6776	.443	394-1149	.343	1430-1928	.742	1049-2440	3489	1719	1801-9	665	1208	404	7834-95.5
OPPONENTS	82		19805	2913-6658	.438	436-1361	.320	1479-1932	.766	1031-2487	3518	1824	1763-20	639	1309	453	7741-94.4



# Season Review 03-04

**RECORD**
**29-53**


From the roster to the coaching staff to the arena they play in, 2003-04 became a season of change and adjustment for the Phoenix Suns.

The season began with high hopes, but after struggling through the first six weeks, the Suns opted for a coaching change. **Mike D'Antoni** was named the club's 12th head coach in team history on Dec. 10, replacing **Frank Johnson**. Less than one month later on Jan. 5, Phoenix pulled off a major deal that sent **Stephon Marbury**, **Anfernee Hardaway** and **Cezary Trybanski** to New York for **Antonio McDyess**, **Howard Easley**, **Maciej Lampe**, **Charlie Ward**, the draft rights to **Milos Vujanic**, two first-round picks and cash.

Even though the team finished 29-53 and missed the playoffs, the deal offered salary cap flexibility and transformed the club into the youngest team in the NBA, and put the franchise in excellent position to improve via free agency in the offseason.

One player who clearly benefited from the trade was **Joe Johnson**, who took advantage of increased playing time, and averaged nearly 20 points, five rebounds and five assists in the final 48 games. After a slow start, **Amar'e Stoudemire** led the Suns in scoring with 20.6 points, but played in only 55 games due to a left ankle, big toe injury.

Suns Chairman and CEO **Jerry Colangelo** was elected to the Naismith Memorial Basketball Hall of Fame in Springfield, Mass. on April 5, joining former Suns player **Connie Hawkins** as a recipient of the sport's highest honor. Shortly after the season ended, Arizona native **Robert Sarver** led an investment group that purchased the club for an NBA record \$401 million on June 30.



**FRONT ROW:** Video Coordinator Danny Aning, Assistant Coach/NBA Scout Todd Quinter, Assistant Coach Marc Iavaroni, Assistant Coach Tim Grgurich, Howard Easley, Donnell Harvey, Joe Johnson, Casey Jacobsen, Leandro Barbosa, Head Coach Mike D'Antoni, Assistant Coach Phil Weber, Athletic Trainer Aaron Nelson, Equipment Manager Rich Howell.

**BACK ROW:** Assistant Athletic Trainer Mike Elliott, Strength Coach/Assistant Trainer Casey Smith, Amar'e Stoudemire, Antonio McDyess, Zarko Cabarkapa, Jake Voskuhl, Maciej Lampe, Jahidi White, Shawn Marion, Assistant Video Coordinator Noel Gillespie, Assistant Equipment Manager Jay Gaspar.

# FIFTY SEASONS

DATE	OPPONENT	ATTEND.	SCORE	REC.	W/L	DATE	OPPONENT	ATTEND.	SCORE	REC.	W/L
10/28	@SAN ANTONIO	18,797	82-83	0-1	L	1/19	@L.A.LAKERS	18,312	88-85	16-26	W
10/30	CLEVELAND	18,422	95-86	1-1	W	1/21	@DENVER	15,652	92-97	16-27	L
11/1	L.A. LAKERS	18,422	99-103	1-2	L	1/23	SAN ANTONIO	17,799	84-86	16-28	L
11/5	@UTAH	18,852	80-91	1-3	L	1/25	@MINNESOTA	16,002	95-99	16-29	L
11/7	MEMPHIS	16,485	96-88	2-3	W	1/27	@ATLANTA	11,179	89-85	17-29	W
11/10	@GOLDEN STATE	13,278	99-96	3-3	W	1/28	@INDIANA	16,111	79-101	17-30	L
11/12	ATLANTA	15,703	94-99	3-4	L	1/30	@WASHINGTON	14,125	100-105	17-31	L
11/14	@HOUSTON	18,134	85-90	3-5	L	1/31	@NEW YORK	19,673	105-110	17-32	L
11/15	DETROIT	15,681	91-100	3-6	L	2/2	HOUSTON	16,446	99-79	18-32	W
11/18	CHICAGO	14,263	95-82	4-6	W	2/4	PORTLAND	14,121	97-101	18-33	L
11/20	ORLANDO	15,203	96-89	5-6	W	2/6	SEATTLE	16,486	105-107	18-34	L
11/22	MIAMI	16,379	100-98	6-6	W	2/7	UTAH	15,792	92-96	18-35	L
11/25	@DENVER	12,003	80-111	6-7	L	2/10	TORONTO	14,138	94-101	18-36	L
11/26	DALLAS	17,205	121-90	7-7	W	2/11	@GOLDEN STATE	14,587	99-110	18-37	L
11/28	GOLDEN STATE	15,826	83-92	7-8	L	2/17	@MINNESOTA	16,181	95-110	18-38	L
12/1	INDIANA	14,398	82-89	7-9	L	2/20	@MEMPHIS	15,710	92-97	18-39	L
12/3	MINNESOTA	16,508	79-92	7-10	L	2/22	L.A. LAKERS	18,422	92-104	18-40	L
12/5	@BOSTON	15,116	110-106	8-10	W	2/25	NEW YORK	17,769	113-95	19-40	W
12/6	@NEW JERSEY	14,639	88-99	8-11	L	2/27	@SEATTLE	15,224	104-99	20-40	W
12/8	@ORLANDO	12,584	98-105	8-12	L	2/29	@SACRAMENTO	17,317	94-108	20-41	L
12/9	@MIAMI	14,568	72-92	8-13	L	3/3	NEW JERSEY	17,332	87-74	21-41	W
12/11	NEW ORLEANS	17,173	101-111	8-14	L	3/6	SAN ANTONIO	16,039	86-107	21-42	L
12/13	@L.A. CLIPPERS	14,874	91-106	8-15	L	3/8	@DALLAS	20,357	90-103	21-43	L
12/14	@SACRAMENTO	17,317	102-107	8-16	L	3/12	UTAH	14,790	90-99	21-44	L
12/16	SEATTLE	15,063	92-91*	9-16	W	3/13	DALLAS	16,705	90-113	21-45	L
12/18	@PORTLAND	16,576	94-101	9-17	L	3/15	@HOUSTON	16,328	99-97*	22-45	W
12/20	HOUSTON	15,302	102-87	10-17	W	3/16	L.A. CLIPPERS	15,539	98-110	22-46	L
12/21	@L.A. LAKERS	18,897	101-107	10-18	L	3/19	MINNESOTA	18,422	80-93	22-47	L
12/23	@SEATTLE	14,527	90-116	10-19	L	3/20	MILWAUKEE	18,422	123-111	23-47	W
12/26	BOSTON	17,034	102-104	10-20	L	3/23	@CLEVELAND	19,024	103-86	24-47	W
12/28	PHILADELPHIA	17,259	100-92	11-20	W	3/24	@PHILADELPHIA	17,947	94-99	24-48	L
12/29	@L.A. CLIPPERS	13,405	113-105	12-20	W	3/26	@NEW ORLEANS	13,108	99-94	25-48	W
1/2	@DETROIT	22,076	81-93	12-21	L	3/27	@SAN ANTONIO	18,797	76-105	25-49	L
1/4	@TORONTO	19,029	73-83	12-22	L	3/29	WASHINGTON	15,124	101-95	26-49	W
1/5	@CHICAGO	16,720	82-87	12-23	L	4/2	@MEMPHIS	19,351	99-109	26-50	L
1/7	@MILWAUKEE	14,009	87-95	12-24	L	4/3	@DALLAS	20,348	103-124	26-51	L
1/9	SACRAMENTO	16,848	93-113	12-25	L	4/7	DENVER	16,797	96-111	26-52	L
1/13	DENVER	15,910	92-105	12-26	L	4/9	SACRAMENTO	18,422	101-96	27-52	W
1/15	@PORTLAND	14,202	105-96	13-26	W	4/11	MEMPHIS	15,216	89-83	28-52	W
1/16	GOLDEN STATE	14,921	104-93	14-26	W	4/13	L.A. CLIPPERS	17,108	96-98	28-53	L
1/18	PORTLAND	15,131	96-92	15-26	W	4/14	@UTAH	19,911	89-84	29-53	W

\*Overtime

## 03-04 Final Statistics

PLAYER	G	GS	MIN	3 PT			REBOUNDS			FTM-FTA	PCT	AST	PF-DQ	STL	TO	BLK	PTS-AVG
				FGM-FGA	PCT	FTM-FTA	PCT	OR-DR	TOT								
MARBURY	34	34	1415	262-606	.432	37-118	.314	147-185	.795	19-98	117	281	74-0	64	97	5	708-20.8
STOUDEMIRE	55	53	2025	411-865	.475	1-5	.200	310-435	.713	157-339	496	78	188-5	64	177	89	1133-20.6
MARION	79	79	3217	590-1341	.440	90-265	.340	228-268	.851	212-525	737	214	203-1	167	156	104	1498-19.0
JOHNSON	82	77	3331	555-1291	.430	83-272	.305	174-232	.750	80-305	385	362	177-1	93	199	26	1367-16.7
HARDAWAY	34	10	876	120-271	.443	14-35	.400	42-49	.857	27-71	98	97	65-1	28	42	8	296-8.7
BARBOSA	70	46	1500	210-470	.447	83-210	.395	47-61	.770	23-100	123	165	184-6	93	120	7	550-7.9
WILLIAMS	16	10	267	53-101	.525	2-2	1.000	9-13	.692	23-49	72	6	45-5	15	6	7	117-7.3
MCDYESS (PHX)	24	14	506	61-126	.484	0-0	—	16-31	.516	39-99	138	16	71-5	25	30	13	138-5.8
EISLEY (PHX)	34	0	727	86-249	.345	24-78	.308	44-53	.830	13-50	63	117	52-0	26	48	2	240-7.1
VOSKUHL	66	43	1606	152-300	.507	0-0	—	134-181	.740	123-220	343	57	258-8	47	77	25	438-6.6
JACOBSEN	78	13	1828	150-360	.417	75-180	.417	91-111	.820	42-159	201	98	144-0	48	68	9	466-6.0
LAMPE	21	0	224	43-88	.489	0-4	.000	10-13	.769	9-35	44	9	28-0	3	15	3	96-4.6
WHITE (PHX)	61	17	861	99-189	.524	0-0	—	63-126	.500	97-164	261	7	176-4	25	65	50	261-4.3
CABARKAPA	49	4	570	81-197	.411	6-32	.188	35-53	.660	26-73	99	40	75-0	10	54	13	203-4.1
HARVEY (PHX)	36	7	438	53-112	.473	0-0	—	35-44	.795	19-73	92	13	85-0	14	23	16	141-3.9
GUGLIOTTA	30	3	304	31-99	.313	0-1	.000	6-8	.750	15-41	56	21	34-0	14	20	4	68-2.3
ARCHIBALD	1	0	6	0-1	.000	0-0	—	1-2	.500	0-1	1	1	1-0	0	1	0	1-1.0
KNIGHT	3	0	19	1-3	.333	0-0	—	0-0	—	0-3	3	4	1-0	3	3	1	2-0.7
TRYBANSKI	4	0	10	0-2	.000	0-0	—	0-0	—	0-1	1	0	1-0	0	2	1	0-0.0
SUNS	82	19730	2958-6671	.443	415-1202	.345	1392-1865	.746	924-2406	3330	1586	1862-31	734	1249	383	7723-94.2	
OPPONENTS	82	19730	2975-6671	.446	479-1374	.349	1601-2093	.765	1038-2550	3588	1760	1589-3	649	1304	431	8030-97.9	

# Season Review 04-05

## RECORD

62-20

The Phoenix Suns posted one of the most remarkable turnarounds in NBA history under the direction of new majority owner **Robert Sarver** and became only the second team in NBA history (1979-80 Boston Celtics) to post a 60-win season following a 50-loss season. Prior to the start of the season, few could have predicted what would ensue... best record in the NBA, the third-greatest turnaround in league history, a franchise-record tying 62 regular season victories, including a remarkable 31-10 road record, the team's first trip to the Western Conference Finals since 1993, and NBA MVP (**Steve Nash**), Coach of the Year (**Mike D'Antoni**) and Executive of the Year (**Bryan Colangelo**) individual honors.

Aided by the offseason signings of Nash and **Quentin Richardson**, the Suns jumped out to a 31-4 start and never looked back. The two teamed with **Amar'e Stoudemire**, **Shawn Marion** and **Joe Johnson** to form one of the most explosive starting fives in the NBA in recent memory. The club's high-octane offense posted the league's highest scoring average in a decade (110.4) and broke the NBA record for most three-pointers made in a single season (796).

The surprising Suns were well represented at the 2005 All-Star Weekend in Denver with the entire starting five in attendance, including the outstanding trio of Nash, Stoudemire and Marion in the main event. Nash was the catalyst for the Suns' 33-game improvement and was rewarded by becoming only the second Suns player (**Charles Barkley**, 1992-93) to be named NBA MVP after averaging 15.5 points and a career-high 11.5 assists. In only his third NBA season, Stoudemire averaged a team-high 26.0 points, trailing only **Tom Chambers'** franchise-best 27.2 scoring average set in 1989-90. Marion, who averaged 19.4 points and a career-high 11.3 rebounds, became only the second player ever (David Robinson, 1991-92) to rank in the top five in the league in rebounding and steals.

After locking up home-court advantage throughout the playoffs, the top-seeded Suns earned their first sweep ever in a best-of-seven series by ousting the Memphis Grizzlies in the first round. Then despite losing Johnson to a devastating orbital bone fracture that sidelined him for the remainder of the Western Conference Semifinals in Game 2, the Suns bounced back in spectacular fashion to knock off the Dallas Mavericks in a thrilling six-game series. The eventual NBA Champion San Antonio Spurs knocked off the Suns 4-1 in the Western Conference Finals.



**FRONT ROW:** Assistant Athletic Trainer Mike Elliott, Strength Coach/Assistant Trainer Erik Phillips, Athletic Trainer Aaron Nelson, Head Coach Mike D'Antoni, Steve Nash, Joe Johnson, Shawn Marion, Quentin Richardson, Jim Jackson, Leandro Barbosa, Assistant Coach Phil Weber, Equipment Manager Rich Howell, Assistant Equipment Manager Jay Gaspar.

**BACK ROW:** Assistant Coach/NBA Scout Todd Quinter, Assistant Coach Marc Iavaroni, Bo Outlaw, Walter McCarty, Jake Voskuhl, Steven Hunter, Paul Shirley, Amar'e Stoudemire, Assistant Coach Alvin Gentry, Video Coordinator Noel Gillespie.

# FIFTY SEASONS

DATE	OPPONENT	ATTEND.	SCORE	REC.	W/L	DATE	OPPONENT	ATTEND.	SCORE	REC.	W/L
11/3	ATLANTA	18,422	112-82	1-0	W	1/23	NEW JERSEY	18,139	113-105	32-10	W
11/5	@PHILADELPHIA	19,385	108-98	2-0	W	1/25	@NEW YORK	16,680	133-118	33-10	W
11/6	@NEW JERSEY	13,254	112-80	3-0	W	1/26	@MILWAUKEE	13,847	121-115	34-10	W
11/9	@CHICAGO	17,595	94-74	4-0	W	1/28	@BOSTON	17,109	128-119	35-10	W
11/10	@CLEVELAND	15,190	109-114*	4-1	L	1/30	@TORONTO	19,800	123-105	36-10	W
11/13	SACRAMENTO	18,422	111-113	4-2	L	2/1	@MEMPHIS	16,637	97-108	36-11	L
11/16	@DALLAS	20,238	107-101	5-2	W	2/2	@MINNESOTA	17,179	108-79	37-11	W
11/17	@NEW ORLEANS	11,359	95-84	6-2	W	2/5	NEW YORK	18,422	114-106	38-11	W
11/19	L.A. LAKERS	18,422	107-102	7-2	W	2/8	@SACRAMENTO	17,317	125-123	39-11	W
11/21	@L.A. CLIPPERS	17,077	122-111	8-2	W	2/11	SEATTLE	18,422	105-113	39-12	L
11/22	CHICAGO	15,285	100-82	9-2	W	2/13	@GOLDEN STATE	16,544	106-102*	40-12	W
11/24	MILWAUKEE	15,088	111-104	10-2	W	2/14	UTAH	18,422	136-128	41-12	W
11/26	NEW ORLEANS	17,986	95-86	11-2	W	2/17	DALLAS	18,422	113-119	41-13	L
11/30	@UTAH	17,336	115-102	12-2	W	2/23	L.A. CLIPPERS	18,221	118-101	42-13	W
12/1	CLEVELAND	14,795	120-101	13-2	W	2/26	@DALLAS	20,435	124-123	43-13	W
12/3	MINNESOTA	16,915	93-97	13-3	L	2/27	BOSTON	18,422	113-120*	43-14	L
12/5	@PORTLAND	16,128	121-99	14-3	W	3/3	DETROIT	18,422	100-97	44-14	W
12/7	GOLDEN STATE	14,272	118-104	15-3	W	3/5	PORTLAND	18,422	129-116	45-14	W
12/8	@L.A. LAKERS	18,997	113-110	16-3	W	3/6	@SEATTLE	17,072	110-99	46-14	W
12/10	CHARLOTTE	17,105	115-106	17-3	W	3/9	SAN ANTONIO	18,422	107-101	47-14	W
12/13	ORLANDO	14,228	121-100	18-3	W	3/11	HOUSTON	18,422	107-127	47-15	L
12/15	UTAH	14,908	108-86	19-3	W	3/13	@DENVER	19,556	106-101	48-15	W
12/17	@SEATTLE	17,072	112-110	20-3	W	3/18	GOLDEN STATE	18,422	100-110	48-16	L
12/18	WASHINGTON	16,948	110-96	21-3	W	3/20	@MEMPHIS	18,119	97-91	49-16	W
12/20	@DENVER	19,609	107-105	22-3	W	3/22	@ATLANTA	14,521	105-94	50-16	W
12/23	MEMPHIS	17,422	109-102	23-3	W	3/23	@CHARLOTTE	11,664	120-105	51-16	W
12/26	TORONTO	18,422	106-94	24-3	W	3/25	@MIAMI	20,278	115-125	51-17	L
12/28	@SAN ANTONIO	18,797	94-115	24-4	L	3/26	@ORLANDO	17,283	118-116	52-17	W
12/29	@NEW ORLEANS	16,905	107-96	25-4	W	3/28	DENVER	18,422	123-114	53-17	W
1/2	PORTLAND	18,166	117-98	26-4	W	3/30	PHILADELPHIA	18,422	116-87	54-17	W
1/4	@MINNESOTA	18,132	122-115	27-4	W	4/1	MINNESOTA	18,422	107-98	55-17	W
1/5	@HOUSTON	15,258	108-98	28-4	W	4/3	@HOUSTON	18,203	91-78	56-17	W
1/8	@L.A. CLIPPERS	17,664	108-91	29-4	W	4/5	L.A. LAKERS	18,422	125-99	57-17	W
1/9	INDIANA	18,422	124-89	30-4	W	4/8	@GOLDEN STATE	20,043	119-127	57-18	L
1/11	MIAMI	18,422	122-107	31-4	W	4/9	HOUSTON	18,422	97-98	57-19	L
1/12	@UTAH	19,209	108-115	31-5	L	4/11	@L.A. LAKERS	18,997	108-97	58-19	W
1/14	@INDIANA	18,345	83-101	31-6	L	4/12	NEW ORLEANS	17,616	99-85	59-19	W
1/15	@WASHINGTON	20,173	103-108	31-7	L	4/15	L.A. CLIPPERS	18,422	98-91	60-19	W
1/17	@DETROIT	22,076	80-94	31-8	L	4/16	SACRAMENTO	18,422	116-98	61-19	W
1/19	MEMPHIS	18,422	79-88	31-9	L	4/18	DENVER	18,422	128-114	62-19	W
1/21	SAN ANTONIO	18,422	123-128*	31-10	L	4/20	@SACRAMENTO	17,317	107-132	62-20	L

\*Overtime

## 04-05 Final Statistics

PLAYER	G	GS	MIN	FGM-FGA	PCT	3 PT			FTM-FTA	PCT	REBOUNDS		AST	PF-DQ	STL	TO	BLK	PTS-AVG
						FGM-FGA	PCT	FTM-FTA			PCT	OR-DR						
STOUDEMIRE	80	80	2889	747-1336	.559	3-16	.188	583-795	.733	219-494	713	131	278-5	77	189	130	2080-26.0	
MARION	81	81	3146	613-1289	.476	114-341	.334	229-275	.833	235-680	915	154	199-0	163	125	119	1569-19.4	
JOHNSON	82	82	3240	544-1179	.461	177-370	.478	135-180	.750	120-302	422	291	167-0	79	148	24	1400-17.1	
NASH	75	75	2573	430-857	.502	94-218	.431	211-238	.887	57-192	249	861	136-0	74	245	6	1165-15.5	
RICHARDSON	79	78	2839	407-1045	.389	226-631	.358	136-184	.739	91-388	479	158	197-4	96	102	27	1176-14.9	
JACKSON (TOT)	64	27	1987	248-582	.426	122-295	.414	54-58	.931	33-236	269	183	153-1	35	115	5	672-10.5	
JACKSON (PHO)	40	3	997	130-299	.435	68-148	.459	24-25	.960	23-131	154	97	86-0	12	59	4	352-8.8	
BARBOSA	63	6	1087	168-354	.475	51-139	.367	55-69	.797	32-98	130	126	127-0	30	87	7	442-7.0	
JACOBSEN	40	0	768	65-157	.414	34-89	.382	48-62	.774	17-50	67	37	56-0	11	27	1	212-5.3	
HUNTER	76	3	1046	135-220	.614	0-1	.000	78-163	.479	88-129	227	13	131-1	4	44	102	348-4.6	
MCCARTY (TOT)	72	0	906	95-235	.404	55-155	.355	15-29	.517	29-109	138	37	144-1	25	36	15	260-3.6	
MCCARTY (PHO)	28	0	353	33-85	.388	25-65	.385	7-14	.500	8-53	61	11	59-1	10	19	6	98-3.5	
CABARKAPA	3	0	11	4-7	.571	0-0	—	1-1	1.000	2-1	3	0	0-0	0	0	0	9-3.0	
PARKER (TOT)	16	1	144	18-43	.419	3-13	.231	9-13	.692	4-8	12	15	16-0	5	19	0	48-3	
PARKER (PHO)	5	0	34	7-15	.467	1-4	.250	0-0	—	2-1	3	4	3-0	2	9	0	15-3.0	
LAMPE	16	0	119	17-49	.347	2-3	.667	8-12	.667	9-23	32	1	20-0	1	10	2	44-2.8	
VOSKUHL	38	1	360	27-59	.458	0-0	—	26-38	.684	30-62	92	17	60-0	4	20	11	80-2.1	
TABUSE	4	0	17	1-6	.167	1-1	1.000	4-4	1.000	2-2	4	3	1-0	0	1	0	7-1.8	
VROMAN	10	1	57	6-16	.375	0-0	—	4-7	.571	5-8	13	7	11-0	3	7	2	16-1.6	
SHIRLEY	9	0	30	5-11	.455	0-0	—	2-4	.500	1-1	2	3	3-0	0	1	0	12-1.3	
OUTLAW	39	0	214	12-34	.353	0-0	—	5-9	.556	16-37	53	13	29-0	6	8	12	29-0.7	
SUNS	82		19780	3351-7018	.477	796-2026	.393	1556-2080	.748	967-2652	3619	1927	1563-11	572	1125	453	9054-110.4	
OPPONENTS	82		19780	3328-7485	.445	494-1476	.335	1320-1775	.744	1233-2550	3783	1741	1750-13	627	1131	342	8470-103.3	

# Season Review 05-06

**RECORD**
**54-28**

A resilient and determined Phoenix Suns team advanced to the Western Conference Finals for the second year in a row after overcoming numerous obstacles.

An unfortunate preseason knee injury to All-Star **Amar'e Stoudemire** and an overhauled roster had critics dismissing the Suns as a playoff contender, but the run-and-gun Suns won their second consecutive Pacific Division title for the first time in franchise history. Despite returning only three active players from the 2004-05 roster (**Steve Nash**, **Shawn Marion**, **Leandro Barbosa**) and the loss of the NBA's fifth-leading scorer (Stoudemire), Phoenix became the first team in NBA history to lead the league in scoring (108.4), field goal percentage (.479), three-point field goal percentage (.399) and free-throw percentage (.806).

Nash directed an explosive offense that featured seven players who recorded career years in scoring. For his efforts, Nash was awarded his second consecutive NBA MVP award after posting career highs in scoring (18.8), rebounds (4.2), field goal percentage (.512), free throw percentage (franchise-record .921) and minutes played (35.4). Equally impressive was teammate Marion, who enjoyed a career year, posting career highs in scoring (21.8), rebounds (11.8), blocks (1.69), double-doubles (60) and field goal percentage (.525). Perhaps, the biggest surprise was the emergence of newcomer **Boris Diaw**, who came to Phoenix from Atlanta in the Joe Johnson sign-and-trade deal, and became the second player (**Kevin Johnson**, 1988-89) in franchise history to be named the NBA's Most Improved Player after averaging 13.3 points, 6.9 rebounds and 6.2 assists.

After locking up the No. 2 seed in the Western Conference playoffs, the Suns became only the eighth team in NBA history to wipe out a 3-1 deficit and defeat the L.A. Lakers in the first round. In yet another grueling seven-game series, Phoenix ousted the L.A. Clippers in the conference semifinals and took a stunning 1-0 lead in the Western Conference Finals with a 121-118 road win in Dallas on May 24. Unfortunately, the win came at a cost. Starting guard **Raja Bell** suffered a left calf strain late in the game that hampered the team's inspirational leader the rest of the series as the pesky Suns finally bowed out in six games.

On Jan. 6, 2006, America West Arena, the Suns home since 1992-93, was officially renamed the US Airways Center.



**FRONT ROW:** Video Coordinator Noel Gillespie, Assistant Video Coordinator Jason March, Assistant Athletic Trainer Mike Elliott, Strength Coach/Assistant Trainer Erik Phillips, Athletic Trainer Aaron Nelson, Equipment Managers Jay Gaspar and Rich Howell.

**MIDDLE ROW:** Assistant Coach Phil Weber, Head Coach Mike D'Antoni, Eddie House, Leandro Barbosa, Raja Bell, Shawn Marion, Dijon Thompson, Steve Nash, Andre Barrett, Assistant Coach Alvin Gentry, Assistant Coach Marc Iavaroni, Assistant Coach Dan D'Antoni.

**BACK ROW:** James Jones, Boris Diaw, Pat Burke, Nikoloz Tskitishvili, Amar'e Stoudemire, Kurt Thomas, Brian Grant, Tim Thomas.

# FIFTY SEASONS

DATE	OPPONENT	ATTEND.	SCORE	REC.	W/L	DATE	OPPONENT	ATTEND.	SCORE	REC.	W/L
11/1	DALLAS	17,961	108-111**	0-1	L	1/26	@MIAMI	20,025	107-98	27-15	W
11/3	@L.A. LAKERS	18,997	122-112	1-1	W	1/27	@ATLANTA	13,557	110-106	28-15	W
11/5	@UTAH	18,609	97-88	2-1	W	1/29	@CLEVELAND	20,562	106-113	28-16	L
11/6	SACRAMENTO	17,298	117-118	2-2	L	1/31	@PHILADELPHIA	15,732	123-99	29-16	W
11/10	DETROIT	17,663	104-111	2-3	L	2/1	@BOSTON	15,019	102-94	30-16	W
11/12	GOLDEN STATE	16,562	101-86	3-3	W	2/4	CHICAGO	18,422	118-101	31-16	W
11/16	MEMPHIS	15,808	103-115	3-4	L	2/6	MINNESOTA	17,912	101-103	31-17	L
11/18	UTAH	16,332	102-94	4-4	W	2/8	MEMPHIS	17,801	108-102	32-17	W
11/19	@SAN ANTONIO	18,797	91-97	4-5	L	2/10	SACRAMENTO	18,422	112-104	33-17	W
11/22	TORONTO	16,259	90-82	5-5	W	2/15	@DENVER	18,182	116-101	34-17	W
11/23	@HOUSTON	18,059	100-88	6-5	W	2/16	HOUSTON	18,327	109-75	35-17	W
11/25	NEW JERSEY	18,068	92-81	7-5	W	2/22	BOSTON	18,422	103-94	36-17	W
11/30	INDIANA	16,674	109-91	8-5	W	2/25	CHARLOTTE	18,422	136-121	37-17	W
12/2	DENVER	17,852	102-97	9-5	W	2/27	@HOUSTON	13,521	111-94	38-17	W
12/4	ATLANTA	16,992	112-94	10-5	W	3/1	MILWAUKEE	17,701	123-110	39-17	W
12/6	PORTLAND	15,102	130-85	11-5	W	3/3	ORLANDO	18,422	123-118	40-17	W
12/7	@GOLDEN STATE	17,389	118-110	12-5	W	3/5	@DALLAS	20,340	115-107	41-17	W
12/9	NEW YORK	18,207	85-81	13-5	W	3/6	@N.O./OKLA. CITY	19,207	101-88	42-17	W
12/10	@L.A. CLIPPERS	17,033	91-101	13-6	L	3/9	SAN ANTONIO	18,422	93-117	42-18	L
12/12	N.O./OKLA. CITY	15,547	87-91	13-7	L	3/11	MINNESOTA	18,422	110-102	43-18	W
12/14	@DALLAS	19,731	96-102	13-8	L	3/12	@PORTLAND	18,896	101-111	43-19	L
12/16	@N.O./OKLA. CITY	7,302	101-88	14-8	W	3/14	@SEATTLE	16,841	129-120	44-19	W
12/17	@MEMPHIS	16,375	87-91	14-9	L	3/15	L.A. CLIPPERS	18,422	126-95	45-19	W
12/20	SEATTLE	17,590	111-83	15-9	W	3/17	@SAN ANTONIO	18,797	102-108	45-20	L
12/23	WASHINGTON	18,265	111-112	15-10	L	3/21	@UTAH	18,948	99-107	45-21	L
12/26	@MINNESOTA	17,197	103-89	16-10	W	3/23	PORTLAND	18,422	125-108	46-21	W
12/28	@WASHINGTON	16,424	104-99	17-10	W	3/25	DENVER	18,422	107-96	47-21	W
12/30	@CHARLOTTE	18,201	110-100	18-10	W	3/27	@NEW JERSEY	18,467	72-110	47-22	L
12/31	@CHICAGO	22,165	107-98**	19-10	W	3/28	@MILWAUKEE	15,573	110-132	47-23	L
1/2	@NEW YORK	19,763	133-140***	19-11	L	3/30	@INDIANA	18,345	114-104	48-23	W
1/4	PHILADELPHIA	18,301	105-85	20-11	W	3/31	@TORONTO	19,800	140-126	49-23	W
1/6	MIAMI	18,422	111-93	21-11	W	4/2	@DETROIT	22,076	102-109	49-24	L
1/7	SAN ANTONIO	18,422	91-86	22-11	W	4/5	L.A. CLIPPERS	18,422	105-119	49-25	L
1/10	@DENVER	14,492	137-139***	22-12	L	4/7	L.A. LAKERS	18,422	107-96	50-25	W
1/12	GOLDEN STATE	18,037	112-99	23-12	W	4/9	@SEATTLE	16,861	114-116	50-26	L
1/14	CLEVELAND	18,422	115-106	24-12	W	4/11	@SACRAMENTO	17,317	123-110	51-26	W
1/17	@SACRAMENTO	17,317	90-119	24-13	L	4/13	DALLAS	18,422	117-104	52-26	W
1/18	@L.A. CLIPPERS	16,888	112-102	25-13	W	4/14	@GOLDEN STATE	18,618	102-110	52-27	L
1/20	L.A. LAKERS	18,422	106-93	26-13	W	4/16	@L.A. LAKERS	18,997	89-109	52-28	L
1/22	SEATTLE	18,294	149-152**	26-14	L	4/17	N.O./OKLA. CITY	18,422	115-78	53-28	W
1/24	@ORLANDO	15,791	102-111	26-15	L	4/19	@PORTLAND	19,272	106-96	54-28	W

\*Overtime

## 05-06 Final Statistics

PLAYER	G	GS	MIN	3 PT				REBOUNDS				AST	PF-DQ	STL	TO	BLK	PTS-AVG
				FGM-FGA	PCT	FGM-FGA	PCT	FTM-FTA	PCT	OR-DR	TOT						
MARION	81	81	3263	716-1365	.525	96-290	.331	241-298	.809	249-710	959	143	223-2	160	125	137	1769-21.8
NASH	79	79	2796	541-1056	.512	150-342	.439	257-279	.921	47-286	333	826	120-1	61	276	12	1489-18.8
BELL	79	79	2959	425-930	.457	197-446	.442	115-146	.788	44-209	253	207	248-5	76	89	22	1162-14.7
DIAW	81	70	2874	449-853	.526	8-30	.267	174-238	.731	159-399	558	503	260-5	58	189	85	1080-13.3
BARBOSA	57	11	1592	273-567	.481	87-196	.444	111-147	.755	31-119	150	158	145-3	48	89	6	744-13.1
T. THOMAS (TOT)	29	10	665	113-262	.431	46-111	.414	28-42	.667	22-109	131	20	78-0	16	33	7	300-10.3
T. THOMAS (PHO)	26	10	634	107-246	.435	45-105	.429	28-42	.667	22-105	127	18	77-0	16	32	6	287-11.0
HOUSE	81	0	1421	320-759	.422	123-316	.389	33-41	.805	15-117	132	148	96-0	42	76	12	796-9.8
JONES	75	24	1772	243-581	.418	110-285	.386	103-121	.851	44-209	253	57	142-0	38	35	49	699-9.3
STOUDÉMIRE	3	3	50	9-27	.333	0-1	.000	8-9	.889	6-10	16	2	4-0	1	1	3	26-8.7
K. THOMAS	53	50	1411	190-391	.486	0-0	---	75-92	.815	102-313	415	57	193-5	23	57	54	455-8.6
BARRETT	2	0	21	3-7	.429	0-1	.000	3-3	1.000	1-2	3	2	1-0	0	1	0	9-4.5
JACKSON	27	1	420	38-129	.295	14-63	.222	9-13	.692	11-53	64	31	46-0	10	30	6	99-3.7
BURKE	42	0	346	63-127	.496	2-7	.286	13-21	.619	21-52	73	16	62-2	6	33	13	141-3.4
GRANT	21	2	248	27-65	.415	0-0	---	7-8	.875	11-46	57	7	45-0	5	7	3	61-2.9
THOMPSON	10	0	43	11-25	.440	4-11	.364	2-2	1.000	4-7	11	1	6-0	3	2	1	28-2.8
TSKITSIHILI (TOT)	17	0	99	13-37	.351	1-3	.333	9-14	.643	9-13	22	3	8-0	1	6	2	36-2.1
TSKITSIHILI (PHO)	12	0	86	12-33	.364	1-3	.333	8-12	.667	9-11	20	3	8-0	1	4	2	33-2.8
FORD	3	0	13	2-3	.667	0-0	---	0-0	---	1-2	3	0	7-0	0	2	1	4-1.3
DAVIS (TOT)	6	0	17	2-7	.286	0-2	.000	2-3	.667	3-1	4	1	3-0	2	1	0	6-1.0
DAVIS (PHO)	1	0	5	1-3	.333	0-1	.000	2-3	.667	1-0	1	0	0-0	1	0	0	4-4.0
SUNS	82	-	19955	3430-7167	.479	837-2097	.399	1189-1475	.806	778-2650	3428	2179	1683-23	549	1088	412	8886-108.4
OPPONENTS	82	-	19955	3243-7141	.454	516-1423	.363	1429-1956	.731	1028-2735	3763	1546	1623-9	591	1218	282	8431-102.8



# Season Review 06-07

## RECORD

61-21

After making back-to-back trips to the Western Conference Finals, expectations for the 2006-07 Phoenix Suns were incredibly high, and the team did little to disappoint.

The Suns captured their third consecutive Pacific Division title (sixth in club history) and finished with the NBA's second-best record (61-21), marking the third 60-win season in franchise history (second since 2004). The season included two of the team's longest win streaks in franchise history (17, 15). In doing so, Phoenix became just the fifth team in NBA history to post two separate win streaks of 14 or more in a single season and the first team since the 1999-2000 Los Angeles Lakers.

Led by reigning two-time NBA MVP **Steve Nash**, who posted career highs in assists, field goal percentage and three-point field goal percentage, the Suns led the NBA in points per game, field goal percentage, free-throw percentage and three-point percentage for the second consecutive year. Phoenix clearly benefited from the healthy return of **Amar'e Stoudemire**, who joined Nash as a selection on the All-NBA First Team. Nash, Stoudemire and **Shawn Marion** represented the club at the 2007 NBA All-Star Game in Las Vegas, marking only the third time in franchise history the club has sent a trio of players to the All-Star Game. **Leandro Barbosa** became just the fourth player in team history to be named the NBA's Sixth Man of the Year after averaging a career-high 18.1 points. **Raja Bell** was named to the All-NBA Defensive First Team and his career-high 205 three-pointers made tied him with Gilbert Arenas for the league lead.

The Suns entered the postseason with the No. 2 seed in the Western Conference and easily dispatched Kobe Bryant and the Los Angeles Lakers in five games in a rematch of the 2006 first-round playoff series. With the top-seeded Dallas Mavericks getting eliminated in the first round of the playoffs against the Golden State Warriors, Phoenix was ensured of having home-court advantage throughout the remainder of the playoffs, but a difficult Western Conference Semifinals series against the San Antonio Spurs was looming. Phoenix earned a split in the first four games of the series, but the Suns were hamstrung by the controversial one-game suspensions of Stoudemire and **Boris Diaw** for Game 5 in Phoenix. They were suspended after leaving "the immediate vicinity of their bench" and responding to Robert Horry's hard foul on Nash with 18 seconds remaining in the fourth period of the Suns' 104-98 win over the Spurs in Game 4. A shorthanded Suns team nearly defeated the Spurs in Game 5 (88-85), but a late fourth-quarter rally fell just short in Game 6 in Alamo City. It marked the third time in the last five seasons the Spurs ended the Suns season and went on to win the NBA championship.



**FRONT ROW:** Athletic Trainer Aaron Nelson, Strength Coach/Assistant Trainer Erik Phillips, Assistant Athletic Trainer Mike Elliott, Equipment Manager Jay Gaspar, Assistant Video Coordinator Jason March, Video Coordinator Noel Gillespie.

**MIDDLE ROW:** Assistant Coach Phil Weber, Head Coach Mike D'Antoni, Shawn Marion, Jalen Rose, Marcus Banks, Steve Nash, Leandro Barbosa, Raja Bell, Eric Piatkowski, Assistant Coach Marc Iavaroni, Assistant Coach Alvin Gentry, Assistant Coach Dan D'Antoni.

**BACK ROW:** Pat Burke, Jumaine Jones, Kurt Thomas, Sean Marks, Amar'e Stoudemire, Boris Diaw, James Jones.

# FIFTY SEASONS

DATE	OPPONENT	ATTEND.	SCORE	REC.	W/L	DATE	OPPONENT	ATTEND.	SCORE	REC.	W/L
10/31	@L.A. LAKERS	18,997	106-114	0-1	L	1/24	@NEW YORK	19,763	112-107	34-8	W
11/1	L.A. CLIPPERS	18,422	112-104	1-1	W	1/26	@MILWAUKEE	18,717	98-90	35-8	W
11/3	UTAH	18,422	104-108	1-2	L	1/28	@CLEVELAND	20,562	115-100	36-8	W
11/4	@L.A. CLIPPERS	18,643	108-114	1-3	L	1/29	@MINNESOTA	16,221	112-121	36-9	L
11/8	@SAN ANTONIO	18,797	106-111*	1-4	L	2/1	SAN ANTONIO	18,422	103-87	37-9	W
11/9	DALLAS	18,422	112-119	1-5	L	2/3	UTAH	18,422	105-108	37-10	L
11/11	MEMPHIS	18,422	96-87	2-5	W	2/5	@DENVER	19,155	113-108	38-10	W
11/17	PHILADELPHIA	18,422	106-94	3-5	W	2/6	@PORTLAND	17,171	109-102	39-10	W
11/18	@UTAH	19,911	117-120*	3-6	L	2/9	ATLANTA	18,422	111-120	39-11	L
11/20	@GOLDEN STATE	18,078	113-110	4-6	W	2/11	CHICAGO	18,422	103-116	39-12	L
11/22	N.O./OKLA. CITY	18,422	92-83	5-6	W	2/14	@SEATTLE	16,809	90-114	39-13	L
11/24	NEW JERSEY	18,422	99-93	6-6	W	2/20	@L.A. CLIPPERS	19,898	115-90	40-13	W
11/26	@PORTLAND	16,710	119-101	7-6	W	2/21	BOSTON	18,422	118-108	41-13	W
11/29	HOUSTON	18,422	102-91	8-6	W	2/23	@MINNESOTA	20,196	116-104	42-13	W
12/1	MILWAUKEE	18,422	122-116	9-6	W	2/25	@ATLANTA	18,022	115-106	43-13	W
12/5	SACRAMENTO	18,422	127-102	10-6	W	2/27	@INDIANA	13,742	103-92	44-13	W
12/7	@NEW JERSEY	16,966	161-157**	11-6	W	2/28	@PHILADELPHIA	15,914	94-99	44-14	L
12/8	@BOSTON	18,624	116-111	12-6	W	3/2	INDIANA	18,422	115-90	45-14	W
12/10	@CHARLOTTE	13,571	114-84	13-6	W	3/4	L.A. LAKERS	18,422	99-94	46-14	W
12/11	@ORLANDO	16,533	103-89	14-6	W	3/7	CHARLOTTE	18,422	115-106	47-14	W
12/13	@MIAMI	19,600	99-89	15-6	W	3/9	N.O./OKLA. CITY	18,422	104-103	48-14	W
12/15	GOLDEN STATE	18,422	105-101	16-6	W	3/12	HOUSTON	18,422	103-82	49-14	W
12/16	@SACRAMENTO	17,317	105-98	17-6	W	3/14	@DALLAS	20,525	129-127**	50-14	W
12/19	TORONTO	18,422	115-98	18-6	W	3/16	DETROIT	18,422	83-105	50-15	L
12/20	@DENVER - POSTPONED - SEVERE WEATHER CONDITIONS (MADE UP 2/5)					3/17	@DENVER	19,809	107-131	50-16	L
12/22	WASHINGTON	18,422	139-144*	18-7	L	3/20	MINNESOTA	18,422	108-90	51-16	W
12/26	PORTLAND	18,422	110-87	19-7	W	3/22	SACRAMENTO	18,422	118-100	52-16	W
12/28	@DALLAS	20,483	99-101	19-8	L	3/25	@SACRAMENTO	17,317	100-107	52-17	L
12/29	NEW YORK	18,422	108-86	20-8	W	3/26	MEMPHIS	18,422	105-87	53-17	W
12/31	@DETROIT	22,076	108-101	21-8	W	3/29	@GOLDEN STATE	19,596	119-124	53-18	L
1/2	@CHICAGO	22,853	97-96	22-8	W	3/30	DENVER	18,422	125-108	54-18	W
1/3	@TORONTO	20,063	100-98	23-8	W	4/1	DALLAS	18,422	126-104	55-18	W
1/5	MIAMI	18,422	108-80	24-8	W	4/3	@MEMPHIS	14,863	116-111	56-18	W
1/7	GOLDEN STATE	18,422	128-105	25-8	W	4/5	@SAN ANTONIO	18,797	85-92	56-19	L
1/9	SEATTLE	18,422	113-102	26-8	W	4/6	@N.O./OKLA. CITY	19,164	103-95	57-19	W
1/11	CLEVELAND	18,422	109-90	27-8	W	4/8	@L.A. LAKERS	18,997	115-107	58-19	W
1/13	ORLANDO	18,422	107-101	28-8	W	4/11	SEATTLE	18,422	109-91	59-19	W
1/15	@MEMPHIS	18,119	137-122	29-8	W	4/13	L.A. LAKERS	18,422	93-85	60-19	W
1/17	@HOUSTON	18,244	100-91	30-8	W	4/14	@UTAH	19,911	126-98	61-19	W
1/19	PORTLAND	18,422	106-101	31-8	W	4/16	@HOUSTON	18,375	117-120	61-20	L
1/21	MINNESOTA	18,422	131-102	32-8	W	4/17	L.A. CLIPPERS	18,422	99-103	61-21	L
1/23	@WASHINGTON	20,173	127-105	33-8	W						

\*Overtime

## 06-07 Final Statistics

PLAYER	G	GS	MIN	3 PT			REBOUNDS			PF	DQ	STL	TO	BLK	PTS	AVG							
				FGM	FGA	PCT	FTM	FTA	PCT								OR-DR	TOT	AST				
STOUDEMIRE	82	78	2689	607	1055	.575	0-3	.000	457	585	.781	222	564	786	84	295	7	232	110	1671	20.4		
NASH	76	76	2682	517	971	.532	156	343	.455	222	247	.899	30	239	269	884	117	0	57	287	6	1412	18.6
BARBOSA	80	18	2613	529	1111	.476	190	438	.434	196	232	.845	22	192	214	317	210	3	96	146	15	1444	18.1
MARION	80	80	3010	561	1071	.524	80	252	.317	201	248	.810	172	613	785	134	216	3	156	114	122	1403	17.5
BELL	78	78	2917	410	950	.432	205	496	.413	118	152	.776	48	203	251	196	233	5	50	83	22	1143	14.7
DIAW	73	59	2268	306	569	.538	15	45	.333	82	120	.683	91	226	317	352	177	6	28	154	38	709	9.7
JA. JONES	76	7	1376	162	440	.368	90	238	.378	71	81	.877	33	143	176	45	115	1	28	28	42	485	6.4
BANKS	45	1	503	84	196	.429	5	29	.172	48	60	.800	10	28	38	60	70	0	23	40	3	221	4.9
THOMAS	67	13	1208	126	259	.486	0-1	.000	56	71	.789	86	293	379	24	156	2	24	35	29	308	4.6	
ROSE	29	0	248	38	86	.442	21	47	.447	11	12	.917	3	20	23	16	22	0	5	9	2	108	3.7
BURKE	23	0	164	23	65	.354	6	22	.273	8	13	.615	12	35	47	5	19	0	3	7	2	60	2.6
PIATKOWSKI	11	0	73	9	25	.360	7	18	.389	2	2	1.000	2	7	9	4	6	0	0	5	1	27	2.5
JU. JONES	18	0	138	14	51	.275	10	32	.313	2	2	1.000	6	17	23	1	19	0	5	7	1	40	2.2
MARKS	3	0	17	2	6	.333	0-1	.000	2	2	1.000	0	3	3	0	4	0	0	0	1	1	6	2.0
SUNS	82	-	19905	3388	6855	.494	785	1965	.399	1476	1827	.808	737	2583	3320	2122	1659	27	553	1189	394	9037	110.2
OPPONENTS	82	-	19905	3238	7087	.457	504	1387	.363	1458	1902	.767	1008	2504	3512	1548	1759	21	566	1242	304	8438	102.9

# Season Review 07-08

**RECORD**
**55-27**

The 2007-08 Phoenix Suns continued an era of unprecedented success in the franchise's history. Despite undergoing a 7-foot-1, 321-pound midseason makeover with the addition of four-time NBA Champion **Shaquille O'Neal**, the Suns won 55 games to complete the winningest four-season stretch in team history with 232 victories from 2004-05 to 2007-08.

With the offseason announcement of five-time NBA Champion **Steve Kerr** as the team's President of Basketball Operations and General Manager, and the free-agent signing of seven-time All-Star **Grant Hill**, the Suns won at least 54 games for the franchise-record fourth consecutive season. Phoenix was once again among the league's scoring leaders, averaging more than 110 points for the third time in the last four seasons.

The Suns were led by the All-Star tandem of **Steve Nash** and **Amar'e Stoudemire**, who earned their sixth and third berths, respectively. Among the league's greatest passers, Nash finished second in the NBA in assists (11.1) and continued to establish himself as one of the game's best shooters, setting a career-high in three-pointers (179, 6th-NBA) for the second-straight season and shooting a career-high three-point percentage (.470, 2nd-NBA). Stoudemire became the first NBA player since Tim Duncan in 2001-02 to average 25 points (team-high 25.2, 5th-NBA), nine rebounds (team-best 9.1, 19th-NBA) and two blocks (career-high and team-best 2.06, 6th-NBA).

The Suns rocked the NBA on Feb. 6, 2008, when they acquired 14-time All-Star O'Neal in exchange for **Shawn Marion** and **Marcus Banks**. Shaq made his Suns debut on Feb. 20 at US Airways Center in a nationally-televised tilt against the L.A. Lakers. The doubters grew loud after Phoenix went 3-6 in its first nine games with The Big Cactus, but the trade energized the Suns and the city of Phoenix as the club won 15 of its final 20 games to finish tied for the fourth-best record in the most competitive Western Conference in NBA history. Unfortunately, because of tiebreakers, Phoenix wound up with the West's sixth playoff seed without homecourt advantage and drew a first-round matchup with the San Antonio Spurs. The Suns came out on the wrong side of one of the most exciting games in NBA playoff history as the Spurs made two improbable last-second three-pointers in Game 1 of the series, one to send the game into overtime, one to force-double overtime. Phoenix won Game 3 in decisive fashion but the Spurs went on to win the series, 4-1, and eliminate the Suns from the playoffs for the third time in the last four seasons.



**FRONT ROW:** Athletic Trainer Aaron Nelson, Assistant Athletic Trainer Mike Elliot, Strength Coach/Assistant Trainer Erik Phillips, Equipment Manager Jay Gaspar, Assistant Video Coordinator Amin Elhassan.

**MIDDLE ROW:** Video Coordinator Noel Gillespie, Assistant Coach Phil Weber, Head Coach Mike D'Antoni, D.J. Strawberry, Leandro Barbosa, Steve Nash, Raja Bell, Gordan Giricek, Assistant Coach Alvin Gentry, Assistant Coach Dan D'Antoni, Assistant Coach Jay Humphries.

**BACK ROW:** Eric Piatkowski, Grant Hill, Amar'e Stoudemire, Shaquille O'Neal, Brian Skinner, Sean Marks, Boris Diaw.

# FIFTY SEASONS

DATE	OPPONENT	ATTEND.	SCORE	REC.	W/L	DATE	OPPONENT	ATTEND.	SCORE	REC.	W/L
11/1	@SEATTLE	17,072	106-99	1-0	W	1/22	@MILWAUKEE	14,503	114-105	30-12	W
11/2	L.A. LAKERS	18,422	98-119	1-1	L	1/23	@MINNESOTA	15,101	107-117	30-13	L
11/4	CLEVELAND	18,422	103-92	2-1	W	1/25	@CLEVELAND	20,562	110-108	31-13	W
11/6	@CHARLOTTE	12,408	115-83	3-1	W	1/27	@CHICAGO	22,245	88-77	32-13	W
11/7	@ATLANTA	19,855	96-105	3-2	L	1/29	ATLANTA	18,422	125-92	33-13	W
11/9	@MIAMI	19,800	106-101	4-2	W	1/31	SAN ANTONIO	18,422	81-84	33-14	L
11/10	@ORLANDO	17,519	106-96	5-2	W	2/4	CHARLOTTE	18,422	118-104	34-14	W
11/13	NEW YORK	18,422	113-102	6-2	W	2/6	NEW ORLEANS	18,422	130-132**	34-15	L
11/15	CHICAGO	18,422	112-102	7-2	W	2/8	SEATTLE	18,422	103-99	35-15	W
11/17	@HOUSTON	18,265	115-105	8-2	W	2/10	WASHINGTON	18,422	108-107	36-15	W
11/20	@SACRAMENTO	13,592	100-98	9-2	W	2/13	@GOLDEN STATE	19,754	118-120	36-16	L
11/21	SACRAMENTO	18,422	127-111	10-2	W	2/14	DALLAS	18,422	109-97	37-16	W
11/23	L.A. CLIPPERS	18,422	113-94	11-2	W	2/20	L.A. LAKERS	18,422	124-130	37-17	L
11/26	@GOLDEN STATE	19,596	114-129	11-3	L	2/22	BOSTON	18,422	85-77	38-17	W
11/28	HOUSTON	18,422	94-100	11-4	L	2/24	DETROIT	18,422	86-116	38-18	L
11/30	ORLANDO	18,422	110-106	12-4	W	2/26	@MEMPHIS	13,482	127-113	39-18	W
12/2	@NEW YORK	18,869	115-104	13-4	W	2/27	@NEW ORLEANS	17,931	103-120	39-19	L
12/4	@INDIANA	11,435	121-117	14-4	W	3/1	PHILADELPHIA	18,422	114-119	39-20	L
12/5	@TORONTO	19,800	136-123	15-4	W	3/4	@PORTLAND	20,595	97-92	40-20	W
12/7	@WASHINGTON	20,173	122-107	16-4	W	3/5	@DENVER	18,383	113-126	40-21	L
12/8	@MINNESOTA	19,556	93-100	16-5	L	3/7	UTAH	18,422	118-126	40-22	L
12/10	MIAMI	18,422	113-117	16-6	L	3/9	SAN ANTONIO	18,422	94-87	41-22	W
12/12	UTAH	18,422	103-98	17-6	W	3/11	MEMPHIS	18,422	132-111	42-22	W
12/15	@NEW ORLEANS	13,705	98-101	17-7	L	3/13	GOLDEN STATE	18,422	123-115	43-22	W
12/17	@SAN ANTONIO	18,797	100-95	18-7	W	3/15	SACRAMENTO	18,422	127-99	44-22	W
12/19	@DALLAS	20,316	105-108	18-8	L	3/18	@PORTLAND	20,580	111-98	45-22	W
12/22	TORONTO	18,422	122-103	19-8	W	3/19	@SEATTLE	17,072	110-98	46-22	W
12/25	@L.A. LAKERS	18,997	115-122	19-9	L	3/22	HOUSTON	18,422	122-113	47-22	W
12/27	@L.A. CLIPPERS	17,871	108-88	20-9	W	3/24	@DETROIT	22,076	105-110*	47-23	L
12/28	L.A. CLIPPERS	18,422	94-88	21-9	W	3/26	@BOSTON	18,624	97-117	47-24	L
12/30	@SACRAMENTO	15,962	117-102	22-9	W	3/28	@PHILADELPHIA	20,707	107-93	48-24	W
1/3	SEATTLE	18,422	104-96	23-9	W	3/29	@NEW JERSEY	19,990	110-104	49-24	W
1/5	NEW ORLEANS	18,422	113-118	23-10	L	3/31	DENVER	18,422	132-117	50-24	W
1/7	DENVER	18,422	137-115	24-10	W	4/1	@DENVER	18,870	120-126	50-25	L
1/9	INDIANA	18,422	129-122*	25-10	W	4/4	MINNESOTA	18,422	117-88	51-25	W
1/10	@UTAH	19,911	86-108	25-11	L	4/6	DALLAS	18,422	98-105	51-26	L
1/12	MILWAUKEE	18,422	122-114	26-11	W	4/8	@MEMPHIS	13,987	127-113	52-26	W
1/15	@L.A. CLIPPERS	16,063	90-97	26-12	L	4/9	@SAN ANTONIO	18,797	96-79	53-26	W
1/17	@L.A. LAKERS	18,997	106-98	27-12	W	4/11	@HOUSTON	18,489	90-101	53-27	L
1/18	MINNESOTA	18,422	115-95	28-12	W	4/14	GOLDEN STATE	18,422	122-116	54-27	W
1/20	NEW JERSEY	18,422	116-92	29-12	W	4/16	PORTLAND	18,422	100-91	55-27	W

\*Overtime

## 07-08 Final Statistics

PLAYER	G	GS	MIN	3 PT			REBOUNDS			PF	DQ	STL	TO	BLK	PTS	AVG						
				FGM	FGA	PCT	FTM	FTA	PCT								OR-DR	TOT	AST			
STOUDEMIRE	79	79	2677	714	1211	.590	5-31	.161	556	691	.805	178	541	719	118	294-1	64	174	163	1989	25.2	
NASH	81	81	2780	485	962	.504	179	381	.470	222	245	.906	28	254	282	898	113-0	53	295	5	1371	16.9
MARION	47	47	1713	304	578	.526	58	167	.347	77	108	.713	86	378	464	98	117-0	95	49	70	743	15.8
BARBOSA	82	12	2421	472	1021	.462	164	422	.389	175	213	.822	40	191	231	216	195-1	75	117	18	1283	15.6
HILL	70	68	2222	358	712	.503	33	104	.317	170	196	.867	74	279	353	203	153-0	65	96	56	919	13.1
O'NEAL	28	28	803	140	229	.611	0-0	—	82	160	.513	67	229	296	48	94-0	13	83	34	362	12.9	
BELL	75	75	2646	317	753	.421	176	439	.401	79	91	.868	47	227	274	168	220-2	54	65	27	889	11.9
DIAW	82	19	2308	308	646	.477	13-41	.317	96	129	.744	97	281	378	317	166-3	61	155	39	725	8.8	
GRICEK	22	0	442	79	159	.497	19	50	.380	16	17	.941	9-42	51	35	49-0	8	23	2	193	8.8	
BANKS	24	1	310	44	109	.404	25	65	.385	12	16	.750	3-17	20	25	38-0	8	16	8	125	5.2	
TUCKER	6	0	48	8	22	.364	1-4	.250	5-6	.833	4-4	8	0	2-0	0	0	0	0	1	22	3.7	
SKINNER	66	0	844	92	198	.465	2-3	.667	33	63	.524	63	175	238	15	112-0	21	39	77	219	3.3	
MARKS	19	0	130	23	43	.535	1-4	.250	12	19	.632	9-27	36	4	23-0	3	8	10	59	3.1		
JOHNSON	6	0	53	7	14	.500	1-2	.500	0-0	—	5-8	13	3	10-0	0	2	1	15	2.5			
PIATKOWSKI	16	0	113	12	33	.364	11	26	.423	4-4	1.000	1-11	12	10	11-0	0	6	1	39	2.4		
STRAWBERRY	33	0	270	29	92	.315	6	25	.240	9-19	4.744	9-19	28	30	36-0	12	11	6	73	2.2		
SUNS	82	-	19780	3392	6782	.500	694	1764	.393	1548	1977	.783	720	2683	3403	2188	1633-7	532	1184	518	9026	110.1
OPPONENTS	82	-	19780	3368	7384	.456	469	1329	.353	1407	1879	.749	1101	2498	3599	1607	1731-13	601	1101	311	8612	105.0

# Season Review 08-09

## RECORD

46-36

The Phoenix Suns missed the playoffs for the first time since 2003 despite winning 46 games, the second-most victories for a non-playoff team in the 25-year history of the NBA's 16-team playoff format. Phoenix had the league's 13th-best record in 2008-09.

An offseason coaching change brought in former Trail Blazers great **Terry Porter**, but inconsistency plagued the club's first half. Despite a Dec. 10 trade that resulted in the acquisition of scorer **Jason Richardson**, **Jared Dudley** and a 2010 second-round draft pick from Charlotte for Raja Bell, Boris Diaw and Sean Singletary, a Suns team with high expectations limped to the All-Star break losing 10 of 16 games. Porter was dismissed on Feb. 16 after a 28-23 first half and replaced by assistant **Alvin Gentry**, a member of the Suns' coaching staff since 2004.

An energized Suns team exploded out of the gates following the All-Star break, registering a 140-100 win over the L.A. Clippers, the largest margin of victory following a coaching change in NBA history. The scorching Suns tallied 140 or more points in each of their first three games under Gentry, the first such scoring streak in team history, and the first time the league had seen such prolific scoring since 1990-91. Just when it seemed like Phoenix was poised for a run through the Western Conference, leading scorer **Amar'e Stoudemire** underwent season-ending surgery to repair a detached retina in his right eye on Feb. 20, an injury that occurred in the team's second game following the break.

Despite the injury to Stoudemire and games missed by both **Steve Nash** and **Leandro Barbosa** due to injury, the Suns went 18-13 during Gentry's interim tenure. Phoenix won 12 of its final 17 games under Gentry, a stretch which included both the club's longest overall win streak (six games) and longest home win streak (nine games). A great deal of the team's success and the resulting fan excitement stemmed from its return to its high-scoring roots, and in 2008-09 Phoenix led the league in scoring for the fourth time in the last five seasons. The Suns removed the interim tag from Gentry's title following the season on May 9.

For the third time, the Suns and the city of Phoenix hosted the NBA All-Star Game. The weekend festivities took over US Airways Center from Feb. 13-15 along with the league's biggest star and brightest stars, including Suns Stoudemire (voted a starter for the first time in his career) and **Shaquille O'Neal**, who was named the game's co-MVP with Kobe Bryant. For the season, Shaq averaged 17.8 points and led the league in field goal percentage for the NBA-record 10th time and earned All-NBA Third Team honors. O'Neal was dealt to the Cleveland Cavaliers in a three-player trade on June 25. Phoenix acquired Ben Wallace and Sasha Pavlovic, who each later agreed to buyouts.



**FRONT ROW:** Athletic Trainer Aaron Nelson, Equipment Manager Jay Gaspar, Assistant Athletic Trainer Mike Elliot, Strength Coach/Assistant Trainer Erik Phillips, Assistant Video Coordinator Elvis Valcarcel.

**MIDDLE ROW:** Advance Scout Noel Gillespie, Assistant Coach Dan Majerle, Head Coach Alvin Gentry, Jared Dudley, Goran Dragic, Steve Nash Leandro Barbosa, Assistant Coach Igor Kokoskov, Video Coordinator Anthony Houston, Assistant Coach Bill Cartwright.

**BACK ROW:** Jason Richardson, Matt Barnes, Louis Amundson, Amar'e Stoudemire, Shaquille O'Neal, Robin Lopez, Stromile Swift, Grant Hill, Alando Tucker.

# FIFTY SEASONS

DATE	OPPONENT	ATTEND.	SCORE	REC.	W/L	DATE	OPPONENT	ATTEND.	SCORE	REC.	W/L
10/29	@SAN ANTONIO	18,797	103-98	1-0	W	1/26	@WASHINGTON	17,344	103-87	25-18	W
10/30	NEW ORLEANS	18,422	95-108	1-1	L	1/29	SAN ANTONIO	18,422	104-114	25-19	L
11/1	PORTLAND	18,422	107-96	2-1	W	1/31	CHICAGO	18,422	111-122	25-20	L
11/4	@NEW JERSEY	15,230	114-86	3-1	W	2/2	SACRAMENTO	18,422	129-81	26-20	W
11/5	@INDIANA	11,660	113-103	4-1	W	2/4	@GOLDEN STATE	19,596	112-124	26-21	L
11/7	@CHICAGO	21,967	83-100	4-2	L	2/6	GOLDEN STATE	18,422	115-105	27-21	W
11/8	@MILWAUKEE	17,935	104-96	5-2	W	2/8	@DETROIT	22,076	107-97	28-21	W
11/10	MEMPHIS	18,422	107-102	6-2	W	2/9	@PHILADELPHIA	16,797	91-108	28-22	L
11/12	HOUSTON	18,422	82-94	6-3	L	2/11	@CLEVELAND	20,562	92-109	28-23	L
11/14	@SACRAMENTO	12,810	97-95*	7-3	W	<b>58th All-Star Game @ US Airways Center (Feb. 15)</b>					
11/16	DETROIT	18,422	104-86	8-3	W	2/17	L.A. CLIPPERS	18,422	140-100	29-23	W
11/17	UTAH	19,911	97-109	8-4	L	2/18	@L.A. CLIPPERS	18,169	142-119	30-23	W
11/20	L.A. LAKERS	18,422	92-105	8-5	L	2/20	OKLAHOMA CITY	18,422	140-118	31-23	W
11/22	PORTLAND	18,422	102-92	9-5	W	2/22	BOSTON	18,422	108-128	31-24	L
11/25	@OKLAHOMA	19,136	99-98	10-5	W	2/24	CHARLOTTE	18,422	112-102	32-24	W
11/26	@MINNESOTA	11,708	110-102	11-5	W	2/26	@L.A. LAKERS	18,997	106-132	32-25	L
11/28	MIAMI	18,422	92-107	11-6	L	2/27	TORONTO	18,422	133-113	33-25	W
11/30	NEW JERSEY	18,422	109-117	11-7	L	3/1	L.A. LAKERS	18,422	118-111	34-25	W
12/3	@NEW ORLEANS	15,804	91-104	11-8	L	3/3	@ORLANDO	17,461	99-111	34-26	L
12/4	@DALLAS	19,813	97-112	11-9	L	3/4	@MIAMI	19,600	129-135	34-27	L
12/6	UTAH	18,422	106-104	12-9	W	3/6	@HOUSTON	18,045	112-116	34-28	L
12/9	MILWAUKEE	18,422	125-110	13-9	W	3/8	@SAN ANTONIO	18,797	98-103	34-29	L
12/10	@L.A. LAKERS	18,997	110-115	13-10	L	3/10	DALLAS	18,422	112-117	34-30	L
12/12	ORLANDO	18,422	113-112	14-10	W	3/12	CLEVELAND	18,422	111-119	34-31	L
12/15	NEW YORK	18,422	111-103	15-10	W	3/14	OKLAHOMA CITY	18,422	106-95	35-31	W
12/18	@PORTLAND	20,650	119-124	15-11	L	3/15	@GOLDEN STATE	19,596	154-130	36-31	W
12/20	DENVER	18,422	108-101	16-11	W	3/18	PHILADELPHIA	18,422	126-116	37-31	W
12/25	SAN ANTONIO	18,422	90-91	16-12	L	3/21	WASHINGTON	18,422	128-96	38-31	W
12/29	@OKLAHOMA CITY	19,136	110-102	17-12	W	3/23	DENVER	18,422	118-115	39-31	W
12/30	@MEMPHIS	14,471	101-89	18-12	W	3/25	UTAH	18,422	118-114	40-31	W
1/2	L.A. CLIPPERS	18,422	106-98	19-12	W	3/26	@PORTLAND	20,628	109-129	40-32	L
1/7	INDIANA	18,422	110-113	19-13	L	3/28	@UTAH	19,911	99-104*	40-33	L
1/9	DALLAS	18,422	128-100	20-13	W	3/29	@SACRAMENTO	13,623	118-126	40-34	L
1/11	@L.A. CLIPPERS	17,307	109-103	21-13	W	4/1	HOUSTON	18,422	114-109	41-34	W
1/13	ATLANTA	18,422	107-102	22-13	W	4/3	SACRAMENTO	18,422	139-111	42-34	W
1/15	@DENVER	18,073	113-119*	22-14	L	4/5	@DALLAS	20,301	116-140	42-35	L
1/16	MINNESOTA	18,422	103-105	22-15	L	4/8	@NEW ORLEANS	17,781	105-100	43-35	L
1/18	@TORONTO	19,800	117-113	23-15	W	4/10	@MEMPHIS	15,908	89-106	43-36	L
1/19	@BOSTON	18,624	87-104	23-16	L	4/11	@MINNESOTA	18,478	110-97	44-36	W
1/21	@NEW YORK	19,256	109-114	23-17	L	4/13	MEMPHIS	18,422	119-110	45-36	W
1/23	@CHARLOTTE	19,104	78-98	23-18	L	4/15	GOLDEN STATE	18,422	119-110	46-36	W
1/25	@ATLANTA	19,153	104-99	24-18	W						

\*Overtime

## 08-09 Final Statistics

PLAYER	G	GS	MIN	3 PT			REBOUNDS					TO	BLK	PTS	AVG		
				FGM-FGA	PCT	FTM-FTA	PCT	OR-DR	TOT	AST	PF-DQ					STL	
STOUDEMIRE	53	53	1948	404-749	.539	3-7	.429	323-387	.835	116-314	430	104	163-1	49	150	57	1134-21.4
O'NEAL	75	75	2252	512-841	.609	0-1	.000	309-519	.595	187-446	633	126	253-7	49	168	108	1333-17.8
RICHARDSON (T)	72	71	2410	465-974	.477	129-325	.397	153-199	.769	77-242	319	146	146-2	76	95	28	1212-16.8
RICHARDSON (P)	58	57	1919	368-754	.488	102-266	.383	112-144	.778	64-197	261	110	103-1	62	71	25	950-16.4
NASH	74	74	2484	428-851	.503	108-246	.439	196-210	.933	19-204	223	717	108-0	55	248	10	1160-15.7
BARBOSA	70	11	1705	366-759	.482	90-240	.375	171-194	.881	34-147	181	162	115-0	82	93	7	993-14.2
HILL	82	68	2445	390-745	.523	24-76	.316	181-224	.808	64-341	405	186	182-0	90	126	54	985-12.0
BARNES	77	40	2082	285-674	.423	117-341	.343	101-136	.743	79-342	421	212	209-3	52	130	26	788-10.2
BELL	22	22	712	76-177	.429	44-94	.468	16-21	.762	8-56	64	29	57-1	13	18	2	212-9.6
DIAW	22	0	538	80-141	.567	5-14	.357	18-26	.692	24-60	84	46	39-0	11	37	9	183-8.3
DUDLEY (TOT)	68	7	1156	136-285	.477	29-74	.392	71-105	.676	82-123	205	56	105-1	57	43	8	372-5.5
DUDLEY (PHO)	48	0	728	91-189	.481	26-66	.394	56-81	.691	57-89	146	37	65-0	39	33	6	264-5.5
TUCKER	30	1	282	52-121	.430	8-23	.348	26-33	.788	19-12	31	12	14-0	5	14	1	138-4.6
DRAGIC	55	1	728	88-224	.393	20-54	.370	50-65	.769	33-70	103	111	87-0	29	73	3	246-4.5
AMUNDSON	76	0	1044	134-250	.536	0-1	.000	53-120	.442	128-142	270	28	154-0	32	56	65	321-4.2
SWIFT (TOT)	19	0	184	24-56	.429	1-1	1.000	13-26	.500	16-30	46	3	40-0	4	16	8	62-3.3
SWIFT (PHO)	13	0	121	15-41	.366	1-1	1.000	8-15	.533	11-22	33	2	25-0	4	9	6	39-3.0
LOPEZ	60	7	614	71-137	.518	0-1	.000	47-68	.691	52-66	118	8	97-0	11	28	41	189-3.2
SINGLETARY	13	1	122	12-37	.324	4-10	.400	6-6	1.000	5-11	16	12	14-0	6	5	0	34-2.6
BROWN (TOT)	19	11	261	18-49	.367	7-24	.292	3-5	1.000	7-22	29	36	28-0	10	17	0	46-2.4
BROWN (PHO)	2	0	28	1-5	.200	1-4	.250	2-2	1.000	0-1	1	3	6-0	0	3	0	5-2.5
SIMS	1	0	2	0-0	—	0-0	—	0-0	—	0-0	0	0	0-0	1	0	0	0-0.0
SUNS	82	-	19755	3373-6695	.504	553-1445	.383	1675-2251	.744	900-2520	3420	1905	1691-13	589	1288	420	8974-109.4
OPPONENTS	82	-	19755	3278-7025	.467	626-1635	.383	1634-2108	.775	993-2352	3345	1741	1877-16	706	1165	369	8816-107.5



# Season Review 09-10

**RECORD**
**54-28**

A 2009-10 season that began with tempered expectations and a slew of vocal doubters saw the up-start Phoenix Suns make believers out of fans and pundits alike, and come within two victories of an NBA Finals berth. The club made its third Western Conference Finals appearance in six seasons after a 54-win regular season despite being picked by many to miss the playoffs entirely.

Behind **Alvin Gentry** in his first full season as the club's head coach, Phoenix opened the season with a franchise-record tying and NBA-best 14-3 record, earning the first of two NBA Western Conference Coach of the Month honors for Gentry, who finished fifth in league Coach of the Year voting. Despite inconsistencies in December and January that saw the club struggle to a 14-18 mark, the quick start was a source of confidence for the Suns, who rediscovered their swagger and won 23 of 29 games after the All-Star break, best of any West team. That record included a 12-2 mark in the month of March when Gentry won his second monthly honor.

The Suns were once again led by All-NBA Second Team teammates **Steve Nash** and **Amar'e Stoudemire**, who were both voted All-Star starters. Nash posted the greatest statistical season for a point guard over the age of 35 in league history and led the NBA in assists for the fourth time in six seasons since re-joining the Suns. But it was not just the stars who led Phoenix. Suns fans were treated to a deeper and more defensive-minded club. Planet Orange witnessed the development of a consistently productive 10-man rotation and the coming-of-age of the team's 2008 draft class, as **Robin Lopez** and **Goran Dragic** each became key contributors. The Suns led the league in scoring for the fifth time in six seasons and shot a franchise-record 41.2 percent from three-point range, the second-highest mark in NBA history.

After dropping their playoff opener against the Trail Blazers, Phoenix went on to win eight of its next nine postseason contests, defeating Portland 4-2 in the opening round to set up a semifinal grudge match with the rival San Antonio Spurs. Though the doubters returned, not only did the Suns erase a decade of playoff heartbreaks against the Spurs, they did so with a sweep of San Antonio that included an 18-point comeback in Game 3 and a series-clinching Game 4 victory in the Alamo City.

That set up a clash of Pacific Division foes in the conference finals and the Suns and Lakers split the series' first four games. But, in Game 5, Ron Artest's improbable rebound and put-back of a Kobe Bryant airball as time expired won that pivotal contest for the Lakers and eventually the series, 4-2.



**FRONT ROW:** Advance Scout Noel Gillespie, Equipment Manager Jay Gaspar, Assistant Athletic Trainer Tom Maystadt, Strength Coach/Assistant Athletic Trainer Mike Elliott, Video Coordinator Elvis Valcarcel, Assistant Video Coordinator Nick U'Ren.

**MIDDLE ROW:** Assistant Coach Bill Cartwright, Assistant Coach Dan Majerle, Head Coach Alvin Gentry, Leandro Barbosa, Goran Dragic, Steve Nash, Jason Richardson, Jared Dudley, Assistant Coach John Shumate, Assistant Coach Igor Kokoskov, Athletic Trainer Aaron Nelson.

**BACK ROW:** Grant Hill, Louis Amundson, Jarron Collins, Channing Frye, Robin Lopez, Amar'e Stoudemire, Earl Clark, Taylor Griffin.

# FIFTY SEASONS

DATE	OPPONENT	ATTEND.	SCORE	REC.	W/L	DATE	OPPONENT	ATTEND.	SCORE	REC.	W/L
10/28	@ L.A. CLIPPERS	15,974	109-107	1-0	W	1/18	@ MEMPHIS	18,119	118-125	24-18	L
10/30	GOLDEN STATE	18,422	123-101	2-0	W	1/20	NEW JERSEY	15,963	118-94	25-18	W
11/1	MINNESOTA	15,376	120-112	3-0	W	1/22	CHICAGO	18,422	104-115	25-19	L
11/3	@ MIAMI	15,105	104-96	4-0	W	1/23	GOLDEN STATE	17,792	112-103	26-19	W
11/4	@ ORLANDO	17,461	100-122	4-1	L	1/25	@ UTAH	19,911	115-124	26-20	L
11/6	@ BOSTON	18,624	110-103	5-1	W	1/26	CHARLOTTE	15,722	109-114*	26-21	L
11/8	@ WASHINGTON	14,143	102-90	6-1	W	1/28	DALLAS	17,855	112-106	27-21	W
11/9	@ PHILADELPHIA	10,205	119-115	7-1	W	1/31	@ HOUSTON	17,165	115-111*	28-21	W
11/11	NEW ORLEANS	16,517	124-104	8-1	W	2/1	@ NEW ORLEANS	13,874	109-100	29-21	W
11/12	@ L.A. LAKERS	18,997	102-121	8-2	L	2/3	@ DENVER	19,155	109-97	30-21	W
11/15	TORONTO	16,605	101-100	9-2	W	2/5	@ SACRAMENTO	14,922	114-102	31-21	W
11/17	@ HOUSTON	16,396	111-105	10-2	W	2/10	PORTLAND	18,190	101-108	31-22	L
11/19	@ NEW ORLEANS	14,520	103-110	10-3	L	2/16	@ MEMPHIS	11,508	109-95	32-22	W
11/22	DETROIT	18,422	117-91	11-3	W	2/17	@ DALLAS	19,974	97-107	32-23	L
11/25	MEMPHIS	18,284	126-111	12-3	W	2/19	ATLANTA	18,266	88-80	33-23	W
11/27	@ MINNESOTA	18,225	120-95	13-3	W	2/21	SACRAMENTO	17,369	104-88	34-23	W
11/29	@ TORONTO	17,721	113-94	14-3	W	2/23	@ OKLAHOMA CITY	18,203	104-102	35-23	W
12/1	@ NEW YORK	19,763	99-126	14-4	L	2/24	PHILADELPHIA	17,765	106-95	36-23	W
12/2	@ CLEVELAND	20,562	90-107	14-5	L	2/26	L.A. CLIPPERS	18,043	125-112	37-23	W
12/5	SACRAMENTO	17,747	115-107	15-5	W	2/28	@ SAN ANTONIO	18,581	110-113	37-24	L
12/6	@ L.A. LAKERS	18,997	88-108	15-6	L	3/1	DENVER	18,159	101-85	38-24	W
12/8	@ DALLAS	19,857	101-102	15-7	L	3/3	@ L.A. CLIPPERS	17,455	127-101	39-24	W
12/11	ORLANDO	18,216	106-103	16-7	W	3/4	UTAH	17,912	108-116	39-25	L
12/12	@ DENVER	19,155	99-105	16-8	L	3/6	INDIANA	18,180	113-105	40-25	W
12/15	SAN ANTONIO	17,964	116-104	17-8	W	3/12	L.A. LAKERS	18,422	96-102	40-26	L
12/17	@ PORTLAND	20,559	102-105	17-9	L	3/14	NEW ORLEANS	18,218	120-106	41-26	W
12/19	WASHINGTON	16,811	121-95	18-9	W	3/16	MINNESOTA	18,197	152-114	42-26	W
12/21	CLEVELAND	18,221	91-109	18-10	L	3/19	UTAH	18,422	110-100	43-26	W
12/23	OKLAHOMA CITY	15,953	113-117	18-11	L	3/21	PORTLAND	18,422	93-87	44-26	W
12/25	L.A. CLIPPERS	16,709	124-93	19-11	W	3/22	@ GOLDEN STATE	18,722	133-131	45-26	W
12/26	@ GOLDEN STATE	19,550	127-132	19-12	L	3/26	NEW YORK	18,422	132-96	46-26	W
12/28	L.A. LAKERS	18,422	118-103	20-12	W	3/28	@ MINNESOTA	16,668	111-105	47-26	W
12/30	BOSTON	18,422	116-98	21-12	W	3/30	@ CHICAGO	21,169	111-105	48-26	W
1/2	MEMPHIS	17,135	103-128	21-13	L	3/31	@ NEW JERSEY	14,734	116-105	49-26	W
1/5	@ SACRAMENTO	13,630	113-109	22-13	W	4/2	@ DETROIT	22,076	109-94	50-26	W
1/6	HOUSTON	15,811	118-110	23-13	W	4/3	@ MILWAUKEE	16,436	98-107	50-27	L
1/8	MIAMI	18,422	105-109	23-14	L	4/7	SAN ANTONIO	18,422	112-101	51-27	W
1/11	MILWAUKEE	15,116	105-101	24-14	W	4/9	@ OKLAHOMA CITY	18,334	91-96	51-28	L
1/13	@ INDIANA	10,858	114-122	24-15	L	4/11	HOUSTON	18,422	116-106	52-28	W
1/15	@ ATLANTA	17,605	101-102	24-16	L	4/13	DENVER	18,422	123-101	53-28	W
1/16	@ CHARLOTTE	17,574	99-125	24-17	L	4/14	@ UTAH	19,911	100-86	54-28	W

\*Overtime

## 09-10 Final Statistics

PLAYER	G	GS	MIN	3 PT			REBOUNDS			PF	DQ	STL	TO	BLK	PTS	AVG								
				FGM	FGA	PCT	FTM	FTA	PCT								OR-DR	TOT	AST					
STOUDEMIRE	82	82	2838	704	1264	.557	1-6	.167	487	632	.771	230	502	732	82	281-2	52	213	83	1896	23.1			
NASH	81	81	2660	499	985	.507	124	291	.426	211	225	.938	34	234	268	892	108	0	42	295	12	1333	16.5	
RICHARDSON	79	76	2485	473	998	.474	157	400	.393	136	184	.739	81	323	404	143	169	0	66	92	33	1239	15.7	
HILL	81	81	2430	336	703	.478	35	80	.438	205	251	.817	74	371	445	193	165	2	60	108	36	912	11.3	
FRYE	81	41	2190	317	703	.451	172	392	.439	98	121	.810	66	361	427	113	263	3	64	73	74	904	11.2	
BARBOSA	44	5	786	155	365	.425	44	136	.324	64	73	.877	11	58	69	64	7	0	23	46	12	418	9.5	
LOPEZ	51	31	986	171	291	.588	0	0	—	88	125	.704	104	144	248	7	117	1	10	41	53	430	8.4	
DUDLEY	82	1	1991	225	490	.459	120	262	.458	104	138	.754	99	182	281	115	162	1	81	68	16	674	8.2	
DRAGIC	80	2	1442	222	491	.452	74	188	.394	117	159	.736	38	133	171	241	131	0	48	126	8	635	7.9	
AMUNDSON	79	0	1168	152	276	.551	0	1	.000	67	123	.545	128	218	346	31	169	1	24	57	73	371	4.7	
TUCKER	11	0	71	13	30	.433	1	7	.143	16	21	.762	5	2	7	3	5	0	0	4	0	43	3.9	
CLARK	51	0	383	56	151	.371	2	5	.400	26	36	.722	18	44	62	21	25	0	7	23	13	140	2.7	
GRIFFIN	8	0	32	4	10	.400	0	2	.000	2	4	.500	0	2	2	1	4	0	0	1	2	10	1.3	
COLLINS	34	10	261	12	31	.387	0	0	—	10	25	.400	22	40	62	6	42	0	2	10	3	34	1.0	
JONES	2	0	7	0	0	—	0	0	—	0	0	—	0	2	2	0	1	0	0	0	0	0	0	0.0
SUNS	82	-	19730	3339	6788	.492	730	1770	.412	1631	2117	.770	910	2616	3526	1912	1713	10	479	1210	418	9039	110.2	
OPPONENTS	82	-	19730	3235	7165	.452	561	1582	.355	1606	2114	.760	1081	2391	3472	1704	1789	11	646	1065	365	8637	105.3	

# Season Review 10-11

**RECORD**
**40-42**

A season of change throughout the organization in 2010-11 began with the hiring of a new basketball president, former sports attorney and agent **Lon Babby**, and the naming of former San Antonio Spurs and Cleveland Cavaliers executive **Lance Blanks** as the club's general manager. A whirlwind offseason brought the notable additions of **Hedo Turkoglu**, **Hakim Warrick** and **Josh Childress**, and saw the departure of Amar'e Stoudemire to the New York Knicks.

A slow start to the season that saw the team struggle to find consistency with its overhauled roster and stumble to a Dec. 17 record of 12-13, gave way to the new regime's first blockbuster trade the very next day when Phoenix acquired **Vince Carter**, **Marcin Gortat**, **Mickael Pietrus**, a 2011 first-round pick and cash considerations from the Orlando Magic in exchange for Jason Richardson, Hedo Turkoglu and Earl Clark. The Suns' brass then made a deadline-day deal in February that sent Goran Dragic to the Houston Rockets for **Aaron Brooks**, who the season before had been named the NBA's Most Improved Player.

In all, nine of the 14 players on the Suns' final 2010-11 roster were not with the team at the conclusion of 2009-10. Nineteen different Suns saw action in 2010-11, most since 2003-04. Overall, Phoenix used 17 different starting lineups, more than twice as many as the prior season.

The Suns' veteran pillars helped the club navigate a season of change and keep the team in contention for a playoff spot until the season's final month. **Steve Nash** turned in another stellar season, leading the league in assists for the fifth time in seven campaigns since returning to the Suns, and also leading the club in scoring. **Grant Hill** became only the seventh player in NBA history to average 13 points or more at the age of 38 or older, and also received votes for Defensive Player of the Year.

After signing a five-year deal in the offseason, **Channing Frye** averaged career highs in scoring and rebounding; **Jared Dudley**, who signed a contract extension five days into the season, also averaged career highs in both scoring and rebounding.

Acquired midseason, Gortat proved to be one of the best additions made by any team during 2010-11. The 27-year-old career backup had never averaged even 4.0 points for a season but averaged 13.0 points and 9.3 rebounds in 55 games with Phoenix, and set a Suns franchise record for double-doubles off the bench in a single season before earning a spot in the starting lineup in March.



**FRONT ROW:** Player Development Coach Nenad Trajkovic, Athletic Trainer Aaron Nelson, Strength Coach/ Assistant Athletic Trainer Mike Elliott, Equipment Manager Jay Gaspar, Assistant Athletic Trainer Tom Maystadt, Video Coordinator Elvic Valcarcel, Assistant Video Coordinator Nick U'Ren.

**MIDDLE ROW:** Assistant Coach/ Advance Scout Noel Gillespie, Assistant Coach Dan Majerle, Head Coach Alvin Gentry, Vince Carter, Zabian Dowdell, Aaron Brooks, Steve Nash, Jared Dudley, Mickael Pietrus, Assistant Coach Igor Kokoskov, Assistant Coach Bill Cartwright, Player Development Coach Corey Gaines.

**BACK ROW:** Grant Hill, Hakim Warrick, Marcin Gortat, Robin Lopez, Garret Siler, Channing Frye, Gani Lawal, Josh Childress.

DATE	OPPONENT	ATTEND.	SCORE	REC.	W/L	DATE	OPPONENT	ATTEND.	SCORE	REC.	W/L
10/26	@ PORTLAND	20,603	92-106	0-1	L	1/22	@ DETROIT	21,326	74-75	20-22	L
10/28	@ UTAH	19,911	110-94	1-1	W	1/24	@ PHILADELPHIA	14,881	95-105	20-23	L
10/29	L.A. LAKERS	18,422	106-114	1-2	L	1/26	CHARLOTTE	16,986	107-114	20-24	L
11/3	SAN ANTONIO	17,060	110-112	1-3	L	1/28	BOSTON	18,422	88-71	21-24	W
11/5	MEMPHIS	16,470	123-118**	2-3	W	1/30	NEW ORLEANS	17,921	104-102	22-24	W
11/7	@ ATLANTA	13,395	118-114	3-3	W	2/2	MILWAUKEE	16,422	92-77	23-24	W
11/8	@ MEMPHIS	10,786	99-109	3-4	L	2/4	OKLAHOMA CITY	16,274	107-111	23-25	L
11/12	SACRAMENTO	18,029	103-89	4-4	W	2/7	@ GOLDEN STATE	18,002	104-92	24-25	W
11/14	@ L.A. LAKERS	18,997	121-116	5-4	W	2/10	GOLDEN STATE	16,731	112-88	25-25	W
11/15	DENVER	17,774	100-94	6-4	W	2/11	@ UTAH	19,911	95-83	26-25	W
11/17	@ MIAMI	19,600	96-123	6-5	L	2/13	SACRAMENTO	17,798	108-113	26-26	L
11/18	@ ORLANDO	18,846	89-105	6-6	L	2/15	UTAH	16,874	102-101	27-26	W
11/20	@ CHARLOTTE	16,428	105-123	6-7	L	2/17	DALLAS	17,903	106-112	27-27	L
11/22	@ HOUSTON	15,080	123-116	7-7	W	2/23	ATLANTA	18,254	105-97	28-27	W
11/24	CHICAGO	18,422	115-123**	7-8	L	2/25	@ TORONTO	19,004	110-92	29-27	W
11/26	L.A. CLIPPERS	17,846	116-108	8-8	W	2/27	@ INDIANA	14,168	110-108*	30-27	W
11/28	@ DENVER	15,482	133-138	8-9	L	2/28	@ NEW JERSEY	15,836	104-103*	31-27	W
12/2	@ GOLDEN STATE	18,328	107-101	9-9	W	3/2	@ BOSTON	18,624	115-103	31-28	L
12/3	INDIANA	16,991	105-97	10-9	W	3/4	@ MILWAUKEE	15,011	102-88	32-28	W
12/5	WASHINGTON	17,430	125-108	11-9	W	3/6	@ OKLAHOMA CITY	18,203	118-122*	32-29	L
12/7	@ PORTLAND	20,151	99-106	11-10	L	3/8	HOUSTON	17,363	113-110	33-29	W
12/8	MEMPHIS	16,288	98-104*	11-11	L	3/10	DENVER	17,465	97-116	33-30	L
12/10	PORTLAND	17,284	94-101	11-12	L	3/13	ORLANDO	18,091	88-111	33-31	L
12/15	MINNESOTA	16,977	128-122	12-12	W	3/14	@ HOUSTON	16,262	93-95	33-32	L
12/17	@ DALLAS	20,406	91-106	12-13	L	3/16	@ NEW ORLEANS	13,758	95-100	33-33	L
12/19	@ OKLAHOMA CITY	18,203	113-110	13-13	W	3/18	GOLDEN STATE	18,422	108-97	34-33	W
12/20	@ SAN ANTONIO	18,581	110-118	13-14	L	3/20	@ L.A. CLIPPERS	19,060	108-99	35-33	W
12/23	MIAMI	18,422	83-95	13-15	L	3/22	@ L.A. LAKERS	18,997	137-139**	35-34	L
12/26	@ L.A. CLIPPERS	19,060	103-108	13-16	L	3/23	TORONTO	17,865	114-106	36-34	W
12/29	PHILADELPHIA	18,422	110-123	13-17	L	3/25	NEW ORLEANS	18,422	100-106	36-35	L
12/31	DETROIT	17,637	92-75	14-17	W	3/27	DALLAS	17,314	83-91	36-36	L
1/2	@ SACRAMENTO	12,500	89-94	14-18	L	3/29	@ SACRAMENTO	13,774	113-116	36-37	L
1/5	L.A. LAKERS	18,105	95-99	14-19	L	3/30	OKLAHOMA CITY	18,033	98-116	36-38	L
1/7	NEW YORK	17,621	96-121	14-20	L	4/1	L.A. CLIPPERS	18,422	111-98	37-38	W
1/9	CLEVELAND	17,031	108-100	15-20	W	4/3	@ SAN ANTONIO	18,581	97-114	37-39	L
1/11	@ DENVER	14,874	98-132	15-21	L	4/5	@ CHICAGO	21,873	94-97	37-40	L
1/12	NEW JERSEY	16,334	118-109*	16-21	W	4/6	@ MINNESOTA	16,113	108-98	38-40	W
1/14	PORTLAND	17,412	115-111	17-21	W	4/8	@ NEW ORLEANS	14,950	97-109	38-41	L
1/17	@ NEW YORK	19,763	129-121	18-21	W	4/10	@ DALLAS	20,355	90-115	38-42	L
1/19	@ CLEVELAND	20,562	106-98	19-21	W	4/11	MINNESOTA	17,485	135-127*	39-42	W
1/21	@ WASHINGTON	15,716	109-91	20-21	W	4/13	SAN ANTONIO	18,195	106-103	40-42	W

\*Overtime

## 10-11 Final Statistics

PLAYER	3 PT								REBOUNDS								
	G	GS	MIN	FGM-FGA	PCT	FGM-FGA	PCT	FTM-FTA	PCT	OR-DR	TOT	AST	PF-DQ	STL	TO	BLK	PTS-AVG
RICHARDSON	25	25	796	183-389	.470	62-148	.419	55-72	.764	33-78	111	36	46-0	27	30	3	483-19.3
NASH	75	75	2497	399-811	.492	81-205	.395	227-249	.912	40-220	260	855	87-0	48	265	4	1106-14.7
CARTER	51	41	1387	264-625	.422	89-243	.366	72-98	.735	43-142	185	82	123-0	47	54	17	689-13.5
HILL	80	80	2409	399-825	.484	45-114	.395	213-257	.829	77-261	338	200	184-1	64	134	35	1056-13.2
FRYE	77	64	2541	358-829	.432	171-439	.390	89-107	.832	65-448	513	96	272-4	46	73	79	976-12.7
BROOKS	25	5	473	86-200	.430	22-67	.328	46-57	.807	9-18	27	104	46-0	13	44	1	240-9.6
DUDLEY	82	15	2140	300-629	.477	105-253	.415	162-218	.743	111-207	318	108	139-0	87	77	20	867-10.6
GORTAT	55	12	1636	294-522	.563	1-4	.250	128-175	.731	110-403	513	53	136-0	29	64	70	717-13.0
TURKOGLU	25	16	630	85-193	.440	41-97	.423	26-36	.722	20-80	100	58	77-0	18	31	14	237-9.5
WARRICK	80	6	1416	228-446	.511	1-11	.091	212-294	.721	88-208	296	69	100-0	32	79	9	669-8.4
DRAGIC	48	2	856	133-316	.421	28-101	.277	59-97	.608	24-62	86	149	90-0	36	96	6	353-7.4
PIETRUS	38	4	689	98-250	.392	51-149	.342	36-51	.706	9-67	76	23	66-1	19	25	18	283-7.4
LOPEZ	67	56	991	179-357	.501	0-0	—	74-100	.740	82-134	216	8	143-1	18	48	45	432-6.4
DOWDELL	24	0	292	51-125	.408	3-10	.300	16-17	.941	5-15	20	51	30-0	20	29	2	121-5.0
CHILDRESS	54	3	894	121-214	.565	1-16	.063	29-59	.492	69-86	155	42	68-0	33	44	23	272-5.0
CLARK	9	0	72	12-31	.387	0-0	—	5-10	.500	4-13	17	4	6-0	1	2	3	29-3.2
BARRON	12	6	183	12-51	.235	0-0	—	12-20	.600	16-24	40	4	32-1	6	11	4	36-3.0
SILER	21	0	101	17-31	.548	0-0	—	11-22	.500	16-12	28	3	20-0	1	10	4	45-2.1
LAWAL	1	0	2	0-0	—	0-0	—	0-0	—	0-0	0	0	1-0	0	0	0	0-0.0
SUNS	82	-	20005	3219-6844	.470	701-1857	.377	1472-1939	.759	821-2478	3299	1945	1666-8	545	1169	357	8611-105.0
OPPONENTS	82	-	20005	3309-7018	.472	585-1595	.367	1481-1964	.754	985-2647	3632	1890	1740-15	644	1189	356	8684-105.9

Season  
Review

## 11-12

## RECORD

33-33

A season shortened by a 149-day lockout began Christmas Day with low outside expectations for the Phoenix Suns, but the resilient squad persevered and used a strong second half to keep itself in the playoff chase until the season's final days.

An abbreviated training camp and preseason contributed to a slow start for the Suns, who lost on an opening-night buzzer beater at home and then struggled to a 12-19 (.387) start and a 14-20 (.412) record at the All-Star break. A compact schedule that featured 66 games in 121 days and two back-to-back-to-back sets did not make things any easier. But, led by veterans **Steve Nash** and **Grant Hill**, and returning contributors **Marcin Gortat**, **Jared Dudley** and **Channing Frye**, the team never splintered, winning nine of its first 11 contests after the break and compiling a 19-13 (.594) post-All-Star record.

Phoenix got itself back into the thick of the playoff chase despite a March injury to Hill, thanks to offseason additions **Shannon Brown**, **Sebastian Telfair** and **Michael Redd**, each of whom were key contributors down the stretch. The Suns tracked down Houston, Minnesota and Golden State in the standings but were eliminated in a road loss to eventual eighth seed Utah in the season's penultimate game, ending Phoenix's bid to become the first NBA team since the 1996-97 Suns to earn a playoff berth after entering the All-Star break six or more games under .500.

The Suns finished .500 or better for the third time in four seasons under **Alvin Gentry** and for the seventh time in eight seasons of **Robert Sarver's** ownership. Nash earned his eighth career All-Star berth and his sixth as a Sun, tying **Walter Davis** for the most in franchise history. On Feb. 1, Nash passed Kevin Johnson to become the all-time franchise leader in assists. Gortat had a breakout year in his first full season in Phoenix, leading the club in scoring, rebounding and blocks, and joining All-Star starters Dwight Howard and Andrew Bynum as the only NBA players to average at least 15 points, 10 boards and 1.5 blocks in 2011-12. **Markieff Morris**, selected by the Suns with the 13th overall pick, had the best statistical campaign by a Suns rookie since Amar'e Stoudemire and was selected to participate in the Rising Stars Challenge at All-Star Weekend in Orlando.

The Suns organization gave its highest honor to **John MacLeod**, the winningest head coach in franchise history, inducting him into the Ring of Honor on April 18.



**FRONT ROW:** Assistant Video Coordinator Nick U'Ren, Strength and Conditioning Coach/Assistant Athletic Trainer Mike Elliott, Assistant Athletic Trainer Tom Maystadt, Equipment Manager Jay Gaspar, Video Coordinator Elvis Valcarcel

**MIDDLE ROW:** Athletic Trainer Aaron Nelson, Assistant Coach Elston Turner, Assistant Coach Dan Majerle, Head Coach Alvin Gentry, Michael Redd, Sebastian Telfair, Steve Nash, Shannon Brown, Ronnie Price, Assistant Coach Bill Cartwright, Assistant Coach Igor Kokoskov, Player Development Coach Corey Gaines, Assistant Coach Noel Gillespie

**BACK ROW:** Jared Dudley, Josh Childress, Hakim Warrick, Channing Frye, Robin Lopez, Marcin Gortat, Markieff Morris, Grant Hill

DATE	OPPONENT	ATTEND.	SCORE	REC.	W/L	DATE	OPPONENT	ATTEND.	SCORE	REC.	W/L
12/26	NEW ORLEANS	17,776	84-85	0-1	L	2/22	GOLDEN STATE	14,558	104-106	14-20	L
12/28	PHILADELPHIA	16,360	83-103	0-2	L	3/1	MINNESOTA	15,071	104-95	15-20	W
12/30	@ NEW ORLEANS	15,790	93-78	1-2	W	3/2	L.A. CLIPPERS	18,091	81-78	16-20	W
12/31	@ OKLAHOMA CITY	18,203	97-107	1-3	L	3/4	SACRAMENTO	15,026	96-88	17-20	W
1/2	GOLDEN STATE	14,793	102-91	2-3	W	3/7	@ OKLAHOMA CITY	18,203	104-115	17-21	L
1/4	@ DALLAS	19,885	89-98	2-4	L	3/8	DALLAS	15,498	96-94	18-21	W
1/6	PORTLAND	16,235	102-77	3-4	W	3/10	MEMPHIS	16,350	98-91	19-21	W
1/8	MILWAUKEE	13,420	109-93	4-4	W	3/12	MINNESOTA	14,568	124-127	19-22	L
1/10	@ L.A. LAKERS	18,997	83-99	4-5	L	3/14	UTAH	14,076	120-111	20-22	W
1/12	CLEVELAND	14,636	90-101	4-6	L	3/15	@ L.A. CLIPPERS	19,060	91-87	21-22	W
1/13	NEW JERSEY	15,191	103-110	4-7	L	3/16	DETROIT	17,148	109-101	22-22	W
1/15	@ SAN ANTONIO	18,581	91-102	4-8	L	3/18	HOUSTON	15,645	99-86	23-22	W
1/17	@ CHICAGO	21,347	97-118	4-9	L	3/20	@ MIAMI	20,212	95-99	23-23	L
1/18	@ NEW YORK	19,763	91-88	5-9	W	3/21	@ ORLANDO	18,930	93-103	23-24	L
1/20	@ BOSTON	18,624	79-71	6-9	W	3/23	@ INDIANA	14,786	113-111	24-24	W
1/23	@ DALLAS	19,944	87-93	6-10	L	3/25	@ CLEVELAND	17,307	108-83	25-24	W
1/24	TORONTO	15,404	96-99	6-11	L	3/27	SAN ANTONIO	16,573	100-107	25-25	L
1/27	@ PORTLAND	20,664	71-109	6-12	L	3/28	@ L.A. CLIPPERS	19,060	86-103	25-26	L
1/28	MEMPHIS	14,903	86-84	7-12	W	4/1	NEW ORLEANS	15,753	92-75	26-26	W
1/30	DALLAS	13,132	99-122	7-13	L	4/3	@ SACRAMENTO	12,462	109-100	27-26	W
2/1	@ NEW ORLEANS	13,598	120-103	8-13	W	4/4	@ UTAH	19,911	107-105	28-26	W
2/3	@ HOUSTON	15,941	81-99	8-14	L	4/6	@ DENVER	19,155	99-105	28-27	L
2/4	CHARLOTTE	14,928	95-89	9-14	W	4/7	L.A. LAKERS	18,237	125-105	29-27	W
2/6	@ ATLANTA	11,823	99-90	10-14	W	4/9	@ MINNESOTA	17,274	114-90	30-27	W
2/7	@ MILWAUKEE	13,203	107-105	11-14	W	4/11	@ MEMPHIS	15,239	93-104	30-28	L
2/9	HOUSTON	16,122	89-96	11-15	L	4/13	@ HOUSTON	18,223	112-105	31-28	W
2/11	@ SACRAMENTO	16,964	98-84	12-15	W	4/14	@ SAN ANTONIO	18,581	91-105	31-29	L
2/13	@ GOLDEN STATE	19,106	96-102	12-16	L	4/16	PORTLAND	15,322	125-107	32-29	W
2/14	@ DENVER	17,873	92-109	12-17	L	4/18	OKLAHOMA CITY	14,873	97-109	32-30	L
2/15	ATLANTA	15,392	99-101	12-18	L	4/19	L.A. CLIPPERS	14,644	93-90	33-30	W
2/17	@ L.A. LAKERS	18,997	99-111	12-19	L	4/21	DENVER	15,877	107-118	33-31	L
2/19	L.A. LAKERS	18,023	102-90	13-19	W	4/24	@ UTAH	19,911	88-100	33-32	L
2/20	WASHINGTON	13,921	104-88	14-19	W	4/25	SAN ANTONIO	17,172	106-110	33-33	L

## 11-12 Final Statistics

PLAYER	G	GS	MIN	3 PT			REBOUNDS			AST	PF-DQ	STL	TO	BLK	PTS-AVG		
				FGM-FGA	PCT	FTM-FTA	PCT	OR-DR	TOT								
GORTAT	66	66	2114	427-769	.555	0-2	.000	163-251	.649	185-474	659	59	142-1	48	90	99	1017-15.4
DUDLEY	65	60	2020	312-643	.485	80-209	.383	119-164	.726	95-206	301	112	107-0	49	72	19	823-12.7
NASH	62	62	1961	295-555	.532	55-141	.390	127-142	.894	26-160	186	664	53-0	38	229	8	772-12.5
BROWN	59	19	1400	251-598	.420	68-188	.362	80-99	.808	38-119	157	69	66-0	44	64	15	650-11.0
FRYE	64	59	1669	255-613	.416	91-263	.346	73-82	.890	71-308	379	88	176-0	42	63	70	674-10.5
HILL	49	46	1378	201-451	.446	14-53	.264	83-109	.761	29-142	171	107	88-0	41	65	29	499-10.2
REDD	51	2	770	144-360	.400	42-132	.318	88-111	.793	14-63	77	33	29-0	13	37	0	418-8.2
MORRIS	63	7	1227	174-436	.399	43-124	.347	76-106	.717	69-210	279	65	179-2	41	70	42	467-7.4
WARRICK	35	0	503	74-180	.411	1-10	.100	76-99	.768	31-61	92	30	35-0	8	36	3	225-6.4
TELFAIR	60	1	895	141-342	.412	33-105	.314	53-67	.791	20-71	91	138	120-0	41	68	12	368-6.1
LOPEZ	64	0	895	124-269	.461	0-0	—	100-140	.714	90-119	209	20	128-1	18	43	60	348-5.4
PRICE	36	8	517	49-130	.377	13-44	.295	20-25	.800	18-38	56	67	72-0	34	46	3	131-3.6
CHILDRESS	34	0	491	48-99	.485	4-24	.167	0-2	.000	31-64	95	34	38-0	14	9	6	100-2.9
SUNS	66	-	15840	2495-5445	.458	444-1295	.343	1058-1397	.757	717-2035	2752	1486	1233-4	431	928	366	6492-98.4
OPPONENTS	66	-	15840	2505-5510	.455	398-1131	.352	1100-1444	.762	802-2064	2866	1416	1293-3	526	929	288	6508-98.6



Season  
Review

## 12-13

## RECORD

25-57

The Phoenix Suns experienced an up-and-down season including a coaching change, with the club ultimately finishing with a 25-57 (.305) record. A highlight of the season illustrated the success of the franchise throughout its existence as the Suns won their 2000th game, reaching the milestone in the fourth fewest amount of games in NBA history.

A busy 2012 offseason saw the Suns sign free agents **Goran Dragic**, **Michael Beasley**, **P.J. Tucker** and make the winning amnesty bid on veteran **Luis Scola**. Phoenix also acquired 2012 first-round draft pick **Kendall Marshall**. A midseason trade with Houston added 2011 first-round pick **Marcus Morris** to the roster, joining his twin brother **Markieff Morris**.

The Suns opened the season 4-4 through eight games, but struggled to a 13-28 start which led to the team parting ways with head coach **Alvin Gentry** on Jan. 20. **Lindsey Hunter** replaced Gentry as interim head coach and remained at the helm through the end of the season. The Suns would finish with a 12-29 mark following the coaching change.

On Jan. 12 at Chicago, the Suns topped the Bulls 97-81 to notch the franchise's 2000th career victory. By reaching the 2000-win plateau in just 3599 games, Phoenix became the fourth fastest team in NBA history to reach 2000, with only Boston, the L.A. Lakers and Philadelphia doing so in fewer games.

Phoenix also made history on Feb. 22 as the Morris twins both played against the Celtics, joining the Suns' **Dick** and **Tom Van Arsdale** in 1976-77 as the second set of twins to team together in an NBA game. On March 8, the Morris brothers became the first twin teammates to both start in the game.

The 2012-13 season featured the breakthrough of Dragic as he led the Suns in points, assists and steals, and was one of just four players in the NBA to average at least 14.0 points, 7.0 assists and 1.50 steals. Tucker also emerged as a fan favorite due to his hard-nosed style of play, winning the 2012-13 Dan Majerle Hustle Award after returning to the NBA following five seasons playing internationally.



**FRONT ROW:** Head Athletic Trainer Aaron Nelson, Assistant Video Coordinator Nick U'Ren, Assistant Athletic Trainer Tom Maystadt, Strength and Conditioning Coach/Assistant Athletic Trainer Mike Elliott, Equipment Manager Jay Gaspar, Performance Recovery Consultant Tyler Wallace, Video Coordinator Elvis Valcarcel, Basketball Operations Intern Chris Darnell  
**MIDDLE ROW:** Assistant Coach Noel Gillespie, Assistant Coach Igor Kokoskov, Head Coach Lindsey Hunter, Kendall Marshall, P.J. Tucker, Jared Dudley, Goran Dragic, Diante Garrett, Shannon Brown, Assistant Coach Dan Panaggio, Player Development Coach Corey Gaines, Player Development Coach Ralph Sampson  
**BACK ROW:** Michael Beasley, Markieff Morris, Jermaine O'Neal, Channing Frye, Marcin Gortat, Hamed Haddadi, Luis Scola, Wesley Johnson, Marcus Morris

DATE	OPPONENT	ATTEND.	SCORE	REC.	W/L	DATE	OPPONENT	ATTEND.	SCORE	REC.	W/L
10/31	GOLDEN STATE	15,678	85-87	0-1	L	1/23	@ SACRAMENTO	12,741	106-96	14-28	W
11/2	DETROIT	15,107	92-89	1-1	W	1/24	L.A. CLIPPERS	16,017	93-88	15-28	W
11/4	@ ORLANDO	17,022	94-115	1-2	L	1/26	@ SAN ANTONIO	18,581	99-108	15-29	L
11/5	@ MIAMI	19,600	99-124	1-3	L	1/27	@ DALLAS	20,305	95-110	15-30	L
11/7	@ CHARLOTTE	13,905	117-110	2-3	W	1/30	L.A. LAKERS	17,184	92-86	16-30	W
11/9	CLEVELAND	15,236	107-105	3-3	W	2/1	DALLAS	16,304	99-109	16-31	L
11/10	@ UTAH	19,100	81-94	3-4	L	2/2	@ GOLDEN STATE	19,596	93-113	16-32	L
11/12	DENVER	14,060	110-100	4-4	W	2/5	@ MEMPHIS	14,933	96-90	17-32	W
11/14	CHICAGO	15,305	106-112*	4-5	L	2/6	@ NEW ORLEANS	12,148	84-93	17-33	L
11/16	@ L.A. LAKERS	18,997	102-114	4-6	L	2/8	@ OKLAHOMA CITY	18,203	96-127	17-34	L
11/17	MIAMI	16,840	88-97	4-7	L	2/10	OKLAHOMA CITY	16,773	69-97	17-35	L
11/21	PORTLAND	14,263	114-87	5-7	W	2/12	@ L.A. LAKERS	18,997	85-91	17-36	L
11/23	NEW ORLEANS	14,020	111-108*	6-7	W	2/19	@ PORTLAND	20,499	102-98	18-36	W
11/25	@ PHILADELPHIA	14,518	101-104	6-8	L	2/20	@ GOLDEN STATE	19,596	98-108	18-37	L
11/27	@ CLEVELAND	13,687	91-78	7-8	W	2/22	BOSTON	18,422	88-113	18-38	L
11/28	@ DETROIT	10,517	77-117	7-9	L	2/24	SAN ANTONIO	14,923	87-97	18-39	L
11/30	@ TORONTO	18,246	97-101	7-10	L	2/26	MINNESOTA	14,973	84-83	19-39	W
12/2	@ NEW YORK	19,033	99-106	7-11	L	2/27	@ SAN ANTONIO	17,573	105-101	20-39	W
12/4	@ MEMPHIS	14,481	98-108*	7-12	L	3/1	ATLANTA	15,269	92-87	21-39	W
12/6	DALLAS	17,517	94-97	7-13	L	3/6	TORONTO	13,173	71-98	21-40	L
12/8	@ L.A. CLIPPERS	19,060	99-117	7-14	L	3/8	@ SACRAMENTO	13,501	112-121	21-41	L
12/9	ORLANDO	13,565	90-98	7-15	L	3/9	HOUSTON	16,734	107-105	22-41	W
12/12	MEMPHIS	13,093	82-80	8-15	W	3/11	DENVER	15,597	93-108	22-42	L
12/14	UTAH	14,182	99-84	9-15	W	3/13	@ HOUSTON	18,132	81-111	22-43	L
12/17	SACRAMENTO	13,068	101-99	10-15	W	3/15	@ ATLANTA	14,282	94-107	22-44	L
12/19	CHARLOTTE	13,308	121-104	11-15	W	3/16	@ WASHINGTON	16,882	105-127	22-45	L
12/22	@ PORTLAND	19,746	93-96	11-16	L	3/18	L.A. LAKERS	17,102	99-76	23-45	W
12/23	L.A. CLIPPERS	14,741	77-103	11-17	L	3/20	WASHINGTON	14,819	79-88	23-46	L
12/26	NEW YORK	15,153	97-99	11-18	L	3/22	MINNESOTA	16,155	86-117	23-47	L
12/28	@ INDIANA	15,288	91-97	11-19	L	3/24	BROOKLYN	14,800	100-102	23-48	L
12/29	@ MINNESOTA	19,356	107-111	11-20	L	3/27	@ UTAH	16,949	88-103	23-49	L
12/31	@ OKLAHOMA CITY	18,203	96-119	11-21	L	3/28	SACRAMENTO	15,086	103-117	23-50	L
1/2	PHILADELPHIA	16,034	95-89	12-21	W	3/30	INDIANA	17,090	104-112	23-51	L
1/4	UTAH	14,874	80-87	12-22	L	4/3	@ L.A. CLIPPERS	19,137	101-126	23-52	L
1/6	MEMPHIS	13,197	81-92	12-23	L	4/5	GOLDEN STATE	18,422	107-111	23-53	L
1/8	@ MILWAUKEE	13,104	99-108	12-24	L	4/7	NEW ORLEANS	16,780	92-95	23-54	L
1/9	@ BOSTON	18,624	79-87	12-25	L	4/9	@ HOUSTON	16,673	98-101	23-55	L
1/11	@ BROOKLYN	16,272	79-99	12-26	L	4/10	@ DALLAS	19,225	102-91	24-55	W
1/12	@ CHICAGO	21,874	97-81	13-26	W	4/13	@ MINNESOTA	16,701	93-105	24-56	L
1/14	OKLAHOMA CITY	14,951	90-102	13-27	L	4/15	HOUSTON	17,135	119-112	25-56	W
1/17	MILWAUKEE	15,963	94-98	13-28	L	4/17	@ DENVER	17,539	98-118	25-57	L

\*Overtime

## 12-13 Final Statistics

PLAYER	G	GS	MIN	3PT			REBOUNDS			PF	DQ	STL	TO	BLK	PTS	AVG	
				FGM	FGA	PCT	FTM	FTA	PCT								OR-DR
DRAGIC	77	77	2581	401-906	.443	88-276	.319	244-326	.748	60-178	238	569	214-1	124	212	26	1134-14.7
SCOLA	82	67	2184	432-915	.472	3-16	.188	181-230	.787	158-383	541	182	257-6	67	126	35	1048-12.8
GORTAT	61	61	1876	295-566	.521	0-3	.000	90-138	.652	128-388	516	75	127-0	40	99	98	680-11.1
DUDLEY	79	50	2170	313-669	.468	106-271	.391	129-162	.796	79-166	245	203	128-0	75	101	8	861-10.9
BROWN	59	22	1402	240-571	.420	39-141	.277	98-125	.784	44-105	149	108	92-0	59	74	15	617-10.5
BEASLEY	75	20	1554	310-766	.405	45-144	.313	94-126	.746	52-230	282	111	107-0	31	144	34	759-10.1
O'NEAL	55	4	1029	179-371	.482	0-0	—	96-115	.835	82-211	293	42	126-0	19	73	78	454-8.3
MARK MORRIS	82	32	1837	266-653	.407	45-134	.336	93-127	.732	131-265	396	108	209-3	77	104	64	670-8.2
JOHNSON	50	21	953	161-396	.407	50-155	.323	27-35	.771	21-102	123	34	56-0	22	48	18	399-8.0
MARC MORRIS	23	6	370	51-126	.405	12-39	.308	17-42	.405	17-41	58	15	40-0	18	24	4	131-5.7
TUCKER	79	45	1910	210-444	.473	22-70	.314	64-86	.744	132-218	350	109	145-1	62	67	19	506-6.4
TELFAIR	46	2	795	94-247	.381	43-113	.381	44-57	.772	12-56	68	114	84-0	28	53	10	275-6.0
MARSHALL	48	3	702	56-151	.371	23-73	.315	8-14	.571	4-38	42	143	48-0	22	57	4	143-3.0
HADDADI	17	0	235	28-61	.459	0-0	—	13-25	.520	33-54	87	8	45-0	5	27	21	69-4.1
GARRETT	19	0	149	16-49	.327	3-15	.200	5-10	.500	5-10	15	31	5-0	10	16	0	40-2.1
ZELLER	16	0	58	9-26	.346	1-5	.200	0-0	—	1-9	10	3	5-0	0	0	0	19-1.2
SUNS	82	-	19805	3061-6917	.443	480-1455	.330	1203-1618	.744	959-2454	3413	1855	1688-11	659	1278	434	7805-95.2
OPPONENTS	82	-	19805	3181-6771	.470	568-1464	.388	1405-1855	.757	958-2598	3556	1870	1511-4	684	1258	421	8335-101.6

# Season Review 13-14

**RECORD**
**48-34**

Despite pundits forecasting the team to finish near the bottom of the league prior to the season, the Suns were the story of the NBA, finishing with a 48-34 (.585) record and staying in the midst of a furious chase for the Western Conference playoffs until the season's final days. Phoenix finished one game back of the No. 8 seed in the West and tied for the second-most victories without making the postseason in league history.

In former Suns' All-Star **Jeff Hornacek's** first season as an NBA head coach he led the team to the league's biggest turnaround in 2013-14, improving to 48 wins after winning 25 games in 2012-13. Seven of the Suns' eight leading scorers averaged career-highs in points as the team featured a wide-open attack that led the NBA in fast break points.

The Suns' attack was led by offseason acquisitions **Eric Bledsoe**, **Gerald Green** and **Miles Plumlee** as well as **Goran Dragic**, **P.J. Tucker**, and **Marcus** and **Markieff Morris**. **Channing Frye** returned and started all 82 games after missing the entire 2012-13 season with a dilated cardiomyopathy.

The emergence of Dragic was especially vital to the Suns' success as the Dragon won the NBA Most Improved Player Award and earned All-NBA Third Team honors after becoming just the fourth player in league history to average at least 20 points and five assists while shooting over 50 percent from the field and 40 percent from behind the arc, joining LeBron James, Larry Bird and his head coach, Hornacek. Green (fourth) and Markieff Morris (tenth) also enjoyed breakthrough seasons as both finished in the top ten of balloting for NBA Most Improved Player along with Dragic.

Hornacek, who orchestrated what tied for the third biggest season-to-season turnaround in Suns history, earned Western Conference Coach of the Month honors for December after leading the team to a 10-3 record and in doing so became the first person in NBA history to win both Coach of the Month and Player of the Month (December 1991) honors with the same team.



**FRONT ROW:** Assistant Equipment Manager Eric Hallman, Assistant Athletic Trainer/Rehabilitation Coordinator Tom Maystadt, Athletic Trainer/Performance & Recovery Specialist Adam Annaccone, Athletic Trainer/Head Strength & Conditioning Coach Mike Elliott, Equipment Manager Jay Gaspar, Vice President of Athlete Care/Head Athletic Trainer Aaron Nelson, Video Coordinator Nick U'Ren, Assistant Video Coordinator Bret Burchard, Video Intern Josh Broghamer, Basketball Operations Intern Chris Darnell

**MIDDLE ROW:** Player Development Coach Irving Roland, Assistant Coach Mark West, Assistant Coach Jerry Sichting, Head Coach Jeff Hornacek, Archie Goodwin, Eric Bledsoe, Goran Dragic, Ish Smith, Leandro Barbosa, Assistant Coach Mike Longabardi, General Manager Ryan McDonough, Assistant Coach Kenny Gattison, Player Development Coach Corey Gaines

**BACK ROW:** Dionte Christmas, Gerald Green, Marcus Morris, Markieff Morris, Channing Frye, Alex Len, Miles Plumlee, Shavlik Randolph, P.J. Tucker

# FIFTY SEASONS

DATE	OPPONENT	ATTEND.	SCORE	REC.	W/L	DATE	OPPONENT	ATTEND.	SCORE	REC.	W/L
10/30	PORTLAND	17,208	104-91	1-0	W	1/24	WASHINGTON	16,198	95-101	24-18	L
11/1	UTAH	14,662	87-84	2-0	W	1/26	@CLEVELAND	15,872	99-90	25-18	W
11/3	@OKLAHOMA CITY	18,203	96-103	2-1	L	1/27	@PHILADELPHIA	10,793	124-113	26-18	W
11/5	@NEW ORLEANS	13,404	104-98	3-1	W	1/29	@MILWAUKEE	11,175	126-117	27-18	W
11/6	@SAN ANTONIO	17,870	96-99	3-2	L	1/30	@INDIANA	16,541	102-94	28-18	W
11/8	DENVER	15,145	114-103	4-2	W	2/1	CHARLOTTE	16,248	105-95	29-18	W
11/10	NEW ORLEANS	13,154	101-94	5-2	W	2/4	CHICAGO	16,636	92-101	29-19	L
11/13	@PORTLAND	19,537	89-90	5-3	L	2/5	@HOUSTON	18,217	108-122	29-20	L
11/15	BROOKLYN	15,984	98-100*	5-4	L	2/8	GOLDEN STATE	17,846	122-109	30-20	W
11/19	@SACRAMENTO	14,626	104-107	5-5	L	2/11	MIAMI	17,927	97-103	30-21	L
11/20	SACRAMENTO	12,705	106-113	5-6	L	2/18	@DENVER	16,461	112-107*	31-21	W
11/22	@CHARLOTTE	14,916	98-91	6-6	W	2/19	BOSTON	16,135	100-94	32-21	W
11/24	@ORLANDO	15,785	104-96	7-6	W	2/21	SAN ANTONIO	18,422	106-85	33-21	W
11/25	@MIAMI	19,758	92-107	7-7	L	2/23	HOUSTON	15,510	112-115	33-22	L
11/27	PORTLAND	12,731	120-106	8-7	W	2/25	MINNESOTA	16,273	101-110	33-23	L
11/29	@UTAH	18,435	112-101	9-7	W	2/26	@UTAH	19,639	86-109	33-24	L
11/30	UTAH	12,957	104-112	9-8	L	2/28	NEW ORLEANS	16,578	116-104	34-24	W
12/3	@MEMPHIS	15,069	91-110	9-9	L	3/2	ATLANTA	16,759	129-120	35-24	W
12/4	@HOUSTON	18,151	97-88	10-9	W	3/4	L.A. CLIPPERS	15,068	96-104	35-25	L
12/6	TORONTO	12,672	106-97	11-9	W	3/6	OKLAHOMA CITY	17,816	128-122	36-25	W
12/10	@L.A. LAKERS	18,997	114-108	12-9	W	3/9	@GOLDEN STATE	19,596	107-113	36-26	L
12/13	SACRAMENTO	14,128	116-107	13-9	W	3/10	@L.A. CLIPPERS	19,226	105-112	36-27	L
12/15	GOLDEN STATE	14,393	106-102	14-9	W	3/12	CLEVELAND	17,902	101-110	36-28	L
12/18	SAN ANTONIO	13,661	101-108	14-10	L	3/14	@BOSTON	18,624	87-80	37-28	W
12/20	@DENVER	15,974	103-99	15-10	W	3/16	@TORONTO	18,717	121-113	38-28	W
12/21	DALLAS	15,241	123-108	16-10	W	3/17	@BROOKLYN	17,401	95-108	38-29	L
12/23	L.A. LAKERS	14,814	117-90	17-10	W	3/19	ORLANDO	17,508	109-93	39-29	W
12/27	@GOLDEN STATE	19,596	86-115	17-11	L	3/21	DETROIT	18,422	98-92	40-29	W
12/28	PHILADELPHIA	15,623	115-101	18-11	W	3/23	@MINNESOTA	17,866	127-120	41-29	W
12/30	@L.A. CLIPPERS	19,278	107-88	19-11	W	3/24	@ATLANTA	12,240	102-95	42-29	W
1/2	MEMPHIS	14,844	91-99	19-12	L	3/26	@WASHINGTON	18,805	99-93	43-29	W
1/4	MILWAUKEE	14,344	116-100	20-12	W	3/28	NEW YORK	17,106	112-88	44-29	W
1/7	@CHICAGO	21,181	87-92	20-13	L	3/30	@L.A. LAKERS	18,355	99-115	44-30	L
1/8	@MINNESOTA	12,202	104-103	21-13	W	4/2	L.A. CLIPPERS	16,091	108-112	44-31	L
1/10	@MEMPHIS	17,049	99-104	21-14	L	4/4	@PORTLAND	20,089	109-93	45-31	W
1/11	@DETROIT	15,224	108-110	21-15	L	4/6	OKLAHOMA CITY	18,422	122-115	46-31	W
1/13	@NEW YORK	19,812	96-98*	21-16	L	4/9	@NEW ORLEANS	16,256	94-88	47-31	W
1/15	L.A. LAKERS	16,022	121-114	22-16	W	4/11	@SAN ANTONIO	18,581	104-112	47-32	L
1/17	DALLAS	16,486	107-110	22-17	L	4/12	@DALLAS	20,413	98-101	47-33	L
1/19	DENVER	16,211	117-103	23-17	W	4/14	MEMPHIS	18,422	91-97	47-34	L
1/22	INDIANA	16,465	124-100	24-17	W	4/16	@SACRAMENTO	17,317	104-99	48-34	W

\*Overtime

## 13-14 Final Statistics

PLAYER	G	GS	MIN	FGM-FGA	PCT	3 PT			FTM-FTA	PCT	REBOUNDS				TO	BLK	PTS-AVG
						FGM-FGA	PCT	FTM-FTA			OR-DR	TOT	AST	PF-DQ			
DRAGIC	76	75	2668	552-1093	.505	122-299	.408	316-416	.760	69-176	245	447	206-1	104	213	22	1542-20.3
BLEDSE	43	40	1416	265-556	.477	50-140	.357	183-237	.772	27-175	202	235	99-0	69	143	14	763-17.7
GREEN	82	48	2330	448-1006	.445	204-510	.400	195-230	.848	48-227	275	122	220-3	70	145	42	1295-15.8
MARK MORRIS	81	0	2153	411-845	.486	34-108	.315	259-327	.792	139-346	485	144	232-2	68	147	51	1115-13.8
FRYE	82	82	2312	336-778	.432	160-432	.370	78-95	.821	73-343	416	98	245-1	60	89	63	910-11.1
MARC MORRIS	82	1	1800	288-651	.442	99-260	.381	121-159	.761	84-235	319	88	157-0	72	95	18	796-9.7
TUCKER	81	81	2490	265-615	.431	74-191	.387	156-201	.776	161-368	529	141	204-2	110	102	23	760-9.4
PLUMLEE	80	79	1964	286-553	.517	0-0	—	74-132	.561	198-428	626	43	185-2	50	111	90	646-8.1
BARBOSA	20	0	368	56-131	.427	7-25	.280	31-39	.795	5-32	37	32	30-0	7	19	4	150-7.5
GOODWIN	52	0	533	76-167	.455	5-36	.139	37-55	.673	25-62	87	20	45-0	20	44	11	194-3.7
SMITH	70	1	1007	119-281	.423	1-23	.043	22-39	.564	31-98	129	179	66-0	49	65	13	261-3.7
CHRISTMAS	31	0	198	22-62	.355	9-31	.290	18-24	.750	13-25	38	8	19-0	2	6	3	71-2.3
LEN	42	3	362	33-78	.423	0-0	—	20-31	.645	39-60	99	4	68-0	4	26	18	86-2.0
RANDOLPH	14	0	95	7-14	.500	0-0	—	6-11	.545	7-18	25	1	15-0	3	5	1	20-1.4
KRAVTSOV	20	0	59	8-15	.533	0-0	—	4-8	.500	9-8	17	1	7-0	0	6	1	20-1.0
SUNS	82	19755	3172-6845	.463	765-2055	.372	1520-2004	.758	928-2601	3529	1563	1798-11	688	1258	374	8629-105.2	
OPPONENTS	82	19755	3118-6840	.456	556-1632	.341	1621-2115	.766	926-2586	3512	1664	1749-10	613	1258	332	8413-102.6	

# Season Review 14-15

**RECORD**
**39-43**

Following a number of midseason transactions that saw several changes in the team's rotation following the All-Star break, the Suns remained in the thick of the playoff race into the season's final month before ultimately finishing shy of .500 at 39-43 (.476) in Head Coach **Jeff Hornacek's** second season.

Phoenix made six trades during the season, notably adding **Brandon Knight**, who earned All-Star consideration with the Milwaukee Bucks prior to becoming a Sun, as well as **Brandan Wright**, who once again was among the league's best in field goal percentage and blocks per minute. Among the season's highlights were the continued improvement of **Eric Bledsoe** who averaged a team-high 17.0 points in addition to career-highs of 6.1 assists and 5.2 rebounds, and the emergence of **Alex Len** as one of the league's top shot blockers in his second season. **Markieff Morris** and **Marcus Morris** each had career seasons with Markieff averaging career-bests of 15.3 points and 6.2 rebounds while Marcus averaged career-highs of 10.4 points and 4.8 rebounds.

The Suns went 16-6 over a 22-game stretch that extended from mid-December to late-January to reach a season high of eight games over .500 at 28-20 on Jan. 30. Phoenix would then drop five of six games heading into the All-Star break before making three deals at the trade deadline, re-shaping their rotation. A four-game winning streak put the Suns at 38-33 on March 22, but ultimately injuries to Knight, who was limited to 11 games with Phoenix following his trade, and Len, who missed the season's final seven games, proved too much to overcome as the Suns faded after only being three games out of a playoff spot with 10 games remaining on their schedule.



**FRONT ROW:** Assistant Video Coordinator/Player Development Assistant Chris Darnell, Video Coordinator Bret Burchard, Equipment Manager Jay Gaspar, Head Strength and Conditioning Coach/Athletic Trainer Mike Elliott, Assistant Athletic Trainer/Rehabilitation Coordinator Tom Maystadt, Vice President, Athlete Care/Head Athletic Trainer Aaron Nelson, Athletic Trainer/Performance & Recovery Specialist Adam Annaccone, Assistant Equipment Manager Eric Hallman, Assistant Video Coordinator Ross Geiger

**MIDDLE ROW:** Player Development Coach Irving Roland, Assistant Coach Mark West, Head Coach Jeff Hornacek, Gerald Green, Archie Goodwin, Brandon Knight, Eric Bledsoe, Seth Curry, Marcus Thornton, Assistant Coach Jerry Sichting, Assistant Coach Mike Longabardi, Player Development Coach Corey Gaines, Assistant Coach Kenny Gattison

**BACK ROW:** Reggie Bullock, Danny Granger, Markieff Morris, Earl Barron, Alex Len, Brandan Wright, Marcus Morris, T.J. Warren, P.J. Tucker

# FIFTY SEASONS

DATE	OPPONENT	ATTEND.	SCORE	REC.	W/L	DATE	OPPONENT	ATTEND.	SCORE	REC.	W/L
10/29	L.A. LAKERS	17,523	119-99	1-0	W	1/16	MINNESOTA	17,441	110-99	24-18	W
10/31	SAN ANTONIO	15,050	94-89	2-0	W	1/19	L.A. LAKERS	17,435	115-100	25-18	W
11/1	@UTAH	17,721	91-118	2-1	L	1/21	PORTLAND	16,703	118-113	26-18	W
11/4	@L.A. LAKERS	18,997	112-106	3-1	W	1/23	HOUSTON	16,701	111-113	26-19	L
11/5	MEMPHIS	15,377	91-102	3-2	L	1/25	L.A. CLIPPERS	17,066	100-120	26-20	L
11/7	SACRAMENTO	15,476	112-114**	3-3	L	1/28	WASHINGTON	16,209	106-98	27-20	W
11/9	GOLDEN STATE	16,046	107-95	4-3	W	1/30	CHICAGO	18,055	99-93	28-20	W
11/12	BROOKLYN	15,184	112-104	5-3	W	1/31	@GOLDEN STATE	19,596	87-106	28-21	L
11/14	CHARLOTTE	16,291	95-103	5-4	L	2/2	MEMPHIS	17,199	101-102	28-22	L
11/15	@L.A. CLIPPERS	19,060	107-120	5-5	L	2/5	@PORTLAND	19,488	87-108	28-23	L
11/17	BOSTON	16,726	118-114	6-5	W	2/6	UTAH	18,055	100-93	29-23	W
11/19	@DETROIT	10,686	88-86	7-5	W	2/8	@SACRAMENTO	17,013	83-85	29-24	L
11/21	@PHILADELPHIA	16,789	122-96	8-5	W	2/10	HOUSTON	17,071	118-127	29-25	L
11/22	@INDIANA	16,870	106-83	9-5	W	2/20	@MINNESOTA	14,077	109-111	29-26	L
11/24	@TORONTO	19,800	100-104	9-6	L	2/21	@CHICAGO	22,292	107-112	29-27	L
11/26	DENVER	16,099	120-112	10-6	W	2/23	BOSTON	17,076	110-115	29-28	L
11/28	@DENVER	15,509	97-122	10-7	L	2/25	@DENVER	12,813	110-96	30-28	W
11/30	ORLANDO	15,558	90-93	10-8	L	2/26	OKLAHOMA CITY	17,514	117-113*	31-28	W
12/2	INDIANA	15,059	116-99	11-8	W	2/28	SAN ANTONIO	18,055	74-101	31-29	L
12/5	@DALLAS	20,010	118-106	12-8	W	3/2	@MIAMI	19,600	98-115	31-30	L
12/6	@HOUSTON	18,060	95-100	12-9	L	3/4	@ORLANDO	15,822	105-100	32-30	W
12/8	@L.A. CLIPPERS	19,060	120-121*	12-10	L	3/6	@BROOKLYN	16,445	108-100*	33-30	W
12/9	MIAMI	14,963	97-103	12-11	L	3/7	@CLEVELAND	20,562	79-89	33-31	L
12/12	DETROIT	17,007	103-105	12-12	L	3/9	GOLDEN STATE	18,055	80-98	33-32	L
12/14	@OKLAHOMA CITY	18,203	88-112	12-13	L	3/11	MINNESOTA	17,367	106-97	34-32	W
12/15	MILWAUKEE	17,327	94-96	12-14	L	3/13	ATLANTA	17,136	87-96	34-33	L
12/17	@CHARLOTTE	15,459	111-106	13-14	W	3/15	NEW YORK	17,264	102-89	35-33	W
12/20	@NEW YORK	19,812	99-90	14-14	W	3/19	NEW ORLEANS	18,055	74-72	36-33	W
12/21	@WASHINGTON	18,207	104-92	15-14	W	3/21	@HOUSTON	18,340	117-102	37-33	W
12/23	DALLAS	18,055	124-115	16-14	W	3/22	DALLAS	17,435	98-92	38-33	W
12/26	@SACRAMENTO	17,317	115-106	17-14	W	3/25	SACRAMENTO	17,589	99-108	38-34	L
12/28	@L.A. LAKERS	18,997	116-107	18-14	W	3/27	PORTLAND	17,219	81-87	38-35	L
12/30	@NEW ORLEANS	16,364	106-110	18-15	L	3/29	OKLAHOMA CITY	17,538	97-109	38-36	L
12/31	@OKLAHOMA CITY	18,203	134-137*	18-16	L	3/30	@PORTLAND	19,441	86-109	38-37	L
1/2	PHILADELPHIA	16,514	112-96	19-16	W	4/2	@GOLDEN STATE	19,596	106-107	38-38	L
1/4	TORONTO	17,166	125-109	20-16	W	4/4	UTAH	18,055	87-85	39-38	W
1/6	@MILWAUKEE	12,311	102-96	21-16	W	4/7	@ATLANTA	18,650	69-96	39-39	L
1/7	@MINNESOTA	10,547	113-111	22-16	W	4/8	@DALLAS	20,262	104-107	39-40	L
1/9	@SAN ANTONIO	18,581	95-100	22-17	L	4/10	@NEW ORLEANS	17,954	75-90	39-41	L
1/11	@MEMPHIS	17,212	110-122**	22-18	L	4/12	@SAN ANTONIO	18,581	91-107	39-42	L
1/13	CLEVELAND	16,819	107-100	23-18	W	4/14	L.A. CLIPPERS	18,055	101-112	39-43	L

\*Overtime

## 14-15 Final Statistics

PLAYER	G	GS	MIN	FGM-FGA	PCT	3 PT		FTM-FTA	PCT	REBOUNDS		AST	PF-DQ	STL	TO	BLK	PTS-AVG
						FGM-FGA	PCT			OR-DR	TOT						
BLED SOE	81	81	2800	468-1046	.447	88-272	.324	353-441	.800	72-351	423	493	189-1	127	74	45	1377-17.0
G. DRAGIC	52	52	1735	340-679	.501	66-186	.355	97-130	.746	51-134	185	211	120-1	50	114	9	843-16.2
MK. MORRIS	82	82	2581	512-1100	.465	57-179	.318	177-232	.763	110-396	506	192	245-4	101	170	39	1258-15.3
THOMAS	46	1	1181	218-512	.426	81-207	.391	184-211	.872	26-83	109	171	105-0	45	89	5	701-15.2
KNIGHT	11	9	347	51-143	.357	21-67	.313	24-29	.828	2-21	23	49	21-1	6	23	1	147-13.4
GREEN	74	4	1446	324-778	.416	137-387	.354	99-120	.825	33-153	186	91	145-1	42	104	12	884-11.9
MC. MORRIS	81	35	2045	331-763	.434	112-313	.358	71-113	.628	73-312	385	133	188-2	63	73	16	845-10.4
TUCKER	78	63	2383	261-596	.438	87-252	.345	104-143	.727	114-388	502	122	179-0	107	96	23	713-9.1
WRIGHT	40	7	858	120-207	.580	0-3	.000	40-60	.667	70-124	194	23	54-0	32	16	47	280-7.0
LEN	69	44	1518	179-353	.507	1-3	.333	73-104	.702	142-312	454	32	213-4	34	74	105	432-6.3
WARREN	40	1	614	113-214	.528	5-21	.238	14-19	.737	41-44	85	25	51-1	18	27	9	245-6.1
GOODWIN	41	2	535	79-201	.393	12-41	.293	61-83	.735	27-47	74	44	55-0	18	48	9	231-5.6
PLUMLEE	54	28	1005	107-195	.549	0-0	—	19-38	.500	95-179	274	27	99-0	35	45	55	233-4.3
THORNTON	9	0	81	13-40	.325	2-19	.105	4-5	.800	4-9	13	2	3-0	6	5	0	32-3.6
TOLLIVER	24	0	272	26-74	.351	24-62	.387	4-6	.667	6-38	44	10	20-0	4	11	1	80-3.3
ENNIS	8	0	58	9-21	.429	2-6	.333	2-2	1.000	1-6	7	14	3-0	0	8	2	22-2.8
BARRON	16	1	143	12-39	.308	2-4	.500	6-12	.500	14-14	28	5	26-0	4	5	2	32-2.0
MCKEAL	6	0	36	3-11	.273	1-2	.500	2-2	1.000	0-3	3	2	5-0	3	5	1	9-1.5
PRICE	5	0	44	3-14	.214	0-7	.000	0-0	—	0-3	3	6	5-0	0	1	0	6-1.2
RANDOLPH	16	0	101	6-25	.240	0-4	.000	5-10	.500	12-14	26	3	13-0	4	2	2	17-1.1
Z. DRAGIC	6	0	13	2-8	.250	0-5	.000	2-3	.667	2-1	3	1	1-0	0	0	0	6-1.0
BULLOCK	11	0	75	1-16	.063	0-7	.000	2-4	.500	1-9	10	2	2-0	1	2	2	4-0.4
CURRY	2	0	8	0-3	.000	0-1	.000	0-0	—	0-2	2	1	2-0	0	0	0	0-0.0
SUNS	82	-	19880	3178-7038	.452	698-2048	.341	1343-1767	.760	896-2643	3539	1659	1744-15	700	1238	385	8397-102.4
OPPONENTS	82	-	19880	3149-6972	.452	633-1798	.352	1540-2030	.759	951-2766	3717	1734	1664-8	651	1276	337	8471-103.3



Season  
Review

## 15-16

## RECORD

23-59

In a season that featured a coaching change, injuries to several key contributors and the emergence of **Devin Booker** as one of the league's best young players, the Suns showed improvement towards season's end before finishing with a 23-59 (.280) record.

The Suns opened the season 7-5, but following that start won only seven of their next 37 games to enter February with a 14-35 record. On Feb. 1 the Suns parted ways with **Jeff Hornacek**, naming **Earl Watson** interim head coach before he was retained as head coach following the season. After Watson took over, Phoenix averaged the second-most rebounds in the NBA and was one of the league's most improved defensive teams over the season's final month as they closed the season with wins in three of their final four games.

Contributing to the Suns' struggles, three of the team's leading scorers each missed significant time to injuries as **Eric Bledsoe** (20.4 ppg) missed the final 50 games, **Brandon Knight** (19.6 ppg) missed 30 games and **T.J. Warren** (11.6 ppg) missed the final 34 games.

Among the season's bright spots, Booker averaged 13.8 points and recorded a historic campaign by becoming the fourth-youngest player to reach 1,000 career points with only LeBron James, Kobe Bryant and Kevin Durant doing so at a younger age. On his way to earning NBA All-Rookie First Team honors, Booker averaged 18.5 points over the season's final 44 games after permanently entering the starting lineup, including six performances scoring 30-plus points. **Alex Len** continued his development, averaging a double-double (13.0 points, 10.3 rebounds) in 27 games following the All-Star break. **Mirza Teletovic** set an NBA record by making 179 three-pointers when coming off the bench.

On Oct. 30, the Suns organization gave its highest honor to one of the greatest players in team history, inducting two-time NBA MVP **Steve Nash** into the Ring of Honor.



**FRONT ROW:** Vice President, Athlete Care/Head Athletic Trainer Aaron Nelson, Head Strength and Conditioning Coach/Athletic Trainer Mike Elliott, Assistant Athletic Trainer/Rehabilitation Coordinator Tom Maystadt, Athletic Trainer/Performance & Recovery Specialist Adam Annaccone, Equipment Manager Jay Gaspar, Assistant Equipment Manager Denise Romero, Video Coordinator Bret Burchard, Assistant Video Coordinator Ross Geiger, Assistant Video Coordinator/Player Development Assistant Chris Darnell

**MIDDLE ROW:** Player Development Coach Irving Roland, Assistant Coach Nate Bjorkgren, Interim Head Coach Earl Watson, John Jenkins, Ronnie Price, Devin Booker, Eric Bledsoe, P.J. Tucker, Assistant Coach Corey Gaines, Assistant Coach Bob Hill, Player Development Coach Jason Fraser

**BACK ROW:** Archie Goodwin, Alan Williams, Mirza Teletovic, Alex Len, Tyson Chandler, Jon Leuer, T.J. Warren, Chase Budinger



# Season Review 16-17

**RECORD**
**24-58**

Despite a 24-58 (.293) record, the 2016-17 Suns season featured several history-making moments with the team's exciting young core providing a number of highlights.

Most memorably, **Devin Booker** scored a franchise record 70 points at Boston on March 24 to become just the sixth player in NBA history to score at least 70 in a game. At 20 years, 145 days old at the time of his performance, Booker became the youngest player to ever score 70 (or 60) as his 51 points in the second half alone were the most by any NBA player since Kobe Bryant in 2006. Booker was outstanding throughout the season as his 22.1 points per game were the third-highest ever by a player in a season that ends while still 20 years old or younger.

The Suns also made history by becoming the only team in the last 20 years to make four game-winning buzzer-beaters in a season as **Eric Bledsoe** made one (November 2 vs. Portland), Booker made two (February 3 at Sacramento, March 11 at Dallas) and **Tyler Ulis** hit one (March 5 vs. Boston).

In January, the Suns became the first team to play two regular-season games in Mexico in one season, splitting two games with Dallas and San Antonio at Mexico City Arena on January 12 and 14. On March 23 at Brooklyn, the Suns utilized the youngest starting lineup in NBA history as Ulis, Booker, **Derrick Jones Jr.**, **Marquese Chriss** and **Alex Len** combined for an average age of 21 years, 14 days.

Other highlights for the Suns include: Bledsoe averaging career-highs of 21.1 points and 6.3 assists; **T.J. Warren** posting a career-best 14.4 points per game; and **Tyson Chandler** leading the team with 11.5 rebounds per game, the most ever by a player in his 16th season or later. Chriss and Ulis became the first pair of Suns rookies since 1988 to each win Western Conference Rookie of the Month honors as Chriss won in January and Ulis earned the honor in April.

On March 3, the Suns organization gave its highest honor to the "Voice of the Suns" for nearly the length of the franchise's existence, inducting **Al McCoy** into the Ring of Honor.



**FRONT ROW:** Player Development Coach Scott Duncan, Assistant Video Coordinator Julian Mills, Head Video Coordinator/Player Development Assistant Chris Darnell, Vice President, Athlete Care/Head Athletic Trainer Aaron Nelson, Assistant Athletic Trainer/Sports Science Coordinator Quinton Sawyer, Head Strength & Conditioning Coach/Assistant Athletic Trainer/Director of Performance Mike Elliott, Assistant Athletic Trainer/Rehabilitation Coordinator Tom Maystadt, Equipment Manager Jay Gaspar, Assistant Equipment Manager Denise Romero, Assistant Coach/Player Development Coordinator Marlon Garnett, Assistant Video Coordinator Jason Tilton, Basketball Video Assistant Analyst Bryce Douglas

**MIDDLE ROW:** Player Development Coach Jason Fraser, Assistant Coach Nate Bjorkgren, Head Coach Earl Watson, Devin Booker, Ronnie Price, Brandon Knight, Eric Bledsoe, Tyler Ulis, Leandro Barbosa, Associate Head Coach Jay Triano, Assistant Coach Tyrone Corbin, Player Development Coach Mehmet Okur

**BACK ROW:** Derrick Jones Jr., Alan Williams, Marquese Chriss, Dragan Bender, Tyson Chandler, Alex Len, T.J. Warren, Jarrell Eddie, Jared Dudley

# FIFTY SEASONS

DATE	OPPONENT	ATTEND.	SCORE	REC.	W/L	DATE	OPPONENT	ATTEND.	SCORE	REC.	W/L
10/26	SACRAMENTO	18,055	94-113	0-1	L	1/19	@CLEVELAND	20,562	103-118	13-29	L
10/28	@OKLAHOMA CITY	18,203	110-113*	0-2	L	1/21	@NEW YORK	19,812	107-105	14-29	W
10/30	GOLDEN STATE	17,011	100-106	0-3	L	1/22	@TORONTO	19,800	115-103	15-29	W
10/31	@LA CLIPPERS	19,060	98-116	0-4	L	1/24	MINNESOTA	17,241	111-112	15-30	L
11/2	PORTLAND	17,284	118-115*	1-4	W	1/26	@DENVER	12,231	120-127	15-31	L
11/4	@NEW ORLEANS	15,379	112-111*	2-4	W	1/28	DENVER	18,055	112-123	15-32	L
11/6	@LA LAKERS	18,997	108-119	2-5	L	1/30	MEMPHIS	16,332	96-115	15-33	L
11/8	@PORTLAND	19,239	121-124	2-6	L	2/1	LA CLIPPERS	16,191	114-124	15-34	L
11/9	DETROIT	16,719	107-100	3-6	W	2/3	@SACRAMENTO	17,608	105-103	16-34	W
11/12	BROOKLYN	17,126	104-122	3-7	L	2/4	MILWAUKEE	17,192	112-137	16-35	L
11/13	@GOLDEN STATE	19,596	120-133	3-8	L	2/6	@NEW ORLEANS	15,888	106-111	16-36	L
11/16	@DENVER	10,247	104-120	3-9	L	2/8	@MEMPHIS	16,044	91-110	16-37	L
11/18	@INDIANA	16,780	116-96	4-9	W	2/10	CHICAGO	18,055	115-97	17-37	W
11/19	@PHILADELPHIA	18,125	105-120	4-10	L	2/11	@HOUSTON	18,055	102-133	17-38	L
11/21	@WASHINGTON	12,790	101-106	4-11	L	2/13	NEW ORLEANS	16,321	108-110	17-39	L
11/23	@ORLANDO	17,069	92-87	5-11	W	2/15	LA LAKERS	18,055	137-101	18-39	W
11/25	MINNESOTA	16,728	85-98	5-12	L	2/24	@CHICAGO	21,641	121-128*	18-40	L
11/27	DENVER	15,365	110-120	5-13	L	2/26	@MILWAUKEE	16,051	96-100	18-41	L
11/30	ATLANTA	15,909	109-107	6-13	W	2/28	@MEMPHIS	15,871	112-130	18-42	L
12/3	@GOLDEN STATE	19,596	109-138	6-14	L	3/2	CHARLOTTE	16,572	120-103	19-42	W
12/6	@UTAH	18,997	105-112	6-15	L	3/3	OKLAHOMA CITY	18,055	118-111	20-42	W
12/7	INDIANA	17,452	94-109	6-16	L	3/5	BOSTON	16,790	109-106	21-42	W
12/9	@LA LAKERS	16,989	119-115	7-16	W	3/7	WASHINGTON	16,372	127-131	21-43	L
12/11	NEW ORLEANS	16,949	119-120*	7-17	L	3/9	LA LAKERS	17,552	110-122	21-44	L
12/13	NEW YORK	16,429	113-111*	8-17	W	3/11	@DALLAS	20,324	100-98	22-44	W
12/15	SAN ANTONIO	17,165	92-107	8-18	L	3/12	PORTLAND	16,664	101-110	22-45	L
12/17	@OKLAHOMA CITY	18,203	101-114	8-19	L	3/15	SACRAMENTO	17,196	101-107	22-46	L
12/19	@MINNESOTA	12,008	108-115	8-20	L	3/17	@ORLANDO	16,880	103-109	22-47	L
12/21	HOUSTON	18,055	111-125	8-21	L	3/19	@DETROIT	19,588	95-112	22-48	L
12/23	PHILADELPHIA	16,535	123-116	9-21	W	3/21	@MIAMI	19,600	97-112	22-49	L
12/26	@HOUSTON	18,055	115-131	9-22	L	3/23	@BROOKLYN	15,141	98-126	22-50	L
12/28	@SAN ANTONIO	18,418	98-119	9-23	L	3/24	@BOSTON	18,624	120-130	22-51	L
12/29	TORONTO	18,055	99-91	10-23	W	3/26	@CHARLOTTE	17,292	106-120	22-52	L
12/31	@UTAH	19,911	86-91	10-24	L	3/28	@ATLANTA	13,412	91-95	22-53	L
1/2	@LA CLIPPERS	19,060	98-109	10-25	L	3/30	LA CLIPPERS	16,736	118-124	22-54	L
1/3	MIAMI	16,772	99-90	11-25	W	4/1	@PORTLAND	18,915	117-130	22-55	L
1/5	@DALLAS	19,570	102-95	12-25	W	4/2	HOUSTON	17,378	116-123	22-56	L
1/8	CLEVELAND	18,055	116-120	12-26	L	4/5	GOLDEN STATE	18,055	111-120	22-57	L
1/12	DALLAS @ MEXICO CITY	19,874	108-113	12-27	L	4/7	OKLAHOMA CITY	18,055	120-99	23-57	W
1/14	S.A. @ MEXICO CITY	20,532	108-105	13-27	W	4/9	DALLAS	18,055	124-111	24-57	W
1/16	UTAH	16,767	101-106	13-28	L	4/11	@SACRAMENTO	17,608	104-129	24-58	L

\*Overtime

## 16-17 Final Statistics

PLAYER	G	GS	MIN	3 PT			REBOUNDS			PF-DQ	STL	TO	BLK	PTS-AVG			
				FGM-FGA	PCT	FTM-FTA	PCT	OR-DR	TOT						AST		
BOOKER	78	78	2731	606-1431	.423	147-405	.363	367-441	.832	46-203	249	268	242-5	72	241	21	1726-22.1
BLEDSE	66	66	2176	449-1034	.434	104-310	.335	388-458	.847	52-268	320	418	164-1	91	224	31	1390-21.1
WARREN	66	59	2048	403-814	.495	26-98	.265	119-154	.773	125-214	339	75	175-0	76	57	39	951-14.4
KNIGHT	54	5	1140	209-525	.398	45-139	.324	132-154	.857	25-93	118	130	87-0	27	88	5	595-11.0
CHRIS	82	75	1743	284-632	.449	72-224	.321	113-181	.624	96-252	348	60	263-2	67	108	70	753-9.2
CHANDLER	47	46	1298	153-228	.671	0-0	---	91-124	.734	153-386	539	30	126-1	33	65	24	397-8.4
LEN	77	34	1560	230-463	.497	3-12	.250	150-208	.721	156-354	510	44	242-7	38	102	98	613-8.0
WILLIAMS	47	0	708	138-267	.517	0-1	.000	70-112	.625	94-198	292	23	125-1	27	37	32	346-7.4
ULIS	61	15	1123	184-437	.421	21-79	.266	55-71	.775	20-75	95	226	73-0	48	77	5	444-7.3
TUCKER	57	17	1627	147-354	.415	46-136	.338	61-77	.792	94-248	342	73	143-0	85	52	14	401-7.0
DUDLEY	64	7	1362	157-346	.454	77-203	.379	43-65	.662	31-194	225	121	154-1	42	73	16	434-6.8
BARBOSA	67	0	963	172-392	.439	35-98	.357	40-45	.889	15-89	104	81	82-1	31	48	8	419-6.3
JONES	32	8	545	68-121	.562	3-11	.273	29-41	.707	39-40	79	12	63-1	14	13	13	168-5.3
EDDIE	5	0	62	6-19	.316	4-16	.250	8-9	.889	1-6	7	0	1-0	1	1	0	24-4.8
BENDER	43	0	574	57-161	.354	28-101	.277	4-11	.364	23-80	103	23	74-0	10	32	22	146-3.4
JENKINS	4	0	13	2-5	.400	1-2	.500	2-2	1.000	0-1	1	1	0-0	0	0	0	7-1.8
MILLSAP	2	0	23	1-7	.143	0-2	.000	1-2	5.000	3-3	6	1	2-0	0	2	0	3-1.5
PRICE	14	0	134	4-24	.167	3-17	.176	3-4	.750	3-8	11	18	14-0	11	3	1	14-1.0
SUNS	82	-	19830	3270-7260	.450	615-1854	.332	1676-2159	.776	976-2712	3688	1604	2030-20	673	1264	399	8831-107.7
OPPONENTS	82	-	19830	3300-7070	.467	825-2159	.382	1868-2387	.783	840-2772	3612	1818	1822-5	663	1222	435	9293-113.3

# All-Time Roster

Suns All-Time Roster

**33 Alvan Adams 6'9" 222 lbs. F/C Oklahoma**

Acquired: 1st rd., 1975 NBA Draft (4th Overall). Departed: Retired 4/29/88.

YEAR	G	MIN	FGM	FGA	PCT	FTM	FTA	PCT	OR	DR	TR	AVG	AST	AVG	TO	STL	BLK	PTS	AVG
75-76	80	33.2	629	1341	.469	261	355	.735	215	512	727	9.1	450	5.6	—	121	116	1516	19.0
76-77	72	31.6	522	1102	.474	252	334	.754	180	472	652	9.1	322	4.5	—	95	87	1296	18.0
77-78	70	27.3	434	895	.485	214	293	.730	158	407	565	8.1	225	3.2	234	86	63	1082	15.5
78-79	77	30.7	569	1073	.530	231	289	.799	220	485	705	9.2	360	4.7	279	110	63	1369	17.8
79-80	75	28.9	465	875	.531	188	236	.797	158	451	609	8.1	322	4.3	218	108	55	1118	14.9
80-81	75	27.4	458	870	.526	199	259	.768	157	389	546	7.3	344	4.6	226	106	69	1115	14.9
81-82	79	30.3	507	1027	.494	182	233	.781	138	448	586	7.4	356	4.5	196	114	78	1196	15.1
82-83	80	30.6	477	981	.486	180	217	.829	161	387	548	6.9	376	4.7	242	114	74	1135	14.2
83-84	70	20.7	269	582	.462	132	160	.825	118	201	319	6.6	219	3.1	117	73	32	670	9.6
84-85	82	26.0	476	915	.520	250	283	.883	153	347	500	6.1	308	3.8	197	115	48	1202	14.7
85-86	78	25.7	341	679	.502	159	203	.783	148	329	477	6.1	324	4.2	206	103	46	841	10.8
86-87	68	24.9	311	618	.503	134	170	.788	91	247	338	5.0	223	3.3	139	62	37	756	11.1
87-88	82	20.1	251	506	.496	108	128	.844	118	247	365	4.5	183	2.2	140	82	41	611	7.5
<b>TOTALS</b>	<b>988</b>	<b>27.5</b>	<b>5709</b>	<b>11464</b>	<b>.498</b>	<b>2490</b>	<b>3160</b>	<b>.788</b>	<b>2015</b>	<b>4922</b>	<b>6937</b>	<b>7.0</b>	<b>4012</b>	<b>4.1</b>	<b>2194</b>	<b>1289</b>	<b>809</b>	<b>13907</b>	<b>14.1</b>

**PLAYOFFS**

75-76	19	35.2	137	303	.452	67	82	.817	54	137	191	10.0	98	5.2	—	24	20	341	17.9
77-78	2	35.5	15	33	.455	2	2	1.000	8	8	16	8.0	4	2.0	9	2	1	32	16.0
78-79	12	31.0	66	139	.475	22	31	.710	25	65	90	7.5	53	4.4	36	11	12	154	12.8
79-80	8	31.4	56	99	.566	17	19	.895	18	59	77	9.6	46	5.8	24	7	10	129	16.1
80-81	7	31.1	27	60	.450	20	28	.714	11	30	41	5.9	26	3.7	19	4	1	74	10.6
81-82	7	33.3	48	92	.522	22	28	.786	19	32	51	7.3	26	3.7	21	14	10	118	16.9
82-83	3	28.0	15	32	.469	5	7	.714	3	15	18	6.0	14	4.7	5	2	5	35	11.7
83-84	17	18.4	53	126	.421	36	53	.679	27	60	87	5.1	42	2.5	34	17	11	142	8.4
84-85	3	26.3	23	46	.500	5	6	.833	4	13	17	5.7	11	3.7	6	7	7	51	17.0
<b>TOTALS</b>	<b>78</b>	<b>29.4</b>	<b>440</b>	<b>930</b>	<b>.473</b>	<b>196</b>	<b>256</b>	<b>.766</b>	<b>169</b>	<b>419</b>	<b>588</b>	<b>7.5</b>	<b>320</b>	<b>4.1</b>	<b>154</b>	<b>88</b>	<b>77</b>	<b>1076</b>	<b>13.8</b>

**12 Rafael Addison 6'7" 226 lbs. G/F Syracuse**

Acquired: 2nd rd., 1986 NBA Draft (39th Overall). Departed: Waived 10/19/87.

YEAR	G	MIN	FGM	FGA	PCT	FTM	FTA	PCT	OR	DR	TR	AVG	AST	AVG	TO	STL	BLK	PTS	AVG
86-87	62	11.5	146	331	.441	51	64	.797	41	65	106	1.7	45	0.7	54	27	7	359	5.8

**22 Danny Ainge 6'5" 195 lbs. G Brigham Young**

Acquired: Signed as free agent 7/3/92. Departed: Retired 9/18/95.

YEAR	G	MIN	FGM	FGA	PCT	FTM	FTA	PCT	OR	DR	TR	AVG	AST	AVG	TO	STL	BLK	PTS	AVG
92-93	80	27.0	337	730	.462	123	145	.848	49	165	214	2.7	260	3.3	113	69	8	947	11.8
93-94	68	22.9	224	537	.417	78	94	.830	28	103	131	1.9	180	2.6	81	57	8	606	8.9
94-95	74	18.6	194	422	.460	105	130	.808	25	84	109	1.5	210	2.8	79	46	7	571	7.7
<b>TOTALS</b>	<b>222</b>	<b>22.9</b>	<b>755</b>	<b>1689</b>	<b>.447</b>	<b>306</b>	<b>369</b>	<b>.829</b>	<b>102</b>	<b>352</b>	<b>454</b>	<b>2.05</b>	<b>650</b>	<b>2.9</b>	<b>273</b>	<b>172</b>	<b>23</b>	<b>2124</b>	<b>9.6</b>

**PLAYOFFS**

'92-93	24	24.6	64	170	.376	34	39	.872	20	40	60	2.5	56	2.3	22	12	2	195	8.1
'93-94	10	23.0	27	59	.458	15	21	.714	7	16	23	2.3	21	2.1	5	6	1	86	8.6
'94-95	10	13.7	19	38	.500	10	11	.909	2	8	10	1.0	10	1.0	6	5	0	60	6.0
<b>TOTALS</b>	<b>44</b>	<b>21.8</b>	<b>110</b>	<b>267</b>	<b>.412</b>	<b>59</b>	<b>71</b>	<b>.831</b>	<b>29</b>	<b>64</b>	<b>93</b>	<b>2.1</b>	<b>87</b>	<b>2.0</b>	<b>33</b>	<b>23</b>	<b>3</b>	<b>341</b>	<b>7.8</b>

**17 Louis Amundson 6'9" 238 lbs. F Nevada-Las Vegas**

Acquired: Signed as free agent 8/14/08. Departed: Contract expired 6/30/10.

YEAR	G	MIN	FGM	FGA	PCT	FTM	FTA	PCT	OR	DR	TR	AVG	AST	AVG	TO	STL	BLK	PTS	AVG
08-09	76	13.7	134	250	.536	53	120	.442	128	142	270	3.6	28	0.4	56	32	65	321	4.2
09-10	79	14.8	152	276	.551	67	123	.545	128	218	346	4.4	31	0.4	57	24	73	371	4.7
<b>TOTALS</b>	<b>155</b>	<b>14.3</b>	<b>286</b>	<b>526</b>	<b>.544</b>	<b>120</b>	<b>243</b>	<b>.494</b>	<b>256</b>	<b>350</b>	<b>616</b>	<b>4.0</b>	<b>59</b>	<b>0.4</b>	<b>113</b>	<b>56</b>	<b>138</b>	<b>692</b>	<b>4.5</b>

**PLAYOFFS**

'09-10	16	12.1	19	36	.528	9	21	.429	30	26	56	3.5	1	0.1	6	6	7	47	2.9
--------	----	------	----	----	------	---	----	------	----	----	----	-----	---	-----	---	---	---	----	-----

**21 Robert Archibald 6'11" 250 lbs. F Illinois**

Acquired: From Memphis 9/30/03 with Brevin Knight, Cezary Trybanski for Bo Outlaw, Jake Tsakalidis. Departed: To Orlando 12/26/03 for a conditional 2005 2nd rd. pick.

YEAR	G	MIN	FGM	FGA	PCT	FTM	FTA	PCT	OR	DR	TR	AVG	AST	AVG	TO	STL	BLK	PTS	AVG
03-04	1	6.0	0	1	.000	1	2	.500	0	1	1	1.0	1	1.0	1	0	0	1	1.0





# 2017-18 PHOENIX SUNS

**22 Matt Barnes** 6'7" 226 lbs. F UCLA

Acquired: Signed as a free agent 7/22/08. Departed: Contract expired 6/30/09.

YEAR	G	MIN	FGM	FGA	PCT	FTM	FTA	PCT	OR	DR	TR	AVG	AST	AVG	TO	STL	BLK	PTS	AVG
'08-09	77	27.0	285	674	.423	101	136	.743	79	342	421	5.5	212	2.8	130	52	26	788	10.2

**12 Andre Barrett** 5'10" 173 lbs. G Seton Hall

Acquired: Signed a 10-day contract 3/1/06. Departed: Released from his second 10-day contract 3/15/06.

YEAR	G	MIN	FGM	FGA	PCT	FTM	FTA	PCT	OR	DR	TR	AVG	AST	AVG	TO	STL	BLK	PTS	AVG
'05-06	2	10.5	3	7	.429	3	3	1.000	1	2	3	1.5	2	1.0	1	0	0	9	4.5

**30 Earl Barron** 7'0" 250 lbs. C Memphis

Acquired: Signed as free agent 11/16/10; Signed to 10-day contracts 2/21/15, 3/3/15, signed for remainder of season 3/13/15.

Departed: Waived 12/21/10; Contract expired 6/30/15.

YEAR	G	MIN	FGM	FGA	PCT	FTM	FTA	PCT	OR	DR	TR	AVG	AST	AVG	TO	STL	BLK	PTS	AVG
'10-11	12	15.3	12	51	.235	12	20	.600	16	24	40	3.3	4	0.3	11	6	4	36	3.0
'14-15	16	8.9	12	39	.308	6	12	.500	14	14	28	1.8	5	0.3	5	4	2	32	2.0
<b>TOTALS</b>	<b>28</b>	<b>11.6</b>	<b>24</b>	<b>90</b>	<b>.267</b>	<b>18</b>	<b>32</b>	<b>.563</b>	<b>30</b>	<b>38</b>	<b>68</b>	<b>2.4</b>	<b>9</b>	<b>0.3</b>	<b>16</b>	<b>10</b>	<b>6</b>	<b>68</b>	<b>2.4</b>

**3 Kenny Battle** 6'6" 211 lbs. F Illinois

Acquired: From Detroit following 1989 NBA Draft with Micheal Williams for Anthony Cook (24th Overall).

Departed: Waived 1/23/91.

YEAR	G	MIN	FGM	FGA	PCT	FTM	FTA	PCT	OR	DR	TR	AVG	AST	AVG	TO	STL	BLK	PTS	AVG
'89-90	59	12.4	93	170	.547	55	82	.671	44	80	124	2.1	38	0.6	32	35	11	242	4.1
'90-91	16	16.4	38	86	.442	20	29	.690	21	32	53	3.3	15	0.9	13	19	6	96	6.0
<b>TOTALS</b>	<b>75</b>	<b>13.3</b>	<b>131</b>	<b>256</b>	<b>.512</b>	<b>75</b>	<b>111</b>	<b>.676</b>	<b>65</b>	<b>112</b>	<b>177</b>	<b>2.4</b>	<b>53</b>	<b>.71</b>	<b>45</b>	<b>54</b>	<b>17</b>	<b>338</b>	<b>4.5</b>

**PLAYOFFS**

'89-90	8	4.3	4	13	.308	1	1	1.000	1	4	5	0.6	0	0.0	—	0	0	9	1.1
--------	---	-----	---	----	------	---	---	-------	---	---	---	-----	---	-----	---	---	---	---	-----

**0 Michael Beasley** 6'10" 245 lbs. F Kansas State

Acquired: Signed as free agent 7/20/12. Departed: Waived 9/3/13.

YEAR	G	MIN	FGM	FGA	PCT	FTM	FTA	PCT	OR	DR	TR	AVG	AST	AVG	TO	STL	BLK	PTS	AVG
'12-13	75	20.7	310	766	.405	94	126	.746	52	230	282	3.8	111	1.5	144	31	34	759	10.1

**50 William Bedford** 7'1" 235 lbs. C Memphis State

Acquired: 1st rd., 1986 NBA Draft (6th Overall). Departed: To Detroit 6/19/87 for 1st rd. pick.

YEAR	G	MIN	FGM	FGA	PCT	FTM	FTA	PCT	OR	DR	TR	AVG	AST	AVG	TO	STL	BLK	PTS	AVG
'86-87	50	19.6	142	358	.397	50	86	.581	79	167	246	4.9	57	1.1	85	18	37	334	6.7

**14 Charlie Bell** 6'3" 200 lbs. G Michigan State

Acquired: Signed as free agent 7/23/01. Departed: Waived 12/11/01.

YEAR	G	MIN	FGM	FGA	PCT	FTM	FTA	PCT	OR	DR	TR	AVG	AST	AVG	TO	STL	BLK	PTS	AVG
'01-02	5	8.4	3	11	.273	2	2	1.000	2	2	4	0.8	2	0.4	5	0	0	8	1.6

**19 Raja Bell** 6'5" 215 lbs. G Florida International

Acquired: Signed as a free agent on 8/3/05. Departed: Traded along with Boris Diaw and Sean Singletary to Charlotte on 12/10/08 in exchange for Jason Richardson, Jared Dudley and a 2010 second-round pick.

YEAR	G	MIN	FGM	FGA	PCT	FTM	FTA	PCT	OR	DR	TR	AVG	AST	AVG	TO	STL	BLK	PTS	AVG
'05-06	79	37.5	425	930	.457	115	146	.788	44	209	253	3.2	207	2.6	89	76	22	1162	14.7
'06-07	78	37.4	410	950	.432	118	152	.776	48	203	251	3.2	196	2.5	83	50	22	1143	14.7
'07-08	75	35.3	317	753	.421	79	91	.868	47	227	274	3.7	168	2.2	65	54	27	889	11.9
'08-09	22	32.4	76	177	.429	16	21	.762	8	56	64	2.9	29	1.3	18	13	2	212	9.6
<b>TOTALS</b>	<b>254</b>	<b>36.4</b>	<b>1228</b>	<b>2810</b>	<b>.437</b>	<b>328</b>	<b>410</b>	<b>.800</b>	<b>147</b>	<b>695</b>	<b>842</b>	<b>3.3</b>	<b>600</b>	<b>2.4</b>	<b>255</b>	<b>193</b>	<b>73</b>	<b>3406</b>	<b>13.4</b>

**PLAYOFFS**

'05-06	17	39.6	79	165	.479	34	41	.829	8	40	48	2.8	37	2.2	10	11	4	232	13.6
'06-07	11	39.8	40	87	.460	12	14	.857	6	27	33	3.0	20	1.8	15	10	2	112	10.2
'07-08	5	43.0	21	37	.568	13	16	.813	6	22	28	5.6	11	2.2	5	2	1	68	13.6
<b>TOTALS</b>	<b>33</b>	<b>40.2</b>	<b>140</b>	<b>289</b>	<b>.484</b>	<b>59</b>	<b>71</b>	<b>.831</b>	<b>20</b>	<b>89</b>	<b>109</b>	<b>3.3</b>	<b>68</b>	<b>2.1</b>	<b>30</b>	<b>23</b>	<b>7</b>	<b>412</b>	<b>12.5</b>

**8 Mario Bennett** 6'9" 235 lbs. F Arizona State

Acquired: 1st rd., 1995 NBA Draft (27th Overall). Departed: Waived 10/29/96.

YEAR	G	MIN	FGM	FGA	PCT	FTM	FTA	PCT	OR	DR	TR	AVG	AST	AVG	TO	STL	BLK	PTS	AVG
'95-96	19	12.1	29	64	.453	27	42	.643	21	28	49	2.6	6	0.3	11	11	11	85	4.5

**12 Eddie Biedenbach** 6'1" 175 lbs. G N.C. State

Acquired: Signed as free agent 10/18/68. Departed: Waived 11/21/68.

YEAR	G	MIN	FGM	FGA	PCT	FTM	FTA	PCT	OR	DR	TR	AVG	AST	AVG	TO	STL	BLK	PTS	AVG
'68-69	7	2.6	0	6	.000	4	6	.667	—	—	2	0.3	3	0.4	—	—	—	4	0.6

**40 Corie Blount** 6'10" 242 lbs. F Cincinnati

Acquired: Signed as free agent 9/9/99. Departed: To Golden State 1/26/01 with Ruben Garces, Paul McPherson for Vinny Del Negro.

YEAR	G	MIN	FGM	FGA	PCT	FTM	FTA	PCT	OR	DR	TR	AVG	AST	AVG	TO	STL	BLK	PTS	AVG
'99-00	38	11.7	44	89	.494	19	33	.576	52	61	113	3.0	10	0.3	15	7	28	107	2.8
'00-01	30	12.9	23	47	.489	8	15	.533	35	50	85	2.8	8	0.3	18	13	5	54	1.8
<b>TOTALS</b>	<b>68</b>	<b>12.3</b>	<b>67</b>	<b>136</b>	<b>.493</b>	<b>27</b>	<b>48</b>	<b>.563</b>	<b>87</b>	<b>111</b>	<b>198</b>	<b>2.9</b>	<b>18</b>	<b>0.3</b>	<b>33</b>	<b>20</b>	<b>33</b>	<b>161</b>	<b>2.4</b>

**PLAYOFFS**

'99-00	9	18.0	17	31	.548	10	18	.556	25	31	56	6.2	3	0.3	13	6	6	44	4.9
--------	---	------	----	----	------	----	----	------	----	----	----	-----	---	-----	----	---	---	----	-----

# FIFTY SEASONS

## 10 Dexter Boney 6'4" 220 lbs. G UNLV

Acquired: Signed as a free agent 1/31/97. Departed: Waived 2/20/97.

YEAR	G	MIN	FGM	FGA	PCT	FTM	FTA	PCT	OR	DR	TR	AVG	AST	AVG	TO	STL	BLK	PTS	AVG
'96-97	8	6.0	6	19	.316	6	8	.750	3	3	6	0.8	0	0.0		2	1	19	2.4

## 7 Dudley Bradley 6'6" 195 lbs. G North Carolina

Acquired: From Indiana 6/8/81 for two 2nd rd. picks. Departed: Waived 7/1/82.

YEAR	G	MIN	FGM	FGA	PCT	FTM	FTA	PCT	OR	DR	TR	AVG	AST	AVG	TO	STL	BLK	PTS	AVG
'81-82	64	14.6	125	281	.445	74	100	.740	30	57	87	1.4	80	1.3	71	78	10	325	5.1

### PLAYOFFS

'81-82	7	3.4	2	8	.250	1	1	1.000	0	1	1	0.1	5	0.7	5	1	1	5	0.7
--------	---	-----	---	---	------	---	---	-------	---	---	---	-----	---	-----	---	---	---	---	-----

## 23 Mike Bratz 6'2" 185 lbs. G Stanford

Acquired: 3rd rd., 1977 NBA Draft (66th Overall). Departed: Waived 7/1/80.

YEAR	G	MIN	FGM	FGA	PCT	FTM	FTA	PCT	OR	DR	TR	AVG	AST	AVG	TO	STL	BLK	PTS	AVG
'77-78	80	11.7	159	395	.403	56	68	.824	42	73	115	1.4	123	1.5	89	39	5	374	4.7
'78-79	77	16.8	242	533	.454	139	170	.818	55	86	141	1.8	179	2.3	135	64	7	623	8.1
'79-80	82	19.4	269	687	.392	141	162	.870	50	117	167	2.0	223	2.7	135	93	9	700	8.5
<b>TOTALS</b>	<b>239</b>	<b>16.0</b>	<b>670</b>	<b>1615</b>	<b>.415</b>	<b>336</b>	<b>400</b>	<b>.840</b>	<b>147</b>	<b>276</b>	<b>423</b>	<b>1.8</b>	<b>525</b>	<b>2.2</b>	<b>359</b>	<b>196</b>	<b>21</b>	<b>1697</b>	<b>7.1</b>

### PLAYOFFS

'77-78	2	4.5	1	5	.200	0	0	.000	0	0	0	0.0	1	0.5	0	0	0	2	1.0
'78-79	15	19.5	57	115	.496	45	59	.763	10	11	21	1.4	30	2.0	29	15	3	159	10.6
'79-80	8	21.1	43	84	.512	9	10	.900	6	14	20	2.5	16	2.0	13	9	0	104	13.0
<b>TOTALS</b>	<b>25</b>	<b>18.8</b>	<b>101</b>	<b>204</b>	<b>.495</b>	<b>54</b>	<b>69</b>	<b>.783</b>	<b>16</b>	<b>25</b>	<b>41</b>	<b>1.6</b>	<b>47</b>	<b>1.9</b>	<b>42</b>	<b>24</b>	<b>3</b>	<b>265</b>	<b>10.6</b>

## 0 Aaron Brooks 6'0" 161 lbs. G Oregon

Acquired: From Houston on 2/24/11 for Goran Dragic and a 2011 first-round pick. Departed: Restricted free agent signed to play in China; Suns still own his NBA rights

YEAR	G	MIN	FGM	FGA	PCT	FTM	FTA	PCT	OR	DR	TR	AVG	AST	AVG	TO	STL	BLK	PTS	AVG
'10-11	25	18.9	86	200	.430	46	57	.807	9	18	27	1.1	104	4.2	44	13	1	240	9.6

## 52 Chucky Brown 6'8" 215 lbs. F North Carolina State

Acquired: From Houston 8/19/96 with Mark Bryant, Sam Cassell and Robert Horry for Charles Barkley.

Departed: To Milwaukee 12/4/96 for Darrin Hancock and 2nd rd. pick.

YEAR	G	MIN	FGM	FGA	PCT	FTM	FTA	PCT	OR	DR	TR	AVG	AST	AVG	TO	STL	BLK	PTS	AVG
'96-97	10	8.3	13	26	.500	8	11	.727	3	13	16	1.6	4	0.4	4	0	2	34	3.4

## 11 Dee Brown 6'0" 181 lbs. G Illinois

Acquired: Signed as free agent 12/24/08. Departed: Released 1/6/09.

YEAR	G	MIN	FGM	FGA	PCT	FTM	FTA	PCT	OR	DR	TR	AVG	AST	AVG	TO	STL	BLK	PTS	AVG
'08-09	2	14.0	1	5	.200	2	2	1.000	0	1	1	0.5	3	1.5	3	0	0	5	2.5

## 4 Gerald Brown 6'4" 210 lbs. G Peppertine

Acquired: Signed as free agent 1/25/99. Departed: Waived 12/21/99.

YEAR	G	MIN	FGM	FGA	PCT	FTM	FTA	PCT	OR	DR	TR	AVG	AST	AVG	TO	STL	BLK	PTS	AVG
'98-99	33	7.2	33	89	.371	11	14	.786	5	17	22	0.7	31	0.9	22	5	1	80	2.4

## 41 Lorenzo Brown 6'5" 189 lbs. G North Carolina State

Acquired: Signed 10-day contracts 1/8/16 and 1/18/16. Departed: 10-day contract expired 1/27/16.

YEAR	G	MIN	FGM	FGA	PCT	FTM	FTA	PCT	OR	DR	TR	AVG	AST	AVG	TO	STL	BLK	PTS	AVG
'15-16	8	7.6	8	25	.320	3	4	.750	0	7	7	0.9	11	1.4	9	3	1	20	2.5

## 45 Mike Brown 6'10" 260 lbs. F George Washington

Acquired: Signed as free agent 4/5/97; 4/18/98. Departed: Contract expired on 6/30/97; 6/30/98.

YEAR	G	MIN	FGM	FGA	PCT	FTM	FTA	PCT	OR	DR	TR	AVG	AST	AVG	TO	STL	BLK	PTS	AVG
'96-97	6	13.8	5	12	.417	6	10	.600	9	16	25	4.2	5	0.8	2	1	1	16	2.7

### PLAYOFFS

'96-97	4	6.8	2	5	.400	7	8	.875	2	2	4	1.0	1	0.3	1	0	0	11	3.7
'97-98	1	1.0	0	0	—	0	0	—	0	0	0	0.0	0	0.0	0	0	0	0	0.0
<b>TOTALS</b>	<b>5</b>	<b>5.6</b>	<b>2</b>	<b>5</b>	<b>.400</b>	<b>7</b>	<b>8</b>	<b>.875</b>	<b>2</b>	<b>2</b>	<b>4</b>	<b>1.0</b>	<b>1</b>	<b>0.2</b>	<b>1</b>	<b>0</b>	<b>0</b>	<b>11</b>	<b>2.2</b>

## 0 Randy Brown 6'2" 190 lbs. G New Mexico State

Acquired: From Boston 2/20/02 with Joe Johnson, Milt Palacio, 2002 1st rd. pick (Casey Jacobsen) for Rodney Rogers and Tony Delk. Departed: Contract expired on 6/30/03.

YEAR	G	MIN	FGM	FGA	PCT	FTM	FTA	PCT	OR	DR	TR	AVG	AST	AVG	TO	STL	BLK	PTS	AVG
'02-03	32	8.2	16	43	.372	9	12	.750	3	23	26	0.8	35	1.1	17	17	2	41	1.3

## 26 Shannon Brown 6'4" 215 lbs. G Michigan State

Acquired: Signed as free agent 12/9/11. Departed: To Washington on 10/25/13 with Marcin Gortat, Malcolm Lee and Kendall Marshall for Emeka Okafor and a protected 2014 1st rd. pick.

YEAR	G	MIN	FGM	FGA	PCT	FTM	FTA	PCT	OR	DR	TR	AVG	AST	AVG	TO	STL	BLK	PTS	AVG
'11-12	59	23.7	251	598	.420	80	99	.808	38	119	157	2.7	69	1.2	64	44	15	650	11.0
'12-13	59	23.8	240	571	.420	98	125	.784	44	105	149	2.5	108	1.8	74	59	15	617	10.5
<b>TOTALS</b>	<b>118</b>	<b>23.7</b>	<b>491</b>	<b>1169</b>	<b>.420</b>	<b>178</b>	<b>224</b>	<b>.795</b>	<b>82</b>	<b>224</b>	<b>306</b>	<b>2.6</b>	<b>177</b>	<b>1.5</b>	<b>138</b>	<b>103</b>	<b>30</b>	<b>1267</b>	<b>10.7</b>

# 2017-18 PHOENIX SUNS

## 2 Mark Bryant 6'9" 245 lbs. F Seton Hall

**Acquired:** From Houston 8/19/96 with Chucky Brown, Sam Cassell and Robert Horry for Charles Barkley.  
**Departed:** To Chicago 1/23/99 with Martin Muirsepp, Bubba Wells, 1st rd. pick for Luc Longley.

YEAR	G	MIN	FGM	FGA	PCT	FTM	FTA	PCT	OR	DR	TR	AVG	AST	AVG	TO	STL	BLK	PTS	AVG
'96-97	41	24.8	152	275	.553	76	108	.704	67	145	212	5.2	47	1.1	46	22	5	380	9.3
'97-98	70	15.9	109	225	.484	73	95	.768	92	152	244	3.5	46	0.7	58	36	15	291	4.2
<b>TOTALS</b>	<b>111</b>	<b>2128</b>	<b>261</b>	<b>500</b>	<b>.522</b>	<b>149</b>	<b>203</b>	<b>.734</b>	<b>159</b>	<b>297</b>	<b>456</b>	<b>4.1</b>	<b>93</b>	<b>0.8</b>	<b>104</b>	<b>58</b>	<b>20</b>	<b>671</b>	<b>6.0</b>

### PLAYOFFS

'96-97	4	9.0	4	10	.400	3	3	1.000	1	3	4	1.0	—	—	2	—	—	11	2.8
'97-98	4	23.3	17	34	.500	6	12	.500	9	14	23	5.8	1	0.3	3	4	2	40	10.0
<b>TOTALS</b>	<b>8</b>	<b>16.1</b>	<b>21</b>	<b>44</b>	<b>.477</b>	<b>9</b>	<b>15</b>	<b>.600</b>	<b>10</b>	<b>17</b>	<b>27</b>	<b>3.4</b>	<b>1</b>	<b>0.1</b>	<b>5</b>	<b>4</b>	<b>2</b>	<b>51</b>	<b>6.4</b>

## 10 Chase Budinger 6'7" 215 lbs. G Arizona

**Acquired:** Signed as free agent 3/8/16. **Departed:** Contract expired 6/30/16.

YEAR	G	MIN	FGM	FGA	PCT	FTM	FTA	PCT	OR	DR	TR	AVG	AST	AVG	TO	STL	BLK	PTS	AVG
'15-16	17	11.8	23	45	.511	5	8	.625	12	17	29	1.7	15	0.9	13	3	1	55	3.2

## 26 Jud Buechler 6'6" 228 lbs. G/F Arizona

**Acquired:** From Detroit 7/18/01 with John Wallace for Clifford Robinson. **Departed:** To Orlando 11/16/01 in three-team trade with L.A. Clippers that also sent Vinny Del Negro to L.A. Clippers and brought Bo Outlaw and 1st rd. pick from Orlando.

YEAR	G	MIN	FGM	FGA	PCT	FTM	FTA	PCT	OR	DR	TR	AVG	AST	AVG	TO	STL	BLK	PTS	AVG
'01-02	6	9.0	2	6	.333	0	0	—	2	6	8	1.3	3	0.5	1	1	0	6	1.0

## 25 Reggie Bullock 6'7" 205 lbs. G North Carolina

**Acquired:** From L.A. Clippers 7/18/01 in three-team trade with Boston that sent Shavlik Randolph to Boston. **Departed:** To Detroit 7/9/15 with Danny Granger and Marcus Morris for 2nd rd. pick.

YEAR	G	MIN	FGM	FGA	PCT	FTM	FTA	PCT	OR	DR	TR	AVG	AST	AVG	TO	STL	BLK	PTS	AVG
'14-15	11	6.8	1	16	.063	2	4	.500	1	9	10	0.9	2	0.2	2	1	2	4	0.4

## 11 Pat Burke 6'11" 250 lbs. C Auburn

**Acquired:** Signed as free agent 8/18/05. **Departed:** Contract expired 6/30/07.

YEAR	G	MIN	FGM	FGA	PCT	FTM	FTA	PCT	OR	DR	TR	AVG	AST	AVG	TO	STL	BLK	PTS	AVG
'05-06	42	8.2	63	127	.496	13	21	.619	21	52	73	1.7	16	0.4	33	6	13	141	3.4
'06-07	23	7.1	23	65	.354	8	13	.615	12	35	47	2.0	5	0.2	7	3	2	60	2.6
<b>TOTALS</b>	<b>65</b>	<b>7.8</b>	<b>86</b>	<b>192</b>	<b>.448</b>	<b>21</b>	<b>34</b>	<b>.618</b>	<b>33</b>	<b>87</b>	<b>120</b>	<b>1.8</b>	<b>21</b>	<b>0.3</b>	<b>40</b>	<b>9</b>	<b>15</b>	<b>201</b>	<b>3.1</b>

### PLAYOFFS

'05-06	3	2.3	2	4	.500	0	1	1.000	1	2	3	1.0	0	0.0	0	0	1	5	1.7
'06-07	3	2.3	1	2	.500	0	0	0.000	0	1	1	0.3	0	0.0	0	0	1	2	0.7
<b>TOTALS</b>	<b>6</b>	<b>2.3</b>	<b>3</b>	<b>6</b>	<b>.500</b>	<b>0</b>	<b>1</b>	<b>1.000</b>	<b>1</b>	<b>3</b>	<b>4</b>	<b>0.7</b>	<b>0</b>	<b>0.0</b>	<b>0</b>	<b>0</b>	<b>2</b>	<b>7</b>	<b>1.2</b>

## 15 Steve Burt 6'2" 195 lbs. G Iowa

**Acquired:** Signed as free agent 2/14/92. **Departed:** Waived 7/2/92.

YEAR	G	MIN	FGM	FGA	PCT	FTM	FTA	PCT	OR	DR	TR	AVG	AST	AVG	TO	STL	BLK	PTS	AVG
'91-92	31	11.5	74	160	.463	38	54	.704	10	24	34	1.1	59	1.9	33	16	4	187	6.0

### PLAYOFFS

'91-92	8	13.0	16	38	.421	18	21	.857	3	9	12	1.5	14	1.8	8	5	0	50	6.3
--------	---	------	----	----	------	----	----	------	---	---	----	-----	----	-----	---	---	---	----	-----

## 10 Don Buse 6'4" 192 lbs. G Evansville

**Acquired:** From Indiana 9/6/77 for Ricky Sobers. **Departed:** To Indiana 11/25/80 for two 2nd rd. picks.

YEAR	G	MIN	FGM	FGA	PCT	FTM	FTA	PCT	OR	DR	TR	AVG	AST	AVG	TO	STL	BLK	PTS	AVG
'77-78	82	31.1	287	626	.458	112	136	.824	59	190	249	3.0	391	4.8	124	185	14	686	8.4
'78-79	82	31.0	285	576	.495	70	91	.769	44	173	217	2.6	356	4.3	96	156	18	640	7.8
'79-80	81	30.9	261	589	.443	85	128	.664	70	163	233	2.9	320	4.0	91	132	10	626	7.7
<b>TOTALS</b>	<b>245</b>	<b>31.0</b>	<b>833</b>	<b>1791</b>	<b>.465</b>	<b>267</b>	<b>355</b>	<b>.752</b>	<b>173</b>	<b>526</b>	<b>699</b>	<b>2.9</b>	<b>1067</b>	<b>4.4</b>	<b>311</b>	<b>473</b>	<b>42</b>	<b>1952</b>	<b>8.0</b>

### PLAYOFFS

'77-78	2	38.0	4	11	.364	0	0	.000	0	5	5	2.5	4	2.0	1	4	0	8	4.0
'78-79	15	34.1	47	116	.405	24	33	.727	17	38	55	3.7	52	3.5	15	23	5	118	7.9
'79-80	8	29.5	28	64	.438	7	11	.636	8	13	21	2.6	44	7.3	13	6	0	68	8.5
<b>TOTALS</b>	<b>25</b>	<b>32.9</b>	<b>79</b>	<b>191</b>	<b>.414</b>	<b>31</b>	<b>44</b>	<b>.705</b>	<b>25</b>	<b>56</b>	<b>81</b>	<b>3.2</b>	<b>100</b>	<b>4.0</b>	<b>29</b>	<b>33</b>	<b>5</b>	<b>194</b>	<b>7.8</b>

## 45 Marty Byrnes 6'7" 218 lbs. F Syracuse

**Acquired:** 1st rd., 1978 NBA Draft (19th Overall). **Departed:** To New Orleans Jazz 1/12/79 with Ron Lee, two 1st rd. picks for Leonard "Truck" Robinson.

YEAR	G	MIN	FGM	FGA	PCT	FTM	FTA	PCT	OR	DR	TR	AVG	AST	AVG	TO	STL	BLK	PTS	AVG
'78-79	43	17.1	109	223	.489	73	100	.730	49	48	97	2.3	61	1.4	79	15	2	291	6.8

## 11 Zarko Cabarkapa 6'11" 225 lbs. F Buducnost (Serbia)

**Acquired:** 1st rd., 2003 NBA Draft (17th Overall). **Departed:** To Golden State 1/3/05 for two future 2nd rd. picks.

YEAR	G	MIN	FGM	FGA	PCT	FTM	FTA	PCT	OR	DR	TR	AVG	AST	AVG	TO	STL	BLK	PTS	AVG
'03-04	49	11.6	81	197	.411	35	53	.660	26	73	99	2.0	40	0.8	54	10	13	203	4.1
'04-05	3	3.7	4	7	.571	1	1	1.000	2	1	3	1.0	0	0.0	0	0	0	9	3.0
<b>TOTALS</b>	<b>52</b>	<b>11.2</b>	<b>85</b>	<b>204</b>	<b>.417</b>	<b>36</b>	<b>54</b>	<b>.667</b>	<b>28</b>	<b>74</b>	<b>102</b>	<b>2.0</b>	<b>40</b>	<b>0.8</b>	<b>54</b>	<b>10</b>	<b>13</b>	<b>212</b>	<b>4.1</b>

## 20 Corky Calhoun 6'7" 212 lbs. F Pennsylvania

**Acquired:** 1st rd., 1972 NBA Draft (4th Overall). **Departed:** To L.A. Lakers 11/27/74 for 2nd rd. and 3rd rd. picks.

YEAR	G	MIN	FGM	FGA	PCT	FTM	FTA	PCT	OR	DR	TR	AVG	AST	AVG	TO	STL	BLK	PTS	AVG
'72-73	82	24.7	211	450	.469	71	96	.740	91	96	187	4.1	76	0.9	—	—	—	493	6.0
'73-74	77	28.7	268	581	.461	98	129	.760	115	292	407	5.3	135	1.8	—	71	30	634	8.2
'74-75	13	8.3	12	32	.375	14	15	.933	14	19	33	2.5	4	0.3	—	6	2	38	2.9
<b>TOTALS</b>	<b>172</b>	<b>25.3</b>	<b>491</b>	<b>1063</b>	<b>.462</b>	<b>183</b>	<b>240</b>	<b>.763</b>	<b>129</b>	<b>311</b>	<b>778</b>	<b>4.5</b>	<b>215</b>	<b>1.3</b>	<b>—</b>	<b>77</b>	<b>32</b>	<b>1165</b>	<b>6.8</b>



# 2017-18 PHOENIX SUNS

1	Josh Childress		6'8"		210 lbs.		G/F		Stanford										
Acquired: From Atlanta on 7/14/10 in sign-and-trade for 2012 second-round pick. Departed: Designated as Suns' amnesty player and waived on 7/15/12.																			
YEAR	G	MIN	FGM	FGA	PCT	FTM	FTA	PCT	OR	DR	TR	AVG	AST	AVG	TO	STL	BLK	PTS	AVG
10-11	54	16.6	121	214	.565	29	59	.492	69	86	155	2.9	42	0.8	44	33	23	272	5.0
11-12	34	14.4	48	99	.485	0	2	.000	31	64	95	2.8	34	1.0	9	14	6	100	2.9
<b>TOTALS</b>	<b>88</b>	<b>15.7</b>	<b>169</b>	<b>313</b>	<b>.540</b>	<b>29</b>	<b>61</b>	<b>.475</b>	<b>100</b>	<b>150</b>	<b>250</b>	<b>2.8</b>	<b>76</b>	<b>0.9</b>	<b>53</b>	<b>47</b>	<b>29</b>	<b>372</b>	<b>4.2</b>

31	Bob Christian		6'10"		255 lbs.		F		Grambling										
Acquired: From Atlanta 10/9/73 for two undisclosed draft picks. Departed: Waived 7/31/74.																			
YEAR	G	MIN	FGM	FGA	PCT	FTM	FTA	PCT	OR	DR	TR	AVG	AST	AVG	TO	STL	BLK	PTS	AVG
73-74	81	15.4	140	288	.486	106	151	.702	85	254	339	4.2	98	1.2	—	19	32	386	4.8

25	Dionte Christmas		6'5"		205 lbs.		G		Temple										
Acquired: Signed as free agent 9/13/13. Departed: Waived 7/24/14.																			
YEAR	G	MIN	FGM	FGA	PCT	FTM	FTA	PCT	OR	DR	TR	AVG	AST	AVG	TO	STL	BLK	PTS	AVG
13-14	31	6.4	22	62	.355	18	24	.750	13	25	38	1.2	8	0.3	6	2	3	71	2.3

55	Earl Clark		6'10"		225 lbs.		F		Louisville										
Acquired: 1st rd., 2009 NBA Draft (14th Overall). Departed: To Orlando 12/18/10 with Hedo Turkoglu and Jason Richardson for Vince Carter, Marcin Gortat, Mickael Pietrus, a 2011 first-round pick and cash considerations.																			
YEAR	G	MIN	FGM	FGA	PCT	FTM	FTA	PCT	OR	DR	TR	AVG	AST	AVG	TO	STL	BLK	PTS	AVG
09-10	51	38.3	56	151	.371	28	36	.722	18	44	62	1.2	21	0.4	23	7	13	140	2.7
10-11	9	7.2	12	31	.387	5	10	.500	4	13	17	1.9	4	0.4	2	1	3	29	3.2
<b>TOTALS</b>	<b>60</b>	<b>45.5</b>	<b>68</b>	<b>181</b>	<b>.376</b>	<b>33</b>	<b>46</b>	<b>.717</b>	<b>22</b>	<b>57</b>	<b>79</b>	<b>1.3</b>	<b>25</b>	<b>0.4</b>	<b>25</b>	<b>8</b>	<b>16</b>	<b>169</b>	<b>2.8</b>
<b>PLAYOFFS</b>																			
'09-10	3	13	1	3	.333	2	2	1.000	0	2	2	0.7	1	0.3	2	1	0	4	1.3

40	John Coker		7'0"		253 lbs.		C		Boise State										
Acquired: Signed as free agent 9/25/95. Departed: Waived 10/29/96.																			
YEAR	G	MIN	FGM	FGA	PCT	FTM	FTA	PCT	OR	DR	TR	AVG	AST	AVG	TO	STL	BLK	PTS	AVG
95-96	5	2.2	4	5	.800	0	0	—	2	0	2	0.4	1	0.2	0	0	1	8	1.6

20	Jarron Collins		6'11"		248 lbs.		C		Stanford										
Acquired: Claimed off waivers 10/26/09. Departed: Contract expired 6/30/10.																			
YEAR	G	MIN	FGM	FGA	PCT	FTM	FTA	PCT	OR	DR	TR	AVG	AST	AVG	TO	STL	BLK	PTS	AVG
09-10	34	7.7	12	31	.387	10	25	.400	22	40	62	1.8	6	0.2	10	2	3	34	1.0
<b>PLAYOFFS</b>																			
09-10	11	10.5	5	15	.333	2	2	1.000	9	8	17	1.5	0	0.0	3	1	1	12	1.1

45	Jeff Cook		6'10"		225 lbs.		F		Idaho State										
Acquired: Signed as free agent 5/22/79; Signed as free agent 10/2/87. Departed: To Cleveland 2/8/83 for James Edwards & 3rd rd. pick; Contract expired on 6/30/88.																			
YEAR	G	MIN	FGM	FGA	PCT	FTM	FTA	PCT	OR	DR	TR	AVG	AST	AVG	TO	STL	BLK	PTS	AVG
79-80	66	13.7	129	275	.469	104	129	.806	90	151	241	3.7	84	1.3	71	28	18	362	5.5
80-81	79	27.7	286	616	.464	100	155	.645	170	297	467	5.9	201	2.5	146	82	54	672	8.5
81-82	76	17.1	151	358	.422	89	134	.664	112	189	301	4.0	100	1.3	80	37	23	391	5.1
82-83	45	12.2	61	142	.430	41	54	.759	44	85	129	2.9	58	1.3	56	12	13	163	3.6
87-88	33	10.9	14	59	.237	23	28	.821	37	69	106	3.2	14	0.4	14	9	8	51	1.5
<b>TOTALS</b>	<b>299</b>	<b>17.7</b>	<b>641</b>	<b>1450</b>	<b>.442</b>	<b>357</b>	<b>500</b>	<b>.714</b>	<b>453</b>	<b>791</b>	<b>1244</b>	<b>4.2</b>	<b>457</b>	<b>1.5</b>	<b>367</b>	<b>168</b>	<b>116</b>	<b>1639</b>	<b>5.5</b>
<b>PLAYOFFS</b>																			
79-80	7	14.0	16	24	.667	22	26	.846	5	16	21	3.0	7	1.0	5	4	2	54	7.7
80-81	7	29.4	25	54	.463	14	19	.737	17	30	47	6.7	11	1.6	10	1	0	65	9.3
81-82	7	6.4	4	8	.500	0	0	.000	6	3	9	1.3	7	1.0	2	2	2	8	1.1
<b>TOTALS</b>	<b>21</b>	<b>16.6</b>	<b>45</b>	<b>86</b>	<b>.523</b>	<b>36</b>	<b>45</b>	<b>.800</b>	<b>28</b>	<b>49</b>	<b>77</b>	<b>3.7</b>	<b>25</b>	<b>1.2</b>	<b>17</b>	<b>7</b>	<b>4</b>	<b>127</b>	<b>6.0</b>

10	Duane Cooper		6'1"		185 lbs.		G		USC										
Acquired: Signed as free agent 11/10/93. Departed: Waived 10/13/94.																			
YEAR	G	MIN	FGM	FGA	PCT	FTM	FTA	PCT	OR	DR	TR	AVG	AST	AVG	TO	STL	BLK	PTS	AVG
93-94	23	5.9	18	41	.439	11	15	.733	2	7	9	0.4	28	1.2	20	3	0	48	2.1

23	Tyronne Corbin		6'6"		222 lbs.		F		DePaul										
Acquired: From Cleveland 2/25/88 with Kevin Johnson, Mark West, 1st & two 2nd rd. picks for Larry Nance, Mike Sanders and 1st rd. pick. Departed: Selected by Minnesota 6/15/89 in NBA Expansion Draft.																			
YEAR	G	MIN	FGM	FGA	PCT	FTM	FTA	PCT	OR	DR	TR	AVG	AST	AVG	TO	STL	BLK	PTS	AVG
87-88	30	19.7	99	203	.488	33	40	.825	48	82	130	4.3	59	2.0	38	30	3	232	7.7
88-89	77	21.5	245	454	.540	141	179	.788	176	222	398	5.2	118	1.5	92	82	13	631	8.2
<b>TOTALS</b>	<b>107</b>	<b>21.0</b>	<b>344</b>	<b>657</b>	<b>.524</b>	<b>174</b>	<b>219</b>	<b>.795</b>	<b>224</b>	<b>304</b>	<b>528</b>	<b>4.9</b>	<b>177</b>	<b>1.7</b>	<b>120</b>	<b>112</b>	<b>16</b>	<b>863</b>	<b>8.1</b>
<b>PLAYOFFS</b>																			
88-89	12	25.8	45	86	.523	19	25	.760	43	42	85	7.1	26	2.2	14	24	4	109	9.1

8	Bryce Cotton		6'1"		165 lbs.		G		Providence										
Acquired: Signed as free agent 11/25/15. Departed: Waived 1/7/16.																			
YEAR	G	MIN	FGM	FGA	PCT	FTM	FTA	PCT	OR	DR	TR	AVG	AST	AVG	TO	STL	BLK	PTS	AVG
15-16	3	11.0	2	8	.250	0	0	—	0	0	0	0.0	3	1.0	5	3	0	4	1.3

## 31 Mel Counts 7'0" 235 lbs. C Oregon State

Acquired: From L.A. Lakers 5/20/70 for Gail Goodrich. Departed: To Philadelphia 10/10/72 for 2nd rd. pick.

YEAR	G	MIN	FGM	FGA	PCT	FTM	FTA	PCT	OR	DR	TR	AVG	AST	AVG	TO	STL	BLK	PTS	AVG
70-71	80	20.9	365	799	.457	149	198	.753	—	—	503	6.3	136	1.7	—	—	—	879	11.0
71-72	76	11.9	147	344	.427	101	140	.721	—	—	257	3.4	96	1.3	—	—	—	395	5.2
<b>TOTALS</b>	<b>156</b>	<b>16.5</b>	<b>512</b>	<b>1143</b>	<b>.447</b>	<b>250</b>	<b>338</b>	<b>.740</b>	<b>—</b>	<b>—</b>	<b>760</b>	<b>4.9</b>	<b>232</b>	<b>1.5</b>	<b>—</b>	<b>—</b>	<b>—</b>	<b>1274</b>	<b>8.2</b>

## 40 Joe Courtney 6'9" 235 lbs. F Southern Miss.

Acquired: Signed as free agent 9/3/93. Departed: Waived 2/26/94.

YEAR	G	MIN	FGM	FGA	PCT	FTM	FTA	PCT	OR	DR	TR	AVG	AST	AVG	TO	STL	BLK	PTS	AVG
93-94	33	5.1	40	78	.513	23	32	.719	14	13	27	0.8	9	0.3	10	3	6	103	3.1

## 11 Joe Crispin 6'0" 185 lbs. G Penn State

Acquired: Signed as free agent 1/7/02. Departed: Contract expired on 6/30/02.

YEAR	G	MIN	FGM	FGA	PCT	FTM	FTA	PCT	OR	DR	TR	AVG	AST	AVG	TO	STL	BLK	PTS	AVG
01-02	15	8.6	23	56	.411	8	8	1.000	2	8	10	0.7	24	1.6	9	4	0	69	4.6

## 12 Winston Crite 6'7" 233 lbs. F Texas A&M

Acquired: 3rd rd., 1987 NBA Draft (53rd Overall). Departed: Waived 12/27/88.

YEAR	G	MIN	FGM	FGA	PCT	FTM	FTA	PCT	OR	DR	TR	AVG	AST	AVG	TO	STL	BLK	PTS	AVG
87-88	29	8.9	34	68	.500	19	25	.760	27	37	64	2.2	15	0.5	—	5	8	87	3.0
88-89	2	3.0	0	3	0.000	0	0	0.000	1	0	1	0.5	0	0.0	—	0	0	0	0.0
<b>TOTALS</b>	<b>31</b>	<b>8.5</b>	<b>34</b>	<b>71</b>	<b>.479</b>	<b>19</b>	<b>25</b>	<b>.760</b>	<b>28</b>	<b>37</b>	<b>65</b>	<b>2.1</b>	<b>15</b>	<b>0.5</b>	<b>—</b>	<b>5</b>	<b>8</b>	<b>87</b>	<b>2.8</b>

## 10 Seth Curry 6'1" 180 lbs. G Duke

Acquired: Signed to 10-day contract 3/11/15. Departed: Contract expired 3/21/15.

YEAR	G	MIN	FGM	FGA	PCT	FTM	FTA	PCT	OR	DR	TR	AVG	AST	AVG	TO	STL	BLK	PTS	AVG
14-15	2	4.0	0	3	0.000	0	0	-	0	2	2	1.0	1	0.5	0	0	0	0	0.0

## 43 Ben Davis 6'8" 240 lbs. F Arizona

Acquired: 2nd rd., 1996 NBA Draft (43rd Overall); Signed as free agent 12/23/99. Departed: Contract expired on 6/30/97; Waived 1/5/00.

YEAR	G	MIN	FGM	FGA	PCT	FTM	FTA	PCT	OR	DR	TR	AVG	AST	AVG	TO	STL	BLK	PTS	AVG
96-97	20	4.9	10	26	.385	9	20	.450	12	15	27	1.4	0	0.0	3	4	1	29	1.5
99-00	5	4.4	2	6	.333	0	0	0.000	3	6	9	1.8	2	0.4	3	1	1	4	0.8
<b>TOTALS</b>	<b>26</b>	<b>4.6</b>	<b>12</b>	<b>32</b>	<b>.375</b>	<b>9</b>	<b>20</b>	<b>.450</b>	<b>15</b>	<b>21</b>	<b>36</b>	<b>1.4</b>	<b>2</b>	<b>0.1</b>	<b>6</b>	<b>5</b>	<b>2</b>	<b>33</b>	<b>1.3</b>

## 15 Josh Davis 6'8" 235 lbs. F Wyoming

Acquired: Signed a 10-day contract 1/9/06. Departed: Contract expired 1/19/06.

YEAR	G	MIN	FGM	FGA	PCT	FTM	FTA	PCT	OR	DR	TR	AVG	AST	AVG	TO	STL	BLK	PTS	AVG
05-06	1	5.0	1	3	.333	2	3	.667	1	0	1	1.0	0	0.0	0	1	0	4	4.0

## 43 Mark Davis 6'5" 195 lbs. G Old Dominion

Acquired: Signed as free agent 12/30/88. Departed: Waived 1/14/89.

YEAR	G	MIN	FGM	FGA	PCT	FTM	FTA	PCT	OR	DR	TR	AVG	AST	AVG	TO	STL	BLK	PTS	AVG
88-89	2	3.5	1	5	.200	2	2	1.000	1	0	1	0.5	0	0.0	—	0	0	4	2.0

## 6 Walter Davis 6'6" 220 lbs. G North Carolina

Acquired: 1st rd., 1977 NBA Draft (5th Overall). Departed: Signed by Denver as free agent 7/6/88.

YEAR	G	MIN	FGM	FGA	PCT	FTM	FTA	PCT	OR	DR	TR	AVG	AST	AVG	TO	STL	BLK	PTS	AVG
77-78	81	32.0	786	1494	.526	387	466	.830	158	326	484	6.0	273	3.4	283	113	20	1959	24.2
78-79	79	30.8	764	1362	.561	340	409	.831	111	262	373	4.7	339	4.3	293	147	26	1868	23.6
79-80	75	30.8	657	1166	.563	299	365	.819	75	197	272	3.6	337	4.5	242	114	19	1613	21.5
80-81	78	28.0	593	1101	.539	209	250	.836	63	137	200	2.6	302	3.8	222	97	12	1402	18.0
81-82	55	21.5	350	669	.523	91	111	.820	21	82	103	1.9	162	2.9	112	46	3	794	14.4
82-83	80	31.1	665	1289	.516	184	225	.818	63	134	197	2.5	397	5.0	188	117	12	1521	19.0
83-84	78	32.6	652	1274	.512	233	270	.863	38	164	202	2.6	429	5.5	213	107	12	1551	20.0
84-85	23	24.8	139	309	.450	64	73	.877	6	29	35	1.5	98	4.3	50	18	0	345	15.0
85-86	70	32.0	624	1287	.485	257	305	.843	54	149	203	2.9	361	5.2	219	99	3	1523	21.8
86-87	79	33.5	779	1515	.514	288	334	.862	90	154	244	3.1	364	4.6	226	96	5	1867	23.6
87-88	68	28.7	488	1031	.473	205	231	.887	32	127	159	2.3	278	4.1	126	86	3	1217	17.9
<b>TOTALS</b>	<b>766</b>	<b>30.2</b>	<b>6497</b>	<b>12497</b>	<b>.520</b>	<b>2557</b>	<b>3039</b>	<b>.841</b>	<b>711</b>	<b>1761</b>	<b>2472</b>	<b>3.2</b>	<b>3340</b>	<b>4.4</b>	<b>2174</b>	<b>1040</b>	<b>115</b>	<b>15666</b>	<b>20.5</b>

### PLAYOFFS

77-78	2	33.0	19	40	.475	12	16	.750	4	13	17	8.5	8	4.0	6	3	0	50	25.0
78-79	15	32.7	127	244	.520	78	96	.813	24	45	69	4.6	79	5.3	66	26	5	332	22.1
79-80	8	30.6	69	137	.504	28	38	.737	9	14	23	2.9	35	4.4	20	4	1	166	20.8
80-81	7	28.4	51	106	.481	10	17	.588	7	12	19	2.7	22	3.1	17	7	1	112	16.0
81-82	7	24.7	52	116	.448	22	24	.917	5	17	22	3.1	30	4.3	12	5	1	127	18.1
82-83	3	37.7	30	69	.435	17	21	.810	5	10	15	5.0	13	4.3	5	6	5	78	26.0
83-84	17	36.6	175	327	.535	70	78	.897	15	31	46	2.7	109	6.4	43	29	3	423	24.9
<b>TOTALS</b>	<b>59</b>	<b>32.3</b>	<b>523</b>	<b>1039</b>	<b>.503</b>	<b>237</b>	<b>290</b>	<b>.817</b>	<b>69</b>	<b>142</b>	<b>211</b>	<b>3.6</b>	<b>296</b>	<b>5.0</b>	<b>169</b>	<b>80</b>	<b>16</b>	<b>1288</b>	<b>21.8</b>

## 11 Todd Day 6'6" 195 lbs. G Arkansas

Acquired: Signed as free agent 10/4/99. Departed: Contract expired on 6/30/00.

YEAR	G	MIN	FGM	FGA	PCT	FTM	FTA	PCT	OR	DR	TR	AVG	AST	AVG	TO	STL	BLK	PTS	AVG
99-00	58	16.2	130	330	.394	72	108	.667	31	98	129	2.2	65	1.1	50	44	22	396	6.8
<b>TOTALS</b>	<b>9</b>	<b>11.1</b>	<b>16</b>	<b>35</b>	<b>.457</b>	<b>5</b>	<b>10</b>	<b>.500</b>	<b>6</b>	<b>4</b>	<b>10</b>	<b>1.1</b>	<b>4</b>	<b>0.4</b>	<b>4</b>	<b>4</b>	<b>1</b>	<b>42</b>	<b>4.7</b>

### PLAYOFFS

99-00	9	11.1	16	35	.457	5	10	.500	6	4	10	1.1	4	0.4	4	4	1	42	4.7
-------	---	------	----	----	------	---	----	------	---	---	----	-----	---	-----	---	---	---	----	-----





# FIFTY SEASONS

## 27 Tony Dumas 6'6" 190 lbs. F Missouri-KC

**Acquired:** From Dallas 12/26/96 with Jason Kidd and Loren Meyer for Sam Cassell, Michael Finley, A.C. Green and a 2nd rd. pick (1997 or '98).  
**Departed:** To Cleveland 10/1/97 with Wesley Person in three-team deal with Denver. Suns received Antonio McDyess from Denver for two 1st rd. picks (1998; Milwaukee's in '98 or '99); two 2nd rd. picks (2000-02) and cash. Cleveland also sent a future 1st rd. pick to Denver.

YEAR	G	MIN	FGM	FGA	PCT	FTM	FTA	PCT	OR	DR	TR	AVG	AST	AVG	TO	STL	BLK	PTS	AVG
'96-97	6	8.5	6	19	.316	1	2	.500	0	2	2	0.3	3	0.5	1	0	1	14	2.3

## 25 T.R. Dunn 6'4" 195 lbs. G Alabama

**Acquired:** Signed as free agent 1/16/89. **Departed:** Contract expired on 6/30/89.

YEAR	G	MIN	FGM	FGA	PCT	FTM	FTA	PCT	OR	DR	TR	AVG	AST	AVG	TO	STL	BLK	PTS	AVG
'88-89	34	9.4	12	35	.343	9	12	.750	30	30	60	1.8	25	0.7	6	12	1	33	1.0
PLAYOFFS																			
'88-89	8	9.9	3	7	.429	1	2	.500	7	8	15	1.9	1	0.1	2	5	0	7	0.9

## 17 Devin Durrant 6'7" 200 lbs. F Brigham Young

**Acquired:** Signed as free agent 10/8/85. **Departed:** Waived 11/4/85.

YEAR	G	MIN	FGM	FGA	PCT	FTM	FTA	PCT	OR	DR	TR	AVG	AST	AVG	TO	STL	BLK	PTS	AVG
'85-86	4	12.8	8	21	.381	1	4	.250	2	6	8	2.0	5	1.3	4	3	0	17	4.3

## 35 Craig Dykema 6'8" 198 lbs. F Long Beach State

**Acquired:** 3rd rd., 1981 NBA Draft (66th Overall). **Departed:** Waived 12/21/82.

YEAR	G	MIN	FGM	FGA	PCT	FTM	FTA	PCT	OR	DR	TR	AVG	AST	AVG	TO	STL	BLK	PTS	AVG
'81-82	32	3.2	17	37	.459	7	9	.778	3	9	12	0.4	15	0.5	7	2	0	43	1.3

## 31 Jarell Eddie 6'7" 220 lbs. F Virginia Tech

**Acquired:** Signed 10-day contracts 3/19/17 and 3/29/17. **Departed:** Contract expired 4/7/17.

YEAR	G	MIN	FGM	FGA	PCT	FTM	FTA	PCT	OR	DR	TR	AVG	AST	AVG	TO	STL	BLK	PTS	AVG
'16-17	5	12.5	6	19	.316	8	9	.889	1	6	7	1.4	0	0.0	1	1	0	24	4.8

## 53 James Edwards 7'1" 252 lbs. C Washington

**Acquired:** From Cleveland 2/8/83 with 3rd rd. pick & cash for Jeff Cook. **Departed:** To Detroit 2/24/88 for Ron Moore and 2nd rd. pick.

YEAR	G	MIN	FGM	FGA	PCT	FTM	FTA	PCT	OR	DR	TR	AVG	AST	AVG	TO	STL	BLK	PTS	AVG
'82-83	31	21.5	128	263	.487	69	108	.639	56	99	155	5.0	40	1.3	49	12	19	325	10.5
'83-84	72	26.3	438	817	.536	183	254	.720	108	240	348	4.8	184	2.6	146	23	30	1059	14.7
'84-85	70	25.5	384	766	.501	276	370	.746	95	292	387	5.5	153	2.2	162	26	52	1044	14.9
'85-86	52	25.3	318	587	.542	212	302	.702	79	222	301	5.8	74	1.4	128	23	29	848	16.3
'86-87	14	21.7	57	110	.518	54	70	.771	20	40	60	4.3	19	1.4	15	6	7	168	12.0
'87-88	43	32.0	254	542	.469	165	260	.635	97	238	335	7.8	73	1.7	108	14	42	673	15.7
<b>TOTALS</b>	<b>282</b>	<b>26.0</b>	<b>1579</b>	<b>3085</b>	<b>.512</b>	<b>959</b>	<b>1364</b>	<b>.703</b>	<b>455</b>	<b>1131</b>	<b>1586</b>	<b>5.6</b>	<b>543</b>	<b>1.9</b>	<b>608</b>	<b>104</b>	<b>179</b>	<b>4117</b>	<b>14.6</b>
PLAYOFFS																			
'82-83	3	18.0	11	26	.423	6	6	1.000	6	12	18	6.0	4	1.3	5	1	1	28	9.3
'83-84	17	27.2	93	189	.492	48	68	.706	22	69	91	5.4	27	1.6	31	4	11	234	13.8
<b>TOTALS</b>	<b>20</b>	<b>25.8</b>	<b>104</b>	<b>215</b>	<b>.484</b>	<b>54</b>	<b>74</b>	<b>.730</b>	<b>28</b>	<b>81</b>	<b>109</b>	<b>5.5</b>	<b>31</b>	<b>1.6</b>	<b>36</b>	<b>5</b>	<b>12</b>	<b>262</b>	<b>13.1</b>

## 12 Howard Eisley 6'2" 185 lbs. G Boston College

**Acquired:** From New York 1/5/04 with Antonio McDyess, Maciej Lampe, Charlie Ward, the draft rights to Milos Vujanic, two first-round draft picks and cash for Stephon Marbury, Anfernee Hardaway and Cezary Trybanski. **Departed:** Agreed to a contract buyout and waived 10/29/04.

YEAR	G	MIN	FGM	FGA	PCT	FTM	FTA	PCT	OR	DR	TR	AVG	AST	AVG	TO	STL	BLK	PTS	AVG
'03-04	34	21.4	86	249	.345	44	53	.830	13	50	63	1.9	117	3.4	48	26	2	240	7.1

## 17 Mario Elie 6'5" 225 lbs. G American Int'l

**Acquired:** Signed as free agent 9/16/00. **Departed:** Contract expired on 6/30/01.

YEAR	G	MIN	FGM	FGA	PCT	FTM	FTA	PCT	OR	DR	TR	AVG	AST	AVG	TO	STL	BLK	PTS	AVG
'00-01	68	22.1	104	246	.423	55	69	.797	38	117	155	2.3	131	1.9	60	58	12	299	4.4
PLAYOFFS																			
'00-01	4	25.8	14	31	.452	6	8	.750	2	11	13	3.3	7	1.8	2	3	1	36	9.0

## 14 Scott English 6'6" 220 lbs. F Texas-El Paso

**Acquired:** 3rd rd., 1972 NBA Draft (33rd Overall). **Departed:** Waived 9/18/73.

YEAR	G	MIN	FGM	FGA	PCT	FTM	FTA	PCT	OR	DR	TR	AVG	AST	AVG	TO	STL	BLK	PTS	AVG
'72-73	29	6.8	36	93	.387	21	29	.724	—	—	44	1.5	15	0.5	—	—	—	93	3.2

## 4 Tyler Ennis 6'3" 175 lbs. G Syracuse

**Acquired:** 1st rd., 2014 NBA Draft (18th Overall). **Departed:** To Milwaukee 2/19/15 with Miles Plumlee in three-team trade with Philadelphia that sent Brandon Knight and Kendall Marshall from Milwaukee to Phoenix and sent L.A. Lakers future 1st rd. pick from Phoenix to Philadelphia.

YEAR	G	MIN	FGM	FGA	PCT	FTM	FTA	PCT	OR	DR	TR	AVG	AST	AVG	TO	STL	BLK	PTS	AVG
'14-15	8	7.3	9	21	.429	2	2	1.000	1	6	7	0.9	14	1.8	8	0	2	22	2.8



# FIFTY SEASONS



## 21 Ruben Garces 6'9" 245 lbs. F Providence

**Acquired:** Signed as free agent 8/3/00. **Departed:** To Golden State 1/26/01 with Corie Blount, Paul McPherson for Vinny Del Negro.  
**YEAR** **G** **MIN** **FGM** **FGA** **PCT** **FTM** **FTA** **PCT** **OR** **DR** **TR** **AVG** **AST** **AVG** **TO** **STL** **BLK** **PTS** **AVG**  
 00-01 10 6.2 7 15 .467 2 8 .250 12 10 22 2.2 4 0.4 5 2 1 16 1.6

## 10 Diante Garrett 6'4" 175 lbs. G Iowa State

**Acquired:** Signed as free agent 10/1/12. **Departed:** Contract expired 6/30/13.  
**YEAR** **G** **MIN** **FGM** **FGA** **PCT** **FTM** **FTA** **PCT** **OR** **DR** **TR** **AVG** **AST** **AVG** **TO** **STL** **BLK** **PTS** **AVG**  
 12-13 19 7.9 16 49 .327 5 10 .500 5 10 15 0.8 31 1.6 16 10 0 40 2.1

## 8 Pat Garrity 6'9" 231 lbs. F Notre Dame

**Acquired:** From Dallas 6/24/98 with Martin Muursepp, Bubba Wells and 1st rd. pick (Shawn Marion) for Steve Nash.  
**Departed:** To Orlando 8/5/99 with Danny Manning, two 1st rd. picks for Anfernee "Penny" Hardaway.  
**YEAR** **G** **MIN** **FGM** **FGA** **PCT** **FTM** **FTA** **PCT** **OR** **DR** **TR** **AVG** **AST** **AVG** **TO** **STL** **BLK** **PTS** **AVG**  
 98-99 39 13.8 85 170 .500 40 56 .714 26 49 75 1.9 18 0.5 20 8 3 217 5.6  
 '98-99 3 17.3 9 17 .529 6 6 1.000 6 3 9 3.0 1 0.3 3 1 1 27 9.0

### PLAYOFFS

## 44 Kenny Gattison 6'8" 252 lbs. F Old Dominion

**Acquired:** 3rd rd., 1986 NBA Draft (55th Overall). **Departed:** Waived 9/21/89.  
**YEAR** **G** **MIN** **FGM** **FGA** **PCT** **FTM** **FTA** **PCT** **OR** **DR** **TR** **AVG** **AST** **AVG** **TO** **STL** **BLK** **PTS** **AVG**  
 86-87 77 14.3 148 311 .476 108 171 .632 87 183 270 3.5 36 0.5 88 24 33 404 5.2  
 87-88 — DID NOT PLAY: TORN ACL —  
 88-89 2 4.5 0 1 .000 1 2 .500 0 1 1 0.5 0 0.0 0 0 0 1 0.5  
**TOTALS** **79** **9.4** **148** **312** **.474** **109** **173** **.630** **87** **184** **271** **3.4** **36** **0.5** **88** **24** **33** **405** **5.1**

## 35 Armon Gilliam 6'9" 245 lbs. F UNLV

**Acquired:** 1st rd., 1987 NBA Draft (2nd Overall). **Departed:** To Charlotte Hornets 12/13/89 for Kurt Rambis and two 2nd rd. picks.  
**YEAR** **G** **MIN** **FGM** **FGA** **PCT** **FTM** **FTA** **PCT** **OR** **DR** **TR** **AVG** **AST** **AVG** **TO** **STL** **BLK** **PTS** **AVG**  
 87-88 55 32.9 342 720 .475 131 193 .679 134 300 434 7.9 72 1.3 123 58 29 815 14.8  
 88-89 74 28.6 468 930 .503 240 323 .743 165 376 541 7.3 52 0.7 140 54 27 1176 15.9  
 89-90 16 16.7 52 121 .430 39 56 .696 26 44 70 4.4 8 0.5 17 6 5 143 8.9  
**TOTALS** **145** **28.9** **862** **1771** **.487** **410** **572** **.717** **325** **720** **1045** **7.2** **132** **0.9** **280** **118** **61** **2134** **14.7**

### PLAYOFFS

'88-89 9 14.0 27 51 .529 19 22 .864 18 27 45 5.0 2 0.2 10 1 2 73 8.1

## 2 Gordan Girceck 6'6" 220 lbs. G Zagreb, Croatia

**Acquired:** Signed as free agent 3/4/08. **Departed:** Contract expired on 6/30/08.  
**YEAR** **G** **MIN** **FGM** **FGA** **PCT** **FTM** **FTA** **PCT** **OR** **DR** **TR** **AVG** **AST** **AVG** **TO** **STL** **BLK** **PTS** **AVG**  
 07-08 22 20.5 80 162 .497 16 17 .941 9 43 52 2.3 37 1.6 23 8 2 195 8.8

### PLAYOFFS

'07-08 5 16.0 6 18 .333 4 4 1.000 0 7 7 1.4 2 0.4 3 2 0 17 3.4

## 16 Georgi Glouchkov 6'8" 235 lbs. F Ad. Varna, Bulgaria

**Acquired:** 7th rd., 1985 NBA Draft (148th Overall). **Departed:** Signed as free agent 9/2/86 by Caserta (Italy).  
**YEAR** **G** **MIN** **FGM** **FGA** **PCT** **FTM** **FTA** **PCT** **OR** **DR** **TR** **AVG** **AST** **AVG** **TO** **STL** **BLK** **PTS** **AVG**  
 85-86 49 15.8 84 209 .402 70 122 .574 31 132 163 3.3 32 0.7 76 26 25 239 4.9

## 3 Grant Gondrezick 6'5" 205 lbs. G Pepperdine

**Acquired:** 4th rd., 1985 NBA Draft (77th Overall). **Departed:** Waived 10/13/87.  
**YEAR** **G** **MIN** **FGM** **FGA** **PCT** **FTM** **FTA** **PCT** **OR** **DR** **TR** **AVG** **AST** **AVG** **TO** **STL** **BLK** **PTS** **AVG**  
 86-87 64 13.1 135 300 .450 75 107 .701 47 63 110 1.7 81 1.3 56 25 4 349 5.5

## 25 Gail Goodrich 6'1" 175 lbs. G UCLA

**Acquired:** 1968 NBA Expansion Draft from L.A. Lakers. **Departed:** To L.A. Lakers 5/20/70 for Mel Counts.  
**YEAR** **G** **MIN** **FGM** **FGA** **PCT** **FTM** **FTA** **PCT** **OR** **DR** **TR** **AVG** **AST** **AVG** **TO** **STL** **BLK** **PTS** **AVG**  
 68-69 81 40.0 718 1746 .411 495 663 .747 — — 437 5.4 518 6.4 — — — 1931 23.8  
 69-70 81 39.9 568 1251 .454 488 604 .808 — — 340 4.2 605 7.5 — — — 1624 20.0  
**TOTALS** **162** **40.0** **1286** **2997** **.429** **983** **1267** **.776** **—** **—** **777** **4.8** **1123** **6.9** **—** **—** **—** **3555** **21.9**

### PLAYOFFS

'69-70 7 37.9 56 118 .475 30 35 .857 — — 32 4.6 38 5.4 — — — 142 20.3

## 20 Archie Goodwin 6'5" 205 lbs. G Kentucky

**Acquired:** Draft rights (29th overall) from Golden State 6/27/13 with Malcolm Lee for rights to Nemanja Nedovic (30th). **Departed:** Waived 10/24/16.  
**YEAR** **G** **MIN** **FGM** **FGA** **PCT** **FTM** **FTA** **PCT** **OR** **DR** **TR** **AVG** **AST** **AVG** **TO** **STL** **BLK** **PTS** **AVG**  
 13-14 52 10.3 76 167 .455 37 55 .673 25 62 87 1.7 20 0.4 44 20 11 194 3.7  
 14-15 41 13.0 79 201 .393 61 83 .735 27 47 74 1.8 44 1.1 48 18 9 231 5.6  
 15-16 57 19.5 176 422 .417 130 193 .674 27 115 142 2.5 118 2.1 100 27 13 505 8.9  
**TOTALS** **150** **14.5** **331** **790** **.419** **228** **331** **.689** **79** **224** **303** **2.0** **182** **1.2** **192** **65** **33** **930** **6.2**









# FIFTY SEASONS

## 25 Robert Horry 6'10" 220 lbs. F Alabama

Acquired: From Houston 8/19/96 with Chucky Brown, Mark Bryant, Sam Cassell for Charles Barkley. Departed: To L.A. Lakers 1/10/97 with Joe Kleine for Cedric Ceballos and Rumeal Robinson.

YEAR	G	MIN	FGM	FGA	PCT	FTM	FTA	PCT	OR	DR	TR	AVG	AST	AVG	TO	STL	BLK	PTS	AVG
96-97	32	22.5	82	195	.421	32	50	.640	40	79	119	3.7	54	1.7	46	28	26	220	6.9

## 50 Eddie House 6'1" 175 lbs. G Arizona State

Acquired: Signed as free agent 9/12/05. Departed: Contract expired on 6/30/06.

YEAR	G	MIN	FGM	FGA	PCT	FTM	FTA	PCT	OR	DR	TR	AVG	AST	AVG	TO	STL	BLK	PTS	AVG
05-06	81	17.5	320	759	.422	37	41	.805	15	117	132	1.6	148	1.8	76	42	12	796	9.8

### PLAYOFFS

05-06	14	9.3	19	52	.365	3	4	.750	0	9	9	0.6	6	0.4	5	1	2	44	3.1
-------	----	-----	----	----	------	---	---	------	---	---	---	-----	---	-----	---	---	---	----	-----

## 44 Greg Howard 6'9" 215 lbs. F New Mexico

Acquired: 1st rd., 1970 NBA Draft (10th Overall). Departed: To Cleveland 8/31/71 for two 3rd rd. picks.

YEAR	G	MIN	FGM	FGA	PCT	FTM	FTA	PCT	OR	DR	TR	AVG	AST	AVG	TO	STL	BLK	PTS	AVG
70-71	44	9.7	68	173	.393	37	58	.638	—	—	119	2.7	26	0.6	—	—	—	173	3.9

## 24 Jay Humphries 6'3" 199 lbs. G Colorado

Acquired: 1st rd., 1984 NBA Draft (13th Overall). Departed: To Milwaukee 2/25/88 for Craig Hodges & 2nd rd. pick.

YEAR	G	MIN	FGM	FGA	PCT	FTM	FTA	PCT	OR	DR	TR	AVG	AST	AVG	TO	STL	BLK	PTS	AVG
84-85	80	25.8	279	626	.446	141	170	.829	32	132	164	2.1	350	4.4	167	107	8	703	8.8
85-86	82	33.3	352	735	.479	197	257	.767	56	204	260	3.2	526	6.4	190	132	9	905	11.0
86-87	82	31.5	359	753	.477	200	260	.769	62	198	260	3.2	632	7.7	195	112	9	923	11.3
87-88	50	31.1	264	484	.545	103	139	.741	44	107	151	3.0	354	7.1	108	61	4	634	12.7
<b>TOTALS</b>	<b>294</b>	<b>30.4</b>	<b>1254</b>	<b>2598</b>	<b>.483</b>	<b>641</b>	<b>826</b>	<b>.776</b>	<b>194</b>	<b>641</b>	<b>835</b>	<b>2.8</b>	<b>1862</b>	<b>6.3</b>	<b>660</b>	<b>412</b>	<b>30</b>	<b>3165</b>	<b>10.8</b>

### PLAYOFFS

84-85	3	30.0	20	31	.645	9	12	.750	1	4	5	1.7	16	5.3	—	2	0	49	16.3
-------	---	------	----	----	------	---	----	------	---	---	---	-----	----	-----	---	---	---	----	------

## 43 Kris Humphries 6'9" 235 lbs. F Minnesota

Acquired: From Washington 2/18/16 with DeJuan Blair and a protected 1st rd. pick for Markieff Morris. Departed: Waived 2/28/16.

YEAR	G	MIN	FGM	FGA	PCT	FTM	FTA	PCT	OR	DR	TR	AVG	AST	AVG	TO	STL	BLK	PTS	AVG
15-16	4	18.5	10	36	.278	6	8	.750	11	21	32	8.0	7	1.8	4	3	2	29	7.3

## 45 Steven Hunter 7'0" 240 lbs. C DePaul

Acquired: Signed as free agent 8/20/04. Departed: Contract expired on 6/30/05.

YEAR	G	MIN	FGM	FGA	PCT	FTM	FTA	PCT	OR	DR	TR	AVG	AST	AVG	TO	STL	BLK	PTS	AVG
04-05	76	13.8	135	220	.614	78	163	.479	98	129	227	3.0	13	0.2	44	4	102	348	4.6

### PLAYOFFS

04-05	15	14.2	24	43	.558	12	20	.600	17	21	38	2.5	3	0.2	8	1	18	60	4.0
-------	----	------	----	----	------	----	----	------	----	----	----	-----	---	-----	---	---	----	----	-----

## 24 Greg Jackson 6'1" 180 lbs. G Guilford

Acquired: Signed as free agent 1/2/75. Departed: To Washington 9/17/75 for future draft considerations.

YEAR	G	MIN	FGM	FGA	PCT	FTM	FTA	PCT	OR	DR	TR	AVG	AST	AVG	TO	STL	BLK	PTS	AVG
74-75	44	17.6	69	166	.416	36	62	.581	17	50	67	1.5	93	2.1	—	23	9	174	4.0

## 21 Jim Jackson 6'6" 220 lbs. G/F Ohio State

Acquired: From New Orleans 1/21/05 with a 2005 2nd rd. pick (via Dallas) for Casey Jacobsen, Maciej Lampe, Jackson Vroman. Departed: Waived 3/1/06.

YEAR	G	MIN	FGM	FGA	PCT	FTM	FTA	PCT	OR	DR	TR	AVG	AST	AVG	TO	STL	BLK	PTS	AVG
04-05	40	24.9	130	299	.435	24	25	.960	23	131	154	3.9	97	2.4	154	12	4	352	8.8
05-06	27	15.6	38	129	.295	9	13	.692	11	53	64	2.4	31	1.1	30	10	6	99	3.7
<b>TOTALS</b>	<b>67</b>	<b>21.1</b>	<b>168</b>	<b>428</b>	<b>.393</b>	<b>33</b>	<b>38</b>	<b>.868</b>	<b>34</b>	<b>184</b>	<b>218</b>	<b>3.3</b>	<b>128</b>	<b>1.9</b>	<b>184</b>	<b>22</b>	<b>10</b>	<b>451</b>	<b>6.7</b>

### PLAYOFFS

04-05	15	31.6	63	129	.488	7	8	.875	13	48	61	4.1	22	1.5	10	10	8	165	11.0
-------	----	------	----	-----	------	---	---	------	----	----	----	-----	----	-----	----	----	---	-----	------

## 23 Casey Jacobsen 6'6" 215 lbs. G Stanford

Acquired: 1st rd. (22nd overall) 2002 NBA Draft. Departed: To New Orleans 1/21/05 with Maciej Lampe, Jackson Vroman for Jim Jackson and a 2005 2nd rd. draft pick (via Dallas).

YEAR	G	MIN	FGM	FGA	PCT	FTM	FTA	PCT	OR	DR	TR	AVG	AST	AVG	TO	STL	BLK	PTS	AVG
02-03	72	15.9	122	327	.373	72	105	.686	29	55	83	1.2	73	1.0	55	35	6	368	5.1
03-04	78	23.4	150	360	.417	91	111	.820	42	159	201	2.6	98	1.3	68	48	9	466	6.0
04-05	40	19.2	65	157	.414	48	62	.774	17	50	67	1.7	37	0.9	27	11	1	212	5.3
<b>TOTALS</b>	<b>190</b>	<b>19.7</b>	<b>337</b>	<b>844</b>	<b>.399</b>	<b>211</b>	<b>278</b>	<b>.759</b>	<b>88</b>	<b>264</b>	<b>351</b>	<b>1.8</b>	<b>208</b>	<b>1.1</b>	<b>150</b>	<b>94</b>	<b>16</b>	<b>1046</b>	<b>5.5</b>

### PLAYOFFS

YEAR	G	MIN	FGM	FGA	PCT	FTM	FTA	PCT	OR	DR	TR	AVG	AST	AVG	TO	STL	BLK	PTS	AVG
02-03	6	6.5	2	10	.200	0	2	.000	1	2	3	0.5	2	0.3	0	1	3	6	1.0

## 55 Cory Jefferson 6'9" 218 lbs. F Baylor

Acquired: Signed as free agent 9/16/15; Signed 10-day contract 1/21/16. Departed: Waived 1/7/16; 10-day contract expired 1/30/16.

YEAR	G	MIN	FGM	FGA	PCT	FTM	FTA	PCT	OR	DR	TR	AVG	AST	AVG	TO	STL	BLK	PTS	AVG
15-16	8	6.3	9	22	.409	4	6	.667	6	10	16	2.0	0	0.0	0	0	1	22	2.8











# 2017-18 PHOENIX SUNS

Suns All-Time Roster

## 31 Gani Lawal 6'9" 234 lbs. F Georgia Tech

Acquired: Selected with the 46th overall pick (second round) of the 2010 NBA Draft. Departed: Waived on Dec. 10, 2011.

YEAR	G	MIN	FGM	FGA	PCT	FTM	FTA	PCT	OR	DR	TR	AVG	AST	AVG	TO	STL	BLK	PTS	AVG
10-11	1	2.0	0	0	---	0	0	---	0	0	0	0.0	0	0.0	0	0	0	0	0.0

## 1 Dennis Layton 6'0" 180 lbs. G USC

Acquired: 3rd rd., 1971 NBA Draft (48th Overall). Departed: Waived 9/18/73.

YEAR	G	MIN	FGM	FGA	PCT	FTM	FTA	PCT	OR	DR	TR	AVG	AST	AVG	TO	STL	BLK	PTS	AVG
71-72	80	23.1	304	717	.424	122	165	.739	---	---	164	2.1	247	3.1	---	---	---	730	9.1
72-73	65	15.2	187	434	.431	90	119	.756	---	---	77	1.2	139	2.1	---	---	---	464	7.1
<b>TOTALS</b>	<b>145</b>	<b>19.6</b>	<b>491</b>	<b>1151</b>	<b>.427</b>	<b>212</b>	<b>284</b>	<b>.746</b>	<b>---</b>	<b>---</b>	<b>241</b>	<b>1.7</b>	<b>386</b>	<b>2.7</b>	<b>---</b>	<b>---</b>	<b>---</b>	<b>1194</b>	<b>8.2</b>

## 30 Ron Lee 6'4" 204 lbs. G Oregon

Acquired: 1st rd., 1976 NBA Draft (10th Overall). Departed: To New Orleans Jazz 1/12/79 with Marty Byrnes, two 1st rd. picks for Leonard "Truck" Robinson.

YEAR	G	MIN	FGM	FGA	PCT	FTM	FTA	PCT	OR	DR	TR	AVG	AST	AVG	TO	STL	BLK	PTS	AVG
76-77	82	22.5	347	786	.441	142	210	.676	49	200	249	3.6	263	3.2	---	156	33	836	10.2
77-78	82	23.5	417	950	.439	170	228	.746	95	159	254	3.1	305	3.7	221	225	17	1004	12.2
78-79	43	22.0	173	383	.452	74	104	.712	42	71	113	2.6	132	3.1	116	69	4	420	9.8
<b>TOTALS</b>	<b>207</b>	<b>22.8</b>	<b>937</b>	<b>2119</b>	<b>.442</b>	<b>386</b>	<b>542</b>	<b>.712</b>	<b>186</b>	<b>430</b>	<b>616</b>	<b>3.0</b>	<b>700</b>	<b>3.4</b>	<b>337</b>	<b>450</b>	<b>54</b>	<b>2260</b>	<b>10.9</b>

### PLAYOFFS

77-78	2	20.5	5	16	.313	2	2	1.000	2	4	6	3.0	3	1.5	4	4	0	12	6.0
-------	---	------	---	----	------	---	---	-------	---	---	---	-----	---	-----	---	---	---	----	-----

## 23 Tim Legler 6'4" 195 lbs. G La Salle

Acquired: Signed as free agent 3/21/90. Departed: Second 10-day contract expired on 4/9/90.

YEAR	G	MIN	FGM	FGA	PCT	FTM	FTA	PCT	OR	DR	TR	AVG	AST	AVG	TO	STL	BLK	PTS	AVG
89-90	11	7.5	11	29	.379	6	6	1.000	4	4	8	0.7	6	0.5	---	2	0	28	2.5

## 30 Jon Leuer 6'10" 228 lbs. F Wisconsin

Acquired: From Memphis 6/25/15 for the rights to Andrew Harrison. Departed: Contract expired 6/30/16.

YEAR	G	MIN	FGM	FGA	PCT	FTM	FTA	PCT	OR	DR	TR	AVG	AST	AVG	TO	STL	BLK	PTS	AVG
15-16	67	18.7	224	466	.481	77	101	.762	76	297	373	5.6	72	1.1	75	38	30	567	8.5

## 2 Randy Livingston 6'5" 209 lbs. G Louisiana State

Acquired: Signed as free agent 5/2/99. Departed: Waived 8/31/00.

YEAR	G	MIN	FGM	FGA	PCT	FTM	FTA	PCT	OR	DR	TR	AVG	AST	AVG	TO	STL	BLK	PTS	AVG
98-99	1	22.0	5	8	.625	2	2	1.000	0	2	2	2.0	3	3.0	1	2	0	12	12.0
99-00	79	13.7	155	373	.416	52	62	.839	25	105	130	1.6	170	2.2	92	49	13	381	4.8
<b>TOTALS</b>	<b>80</b>	<b>13.8</b>	<b>160</b>	<b>381</b>	<b>.420</b>	<b>54</b>	<b>64</b>	<b>.844</b>	<b>25</b>	<b>107</b>	<b>132</b>	<b>1.7</b>	<b>173</b>	<b>2.2</b>	<b>93</b>	<b>51</b>	<b>13</b>	<b>393</b>	<b>12.4</b>

### PLAYOFFS

98-99	3	8.0	6	15	.400	4	4	1.000	5	2	7	2.3	2	0.7	2	1	0	16	5.3
99-00	7	9.0	6	27	.222	0	0	---	2	5	7	1.0	4	0.6	4	1	1	14	2.0
<b>TOTALS</b>	<b>10</b>	<b>8.7</b>	<b>12</b>	<b>42</b>	<b>.286</b>	<b>4</b>	<b>4</b>	<b>1.000</b>	<b>7</b>	<b>7</b>	<b>14</b>	<b>1.4</b>	<b>6</b>	<b>0.6</b>	<b>6</b>	<b>5</b>	<b>1</b>	<b>30</b>	<b>3.0</b>

## 17 Horacio Llamas 6'11" 285 lbs. C Grand Canyon

Acquired: Signed as free agent 2/20/97. Departed: Contract expired on 6/30/99.

YEAR	G	MIN	FGM	FGA	PCT	FTM	FTA	PCT	OR	DR	TR	AVG	AST	AVG	TO	STL	BLK	PTS	AVG	
96-97	20	5.1	15	28	.536	4	8	.500	4	14	18	0.9	4	0.2	11	10	5	34	1.7	
97-98	8	5.3	8	21	.381	7	10	.700	4	14	18	2.3	1	0.1	9	1	3	24	3.0	
98-99	--- DID NOT PLAY: FOOT INJURY ---																			
<b>TOTALS</b>	<b>28</b>	<b>5.1</b>	<b>23</b>	<b>49</b>	<b>.469</b>	<b>11</b>	<b>18</b>	<b>.611</b>	<b>8</b>	<b>28</b>	<b>36</b>	<b>1.3</b>	<b>5</b>	<b>0.2</b>	<b>20</b>	<b>11</b>	<b>8</b>	<b>58</b>	<b>2.1</b>	

## 51 Ian Lockhart 6'8" 240 lbs. F Tennessee

Acquired: Signed as free agent 3/21/90. Departed: Signed as free agent 8/6/91 by Cholet, France.

YEAR	G	MIN	FGM	FGA	PCT	FTM	FTA	PCT	OR	DR	TR	AVG	AST	AVG	TO	STL	BLK	PTS	AVG
90-91	1	2.0	1	1	1.000	2	2	1.000	0	0	0	0.0	0	0.0	---	0	0	4	4.0

## 13 Luc Longley 7'2" 260 lbs. C Australia

Acquired: From Chicago 1/23/99 for Mark Bryant, Martin Muirsepp, Bubba Wells and 1st rd. pick. Departed: To New York 9/20/00 for Chris Dudley, 1st rd. pick and cash in four-team trade with L.A. Lakers, Seattle.

YEAR	G	MIN	FGM	FGA	PCT	FTM	FTA	PCT	OR	DR	TR	AVG	AST	AVG	TO	STL	BLK	PTS	AVG
98-99	39	23.9	140	290	.483	59	76	.776	59	162	221	5.7	45	1.2	53	23	21	339	8.7
99-00	72	19.7	186	399	.466	80	97	.825	100	223	323	4.5	77	1.1	136	22	42	452	6.3
<b>TOTALS</b>	<b>111</b>	<b>21.2</b>	<b>326</b>	<b>689</b>	<b>.473</b>	<b>139</b>	<b>173</b>	<b>.803</b>	<b>159</b>	<b>385</b>	<b>544</b>	<b>4.9</b>	<b>122</b>	<b>1.1</b>	<b>189</b>	<b>45</b>	<b>63</b>	<b>791</b>	<b>7.1</b>

### PLAYOFFS

98-99	3	17.0	2	12	.167	0	0	---	2	7	9	3.0	1	0.3	2	3	0	4	1.3
99-00	9	18.0	18	51	.333	2	3	.667	12	18	30	3.3	8	0.9	10	4	4	38	4.2
<b>TOTALS</b>	<b>12</b>	<b>17.8</b>	<b>20</b>	<b>63</b>	<b>.317</b>	<b>2</b>	<b>3</b>	<b>.667</b>	<b>14</b>	<b>25</b>	<b>39</b>	<b>3.3</b>	<b>9</b>	<b>0.8</b>	<b>12</b>	<b>7</b>	<b>4</b>	<b>42</b>	<b>3.5</b>





# FIFTY SEASONS

## 12 Ted McClain 6'3" 185 lbs. G Tennessee State

Acquired: Signed as free agent 1/15/79. Departed: Waived 9/4/79.

YEAR	G	MIN	FGM	FGA	PCT	FTM	FTA	PCT	OR	DR	TR	AVG	AST	AVG	TO	STL	BLK	PTS	AVG
'78-79	36	12.9	62	132	.470	42	46	.913	25	44	69	1.9	60	1.7	54	19	0	166	4.6

### PLAYOFFS

'78-79	14	7.4	15	34	.441	13	16	.813	5	11	16	1.1	13	0.9	16	6	0	43	3.1
--------	----	-----	----	----	------	----	----	------	---	----	----	-----	----	-----	----	---	---	----	-----

## 21 George McCloud 6'8" 225 lbs. F Florida State

Acquired: Signed as free agent 8/27/97. Departed: Contract expired on 6/30/99.

YEAR	G	MIN	FGM	FGA	PCT	FTM	FTA	PCT	OR	DR	TR	AVG	AST	AVG	TO	STL	BLK	PTS	AVG
'97-98	63	19.3	173	427	.405	39	51	.765	45	173	218	3.5	84	1.3	63	54	13	456	7.2
'98-99	48	25.9	142	324	.438	75	87	.862	34	128	162	3.4	79	1.6	49	45	14	428	8.9
<b>TOTALS</b>	<b>111</b>	<b>22.1</b>	<b>315</b>	<b>751</b>	<b>.419</b>	<b>114</b>	<b>138</b>	<b>.826</b>	<b>79</b>	<b>301</b>	<b>380</b>	<b>3.4</b>	<b>163</b>	<b>1.5</b>	<b>102</b>	<b>99</b>	<b>27</b>	<b>884</b>	<b>8.0</b>

### PLAYOFFS

'97-98	4	31.5	21	41	.512	3	4	.750	2	17	19	4.8	8	2.0	6	1	1	57	14.3
'98-99	3	26.7	13	30	.433	7	10	.700	2	11	13	4.3	2	0.7	3	5	0	42	14.0
<b>TOTALS</b>	<b>7</b>	<b>29.4</b>	<b>34</b>	<b>71</b>	<b>.479</b>	<b>10</b>	<b>14</b>	<b>.714</b>	<b>4</b>	<b>28</b>	<b>32</b>	<b>4.6</b>	<b>10</b>	<b>1.4</b>	<b>9</b>	<b>6</b>	<b>1</b>	<b>99</b>	<b>14.1</b>

## 8 John McCullough 6'4" 195 lbs. G Oklahoma

Acquired: Signed as free agent 10/26/81. Departed: Waived 12/18/81.

YEAR	G	MIN	FGM	FGA	PCT	FTM	FTA	PCT	OR	DR	TR	AVG	AST	AVG	TO	STL	BLK	PTS	AVG
'81-82	8	2.9	9	13	.692	3	5	.600	0	3	4	0.5	3	0.4	3	2	0	21	2.6

## 35 Xavier McDaniel 6'8" 205 lbs. F Wichita State

Acquired: From Seattle 12/7/90 for Eddie Johnson, two 1st rd. picks. Departed: To New York 10/1/91 for Trent Tucker, Jerrod Mustaf and two 2nd rd. picks.

YEAR	G	MIN	FGM	FGA	PCT	FTM	FTA	PCT	OR	DR	TR	AVG	AST	AVG	TO	STL	BLK	PTS	AVG
'90-91	66	31.9	451	896	.503	144	198	.727	137	339	476	7.2	149	2.3	144	50	42	1046	15.8

### PLAYOFFS

'90-91	4	25.3	17	41	.415	4	6	.667	4	11	15	3.8	5	1.3	10	0	2	38	9.5
--------	---	------	----	----	------	---	---	------	---	----	----	-----	---	-----	----	---	---	----	-----

## 34/14 Antonio McDyess 6'9" 220 lbs. F Alabama

Acquired: From Denver 10/1/97 in three-team deal. Suns sent Wesley Person & Tony Dumas to Cleveland & four draft picks to Denver: two 1st rd. picks (their own in 1998 & Milwaukee's in either 1998 or 1999) & two 2nd rd. picks (2000 & 2002). Cleveland also sent a 1st rd. pick to Denver; From New York 1/5/04 with Howard Eisley, Charlie Ward, Maciej Lampe, draft rights to Milos Vujanic, two future 1st rd. picks, cash for Stephon Marbury, Anfernee Hardaway, Cezary Trybanski. Departed: Contract expired on 6/30/98. Contract expired on 6/30/04.

YEAR	G	MIN	FGM	FGA	PCT	FTM	FTA	PCT	OR	DR	TR	AVG	AST	AVG	TO	STL	BLK	PTS	AVG
'97-98	81	30.1	497	927	.536	231	329	.702	206	407	613	7.6	106	1.3	142	100	135	1225	15.1
'03-04	24	21.1	61	126	.484	16	31	.516	39	99	138	5.8	16	0.7	30	25	13	138	5.8
<b>TOTALS</b>	<b>105</b>	<b>28.1</b>	<b>558</b>	<b>1053</b>	<b>.525</b>	<b>247</b>	<b>360</b>	<b>.686</b>	<b>245</b>	<b>506</b>	<b>751</b>	<b>7.2</b>	<b>122</b>	<b>1.2</b>	<b>172</b>	<b>125</b>	<b>148</b>	<b>1363</b>	<b>13.0</b>

### PLAYOFFS

'97-98	4	36.8	31	65	.477	9	14	.643	18	35	53	13.3	4	1.0	5	2	6	71	17.8
--------	---	------	----	----	------	---	----	------	----	----	----	------	---	-----	---	---	---	----	------

## 40 Mike McGee 6'5" 207 lbs. G Michigan

Acquired: Signed as free agent 3/26/90. Departed: Waived 7/1/90.

YEAR	G	MIN	FGM	FGA	PCT	FTM	FTA	PCT	OR	DR	TR	AVG	AST	AVG	TO	STL	BLK	PTS	AVG
'89-90	14	20.0	42	87	.483	10	21	.476	11	25	36	2.6	16	1.1	14	8	1	102	7.3

### PLAYOFFS

'89-90	10	4.4	7	20	.350	1	4	.250	1	3	4	0.4	2	0.2	—	1	1	18	1.8
--------	----	-----	---	----	------	---	---	------	---	---	---	-----	---	-----	---	---	---	----	-----

## 40 Stan McKenzie 6'5" 195 lbs. G New York U.

Acquired: 1968 NBA Expansion Draft from Baltimore. Departed: 1970 NBA Expansion Draft by Portland.

YEAR	G	MIN	FGM	FGA	PCT	FTM	FTA	PCT	OR	DR	TR	AVG	AST	AVG	TO	STL	BLK	PTS	AVG
'68-69	80	19.6	264	618	.427	219	287	.763	—	—	251	3.1	123	1.5	—	—	—	747	9.3
'69-70	58	9.1	81	206	.393	58	73	.795	—	—	93	1.6	52	0.9	—	—	—	220	3.8
<b>TOTALS</b>	<b>138</b>	<b>15.2</b>	<b>345</b>	<b>824</b>	<b>.419</b>	<b>277</b>	<b>360</b>	<b>.769</b>	<b>—</b>	<b>—</b>	<b>344</b>	<b>2.5</b>	<b>175</b>	<b>1.3</b>	<b>—</b>	<b>—</b>	<b>—</b>	<b>967</b>	<b>7.0</b>

### PLAYOFFS

'69-70	7	10.1	8	29	.276	4	5	.800	—	—	9	1.3	3	0.4	—	—	—	20	2.9
--------	---	------	---	----	------	---	---	------	---	---	---	-----	---	-----	---	---	---	----	-----

## 34 McCoy McLemore 6'7" 235 lbs. F Drake

Acquired: 1968 NBA Expansion Draft from Chicago. Departed: To Detroit 12/17/68 for Jim Fox & 3rd rd. pick.

YEAR	G	MIN	FGM	FGA	PCT	FTM	FTA	PCT	OR	DR	TR	AVG	AST	AVG	TO	STL	BLK	PTS	AVG
'68-69	31	22.9	141	366	.385	85	110	.773	—	—	168	5.4	50	1.6	—	—	—	367	11.8

## 8 Jerel McNeal 6'3" 200 lbs. G Marquette

Acquired: Signed to 10-day contract 4/1/15, signed to multiyear contract 4/1/15. Departed: Waived 7/17/15.

YEAR	G	MIN	FGM	FGA	PCT	FTM	FTA	PCT	OR	DR	TR	AVG	AST	AVG	TO	STL	BLK	PTS	AVG
'14-15	6	6.0	3	11	.273	2	2	1.000	0	3	3	0.5	2	0.3	5	3	1	9	1.5

## 23 Paul McPherson 6'2" 225 lbs. G DePaul

Acquired: Signed as free agent 8/23/00. Departed: To Golden State 1/26/01 with Corie Blount, Ruben Garces for Vinny Del Negro.

YEAR	G	MIN	FGM	FGA	PCT	FTM	FTA	PCT	OR	DR	TR	AVG	AST	AVG	TO	STL	BLK	PTS	AVG
'00-01	33	9.3	47	96	.490	18	24	.750	20	28	48	1.5	64	0.5	23	12	3	112	3.4







# 2017-18 PHOENIX SUNS

## 20 Jermaine O'Neal 6'11" 260 lbs. C Eau Claire H.S. (S.C.)

Acquired: Signed as free agent 8/15/12. Departed: Contract expired 6/30/13.

YEAR	G	MIN	FGM	FGA	PCT	FTM	FTA	PCT	OR	DR	TR	AVG	AST	AVG	TO	STL	BLK	PTS	AVG
12-13	55	18.7	179	371	.482	96	115	.835	82	211	293	5.3	42	0.8	73	19	78	454	8.3

## 32 Shaquille O'Neal 7'1" 325 lbs. C Louisiana State

Acquired: From Miami 2/6/08 in exchange for Shawn Marion and Marcus Banks.

Departed: To Cleveland 6/25/09 for Ben Wallace, Sasha Pavlovic, a future conditional second-round pick and cash considerations.

YEAR	G	MIN	FGM	FGA	PCT	FTM	FTA	PCT	OR	DR	TR	AVG	AST	AVG	TO	STL	BLK	PTS	AVG
07-08	28	28.7	140	229	.611	82	160	.512	67	229	296	10.6	48	1.7	83	13	34	362	12.9
08-09	75	30.0	512	841	.609	309	519	.595	187	446	633	8.4	126	1.7	168	49	108	1333	17.8
<b>TOTALS</b>	<b>103</b>	<b>29.7</b>	<b>652</b>	<b>1070</b>	<b>.609</b>	<b>391</b>	<b>679</b>	<b>.576</b>	<b>254</b>	<b>675</b>	<b>929</b>	<b>9.2</b>	<b>174</b>	<b>1.7</b>	<b>251</b>	<b>62</b>	<b>142</b>	<b>1695</b>	<b>16.5</b>

### PLAYOFFS

07-08	5	30.0	22	50	.440	32	64	.500	13	33	46	9.2	5	1.0	9	5	13	76	15.2
-------	---	------	----	----	------	----	----	------	----	----	----	-----	---	-----	---	---	----	----	------

## 45/46 Bo Outlaw 6'8" 220 lbs. F Houston

Acquired: From Orlando 11/6/01 with 1st rd. pick in three-team deal with Orlando, L.A. Clippers that sent Jud Buechler to Orlando and Vinny Del Negro to L.A. Clippers; Signed as free agent 11/8/04. Departed: To Memphis 9/30/03 with Jake Tsakalidis for Brevin Knight, Robert Archibald, Cezary Trybanski; Contract expired 6/30/05.

YEAR	G	MIN	FGM	FGA	PCT	FTM	FTA	PCT	OR	DR	TR	AVG	AST	AVG	TO	STL	BLK	PTS	AVG
01-02	73	24.2	153	278	.550	35	84	.417	132	203	335	4.6	122	1.7	85	61	83	342	4.7
02-03	80	22.5	153	278	.550	72	116	.621	134	234	368	4.6	112	1.4	76	50	71	378	4.7
04-05	39	5.5	12	34	.353	5	9	.556	16	37	53	1.4	13	0.3	8	6	12	29	0.7
<b>TOTALS</b>	<b>192</b>	<b>19.7</b>	<b>318</b>	<b>590</b>	<b>.539</b>	<b>112</b>	<b>209</b>	<b>.536</b>	<b>282</b>	<b>474</b>	<b>740</b>	<b>3.9</b>	<b>247</b>	<b>1.3</b>	<b>169</b>	<b>117</b>	<b>166</b>	<b>749</b>	<b>3.9</b>

### PLAYOFFS

02-03	6	11.7	1	10	.100	2	4	.500	6	7	13	2.2	5	0.8	6	1	1	4	0.7
04-05	1	2.0	0	1	.000	0	0	—	0	0	0	0.0	1	1.0	0	1	0	0	0.0
<b>TOTALS</b>	<b>7</b>	<b>10.3</b>	<b>1</b>	<b>11</b>	<b>.090</b>	<b>2</b>	<b>4</b>	<b>.500</b>	<b>6</b>	<b>7</b>	<b>13</b>	<b>1.9</b>	<b>6</b>	<b>0.9</b>	<b>6</b>	<b>2</b>	<b>1</b>	<b>4</b>	<b>0.6</b>

## 45 Jim Owens 6'5" 205 lbs. G Arizona State

Acquired: 8th rd., 1973 NBA Draft (128th Overall). Departed: Waived 7/15/75.

YEAR	G	MIN	FGM	FGA	PCT	FTM	FTA	PCT	OR	DR	TR	AVG	AST	AVG	TO	STL	BLK	PTS	AVG
73-74	17	5.9	21	39	.538	11	14	.786	1	8	9	0.5	15	0.9	—	5	0	53	3.1
74-75	41	10.5	56	145	.386	12	16	.750	7	36	43	1.0	49	1.2	—	16	2	124	3.0
<b>TOTALS</b>	<b>58</b>	<b>9.2</b>	<b>77</b>	<b>184</b>	<b>.418</b>	<b>23</b>	<b>30</b>	<b>.767</b>	<b>8</b>	<b>44</b>	<b>52</b>	<b>0.9</b>	<b>64</b>	<b>1.1</b>	<b>—</b>	<b>21</b>	<b>2</b>	<b>177</b>	<b>3.1</b>

## 10 Mitt Palacio 6'3" 195 lbs. G Colorado State

Acquired: From Boston 2/20/02 with Joe Johnson, Randy Brown and 2002 1st rd. pick (Casey Jacobsen) for Rodney Rogers and Tony Delk.

Departed: To Cleveland 9/17/02 for a 2008 2nd rd. draft pick.

YEAR	G	MIN	FGM	FGA	PCT	FTM	FTA	PCT	OR	DR	TR	AVG	AST	AVG	TO	STL	BLK	PTS	AVG
01-02	28	9.7	30	79	.380	18	23	.783	3	20	23	0.8	29	1.0	16	9	1	79	2.8

## 1/17 Smush Parker 6'4" 180 lbs. G Fordham

Acquired: Signed a 10-day contract 1/19/05. Departed: Waived 2/4/05.

YEAR	G	MIN	FGM	FGA	PCT	FTM	FTA	PCT	OR	DR	TR	AVG	AST	AVG	TO	STL	BLK	PTS	AVG
04-05	5	6.8	7	15	.467	0	0	—	2	1	3	0.6	4	0.8	9	2	0	15	3.0

## 18 Curtis Perry 6'7" 220 lbs. F S.W. Missouri State

Acquired: From New Orleans Jazz 9/16/74 with Dennis Awtrey, Nate Hawthorne and 1st rd. pick for Neal Walk and 2nd rd. pick. Departed: Retired 9/13/78.

YEAR	G	MIN	FGM	FGA	PCT	FTM	FTA	PCT	OR	DR	TR	AVG	AST	AVG	TO	STL	BLK	PTS	AVG
74-75	79	34.0	437	917	.477	184	256	.719	347	593	940	11.9	186	2.4	—	108	78	1058	13.4
75-76	71	31.7	386	776	.497	175	239	.732	197	487	684	9.6	182	2.6	—	84	66	947	13.3
76-77	44	31.6	179	414	.432	112	142	.789	149	246	395	9.0	79	1.8	—	49	28	470	10.7
77-78	45	18.2	110	243	.453	51	65	.785	87	163	250	5.6	48	1.1	63	34	22	271	6.0
<b>TOTALS</b>	<b>239</b>	<b>29.9</b>	<b>1112</b>	<b>2350</b>	<b>.474</b>	<b>522</b>	<b>702</b>	<b>.744</b>	<b>780</b>	<b>1489</b>	<b>2269</b>	<b>9.5</b>	<b>495</b>	<b>2.1</b>	<b>63</b>	<b>275</b>	<b>194</b>	<b>2786</b>	<b>11.7</b>

### PLAYOFFS

75-76	19	32.4	99	218	.454	44	68	.647	63	83	146	7.7	36	1.9	—	12	17	242	12.7
-------	----	------	----	-----	------	----	----	------	----	----	-----	-----	----	-----	---	----	----	-----	------

## 2 Elliot Perry 6'0" 160 lbs. G Memphis

Acquired: Signed as free agent 1/22/94; Signed as free agent 12/8/00. Departed: To Milwaukee 8/25/96 for Marty Conlon & 1st rd. pick; Contract expired on 6/30/01.

YEAR	G	MIN	FGM	FGA	PCT	FTM	FTA	PCT	OR	DR	TR	AVG	AST	AVG	TO	STL	BLK	PTS	AVG
93-94	27	16.0	42	113	.372	21	28	.750	12	27	39	1.4	125	4.6	43	25	1	105	3.9
94-95	82	24.1	306	588	.520	158	195	.810	51	100	151	1.8	394	4.8	163	156	4	795	9.7
95-96	81	20.6	261	549	.475	151	194	.778	34	102	136	1.7	353	4.6	146	87	5	697	8.6
00-01	43	10.7	60	129	.465	16	22	.727	8	34	42	1.0	74	1.7	32	19	1	137	3.2
<b>TOTALS</b>	<b>233</b>	<b>19.5</b>	<b>669</b>	<b>1379</b>	<b>.486</b>	<b>346</b>	<b>439</b>	<b>.788</b>	<b>105</b>	<b>263</b>	<b>368</b>	<b>1.6</b>	<b>446</b>	<b>2.2</b>	<b>384</b>	<b>287</b>	<b>11</b>	<b>1734</b>	<b>7.4</b>

### PLAYOFFS

93-94	4	3.3	1	7	.143	0	0	.000	0	0	0	0.0	1	0.3	0	0	1	2	0.5
94-95	9	11.8	20	42	.476	20	25	.800	3	7	10	1.1	12	1.3	9	5	0	62	6.2
95-96	4	12.8	7	14	.500	0	1	.000	0	2	2	0.5	12	3.0	0	2	0	14	3.5
00-01	2	8.5	6	10	.600	1	1	1.000	1	3	4	2.0	4	2.0	0	2	0	13	6.5
<b>TOTALS</b>	<b>19</b>	<b>9.8</b>	<b>34</b>	<b>73</b>	<b>.466</b>	<b>21</b>	<b>27</b>	<b>.778</b>	<b>4</b>	<b>12</b>	<b>16</b>	<b>0.8</b>	<b>29</b>	<b>1.5</b>	<b>9</b>	<b>9</b>	<b>1</b>	<b>91</b>	<b>4.8</b>

34	Tim Perry		6'9"			220 lbs.		F		Temple										
Acquired: 1st rd., 1988 NBA Draft (7th Overall). <b>Departed:</b> To Philadelphia 6/17/92 with Jeff Hornacek, Andrew Lang for Charles Barkley.																				
YEAR	G	MIN	FGM	FGA	PCT	FTM	FTA	PCT	OR	DR	TR	AVG	AST	AVG	TO	STL	BLK	PTS	AVG	
'88-89	62	9.9	108	201	.537	40	65	.615	61	71	132	2.1	18	0.3	37	19	32	257	4.1	
'89-90	60	10.2	100	195	.513	53	90	.589	79	73	152	2.5	17	0.3	47	21	22	254	4.2	
'90-91	46	12.8	75	144	.521	43	70	.614	53	73	126	2.7	27	0.6	32	23	43	193	4.2	
'91-92	80	31.0	413	789	.523	153	215	.712	204	347	551	6.9	134	1.7	141	44	116	982	12.3	
<b>TOTALS</b>	<b>248</b>	<b>17.3</b>	<b>696</b>	<b>1329</b>	<b>.524</b>	<b>289</b>	<b>440</b>	<b>.657</b>	<b>397</b>	<b>564</b>	<b>961</b>	<b>3.9</b>	<b>196</b>	<b>0.8</b>	<b>257</b>	<b>107</b>	<b>223</b>	<b>1686</b>	<b>6.8</b>	
PLAYOFFS																				
'88-89	4	4.3	2	4	.500	0	2	.000	1	1	2	0.5	0	0.0	1	2	1	4	1.0	
'89-90	11	9.1	13	25	.520	8	18	.444	10	11	21	1.9	2	0.2	5	3	6	34	3.1	
'91-92	8	23.1	38	63	.603	23	32	.719	12	27	39	4.9	11	1.4	14	3	6	99	12.4	
<b>TOTALS</b>	<b>23</b>	<b>13.1</b>	<b>53</b>	<b>92</b>	<b>.576</b>	<b>31</b>	<b>52</b>	<b>.596</b>	<b>23</b>	<b>39</b>	<b>62</b>	<b>2.7</b>	<b>13</b>	<b>0.6</b>	<b>20</b>	<b>8</b>	<b>13</b>	<b>137</b>	<b>6.0</b>	

11	Wesley Person		6'6"			185 lbs.		G/F		Auburn										
Acquired: 1st rd., 1994 NBA Draft (23rd Overall). <b>Departed:</b> To Cleveland 10/1/97 with Tony Dumas in three-team deal with Denver. Suns received Antonio McDyess from Denver for two 1st rd. picks (1998; Milwaukee's in 98 or 99); two 2nd rd. picks (2000 & 2002) and cash. Cleveland also sent a future 1st rd. pick to Denver.																				
YEAR	G	MIN	FGM	FGA	PCT	FTM	FTA	PCT	OR	DR	TR	AVG	AST	AVG	TO	STL	BLK	PTS	AVG	
'94-95	78	1800	309	638	.484	80	101	.792	67	134	201	2.6	105	1.3	79	48	24	814	10.4	
'95-96	82	2609	390	877	.445	148	192	.771	56	265	321	3.9	138	1.7	89	55	22	1045	12.7	
'96-97	80	2326	409	903	.453	91	114	.798	68	224	292	3.7	123	1.5	76	86	20	1080	13.5	
<b>TOTALS</b>	<b>240</b>	<b>6735</b>	<b>1180</b>	<b>2418</b>	<b>.458</b>	<b>319</b>	<b>407</b>	<b>.784</b>	<b>191</b>	<b>623</b>	<b>814</b>	<b>3.4</b>	<b>366</b>	<b>1.5</b>	<b>244</b>	<b>189</b>	<b>66</b>	<b>2939</b>	<b>12.2</b>	
PLAYOFFS																				
'94-95	10	247	34	83	.410	11	12	.917	9	12	21	2.1	11	1.1	9	3	2	96	9.6	
'95-96	4	182	22	56	.393	4	5	.800	8	15	23	5.8	3	0.8	5	3	1	57	14.3	
'96-97	5	163	25	53	.472	14	18	.778	5	28	33	6.6	6	1.2	4	4	3	78	15.6	
<b>TOTALS</b>	<b>19</b>	<b>593</b>	<b>81</b>	<b>192</b>	<b>.422</b>	<b>29</b>	<b>35</b>	<b>.829</b>	<b>22</b>	<b>55</b>	<b>77</b>	<b>4.1</b>	<b>20</b>	<b>1.1</b>	<b>18</b>	<b>10</b>	<b>6</b>	<b>231</b>	<b>12.2</b>	

52	Eric Piatkowski		6'7"			215 lbs.		G/F		Nebraska										
Acquired: Signed as free agent 7/13/06. <b>Departed:</b> Contract expired on 6/30/08.																				
YEAR	G	MIN	FGM	FGA	PCT	FTM	FTA	PCT	OR	DR	TR	AVG	AST	AVG	TO	STL	BLK	PTS	AVG	
'06-07	11	6.6	9	25	.360	2	2	1.000	2	7	9	0.8	4	0.4	5	0	1	27	2.5	
'07-08	16	7.1	12	33	.364	4	4	1.000	1	11	12	0.8	10	0.6	6	0	1	39	2.4	
<b>TOTALS</b>	<b>27</b>	<b>6.9</b>	<b>21</b>	<b>58</b>	<b>.362</b>	<b>6</b>	<b>6</b>	<b>1.000</b>	<b>3</b>	<b>18</b>	<b>21</b>	<b>0.8</b>	<b>14</b>	<b>0.5</b>	<b>11</b>	<b>0</b>	<b>2</b>	<b>66</b>	<b>2.4</b>	
PLAYOFFS																				
'06-07	1	3.0	1	1	1.000	0	0	—	0	0	0	0.0	0	0.0	0	0	0	2	2.0	
'07-08	1	2.0	0	0	0	0	0	—	0	0	0	0.0	0	0.0	0	0	0	0	0.0	
<b>TOTALS</b>	<b>2</b>	<b>2.5</b>	<b>1</b>	<b>1</b>	<b>1.000</b>	<b>0</b>	<b>0</b>	<b>—</b>	<b>0</b>	<b>0</b>	<b>0</b>	<b>0.0</b>	<b>0</b>	<b>0.0</b>	<b>0</b>	<b>0</b>	<b>0</b>	<b>2</b>	<b>1.0</b>	

12	Mickaël Pietrus		6'6"			215 lbs.		G/F		Pau Orthez (France)									
Acquired: From Orlando 12/18/10 with Marcin Gortat, Vince Carter, a 2011 first-round pick and cash considerations for Jason Richardson, Hedo Turkoglu and Earl Clark. <b>Departed:</b> Waived on Dec. 22, 2011																			
YEAR	G	MIN	FGM	FGA	PCT	FTM	FTA	PCT	OR	DR	TR	AVG	AST	AVG	TO	STL	BLK	PTS	AVG
'10-11	38	18.1	98	250	.392	36	51	.706	9	67	76	2.0	23	0.6	25	19	18	283	7.4

54	Ed Pinckney		6'9"			215 lbs.		F		Villanova									
Acquired: 1st rd., 1985 NBA Draft (10th Overall). <b>Departed:</b> To Sacramento 6/19/87 with 2nd rd. pick for Eddie Johnson.																			
YEAR	G	MIN	FGM	FGA	PCT	FTM	FTA	PCT	OR	DR	TR	AVG	AST	AVG	TO	STL	BLK	PTS	AVG
'85-86	80	20.0	255	457	.558	171	254	.673	95	213	308	3.9	90	1.1	148	71	37	681	8.5
'86-87	80	28.1	290	497	.584	257	348	.739	179	401	580	7.3	116	1.5	135	86	54	837	10.5
<b>TOTALS</b>	<b>160</b>	<b>24.1</b>	<b>545</b>	<b>954</b>	<b>.571</b>	<b>428</b>	<b>602</b>	<b>.711</b>	<b>274</b>	<b>614</b>	<b>888</b>	<b>5.6</b>	<b>206</b>	<b>1.3</b>	<b>283</b>	<b>157</b>	<b>91</b>	<b>1518</b>	<b>9.5</b>

32	Charles Pittman		6'7"			220 lbs.		F		Maryland										
Acquired: 3rd rd., 1982 NBA Draft (61st Overall). <b>Departed:</b> Signed 8/13/86 by Varese of Italian League.																				
YEAR	G	MIN	FGM	FGA	PCT	FTM	FTA	PCT	OR	DR	TR	AVG	AST	AVG	TO	STL	BLK	PTS	AVG	
'82-83	28	6.1	19	40	.475	25	37	.676	13	18	31	1.1	7	0.3	22	2	7	63	2.3	
'83-84	69	14.3	126	209	.603	69	101	.683	76	138	214	3.1	70	1.0	81	16	22	321	4.7	
'84-85	68	14.7	107	227	.471	109	146	.747	90	137	227	3.3	69	1.0	100	20	21	323	4.8	
'85-86	69	16.4	127	218	.583	99	141	.702	99	147	246	3.6	58	0.8	107	37	23	353	5.1	
<b>TOTALS</b>	<b>234</b>	<b>14.1</b>	<b>379</b>	<b>694</b>	<b>.546</b>	<b>302</b>	<b>425</b>	<b>.711</b>	<b>278</b>	<b>440</b>	<b>718</b>	<b>3.1</b>	<b>204</b>	<b>0.9</b>	<b>310</b>	<b>75</b>	<b>73</b>	<b>1060</b>	<b>4.5</b>	
PLAYOFFS																				
'82-83	1	1.0	0	0	.000	0	0	.000	0	0	0	0.0	0	0.0	0	0	0	0	0.0	
'83-84	17	14.9	28	51	.549	18	29	.621	25	39	64	3.8	12	0.7	16	5	5	74	4.4	
'84-85	3	27.3	14	23	.608	12	17	.706	6	13	19	6.3	9	3.0	9	0	3	40	13.3	
<b>TOTALS</b>	<b>21</b>	<b>16.0</b>	<b>42</b>	<b>74</b>	<b>.568</b>	<b>30</b>	<b>46</b>	<b>.652</b>	<b>31</b>	<b>52</b>	<b>83</b>	<b>4.0</b>	<b>21</b>	<b>1.0</b>	<b>25</b>	<b>5</b>	<b>8</b>	<b>114</b>	<b>5.4</b>	

22	Miles Plumlee		6'11"			255 lbs.		C		Duke									
Acquired: From Indiana 7/27/13 with Gerald Green and 1st rd. pick for Luis Scola. <b>Departed:</b> To Milwaukee 2/19/15 with Tyler Ennis in three-team trade with Philadelphia that sent Brandon Knight and Kendall Marshall from Milwaukee to Phoenix and sent L.A. Lakers future 1st rd. pick from Phoenix to Philadelphia.																			
YEAR	G	MIN	FGM	FGA	PCT	FTM	FTA	PCT	OR	DR	TR	AVG	AST	AVG	TO	STL	BLK	PTS	AVG
'13-14	80	24.6	286	553	.517	74	132	.561	198	428	626	7.8	43	0.5	111	50	90	646	8.1
'14-15	54	18.6	107	195	.549	19	38	.500	95	179	274	5.1	27	0.5	45	35	55	233	4.3
<b>TOTALS</b>	<b>134</b>	<b>22.2</b>	<b>393</b>	<b>748</b>	<b>.525</b>	<b>93</b>	<b>170</b>	<b>.547</b>	<b>293</b>	<b>607</b>	<b>900</b>	<b>6.7</b>	<b>70</b>	<b>0.5</b>	<b>156</b>	<b>85</b>	<b>145</b>	<b>879</b>	<b>6.6</b>

# 2017-18 PHOENIX SUNS

Suns All-Time Roster

## 25 Phil Pressey 5'11" 175 lbs. G Missouri

Acquired: Signed 10-day contracts 2/20/16 and 3/1/16. Departed: 10-day contract expired 3/10/16.

YEAR	G	MIN	FGM	FGA	PCT	FTM	FTA	PCT	OR	DR	TR	AVG	AST	AVG	TO	STL	BLK	PTS	AVG
'15-16	9	12.6	9	23	.391	4	7	.571	3	5	8	0.9	29	3.2	14	7	3	22	2.4

## 1 A.J. Price 6'2" 195 lbs. G Connecticut

Acquired: Signed to 10-day contract 3/21/15. Departed: Contract expired on 4/1/15.

YEAR	G	MIN	FGM	FGA	PCT	FTM	FTA	PCT	OR	DR	TR	AVG	AST	AVG	TO	STL	BLK	PTS	AVG
'14-15	5	44	3	14	.214	0	0	—	0	3	3	0.6	6	1.2	1	0	0	6	1.2

## 2/14 Ronnie Price 6'2" 190 lbs. G Utah Valley

Acquired: Signed as free agent 12/13/11; Signed as free agent 7/17/15; Signed 10-day contracts 1/27/17 and 2/6/17 then signed for remainder of season 2/24/17. Departed: Contract expired 6/30/12; Contract expired 6/30/16; Contract expired 6/30/17.

YEAR	G	MIN	FGM	FGA	PCT	FTM	FTA	PCT	OR	DR	TR	AVG	AST	AVG	TO	STL	BLK	PTS	AVG
'11-12	36	14.4	49	130	.377	20	25	.800	18	38	56	1.6	67	1.9	46	34	3	131	3.6
'15-16	62	19.5	116	302	.384	31	41	.756	25	74	99	1.6	147	2.4	70	74	13	331	5.3
'16-17	14	9.6	4	24	.167	3	4	.750	3	8	11	0.8	18	1.3	3	11	1	14	1.0
<b>TOTALS</b>	<b>112</b>	<b>16.6</b>	<b>169</b>	<b>456</b>	<b>.371</b>	<b>54</b>	<b>70</b>	<b>.771</b>	<b>46</b>	<b>120</b>	<b>166</b>	<b>1.5</b>	<b>232</b>	<b>2.1</b>	<b>119</b>	<b>119</b>	<b>17</b>	<b>476</b>	<b>4.3</b>

## 31 Kurt Rambis 6'8" 213 lbs. F Santa Clara

Acquired: From Charlotte Hornets 12/13/89 with two 2nd rd. picks for Armon Gilliam. Departed: Waived 11/20/92.

YEAR	G	MIN	FGM	FGA	PCT	FTM	FTA	PCT	OR	DR	TR	AVG	AST	AVG	TO	STL	BLK	PTS	AVG
'89-90	58	25.1	132	257	.514	52	72	.722	108	297	405	7.0	107	1.8	75	68	27	316	5.4
'90-91	62	14.5	83	167	.497	60	85	.706	77	189	266	4.3	64	1.0	45	25	11	226	3.6
'91-92	28	13.6	38	82	.463	14	18	.778	23	83	106	3.8	37	1.3	25	12	14	90	3.2
'92-93	5	8.2	4	7	.571	1	2	.500	2	4	6	1.2	1	0.2	6	3	0	9	1.8
<b>TOTALS</b>	<b>153</b>	<b>18.1</b>	<b>257</b>	<b>513</b>	<b>.501</b>	<b>127</b>	<b>177</b>	<b>.718</b>	<b>210</b>	<b>573</b>	<b>783</b>	<b>5.1</b>	<b>209</b>	<b>1.4</b>	<b>151</b>	<b>108</b>	<b>52</b>	<b>641</b>	<b>4.2</b>

### PLAYOFFS

'89-90	16	24.1	24	54	.444	19	28	.679	39	84	123	7.7	22	1.4	17	8	8	67	4.2
'90-91	4	13.3	2	5	.400	0	0	.000	8	6	14	3.5	4	1.0	4	5	1	4	1.0
<b>TOTALS</b>	<b>20</b>	<b>21.9</b>	<b>26</b>	<b>59</b>	<b>.441</b>	<b>19</b>	<b>28</b>	<b>.679</b>	<b>47</b>	<b>90</b>	<b>137</b>	<b>6.9</b>	<b>26</b>	<b>1.3</b>	<b>21</b>	<b>13</b>	<b>9</b>	<b>71</b>	<b>3.6</b>

## 43 Shavlik Randolph 6'10" 245 lbs. F Duke

Acquired: Signed as a free agent 3/1/14. Departed: To Boston 1/15/15 in three-team trade with L.A. Clippers that sent Reggie Bullock from L.A. Clippers to Phoenix.

YEAR	G	MIN	FGM	FGA	PCT	FTM	FTA	PCT	OR	DR	TR	AVG	AST	AVG	TO	STL	BLK	PTS	AVG
'13-14	14	6.8	7	14	.500	6	11	.545	7	18	25	1.8	1	0.1	5	3	1	20	1.4
'14-15	16	6.3	6	25	.240	5	10	.500	12	14	26	1.6	3	0.2	2	4	2	17	1.1
<b>TOTALS</b>	<b>30</b>	<b>6.5</b>	<b>13</b>	<b>39</b>	<b>.333</b>	<b>11</b>	<b>21</b>	<b>.524</b>	<b>19</b>	<b>32</b>	<b>51</b>	<b>1.7</b>	<b>4</b>	<b>0.1</b>	<b>7</b>	<b>7</b>	<b>3</b>	<b>37</b>	<b>1.2</b>

## 24 Joe Reaves 6'5" 210 lbs. G Bethel

Acquired: 3rd rd., 1973 NBA Draft (42nd Overall). Departed: Waived 11/27/73.

YEAR	G	MIN	FGM	FGA	PCT	FTM	FTA	PCT	OR	DR	TR	AVG	AST	AVG	TO	STL	BLK	PTS	AVG
'73-74	7	5.4	6	11	.545	4	11	.364	2	6	8	1.1	1	0.1	0	0	2	16	2.3

## 22 Michael Redd 6'6" 220 lbs. G Ohio State

Acquired: Signed as a free agent on 12/29/11. Departed: Contract expired on 6/30/12.

YEAR	G	MIN	FGM	FGA	PCT	FTM	FTA	PCT	OR	DR	TR	AVG	AST	AVG	TO	STL	BLK	PTS	AVG
'11-12	51	15.1	144	360	.400	88	111	.793	14	63	77	1.5	33	0.6	37	13	0	418	8.2

## 14 Terrence Rencher 6'3" 185 lbs. G Texas

Acquired: From Miami 2/22/96 for Tony Smith. Departed: Contract expired on 6/30/96.

YEAR	G	MIN	FGM	FGA	PCT	FTM	FTA	PCT	OR	DR	TR	AVG	AST	AVG	TO	STL	BLK	PTS	AVG
'95-96	2	4.0	1	1	1.000	1	3	.333	0	2	2	1.0	0	0.0	2	0	1	3	1.5

## 2 Shawn Respert 6'2" 195 lbs. G Michigan State

Acquired: Signed as free agent 1/29/99. Departed: Waived 3/2/99.

YEAR	G	MIN	FGM	FGA	PCT	FTM	FTA	PCT	OR	DR	TR	AVG	AST	AVG	TO	STL	BLK	PTS	AVG
'98-99	12	8.3	13	36	.361	7	10	.700	2	11	13	1.1	8	0.7	5	5	0	37	3.1

## 23 Jason Richardson 6'6" 225 lbs. G Michigan State

Acquired: From Charlotte on 12/10/08 with Jared Dudley and a 2010 second-round pick for Raja Bell, Boris Diaw and Sean Singletary. Departed: To Orlando 12/18/10 with Hedo Turkoglu and Earl Clark for Vince Carter, Marcin Gortat, Mickael Pietrus, a 2011 first-round pick and cash considerations.

YEAR	G	MIN	FGM	FGA	PCT	FTM	FTA	PCT	OR	DR	TR	AVG	AST	AVG	TO	STL	BLK	PTS	AVG
'08-09	58	19.9	368	754	.488	112	144	.778	64	197	261	4.5	110	1.9	71	62	25	950	16.4
'09-10	79	24.85	473	998	.474	136	184	.739	81	323	404	5.1	143	1.8	92	66	33	1239	15.7
'10-11	25	7.96	183	389	.470	55	72	.764	33	78	111	4.4	36	1.4	30	27	3	483	19.3
<b>TOTALS</b>	<b>162</b>	<b>5200</b>	<b>1024</b>	<b>2141</b>	<b>.478</b>	<b>303</b>	<b>400</b>	<b>.758</b>	<b>178</b>	<b>598</b>	<b>776</b>	<b>4.8</b>	<b>289</b>	<b>1.8</b>	<b>193</b>	<b>155</b>	<b>61</b>	<b>2672</b>	<b>16.5</b>

### PLAYOFFS

'09-10	16	533	112	223	.502	44	58	.759	18	69	87	5.4	17	1.1	10	17	4	316	19.8
--------	----	-----	-----	-----	------	----	----	------	----	----	----	-----	----	-----	----	----	---	-----	------

## 3 Quentin Richardson 6'6" 230 lbs. G/F DePaul

Acquired: Signed as free agent 7/29/04. Departed: To New York 6/28/05 with the draft rights to Nate Robinson for Kurt Thomas and the draft rights to Dijon Thompson.

YEAR	G	MIN	FGM	FGA	PCT	FTM	FTA	PCT	OR	DR	TR	AVG	AST	AVG	TO	STL	BLK	PTS	AVG
'04-05	79	35.9	407	1045	.389	136	184	.739	91	388	479	6.1	158	2.0	102	96	27	1176	14.9

### PLAYOFFS

'04-05	15	37.6	62	154	.403	23	46	.639	24	53	77	5.1	25	1.7	15	19	3	179	11.9
--------	----	------	----	-----	------	----	----	------	----	----	----	-----	----	-----	----	----	---	-----	------

# FIFTY SEASONS

## 12 Pat Riley 6'4" 210 lbs. G Kentucky

Acquired: From L.A. Lakers 11/3/75 for two 2nd rd. picks. Departed: Retired 9/21/76.

YEAR	G	MIN	FGM	FGA	PCT	FTM	FTA	PCT	OR	DR	TR	AVG	AST	AVG	TO	STL	BLK	PTS	AVG
75-76	60	13.2	112	288	.389	54	74	.730	15	32	47	0.8	57	1.0	—	21	5	278	4.6

### PLAYOFFS

75-76	5	5.4	6	15	.400	1	1	1.000	—	—	0	—	5	1.0	—	—	—	13	2.6
-------	---	-----	---	----	------	---	---	-------	---	---	---	---	---	-----	---	---	---	----	-----

## 8 Rick Robey 6'10" 240 lbs. F Kentucky

Acquired: From Boston 6/27/83 with two 2nd rd. picks for Dennis Johnson and 3rd rd. pick. Departed: Contract expired on 7/31/86.

YEAR	G	MIN	FGM	FGA	PCT	FTM	FTA	PCT	OR	DR	TR	AVG	AST	AVG	TO	STL	BLK	PTS	AVG
83-84	61	14.0	140	257	.545	61	88	.693	80	118	198	3.2	65	1.1	77	20	14	342	5.6
84-85	4	12.0	2	9	.222	1	2	.500	3	5	8	2.0	5	1.3	8	2	0	5	1.3
85-86	46	13.7	72	191	.377	33	48	.688	40	108	148	3.2	58	1.3	66	19	5	177	3.8
<b>TOTALS</b>	<b>111</b>	<b>13.8</b>	<b>214</b>	<b>457</b>	<b>.468</b>	<b>95</b>	<b>138</b>	<b>.688</b>	<b>123</b>	<b>231</b>	<b>354</b>	<b>3.2</b>	<b>128</b>	<b>1.2</b>	<b>151</b>	<b>41</b>	<b>19</b>	<b>524</b>	<b>4.7</b>

### PLAYOFFS

83-84	10	4.3	7	16	.438	4	8	.500	7	3	10	1.0	2	1.0	4	2	0	18	1.8
-------	----	-----	---	----	------	---	---	------	---	---	----	-----	---	-----	---	---	---	----	-----

## 30 Clifford Robinson 6'10" 225 lbs. F Connecticut

Acquired: Signed as free agent 8/25/97. Departed: To Detroit 7/18/01 for Jud Buechler and John Wallace.

YEAR	G	MIN	FGM	FGA	PCT	FTM	FTA	PCT	OR	DR	TR	AVG	AST	AVG	TO	STL	BLK	PTS	AVG
97-98	80	29.5	429	895	.479	248	360	.689	152	258	410	5.1	170	2.1	140	92	90	1133	14.2
98-99	50	34.8	299	629	.475	163	234	.697	68	158	226	4.5	128	2.6	88	75	59	819	16.4
99-00	80	35.5	530	1142	.464	298	381	.782	105	254	359	4.5	224	2.8	166	90	61	1478	18.5
00-01	82	33.5	501	1186	.422	253	357	.709	105	229	334	4.1	237	2.9	186	87	82	1345	16.4
<b>TOTALS</b>	<b>292</b>	<b>33.2</b>	<b>1759</b>	<b>3852</b>	<b>.457</b>	<b>962</b>	<b>1332</b>	<b>.722</b>	<b>430</b>	<b>899</b>	<b>1329</b>	<b>4.6</b>	<b>759</b>	<b>2.6</b>	<b>580</b>	<b>344</b>	<b>396</b>	<b>4775</b>	<b>16.4</b>

### PLAYOFFS

'97-98	4	23.0	9	33	.273	7	9	.778	6	6	12	3.0	3	0.8	5	3	2	25	6.3
98-99	3	39.0	19	40	.475	7	11	.636	7	9	16	5.3	8	2.7	7	6	1	47	15.7
99-00	9	37.0	56	145	.386	33	45	.733	18	36	54	6.0	19	2.1	18	11	7	158	17.6
00-01	4	28.5	21	50	.420	14	22	.636	6	10	16	4.0	4	1.0	9	6	2	60	15.0
<b>TOTALS</b>	<b>20</b>	<b>32.8</b>	<b>105</b>	<b>268</b>	<b>.392</b>	<b>61</b>	<b>87</b>	<b>.701</b>	<b>37</b>	<b>61</b>	<b>98</b>	<b>4.9</b>	<b>34</b>	<b>1.7</b>	<b>39</b>	<b>26</b>	<b>12</b>	<b>290</b>	<b>14.5</b>

## 21 Len "Truck" Robinson 6'7" 239 lbs. F Tennessee State

Acquired: From New Orleans Jazz 1/12/79 for Ron Lee, Marty Byrnes and two 1st rd. picks. Departed: To New York 7/7/82 for Maurice Lucas.

YEAR	G	MIN	FGM	FGA	PCT	FTM	FTA	PCT	OR	DR	TR	AVG	AST	AVG	TO	STL	BLK	PTS	AVG
78-79	26	29.1	169	333	.508	79	123	.642	56	169	225	8.6	39	1.5	90	17	12	417	16.0
79-80	82	30.0	545	1064	.512	325	487	.667	213	557	770	9.4	142	1.7	251	58	59	1415	17.3
80-81	82	37.7	647	1280	.505	249	396	.629	216	573	789	9.6	206	2.5	250	68	38	1543	18.8
81-82	74	37.1	579	1128	.513	255	371	.687	202	519	721	9.7	179	2.4	202	42	28	1414	19.1
<b>TOTALS</b>	<b>264</b>	<b>34.3</b>	<b>1940</b>	<b>3805</b>	<b>.510</b>	<b>908</b>	<b>1377</b>	<b>.659</b>	<b>687</b>	<b>1818</b>	<b>2505</b>	<b>9.5</b>	<b>566</b>	<b>2.1</b>	<b>793</b>	<b>185</b>	<b>137</b>	<b>4789</b>	<b>18.1</b>

### PLAYOFFS

78-79	15	26.1	56	139	.403	45	69	.652	38	83	121	8.1	10	0.7	31	6	12	157	10.5
79-80	3	21.3	6	16	.375	5	7	.714	5	15	20	6.7	4	1.3	8	3	2	17	5.7
80-81	7	33.3	27	77	.351	20	34	.588	23	52	75	10.7	13	1.9	13	5	2	74	10.6
81-82	7	30.4	45	80	.563	3	10	.300	14	39	53	7.6	19	2.7	10	5	1	93	13.3
<b>TOTALS</b>	<b>32</b>	<b>28.2</b>	<b>134</b>	<b>312</b>	<b>.429</b>	<b>73</b>	<b>120</b>	<b>.608</b>	<b>80</b>	<b>189</b>	<b>269</b>	<b>8.4</b>	<b>46</b>	<b>1.4</b>	<b>62</b>	<b>19</b>	<b>17</b>	<b>341</b>	<b>10.7</b>

## 20 Rumeal Robinson 6'2" 195 lbs. G Michigan

Acquired: From L.A. Lakers 11/10/97 with Cedric Ceballos for Robert Horry and Joe Kleine. Departed: Waived 2/14/97.

YEAR	G	MIN	FGM	FGA	PCT	FTM	FTA	PCT	OR	DR	TR	AVG	AST	AVG	TO	STL	BLK	PTS	AVG
96-97	12	7.3	16	34	.471	1	4	.250	1	6	7	0.6	8	0.7	5	1	0	36	3.0

## 54 Rodney Rogers 6'7" 255 lbs. F Wake Forest

Acquired: Signed as free agent 8/3/99. Departed: To Boston 2/20/02 with Tony Delk for Joe Johnson, Randy Brown, Milt Palacio and a 2002 1st rd. pick (Casey Jacobsen).

YEAR	G	MIN	FGM	FGA	PCT	FTM	FTA	PCT	OR	DR	TR	AVG	AST	AVG	TO	STL	BLK	PTS	AVG
99-00	82	27.9	428	881	.486	159	249	.639	138	309	447	5.5	170	2.1	163	94	47	1130	13.8
00-01	82	26.6	377	876	.430	188	247	.761	94	265	359	4.4	180	2.2	151	97	47	998	12.2
01-02	50	25.1	249	534	.466	82	99	.828	95	146	241	4.8	72	1.4	66	50	17	629	12.6
<b>TOTALS</b>	<b>214</b>	<b>26.7</b>	<b>1054</b>	<b>2291</b>	<b>.460</b>	<b>429</b>	<b>595</b>	<b>.721</b>	<b>327</b>	<b>720</b>	<b>1047</b>	<b>4.9</b>	<b>422</b>	<b>2.0</b>	<b>380</b>	<b>241</b>	<b>111</b>	<b>2757</b>	<b>12.9</b>

### PLAYOFFS

99-00	9	29.2	48	115	.417	23	31	.742	16	45	61	6.8	14	1.6	15	10	10	127	14.1
00-01	4	20.5	12	40	.300	9	14	.643	3	11	14	3.5	2	0.5	5	2	3	35	8.8
<b>TOTALS</b>	<b>13</b>	<b>26.5</b>	<b>60</b>	<b>155</b>	<b>.387</b>	<b>32</b>	<b>45</b>	<b>.711</b>	<b>19</b>	<b>56</b>	<b>75</b>	<b>5.8</b>	<b>16</b>	<b>1.2</b>	<b>20</b>	<b>12</b>	<b>13</b>	<b>162</b>	<b>12.5</b>

## 8 Jalen Rose 6'8" 215 lbs. G/F Michigan

Acquired: Signed as free agent 11/7/06. Departed: Contract expired 6/30/07.

YEAR	G	MIN	FGM	FGA	PCT	FTM	FTA	PCT	OR	DR	TR	AVG	AST	AVG	TO	STL	BLK	PTS	AVG
06-07	29	8.5	38	86	.442	11	12	.917	3	20	23	0.8	16	0.6	9	5	2	108	3.7

### PLAYOFFS

06-07	1	9.0	1	4	.250	0	0	.000	0	1	1	1.0	2	2.0	0	0	0	2	2.0
-------	---	-----	---	---	------	---	---	------	---	---	---	-----	---	-----	---	---	---	---	-----

## 8 Trevor Ruffin 6'1" 199 lbs. G Hawaii

Acquired: Signed as free agent 11/11/94. Departed: 1995 NBA Expansion Draft by Vancouver.

YEAR	G	MIN	FGM	FGA	PCT	FTM	FTA	PCT	OR	DR	TR	AVG	AST	AVG	TO	STL	BLK	PTS	AVG
94-95	49	6.5	84	197	.426	27	38	.711	8	15	23	0.5	48	1.0	47	14	2	233	4.8

### PLAYOFFS

94-95	5	2.2	4	8	.500	1	5	.200	0	3	3	0.7	2	0.4	0	1	0	10	2.0
-------	---	-----	---	---	------	---	---	------	---	---	---	-----	---	-----	---	---	---	----	-----

# 2017-18 PHOENIX SUNS

## 51 Stefano Rusconi 6'9" 240 lbs. F Italy

Acquired: Rights from Cleveland 6/27/90 for rights to Milous Babic; signed 6/14/95. Departed: Waived 1/31/96.

YEAR	G	MIN	FGM	FGA	PCT	FTM	FTA	PCT	OR	DR	TR	AVG	AST	AVG	TO	STL	BLK	PTS	AVG
'95-96	7	4.3	3	9	.333	2	5	.400	3	3	6	0.9	3	0.4	3	0	2	8	1.1

## 11 Mike Sanders 6'6" 215 lbs. F UCLA

Acquired: Signed as free agent 12/19/83. Departed: To Cleveland 2/25/88 with Larry Nance and Detroit's 1st rd. pick for Kevin Johnson, Mark West, Cleveland's 1st & 2nd rd. picks and L.A. Lakers' 2nd rd. pick.

YEAR	G	MIN	FGM	FGA	PCT	FTM	FTA	PCT	OR	DR	TR	AVG	AST	AVG	TO	STL	BLK	PTS	AVG
'83-84	50	11.7	97	203	.478	29	42	.690	40	63	103	2.1	44	0.9	44	23	12	223	4.5
'84-85	21	19.9	85	175	.486	45	59	.763	38	51	89	4.2	29	1.4	34	23	4	215	10.2
'85-86	82	20.0	347	676	.513	208	257	.809	104	169	273	3.3	150	1.8	76	76	31	905	11.0
'86-87	82	20.2	357	722	.494	143	183	.781	101	170	271	3.3	126	1.5	61	61	23	859	10.5
'87-88	35	13.3	82	171	.480	39	53	.736	28	34	62	1.8	30	0.9	27	18	4	203	5.8
<b>TOTALS</b>	<b>270</b>	<b>17.6</b>	<b>968</b>	<b>1947</b>	<b>.497</b>	<b>464</b>	<b>594</b>	<b>.781</b>	<b>311</b>	<b>487</b>	<b>798</b>	<b>3.0</b>	<b>379</b>	<b>1.4</b>	<b>242</b>	<b>201</b>	<b>74</b>	<b>2405</b>	<b>8.9</b>

### PLAYOFFS

'83-84	15	10.1	22	46	.478	16	17	.941	10	10	20	1.3	7	0.5	14	6	4	60	4.0
'84-85	3	30.3	22	37	.595	8	10	.800	8	7	15	5.0	10	3.3	9	5	0	52	17.3
<b>TOTALS</b>	<b>18</b>	<b>13.5</b>	<b>44</b>	<b>83</b>	<b>.530</b>	<b>24</b>	<b>27</b>	<b>.889</b>	<b>18</b>	<b>17</b>	<b>35</b>	<b>1.9</b>	<b>17</b>	<b>0.9</b>	<b>23</b>	<b>11</b>	<b>4</b>	<b>112</b>	<b>6.2</b>

## 55/15 Daniel Santiago 7'1" 256 lbs. C Varese (Italy)

Acquired: Signed as free agent 8/3/00. Departed: Waived 1/7/02.

YEAR	G	MIN	FGM	FGA	PCT	FTM	FTA	PCT	OR	DR	TR	AVG	AST	AVG	TO	STL	BLK	PTS	AVG
'00-01	54	10.8	64	134	.478	42	61	.689	35	67	102	1.9	11	0.2	47	17	21	170	3.1
'01-02	3	8.0	4	8	.500	0	0	—	0	7	7	2.3	2	0.7	1	0	2	8	2.7
<b>TOTALS</b>	<b>57</b>	<b>10.6</b>	<b>68</b>	<b>142</b>	<b>.479</b>	<b>42</b>	<b>61</b>	<b>.689</b>	<b>35</b>	<b>74</b>	<b>109</b>	<b>1.9</b>	<b>13</b>	<b>0.2</b>	<b>48</b>	<b>17</b>	<b>23</b>	<b>178</b>	<b>3.1</b>

### PLAYOFFS

'00-01	1	12.0	1	2	.500	0	0	—	1	4	5	5.0	0	0.0	1	0	2	2	2.0
--------	---	------	---	---	------	---	---	---	---	---	---	-----	---	-----	---	---	---	---	-----

## 30 Fred Saunders 6'7" 210 lbs. F Syracuse

Acquired: 2nd rd., 1974 NBA Draft (31st Overall). Departed: Waived 2/11/76.

YEAR	G	MIN	FGM	FGA	PCT	FTM	FTA	PCT	OR	DR	TR	AVG	AST	AVG	TO	STL	BLK	PTS	AVG
'74-75	69	15.3	176	406	.433	66	95	.695	82	171	253	3.7	80	1.2	—	41	15	418	6.1
'75-76	17	8.6	28	64	.438	6	11	.545	11	26	37	2.2	13	0.8	—	5	1	62	3.6
<b>TOTALS</b>	<b>86</b>	<b>14.0</b>	<b>204</b>	<b>470</b>	<b>.434</b>	<b>72</b>	<b>106</b>	<b>.679</b>	<b>93</b>	<b>197</b>	<b>290</b>	<b>3.4</b>	<b>93</b>	<b>1.1</b>	<b>—</b>	<b>46</b>	<b>16</b>	<b>480</b>	<b>5.6</b>

## 24 Dan Schayes 6'11" 276 lbs. C Syracuse

Acquired: Signed as free agent 9/30/94. Departed: Signed as free agent by Miami 12/12/95.

YEAR	G	MIN	FGM	FGA	PCT	FTM	FTA	PCT	OR	DR	TR	AVG	AST	AVG	TO	STL	BLK	PTS	AVG
'94-95	69	11.9	126	248	.508	50	69	.725	57	151	208	3.0	89	1.3	64	20	37	303	4.4

### PLAYOFFS

'94-95	10	14.6	11	29	.379	7	8	.875	4	16	20	2.0	8	0.8	8	3	3	29	2.9
--------	----	------	----	----	------	---	---	------	---	----	----	-----	---	-----	---	---	---	----	-----

## 54 Dale Schleuter 6'10" 235 lbs. F Colorado State

Acquired: Signed as free agent 12/7/76. Departed: To Portland 7/15/77 for 4th rd. pick.

YEAR	G	MIN	FGM	FGA	PCT	FTM	FTA	PCT	OR	DR	TR	AVG	AST	AVG	TO	STL	BLK	PTS	AVG
'76-77	39	8.6	26	72	.361	18	31	.581	30	50	80	2.1	38	1.0	—	8	8	70	1.8

## 14 Luis Scola 6'9" 240 lbs. F Tau Ceramica (Argentina)

Acquired: Submitted winning bid off amnesty waivers 7/15/12. Departed: Traded to Indiana in exchange for Gerald Green, Miles Plumlee and a lottery protected 2014 first-round pick 7/27/13.

YEAR	G	MIN	FGM	FGA	PCT	FTM	FTA	PCT	OR	DR	TR	AVG	AST	AVG	TO	STL	BLK	PTS	AVG
'12-13	82	26.6	432	915	.472	181	230	.787	158	383	541	6.6	182	2.2	126	67	35	1048	12.8

## 14 Alvin Scott 6'7" 216 lbs. F Oral Roberts

Acquired: 7th rd., 1977 NBA Draft (137th Overall). Departed: Waived 10/14/85.

YEAR	G	MIN	FGM	FGA	PCT	FTM	FTA	PCT	OR	DR	TR	AVG	AST	AVG	TO	STL	BLK	PTS	AVG
'77-78	81	19.0	180	369	.488	132	191	.691	135	222	357	4.4	88	1.1	85	52	40	492	6.1
'78-79	81	21.4	212	396	.535	120	168	.714	104	256	360	4.4	126	1.6	99	80	62	544	6.7
'79-80	79	16.5	127	301	.422	95	122	.779	89	139	228	2.9	98	1.2	92	47	53	350	4.4
'80-81	82	17.4	173	348	.497	97	127	.764	101	167	268	3.3	114	1.4	77	60	70	444	5.4
'81-82	81	21.5	189	380	.497	108	148	.730	97	197	294	3.6	149	1.8	98	59	70	486	6.0
'82-83	81	14.1	124	259	.479	81	110	.736	60	164	224	2.8	97	1.2	64	48	31	329	4.1
'83-84	65	11.3	55	124	.444	56	72	.778	29	71	100	1.5	48	0.7	42	19	20	167	2.6
'84-85	77	16.1	111	259	.429	53	74	.716	46	115	161	2.1	127	1.6	39	39	25	276	3.6
<b>TOTALS</b>	<b>627</b>	<b>17.3</b>	<b>1171</b>	<b>2436</b>	<b>.481</b>	<b>742</b>	<b>1012</b>	<b>.733</b>	<b>661</b>	<b>1331</b>	<b>1992</b>	<b>3.3</b>	<b>847</b>	<b>1.4</b>	<b>596</b>	<b>404</b>	<b>371</b>	<b>3088</b>	<b>4.9</b>

### PLAYOFFS

'77-78	2	18.5	4	8	.500	5	6	.833	2	4	6	3.0	3	1.5	2	2	0	13	6.5
'78-79	15	14.5	20	52	.385	13	21	.619	14	28	42	2.8	22	1.5	14	6	16	53	3.5
'79-80	8	17.5	17	33	.515	4	8	.500	8	14	22	2.8	10	1.3	7	4	5	38	4.8
'80-81	7	17.1	14	30	.467	10	15	.667	8	11	19	2.7	7	1.0	7	4	6	38	5.4
'81-82	7	18.1	14	32	.438	4	8	.500	8	8	16	2.3	14	2.0	5	8	13	32	4.6
'82-83	3	20.7	6	13	.462	2	2	1.000	4	8	12	4.0	5	1.7	4	2	5	14	4.7
'83-84	16	6.9	10	26	.385	4	6	.667	10	14	24	1.5	7	0.4	7	2	2	25	1.6
'84-85	3	21.3	3	12	.250	5	6	.833	3	5	8	2.7	10	3.3	6	1	4	11	3.7
<b>TOTALS</b>	<b>61</b>	<b>14.4</b>	<b>88</b>	<b>206</b>	<b>.427</b>	<b>47</b>	<b>72</b>	<b>.653</b>	<b>57</b>	<b>92</b>	<b>149</b>	<b>2.4</b>	<b>78</b>	<b>1.3</b>	<b>52</b>	<b>29</b>	<b>51</b>	<b>224</b>	<b>3.7</b>

# FIFTY SEASONS

## 33 Charlie Scott 6'6" 175 lbs. G North Carolina

Acquired: From Boston 3/14/72 for future considerations. Departed: To Boston 5/23/75 for Paul Westphal and two 2nd rd. picks.

YEAR	G	MIN	FGM	FGA	PCT	FTM	FTA	PCT	OR	DR	TR	AVG	AST	AVG	TO	STL	BLK	PTS	AVG
71-72	6	29.5	48	113	.425	17	21	.810	—	—	23	3.8	26	4.3	—	—	—	113	18.8
72-73	81	37.8	806	1809	.446	436	556	.784	—	—	342	4.2	495	6.1	—	—	—	2048	25.3
73-74	52	38.5	538	1171	.459	246	315	.781	64	158	222	4.3	271	5.2	—	99	22	1322	25.4
74-75	69	37.6	703	1594	.441	274	351	.781	72	201	273	4.0	311	4.5	—	111	24	1680	24.3
<b>TOTALS</b>	<b>208</b>	<b>37.7</b>	<b>2095</b>	<b>4687</b>	<b>.447</b>	<b>973</b>	<b>1243</b>	<b>.783</b>	<b>136</b>	<b>359</b>	<b>860</b>	<b>4.1</b>	<b>1103</b>	<b>5.3</b>	<b>—</b>	<b>210</b>	<b>46</b>	<b>5163</b>	<b>24.8</b>

## 4 Dennis Scott 6'8" 229 lbs. F Georgia Tech

Acquired: From Dallas 2/18/98 for Cedric Ceballos. Departed: Contract expired on 6/30/98.

YEAR	G	MIN	FGM	FGA	PCT	FTM	FTA	PCT	OR	DR	TR	AVG	AST	AVG	TO	STL	BLK	PTS	AVG
97-98	29	17.0	71	162	.438	8	12	.667	8	42	50	1.7	24	0.8	12	10	7	181	6.2

### PLAYOFFS

97-98	4	15.5	7	17	.412	0	0	.000	2	6	8	2.0	1	0.3	2	1	0	17	4.3
-------	---	------	---	----	------	---	---	------	---	---	---	-----	---	-----	---	---	---	----	-----

## 17 Paul Shirley 6'10" 230 lbs. F Iowa State

Acquired: Signed as free agent 10/1/04; 1/23/05. Departed: Waived 11/3/04; Contract expired on 6/30/05.

YEAR	G	MIN	FGM	FGA	PCT	FTM	FTA	PCT	OR	DR	TR	AVG	AST	AVG	TO	STL	BLK	PTS	AVG
04-05	9	3.3	5	11	.455	2	4	.500	1	1	2	0.2	3	0.3	1	0	0	12	1.3

## 34 John Shumate 6'9" 235 lbs. F Notre Dame

Acquired: 1st rd., 1974 NBA Draft (4th Overall). Departed: To Buffalo 2/1/76 for Garfield Heard and 2nd rd. pick.

YEAR	G	MIN	FGM	FGA	PCT	FTM	FTA	PCT	OR	DR	TR	AVG	AST	AVG	TO	STL	BLK	PTS	AVG
75-76	43	21.6	186	338	.550	115	183	.628	61	179	240	5.6	62	1.4	—	44	16	487	11.3

## 29 Paul Silas 6'7" 220 lbs. F Creighton

Acquired: From Atlanta 5/8/69 for Gary Gregor. Departed: To Boston 9/19/72 to complete deal for Charlie Scott.

YEAR	G	MIN	FGM	FGA	PCT	FTM	FTA	PCT	OR	DR	TR	AVG	AST	AVG	TO	STL	BLK	PTS	AVG
69-70	78	36.4	373	804	.464	250	412	.607	—	—	916	11.7	214	2.7	—	—	—	996	12.8
70-71	81	36.3	338	789	.428	285	416	.685	—	—	1015	12.5	247	3.0	—	—	—	961	11.9
71-72	80	38.5	485	1031	.470	433	560	.773	—	—	955	11.9	343	4.3	—	—	—	1403	17.5
<b>TOTALS</b>	<b>239</b>	<b>37.1</b>	<b>1196</b>	<b>2624</b>	<b>.456</b>	<b>968</b>	<b>1388</b>	<b>.697</b>	<b>—</b>	<b>—</b>	<b>2886</b>	<b>12.1</b>	<b>804</b>	<b>3.4</b>	<b>—</b>	<b>—</b>	<b>—</b>	<b>3360</b>	<b>14.1</b>

### PLAYOFFS

69-70	7	40.9	46	109	.422	21	32	.656	—	—	111	15.9	30	4.3	—	—	—	113	16.1
-------	---	------	----	-----	------	----	----	------	---	---	-----	------	----	-----	---	---	---	-----	------

## 20 Garret Siler 6'11" 300 lbs. C Augusta State

Acquired: Signed as a free agent on 9/27/10. Departed: Waived on 1/12/12.

YEAR	G	MIN	FGM	FGA	PCT	FTM	FTA	PCT	OR	DR	TR	AVG	AST	AVG	TO	STL	BLK	PTS	AVG
10-11	21	4.8	17	31	.548	11	22	.500	16	12	28	1.3	3	0.1	10	1	4	45	2.1

## 19 Alvin Sims 6'4" 235 lbs. G Louisville

Acquired: Signed as free agent 4/28/99. Departed: Waived 5/4/99.

YEAR	G	MIN	FGM	FGA	PCT	FTM	FTA	PCT	OR	DR	TR	AVG	AST	AVG	TO	STL	BLK	PTS	AVG
98-99	4	6.3	4	10	.400	2	5	.400	3	1	4	1.0	5	1.3	6	2	0	11	2.8

## 4 Courtney Sims 6'11" 245 lbs. C Michigan

Acquired: Signed 10-day contracts on 1/20/09 and 2/14/09. Departed: Contract expired on 2/25/09.

YEAR	G	MIN	FGM	FGA	PCT	FTM	FTA	PCT	OR	DR	TR	AVG	AST	AVG	TO	STL	BLK	PTS	AVG
08-09	1	2.0	0	0	.000	0	0	.000	0	0	0	0.0	0	0.0	1	0	0	0	0.0

## 14 Sean Singletary 6'0" 185 lbs. G Virginia

Acquired: From Houston 8/25/08 in exchange for D.J. Strawberry. Departed: Traded along with Raja Bell and Boris Diaw to Charlotte on 12/10/08 in exchange for Jason Richardson, Jared Dudley and a 2010 second-round pick.

YEAR	G	MIN	FGM	FGA	PCT	FTM	FTA	PCT	OR	DR	TR	AVG	AST	AVG	TO	STL	BLK	PTS	AVG
08-09	13	9.4	12	37	.324	6	6	1.000	5	11	16	1.2	12	0.9	5	6	0	34	2.6

## 54 Brian Skinner 6'9" 255 lbs. F/C Baylor

Acquired: Signed as free agent 10/1/07. Departed: Contract expired on 6/30/08.

YEAR	G	MIN	FGM	FGA	PCT	FTM	FTA	PCT	OR	DR	TR	AVG	AST	AVG	TO	STL	BLK	PTS	AVG
07-08	66	12.8	92	198	.465	33	63	.524	63	175	238	3.6	15	0.2	39	21	77	219	3.3

### PLAYOFFS

07-08	4	5.3	2	4	.500	4	8	.500	0	3	3	0.8	0	0.0	0	0	3	8	2.0
-------	---	-----	---	---	------	---	---	------	---	---	---	-----	---	-----	---	---	---	---	-----

## 3 Ish Smith 6'0" 175 lbs. G Wake Forest

Acquired: From Milwaukee on 8/29/13 with Slava Kravtsov for Caron Butler. Departed: Waived 7/15/14.

YEAR	G	MIN	FGM	FGA	PCT	FTM	FTA	PCT	OR	DR	TR	AVG	AST	AVG	TO	STL	BLK	PTS	AVG
13-14	70	14.4	119	281	.423	22	39	.564	31	98	129	1.8	179	2.6	65	49	13	261	3.7

## 14 Tony Smith 6'4" 205 lbs. G Marquette

Acquired: Signed as free agent 11/1/95. Departed: To Miami 1/22/96 for Terrence Rencher.

YEAR	G	MIN	FGM	FGA	PCT	FTM	FTA	PCT	OR	DR	TR	AVG	AST	AVG	TO	STL	BLK	PTS	AVG
95-96	34	15.5	70	173	.405	24	37	.649	24	32	56	1.6	86	2.5	40	21	5	189	5.6





# FIFTY SEASONS

## 35 Mirza Teletovic 6'9" 245 lbs. F Caja Laboral (Bosnia & Herzegovina)

Acquired: Signed as free agent 7/17/15. Departed: Contract expired 6/30/16.

YEAR	G	MIN	FGM	FGA	PCT	FTM	FTA	PCT	OR	DR	TR	AVG	AST	AVG	TO	STL	BLK	PTS	AVG
15-16	79	21.3	332	777	.427	120	155	.774	55	247	302	3.8	89	1.1	84	32	21	965	12.2

## 31 Sebastian Telfair 6'0" 170 lbs. G Lincoln H.S. (N.Y.)

Acquired: Signed as free agent 12/10/11. Departed: Traded to Toronto in exchange for Hamed Haddadi and a second-round pick 2/21/13.

YEAR	G	MIN	FGM	FGA	PCT	FTM	FTA	PCT	OR	DR	TR	AVG	AST	AVG	TO	STL	BLK	PTS	AVG
11-12	60	14.9	141	342	.412	53	67	.791	20	71	91	1.5	138	2.3	68	41	12	368	6.1
12-13	46	17.3	94	247	.381	44	57	.772	12	56	68	1.5	114	2.5	53	28	10	275	6.0
<b>TOTALS</b>	<b>106</b>	<b>15.9</b>	<b>235</b>	<b>589</b>	<b>.399</b>	<b>97</b>	<b>124</b>	<b>.782</b>	<b>32</b>	<b>127</b>	<b>159</b>	<b>1.5</b>	<b>252</b>	<b>2.4</b>	<b>121</b>	<b>69</b>	<b>22</b>	<b>643</b>	<b>6.1</b>

## 32 Ira Terrell 6'8" 209 lbs. F Southern Methodist

Acquired: 3rd rd., 1976 NBA Draft (45th Overall). Departed: Waived 10/12/78.

YEAR	G	MIN	FGM	FGA	PCT	FTM	FTA	PCT	OR	DR	TR	AVG	AST	AVG	TO	STL	BLK	PTS	AVG
76-77	78	22.4	277	545	.508	111	176	.631	99	288	387	5.0	103	1.3	—	41	47	665	8.5

## 40 David Thirdkill 6'7" 214 lbs. F Bradley

Acquired: 1st rd., 1982 NBA Draft (15th Overall). Departed: To Detroit 10/17/83 for two 2nd rd. picks.

YEAR	G	MIN	FGM	FGA	PCT	FTM	FTA	PCT	OR	DR	TR	AVG	AST	AVG	TO	STL	BLK	PTS	AVG
82-83	49	10.6	74	170	.435	45	78	.577	28	44	72	1.5	36	0.7	48	19	4	194	4.0

## 3 Isaiah Thomas 5'9" 185 lbs. G Washington

Acquired: From Sacramento 7/12/14 in sign-and-trade for the rights to Alex Oriakhi. Departed: To Boston 2/19/15 in three-team trade with Detroit that sent Marcus Thornton and Cleveland's 2016 1st rd. pick to Phoenix from Boston.

YEAR	G	MIN	FGM	FGA	PCT	FTM	FTA	PCT	OR	DR	TR	AVG	AST	AVG	TO	STL	BLK	PTS	AVG
14-15	46	25.7	218	512	.426	184	211	.872	26	83	109	2.4	171	3.7	89	45	5	701	15.2

## 40 Joe Thomas 6'6" 205 lbs. F Marquette

Acquired: 6th rd., 1970 NBA Draft (95th Overall). Departed: Waived 9/21/71.

YEAR	G	MIN	FGM	FGA	PCT	FTM	FTA	PCT	OR	DR	TR	AVG	AST	AVG	TO	STL	BLK	PTS	AVG
70-71	39	5.2	23	86	.267	9	20	.450	—	—	43	1.1	17	0.4	—	—	—	55	1.4

## 40 Kurt Thomas 6'9" 235 lbs. C Texas Christian

Acquired: From New York 6/28/05 along with the draft rights to Dijon Thompson (54th Overall) for Quentin Richardson and the draft rights to Nate Robinson (21st Overall). Departed: To Seattle 7/20/07 along with 2008 and 2010 first-round picks for a conditional 2009 second-round pick (via Orlando).

YEAR	G	MIN	FGM	FGA	PCT	FTM	FTA	PCT	OR	DR	TR	AVG	AST	AVG	TO	STL	BLK	PTS	AVG
05-06	53	26.6	190	391	.486	75	92	.815	102	313	415	7.8	57	1.1	57	23	57	455	8.6
06-07	67	18.0	126	259	.486	56	71	.789	86	293	379	5.7	24	0.4	35	24	29	308	4.6
<b>TOTALS</b>	<b>120</b>	<b>21.8</b>	<b>316</b>	<b>650</b>	<b>.486</b>	<b>131</b>	<b>163</b>	<b>.804</b>	<b>188</b>	<b>606</b>	<b>794</b>	<b>6.6</b>	<b>81</b>	<b>0.7</b>	<b>92</b>	<b>47</b>	<b>86</b>	<b>763</b>	<b>6.4</b>

### PLAYOFFS

YEAR	G	MIN	FGM	FGA	PCT	FTM	FTA	PCT	OR	DR	TR	AVG	AST	AVG	TO	STL	BLK	PTS	AVG
05-06	1	6.0	0	0	—	1	2	.500	0	1	1	1.0	0	0.0	0	0	0	1	1.0
06-07	11	19.3	34	65	.523	15	17	.882	11	43	54	4.9	12	1.1	9	6	9	83	7.5
<b>TOTALS</b>	<b>12</b>	<b>18.2</b>	<b>34</b>	<b>65</b>	<b>.523</b>	<b>16</b>	<b>19</b>	<b>.842</b>	<b>11</b>	<b>44</b>	<b>55</b>	<b>4.6</b>	<b>12</b>	<b>1.0</b>	<b>9</b>	<b>6</b>	<b>9</b>	<b>84</b>	<b>7.0</b>

## 2 Tim Thomas 6'10" 235 lbs. F Villanova

Acquired: Signed as free agent 3/3/06. Departed: Contract expired on 6/30/06.

YEAR	G	MIN	FGM	FGA	PCT	FTM	FTA	PCT	OR	DR	TR	AVG	AST	AVG	TO	STL	BLK	PTS	AVG
05-06	26	24.4	107	246	.435	28	42	.667	22	105	127	4.9	18	0.7	32	16	6	287	11.0

### PLAYOFFS

YEAR	G	MIN	FGM	FGA	PCT	FTM	FTA	PCT	OR	DR	TR	AVG	AST	AVG	TO	STL	BLK	PTS	AVG
05-06	20	31.8	108	220	.491	38	49	.776	16	110	126	6.3	25	1.3	22	18	8	302	15.1

## 7 Bernard Thompson 6'6" 208 lbs. G Fresno State

Acquired: From Portland 6/14/85 for 2nd rd. pick. Departed: Selected by Charlotte Hornets in expansion draft 6/23/88.

YEAR	G	MIN	FGM	FGA	PCT	FTM	FTA	PCT	OR	DR	TR	AVG	AST	AVG	TO	STL	BLK	PTS	AVG
85-86	61	21.0	195	399	.489	127	157	.809	58	83	141	2.3	132	2.2	90	51	10	517	8.5
86-87	24	13.8	42	105	.400	27	33	.818	20	11	31	1.3	18	0.8	16	11	5	111	4.6
87-88	37	15.3	74	159	.465	43	60	.717	40	36	76	2.1	51	1.4	21	21	1	191	5.2
<b>TOTALS</b>	<b>122</b>	<b>17.9</b>	<b>311</b>	<b>663</b>	<b>.469</b>	<b>197</b>	<b>250</b>	<b>.781</b>	<b>118</b>	<b>130</b>	<b>248</b>	<b>2.0</b>	<b>201</b>	<b>1.7</b>	<b>127</b>	<b>83</b>	<b>16</b>	<b>819</b>	<b>6.7</b>

## 1 Dijon Thompson 6'7" 195 lbs. G UCLA

Acquired: Draft rights (54th Overall) from New York 6/28/05 with Kurt Thomas for Quentin Richardson and the draft rights to Nate Robinson (21st Overall). Departed: Contract expired 6/30/06.

YEAR	G	MIN	FGM	FGA	PCT	FTM	FTA	PCT	OR	DR	TR	AVG	AST	AVG	TO	STL	BLK	PTS	AVG
05-06	10	4.3	11	25	.440	2	2	1.000	4	7	11	1.1	1	0.1	2	3	1	28	2.8

## 4 Brooks Thompson 6'4" 195 lbs. G Oklahoma State

Acquired: Signed as a free agent 12/11/97. Departed: Waived 1/30/98.

YEAR	G	MIN	FGM	FGA	PCT	FTM	FTA	PCT	OR	DR	TR	AVG	AST	AVG	TO	STL	BLK	PTS	AVG
97-98	13	3.5	10	27	.370	1	3	.333	1	4	5	0.4	3	0.2	5	4	0	26	2.0







# FIFTY SEASONS

<b>7</b>	<b>Rory White</b>	<b>6'7"</b>	<b>212 lbs.</b>	<b>F</b>	<b>South Alabama</b>														
<b>Acquired:</b> 4th rd., 1982 NBA Draft (86th Overall). <b>Departed:</b> Waived 12/20/83.																			
<b>YEAR</b>	<b>G</b>	<b>MIN</b>	<b>FGM</b>	<b>FGA</b>	<b>PCT</b>	<b>FTM</b>	<b>FTA</b>	<b>PCT</b>	<b>OR</b>	<b>DR</b>	<b>TR</b>	<b>AVG</b>	<b>AST</b>	<b>AVG</b>	<b>TO</b>	<b>STL</b>	<b>BLK</b>	<b>PTS</b>	<b>AVG</b>
'82-83	65	9.6	127	234	.543	70	109	.642	47	58	105	1.6	30	0.5	51	16	2	324	5.0
'83-84	22	14.0	69	144	.479	24	42	.571	30	32	62	2.9	14	0.6	18	13	2	162	7.4
<b>TOTALS</b>	<b>87</b>	<b>10.7</b>	<b>196</b>	<b>378</b>	<b>.519</b>	<b>94</b>	<b>151</b>	<b>.623</b>	<b>77</b>	<b>90</b>	<b>167</b>	<b>1.9</b>	<b>44</b>	<b>0.5</b>	<b>69</b>	<b>29</b>	<b>4</b>	<b>486</b>	<b>5.6</b>
<b>PLAYOFFS</b>																			
'82-83	3	13.3	7	14	.500	2	4	.500	1	9	10	3.3	0	0.0	1	0	0	16	5.3
<b>55</b>	<b>Earl Williams</b>	<b>6'7"</b>	<b>235 lbs.</b>	<b>F</b>	<b>Winston-Salem</b>														
<b>Acquired:</b> 3rd rd., 1974 NBA Draft (49th Overall). <b>Departed:</b> To Detroit 5/28/75 for 2nd rd. pick.																			
<b>YEAR</b>	<b>G</b>	<b>MIN</b>	<b>FGM</b>	<b>FGA</b>	<b>PCT</b>	<b>FTM</b>	<b>FTA</b>	<b>PCT</b>	<b>OR</b>	<b>DR</b>	<b>TR</b>	<b>AVG</b>	<b>AST</b>	<b>AVG</b>	<b>TO</b>	<b>STL</b>	<b>BLK</b>	<b>PTS</b>	<b>AVG</b>
'74-75	79	13.2	163	394	.414	45	103	.437	156	300	456	5.8	95	1.2	—	28	32	371	4.7
<b>18</b>	<b>John "Hot Rod" Williams</b>	<b>6'11"</b>	<b>245 lbs.</b>	<b>C</b>	<b>Tulane</b>														
<b>Acquired:</b> From Cleveland 10/7/95 for Dan Majerte, Antonio Lang and 1st rd. pick. <b>Departed:</b> Contract expired on 6/30/98.																			
<b>YEAR</b>	<b>G</b>	<b>MIN</b>	<b>FGM</b>	<b>FGA</b>	<b>PCT</b>	<b>FTM</b>	<b>FTA</b>	<b>PCT</b>	<b>OR</b>	<b>DR</b>	<b>TR</b>	<b>AVG</b>	<b>AST</b>	<b>AVG</b>	<b>TO</b>	<b>STL</b>	<b>BLK</b>	<b>PTS</b>	<b>AVG</b>
'95-96	62	26.6	108	397	.453	95	130	.731	129	243	372	6.0	62	1.0	62	46	90	455	7.3
'96-97	68	31.4	204	416	.490	133	198	.672	178	384	562	8.3	100	1.5	66	67	88	541	8.0
'97-98	71	18.8	95	202	.470	65	93	.699	107	205	312	4.4	49	0.7	29	33	60	255	3.6
<b>TOTALS</b>	<b>201</b>	<b>25.5</b>	<b>479</b>	<b>1015</b>	<b>.472</b>	<b>293</b>	<b>421</b>	<b>.696</b>	<b>414</b>	<b>832</b>	<b>1246</b>	<b>6.2</b>	<b>211</b>	<b>1.0</b>	<b>157</b>	<b>146</b>	<b>238</b>	<b>1251</b>	<b>6.2</b>
<b>PLAYOFFS</b>																			
'95-96	4	28.8	14	32	.438	8	12	.667	11	15	26	6.3	1	0.3	6	0	7	36	9.0
'96-97	5	21.0	8	15	.533	4	10	.400	10	13	23	4.6	3	0.6	5	2	8	20	4.0
'97-98	3	11.0	2	7	.286	2	3	.667	2	2	4	1.3	1	0.3	0	1	2	6	2.0
<b>TOTALS</b>	<b>12</b>	<b>21.1</b>	<b>24</b>	<b>54</b>	<b>.444</b>	<b>14</b>	<b>25</b>	<b>.560</b>	<b>23</b>	<b>30</b>	<b>53</b>	<b>4.4</b>	<b>5</b>	<b>0.4</b>	<b>11</b>	<b>3</b>	<b>17</b>	<b>62</b>	<b>5.2</b>
<b>21</b>	<b>Micheal Williams</b>	<b>6'2"</b>	<b>175 lbs.</b>	<b>G</b>	<b>Baylor</b>														
<b>Acquired:</b> From Detroit 6/27/89 with Kenny Battle for Anthony Cook. <b>Departed:</b> Waived 12/12/89.																			
<b>YEAR</b>	<b>G</b>	<b>MIN</b>	<b>FGM</b>	<b>FGA</b>	<b>PCT</b>	<b>FTM</b>	<b>FTA</b>	<b>PCT</b>	<b>OR</b>	<b>DR</b>	<b>TR</b>	<b>AVG</b>	<b>AST</b>	<b>AVG</b>	<b>TO</b>	<b>STL</b>	<b>BLK</b>	<b>PTS</b>	<b>AVG</b>
'89-90	6	4.3	2	10	.200	1	2	.500	1	0	1	0.2	4	0.7	9	0	0	5	0.8
<b>47</b>	<b>Scott Williams</b>	<b>6'10"</b>	<b>260 lbs.</b>	<b>C</b>	<b>North Carolina</b>														
<b>Acquired:</b> Signed as free agent 7/19/02. <b>Departed:</b> Waived 1/28/04.																			
<b>YEAR</b>	<b>G</b>	<b>MIN</b>	<b>FGM</b>	<b>FGA</b>	<b>PCT</b>	<b>FTM</b>	<b>FTA</b>	<b>PCT</b>	<b>OR</b>	<b>DR</b>	<b>TR</b>	<b>AVG</b>	<b>AST</b>	<b>AVG</b>	<b>TO</b>	<b>STL</b>	<b>BLK</b>	<b>PTS</b>	<b>AVG</b>
'02-03	69	12.6	120	292	.411	33	42	.786	72	121	193	2.8	22	0.3	32	27	21	273	4.0
'03-04	16	16.7	53	101	.525	9	13	.692	23	49	72	4.5	6	0.4	6	15	7	117	7.3
<b>TOTALS</b>	<b>85</b>	<b>13.9</b>	<b>173</b>	<b>393</b>	<b>.440</b>	<b>42</b>	<b>55</b>	<b>.764</b>	<b>95</b>	<b>170</b>	<b>265</b>	<b>3.1</b>	<b>28</b>	<b>0.3</b>	<b>38</b>	<b>42</b>	<b>28</b>	<b>390</b>	<b>4.6</b>
<b>PLAYOFFS</b>																			
'02-03	6	13.8	11	32	.344	2	2	1.000	6	9	15	2.5	1	0.2	1	4	3	24	4.0
<b>21</b>	<b>George Wilson</b>	<b>6'8"</b>	<b>240 lbs.</b>	<b>F</b>	<b>Cincinnati</b>														
<b>Acquired:</b> 1968 Expansion Draft from Seattle. <b>Departed:</b> To Philadelphia 1/20/69 for Jerry Chambers.																			
<b>YEAR</b>	<b>G</b>	<b>MIN</b>	<b>FGM</b>	<b>FGA</b>	<b>PCT</b>	<b>FTM</b>	<b>FTA</b>	<b>PCT</b>	<b>OR</b>	<b>DR</b>	<b>TR</b>	<b>AVG</b>	<b>AST</b>	<b>AVG</b>	<b>TO</b>	<b>STL</b>	<b>BLK</b>	<b>PTS</b>	<b>AVG</b>
'68-69	41	12.94	191	481	.397	93	151	.616	—	—	505	12.3	76	1.9	—	—	—	475	11.6
<b>10</b>	<b>David Wood</b>	<b>6'9"</b>	<b>230 lbs.</b>	<b>F</b>	<b>Nevada</b>														
<b>Acquired:</b> Signed 10-day contract 1/18/96. <b>Departed:</b> 10-day contract expired 1/27/96.																			
<b>YEAR</b>	<b>G</b>	<b>MIN</b>	<b>FGM</b>	<b>FGA</b>	<b>PCT</b>	<b>FTM</b>	<b>FTA</b>	<b>PCT</b>	<b>OR</b>	<b>DR</b>	<b>TR</b>	<b>AVG</b>	<b>AST</b>	<b>AVG</b>	<b>TO</b>	<b>STL</b>	<b>BLK</b>	<b>PTS</b>	<b>AVG</b>
'95-96	4	8.5	1	6	.167	2	2	1.000	2	3	5	1.3	2	0.5	2	1	0	4	1.0
<b>32</b>	<b>Brandon Wright</b>	<b>6'10"</b>	<b>210 lbs.</b>	<b>F</b>	<b>North Carolina</b>														
<b>Acquired:</b> From Boston 1/9/15 for a protected 1st rd. pick via Minnesota. <b>Departed:</b> Contract expired 6/30/15.																			
<b>YEAR</b>	<b>G</b>	<b>MIN</b>	<b>FGM</b>	<b>FGA</b>	<b>PCT</b>	<b>FTM</b>	<b>FTA</b>	<b>PCT</b>	<b>OR</b>	<b>DR</b>	<b>TR</b>	<b>AVG</b>	<b>AST</b>	<b>AVG</b>	<b>TO</b>	<b>STL</b>	<b>BLK</b>	<b>PTS</b>	<b>AVG</b>
'14-15	40	21.5	120	207	.580	40	60	.667	70	124	194	4.9	23	0.6	16	32	47	280	7.0
<b>43</b>	<b>Michael Young</b>	<b>6'7"</b>	<b>220 lbs.</b>	<b>F</b>	<b>Houston</b>														
<b>Acquired:</b> Signed as free agent 11/27/84. <b>Departed:</b> Waived 12/10/84.																			
<b>YEAR</b>	<b>G</b>	<b>MIN</b>	<b>FGM</b>	<b>FGA</b>	<b>PCT</b>	<b>FTM</b>	<b>FTA</b>	<b>PCT</b>	<b>OR</b>	<b>DR</b>	<b>TR</b>	<b>AVG</b>	<b>AST</b>	<b>AVG</b>	<b>TO</b>	<b>STL</b>	<b>BLK</b>	<b>PTS</b>	<b>AVG</b>
'84-85	2	5.5	2	6	.333	0	0	—	1	1	2	1.0	0	—	0	0	0	4	2.0
<b>40</b>	<b>Luke Zeller</b>	<b>6'11"</b>	<b>245 lbs.</b>	<b>F/C</b>	<b>Notre Dame</b>														
<b>Acquired:</b> Signed as free agent 10/1/12. <b>Departed:</b> Waived 2/21/13.																			
<b>YEAR</b>	<b>G</b>	<b>MIN</b>	<b>FGM</b>	<b>FGA</b>	<b>PCT</b>	<b>FTM</b>	<b>FTA</b>	<b>PCT</b>	<b>OR</b>	<b>DR</b>	<b>TR</b>	<b>AVG</b>	<b>AST</b>	<b>AVG</b>	<b>TO</b>	<b>STL</b>	<b>BLK</b>	<b>PTS</b>	<b>AVG</b>
'12-13	16	3.6	9	26	.346	0	0	—	1	9	10	0.6	3	0.2	0	0	0	19	1.2



# Suns Transactions

## 1968-69

- Aug. 27** Acquired 2nd rd. pick from Boston for Emmette Bryant.
- Sept. 11** Acquired 3rd rd. pick and cash from Atlanta for Dennis Hamilton.
- Sept. 12** Acquired 1st rd. pick and cash from Milwaukee for Dick Cunningham.
- Oct. 18** Acquired Eddie Biedenbach off waivers from L.A. Lakers.
- Nov. 6** Waived Rodney Knowles.
- Nov. 8** Acquired Bob Warlick off waivers from Milwaukee.
- Nov. 21** Waived Eddie Biedenbach.
- Dec. 17** Acquired Jim Fox and 3rd rd. pick from Detroit for McCoy McLemore.
- Jan. 20** Acquired Jerry Chambers from Philadelphia for George Wilson.

## 1969-70

- May 8** Acquired Paul Silas from Atlanta for Gary Gregor.
- June 20** Signed Connie Hawkins.
- Sept. 11** Waived Bob Warlick.
- Sept. 13** Acquired 2nd rd. pick from Philadelphia for rights to Bill Melchioni.
- Sept. 20** Acquired 3rd rd. pick from Atlanta for rights to Eugene Tormohlen.
- Oct. 1** Waived David Lattin.
- Oct. 26** Acquired Art Harris from Seattle for Dick Snyder.
- Jan. 2** Jerry Colangelo assumes head coaching duties from Johnny Kerr.

## 1970-71

- Apr. 23** Acquired Clem Haskins from Chicago for Jim Fox and future pick.
- May 11** Jerry Chambers and Stan McKenzie selected by Portland in expansion draft.
- May 20** Acquired Mel Counts from L.A. Lakers for Gail Goodrich.
- July 8** Acquired 4th rd. pick from New York for rights to Heywood Dotson.
- July 27** Waived Neil Johnson.

## 1971-72

- Apr. 2** Acquired Otto Moore from Detroit for future considerations.
- Aug. 31** Acquired two 3rd rd. picks from Cleveland for Greg Howard.
- Sept. 21** Waived Joe Thomas.
- Dec. 27** Acquired two 3rd rd. picks from Cincinnati for Fred Taylor.
- Jan. 4** Signed free agent Jeff Webb.
- Mar. 14** Acquired Charlie Scott from Boston for future considerations (Paul Silas).

## 1972-73

- Apr. 7** Acquired 1st rd. pick from Houston for Otto Moore.
- Apr. 10** Acquired Gus Johnson from Baltimore for 2nd rd. pick.
- Sept. 19** Paul Silas sent to Boston to complete Charlie Scott deal; Acquired Paul Stovall from L.A. Lakers for two picks.
- Sept. 25** Waived Jeff Webb.
- Sept. 29** Waived Art Harris.
- Oct. 9** Waived John Wetzel.
- Oct. 10** Acquired 2nd rd. pick and cash from Philadelphia for Mel Counts.
- Oct. 30** Jerry Colangelo assumes head coaching duties from Bill van Breda Kolff.
- Nov. 22** Acquired Walt Wesley from Cleveland for 3rd rd. pick.
- Dec. 1** Waived Gus Johnson.

## 1973-74

- Sept. 14** Waived Paul Stovall.
- Sept. 18** Waived Dennis Layton.
- Sept. 18** Waived Scott English.
- Oct. 9** Acquired Bob Christian from Atlanta for two picks; Acquired two future picks from Washington for Walt Wesley.
- Oct. 30** Acquired Keith Erickson and 2nd rd. pick from L.A. Lakers for Connie Hawkins.
- Nov. 27** Waived Joe Reaves.
- Jan. 25** Acquired rights to Bill Chamberlain from Golden State for 3rd rd. pick; Signed Chamberlain.

## 1974-75

- May 20** Lamar Green selected by New Orleans Jazz in the expansion draft.
- July 31** Waived Bob Christian.
- Sept. 6** Acquired Dave Stallworth and 2nd rd. pick from Washington for Clem Haskins.
- Sept. 16** Acquired Curtis Perry, Dennis Awtrey, Nate Hawthorne and a 1st rd. pick ('76; Ricky Sobers) from New Orleans Jazz for Neal Walk and 2nd rd. pick ('75).
- Sept. 24** Waived Bill Chamberlain.
- Oct. 10** Waived Dave Stallworth; Acquired rights to Washington's 2nd rd. pick ('75) to complete Clem Haskins deal.
- Nov. 27** Acquired 2nd rd. pick ('76) and 3rd rd. pick ('77) from L.A. Lakers for Corky Calhoun.
- Jan. 2** Signed free agent Greg Jackson.

## 1975-76

- May 23** Acquired Paul Westphal and two 2nd rd. picks ('75 and '76) from Boston for Charlie Scott.
- May 28** Acquired Willie Norwood from Detroit for Earl Williams.
- May 29** Acquired 1st rd. pick in '75 draft from Buffalo for one of two Phoenix 1st rd. picks in '76 draft.
- June 9** Acquired Phil Lumpkin from Portland for 2nd rd. pick ('76).
- June 10** Signed free agent Dennis Layton.
- July 15** Waived Jim Owens.
- Sept. 17** Acquired future draft considerations from Washington for Greg Jackson.
- Sept. 30** Acquired rights to Detroit's 2nd rd. pick ('76) for Willie Norwood.
- Oct. 4** Waived Dennis Layton.
- Oct. 24** Waived Gary Melchionni; Acquired John Wetzel off waivers from Atlanta.
- Nov. 3** Acquired Pat Riley from L.A. Lakers for two 2nd rd. picks ('76 and '77).
- Nov. 22** Mike Bantom sold to Seattle.
- Feb. 1** Acquired Gar Heard and 2nd rd. pick ('76) from Buffalo for John Shumate.
- Feb. 11** Waived Fred Saunders.

## 1976-77

- Aug. 25** Acquired Tom Van Arsdale from Buffalo for 2nd rd. pick ('77) and cash.
- Aug. 26** John Wetzel retires. He is first player to retire as a member of the Suns.
- Sept. 21** Pat Riley retires.
- Oct. 15** Waived Nate Hawthorne, Phil Lumpkin and Marv Roberts.
- Dec. 7** Signed free agent Dale Schleuter.
- Mar. 18** Acquired rights to Bayard Forrest from Seattle for 2nd rd. pick ('79) and cash.

## 1977-78

- Apr. 10** Tom Van Arsdale retires.
- May 12** Dick Van Arsdale retires.
- June 6** Keith Erickson becomes free agent by playing out option.
- July 15** Acquired 4th rd. pick ('78) from Portland for Dale Schleuter.
- Sept. 6** Acquired Don Buse from Indiana for Ricky Sobers.
- Oct. 17** Waived Butch Feher.
- Nov. 14** Waived Greg Griffin.
- Feb. 16** Re-signed Greg Griffin after Curtis Perry was placed on injured list.

## 1978-79

- Aug. 23** Suspended Greg Griffin who signed contract to play European basketball.
- Sept. 13** Curtis Perry retires.
- Oct. 11** Acquired 2nd rd. pick and cash from Boston for Dennis Awtrey.
- Oct. 12** Waived Ira Terrell.
- Jan. 12** Acquired Len "Truck" Robinson from New Orleans Jazz for Ron Lee, Marty Byrnes, two 1st rd. picks ('79, '80) and cash.
- Jan. 15** Signed free agent Ted McClain.
- May 22** Signed free agent Jeff Cook.

## 1979-80

- June 22** Acquired 1st rd. pick ('79; Kyle Macy) from Washington for rights to Steve Malovic.
- Aug. 27** Acquired Andre Wakefield from Detroit for 4th rd. pick ('81).
- Sept. 4** Waived Ted McClain.
- Sept. 13** Re-signed free agent Greg Griffin.
- Oct. 1** Waived Charlie Jones, Al Green and Greg Griffin.
- Feb. 15** Acquired Rich Kelley from New Jersey for 1st ('82), 2nd rd. picks ('83) and cash.

## 1980-81

- May 22** Signed Kyle Macy.
- May 28** Mike Bratz selected by Dallas in Expansion Draft.
- June 3** Acquired Dennis Johnson from Seattle for Paul Westphal.
- June 9** Acquired Wiley Peck from Dallas for 2nd rd. pick ('81) and future considerations.
- Sept. 8** Waived Wiley Peck.
- Nov. 25** Acquired two 2nd rd. picks ('81, '82) and cash from Indiana for Don Buse.
- Feb. 3** Acquired 3rd rd. pick ('81) and a future conditional pick from San Diego Clippers as compensation for the free-agent signing of Gar Heard.

## 1981-82

- June 8** Acquired Dudley Bradley from Indiana for 2nd rd. picks ('81, '82) and relinquished rights to '83 switch of 1st rd. picks.
- June 18** Waived Mike Niles.
- Sept. 30** Acquired 3rd rd. pick from Chicago for Johnny High.
- Oct. 26** Signed free agent John McCullough.
- Dec. 18** Waived John McCullough.

## 1982-83

- June 21** Acquired '82 1st rd. pick (David Thirdkill) from Denver for Rich Kelley.
- July 1** Waived Dudley Bradley.
- July 7** Re-signed Johnny High; Acquired Maurice Lucas from New York for Truck Robinson.
- Dec. 21** Waived Craig Dykema.
- Feb. 7** Signed free agent Charles Pittman.
- Feb. 8** Acquired James Edwards from Cleveland for Jeff Cook, 3rd rd. pick ('83), and an exchange of 1st rd picks ('83) and cash.

## 1983-84

- June 27** Acquired Rick Robey and two 2nd rd. picks ('83) from Boston for Dennis Johnson and 1st rd. pick ('83).
- Sept. 14** Signed free agent Paul Westphal.
- Oct. 17** Acquired two 2nd rd. picks ('86 and '87) from Detroit for David Thirdkill.
- Dec. 19** Waived Johnny High; Signed free agent Mike Sanders.
- Dec. 20** Waived Rory White.
- Jan. 11** Re-signed Johnny High to 10-day contract.
- Jan. 20** Re-signed Johnny High to 2nd 10-day contract.
- Feb. 1** Waived Johnny High.

## 1984-85

- Nov. 27** Signed free agent Michael Young.
- Dec. 10** Waived Michael Young.

## 1985-86

- June 14** Acquired Bernard Thompson from Portland for 2nd rd. pick ('87).
- Aug. 19** Acquired two 2nd rd. picks ('88 and '89) from L.A. Lakers for Maurice Lucas.
- Oct. 4** Free agent Kyle Macy signed by Chicago. Suns waived right of first refusal for 2nd rd. picks ('86, '90).
- Oct. 8** Signed Devin Durrant.
- Oct. 14** Waived Alvin Scott.
- Nov. 4** Waived Devin Durrant and Michael Holton.
- Dec. 10** Waived Charles Pittman.
- Dec. 13** Re-signed Charles Pittman.
- Mar. 29** Signed free agent Sedric Toney.

## 1986-87

- June 8** Released Rod Foster.
- July 31** Declined option on final year of Rick Robey's contract, became a veteran free agent.
- Aug. 13** Charles Pittman signed contract with Varese of the Italian Basketball League.
- Sept. 2** Georgi Glouchkov signed contract with Caserta of Italian Basketball League; Placed on Suns' suspended list.
- Oct. 23** Waived Sedric Toney.
- Oct. 28** Waived Charles Jones.
- Feb. 26** Released John MacLeod as head coach; Named Dick Van Arsdale interim head coach.

## 1987-88

- Apr. 27** Named John Wetzel head coach.
- May 13** Named Herb Brown assistant coach; Named Cotton Fitzsimmons director of player personnel.
- June 11** Signed free agents Victor Fleming, Bill Martin and Joe Ward.
- June 19** Acquired 1st rd. pick ('88) from Detroit for William Bedford; Acquired Eddie Johnson from Sacramento for Ed Pinckney and 2nd rd. pick.
- June 30** Did not renew assistant coach Al Bianchi's contract.
- Aug. 25** Rafael Addison signed with Allibert of Italian Basketball League; Placed on Suns' suspended list.
- Oct. 1** Signed free agent Greg Spurling.
- Oct. 2** Signed free agent Jeff Cook.
- Oct. 3** Signed free agent Ozell Jones.
- Oct. 13** Waived Grant Gondrezick, Steve Beck and Bruce Dalrymple.
- Oct. 14** Jerry Colangelo-led group purchases Suns franchise for \$44.5 million.
- Oct. 19** Waived Victor Fleming, Rafael Addison and Greg Spurling.
- Oct. 20** Re-signed Victor Fleming; Extended offer sheet to restricted free agent Alton Lister; Offer was matched by Seattle.
- Oct. 29** Acquired James Bailey from Cleveland for 2nd rd. pick ('88).
- Oct. 31** Waived Ozell Jones.
- Nov. 4** Waived Victor Fleming.
- Dec. 26** Waived Bill Martin.
- Feb. 24** Acquired Ron Moore and 2nd rd. pick ('91) from Detroit for James Edwards.
- Feb. 25** Acquired Kevin Johnson, Mark West, Ty Corbin, 1st and 2nd rd. picks ('88), and Lakers' 2nd rd. pick ('89) from Cleveland for Larry Nance, Mike Sanders and Detroit's 1st rd. pick ('88); Jay Humphries traded to Milwaukee for Craig Hodges and Golden State's 2nd rd. pick ('88); Waived Bernard Thompson.

## 1988-89

- Apr. 29** Alvan Adams retired.  
**May 2** Relieved John Wetzel and Herb Brown of coaching duties.  
**May 10** Named Cotton Fitzsimmons head coach; Named Paul Westphal assistant coach.  
**June 20** Named Lionel Hollins assistant coach.  
**June 30** Elect not to re-sign veteran free agents James Bailey and Jeff Cook.  
**July 5** Signed Tom Chambers as the first unrestricted free agent in NBA history.  
**July 6** Walter Davis signs with Denver.  
**Aug. 29** Elected not to re-sign Ron Moore.  
**Sept. 26** Named Len "Truck" Robinson part-time assistant coach.  
**Nov. 25** Suspended Kenny Gattison.  
**Dec. 14** Acquired Ed Nealy and 2nd rd. pick ('89) from Chicago for Craig Hodges.  
**Dec. 27** Waived Winston Crite.  
**Dec. 30** Signed Mark Davis to 10-day contract.  
**Jan. 9** Re-signed Mark Davis to 2nd 10-day contract.  
**Jan. 14** Waived Mark Davis.  
**Jan. 16** Signed T.R. Dunn to 10-day contract.  
**Jan. 26** Re-signed T.R. Dunn to 2nd 10-day contract.  
**Feb. 5** Re-signed T.R. Dunn for rest of the season.

## 1989-90

- June 15** Tyrone Corbin selected by Minnesota in Expansion Draft.  
**June 27** Acquired Kenny Battle and Micheal Williams from Detroit for 1st rd. pick.  
**Aug. 24** Signed free agent Steve Kerr.  
**Sept. 5** Acquired 2nd rd. pick ('93) from Cleveland for Steve Kerr.  
**Sept. 21** Waived Kenny Gattison.  
**Oct. 5** Traded Ed Nealy to Chicago for future considerations.  
**Nov. 2** Waived Dean Garrett.  
**Dec. 12** Waived Micheal Williams.  
**Dec. 13** Acquired Kurt Rambis and two 2nd rd. picks from Charlotte Hornets for Armon Gilliam.  
**Mar. 21** Signed Tim Legler to 10-day contract.  
**Mar. 26** Signed Mike McGee for rest of the season.  
**Mar. 31** Re-signed Tim Legler to a 2nd 10-day contract.

## 1990-91

- July 1** Did not extend offer to Greg Grant; Mike McGee's contract not renewed.  
**July 20** Signed free agent Ed Nealy.  
**Sept. 6** Signed free agent Ian Lockhart.  
**Sept. 28** Acquired 2nd rd. pick ('93) from Washington for Mike Morrison.  
**Oct. 28** Acquired future 1st rd. pick ('94, Wesley Person) from Philadelphia for rights to Jayson Williams.  
**Nov. 14** Waived Ricky Blanton.  
**Dec. 7** Acquired Xavier McDaniel from Seattle for Eddie Johnson and two 1st rd. picks ('91 and '93 or '94).  
**Jan. 23** Waived Kenny Battle.  
**Jan. 26** Signed free agent Joe Barry Carroll.

## 1991-92

- Aug. 6** Ian Lockhart signed with Cholet, France.  
**Oct. 1** Acquired Jerrod Mustaf, Trent Tucker and two 2nd rd. picks from New York for Xavier McDaniel.  
**Oct. 29** Waived Joey Wright.  
**Oct. 30** Waived Joe Barry Carroll.  
**Oct. 31** Placed Richard Dumas on suspended list.  
**Nov. 15** Waived Trent Tucker.  
**Feb. 14** Signed Steve Burt to 10-day contract.  
**Feb. 24** Re-signed Steve Burt to 2nd 10-day deal.  
**Mar. 5** Re-signed Steve Burt for rest of the season.

## 1992-93

- Apr. 23** Paul Westphal replaces Cotton Fitzsimmons as head coach; Fitzsimmons becomes the team's Senior Executive V.P.  
**June 17** Acquired Charles Barkley from Philadelphia for Jeff Hornacek, Tim Perry and Andrew Lang.  
**July 2** Waived Steve Burt.  
**July 3** Signed free agent Danny Ainge.  
**Aug. 4** Signed free agent Bob Martin.  
**Aug. 18** Signed free agent Tim Kempton.  
**Sept. 29** Signed free agent Alex Stivrins.  
**Oct. 8** Signed picks Oliver Miller and Brian Davis; Signed free agent Frank Johnson.  
**Oct. 22** Waived Brian Davis.  
**Nov. 3** Waived Frank Johnson and Bob Martin.  
**Nov. 5** Waived Ed Nealy; Re-signed Frank Johnson to one-year contract; Signed free agent Duane Cooper.  
**Nov. 20** Waived Kurt Rambis.  
**Nov. 25** Waived Alex Stivrins.  
**Dec. 1** Re-signed Alex Stivrins.  
**Dec. 16** Activated Richard Dumas from the suspended list.  
**Dec. 26** Waived Alex Stivrins.  
**Mar. 28** Re-signed Alex Stivrins to 10-day contract; placed Richard Dumas on suspended list.  
**Apr. 7** Re-signed Alex Stivrins to 2nd 10-day contract.

## 1993-94

- June 25** Chose not to exercise option on Tom Chambers, making him an unrestricted free agent.  
**July 23** Re-signed free agent Richard Dumas.  
**July 28** Re-signed Frank Johnson.  
**Aug. 13** Signed free agent Joe Kleine.  
**Aug. 26** Signed free agent Cedric Ceballos.  
**Sept. 8** Signed pick Malcolm Mackey to multi-year contract.  
**Sept. 28** Signed free agent A.C. Green.  
**Oct. 7** Signed free agent Rod Higgins.  
**Oct. 16** Waived Byron Wilson.  
**Nov. 2** Waived Rod Higgins.  
**Nov. 10** Acquired 2nd rd. pick ('96, Ben Davis) from San Antonio for Negele Knight; Signed free agent Duane Cooper to one-year contract.  
**Jan. 21** Waived Tim Kempton.  
**Jan. 22** Signed Elliot Perry to 10-day contract.  
**Feb. 1** Re-signed Elliot Perry to 2nd 10-day contract.  
**Feb. 11** Re-signed Elliot Perry for the rest of season.  
**Feb. 26** Waived Joe Courtney.  
**Apr. 15** Signed Skeeter Henry for rest of season.

## 1994-95

- June 2** Signed Kevin Johnson to a one-year contract extension.
- July 22** Waived Skeeter Henry.
- July 29** Charles Claxton, the 50th pick, announces he will return to Georgia for senior year, Suns retain rights until 1996 Draft.
- Aug. 1** Acquired two 2nd rd. picks (Russ Millard in '96; '99) from Detroit for Mark West.
- Sept. 8** Signed free agent Danny Manning to one-year contract.
- Sept. 15** Signed Antonio Lang and Aaron Swinson; Signed free agent Winston Garland; Waived Jerrod Mustaf as part of agreement to buy out remaining two years of his contract.
- Sept. 16** Signed free agent Wayman Tisdale to one-year contract.
- Sept. 20** Did not match Detroit's offer sheet for restricted free agent Oliver Miller.
- Sept. 23** Acquired 1st rd. pick from L.A. Lakers for Cedric Ceballos.
- Sept. 30** Signed free agent Dan Schayes.
- Oct. 13** Waived Duane Cooper.
- Nov. 2** Waived Anthony Goodwire, Winston Garland and Malcolm Mackey.
- Nov. 11** Signed free agent Trevor Ruffin.
- Dec. 29** Waived Aaron Swinson.
- Mar. 14** Activated Richard Dumas from the suspended list.
- May 17** Waived Richard Dumas.
- May 31** Released assistant coaches Lionel Hollins and Scotty Robertson from duties.

## 1995-96

- June 1** Named Paul Silas assistant coach.
- June 14** Stefano Rusconi signed with Benetton Treviso of Italian Basketball League.
- July 1** NBA lockout begins.
- July 26** Named Donn Nelson assistant coach.
- Sept. 18** NBA lockout ends.
- Sept. 25** Re-signed free agent Elliot Perry; Signed free agent John Coker.
- Oct. 2** Signed second-round pick Chris Carr.
- Oct. 3** Signed free agents Steve Turner and Orlando Smart.
- Oct. 4** Signed 1st rd. picks Michael Finley and Mario Bennett; Re-signed free agent Wayman Tisdale to a two-year contract.
- Oct. 7** Acquired John "Hot Rod" Williams from Cleveland for Dan Majerle, Antonio Lang and a conditional 1st rd. pick ('96, '97 or '98).
- Oct. 12** Re-signed free agent Danny Manning to a six-year contract.
- Nov. 1** Signed free agent Tony Smith.
- Jan. 16** Relieved Paul Westphal of head coaching duties; Named Cotton Fitzsimmons head coach.
- Jan. 18** Signed free agent David Wood to 10-day contract (allowed under NBA's Special Hardship Rule due to numerous Suns injuries).
- Jan. 31** Waived Stefano Rusconi.
- Feb. 22** Acquired Terrence Rencher from Miami for Tony Smith.

## 1996-97

- May 30** Named Danny Ainge assistant coach and future head coach.
- July 12** Re-signed free agent John Coker.
- July 19** Unrestricted free agent Chris Carr signed contract with Minnesota.
- July 24** Signed 1st rd. pick Steve Nash.
- Aug. 15** Signed free agent Eric Gray.
- Aug. 19** Acquired Chucky Brown, Mark Bryant, Sam Cassell and Robert Horry from Houston for Charles Barkley and 2nd rd. pick ('99).
- Aug. 25** Acquired Marty Conlon and conditional 1st rd. pick from Milwaukee for Elliot Perry.
- Oct. 13** Signed free agent Rex Chapman to a one-year contract.
- Oct. 29** Waived Mario Bennett, John Coker and Marty Conlon.
- Nov. 14** Head Coach Cotton Fitzsimmons steps down; Named Danny Ainge head coach.
- Dec. 4** Acquired Darrin Hancock and a conditional 2nd rd. pick from Milwaukee for Chucky Brown.
- Dec. 10** Waived Darrin Hancock.
- Dec. 26** Acquired Jason Kidd with Tony Dumas and Loren Meyer from Dallas for Michael Finley, Sam Cassell, A.C. Green and 2nd rd. pick.
- Jan. 10** Acquired Cedric Ceballos and Rumeal Robinson from L.A. Lakers for Robert Horry and Joe Kleine.
- Jan. 31** Signed free agent Dexter Boney to a 10-day contract.
- Feb. 11** Re-signed Dexter Boney to 2nd 10-day contract.
- Feb. 14** Waived Rumeal Robinson.
- Feb. 20** Signed free agent Horacio Llamas to a 10-day contract; Named Frank Johnson assistant coach.
- Mar. 3** Re-signed Horacio Llamas to a second 10-day contract.
- Mar. 13** Re-signed Horacio Llamas for the remainder of the 1996-97 season.
- Apr. 5** Signed free agent Mike Brown for the remainder of the season.

## 1997-98

- June 24** Re-signed Kevin Johnson to a one-year contract.
- June 25** Named Scott Skiles assistant coach.
- July 2** Re-signed free agent Mark Bryant to a two-year contract.
- July 8** Re-signed free agents Rex Chapman, John Williams and Horacio Llamas to one-year contracts.
- July 15** Signed 2nd rd. pick Stephen Jackson.
- Aug. 22** Signed free agents Tom Chambers and William Cunningham.
- Aug. 25** Signed free agent Clifford Robinson to a one-year contract utilizing the million-dollar exception.
- Sept. 2** Signed free agent George McCloud to a one-year contract for the league minimum.
- Sept. 29** Signed Shawn Dirden, Russ Millard and Dwayne Schintzius.

- Oct. 1** Acquired Antonio McDyess from Denver in a three-team deal with Cleveland: Suns sent Wesley Person and Tony Dumas to the Cavs and four picks: two firsts (1998; Milwaukee's, in 1998 or '99); two seconds (2000, '02) to Denver. Cleveland also sent a future 1st-rd. choice to Denver.
- Oct. 10** Waived Dwayne Schintzius.
- Oct. 13** Waived Will Cunningham.
- Oct. 20** Waived Russ Millard.
- Oct. 28** Waived Shawn Dirden.
- Oct. 30** Waived Stephen Jackson.
- Nov. 21** Acquired Marko Milic from Philadelphia for Tom Chambers.
- Dec. 11** Signed free agent Brooks Thompson.
- Jan. 7** Waived Brooks Thompson.
- Jan. 9** Re-signed free agent Brooks Thompson to 10-day contract.
- Jan. 19** Re-signed Brooks Thompson to second 10-day contract.
- Jan. 29** Waived Brooks Thompson.
- Feb. 18** Acquired Dennis Scott from Dallas Mavericks for Cedric Ceballos.
- Apr. 18** Signed free agent Mike Brown for remainder of season.
- June 24** Acquired Dallas' unconditional 1st-rd. pick in 1999 (used to draft Shawn Marion), the draft rights to Pat Garrity (Milwaukee's 1st rd. pick, No. 18, acquired by Dallas in a separate deal), Martin Muursepp and Bubba Wells from Dallas in exchange for Steve Nash; Acquired the draft rights to Toby Bailey from the L.A. Lakers for future considerations.

## 1998-99

- June 30** NBA commences lockout.
- Jan. 21** NBA lockout officially ends and training camps open.
- Jan. 22** Re-signed free agents Horacio Llamas and Marko Milic; Signed rookie Toby Bailey and free agents James Collins, Joe Kleine.
- Jan. 23** Acquired Luc Longley from Chicago for Mark Bryant, Martin Muursepp, Bubba Wells and a conditional 1st rd. pick; Re-signed free agent George McCloud.
- Jan. 24** Signed free agents Tom Gugliotta and Jamie Feick.
- Jan. 25** Re-signed free agents Rex Chapman and Clifford Robinson and signed rookies Pat Garrity and Gerald Brown.
- Jan. 29** Signed free agent Shawn Respert; Waived Jamie Feick.
- Feb. 2** Waived James Collins.
- Feb. 3** Signed free agent Chris Morris.
- Mar. 2** Waived Shawn Respert.
- Apr. 1** Signed Jimmy Oliver to a 10-day contract.
- Apr. 7** Released Jimmy Oliver.
- Apr. 28** Signed Alvin Sims for rest of the season.
- May 4** Signed Randy Livingston for the rest of the season; Released Alvin Sims.
- May 24** Sent 1st rd. pick (16th overall) in the 1999 Draft to Chicago to complete the Luc Longley trade.

## 1999-00

- Aug. 2** Re-signed Clifford Robinson; Signed Oliver Miller.
- Aug. 3** Signed Rodney Rogers.
- Aug. 5** Acquired Anfernee Hardaway from Orlando for Pat Garrity, Danny Manning and two 1st rd. picks.
- Aug. 17** Re-signed Randy Livingston.
- Sept. 9** Signed Corie Blount.
- Oct. 4** Signed Todd Day.
- Oct. 19** Signed Mark West.
- Dec. 13** Danny Ainge stepped down as head coach; Scott Skiles named head coach.
- Dec. 18** Named John MacLeod special assistant coach.
- Dec. 21** Waived Gerald Brown.
- Dec. 23** Signed Ben Davis.
- Jan. 5** Waived Ben Davis.
- Jan. 7** Signed Ben Davis to 10-day contract.
- Jan. 11** Released Ben Davis.
- Mar. 13** Signed Don MacLean to 10-day contract.
- Mar. 23** Re-signed Don MacLean to 2nd 10-day contract.
- Mar. 25** Signed Kevin Johnson.
- Apr. 2** Signed Don MacLean for rest of season.
- Apr. 18** Scott Skiles signed a multiyear contract.
- June 13** Named Jim Boylan assistant coach and re-signed assistant coaches Frank Johnson and Phil Weber – all to three-year contracts.
- June 20** Dr. Richard Emerson stepped down as team physician.
- July 18** Joe Proski stepped down as athletic trainer.
- July 31** Named Aaron Nelson athletic trainer.

## 2000-01

- Aug. 2** Signed free agent Tony Delk.
- Aug. 3** Re-signed free agent Corie Blount and signed free agents Ruben Garces, Justin Love and Daniel Santiago.
- Aug. 8** Kevin Johnson retires.
- Aug. 23** Signed free agent Paul McPherson; Named Dr. Thomas Carter lead team physician.
- Sept. 16** Signed free agent Mario Elie.
- Sept. 20** Acquired Chris Dudley and a 1st rd. pick from New York, plus cash, in a four-team trade with Seattle and the L.A. Lakers that included 12 players (Patrick Ewing, Glen Rice, Horace Grant) and five picks – the largest trade in NBA history. Phoenix sent Luc Longley to New York.
- Oct. 2** Signed Jake Tsakalidis after a London arbitrator ruled he did not have a validly binding contract with his former Greek club.
- Oct. 25** Waived Justin Love.
- Nov. 20** Rex Chapman retired.
- Dec. 8** Signed Elliot Perry.
- Jan. 5** Waived Elliot Perry.
- Jan. 7** Activated Anfernee Hardaway.
- Jan. 16** Placed Anfernee Hardaway on the injured list.
- Jan. 17** Signed Elliot Perry to 10-day contract.
- Jan. 26** Acquired Vinny Del Negro from Golden State for Corie Blount, Ruben Garces, Paul McPherson.
- Jan. 27** Signed Elliot Perry to 2nd 10-day contract.
- Feb. 6** Signed Elliot Perry for rest of season.



**2001-02**

- July 18** Acquired Stephon Marbury, Soumaila Samake, Johnny Newman from New Jersey for Jason Kidd, Chris Dudley; Acquired Jud Buechler, John Wallace from Detroit for Clifford Robinson.
- July 19** Signed free agent Dan Majerle; Named Mark West assistant general manager.
- July 23** Signed free agent Charlie Bell.
- Sept. 28** Waived Johnny Newman.
- Oct. 29** Acquired Jake Voskuhl from Chicago for Soumaila Samake, 2003 2nd rd. pick.
- Nov. 16** Acquired Bo Outlaw, 1st rd. pick from Orlando in three-team deal that sent Jud Buechler to Orlando and Vinny Del Negro to L.A. Clippers; Activated Dan Majerle.
- Dec. 11** Waived Charlie Bell.
- Jan. 7** Signed Joe Crispin; Waived Daniel Santiago.
- Feb. 17** Scott Skiles stepped down as head coach; Frank Johnson named head coach.
- Feb. 18** Named Al Bianchi assistant coach.
- Feb. 20** Acquired Joe Johnson, Milt Palacio, Randy Brown, 1st rd. pick from Boston for Tony Delk, Rodney Rogers.
- Apr. 18** Signed Head Coach Frank Johnson to multi-year contract extension.
- June 10** Named Marc Iavaroni assistant coach.
- June 24** Named Rick Welts President and Chief Operating Officer.
- June 25** Named Mike D'Antoni assistant coach.
- June 27** Exercised option on Alton Ford.
- July 19** Signed free agent Scott Williams.

**2002-03**

- Aug. 8** Signed Shawn Marion to a six-year contract extension, starting with 2003-04.
- Aug. 17** Acquired 2008 2nd rd. pick from Cleveland for Milt Palacio.
- Sept. 27** Signed free agent Dan Langhi.
- Sept. 30** Signed free agents Anthony Goldwire, Maurice Baker, Chris Burgess and Bobby Lazor.
- Oct. 8** Waived Maurice Baker and Bobby Lazor.
- Oct. 23** Waived Chris Burgess and Anthony Goldwire; Exercised option on Jake Tsakalidis.

**2003-04**

- July 17** Re-signed free agent Scott Williams.
- July 22** Re-signed free agent Jake Voskuhl.
- Sept. 30** Acquired Brevin Knight, Robert Archibald and Cezary Trybanski from Memphis for Bo Outlaw and Jake Tsakalidis.
- Oct. 7** Signed Stephon Marbury to a multi-year contract extension.
- Oct. 24** Exercised fourth-year option on Joe Johnson for the 2004-05 season.
- Nov. 5** Acquired Jahidi White from Washington for Brevin Knight.
- Dec. 10** Frank Johnson dismissed as head coach; Mike D'Antoni named head coach.
- Dec. 23** Acquired Donnell Harvey from Orlando for a conditional 2004 2nd rd. pick.

- Dec. 26** Acquired a conditional 2005 2nd rd. pick from Orlando for Robert Archibald.
- Jan. 5** Acquired Antonio McDyess, Howard Easley, Charlie Ward, Maciej Lampe, the draft rights to Milos Vujanic, two 1st rd. picks and cash from New York for Stephon Marbury, Anfernee Hardaway and Cezary Trybanski.
- Feb. 19** Acquired Keon Clark and Ben Handlogten from Utah for Tom Gugliotta, two conditional 1st rd. picks and a 2005 2nd rd. pick.
- April 16** Announced an agreement to sell the Phoenix Suns to a group headed by banking and real estate executive Robert Sarver for an NBA record \$401 million.
- May 12** Signed Head Coach Mike D'Antoni to a two-year contract extension.
- June 1** Alvin Gentry named assistant coach.
- June 22** Jahidi White was selected in the NBA Expansion Draft by Charlotte and Phoenix sent the Bobcats a future 1st rd. pick owed to the Suns from Cleveland in return.
- June 24** Acquired the draft rights to Jackson Vroman (31st pick overall), a future 1st rd. pick and cash from Chicago for the draft rights to Luol Deng (7th pick).
- June 30** NBA Board of Governors unanimously approved the sale of the team to Suns Legacy Partners (Robert Sarver).

**2004-05**

- July 9** Signed rookie Jackson Vroman.
- July 14** Signed free agent Steve Nash; Signed offer sheet to restricted free agent Quentin Richardson.
- July 29** Quentin Richardson becomes a member of the Suns after the L.A. Clippers did not match the Suns' offer sheet.
- Aug. 20** Signed free agent Steven Hunter.
- Sept. 7** Signed Japanese-born free agent Yuta Tabuse.
- Sept. 10** Suns CEO and Chairman Jerry Colangelo inducted into the Naismith Memorial Hall of Fame in Springfield, Mass.
- Oct. 1** Signed free agent Paul Shirley.
- Oct. 24** Exercised fourth-year option on Amar'e Stoudemire for the 2005-06 season.
- Oct. 29** Waived Howard Easley after agreeing to a contract buyout.
- Nov. 3** Waived Paul Shirley.
- Nov. 8** Signed free agent Bo Outlaw.
- Dec. 18** Waived Yuta Tabuse.
- Jan. 3** Acquired two future 2nd rd. picks from Golden State for Zarko Cabarkapa.
- Jan. 19** Signed Smush Parker to 10-day contract.
- Jan. 21** Acquired Jim Jackson and a 2005 2nd rd. pick (via Dallas) from New Orleans for Casey Jacobsen, Maciej Lampe and Jackson Vroman.
- Jan. 23** Signed free agent Paul Shirley.
- Jan. 29** Re-signed Smush Parker to 2nd 10-day contract.
- Feb. 8** Acquired Walter McCarty and cash from Boston for a 2005 2nd rd. pick (via Golden State).
- Feb. 24** Assistant coaches Marc Iavaroni and Phil Weber signed two-year contract extensions.



**June 28** Acquired Kurt Thomas and the draft rights to Dijon Thompson (54th overall) from New York in exchange for Quentin Richardson and the draft rights to Nate Robinson (21st overall); Acquired future considerations from Orlando for the draft rights to Marcin Gortat (57th overall).

**June 29** Named Dan D'Antoni, brother of Mike D'Antoni, an assistant coach.

## 2005-06

- July 11** Signed rookie Dijon Thompson.
- Aug. 2** Acquired a 2007 conditional 2nd rd. pick from Charlotte for Jake Voskuhl.
- Aug. 3** Signed free agent Raja Bell.
- Aug. 18** Signed free agents Brian Grant and Pat Burke.
- Aug. 19** Acquired Boris Diaw and two lottery-protected 1st rd. picks in a sign-and-trade deal with Atlanta for Joe Johnson.
- Aug. 25** Signed head coach Mike D'Antoni to a multi-year contract extension; Acquired James Jones from Indiana for a 2008 2nd rd. pick.
- Sept. 12** Signed free agents Eddie House and Lucas Tischer.
- Sept. 30** Signed free agent Anthony Lever-Pedroza.
- Oct. 3** Signed Amarè Stoudemire to a multi-year contract extension.
- Oct. 24** Claimed Jared Reiner off waivers from the L.A. Clippers.
- Oct. 27** Exercised the fourth-year options on Leandro Barbosa and Boris Diaw; Waived Anthony Lever-Pedroza.
- Nov. 2** Signed free agent Sharrod Ford and waived Lucas Tischer.
- Nov. 4** Assigned rookie Dijon Thompson to the Albuquerque Thunderbirds of the NBA Development League.
- Nov. 26** Recalled Dijon Thompson from Albuquerque Thunderbirds of the NBA Development League.
- Jan. 5** Waived center Jared Reiner.
- Jan. 6** America West Arena officially renamed US Airways Center.
- Jan. 9** Signed Josh Davis to 10-day contract.
- Jan. 26** Acquired Nikoloz Tskitshvili from Minnesota for a 2006 2nd rd. pick.
- Feb. 27** President and General Manager Bryan Colangelo resigned after 11 seasons as general manager.
- Mar. 1** Waived Jim Jackson; Signed Andre Barrett to 10-day contract.
- Mar. 3** Signed free agent Tim Thomas to a one-year contract.
- Mar. 9** Signed President and Chief Operating Officer Rick Welts to a contract extension through the 2008-09 season.
- Mar. 10** Head Coach Mike D'Antoni named Executive Vice President of Basketball Operations and General Manager; David Griffin promoted to Vice President of Basketball Operations and Mark West promoted to Vice President of Player Programs.
- Mar. 11** Re-signed Andre Barrett to 2nd 10-day contract.
- Mar. 15** Released Andre Barrett.

## 2006-07

- July 6** Promoted Vinny Del Negro to director of player personnel and Todd Quinter to assistant coach/director of scouting.
- July 13** Signed free agent Eric Piatkowski to a two-year contract.
- July 20** Signed free agent Marcus Banks to multi-year contract.
- July 27** Signed free agent Sean Marks to a one-year contract.
- Aug. 4** Signed Leandro Barbosa to multi-year contract extension.
- Aug. 31** Signed free agent Jumaine Jones to one-year contract.
- Sept. 12** Named Ann Meyers Drysdale a vice president with the Phoenix Suns and general manager of the WNBA's Phoenix Mercury.
- Sept. 28** Signed free agent Davin White.
- Oct. 19** Waived Davin White.
- Oct. 20** Signed Boris Diaw to multi-year contract extension.
- Nov. 7** Signed free agent Jalen Rose to a one-year contract.
- June 6** Steve Kerr named President of Basketball Operations and General Manager; Announced that Mike D'Antoni would remain team's Executive Vice President of Basketball Operations and Head Coach; David Griffin promoted to Sr. Vice President of Basketball Operations.
- June 28** Selected Alando Tucker (29th overall) and D.J. Strawberry (59th overall) in 2007 NBA Draft. Traded draft rights to Rudy Fernandez (24th overall) to Portland for cash considerations.

## 2007-08

- July 7** Signed 1st rd. pick Alando Tucker.
- July 11** Signed Grant Hill; Completed draft day trade with Portland by sending forward James Jones to Portland.
- July 20** Traded Kurt Thomas and two future 1st rd. picks (2008, 2010) to Seattle for a future conditional 2nd rd. selection.
- July 24** Re-signed Sean Marks to one-year contract.
- July 30** Named Jay Humphries assistant coach.
- Aug. 28** Named Vinny Del Negro assistant general manager.
- Oct. 1** Signed Brian Skinner to one-year contract; Added Rawle Marshall, Doug Thomas and Richie Frahm to training camp roster.
- Oct. 13** Waived Rawle Marshall and Doug Thomas.
- Oct. 24** Waived Richie Frahm.
- Nov. 28** Assigned Alando Tucker to the Albuquerque Thunderbirds of the NBA Development League.
- Dec. 17** Recalled Alando Tucker; Assigned D.J. Strawberry to the Albuquerque Thunderbirds of the NBA Development League.
- Jan. 10** Recalled D.J. Strawberry; Assigned Alando Tucker to the Albuquerque Thunderbirds of the NBA Development League.
- Jan. 21** Recalled Alando Tucker.
- Feb. 6** Acquired Shaquille O'Neal from the Miami Heat in exchange for Shawn Marion and Marcus Banks.

- Feb. 22** Signed Linton Johnson to 10-day contract.
- Mar. 3** Re-signed Linton Johnson to 2nd 10-day contract.
- Mar. 4** Signed free agent Gordan Giricek for the remainder of the season.
- Mar. 13** Assigned Alando Tucker to the Albuquerque Thunderbirds of the NBA Development League.
- Apr. 7** Recalled Alando Tucker.
- Apr. 16** Signed Linton Johnson for the remainder of the season.
- May 10** Suns Executive VP of Basketball Operations and Head Coach Mike D'Antoni resigns.
- June 9** Terry Porter named the 13th head coach in franchise history.
- June 20** Alvin Gentry, Bill Cartwright, Dan Majerle and Igor Kokoskov join Porter's coaching staff as assistants.
- June 26** Grant Hill exercises player option for 2008-09 season.
- June 26** Selected Robin Lopez (15th overall) and acquired rights to Goran Dragic (45th overall) from San Antonio for 2009 2nd rd. pick, cash and the rights to Malik Hairston (48th overall).

## 2008-09

- July 10** Signed 1st rd. pick Robin Lopez.
- July 22** Signed Matt Barnes to a one-year contract.
- Aug. 14** Signed Louis Amundson.
- Aug. 25** Acquired Sean Singletary from Houston for D.J. Strawberry.
- Aug. 27** Announced the promotions of Todd Quinter to Director of Player Personnel and Noel Gillespie to Advance Scout.
- Sept. 22** Signed Goran Dragic.
- Sept. 26** Signed Coleman Collins, Trey Johnson and Robert Hite to training camp contracts.
- Oct. 8** Waived Coleman Collins.
- Oct. 13** Waived Trey Johnson.
- Oct. 23** Exercised contract option on Alando Tucker for 2009-10 season; Waived Robert Hite.
- Dec. 10** Acquired Jason Richardson, Jared Dudley and 2010 2nd rd. pick from Charlotte for Raja Bell, Boris Diaw and Sean Singletary.
- Dec. 24** Signed Dee Brown.
- Dec. 25** Assigned Alando Tucker to Iowa Energy of the NBA D-League.
- Jan. 2** Recalled Alando Tucker from Iowa Energy of the NBA D-League.
- Jan. 6** Released Dee Brown.
- Jan. 20** Signed Courtney Sims to a 10-day contract.
- Feb. 14** Re-signed Courtney Sims to 2nd 10-day contract.
- Feb. 16** Relieved Terry Porter of head coaching duties; named Alvin Gentry interim head coach.
- March 4** Signed Stromile Swift for the remainder of the season.

## 2009-10

- Aug. 24** Named John Shumate assistant coach, added Bruce Fraser to scouting staff, and promoted Elvis Valcarcel to video coordinator.
- Sept. 15** Reached buyout agreement with Sasha Pavlovic.

- Sept. 28** Announced the signings of Dan Dickau, Carlos Powell and Raymond Sykes to training camp contracts.
- Oct. 5** Waived Raymond Sykes.
- Oct. 21** Waived Dan Dickau and Carlos Powell.
- Oct. 26** Claimed Jarron Collins off waivers.
- Oct. 30** Exercised 2010-11 team options on Jared Dudley and Robin Lopez, declined the 2010-11 option on Alando Tucker.
- Dec. 7** Assigned Taylor Griffin to the Iowa Energy of the NBA D-League. Griffin was recalled Dec. 14.
- Dec. 28** Assigned Taylor Griffin to the Iowa Energy of the NBA D-League. Griffin was recalled on Jan. 20.
- Dec. 29** Traded Alando Tucker, a conditional 2nd rd. pick and cash considerations to the Timberwolves for Jason Hart. The Suns then waived Hart.
- March 15** Assigned Earl Clark to the Iowa Energy of the NBA D-League. Clark was recalled on March 21.
- April 5** Signed Dwayne Jones from the Austin Toros of the NBA D-League.
- April 7** Assigned Taylor Griffin to the Iowa Energy of the NBA D-League. Griffin was recalled on April 12.
- June 8** Grant Hill exercised player option for 2010-11 season.
- June 15** Suns and President of Basketball Operations and General Manager Steve Kerr announced that Kerr would leave the club at the end of his contract on June 30.
- June 24** Selected Gani Lawal (46th overall) and Dwayne Collins (60th overall) in 2010 NBA Draft.
- June 24** Exercised third-year contract option on head coach Alvin Gentry for 2011-12 season.
- June 24** Signed assistant coaches Dan Majerle, Bill Cartwright and Igor Kokoskov through 2011-12 season.
- June 29** Named Noel Gillespie assistant coach/advance scout.

## 2010-11

- July 8** Re-signed free agent Channing Frye to a five-year deal.
- July 9** Completed sign-and-trade deal with New York that sent free agent Amar'e Stoudemire to Knicks. Phoenix received a trade exception.
- July 9** Acquired Hakim Warrick in a sign-and-trade deal with the Chicago Bulls in exchange for a 2011 2nd rd. pick. Warrick signed a four-year contract.
- July 14** Acquired Josh Childress in a sign-and-trade deal with the Atlanta Hawks in exchange for a 2012 2nd rd. pick. Childress signed a five-year contract.
- July 14** Acquired Hedo Turkoglu from Toronto Raptors in exchange for Leandro Barbosa and Dwayne Jones.
- July 20** Named sports attorney Lon Babby the club's president of basketball operations.
- July 26** Waived Taylor Griffin.
- Aug. 2** Signed draft pick Gani Lawal.
- Aug. 4** Signed Matt Janning.
- Aug. 5** Named former Spurs and Cavaliers executive Lance Blanks the club's general manager.
- Aug. 30** Signed Dwayne Jones.
- Sept. 15** Named John Treloar director of player personnel.



- Sept. 23** Signed head coach Alvin Gentry to a contract extension through 2012-13.
- Sept. 27** Signed Chucky Atkins, Zabian Dowdell and Garret Siler to contracts.
- Oct. 11** Waived Chucky Atkins.
- Oct. 19** Waived Zabian Dowdell and Dwayne Jones.
- Oct. 21** Exercised fourth-year option on the contract of Robin Lopez for the 2011-12 season.
- Nov. 1** Signed Jared Dudley to multi-year contract extension.
- Nov. 16** Assigned Gani Lawal to Iowa Energy of NBA D-League. He was recalled on Dec. 19.
- Nov. 16** Waived Matt Janning and signed Earl Barron.
- Dec. 18** Acquired Vince Carter, Marcin Gortat, Mickael Pietrus, a 2011 1st rd. pick and cash considerations from Orlando for Jason Richardson, Hedo Turkoglu and Earl Clark.
- Dec. 21** Waived Earl Barron.
- Jan. 2** Assigned Garret Siler to Iowa of the NBA D-League. He was recalled on Jan. 9.
- Jan. 9** Signed Zabian Dowdell to 10-day contract.
- Jan. 26** Re-signed Zabian Dowdell to 2nd 10-day contract.
- Feb. 6** Signed Zabian Dowdell for the remainder of the season.
- Feb. 24** Acquired Aaron Brooks from Houston in exchange for Goran Dragic and a protected 2011 1st rd. pick.
- June 14** Mickael Pietrus exercised the player option on his contract for the 2011-12 season.
- June 23** Suns and Vince Carter agreed to modify the date on which Carter's contract became fully guaranteed, changing it to the start of NBA free agency for the 2011-12 season.
- June 23** Extended a qualifying offer to restricted free agent guard Aaron Brooks.
- June 23** Selected Markieff Morris with the 13th overall pick in the 2011 NBA Draft.

## 2011-12

- July 1** NBA commences lockout.
- July 7** The NBA and the Suns announced the Bakersfield Jam as the Suns' NBA Development League affiliate.
- July 14** Former Houston Rockets assistant Elston Turner named an assistant coach.
- Oct. 11** Named former Henkel President and CEO Brad Casper President of Business Operations.
- Dec. 8** NBA lockout officially ends.
- Dec. 10** Opened training camp; waived Gani Lawal and Vince Carter.
- Dec. 10** Signed Shannon Brown to a one-year contract.
- Dec. 11** Signed Jeremy Hazell and Dwight Buycks.
- Dec. 11** Re-signed free agent Grant Hill and signed free agent Sebastian Telfair.
- Dec. 11** Signed 1st rd. pick Markieff Morris.
- Dec. 13** Signed Ronnie Price and Marcus Landry; waived Zabian Dowdell.
- Dec. 19** Waived Jeremy Hazell, Dwight Buycks and Mickael Pietrus.
- Dec. 23** Waived Marcus Landry.
- Dec. 29** Signed Michael Redd for the 2011-12 season.
- Jan. 2** Waived Garret Siler.

- March 2** Added Lindsey Hunter to scouting staff.
- June 28** Selected Kendall Marshall with the 13th overall pick in the 2012 NBA Draft.
- June 28** Extended qualifying offers to restricted free agents Aaron Brooks and Robin Lopez.

## 2012-13

- July 7** Withdrew qualifying offer to restricted free agent Aaron Brooks, making him an unrestricted free agent.
- July 11** Completed a sign-and-trade deal with the L.A. Lakers that sent Steve Nash to the Lakers in exchange for two future 1st rd. picks, two future 2nd rd. picks and cash.
- July 11** Signed restricted free agent Eric Gordon to an offer sheet.
- July 14** New Orleans Hornets matched the Suns' offer sheet to Eric Gordon, retaining him.
- July 15** Submitted winning bid for Luis Scola, who had been amnesty by Houston.
- July 15** Amnestied the contract of Josh Childress.
- July 16** Signed 1st rd. pick Kendall Marshall.
- July 19** Signed free agent Goran Dragic to a multi-year contract.
- July 20** Signed Michael Beasley to a multi-year free agent contract.
- July 25** Re-signed Shannon Brown to a multi-year deal.
- July 26** Chief Operating Officer Jason Rowley promoted to President of Business Operations, replacing Brad Casper who stepped down.
- July 27** Acquired Wesley Johnson, a protected 2013 1st rd. draft pick from Minnesota and the contracts of Brad Miller and Jerome Dyson from New Orleans in a three-team, sign-and-trade deal; the Suns sent restricted free agent Robin Lopez, Hakim Warrick and cash to the Hornets, and a 2014 2nd rd. draft pick (acquired from the L.A. Lakers) to the Timberwolves.
- Aug. 1** Signed free agent P.J. Tucker.
- Aug. 15** Signed free agent Jermaine O'Neal.
- Aug. 15** Waived Brad Miller and Jerome Dyson.
- Sept. 20** Announced Channing Frye would be sidelined indefinitely after he was discovered to have a dilated cardiomyopathy due to a virus.
- Oct. 1** Signed Ike Diogu, Diante Garrett, Othys Jeffers, Solomon Jones and Luke Zeller
- Oct. 4** Added Ralph Sampson (assistant coordinator) and Sean Rooks (support staff) to the Player Development Program.
- Oct. 15** Waived Othys Jeffers.
- Oct. 24** Waived Ike Diogu and Solomon Jones.
- Oct. 25** Exercised 2013-14 option on Markieff Morris.
- Nov. 29** Assigned Kendall Marshall to Bakersfield of the NBA D-League; he was recalled on Dec. 21.
- Jan. 10** Assigned Diante Garrett to Bakersfield of the NBA D-League; he was recalled on Jan. 28.
- Jan. 18** Mutually agree to part ways with head coach Alvin Gentry.
- Jan. 20** Named Lindsey Hunter interim head coach.
- Jan. 22** Hired Dan Panaggio as an assistant coach.
- Feb. 21** Acquired Marcus Morris from Houston in exchange for a 2nd rd. draft pick.
- Feb. 21** Acquired Hamed Haddadi and a 2nd rd. pick from Toronto for Sebastian Telfair.

- Feb. 21** Waived Luke Zeller.
- April 2** Agreed to new two-year contract with President of Basketball Operations Lon Babby.
- April 6** Assigned Diante Garrett to Bakersfield of the D-League; he was recalled on April 7.
- April 11** Assigned Diante Garrett to Bakersfield of the D-League; he was recalled on April 15.
- April 22** Announced Lance Blanks would no longer serve as general manager.
- May 7** Named former Boston Celtics assistant general manager Ryan McDonough as general manager.
- May 28** Hired former All-Star guard Jeff Hornacek as the 16th head coach in franchise history.
- June 6** Announced that Pat Connelly and Trevor Bukstein had each been named assistant general manager, that Ronnie Lester had been named a scout and that Emilio Kovacic had been named an international scouting consultant.
- June 25** Announced the hirings of Jerry Sichting, Mike Longabardi, Kenny Gattison and Mark West as assistant coaches; Announced additions of Irving Roland as a player development coach and Scott Vaughan as advance scout.
- June 27** Selected Alex Len with the fifth overall pick in the 2013 NBA Draft; Acquired the draft rights to Archie Goodwin (29th overall pick) and Malcolm Lee from Golden State in exchange for Nemanja Nedovic, whom the Suns selected with the 30th overall pick; Selected Missouri forward Alex Oriakhi with the 57th overall pick.
- June 29** Waived Hamed Haddadi.

## 2013-14

- July 10** Acquired Eric Bledsoe and Caron Butler from the L.A. Clippers in a three-team trade also involving Milwaukee; the Suns sent Jared Dudley to L.A. and a 2nd rd. pick to Milwaukee; L.A. received J.J. Redick in a sign-and-trade from Milwaukee in exchange for a 2nd rd. pick.
- July 12** Signed 1st rd. pick Archie Goodwin.
- July 27** Acquired Gerald Green, Miles Plumlee and a lottery-protected 1st rd. pick from Indiana in exchange for Luis Scola.
- Aug. 29** Acquired Slava Kravtsov and Ish Smith from Milwaukee in exchange for Caron Butler.
- Aug. 29** Signed 1st rd. pick Alex Len.
- Sept. 3** Waived Michael Beasley.
- Sept. 13** Signed Dionte Christmas.
- Sept. 28** Signed James Nunnally.
- Oct. 24** Waived James Nunnally.
- Oct. 25** Acquired Emeka Okafor and a protected 2014 1st rd. pick from Washington for Shannon Brown, Marcin Gortat, Malcolm Lee and Kendall Marshall.
- Oct. 26** Exercised 2014-15 options on Marcus Morris, Markieff Morris and Miles Plumlee.
- Jan. 8** Signed Leandro Barbosa to 10-day contract.
- Jan. 18** Re-signed Leandro Barbosa to 2nd 10-day contract.
- Jan. 23** Assigned Archie Goodwin to Bakersfield of the NBA D-League; he was recalled on Jan. 26.
- Jan. 28** Signed Leandro Barbosa for remainder of the season.
- Feb. 5** Assigned Archie Goodwin to Bakersfield of the NBA D-League; he was recalled on Feb. 9.

- Mar. 1** Signed Shavlik Randolph for remainder of season and waived Slava Kravtsov.
- May 13** Entered into single-affiliation relationship with the Bakersfield Jam of the NBA D-League.
- June 26** Selected four players in 2014 NBA Draft: T.J. Warren (14th overall), Tyler Ennis (18th), Bogdan Bogdanovic (27th) and Alec Brown (50th).
- June 27** Extended qualifying offers to restricted free agents Eric Bledsoe and P.J. Tucker.

## 2014-15

- July 12** Acquired Isaiah Thomas from Sacramento in sign-and-trade for the rights to Alex Oriakhi.
- July 15** Waived Ish Smith.
- July 21** Signed free agent Anthony Tolliver.
- July 23** Re-signed restricted free agent P.J. Tucker to multi-year contract.
- July 24** Waived Dionte Christmas
- Aug. 8** Signed 1st rd. picks T.J. Warren and Tyler Ennis.
- Sept. 24** Re-signed restricted free agent Eric Bledsoe to multi-year contract.
- Sept. 26** Signed Earl Barron, Joe Jackson, Casey Prather and Jamil Wilson.
- Sept. 29** Signed Marcus and Markieff Morris to multi-year contract extensions.
- Sept. 29** Signed Zoran Dragic.
- Oct. 14** Waived Joe Jackson, Casey Prather and Jamil Wilson.
- Oct. 25** Waived Earl Barron.
- Oct. 27** Exercised 2015-16 options on Archie Goodwin, Alex Len and Miles Plumlee.
- Nov. 13** Assigned Tyler Ennis and T.J. Warren to Bakersfield of the NBA D-League; both were recalled on Nov. 17.
- Dec. 2** Announced US Airways Center would take on new name of Talking Stick Resort Arena, beginning with the 2015-16 season.
- Dec. 24** Acquired Tony Mitchell from Detroit for Anthony Tolliver.
- Dec. 25** Assigned Tyler Ennis, Archie Goodwin and T.J. Warren to Bakersfield of the NBA D-League; all three were recalled on Dec. 31.
- Jan. 9** Waived Tony Mitchell.
- Jan. 9** Acquired Brandon Wright from Boston for a protected 2015 1st rd. pick via Minnesota.
- Jan. 14** Assigned Archie Goodwin to Bakersfield of the NBA D-League; he was recalled on Jan. 20.
- Jan. 15** Acquired Reggie Bullock from L.A. Clippers in three-team trade, sending Shavlik Randolph to Boston; Boston received Chris Douglas-Roberts and a future 2nd rd. pick from L.A.; L.A. received Austin Rivers from Boston.
- Jan. 22** Assigned Tyler Ennis and T.J. Warren to Bakersfield of the NBA D-League; both were recalled on Jan. 25.
- Jan. 29** Assigned Reggie Bullock and Archie Goodwin to Bakersfield of the NBA D-League; both were recalled on Feb. 1.
- Feb. 4** Assigned Tyler Ennis and T.J. Warren to Bakersfield of the NBA D-League; both were recalled on Feb. 7.
- Feb. 7** Assigned Reggie Bullock and Archie Goodwin to Bakersfield of the NBA D-League; both were recalled on Feb. 11.

- Feb. 19** Acquired two future 1st rd. picks and Danny Granger from Miami in three-team trade, sending Goran and Zoran Dragic to Miami; also acquired John Salmons from New Orleans; New Orleans received Norris Cole, Justin Hamilton and Shawne Williams from Miami.
- Feb. 19** Acquired Brandon Knight and Kendall Marshall from Milwaukee in three-team trade, sending a future 1st rd. pick via L.A. Lakers to Philadelphia and Tyler Ennis and Miles Plumlee to Milwaukee; Milwaukee received Michael Carter-Williams from Philadelphia.
- Feb. 19** Acquired a 2016 1st rd. pick via Cleveland and Marcus Thornton from Boston in three-team trade, sending Isaiah Thomas to Boston; Boston received Gigi Datome and Jonas Jerebko from Detroit; Detroit received Tayshaun Prince from Boston.
- Feb. 21** Waived Kendall Marshall and John Salmons.
- Feb. 21** Signed Earl Barron to 10-day contract.
- March 3** Re-signed Earl Barron to 2nd 10-day contract.
- March 11** Signed Seth Curry to 10-day contract.
- March 13** Re-signed Earl Barron for remainder of season.
- March 21** Signed A.J. Price to 10-day contract.
- April 1** Signed Jerel McNeal to 10-day contract.
- April 11** Signed Jerel McNeal to multi-year contract.
- June 10** Announced that effective Aug. 1, Lon Babby would transition to Senior Advisor.
- June 17** Player option for 2015-16 exercised by Danny Granger.
- June 25** Selected Devin Booker (13th overall) in the 2015 NBA Draft; Acquired Jon Leuer from Memphis in exchange for the rights to Andrew Harrison (44th overall).
- 
- 2015-16**
- July 9** Acquired a future 2nd rd. pick from Detroit for Marcus Morris, Danny Granger and Reggie Bullock.
- July 9** Signed free agent Tyson Chandler.
- July 13** Signed 1st rd. pick Devin Booker.
- July 17** Signed free agents Mirza Teletovic, Sonny Weems and Ronnie Price; waived Jerel McNeal.
- July 17** Re-signed Brandon Knight to multi-year contract.
- July 30** Announced basketball staff changes, adding Nate Bjorkgren as assistant coach/player development coordinator, Earl Watson as assistant coach and Jason Fraser as player development assistant; promoted Corey Gaines to assistant coach and return of Mark West to the front office as vice president of player relations; promoted Bubba Burrage to director of player personnel as he remains general manager of the Bakersfield Jam; added Courtney Witte as director of scouting and Antonio Williams as scout.
- Sept. 16** Signed Deonte Burton, Kyle Casey, Cory Jefferson, Henry Sims and Terrico White.
- Oct. 6** Waived Deonte Burton.
- Oct. 15** Waived Kyle Casey and Terrico White.
- Oct. 24** Waived Henry Sims.
- Oct. 26** Exercised 2016-17 options on Archie Goodwin, Alex Len and T.J. Warren.
- Nov. 25** Signed Tucson native Bryce Cotton.
- Dec. 24** Suspended Markieff Morris two games for conduct detrimental to the team.
- Dec. 28** Announced coaching staff changes, promoting Earl Watson and Nate Bjorkgren to the front of the bench while relieving Jerry Sichting and Mike Longabardi of their duties.
- Jan. 7** Waived Bryce Cotton and Cory Jefferson.
- Jan. 8** Signed Lorenzo Brown to 10-day contract.
- Jan. 18** Re-signed Lorenzo Brown to 2nd 10-day contract.
- Jan. 21** Signed Cory Jefferson to 10-day contract.
- Jan. 29** Signed Jordan McRae to 10-day contract.
- Feb. 1** Relieved Jeff Hornacek of his duties as head coach and named assistant coach Earl Watson interim head coach.
- Feb. 2** Added Bob Hill as an assistant coach.
- Feb. 5** Signed Orlando Johnson to 10-day contract.
- Feb. 8** Re-signed Jordan McRae to 2nd 10-day contract.
- Feb. 11** Assigned Jordan McRae to Bakersfield of the NBA D-League; recalled on Feb. 16.
- Feb. 18** Acquired a 1st rd. pick, DeJuan Blair and Kris Humphries from Washington in exchange for Markieff Morris.
- Feb. 20** Signed Phil Pressey to 10-day contract.
- Feb. 22** Waived DeJuan Blair.
- Feb. 24** Claimed John Jenkins off waivers.
- Feb. 28** Waived Kris Humphries.
- March 1** Re-signed Phil Pressey to 2nd 10-day contract.
- March 5** Waived Sonny Weems.
- March 8** Signed Chase Budinger; Signed Phoenix native Alan Williams to 10-day contract.
- March 18** Re-signed Alan Williams to multiyear contract.
- April 12** Announced the team acquired the Bakersfield Jam of the D-League and would relocate the team to Prescott Valley to begin playing as the Northern Arizona Suns in the 2016-17 season.
- April 19** Reached an agreement with interim head coach Earl Watson to retain him as head coach.
- June 23** Added Dragan Bender (4th overall), Marquese Chriss (8th overall) and Tyler Ulis (34th) in the 2016 NBA Draft; selected Bender and Ulis with own picks; acquired Chriss from Sacramento in exchange for Georgios Papagiannis (13th overall), Skal Labissiere (28th overall), a future second-round pick and the rights to Bogdan Bogdanovic.
- July 7** Signed rookies Dragan Bender, Marquese Chriss and Tyler Ulis.
- July 8** Signed Jared Dudley.
- July 19** Signed Leandro Barbosa.
- July 27** Announced Earl Watson's coaching staff, naming Jay Triano associate head coach, Tyrone Corbin and Nate Bjorkgren assistant coaches, Marlon Garnett assistant coach/player development coordinator, Scott Duncan and Jason Fraser player development coaches; also announced Chris Darnell as video coordinator, Jason Tilton and Julian Mills as assistant video coordinators and Quinton Sawyer as assistant athletic trainer/sports science coordinator.

Refer to 2016-17 Season Review for 2016-17 transactions



# Suns Draft Résumé

## 1968 Expansion Draft – May 6

Player	Team Acquired From
John Barnhill	San Diego
Emmette Bryant	New York
Gail Goodrich	Los Angeles
Dennis Hamilton	Los Angeles
Neil Johnson	New York
David Lattin	San Francisco
Paul Long	Detroit
Stan McKenzie	Baltimore
McCoy McLemore	Chicago
Bill Melchionni	Philadelphia
Dave Schellhase	Chicago
Dick Snyder	Atlanta
Craig Spitzer	Chicago
Eugene Tormohlen	Atlanta
Dick Van Arsdale	New York
Roland West	Baltimore
John Wetzel	Los Angeles
George Wilson	Seattle

## 1968 NBA Draft – June 4

Player	From	Rd.	Pick
1. Gary Gregor	South Carolina	1	8
2. Dick Cunningham	Murray State	2	21
3. Art Beatty	American	3	36
4. Rich Jones	Memphis State	4	50
5. Harry Hollines	Denver	5	64
6. Rodney Knowles	Davidson	6	77
7. Charles Parkes	Idaho State	7	92
8. Brian Clare	Denver	8	105
9. Merv Jackson	Utah	9	120
10. Lee Davis	N. Carolina Coll.	10	133
11. Ron Boone	Idaho State	11	147
12. Bill Davis	Arizona	12	160

## 1969 NBA Draft – April 7

Player	From	Rd.	Pick
1. Neal Walk	Florida	1	2
2. Gene Williams	Kansas State	2	23
3. Floyd Kerr	Colorado State	3	30
4. Lamar Green	Morehead State	3	33
5. Lloyd Kerr	Colorado State	3	39
6. Dennis Stewart	Michigan	4	44
7. Rich Jones	Michigan	5	58
8. Dan Sadlier	Dayton	6	72
9. Bill Sweek	UCLA	7	86
10. Bob Edwards	Arizona State	8	100
11. Steve Jennings	USC	9	114
12. Rick Abramson	Oregon	10	128
13. Fred Lind	Duke	11	142
14. Bob Miller	Toledo	12	156
15. Andy White	UTEP	13	169
16. Marv Schmidt	W. New Mexico	14	180

## 1970 NBA Draft – May 23

Player	From	Rd.	Pick
1. Greg Howard	New Mexico	1	10
2. Fred Taylor	Pan American	2	27
3. Joe DePre	St. John's	2	29
4. Greg McDivitt	Ohio	3	44
5. Vann Williford	N. C. State	3	48
6. Bob Lienhard	Georgia	4	61
7. John Canine	Ohio	5	78
8. Joe Thomas	Marquette	6	95
9. Heyward Dotson	Columbia	7	112
10. Steve Patterson	UCLA	8	129
11. Carl Ashley	Wyoming	9	146
12. G. Schreur	Arizona State	10	163
13. Jim Walls	Clark College	11	178
14. Ric Cobb	Marquette	12	190
15. Fred Carpenter	Hawaii	13	200
16. Chad Calabria	Iowa	14	210
17. Walt Williams	Miami (Ohio)	15	219

## 1971 NBA Draft – May 29

Player	From	Rd.	Pick
1. John Roche	South Carolina	1	14
2. Dennis Layton	USC	3	48
3. Walt Szczerbiak	G. Washington	4	65
4. Ken Gardner	Utah	5	82
5. Bob Kissane	Holy Cross	5	84
6. William Graham	Kentucky State	6	99
7. Ralph Brateris	Trenton State	7	116
8. Vernell Elzy	Florida State	8	133
9. Mike Johnson	Kansas State	9	149
10. Tom Newell	Hawaii	10	165
11. Paul Leitz	W. Carolina	11	179
12. Floyd Mason	Alcorn A&M	12	192
13. Ron Dorsey	Tennessee State	13	204
14. Ken Booker	UCLA	14	213
15. Curtis Carter	Bishop College	15	222

## 1972 NBA Draft – April 10

Player	From	Rd.	Pick
1. Corky Calhoun	Pennsylvania	1	4
2. Scott English	UTEP	3	33
3. Don Buse	Evansville	3	34
4. Claude Terry	Stanford	3	42
5. Matt Gantt	St. Bonaventure	4	59
6. Wardell Dyson	Shaw College	5	75
7. Charles Edge	Le Moyne	6	92
8. Bernie Fryer	Brigham Young	7	109
9. Russell Golden	Jackson State	8	125
10. Bill Kennedy	Arizona State	9	140
11. Al Vilchek	Louisville	10	153
12. John Belcher	Arkansas State	11	164
13. Mark Soderberg	Utah	12	172
14. Kelly Utley	Shaw College	13	179
15. Ray Golson	West Texas State	14	186

## 1973 NBA Draft – April 23

Player	From	Rd.	Pick
1. Mike Bantom	St. Joseph's	1	8
2. Gary Melchionni	Duke	2	38
3. Joe Reaves	Bethel	3	42
4. Steve Mitchell	Kansas State	3	43
5. Ron Robinson	Memphis State	4	60
6. Clinton Harris	Iowa State	5	77
7. Gene Doyle	Holy Cross	6	94
8. Jerry Bisbano	SW Louisiana	7	111
9. Jim Owens	Arizona State	8	128
10. Sandy Smith	Winston-Salem	9	144
11. Claude White	Elmhurst College	10	158
12. Lynn Greer	Virginia St. Col.	11	170
13. Lyman Williamson	Samford College	12	179
14. Kalevi Sarkalahti	Brigham Young	13	186

## 1974 NBA Draft – May 8

Player	From	Rd.	Pick
1. John Shumate	Notre Dame	1	4
2. Fred Saunders	Syracuse	2	31
3. George Gervin	Eastern Michigan	3	40
4. Earl Williams	Winston-Salem	3	49
5. Randy Allen	Indiana (Pa.)	4	58
6. Ralph Bobik	Creighton	5	76
7. Collis Temple	LSU	6	94
8. Clyde Dickey	Boise State	7	112
9. Tom Holland	Oklahoma	8	130
10. Ted Evans	Oklahoma	9	148
11. Mark Wasley	Arizona State	10	165

## 1975 NBA Draft – May 9

Player	From	Rd.	Pick
1. Alvan Adams	Oklahoma	1	4
2. Ricky Sobers	UNLV	1	16
3. Allen Murphy	Louisville	2	35
4. Jimmy D. Connor	Kentucky	2	36
5. Bayard Forrest	Grand Canyon	3	54
6. Sam McCants	Oral Roberts	4	58
7. Joe Pace	Coppin State	5	76
8. Biff Burrell	USC	6	94
9. Dave Edmunds	West Georgia	7	112
10. Jack Schrader	Arizona State	8	130
11. Owen Brown	Maryland	9	147
12. Mike Moon	Arizona State	10	163

## 1976 NBA Draft – June 8

Player	From	Rd.	Pick
1. Ron Lee	Oregon	1	10
2. Al Fleming	Arizona	2	30
3. Butch Feher	Vanderbilt	2	33
4. Ira Terrell	Southern Methodist	3	45
5. Paul Miller	Oregon State	4	62
6. Ralph Walker	St. Mary's (Calif.)	5	79
7. Carl Brown	Eastern Kentucky	6	97
8. Brad Warble	Eastern Illinois	7	115
9. Tom DeBerry	Northern Arizona	8	133
10. John Irving	Hofstra	9	151
11. Gary Jackson	Arizona State	10	169

## 1977 NBA Draft – June 10

Player	From	Rd.	Pick
1. Walter Davis	North Carolina	1	5
2. Mike Bratz	Stanford	3	66
3. Greg Griffin	Idaho State	4	71
4. Cecil Rellford	St. John's	5	93
5. Billy McKinney	Northwestern	6	115
6. Alvin Scott	Oral Roberts	7	137
7. Alvin Joseph	Cal Riverside	8	159

## 1978 NBA Draft – June 9

Player	From	Rd.	Pick
1. Marty Byrnes	Syracuse	1	19
2. Joel Kramer	San Diego State	3	63
3. Bob Miller	Cincinnati	4	85
4. Wayne Smith	Cal-Irvine	4	88
5. Andre Wakefield	Loyola (ILL.)	5	107
6. Charles Thompson	Houston	6	128
7. Steve Malovic	San Diego State	7	149
8. George Fowler	Pacific	8	167
9. Nate Stokes	Grand Canyon	9	184
10. Lewis Cohen	Cal.-Poly (SLO)	10	209

## 1979 NBA Draft – June 25

Player	From	Rd.	Pick
1. Kyle Macy	Kentucky	1	22
2. Johnny High	Nevada-Reno	2	24
3. Al Green	LSU	3	64
4. Malcomb Cesare	Florida	4	86
5. Mark Eaton	Cypress J.C.	5	107
6. Dale Shackelford	Syracuse	6	127
7. Ollie Matson	Pepperdine	7	148
8. Charley Jones	Albany State	8	177
9. Hosea Champine	Robert Morris	9	196
10. Korky Nelson	Santa Clara	10	215

## 1980 NBA Draft – June 10

Player	From	Rd.	Pick
1. Kimberly Belton	Stanford	2	42
2. John Campbell	Clemson	3	59
3. Doug True	Cal-Berkley	3	65
4. Leroy Stampley	Loyola (ILL.)	4	88
5. Mark Stevens	Northern Arizona	5	111
6. Coby Leavitt	Utah	6	134
7. Ron Williams	Western Montana	7	157
8. Jim Connolly	La Salle	8	179
9. Keith French	North Park	9	200
10. Randy Carroll	Kansas	10	220

## 1981 NBA Draft – June 9

Player	From	Rd.	Pick
1. Larry Nance	Clemson	1	20
2. Sam Clancy	Pittsburgh	3	62
3. Craig Dykema	Long Beach State	3	66
4. Paul Heurman	Michigan	5	112
5. Pete Harris	Northeastern	6	135
6. David Williams	Southern	7	158
7. Steve Risley	Indiana	8	180
8. Brian Johnson	Colorado	9	200
9. Felton Sealey	Oregon	10	220

## 1982 NBA Draft – June 29

Player	From	Rd.	Pick
1. David Thirdkill	Bradley	1	15
2. Kevin Magee	Cal-Irvine	2	39
3. Charles Pittman	Maryland	3	61
4. Rory White	South Alabama	4	86
5. Marvin McCrary	Missouri	5	108
6. Jake Bethany	Hardin-Simmons	6	130
7. Phil Ward	UNC-Charlotte	7	155
8. Rick Elrod	Georgetown (Ky.)	8	177
9. Ken Lyles	Washington	9	199
10. Dale Wilkinson	Idaho State	10	221

## 1983 NBA Draft – June 28

Player	From	Rd.	Pick
1. Rod Foster	UCLA	2	28
2. Paul Williams	Arizona State	2	45
3. Dereck Whittenburg	N.C. State	3	51
4. Sam Mosley	Nevada-Reno	4	89
5. Rick Lamb	Illinois State	5	113
6. Edward Bona	Fordham	6	135
7. Fred Brown	Virginia Comm.	7	159
8. Mike Mulquin	Villanova	8	181
9. Joe Dykstra	Western Illinois	9	204
10. Bo Overton	Oklahoma	10	225

## 1984 NBA Draft – June 19

Player	From	Rd.	Pick
1. Jay Humphries	Colorado	1	13
2. Charles Jones	Louisville	2	36
3. Murray Jarman	Clemson	3	59
4. Jeff Collins	UNLV	4	82
5. Bill Flye	Richmond	5	105
6. Herman Veal	Maryland	6	128
7. Raymond Crenshaw	Oklahoma State	7	151
8. Mark Fothergill	Maryland	8	174
9. Buddy Cox	Bellarmine	9	196
10. Ezra Hill, Jr.	Liberty Baptist	10	218

## 1985 NBA Draft – June 18

Player	From	Rd.	Pick
1. Ed Pinckney	Villanova	1	10
2. Nick Vanos	Santa Clara	2	32
3. Jerry Everett	Lamar	3	56
4. Granger Hall	Temple	4	78
5. Shawn Campbell	Weber State	5	102
6. Charles Rayne	Temple	6	124
7. Georgi Glouchkov	Bulgarian Nat'l Team	7	148

## 1986 NBA Draft – June 17

Player	From	Rd.	Pick
1. William Bedford	Memphis State	1	6
2. Joe Ward	Georgia	2	31
3. Rafael Addison	Syracuse	2	39
4. Jeff Hornacek	Iowa State	2	46
5. Kenny Gattison	Old Dominion	3	55
6. Grant Gondrezick	Pepperdine	4	77
7. Greg Spurling	Carson-Newman	5	101
8. Jim McCaffrey	Holy Cross	6	123
9. Damon Goodwin	Dayton	7	147

## 1987 NBA Draft – June 22

Player	From	Rd.	Pick
1. Arnon Gilliam	UNLV	1	2
2. Bruce Dalrymple	Georgia Tech	2	46
3. Winston Crite	Texas A & M	3	53
4. Steve Beck	ASU	4	76
5. Brent Counts	Pacific	5	99
6. Marcel Boyce	Akron	6	122
7. Ron Singleton	Grand Canyon	7	145

## 1988 NBA Draft – June 28

Player	From	Rd.	Pick
1. Tim Perry	Temple	1	7
2. Dan Majerte	Central Michigan	1	14
3. Andrew Lang	Arkansas	2	28
4. Dean Garrett	Indiana	2	38
5. Steve Kerr	Arizona	2	50
6. Rodney Johns	Grand Canyon	3	55

## 1989 NBA Draft – June 27

Player	From	Rd.	Pick
1. Anthony Cook	Arizona	1	24*
2. Ricky Blanton	LSU	2	46
3. Mike Morrison	Loyola-Marymount	2	51
4. Greg Grant	Trenton State	2	52

\*Traded to Detroit for Kenny Battle and Micheal Williams

## 1990 NBA Draft – June 27

Player	From	Rd.	Pick
1. Jayson Williams	St. John's	1	21
2. Negele Knight	Dayton	2	31
3. Cedric Ceballos	Cal-Fullerton	2	48
4. Milous Babic	Tennessee Tech	2	50*

\*Traded to Cleveland for Stefano Rusconi

## 1991 NBA Draft – June 26

Player	From	Rd.	Pick
1. Chad Gallagher	Creighton	2	32
2. Richard Dumas	Oklahoma State	2	46
3. Joey Wright	Texas	2	50

## 1992 NBA Draft – June 24

Player	From	Rd.	Pick
1. Oliver Miller	Arkansas	1	22
2. Brian Davis	Duke	2	48
3. Ron Ellis	Louisiana Tech	2	49

## 1993 NBA Draft – June 30

Player	From	Rd.	Pick
1. Malcom Mackey	Georgia Tech	1	27
2. Mark Buford	Miss. Valley State	2	49
3. Byron Wilson	Utah	2	54

## 1994 NBA Draft – June 29

Player	From	Rd.	Pick
1. Wesley Person	Auburn	1	23
2. Antonio Lang	Duke	2	29
3. Charles Claxton	Georgia	2	50
4. Anthony Goldwire	Houston	2	52

## 1995 NBA Draft – June 28

Player	From	Rd.	Pick
1. Michael Finley	Wisconsin	1	21
2. Mario Bennett	Arizona State	1	27
3. Chris Carr	Southern Illinois	2	56

## 1996 NBA Draft – June 26

Player	From	Rd.	Pick
1. Steve Nash	Santa Clara	1	15
2. Russ Millard	Iowa	2	39
3. Ben Davis	Arizona	2	43

## 1997 NBA Draft – June 25

Player	From	Rd.	Pick
1. Stephen Jackson	Oak Hill H.S.	2	42

## 1998 NBA Draft – June 24

No Pick

\*Acquired Pat Garrity (from Dallas) and Toby Bailey (from L.A. Lakers) in draft-day trades

## 1999 NBA Draft – June 30

Player	From	Rd.	Pick
1. Shawn Marion	UNLV	1	9

## 2000 NBA Draft – June 28

Player	From	Rd.	Pick
1. Jake Tsakalidis	AEK (Greece)	1	25

## 2001 NBA Draft – June 27

Player	From	Rd.	Pick
1. Alton Ford	Houston	2	51

## 2002 NBA Draft – June 26

Player	From	Rd.	Pick
1. Amaré Stoudemire	Cypress Creek H.S.	1	9
2. Casey Jacobsen	Stanford	1	22

## 2003 NBA Draft – June 26

Player	From	Rd.	Pick
1. Zarko Cabarkapa	Buducnost (Serbia)	1	17

\*Acquired the draft rights to Leandro Barbosa (28th pick overall) from San Antonio for a future protected 1st rd. pick

## 2004 NBA Draft – June 24

Player	From	Rd. Pick
1. Luol Deng	Duke	1 7*

\*Traded to Chicago for future 1st rd. pick, the draft rights to Jackson Vroman (31st pick overall) and cash

## 2005 NBA Draft – June 28

Player	From	Rd. Pick
1. Nate Robinson	Washington	1 21*
2. Marcin Gortat	Rhein (Germany)	2 57#

\*Traded to New York with Quentin Richardson for Kurt Thomas and the draft rights to Dijon Thompson (54th pick overall)

#Traded to Orlando for future considerations

## 2006 NBA Draft – June 28

Player	From	Rd. Pick
1. Nate Rondo	Kentucky	1 21*
2. Sergio Rodriguez	Adecco Madrid (Spain)	1 27#

\*Traded to Boston with Brian Grant for a lottery-protected 1st rd. pick (via Cleveland)

#Traded to Portland for cash considerations

## 2007 NBA Draft – June 28

Player	From	Rd. Pick
1. Rudy Fernandez	Jovenut Badalona (Spain)	1 24*
2. Alando Tucker	Wisconsin	1 29
3. D.J. Strawberry	Maryland	2 59

\*Traded to Portland with James Jones for cash considerations

## 2008 NBA Draft – June 26

Player	From	Rd. Pick
1. Robin Lopez	Stanford	1 15
2. Malik Hairston	Oregon	2 48*

\*Traded to San Antonio with 2009 second-round pick (obtained from Golden State) and cash considerations for draft rights to Goran Dragic (45th pick overall)

## 2009 NBA Draft – June 26

Player	From	Rd. Pick
1. Earl Clark	Louisville	1 14
2. Taylor Griffin	Oklahoma	2 48
3. Emir Preldzic	Fenerbahce Ulker (Turkey)	2 57*

\*Traded to Cleveland for cash considerations

## 2010 NBA Draft – June 24

Player	From	Rd. Pick
1. Gani Lawal	Georgia Tech	2 46
2. Dwayne Collins	Miami (FL)	2 60

## 2011 NBA Draft – June 23

Player	From	Rd. Pick
1. Markieff Morris	Kansas	1 13

## 2012 NBA Draft – June 28

Player	From	Rd. Pick
1. Kendall Marshall	North Carolina	1 13

## 2013 NBA Draft – June 27

Player	From	Rd. Pick
1. Alex Len	Maryland	1 5
2. Nemanja Nedovic	Lietuvos Rytas (Lithuania)	1 30*
3. Alex Oriakhi	Missouri	2 57

\*Traded to Golden State for the draft rights to Archie Goodwin (29th pick overall) and Malcolm Lee

## 2014 NBA Draft – June 26

Player	From	Rd. Pick
1. T.J. Warren	North Carolina State	1 14
2. Tyler Ennis	Syracuse	1 18
3. Bogdan Bogdanovic	Partizan Belgrade (Serbia)	1 27
4. Alec Brown	Wisconsin-Green Bay	2 50

## 2015 NBA Draft – June 25

Player	From	Rd. Pick
1. Devin Booker	Kentucky	1 13
2. Andrew Harrison	Kentucky	2 44*

\*Traded to Memphis for Jon Leuer

## 2016 NBA Draft – June 23


Player	From	Rd. Pick
1. Dragan Bender	Maccabi Tel Aviv (Croatia)	1 4
2. Georgios Papagiannis	Panathinaikos (Greece)	1 13*
3. Skal Labissiere	Kentucky	1 27*
4. Tyler Ulis	Kentucky	2 34

\*Traded to Sacramento with rights to Bogdan Bogdanovic and future 2nd rd. pick (via Detroit) for the draft rights to Marquese Chris (8th pick overall)

## 2017 NBA Draft – June 22

Player	From	Rd. Pick
1. Josh Jackson	Kansas	1 4
2. Davon Reed	Miami (FL)	2 32
3. Alec Peters	Valparaiso	2 54

"The Shot Heard 'Round the World"



**PLAYOFFS**



# All-Time Playoff Results

## SUNS ALL-TIME PLAYOFF RECORD — 133-141 (.485)

### 1969-70 (Suns 39-43 Regular Season)

The playoff format in 1970 rewarded the top four teams from both the Western and Eastern Conferences. The first series, known as the semifinals, was a best-of-seven format as were the two following rounds: the conference finals and the NBA Finals.

#### SEMIFINALS (Lakers 4, Suns 3)

DATE	OPPONENTS	SITE	SUNS-OPP	W-L	SUNS HI PTS	SUNS HI REBS	OPP HI PTS	OPP HI REBS
3/25/70	L.A. Lakers	Los Angeles	112-128	L	Silas	26	18	Chamberlain
3/29/70	L.A. Lakers	Los Angeles	114-101	W	Hawkins	34	20	Chamberlain
4/2/70	L.A. Lakers	Phoenix	112-98	W	Goodrich	29	16	Chamberlain
4/4/70	L.A. Lakers	Phoenix	112-102	W	Goodrich	34	16	Chamberlain
4/5/70	L.A. Lakers	Los Angeles	121-138	L	Hawkins	28	19	Chamberlain
4/7/70	L.A. Lakers	Phoenix	93-104	L	Hawkins	24	21	Chamberlain
4/9/70	L.A. Lakers	Los Angeles	94-129	L	Hawkins	25	15	Chamberlain

### 1975-76 (Suns 42-40 Regular Season)

Beginning with the 1974-75 season, the league was divided into the four divisions and two conferences we know today. Five teams from each conference advanced to the playoffs. The winningest three teams received a bye in the first-round, the remaining two teams played in a best-of-five first-round series. The best-of-seven semifinals pitted the first-place team against the winner of the first-round series and the second and third-place teams against each other, with the winners advancing to the conference finals and the NBA Finals.

This procedure changed slightly prior to the start of the 1976-77 season when additional teams were added to the league. At that time, six teams advanced to the playoffs and each of the division winners received a bye to the semifinals. Again, the first-round of the playoffs was a best-of-five series and each of the three following series were best-of-seven.

#### FIRST-ROUND BYE

#### SEMIFINALS (Suns 4, Sonics 2)

DATE	OPPONENTS	SITE	SUNS-OPP	W-L	SUNS HI PTS	SUNS HI REBS	OPP HI PTS	OPP HI REBS
4/13/76	Seattle	Seattle	99-102	L	Westphal	24	10	Brown
4/15/76	Seattle	Seattle	116-111	W	Adams	23	12	Brown
4/18/76	Seattle	Phoenix	103-91	W	GH/PW	16	14	Watts
4/20/76	Seattle	Phoenix	130-114	W	Westphal	39	11	Brown
4/25/76	Seattle	Seattle	108-114	L	Westphal	27	12	Seals
4/27/76	Seattle	Phoenix	123-112	W	Erickson	20	9	BS/SW

#### WESTERN CONFERENCE FINALS (Suns 4, Warriors 3)

5/2/76	Golden St.	Golden St.	103-128	L	Perry	22	14	Barry
5/5/76	Golden St.	Golden St.	108-101	W	Westphal	31	12	Barry
5/7/76	Golden St.	Phoenix	91-99	L	Westphal	24	14	Wilkes
5/9/76	Golden St.	Phoenix	133-129**	W	Erickson	28	18	Smith
5/12/76	Golden St.	Golden St.	95-111	L	Perry	23	18	Smith
5/14/76	Golden St.	Phoenix	105-104	W	Erickson	24	15	Barry
5/16/76	Golden St.	Golden St.	94-86	W	GH/PW	21	20	Barry

#### NBA FINALS (Celtics 4, Suns 2)

5/23/76	Boston	Boston	87-98	L	Adams	26	10	Cowens
5/27/76	Boston	Boston	90-105	L	Westphal	28	15	Havlicek
5/30/76	Boston	Phoenix	105-98	W	Adams	33	14	White
6/2/76	Boston	Phoenix	109-107	W	Westphal	28	15	White
6/4/76	Boston	Boston	126-128***	L	RS/PW	25	15	White
6/6/76	Boston	Phoenix	80-87	L	Adams	20	10	Scott

### 1977-78 (Suns 49-33 Regular Season)

#### FIRST ROUND (Bucks 2, Suns 0)

DATE	OPPONENTS	SITE	SUNS-OPP	W-L	SUNS HI PTS	SUNS HI REBS	OPP HI PTS	OPP HI REBS
4/11/78	Milwaukee	Phoenix	103-111	L	Davis	31	9	Winters
4/14/78	Milwaukee	Milwaukee	90-94	L	Westphal	32	9	Johnson

\* Overtime \*\* Double Overtime \*\*\* Triple Overtime

## 1978-79 (Suns 50-32 Regular Season)

<b>FIRST ROUND (Suns 2, Trail Blazers 1)</b>												
DATE	OPPONENTS	SITE	SUNS-OPP	W-L	SUNS HI PTS	SUNS HI REBS	OPP HI PTS	OPP HI REBS				
4/10/79	Portland	Phoenix	107-103	W	Westphal	28	Davis/AA	5	Brewer	26	ML/MT	10
4/13/79	Portland	Portland	92-96	L	Davis	31	Heard	9	Brewer	21	Thompson	17
4/15/79	Portland	Phoenix	101-91	W	Westphal	26	Heard	12	MT/ML/LS	16	Lucas	16
<b>SEMIFINALS (Suns 4, Kings 1)</b>												
4/17/79	Kansas City	Phoenix	102-99	W	Westphal	25	Robinson	12	Birdsong	20	Lacey	12
4/20/79	Kansas City	Kansas City	91-111	L	Robinson	17	Robinson	13	Birdsong	23	Wedman	10
4/22/79	Kansas City	Phx (ASU)	108-93	W	Davis	22	Adams	9	SW/OB	22	Robinzine	10
4/25/79	Kansas City	Kansas City	108-94	W	Westphal	26	Heard	14	Wedman	21	Lacey	13
4/27/79	Kansas City	Phoenix	120-99	W	Westphal	32	Kramer	11	Birdsong	21	Lacey	10
<b>WESTERN CONFERENCE FINALS (Suns 4, Suns 3)</b>												
5/1/79	Seattle	Seattle	93-108	L	Adams	18	Adams	12	Williams	27	Sikma	11
5/4/79	Seattle	Seattle	97-103	L	Westphal	29	Robinson	9	J. Johnson	21	Shelton	15
5/6/79	Seattle	Phoenix	113-103	W	Westphal	25	Davis	10	Williams	35	JJ/Sikma	9
5/8/79	Seattle	Phoenix	100-91	W	Davis	27	Heard	12	Williams	22	Shelton	10
5/11/79	Seattle	Seattle	99-93	W	Westphal	27	Robinson	14	D. Johnson	24	Sikma	12
5/13/79	Seattle	Phoenix	105-106	L	Westphal	29	Kramer	8	D. Johnson	23	Sikma	10
5/17/79	Seattle	Seattle	110-114	L	Davis	26	Robinson	14	Sikma	33	Sikma	11

## 1979-80 (Suns 55-27 Regular Season)

<b>FIRST ROUND (Suns 2, Kings 1)</b>												
DATE	OPPONENTS	SITE	SUNS-OPP	W-L	SUNS HI PTS	SUNS HI REBS	OPP HI PTS	OPP HI REBS				
4/2/80	Kansas City	Phoenix	96-93	W	Westphal	23	Robinson	14	Birdsong	23	King	10
4/4/80	Kansas City	Kansas City	96-106	L	Adams	22	Adams	12	Wedman	32	Wedman	9
4/6/80	Kansas City	Phoenix	114-99	W	Davis	22	Adams	20	Wedman	24	King	11
<b>SEMIFINALS (Lakers 4, Suns 1)</b>												
4/8/80	L.A. Lakers	Los Angeles	110-119	L	Davis	24	Kelley	10	Abdul-Jabbar	30	KAJ/MJ	12
4/9/80	L.A. Lakers	Los Angeles	128-131*	L	Westphal	37	Heard	9	Abdul-Jabbar	32	Johnson	13
4/11/80	L.A. Lakers	Phoenix	105-108	L	Davis	28	Heard	11	Abdul-Jabbar	37	Johnson	13
4/13/80	L.A. Lakers	Phoenix	127-101	W	Westphal	25	Heard	9	Abdul-Jabbar	25	Abdul-Jabbar	11
4/15/80	L.A. Lakers	Los Angeles	101-126	L	Davis	24	AA/Cook	6	Abdul-Jabbar	35	Abdul-Jabbar	16

## 1980-81 (Suns 57-25 Regular Season)

<b>FIRST-ROUND BYE</b>												
<b>SEMIFINALS (Kings 4, Suns 3)</b>												
DATE	OPPONENTS	SITE	SUNS-OPP	W-L	SUNS HI PTS	SUNS HI REBS	OPP HI PTS	OPP HI REBS				
4/7/81	Kansas City	Phoenix	102-80	W	WD/DJ	16	Cook	12	King	15	King	8
4/8/81	Kansas City	Phoenix	83-88	L	D. Johnson	31	Robinson	8	Wedman	24	King	12
4/10/81	Kansas City	Kansas City	92-93	L	AA/DJ	19	D. Johnson	9	King	29	Lacey	12
4/12/81	Kansas City	Kansas City	95-102	L	Robinson	23	Robinson	13	Grunfeld	27	Lacey	11
4/15/81	Kansas City	Phoenix	101-89	W	Davis	20	Robinson	20	King	29	SL/LD	8
4/17/81	Kansas City	Kansas City	81-76	W	D. Johnson	17	Robinson	10	Wedman	19	Lacey	12
4/19/81	Kansas City	Phoenix	88-95	L	D. Johnson	28	DJ/AA	7	RK/EG	23	RK/SL	7

## 1981-82 (Suns 46-36 Regular Season)

<b>FIRST ROUND (Suns 2, Nuggets 1)</b>												
DATE	OPPONENTS	SITE	SUNS-OPP	W-L	SUNS HI PTS	SUNS HI REBS	OPP HI PTS	OPP HI REBS				
4/20/82	Denver	Denver	113-129	L	Macy	22	Robinson	13	Vandeweghe	29	English	10
4/23/82	Denver	Phoenix	126-110	W	Johnson	29	Adams	9	Issel	26	English	6
4/24/82	Denver	Denver	124-119	W	Davis	30	Robinson	9	Issel	26	DI/TRD	10
<b>SEMIFINALS (Lakers 4, Suns 0)</b>												
4/27/82	L.A. Lakers	Los Angeles	96-115	L	AA/DJ	20	Robinson	14	Wilkes	28	McAdoo	12
4/28/82	L.A. Lakers	Los Angeles	98-117	L	Johnson	27	Nance	11	Abdul-Jabbar	24	E. Johnson	12
4/30/82	L.A. Lakers	Phoenix	106-114	L	Adams	23	Adams	12	Wilkes	26	E. Johnson	14
5/2/82	L.A. Lakers	Phoenix	107-112	L	Johnson	31	LN/KM	6	JW/KAJ	24	Abdul-Jabbar	13

## 1982-83 (Suns 53-29 Regular Season)

<b>FIRST ROUND (Nuggets 2, Suns 1)</b>												
DATE	OPPONENTS	SITE	SUNS-OPP	W-L	SUNS HI PTS	SUNS HI REBS	OPP HI PTS	OPP HI REBS				
4/19/83	Denver	Phoenix	121-108	W	Johnson	28	Johnson	12	Vandeweghe	32	Dunn	12
4/21/83	Denver	Denver	99-113	L	Davis	31	Edwards	9	Vandeweghe	26	Issel	11
4/24/83	Denver	Phoenix	112-117*	L	Davis	29	Nance	12	English	42	Dunn	12

\* Overtime \*\* Double Overtime \*\*\* Triple Overtime

## 1983-84 (Suns 41-41 Regular Season)

A new playoff format, similar to the one still in use today, was implemented. Eight teams from each conference make the playoffs, with the division winners having the top two seeds in each conference and subsequent seedings determined by record. The first-round series would be best-of-five until 2003.

FIRST ROUND (Suns 3, Trail Blazers 2)												
DATE	OPPONENTS	SITE	SUNS-OPP	W-L	SUNS HI PTS	SUNS HI REBS	OPP HI PTS	OPP HI REBS				
4/18/84	Portland	Portland	113-106	W	Edwards	23	Nance	9	Carr	24	Natt	9
4/20/84	Portland	Portland	116-122	L	Davis	25	Lucas/Davis	5	Paxson	27	Thompson	13
4/22/84	Portland	Phoenix	106-103	W	Davis	27	Lucas/Nance	10	Valentine	29	MT/MC	8
4/24/84	Portland	Phoenix	110-113	L	Davis	29	Lucas	10	Natt	30	Natt	8
4/26/84	Portland	Portland	117-105	W	Davis	29	Lucas	12	Paxson	24	Natt	10

SEMIFINALS (Suns 4, Jazz 2)												
4/29/84	Utah	Utah	95-105	L	Davis	21	Edwards	8	Dantley	36	Bailey	13
5/2/84	Utah	Utah	102-97	W	Davis	28	Lucas	15	Dantley	26	Eaton	9
5/4/84	Utah	Phoenix	106-94	W	Davis	30	Lucas	14	Dantley	31	Eaton	11
5/6/84	Utah	Phoenix	111-110*	W	Davis	32	Adams	15	Dantley	37	Eaton	12
5/8/84	Utah	Utah	106-118	L	Lucas	19	Lucas	12	Dantley	46	Eaton	11
5/10/84	Utah	Phoenix	102-82	W	Davis	21	Nance	9	Dantley	23	Eaton	10

WESTERN CONFERENCE FINALS (Lakers 4, Suns 2)												
5/12/84	L.A. Lakers	Los Angeles	94-110	L	Davis	24	Nance	15	McAdoo	20	Abdul-Jabbar	10
5/15/84	L.A. Lakers	Los Angeles	102-118	L	Nance	29	Nance	9	Abdul-Jabbar	21	Abdul-Jabbar	10
5/18/84	L.A. Lakers	Phoenix	135-127*	W	Davis	34	Lucas	17	Abdul-Jabbar	31	KAJ/EJ/JW	8
5/20/84	L.A. Lakers	Phoenix	115-126	L	Nance	27	Lucas	10	Abdul-Jabbar	31	KAJ/KR/JW	7
5/23/84	L.A. Lakers	Los Angeles	126-121	W	Davis	27	Nance	13	Abdul-Jabbar	28	McAdoo	8
5/25/84	L.A. Lakers	Phoenix	97-99	L	Davis	26	Lucas	13	Worthy	22	E. Johnson	11

## 1984-85 (Suns 36-46 Regular Season)

FIRST ROUND (Lakers 3, Suns 0)												
DATE	OPPONENTS	SITE	SUNS-OPP	W-L	SUNS HI PTS	SUNS HI REBS	OPP HI PTS	OPP HI REBS				
4/18/85	L.A. Lakers	Los Angeles	114-142	L	Pittman	22	Lucas	11	McGee	22	MC/BM	6
4/20/85	L.A. Lakers	Los Angeles	130-147	L	Adams	23	Lucas	9	Abdul-Jabbar	24	Rambis	7
4/23/85	L.A. Lakers	Phoenix	103-119	L	Lucas	26	Lucas	13	Worthy	23	Rambis	9

## 1988-89 (Suns 55-27 Regular Season)

FIRST ROUND (Suns 3, Nuggets 0)												
DATE	OPPONENTS	SITE	SUNS-OPP	W-L	SUNS HI PTS	SUNS HI REBS	OPP HI PTS	OPP HI REBS				
4/28/89	Denver	Phoenix	104-103	W	TMC/KJ	26	Chambers	17	Davis	34	Lever	12
4/30/89	Denver	Phoenix	132-114	W	K. Johnson	34	Chambers	12	English	36	Adams	12
5/2/89	Denver	Denver	130-121	W	TMC/KJ	32	Chambers	17	Davis	26	Turner	7

SEMIFINALS (Suns 4, Warriors 1)												
5/6/89	Golden St.	Phoenix	130-103	W	Chambers	25	E. Johnson	9	Mullin/Teagle	18	L. Smith	8
5/9/89	Golden St.	Phoenix	122-127	L	E. Johnson	35	E. Johnson	9	Mullin	37	Richmond	13
5/11/89	Golden St.	Golden St.	113-104	W	Chambers	31	TMC/TYC	14	Mullin	32	RH/MB	9
5/13/89	Golden St.	Golden St.	135-99	W	E. Johnson	34	Corbin	13	Mullin	28	Mullin	7
5/16/89	Golden St.	Phoenix	116-104	W	TMC/KJ/DM	24	TMC/EJ	11	Richmond	23	L. Smith	9

WESTERN CONFERENCE FINALS (Lakers 4, Suns 0)												
5/20/89	L.A. Lakers	Los Angeles	119-127	L	K. Johnson	27	Chambers	10	Worthy	32	Green	10
5/23/89	L.A. Lakers	Los Angeles	95-101	L	K. Johnson	22	Chambers	10	Scott	30	Johnson	9
5/26/89	L.A. Lakers	Phoenix	107-110	L	Chambers	26	Hornacek	11	Worthy	29	Worthy	12
5/28/89	L.A. Lakers	Phoenix	117-122	L	Chambers	41	Chambers	13	Scott	35	Green	11

## 1989-90 (Suns 54-28 Regular Season)

FIRST ROUND (Suns 3, Jazz 2)												
DATE	OPPONENTS	SITE	SUNS-OPP	W-L	SUNS HI PTS	SUNS HI REBS	OPP HI PTS	OPP HI REBS				
4/27/90	Utah	Utah	96-113	L	Majerle	23	Rambis	2	K. Malone	21	K. Malone	11
4/29/90	Utah	Utah	105-87	W	K. Johnson	22	West	21	K. Malone	20	K. Malone	10
5/2/90	Utah	Phoenix	120-105	W	K. Johnson	29	West	10	Bailey	30	K. Malone	11
5/4/90	Utah	Phoenix	94-105	L	E. Johnson	33	West	11	K. Malone	33	K. Malone	11
5/6/90	Utah	Utah	104-102	W	Chambers	32	West	11	KM/Bailey	26	Eaton	9

SEMIFINALS (Suns 4, Lakers 1)												
5/ 8/90	L.A. Lakers	Los Angeles	104-102	W	Chambers	26	West	16	EJ/JW	22	Green	13
5/10/90	L.A. Lakers	Los Angeles	100-124	L	Hornacek	18	Five with	5	Worthy	27	Green	13
5/12/90	L.A. Lakers	Phoenix	117-103	W	Chambers	34	TMC/KJ	7	Worthy	27	Green	10
5/13/90	L.A. Lakers	Phoenix	114-101	W	K. Johnson	30	West	15	E. Johnson	43	Green	18
5/15/90	L.A. Lakers	Los Angeles	106-103	W	K. Johnson	37	West	16	E. Johnson	43	VD/EJ	8

WESTERN CONFERENCE FINALS (Trail Blazers 4, Suns 2)												
5/21/90	Portland	Portland	98-100	L	Chambers	29	West	12	Drexler	20	Kersey	11
5/23/90	Portland	Portland	107-108	L	Chambers	28	Chambers	14	Kersey	29	Kersey	11
5/25/90	Portland	Phoenix	123-89	W	Chambers	24	Lang	10	Kersey	16	Bryant	7
5/27/90	Portland	Phoenix	119-107	W	K. Johnson	28	West	12	Kersey	29	Williams	8
5/29/90	Portland	Portland	114-120	L	K. Johnson	28	Chambers	13	Drexler	32	Kersey	11
5/31/90	Portland	Phoenix	109-112	L	Hornacek	36	Rambis	12	CD/TP	23	Williams	11

\* Overtime \*\* Double Overtime \*\*\* Triple Overtime

## 1990-91 (Suns 55-27 Regular Season)

FIRST ROUND (Jazz 3, Suns 1)										
DATE	OPPONENTS	SITE	SUNS-OPP	W-L	SUNS HI PTS	SUNS HI REBS	OPP HI PTS	OPP HI REBS		
4/25/91	Utah	Phoenix	90-129	L	Knight	18	Hornacek	5	K. Malone 27	KM/MB 10
4/27/91	Utah	Phoenix	102-92	W	Hornacek	25	Lang	8	J. Malone 23	K. Malone 14
4/30/91	Utah	Utah	98-107	L	Chambers	26	Hornacek	10	K. Malone 32	M. Brown 11
5/2/91	Utah	Utah	93-101	L	Hornacek	30	Chambers	7	K. Malone 38	K. Malone 13

## 1991-92 (Suns 53-29 Regular Season)

FIRST ROUND (Suns 3, Spurs 0)											
DATE	OPPONENTS	SITE	SUNS-OPP	W-L	SUNS HI PTS	SUNS HI REBS	OPP HI PTS	OPP HI REBS			
4/24/92	San Antonio	Phoenix	117-111	W	Majerle	25	Ceballos	9	Cummings 30	Cummings 12	
4/26/92	San Antonio	Phoenix	119-107	W	TP/JH	31	Perry/Lang	10	Cummings 31	Cummings 10	
4/29/92	San Antonio	San Antonio	101-92	W	KJ/JH	22	Perry	9	Carr 20	TC/AC 12	
SEMIFINALS (Trail Blazers 4, Suns 1)											
5/5/92	Portland	Portland	111-113	L	K. Johnson	24	KJ/TC	8	Porter 31	Drexler 10	
5/7/92	Portland	Portland	119-126	L	K. Johnson	35	Hornacek	11	CD/TP	27	Kersey 9
5/9/92	Portland	Phoenix	124-117	W	Hornacek	30	TP/DM	9	Drexler 37	Kersey 9	
5/11/92	Portland	Phoenix	151-153**	L	K. Johnson	35	Majerle	11	Drexler 33	Kersey 10	
5/14/92	Portland	Portland	106-118	L	TC/TP	19	Chambers	8	Drexler 34	BW/JK 12	

## 1992-93 (Suns 62-20 Regular Season)

FIRST ROUND (Suns 3, Lakers 2)										
DATE	OPPONENTS	SITE	SUNS-OPP	W-L	SUNS HI PTS	SUNS HI REBS	OPP HI PTS	OPP HI REBS		
4/30/93	L.A. Lakers	Phoenix	103-107	L	Barkley	34	Barkley	15	Theatt 35	Divac 10
5/2/93	L.A. Lakers	Phoenix	81-86	L	CB/RD/TC	18	Barkley	21	Divac 19	Green/Divac 19
5/4/93	L.A. Lakers	Los Angeles	107-102	W	Barkley	27	Barkley	11	Divac 30	Green 17
5/6/93	L.A. Lakers	Los Angeles	101-86	W	Barkley	28	Barkley	11	Divac 17	Green 15
5/9/93	L.A. Lakers	Phoenix	112-104*	W	Barkley	31	CB/OM	14	Worthy 24	Green 19
SEMIFINALS (Suns 4, Spurs 2)										
5/11/93	San Antonio	Phoenix	98-89	W	K. Johnson	25	Barkley	10	Robinson 32	Robinson 10
5/13/93	San Antonio	Phoenix	109-103	W	Barkley	35	Barkley	10	Robinson 27	Robinson 10
5/15/93	San Antonio	San Antonio	96-111	L	K. Johnson	26	Barkley	14	Carr 21	DR/AJ 8
5/16/93	San Antonio	San Antonio	103-117	L	K. Johnson	26	Barkley	12	Robinson 36	Robinson 16
5/18/93	San Antonio	Phoenix	109-97	W	Barkley	36	Barkley	12	DR/DE 24	Robinson 8
5/20/93	San Antonio	San Antonio	102-100	W	Barkley	28	Barkley	21	Robinson 22	Robinson 14
WESTERN CONFERENCE FINALS (Suns 4, Sonics 3)										
5/24/93	Seattle	Phoenix	105-91	W	Ceballos	21	Barkley	14	McKey 17	Kemp 10
5/26/93	Seattle	Phoenix	99-103	L	Majerle	29	CB/DM	10	Pierce 34	McMillan 8
5/28/93	Seattle	Seattle	104-97	W	K. Johnson	20	Barkley	16	Pierce 28	Kemp 12
5/30/93	Seattle	Seattle	101-120	L	Barkley	27	Barkley	7	SK/DM 20	Kemp 8
6/1/93	Seattle	Phoenix	120-114	W	Barkley	43	Barkley	15	Kemp 33	SK/SP 6
6/3/93	Seattle	Seattle	102-118	L	K. Johnson	22	Barkley	11	Pierce 27	Kemp 15
6/5/93	Seattle	Phoenix	123-110	W	Barkley	44	Barkley	24	E. Johnson 34	Kemp 8
NBA FINALS (Bulls 4, Suns 2)										
6/9/93	Chicago	Phoenix	92-100	L	Barkley	21	Dumas	12	Jordan 31	Jordan 8
6/11/93	Chicago	Phoenix	108-111	L	Barkley	42	Barkley	13	Jordan 42	MJ/SP 12
6/13/93	Chicago	Chicago	129-121***	W	Majerle	28	Barkley	19	Jordan 44	Grant 17
6/16/93	Chicago	Chicago	105-111	L	Barkley	32	Barkley	12	Jordan 55	Grant 16
6/18/93	Chicago	Chicago	108-98	W	RD/KJ	25	Majerle	12	Jordan 41	MJ/HG 7
6/20/93	Chicago	Phoenix	98-99	L	DM/CB	21	Barkley	17	Jordan 33	Pippen 12

## 1993-94 (Suns 56-26 Regular Season)

FIRST ROUND (Suns 3, Warriors 0)										
DATE	OPPONENTS	SITE	SUNS-OPP	W-L	SUNS HI PTS	SUNS HI REBS	OPP HI PTS	OPP HI REBS		
4/29/94	Golden St.	Phoenix	111-104	W	Barkley	36	Barkley	19	Owens 27	Owens 17
5/1/94	Golden St.	Phoenix	117-111	W	K. Johnson	38	Green	10	Mullin 32	Webber 10
5/4/94	Golden St.	Golden St.	140-133	W	Barkley	56	Barkley	14	Mullin 30	CW/CG 8
SEMIFINALS (Rockets 4, Suns 3)										
5/8/94	Houston	Houston	91-87	W	Barkley	21	Barkley	12	Olajuwon 36	Olajuwon 16
5/11/94	Houston	Houston	124-117*	W	Barkley	34	Barkley	15	Olajuwon 31	Olajuwon 17
5/13/94	Houston	Phoenix	102-118	L	K. Johnson	38	Barkley	14	Maxwell 34	Olajuwon 15
5/15/94	Houston	Phoenix	96-107	L	K. Johnson	38	Barkley	14	Olajuwon 28	Thorpe 13
5/17/94	Houston	Houston	86-109	L	Barkley	30	Miller	7	OT/HO 20	Thorpe 13
5/19/94	Houston	Phoenix	103-89	W	K. Johnson	28	Barkley	15	Olajuwon 23	Olajuwon 12
5/21/94	Houston	Houston	94-104	L	K. Johnson	25	Barkley	15	Olajuwon 37	Olajuwon 17

\* Overtime \*\* Double Overtime \*\*\* Triple Overtime

## 1994-95 (Suns 59-23 Regular Season)

FIRST ROUND (Suns 3, Trail Blazers 0)												
DATE	OPPONENTS	SITE	SUNS-OPP	W-L	SUNS HI PTS	SUNS HI REBS	OPP HI PTS	OPP HI REBS				
4/28/95	Portland	Phoenix	129-102	W	Barkley	29	Barkley	16	Strickland	23	Dudley/Grant	7
4/30/95	Portland	Phoenix	103-94	W	K. Johnson	28	Green	15	Strickland	26	Williams	7
5/2/95	Portland	Portland	117-109	W	Barkley	47	Barkley	12	Strickland	21	C. Robinson	10
SEMIFINALS (Rockets 4, Suns 3)												
5/9/95	Houston	Phoenix	130-108	W	Barkley	26	Green	15	Cassell	31	Brown	6
5/11/95	Houston	Phoenix	118-94	W	Barkley	30	Green	14	Olajuwon	25	Horry	8
5/13/95	Houston	Houston	85-118	L	K. Johnson	14	Green	9	Olajuwon	36	Olajuwon	11
5/14/95	Houston	Houston	114-110	W	K. Johnson	43	Green	12	Olajuwon	38	Horry	17
5/16/95	Houston	Phoenix	97-103*	L	K. Johnson	28	CB/Green	20	Olajuwon	31	Olajuwon	16
5/18/95	Houston	Houston	103-116	L	Barkley	34	Barkley	14	Olajuwon	30	HO/CD	8
5/20/95	Houston	Phoenix	114-115	L	K. Johnson	46	Barkley	23	HO/CD	29	Olajuwon	11

## 1995-96 (Suns 41-41 Regular Season)

FIRST ROUND (Spurs 3, Suns 1)												
DATE	OPPONENTS	SITE	SUNS-OPP	W-L	SUNS HI PTS	SUNS HI REBS	OPP HI PTS	OPP HI REBS				
4/26/96	San Antonio	San Antonio	98-120	L	Barkley	26	Barkley	12	Del Negro	29	Perdue	9
4/28/96	San Antonio	San Antonio	105-110	L	Barkley	30	Barkley	20	Robinson	40	Robinson	21
5/1/96	San Antonio	Phoenix	94-93	W	Barkley	25	Barkley	13	Robinson	22	Perdue	9
5/3/96	San Antonio	Phoenix	98-116	L	Barkley	21	Barkley	9	Robinson	30	Robinson	13

## 1996-97 (Suns 40-42 Regular Season)

FIRST ROUND (Sonics 3, Suns 2)												
DATE	OPPONENTS	SITE	SUNS-OPP	W-L	SUNS HI PTS	SUNS HI REBS	OPP HI PTS	OPP HI REBS				
4/25/97	Seattle	Seattle	106-101	W	Chapman	42	K. Johnson	7	Payton	23	Kemp	15
4/27/97	Seattle	Seattle	78-122	L	Chapman	18	Person	10	Kemp/Payton	23	Kemp	15
4/29/97	Seattle	Phoenix	110-103	W	Person	29	Person	10	Payton	34	Kemp	11
5/1/97	Seattle	Phoenix	115-122*	L	KJ/Kidd	23	Manning	10	Payton	28	Kemp	20
5/3/97	Seattle	Seattle	92-116	L	Person	26	Person/Kidd	8	Schrempf	24	Kemp	11

## 1997-98 (Suns 56-26 Regular Season)

FIRST ROUND (Spurs 3, Suns 1)												
DATE	OPPONENTS	SITE	SUNS-OPP	W-L	SUNS HI PTS	SUNS HI REBS	OPP HI PTS	OPP HI REBS				
4/23/98	San Antonio	Phoenix	96-102	L	Johnson	18	McCloud	9	Duncan	32	Robinson	15
4/25/98	San Antonio	Phoenix	108-101	W	McCloud	22	McDyess	11	Robinson	23	Robinson	16
4/27/98	San Antonio	San Antonio	88-100	L	McDyess	26	McDyess	17	Duncan	22	Duncan	14
4/29/98	San Antonio	San Antonio	80-99	L	Johnson	18	McDyess	19	Johnson	30	Robinson	21

## 1998-99 (Suns 27-23 Regular Season)

FIRST ROUND (Trail Blazers 3, Suns 0)												
DATE	OPPONENTS	SITE	SUNS-OPP	W-L	SUNS HI PTS	SUNS HI REBS	OPP HI PTS	OPP HI REBS				
5/8/99	Portland	Portland	85-95	L	Kidd	17	Gugliotta	9	Rider	25	Grant	10
5/10/99	Portland	Portland	99-110	L	McCloud/Garrity	15	Gugliotta	9	Grant/DS	22	Sabonis	9
5/12/99	Portland	Phoenix	93-103	L	Robinson	24	CR/TG	7	Grant	20	Sabonis	11

## 1999-00 (Suns 53-29 Regular Season)

FIRST ROUND (Suns 3, Spurs 1)												
DATE	OPPONENTS	SITE	SUNS-OPP	W-L	SUNS HI PTS	SUNS HI REBS	OPP HI PTS	OPP HI REBS				
4/22/00	San Antonio	San Antonio	72-70	W	AH/CR	17	Marion	9	ELlIott	15	Walker	16
4/25/00	L.A. Lakers	San Antonio	70-85	L	Hardaway	19	Blount	11	D.Robinson	25	D.Robinson	15
4/29/00	San Antonio	Phoenix	101-94	W	Hardaway	17	Marion	14	D.Robinson	37	D.Robinson	13
5/2/00	San Antonio	Phoenix	89-78	W	Hardaway	23	SM/RR	10	D.Robinson	21	D.Robinson	16
SEMIFINALS (Lakers 4, Suns 1)												
5/7/00	L.A. Lakers	Los Angeles	77-105	L	Hardaway	25	JK/CB	7	O'Neal	37	O'Neal	14
5/10/00	L.A. Lakers	Los Angeles	96-97	L	Robinson	30	SM/CR	9	O'Neal	38	O'Neal	20
5/12/00	L.A. Lakers	Phoenix	99-105	L	Hardaway	31	Robinson	9	O'Neal	37	O'Neal	17
5/14/00	L.A. Lakers	Phoenix	117-98	W	Robinson	32	Kidd	10	O'Neal	24	SON/RH	9
5/16/00	L.A. Lakers	Los Angeles	65-87	L	Day	10	Rogers	8	Bryant	17	O'Neal	21

\* Overtime \*\* Double Overtime \*\*\* Triple Overtime

## 2000-01 (Suns 51-31 Regular Season)

DATE	OPPONENTS	SITE	SUNS-OPP	W-L	FIRST ROUND (Kings 3, Suns 1)		OPP HI PTS	OPP HI REBS				
					SUNS HI PTS	SUNS HI REBS						
4/22/01	Sacramento	Sacramento	86-83	W	Marion	21	Tsakalidis	11	Webber	27	Webber	15
4/25/01	Sacramento	Sacramento	90-116	L	Delk	14	Gugliotta	8	Stojakovic	22	Webber/Jackson	9
4/29/01	Sacramento	Phoenix	96-104	L	Kidd	19	Marion	10	Webber	23	Divac	12
5/2/01	Sacramento	Phoenix	82-89	L	Robinson	24	Tsakalidis	12	Stojakovic	37	Pollard	13

## 2002-03 (Suns 44-38 Regular Season)

Beginning with the 2003 postseason, all first-round series were switched to best-of-seven series.

DATE	OPPONENTS	SITE	SUNS-OPP	W-L	FIRST ROUND (Spurs 4, Suns 2)		OPP HI PTS	OPP HI REBS				
					SUNS HI PTS	SUNS HI REBS						
4/19/03	San Antonio	San Antonio	96-95*	W	Marbury	26	Marion	12	Jackson	23	Duncan	13
4/21/03	San Antonio	San Antonio	76-84	L	Marbury	32	Marion	12	Jackson	23	Duncan	12
4/25/03	San Antonio	Phoenix	86-99	L	Marbury	25	Johnson	9	Parker	29	Duncan	23
4/27/03	San Antonio	Phoenix	86-84	W	Marbury	18	Marion	14	Duncan	24	Rose	14
4/29/03	San Antonio	San Antonio	82-94	L	Marion	22	Stoudemire	14	Rose	27	Duncan	17
5/1/03	San Antonio	Phoenix	85-87	L	Marion	24	Marion	15	Jackson	21	Duncan	20

## 2004-05 (Suns 62-20 Regular Season)

Beginning with the 2004-05 season, the NBA was re-aligned into six divisions. For the 2005 and 2006 playoffs, the three division winners in each conference took the top three seeds with the remaining five seedings determined by record.

DATE	OPPONENTS	SITE	SUNS-OPP	W-L	FIRST ROUND (Suns 4, Grizzlies 0)		OPP HI PTS	OPP HI REBS				
					SUNS HI PTS	SUNS HI REBS						
4/24/05	Memphis	Phoenix	114-103	W	Marion	26	Marion	13	Miller	19	Gasol	9
4/27/05	Memphis	Phoenix	108-103	W	Stoudemire	34	Marion	13	Gasol	28	Gasol	16
4/29/05	Memphis	Memphis	110-90	W	Stoudemire	30	Marion	13	Wright	14	SB, LW, SS	8
5/1/05	Memphis	Memphis	123-115	W	Johnson	25	Marion	11	Gasol	28	Battier, Jones	5
<b>SEMIFINALS (Suns 4, Mavericks 2)</b>												
5/9/05	Dallas	Phoenix	127-102	W	Stoudemire	40	Stoudemire	16	Nowitzki	28	Nowitzki	13
5/11/05	Dallas	Phoenix	106-108	L	Stoudemire	30	Stoudemire	16	Finley	31	DN, ED	12
5/13/05	Dallas	Dallas	119-102	W	Stoudemire	37	Stoudemire	14	Nowitzki	21	Nowitzki	13
5/15/05	Dallas	Dallas	109-119	L	Nash	48	Marion	12	Howard	29	Dampier	11
5/18/05	Dallas	Phoenix	114-108	W	Nash	34	Stoudemire	18	Nowitzki	34	Dampier	14
5/20/05	Dallas	Dallas	130-126*	W	Nash	39	Marion	16	Terry	36	Howard	14
<b>CONFERENCE FINALS (Spurs 4, Suns 1)</b>												
5/22/05	San Antonio	Phoenix	114-121	L	Stoudemire	41	SM, AS	9	Parker	29	Duncan	15
5/24/05	San Antonio	Phoenix	108-111	L	Stoudemire	37	Marion	12	Duncan	30	TD, NM	8
5/28/05	San Antonio	San Antonio	92-102	L	Stoudemire	34	Stoudemire	11	Duncan	33	Duncan	15
5/30/05	San Antonio	San Antonio	111-106	W	Stoudemire	31	Marion	14	GINOBILI	28	Duncan	16
6/1/05	San Antonio	Phoenix	95-101	L	Stoudemire	42	Stoudemire	16	Duncan	31	Duncan	15

## 2005-06 (Suns 54-28 Regular Season)

DATE	OPPONENTS	SITE	SUNS-OPP	W-L	FIRST ROUND (Suns 4, Lakers 3)		OPP HI PTS	OPP HI REBS				
					SUNS HI PTS	SUNS HI REBS						
4/23/06	L.A. Lakers	Phoenix	107-102	W	T. Thomas	22	T. Thomas	15	Bryant	22	Odom	14
4/26/06	L.A. Lakers	Phoenix	93-99	L	Nash	29	TT, SM	9	Parker	29	Bryant	10
4/28/06	L.A. Lakers	L.A. Lakers	92-99	L	Marion	20	Marion, Nash	7	Bryant	18	Odom	17
4/30/06	L.A. Lakers	L.A. Lakers	98-99*	L	Nash	22	Marion	12	Odom	25	Brown	10
5/2/06	L.A. Lakers	Phoenix	114-97	W	Diaw	25	Diaw	10	Bryant	29	Odom	15
5/4/06	L.A. Lakers	L.A. Lakers	126-118*	W	Nash	32	Marion	12	Bryant	50	Odom	11
5/6/06	L.A. Lakers	Phoenix	121-90	W	Barbosa	26	Marion	10	Bryant	24	Vujacic	6
<b>SEMIFINALS (Suns 4, Clippers 3)</b>												
5/8/06	L.A. Clippers	Phoenix	130-123	W	Nash	31	Marion	15	Brand	40	Brand	9
5/10/06	L.A. Clippers	Phoenix	97-122	L	Bell	20	Marion	6	Brand	27	Kaman	16
5/12/06	L.A. Clippers	L.A. Clippers	94-91	W	Marion	32	Marion	19	Brand	20	Maggette	14
5/14/06	L.A. Clippers	L.A. Clippers	107-114	L	Bell	33	Marion	10	Brand	30	Maggette	15
5/16/06	L.A. Clippers	Phoenix	125-118**	W	Marion	36	Marion	20	Brand	33	Brand	15
5/18/06	L.A. Clippers	L.A. Clippers	106-118	L	Marion	34	Marion, Diaw	9	Brand	30	Brand	12
5/22/06	L.A. Clippers	Phoenix	127-107	W	Marion	30	Marion	9	Brand	36	EB, CM	9
<b>CONFERENCE FINALS (Mavericks 4, Suns 2)</b>												
5/24/06	Dallas	Dallas	121-118	W	Diaw	34	Marion	13	Harris	30	Nowitzki	19
5/26/06	Dallas	Dallas	89-105	L	Diaw	25	Marion	19	Nowitzki	30	Nowitzki	14
5/28/06	Dallas	Phoenix	88-95	L	Nash	21	Marion	18	Nowitzki	28	Nowitzki	17
5/30/06	Dallas	Phoenix	106-86	W	Barbosa	24	Diaw	9	Howard	16	Howard	9
6/1/06	Dallas	Dallas	101-117	L	T. Thomas	26	Marion	10	Nowitzki	50	Nowitzki	12
6/3/06	Dallas	Phoenix	93-102	L	Diaw	30	Marion, Diaw	11	Nowitzki	24	Howard	15

\* Overtime \*\* Double Overtime \*\*\* Triple Overtime



## 2006-07 (Suns 61-21 Regular Season)

A new seeding format was implemented that guaranteed the three division winners in each conference a top-four seed as opposed to the division winners automatically getting the top three seeds in each conference.

FIRST ROUND (Suns 4, Lakers 1)										
DATE	OPPONENTS	SITE	SUNS-OPP	W-L	SUNS HI PTS	SUNS HI REBS	OPP HI PTS	OPP HI REBS		
4/22/07	L.A. Lakers	Phoenix	95-87	W	Barbosa 26	Marion 16	Bryant 39	Odom 16		
4/24/07	L.A. Lakers	Phoenix	126-98	W	Barbosa 26	Marion 10	Bryant 15	Bynum 12		
4/26/07	L.A. Lakers	L.A. Lakers	89-95	L	Stoudemire 24	Stoudemire 10	Bryant 45	Odom 16		
4/29/07	L.A. Lakers	L.A. Lakers	113-100	W	Stoudemire 27	Stoudemire 21	Bryant 31	Odom 13		
5/2/07	L.A. Lakers	Phoenix	119-110	W	Stoudemire 27	Stoudemire 16	Bryant 34	Odom/Turiaf 10		
SEMIFINALS (Spurs 4, Suns 2)										
5/6/07	San Antonio	Phoenix	106-111	L	Nash 31	Stoudemire 18	Duncan 33	Duncan 16		
5/8/07	San Antonio	Phoenix	101-81	W	Stoudemire 27	Marion 10	Duncan 29	Duncan 11		
5/12/07	San Antonio	San Antonio	101-108	L	Marion 26	Thomas 12	Duncan 33	Duncan 19		
5/14/07	San Antonio	San Antonio	104-98	W	Stoudemire 26	Marion 12	Parker 23	Duncan 11		
5/16/07	San Antonio	Phoenix	85-88	L	Marion 24	Marion 17	Ginobili 26	Duncan 12		
5/18/07	San Antonio	San Antonio	106-114	L	Stoudemire 38	Stoudemire 12	Ginobili 33	Duncan 13		

## 2007-08 (Suns 55-27 Regular Season)

FIRST ROUND (Spurs 4, Suns 1)										
DATE	OPPONENTS	SITE	SUNS-OPP	W-L	SUNS HI PTS	SUNS HI REBS	OPP HI PTS	OPP HI REBS		
4/19/08	San Antonio	San Antonio	115-117**	L	Stoudemire 33	Barbosa 8	Duncan 40	Duncan 15		
4/22/08	San Antonio	San Antonio	96-102	L	Stoudemire 33	O'Neal 14	Parker 32	Duncan 17		
4/25/08	San Antonio	Phoenix	99-115	L	Stoudemire 28	Stoudemire 11	Parker 41	Duncan 10		
4/27/08	San Antonio	Phoenix	105-86	W	Bell 27	O'Neal 12	Parker 18	Duncan 10		
4/29/08	San Antonio	San Antonio	87-92	L	Diaw 22	Stoudemire 11	Parker 31	Duncan 17		

## 2009-10 (Suns 54-28 Regular Season)

FIRST ROUND (Suns 4, Blazers 2)										
DATE	OPPONENTS	SITE	SUNS-OPP	W-L	SUNS HI PTS	SUNS HI REBS	OPP HI PTS	OPP HI REBS		
4/18/10	Portland	Phoenix	100-105	L	Nash 25	Richardson 10	Miller 31	Camby 17		
4/20/10	Portland	Phoenix	119-90	W	Richardson 29	Hill 8	Webster 16	Camby 10		
4/22/10	Portland	Portland	108-89	W	Richardson 42	Richardson 8	Aldridge 17	Camby 10		
4/24/10	Portland	Portland	87-96	L	Stoudemire 26	Hill 12	Aldridge 31	Aldridge 11		
4/26/10	Portland	Phoenix	107-88	W	Frye 20	Frye/Richardson 8	Miller 21	Camby 11		
4/29/10	Portland	Portland	99-90	W	Richardson 28	Hill 12	Webster 19	Aldridge 9		
SEMIFINALS (Suns 4, Spurs 0)										
5/3/10	San Antonio	Phoenix	111-102	W	Nash 33	Stoudemire 13	Ginobili 27	Duncan 11		
5/5/10	San Antonio	Phoenix	110-102	W	Stoudemire 23	Stoudemire 11	Duncan 29	Duncan/Jefferson 10		
5/7/10	San Antonio	San Antonio	110-96	W	Dragic 26	Stoudemire/Nash 8	Ginobili 27	Duncan 13		
5/9/10	San Antonio	San Antonio	107-101	W	Stoudemire 29	Richardson 8	Parker 22	Duncan/Jefferson 8		
CONFERENCE FINALS (Lakers 4, Suns 2)										
5/17/10	L.A. Lakers	L.A. Lakers	107-128	L	Stoudemire 23	RL/JR/LA 6	Bryant 40	Odom 19		
5/19/10	L.A. Lakers	L.A. Lakers	112-124	L	Richardson 27	Stoudemire/Lopez 6	Gasol 29	Odom 11		
5/23/10	L.A. Lakers	Phoenix	118-109	W	Stoudemire 42	Stoudemire 11	Bryant 36	Bryant/Gasol 9		
5/25/10	L.A. Lakers	Phoenix	115-106	W	Stoudemire 21	Stoudemire 8	Bryant 38	Odom 10		
5/27/10	L.A. Lakers	L.A. Lakers	101-103	L	Nash 29	Frye 10	Bryant 30	Odom 18		
5/29/10	L.A. Lakers	Phoenix	103-111	L	Stoudemire 27	Frye 13	Bryant 37	Odom 12		

\* Overtime \*\* Double Overtime \*\*\* Triple Overtime

# Suns Career Playoff Leaders

## Games

Kevin Johnson	105
Dan Majerle	83
Alvan Adams	78
Steve Nash	75
Mark West	71
Shawn Marion	65
Leandro Barbosa	64
Tom Chambers	63
Alvin Scott	61
Walter Davis	59

## Points

Kevin Johnson	2,026
Steve Nash	1,365
Walter Davis	1,288
Charles Barkley	1,273
Amar'e Stoudemire	1,258
Dan Majerle	1,120
Shawn Marion	1,109
Alvan Adams	1,076
Tom Chambers	1,018
Paul Westphal	956

## Rebounds

Shawn Marion	706
Charles Barkley	644
Alvan Adams	588
Amar'e Stoudemire	479
Dan Majerle	411
Mark West	371
Garfield Heard	370
Tom Chambers	357
Kevin Johnson	336
Truck Robinson	269

## Steals

Kevin Johnson	132
Dan Majerle	106
Shawn Marion	97
Alvan Adams	88
Charles Barkley	81
Walter Davis	80
Garfield Heard	62
Paul Westphal	61
Jeff Hornacek	57
Jason Kidd	51

## Assists

Kevin Johnson	935
Steve Nash	728
Alvan Adams	320
Walter Davis	296
Jason Kidd	217
Paul Westphal	210
Dan Majerle	204
Charles Barkley	197
Jeff Hornacek	185
Kyle Macy	155

## Blocks

Mark West	114
Shawn Marion	99
Amar'e Stoudemire	94
Garfield Heard	78
Alvan Adams	77
Oliver Miller	73
Alvin Scott	51
Larry Nance	51
Charles Barkley	49
Dan Majerle	42
Tom Chambers	42

## Field Goals Made

Kevin Johnson	707
Walter Davis	523
Steve Nash	501
Charles Barkley	462
Amar'e Stoudemire	450
Shawn Marion	446
Alvan Adams	440
Dan Majerle	403
Paul Westphal	398
Tom Chambers	365

## Field Goals Attempted

Kevin Johnson	1,504
Walter Davis	1,039
Steve Nash	1,008
Shawn Marion	963
Charles Barkley	950
Dan Majerle	948
Alvan Adams	930
Amar'e Stoudemire	861
Tom Chambers	848
Paul Westphal	799

## Free Throws Made

Kevin Johnson	594
Amar'e Stoudemire	355
Charles Barkley	313
Tom Chambers	268
Steve Nash	264
Walter Davis	237
Dan Majerle	199
Alvan Adams	196
Paul Westphal	159
Shawn Marion	154

## Free Throws Attempted

Kevin Johnson	713
Amar'e Stoudemire	474
Charles Barkley	410
Tom Chambers	315
Steve Nash	294
Walter Davis	290
Dan Majerle	260
Alvan Adams	256
Paul Westphal	200
Shawn Marion	190

## Scoring Average

(10 games minimum)	
Charles Barkley	26.5
Amar'e Stoudemire	24.2
Walter Davis	21.8
Paul Westphal	21.7
Dennis Johnson	20.4
Jason Richardson	19.8
Kevin Johnson	19.3
Steve Nash	18.2
Jeff Hornacek	17.6
Maurice Lucas	17.3
Anfernee Hardaway	17.3

## Three-Point Field Goals Made

Dan Majerle	115
Steve Nash	99
Raja Bell	73
Leandro Barbosa	65
Shawn Marion	63
Danny Ainge	62
Tim Thomas	48
Wesley Person	40
Charles Barkley	36
Jim Jackson	32
Quentin Richardson	32

## Three-Point Field Goals Attempted

Dan Majerle	324
Steve Nash	259
Leandro Barbosa	191
Shawn Marion	182
Raja Bell	151
Danny Ainge	146
Charles Barkley	132
Tim Thomas	108
Wesley Person	107
Kevin Johnson	90

## Three-Point Field Goal Percentage

(Minimum 10 Attempts)	
Jim Jackson	.516
Raja Bell	.483
Jason Richardson	.475
Joe Johnson	.449
Tim Thomas	.444
Danny Ainge	.425
Jared Dudley	.424
Rex Chapman	.407
Kyle Macy	.404
Quentin Richardson	.390
Steve Nash	.382

# Suns Playoff Records

## Suns Individual Playoff Records

### Minutes

62***	Kevin Johnson at Chicago	6/13/93
59**	Dan Majerle at Chicago	6/13/93
55**	Shawn Marion vs. L.A. Clippers	5/16/06
54**	Raja Bell at San Antonio	4/19/08
53*	Shawn Marion at San Antonio	4/19/03
53*	Stephon Marbury at San Antonio	4/19/03
53***	Charles Barkley at Chicago	6/13/93

### Field Goals Made

23	Charles Barkley at Golden State	5/4/94
----	---------------------------------	--------

### Field Goals Attempted

33**	Shawn Marion vs. L.A. Clippers	5/16/06
------	--------------------------------	---------

### 3-PT. Field Goals Made

9	Rex Chapman vs. Seattle	4/25/97
---	-------------------------	---------

### Free Throws Made

21	Kevin Johnson vs. Houston	5/20/95
----	---------------------------	---------

### Free Throws Attempted

22	Amar'e Stoudemire vs. San Antonio	6/1/05
22	Kevin Johnson vs. Houston	5/20/95

### Offensive Rebounds

10	Charles Barkley vs. Seattle	6/5/93
10	Mark West at L.A. Lakers	5/8/90

### Defensive Rebounds

17	Amar'e Stoudemire at L.A. Lakers	4/29/07
17	Charles Barkley several times, last vs. Houston	5/20/95
17	Tom Chambers at Denver	5/2/89
17	Tom Chambers vs. Denver	4/28/89
17	Alvan Adams vs. Kansas City	4/6/80
17	Alvan Adams at Golden State	5/16/76

### Rebounds

24	Charles Barkley vs. Seattle	6/5/93
----	-----------------------------	--------

### Assists

23	Steve Nash at L.A. Lakers	4/29/07
19	Kevin Johnson vs. San Antonio	4/26/92

### Steals

7	Charles Barkley vs. San Antonio	5/13/93
---	---------------------------------	---------

### Blocks

7	Oliver Miller vs. L.A. Lakers	5/9/93
7	Mark West at L.A. Lakers	5/8/90

### Points

56	Charles Barkley at Golden State	5/4/94
----	---------------------------------	--------

## Suns Team Playoff Highs

### Field Goals Made

58 vs. Denver 4/23/82

### Field Goals Attempted

115\*\* vs. Portland 5/11/92

### Field Goal Percentage

.610 vs. L.A. Lakers (47-77) 5/6/06  
vs. Portland (50-82) 5/25/90

### 3-PT. Field Goals Made

15 at San Antonio 5/7/10  
vs. L.A. Clippers 5/22/06  
vs. Memphis 4/24/05

### Free Throws Made

57# vs. Seattle 6/5/93

### Free Throws Attempted

64 vs. Seattle 6/5/93

### Rebounds

70 at L.A. Lakers 3/29/70

### Assists

44\* at L.A. Lakers 4/9/80  
38 vs. Portland 5/25/90

### Personal Fouls

38 vs. Seattle 6/5/93

38\*\* vs. Portland 5/11/92

### Steals

17 vs. Denver 4/19/83

### Blocks

16 vs. Seattle 5/24/93

### Turnovers

30 at Golden State 5/2/76

### Points

GAME 151\*\* vs. Portland 5/11/92  
140 at Golden State 5/4/94

HALF 86\*\* vs. Portland (2nd) 5/11/92  
81\*\*\* at Boston (2nd) 6/4/76

QTR 43 vs. Houston (2nd) 5/9/95

OT 21 at L.A. Lakers 5/4/06

### Suns Largest Margin of Victory

36 Suns 135, Warriors 99 5/13/89

## Suns Team Playoff Lows

### Field Goals Made

21 at Seattle 4/27/97

### Field Goals Attempted

68 at Portland 5/2/95

### Field Goal Percentage

.269 at Seattle 4/27/97

### Free Throws Made

6 at Seattle 5/3/97

### Free Throws Attempted

9 at Seattle 5/3/97

9 at Kansas City 4/4/80

### Rebounds

26 vs. L.A. Clippers 5/10/06

### Assists

9 at San Antonio 4/25/00

### Personal Fouls

12 vs. L.A. Lakers 5/25/10

### Steals

0 vs. Dallas 5/28/06  
at Seattle 4/15/76

### Blocks

0 at Houston 5/13/95

### Turnovers

5 at L.A. Clippers 5/14/06  
at Memphis 4/29/05

### Points

GAME 65 at L.A. Lakers 5/16/00

HALF 23^ at L.A. Lakers (1st) 5/16/00

QTR 9 at L.A. Lakers (2nd) 5/16/00

OT 4\*\*\* at Chicago (1st) 6/13/93

\* Overtime \*\* Double Overtime \*\*\* Triple Overtime # NBA Record ^Tied for NBA Record

# Opponents Playoff Records

## Opponents Individual Playoff Records

### Minutes

60 <sup>***</sup>	JoJo White at Boston	6/4/76
58 <sup>***</sup>	B.J. Armstrong at Chicago	6/13/93
57 <sup>***</sup>	Michael Jordan at Chicago	6/13/93
56 <sup>***</sup>	Scottie Pippen at Chicago	6/13/93
55 <sup>**</sup>	Elton Brand at L.A. Clippers	5/16/06

### Field Goals Made

21	Michael Jordan at Chicago	6/16/93
----	---------------------------	---------

### Field Goals Attempted

43 <sup>***</sup>	Michael Jordan at Chicago	6/13/93
37	Michael Jordan at Chicago	6/16/93

### 3-PT. Field Goals Made

8	Gary Payton vs. Seattle	4/29/97
---	-------------------------	---------

### Free Throws Made

18	David Robinson at San Antonio	5/16/93
----	-------------------------------	---------

### Free Throws Attempted

23	David Robinson at San Antonio	5/16/93
----	-------------------------------	---------

### Rebounds

27	Wilt Chamberlain at L.A. Lakers	4/9/70
----	---------------------------------	--------

### Assists

24 <sup>^</sup>	Magic Johnson at L.A. Lakers	5/15/84
-----------------	------------------------------	---------

### Steals

6	Several players
---	-----------------

### Blocks

9	Tim Duncan at San Antonio	5/18/07
---	---------------------------	---------

### Points

55	Michael Jordan vs. Chicago	6/16/93
50	Dirk Nowitzki at Dallas	6/1/06
50 <sup>^</sup>	Kobe Bryant at L.A. Lakers	5/4/06

## Opponents Team Playoff Highs

### Field Goals Made

61 at L.A. Lakers 4/18/85

### Field Goals Attempted

130\*\*\* at Chicago 6/13/93

106 at Seattle 5/4/79

at L.A. Lakers 3/25/70

### Field Goal Percentage

.651 vs. Utah (54-83) 4/25/91

### 3-PT. Field Goals Made

16\* vs. Seattle (16-33) 5/1/97

### Free Throws Made

40\* at L.A. Lakers 4/9/80

37 at Portland 5/5/92

### Free Throws Attempted

53\*\* vs. Portland 5/11/92

48 vs. Seattle 4/20/76

### Rebounds

68 at L.A. Lakers 4/9/70

### Assists

44 at L.A. Lakers 4/9/70

### Personal Fouls

38 vs. Seattle 6/5/93

### Steals

20 at Golden State 5/2/76

### Blocks

14 at Seattle 5/4/79

### Turnovers

31 vs. Seattle 5/6/79

### Points

GAME 153\*\* vs. Portland 5/11/92

147 at L.A. Lakers 4/20/85

HALF 79\*\* vs. Portland (2nd) 5/11/92

77 at L.A. Lakers (1st) 4/18/85

QTR 45 at L.A. Lakers (1st) 4/18/85

OT 16 at Boston (3rd) 6/4/76

### Opponents Largest Margin of Victory

44 Seattle 122, Suns 78 4/27/97

## Opponents Team Playoff Lows

### Field Goals Made

27 at San Antonio 4/22/00

### Field Goals Attempted

62 vs. Portland 5/12/99

### Field Goal Percentage

.358 at San Antonio (29-81) 4/25/00

at Seattle (38-106) 5/4/79

### Free Throws Made

4 at Houston 5/8/94

### Free Throws Attempted

8 at Houston 5/8/94

### Rebounds

25 vs. Seattle 6/1/93

### Assists

7 vs. L.A. Lakers 5/2/07

### Personal Fouls

12 at Dallas 5/26/06

### Steals

1 vs. San Antonio 4/27/08

at L.A. Clippers 5/18/06

at Boston 5/23/76

### Blocks

0\*\*\* at Boston 6/4/76

at Portland twice; last 5/2/95

### Turnovers

6 vs. L.A. Lakers 5/25/10

vs. Dallas 5/28/06

### Points

GAME 70 at San Antonio 4/22/00

HALF 32 vs. Kansas City (1st) 4/2/80

QTR 8 at Houston (4th) 5/11/94

OT 4 at Chicago (1st) 6/13/93

\* Overtime \*\* Double Overtime \*\*\* Triple Overtime



# Playoff History Breakdown

## RECORD BY SERIES

Round	Series	Overall	Home	Road
Western Conference First Round	15-11	56-49	35-19	21-30
Western Conference Semifinals	9-9	53-50	34-17	19-33
Western Conference Finals	2-7	20-34	13-14	7-20
NBA Finals	0-2	4-8	2-4	2-4
<b>Totals</b>	<b>26-29</b>	<b>133-141</b>	<b>84-54</b>	<b>49-87</b>

## YEAR-BY-YEAR

Year	Overall	Home	Road
1969-70	3-4	2-1	1-3
1975-76	10-9	7-2	3-7
1977-78	0-2	0-1	0-1
1978-79	9-6	7-1	2-5
1979-80	3-5	3-1	0-4
1980-81	3-4	2-2	1-2
1981-82	2-5	1-2	1-3
1982-83	1-2	1-1	0-1
1983-84	9-8	5-3	4-5
1984-85	0-3	0-1	0-2
1988-89	7-5	4-3	3-2
1989-90	9-7	5-2	4-5
1990-91	1-3	1-1	0-2
1991-92	4-4	3-1	1-3
1992-93	13-11	7-6	6-5
1993-94	6-4	3-2	3-2
1994-95	6-4	4-2	2-2
1995-96	1-3	1-1	0-2
1996-97	2-3	1-1	1-2
1997-98	1-3	1-1	0-2
1998-99	0-3	0-1	0-2
1999-00	4-5	3-1	1-4
2000-01	1-3	0-2	1-1
2002-03	2-4	1-2	1-2
2004-05	9-6	4-4	5-2
2005-06	10-10	7-4	3-6
2006-07	6-5	4-2	2-3
2007-08	1-4	1-1	0-3
2009-10	10-6	6-2	4-4
<b>Totals</b>	<b>133-141</b>	<b>84-54</b>	<b>49-87</b>

## TEAM-BY-TEAM


Team	Series	Overall	Home	Road
Boston	0-1	2-4	2-1	0-3
Chicago	0-1	2-4	0-3	2-1
Dallas	1-1	6-6	3-3	3-3
Denver	2-1	6-3	4-1	2-2
Golden State	3-0	11-4	6-2	5-2
Houston	0-2	6-8	3-4	3-4
KC-Sacramento	2-2	10-9	7-4	3-5
L.A. Clippers	1-0	4-3	3-1	1-2
L.A. Lakers	4-8	24-38	16-14	8-24
Memphis	1-0	4-0	2-0	2-0
Milwaukee	0-1	0-2	0-1	0-1
Portland	4-3	15-16	10-5	5-11
San Antonio	4-6	22-25	14-10	8-15
Seattle	2-2	13-12	9-3	4-9
Utah	2-1	8-7	5-2	3-5
<b>Totals</b>	<b>26-29</b>	<b>133-141</b>	<b>84-54</b>	<b>49-87</b>

\*Phoenix twice had a first-round bye (1976, 1981)

Overall Series Record:	26-29 (.473)
Series Record with Homecourt:	18-9 (.667)
Series Record without Homecourt:	8-20 (.286)
Record in Deciding Games:	10-7 (6-3 home; 4-4 road)
Record when facing elimination:	26-29 (.473)
Times Sweeping Opponent:	6 (6 times with homecourt)
Times Being Swept:	4 (1 time with homecourt)
Overtime Record:	10-8 (2-2 in double ot, 1-1 in triple ot)

Tom Chambers

Dan Majerle



**OPPONENTS**

# NBA Offices

## National Basketball Association, NBA Entertainment, WNBA, NBA G League

### New York

Olympic Tower  
645 Fifth Avenue  
New York, NY 10022  
Telephone: (212) 407-8000  
Fax: (212) 832-3861

### New Jersey

100 Plaza Drive  
Secaucus, NJ 07094  
Telephone: (201) 865-1500  
Fax: (201) 974-5973

## INTERNATIONAL OFFICES

### EUROPE

Headquarters - NBA EMEA  
Endeavour House  
189 Shaftesbury Avenue  
London, United Kingdom WC2H 8JR  
Telephone: +44-20-7420-8900

### Spain

Leganitos Street 6th Floor  
28013 Madrid, Spain  
Ignasi Castello, Communications, Cell:  
+34-610-200-051

### AFRICA

6th Floor GreenPark Corner  
Cnr West Road South and Lower Road  
Morningside 2196  
Johannesburg, South Africa  
Telephone: +27-100-072-668

### INDIA

Tower 1, 10th Floor  
Indiabulls Finance Center  
Senapati Bapat Marg Mumbai  
Maharashtra 400013  
Telephone: +91-22-6124-6100

### BRAZIL

Av Borges de Medeiros, 633  
Sala 301 - Leblon  
Rio de Janeiro, Brazil 22430-041  
Telephone: +55-21-3206-6400  
Fax: +55-21-2586-6001

### MEXICO

Av. Prolongacion Paseo de la Reforma  
1236, Planta baja  
Col. Desarrollo Santa Fe, CP. 05348  
Del. Cuajimalpa de Morelos, Ciudad de  
Mexico Mexico 01210

### CANADA

50 Bay Street, Suite 1402  
Toronto, Ontario  
Canada M5J 3A5  
Telephone: (416)-682-2000  
Fax: (416) 364-0205

### ASIA/PACIFIC

#### Hong Kong

3101, Lee Gardens One  
33 Hysan Avenue  
Causeway Bay, Hong Kong  
Telephone: +852-2843-9600  
Fax: +852-2536-4808

#### Taiwan

Suite 1303, No. 88, Section 2  
Chung Hsiao East Road  
Taipei, Taiwan ROC 100  
Telephone: +886-2-2397-8000  
Fax: +886-2-2358-1098

#### Philippines

Unit 1701, World Plaza Building  
5th Avenue corner 30th Street Bonifacio  
Global City  
Taguig, 1634 Philippines  
Jandric Lim, Communications; Cell: +63  
(917) 791-9457

#### China - Beijing

19th Floor, Office Tower 2  
China Central Place  
No. 79 Jianguo Road  
Chaoyang District  
Beijing 100025, China  
Telephone: +86-10-5200-8200  
Fax: +86-10-5200-8202

#### China - Shanghai

Unit 2703-08, 27/F  
Tower, 2, Plaza 66  
1366 Nanjing West Road  
Shanghai 200040, China  
Telephone: +86-21-6137-2200  
Fax: +86-21-6288-9920

## NBA G League Directory

### Northern Arizona Suns

3201 North Main Street  
Prescott Valley, AZ 86314  
Tel: (928) 772-7867  
Arena: Prescott Valley Event Center  
Media Relations Contact: Jake Withee  
(jwithee@nazsuns.com)  
Website: www.nazsuns.com  
NBA Affiliation: Suns

### NBA G League Office

Olympic Tower  
645 5th Avenue  
New York, NY 10022  
Media Relations Contact: Joanna Shapiro  
(jshapiro@nba.com)

### Agua Caliente Clippers of Ontario

Tel: (909) 409-9090  
Arena: Citizens Business Bank Arena  
Media Relations Contact: TBD  
NBA Affiliation: LA Clippers

### Austin Spurs

13581 Pond Springs Road, Suite 108  
Austin, TX 78729  
Tel: (512) 236-8333; Fax: (512) 236-8444  
Arena: H-E-B Center at Cedar Park  
Media Relations Contact: Perri Travillion  
(ptravillion@attcenter.com)  
NBA Affiliation: San Antonio

### Canton Charge

1101 Market Avenue North  
Canton, OH 44702  
Tel: (866) 444-1944; Fax: (330) 489-1703  
Arena: Canton Memorial Civic Center  
Media Relations Contact: Sean Wyatt  
(swyatt@cantoncharge.com)  
NBA Affiliation: Cleveland

### Delaware 87ers

300 Martin Luther King Blvd, Ste. 200  
Wilmington, DE 19801  
Tel: (302) 504-7587; Fax: (302) 351-5370  
Arena: Bob Carpenter Center  
Media Relations Contact: Amanda Janczak  
(amandajanczak@sevens.com)  
NBA Affiliation: Philadelphia

### Erie BayHawks

110 East 8th Street  
Erie, PA 16501  
Tel: (814) 790-5600; Fax: (814) 790-5608  
Arena: Erie Insurance Arena  
Media Relations Contact: Billy Hartman  
(billy.hartman@nbaeria.com)  
NBA Affiliation: Atlanta

### Fort Wayne Mad Ants

1910 St. Joe Center Rd, Suite 61  
Fort Wayne, IN 46825  
Tel: (260) 469-4667; Fax: (260) 469-4674  
Arena: Allen County War Memorial Coliseum  
Media Relations Contact: Ryan Stevens  
(rstevens@ftwaynemadants.com)  
NBA Affiliation: Indiana

### Grand Rapids Drive

40 Monroe Center NW, Ste 11  
Grand Rapids MI 49503  
Tel: (844) 473-7483  
Arena: DeltaPlex Arena  
Media Relations Contact: Sarah Parfet Jbara  
(spj@nbagrandsrapids.com)  
NBA Affiliation: Detroit

### Greensboro Swarm

2411 West Gate City Blvd.  
Greensboro, NC 27403  
Tel: (336) 907-3600  
Arena: Fieldhouse at the  
Greensboro Coliseum Complex  
Media Relations Contact: TBD  
NBA Affiliation: Charlotte

### Iowa Wolves

701 3rd Street  
Des Moines, Iowa 50309  
Tel: (515) 564-8550; Fax: (515) 564-8551  
Arena: Wells Fargo Arena  
Media Relations Contact: Seth Nutting  
(seth.nutting@iawolves.com)  
NBA Affiliation: Minnesota

### Lakeland Magic

701 West Lime Street  
Lakeland, FL 33815  
Tel: (863) 825-3258; Fax: (863) 825-3279  
Arena: RP Funding Center  
Media Relations Contact: Ashley Foss  
(afoss@lakelandmagic.com)  
NBA Affiliation: Orlando

### Long Island Nets

168 39th Street, 8th Floor  
Brooklyn, NY 11232  
Tel: (718) 215-2299; Fax: (718) 522-3544  
Arena: NYCB Live's Nassau Coliseum  
Media Relations Contact: Megan Walsh  
(mwals@brooklynets.com)  
NBA Affiliation: Brooklyn

### Maine Red Claws

550 Forest Avenue  
Portland, ME 04012  
Tel: (207) 210-6655; Fax: (207) 210-6659  
Arena: Portland Exposition Building  
Media Relations Contact: Evans Boston  
(eboston@maineredclaws.com)  
NBA Affiliation: Boston

### Memphis Hustle

191 Beale Street  
Memphis, TN 28103  
Tel: (901) 205-1234; Fax: (901) 205-1244  
Arena: The Landers Center  
Media Relations Contact: Geoffrey Langham  
(glangham@grizzlies.com)  
NBA Affiliation: Memphis

### Oklahoma City Blue

208 Thunder Drive  
Oklahoma City, OK 73102  
Tel: (405) 208-4800; Fax: (405) 429-7900  
Arena: Cox Convention Center  
Media Relations Contact: Laila Wani (lwani@okcthunder.com)  
NBA Affiliation: Oklahoma City

### Raptors 905

5600 Rose Cherry Place  
Mississauga, ON L4Z4B6  
Tel: (416) 815-5600 Fax: (416) 357-9205  
Arena: Hershey Centre  
Media Relations Contact: Stefano Toniutti  
(Stefano.toniutti@mlse.com)  
NBA Affiliation: Toronto

### Reno Bighorns

50 West Liberty Street, Ste. 201  
Reno, NV 89501  
Tel: (775) 853-8200  
Arena: Reno Event Center  
Media Relations Contact: Kyle Jones  
(kjones@renobighorns.com)  
NBA Affiliation: Sacramento

### Rio Grande Valley Vipers

4500 North 10th Street, Suite 315  
McAllen, TX 78504  
Tel: (956) 972-1144; Fax: (956) 972-1150  
Arena: State Farm Arena  
Media Relations Contact: Anwar Chagollan  
(anwargovipc.com)  
NBA Affiliation: Houston

### Salt Lake City Stars

701 West South Temple  
Salt Lake City, UT 84101  
Tel: (801) 325-2500  
Arena: Lifetime Activities Center – Bruin Arena  
Media Relations: Gina Calvert  
(gina.calvert@slcstars.com)  
NBA Affiliation: Utah

### Santa Cruz Warriors

903 Pacific Avenue, Suite 101  
Santa Cruz, CA 95060  
Tel: (831) 731-4396; Fax: (831) 466-3201  
Arena: Kaiser Permanente Arena  
Media Relations Contact: Massimo Degaudenzi  
(massimo@gsantacruzbasketball.com)  
NBA Affiliation: Golden State

### Sioux Falls Skyforce

2131 South Minnesota Ave  
Sioux Falls, SD 57105  
Tel: (605) 332-0605; Fax: (605) 332-2305  
Arena: Sanford Pentagon  
Media Relations Contact: Matt Dykstra  
(mattykstr@skyforceonline.com)  
NBA Affiliation: Miami

### South Bay Lakers

2275 E. Mariposa Ave.  
El Segundo, CA 90245  
Tel: (310) 426-6000; Fax: (310) 426-6031  
Arena: Toyota Sports Center  
Media Relations Contact: Noah Camarena  
(ncamarena@sb-lakers.com)  
NBA Affiliation: Los Angeles Lakers

### Texas Legends

2601 Avenue of the Stars, Suite 300  
Frisco, TX 75034  
Tel: (214) 469-0822; Fax: (214) 469-0823  
Arena: Dr. Pepper Arena  
Media Relations Contact: Britney Wynn  
(bwnyn@texlegends.com)  
NBA Affiliation: Dallas

### Westchester Knicks

198 Central Ave.  
White Plains, NY 10606  
Tel: (914) 559-6888  
Arena: Westchester County Center  
Media Relations Contact: Katie Hatch  
(katie.hatch@msg.com)  
NBA Affiliation: New York

### Windy City Bulls

5333 Prairie Stone Parkway  
Hoffman Estates, IL 60192  
Tel: (847) 396-7070  
Arena: Sears Centre Arena  
Media Relations Contact: Shannon Jones  
(sjones@wcbulls.com)  
NBA Affiliation: Chicago

### Wisconsin Herd

549 High Avenue  
Oshkosh, WI 54901  
Tel: (920) 233-4374; Fax: (920) 744-0238  
Arena: Oshkosh Arena  
Media Relations Contact: Mallory Steinberg  
(msteinberg@wisconsinherd.com)  
NBA Affiliation: Milwaukee

# Atlanta Hawks



**Emory Sports Medicine Complex**  
 1968 Hawks Lane  
 Brookhaven, GA 30329  
 (404) 878-3800  
 Fax: (404) 878-3590  
 www.hawks.com

**Principal Owner/NBA Governor** Tony Ressler  
**Vice Chairman of Board of Directors** Grant Hill  
**General Manager** Travis Schlenk  
**Head Coach** Mike Budenholzer  
**Assistant Coaches** Darwin Ham, Taylor Jenkins, Charles Lee, Chris Jent, Patrick St. Andrews, Ben Sullivan  
**Head Athletic Trainer** Scottie Parker  
**Senior Vice President of Public Relations** Garin Narain  
**Senior Director of Media Relations** Jon Steinberg  
**Senior Manager of Media Relations** Jason Roose  
**Home Court** Philips Arena (TBA, built in 1999)  
**Team Colors** Torch Red, Georgia Granite Gray, Volt Green  
**Radio** WZGC (92.9 FM) Steve Holman  
**TV** Fox Sports Southeast  
 Bob Rathbun, Dominique Wilkins, Andre Aldridge, Rebecca Kaple

**2017-2018 vs. Suns:**

January 2 at Phoenix  
 March 4 at Atlanta

**2016-2017 Finish:**

**43-39 (.524)**

Second in Southeast Division

**Playoffs:**

Lost to Washington 4-2

**2016-2017 Regular Season Stats – Suns vs. Hawks**

PLAYER	G-GS	MIN	FG-FGA	PCT	3FG-FGA	PCT	FT-FTA	PCT	OFF	DEF	TOT	AST	PF	DQ	STL	TO	BLK	PTS	AVG	HI
Warren	1-1	40	11-20	.550	0-1	.000	2-2	1.000	4	4	8	3	5-0	2	6	2	24	24.0	24	
Knight	1-0	31	6-18	.333	3-3	1.000	8-9	.889	1	4	5	2	0-0	1	3	0	23	23.0	23	
Tucker	1-1	30	6-9	.667	2-3	.667	3-3	1.000	1	2	3	2	1-0	0	2	0	17	17.0	17	
Ulis	1-1	40	6-16	.375	1-5	.200	2-2	1.000	2	4	6	10	2-0	1	1	0	15	15.0	15	
Booker	1-1	33	5-13	.385	1-2	.500	2-6	.333	0	1	1	4	2-0	1	1	0	13	13.0	13	
Jones	1-1	34	6-11	.545	1-2	.500	0-2	.000	2	1	3	0	1-0	1	0	0	13	13.0	13	
Bledsoe	1-1	28	5-17	.294	0-3	.000	2-2	1.000	2	4	6	4	1-0	2	1	1	12	12.0	12	
Dudley	2-0	67	8-20	.400	4-11	.364	3-5	.600	1	9	10	8	8-1	5	4	2	23	11.5	17	
Len	2-1	48	6-13	.462	0-1	.000	6-10	.600	7	10	17	0	7-0	4	5	3	18	9.0	12	
Barbosa	1-0	13	4-8	.500	0-0	—	0-0	—	0	2	2	1	3-0	0	0	0	8	8.0	8	
Chriss	2-2	32	4-15	.267	2-8	.250	4-6	.667	2	3	5	1	5-0	1	2	1	14	7.0	7	
Eddie	1-0	18	2-9	.222	2-8	.250	1-2	.500	0	2	2	0	0-0	0	0	0	7	7.0	7	
Chandler	1-1	25	3-5	.600	0-0	—	0-0	—	3	6	9	1	4-0	3	3	1	6	6.0	6	
Williams	1-0	15	2-5	.400	0-0	—	0-0	—	2	6	8	0	5-0	1	2	0	4	4.0	4	
Price	1-0	14	1-4	.250	1-3	.333	0-0	—	0	3	3	4	3-0	1	0	0	3	3.0	3	
Bender	1-0	12	0-2	.000	0-2	.000	0-0	—	0	1	1	0	1-0	0	0	0	0	0.0	0	
<b>SUNS</b>	<b>2</b>	<b>480</b>	<b>75-185</b>	<b>.405</b>	<b>17-52</b>	<b>.327</b>	<b>33-49</b>	<b>.673</b>	<b>27</b>	<b>62</b>	<b>89</b>	<b>40</b>	<b>48-1</b>	<b>23</b>	<b>32</b>	<b>10</b>	<b>200</b>	<b>100.0</b>	<b>109</b>	

PLAYER	G-GS	MIN	FG-FGA	PCT	3FG-FGA	PCT	FT-FTA	PCT	OFF	DEF	TOT	AST	PF	DQ	STL	TO	BLK	PTS	AVG	HI
Schroder	2-2	76	25-50	.500	4-14	.286	4-4	1.000	1	9	10	18	7-0	1	13	1	58	29.0	31	
Bazemore	1-1	40	8-17	.471	4-8	.500	2-2	1.000	1	4	5	3	2-0	3	3	1	22	22.0	22	
Howard	2-2	69	14-18	.778	0-0	—	4-6	.667	5	20	25	5	7-0	1	9	4	32	16.0	17	
Prince	1-1	36	5-10	.500	1-4	.250	4-5	.800	0	6	6	1	5-0	1	2	2	15	15.0	15	
Ilyasova (TOT)	4-2	98	18-38	.474	7-18	.389	5-7	.714	5	17	22	5	12-0	3	9	1	48	12.0	18	
Ilyasova (ATL)	1-1	33	6-15	.400	2-7	.286	4-6	.667	3	9	12	1	4-0	1	2	0	18	18.0	18	
Hardaway	2-1	58	10-26	.385	2-11	.182	1-2	.500	0	4	4	6	6-0	1	2	0	23	11.5	21	
Calderon (ATL)	1-0	18	2-5	.400	0-2	.000	2-2	1.000	0	1	1	2	1-0	0	1	0	6	6.0	6	
Humphries	2-0	25	2-7	.286	0-1	.000	8-10	.800	3	5	8	2	3-0	0	2	1	12	6.0	7	
Sefolosha	1-0	31	3-6	.500	0-0	—	0-0	—	1	7	8	1	4-0	5	1	0	6	6.0	6	
Dunleavy (ATL)	1-0	18	1-4	.250	1-2	.500	0-0	—	1	3	4	1	1-0	0	0	0	3	3.0	3	
Korver	1-1	16	1-2	.500	1-1	1.000	0-0	—	0	1	1	1	2-0	0	0	1	3	3.0	3	
Delaney	1-0	9	1-4	.250	0-1	.000	0-0	—	0	0	0	1	3-0	0	0	0	2	2.0	2	
Muscala	2-1	40	1-7	.143	0-0	—	0-0	—	0	4	4	2	0-0	1	3	2	2	1.0	2	
Bembry	1-0	5	0-2	.000	0-0	—	0-2	.000	1	1	2	0	0-0	0	0	0	0	0.0	0	
Scott	1-0	4	0-1	.000	0-1	.000	0-0	—	0	1	1	0	0-0	0	1	0	0	0.0	0	
<b>HAWKS</b>	<b>2</b>	<b>480</b>	<b>79-174</b>	<b>.454</b>	<b>15-52</b>	<b>.288</b>	<b>29-39</b>	<b>.744</b>	<b>16</b>	<b>75</b>	<b>91</b>	<b>44</b>	<b>45-0</b>	<b>14</b>	<b>41</b>	<b>12</b>	<b>202</b>	<b>101.0</b>	<b>107</b>	

Atlanta Hawks

## Series Scores & Summary

Date	Site	Final	W <sup>A</sup>	Date	Site	Final	W <sup>A</sup>	Date	Site	Final	W <sup>A</sup>	Date	Site	Final	W <sup>A</sup>
10/27/68	Phx	100-123	L	3/16/73	Atl	127-135	L	2/22/80	Atl	104-111	L	1/23/93	Atl	110-91	W
12/6/68	Phx	99-121	L	10/20/73	Phx	118-108	W	1/6/81	Atl	113-106	W	2/18/93	Phx	131-119	W
1/5/69	Atl	96-97	L	10/30/73	Atl	101-122	L	1/18/81	Phx	102-86	W	1/26/94	Atl	107-116	L
1/16/69	Atl	107-112	L	1/2/74	Atl	116-113	W	11/18/81	Atl	97-102	L	4/7/94	Phx	93-87	W
1/17/69	Atl	107-112	L	2/16/74*	Phx	124-123	W	2/12/82	Phx	94-90	W	11/19/94	Phx	106-102	W
1/22/69	Phx	107-125	L	11/7/74	Atl	108-109	L	11/20/82	Phx	91-80	W	3/18/95	Atl	117-122	L
10/18/69	Atl	116-121	L	12/3/74	Phx	85-91	L	1/25/83	Atl	94-96	L	11/22/95	Phx	117-112	W
11/16/69	Alb.	139-118	W	2/15/75	Phx	107-111	L	12/6/83	Atl	88-95	L	1/31/96	Atl	120-84	W
1/29/70	Phx	111-102	W	3/16/75	Atl	114-117	L	2/9/84	Phx	118-105	W	1/7/97*	Atl	103-105	L
3/1/70	Atl	109-98	W	1/3/76	Atl	100-89	W	11/10/84	Phx	107-114	L	2/5/97	Phx	99-81	W
3/8/70	Phx	130-119	W	2/26/76	Phx	115-97	W	1/23/85	Atl	100-101	L	12/11/97	Phx	94-78	W
3/15/70	Atl	111-126	L	3/11/76	Atl	104-99	W	11/6/85	Phx	106-114	L	1/26/98	Atl	96-91	W
11/7/70	Atl	107-100	W	3/25/76	Phx	107-98	W	11/13/85	Atl	101-108	L	3/19/99	Atl	85-93	L
12/2/70	Phx	126-112	W	12/12/76	Atl	106-91	W	11/7/86	Atl	86-106	L	2/18/00	Phx	85-73	W
12/25/70	Phx	127-115	W	1/10/77	Atl	93-92	W	11/26/86	Phx	120-106	W	3/30/00	Atl	118-74	W
1/10/71	Atl	116-105	W	2/8/77	Phx	117-104	W	12/9/87	Phx	117-105	W	11/9/00	Phx	88-79	W
3/10/71	Atl	98-139	L	4/5/77	Phx	108-102	W	3/8/88	Atl	113-143	L	1/29/01	Atl	95-82	W
11/20/71	Atl	109-115	L	12/4/77	Phx	89-96	L	2/4/89*	Phx	116-118	L	11/8/01	Phx	108-80	W
1/30/71	Phx	135-115	W	12/18/77**	Atl	129-134	L	3/14/89	Atl	114-112	W	3/15/02	Atl	89-104	L
1/2/72	Phx	111-116	L	2/9/78	Phx	125-98	W	2/1/90	Phx	102-90	W	11/6/02	Phx	93-88	W
1/30/72	Phx	105-103	W	2/22/78	Char.	95-107	L	3/6/90	Atl	113-111	W	12/14/02	Atl	102-88	W
2/23/72	Atl	118-120	L	12/6/78	Phx	136-109	W	3/7/91	Atl	106-104	W	11/12/03	Phx	94-99	L
11/18/72	Atl	122-126	L	2/9/79	Atl	102-105	L	3/16/91	Phx	128-116	W	1/27/04	Atl	89-85	W
11/29/72	Phx	109-98	W	2/24/79	Atl	85-115	L	11/15/91	Phx	115-119	L	11/3/04	Phx	112-82	W
2/16/73	Phx	104-111	L	1/17/80	Phx	101-99	W	12/1/92	Atl	105-123	L	3/22/05	Atl	105-94	W

\*Overtime \*\*Double Overtime

## Suns Players Career Statistics vs. Hawks

PLAYER	G-GS	MIN	FG-FGA	PCT	3FG-FGA	PCT	FT-FTA	—	OFF	DEF	TOT	AST	PF-DQ	STL	TO	BLK	PTS	AVG	HI
Bender	1-0	12	0-2	.000	0-2	.000	0-0	—	0	1	1	0	1-0	0	0	0	0	0.0	0
Bledsoe	10-4	237	44-96	.458	12-21	.571	22-31	.710	12	16	28	27	16-0	15	27	5	122	12.2	21
Booker	3-3	107	23-57	.404	8-20	.400	8-16	.500	0	8	8	7	12-1	1	2	1	62	20.7	34
Chandler	37-27	1080	106-208	.510	0-0	—	87-130	.669	122	228	350	29	108-1	22	54	58	299	8.1	18
Chris	2-2	32	4-15	.267	2-8	.250	4-6	.667	2	3	5	1	5-0	1	2	1	14	7.0	7
Daniels	6-0	79	10-33	.303	7-19	.368	2-3	.667	3	4	7	1	6-0	2	3	0	29	4.8	15
Dudley	25-7	622	83-162	.512	24-64	.375	30-41	.732	24	58	82	42	45-1	36	29	4	220	8.8	24
Jones	1-1	34	6-11	.545	1-2	.500	0-2	.000	2	1	3	0	1-0	1	0	0	13	13.0	13
Knight	12-11	379	66-146	.452	24-57	.421	32-34	.941	7	35	42	45	24-0	8	29	4	188	15.7	31
Len	6-4	146	15-34	.441	0-1	.000	14-20	.700	11	32	43	8	16-0	5	13	4	44	7.3	16
Utis	1-1	40	6-16	.375	1-5	.200	2-2	1.000	2	4	6	10	2-0	1	1	0	15	15.0	15
Warren	4-1	83	16-39	.410	0-3	.000	2-2	1.000	6	7	13	6	8-0	5	11	4	34	8.5	24
Williams	2-0	23	2-6	.333	0-0	—	1-2	.500	3	8	11	1	6-0	1	2	0	5	2.5	4

## Series Highlights & Top Performances

The Suns have won 34 of the last 49 meetings, including 20 of the last 24at Talking Stick Resort Arena... Jan. 23, 2016, **Tyson Chandler** tied a Suns franchise record (Paul Silas, 1971) with 27 total rebounds and set a Suns record with 13 offensive rebounds... April 5, 2016, **Mirza Teletovic** set a new NBA record for most three pointers off the bench (169) in a season... Jan. 29, 2008, Phoenix posted a franchise-record 19 blocked shots en route to a 125-92 win at home... Phoenix's 118-74 win on March 30, 2000, with a 44-point margin is the largest in the series and fifth-largest in Suns history... Series bests: February 16, 1974 in Phoenix, **Hawk Lou Hudson** scored 44 points... February 18, 2000 in Phoenix, Hawks center **Dikembe Mutombo** grabbed 25 rebounds... January 10, 1971 in Atlanta, **Paul Silas** set a Suns record by hitting 17-17 FT in a 116-105 victory... March 10, 1971 in Atlanta, the Suns shot a record-low .297 from the field and **Pete Maravich** scored 37 points in Atlanta's biggest victory over the Suns, 139-98 (41 points).

## By The Numbers:

### Suns vs. Atlanta 2016-2017: 1-1

**11/30/16 at Phoenix:** Suns 109, Hawks 107

**3/28/17 at Atlanta:** Hawks 95, Suns 91

### All-Time Series Results:

**Suns vs. Hawks at Phoenix:** 45-17

**Suns vs. Hawks at Atlanta:** 26-36

**Suns vs. Hawks overall:** 71-53

**Suns largest margin of victory:** 44 (118-74, 3/30/00)

**Suns high point total:** 139 (11/16/69)

**Suns low point total:** 69 (4/7/15)

**Hawks largest margin of victory:** 41 (139-98, 3/10/71)

**Hawks high point total:** 143 (3/8/88)

**Hawks low point total:** 73 (2/18/00)

	HOME	AWAY
<b>Suns last win:</b>	11/30/16 (109-107)	3/24/14 (102-95)
<b>Suns last loss:</b>	3/13/15 (96-87)	3/28/17 (95-91)
<b>Streaks:</b>	Won two	Lost three



# Boston Celtics



226 Causeway St., 4th Floor  
 Boston, MA 02114  
 (617) 854-8000  
 Fax: (617) 523-5949  
 www.celtics.com

### 2017-2018 vs. Suns:

December 2 at Boston  
 March 26 at Phoenix

### 2016-2017 Finish:

53-29 (.646)

First in Atlantic Division

### Playoffs:

Defeated Chicago 4-2  
 Defeated Boston 4-3  
 Lost to Cleveland 4-1

### Managing Partner, Governor & CEO

Wyc Grousbeck

### President

Rich Gotham

### President of Basketball Operations

Danny Ainge

### Head Coach

Brad Stevens

### Assistant Coaches

Jay Larranaga, Walter McCarty,  
 Micah Shrewsberry, Jamie Young,  
 Jerome Allen, Scott Morrison

### Head Athletic Trainer

TBA

### Sr. Vice President of Communications

Christian Megliola

### Vice President, Media Services/ Alumni Relations

Jeff Twiss

### Sr. Director of Public Relations

Heather Walker

### Media Relations Manager

Brian Olive

### Assistant Communications Manager

Brandon Chinn

### Home Court

TD Garden (18,624, built in 1995)

### Team Colors

Green, Gold, Black, Brown, Beige, White

### Radio

CBS Radio (98.5 FM) Sean Grande, Cedric Maxwell

### TV

Comcast SportsNet (Cable)  
 Mike Gorman, Tom Heinsohn, Brian Scalabrine, Abby Chin

## 2016-2017 Regular Season Stats – Suns vs. Celtics

PLAYER	G-GS	MIN	FG-FGA	PCT	3FG-FGA	PCT	FT-FTA	PCT	OFF	DEF	TOT	AST	PF	DQ	STL	TO	BLK	PTS	AVG	HI
Booker	2-2	72	26-50	.520	5-14	.357	29-32	.906	2	11	13	6	8-0	4	6	1	86	43.0	70	
Bledsoe	1-1	35	9-20	.450	2-5	.400	8-8	1.000	0	6	6	9	2-0	0	4	0	28	28.0	28	
Warren	1-1	32	6-10	.600	0-2	.000	2-3	.667	2	5	7	1	3-0	1	0	2	14	14.0	14	
Utis	2-1	67	9-16	.563	1-1	1.000	4-5	.800	0	4	4	9	5-0	3	2	0	23	11.5	20	
Williams	2-0	55	8-21	.381	0-0	—	4-9	.444	6	23	29	0	9-0	3	1	1	20	10.0	11	
Len	2-2	39	7-12	.583	0-0	—	5-10	.500	2	6	8	3	6-0	0	1	2	19	9.5	11	
Barbosa	2-0	43	6-20	.300	1-5	.200	0-0	—	3	5	8	0	2-0	1	4	0	13	6.5	11	
Chris	2-2	46	6-19	.316	0-6	.000	1-2	.500	1	11	12	1	7-0	2	3	5	13	6.5	10	
Jones	2-1	44	2-3	.667	0-0	—	3-4	.750	2	2	4	0	0-1	1	0	2	7	3.5	7	
Dudley	2-0	46	2-9	.222	1-6	.167	1-2	.500	2	6	8	10	8-1	1	3	0	6	3.0	6	
<b>SUNS</b>	<b>2</b>	<b>480</b>	<b>81-180</b>	<b>.450</b>	<b>10-39</b>	<b>.256</b>	<b>57-75</b>	<b>.760</b>	<b>20</b>	<b>79</b>	<b>99</b>	<b>39</b>	<b>59-1</b>	<b>16</b>	<b>24</b>	<b>13</b>	<b>229</b>	<b>114.5</b>	<b>120</b>	

PLAYER	G-GS	MIN	FG-FGA	PCT	3FG-FGA	PCT	FT-FTA	PCT	OFF	DEF	TOT	AST	PF	DQ	STL	TO	BLK	PTS	AVG	HI
Thomas	2-2	65	20-45	.444	8-21	.381	21-22	.955	1	3	4	12	6-0	2	3	0	69	34.5	35	
Horford	1-1	30	7-10	.700	0-1	.000	1-2	.500	3	7	10	6	2-0	2	2	0	15	15.0	15	
Crowder	2-2	60	10-18	.556	4-10	.400	5-6	.833	0	20	20	4	4-0	0	3	0	29	14.5	16	
Brown	2-2	55	8-16	.500	2-4	.500	5-11	.455	3	10	13	6	9-0	1	2	1	23	11.5	14	
Rozier	2-0	35	9-16	.563	5-9	.556	0-0	—	1	7	8	1	3-0	2	2	0	23	11.5	14	
Johnson	2-2	54	9-20	.450	1-4	.250	2-4	.500	9	7	16	4	7-0	4	1	6	21	10.5	13	
Smart	2-0	59	2-18	.111	1-12	.083	15-18	.833	1	5	6	9	8-0	3	3	0	20	10.0	11	
Green	2-0	27	5-10	.500	4-7	.571	3-3	1.000	1	4	5	0	4-0	0	2	0	17	8.5	15	
Olynyk	2-0	39	4-12	.333	1-5	.200	4-5	.800	2	6	8	3	6-0	0	4	2	13	6.5	13	
Jerebko	2-1	30	2-8	.250	1-5	.200	1-2	.500	3	3	6	2	5-0	0	0	0	6	3.0	5	
Mickey	1-0	9	0-2	.000	0-0	—	0-0	—	1	2	3	2	2-0	0	0	1	0	0.0	0	
Zeller	2-0	17	0-4	.000	0-0	—	0-2	.000	1	4	5	1	4-0	0	5	1	0	0.0	0	
<b>CELTICS</b>	<b>2</b>	<b>480</b>	<b>76-179</b>	<b>.425</b>	<b>27-78</b>	<b>.346</b>	<b>57-75</b>	<b>.760</b>	<b>26</b>	<b>78</b>	<b>104</b>	<b>50</b>	<b>60-0</b>	<b>14</b>	<b>29</b>	<b>11</b>	<b>236</b>	<b>118.0</b>	<b>130</b>	

## Series Scores & Summary

Date	Site	Final	W/L	Date	Site	Final	W/L	Date	Site	Final	W/L	Date	Site	Final	W/L
11/17/68	Phx	98-130	L	3/8/73*	Phx	134-141	L	12/17/79	Bos	92-100	L	1/24/92	Bos	100-93	W
11/22/68	Bos	106-133	L	11/9/73	Bos	107-122	L	2/13/80	Phx	135-134	W	2/16/93	Phx	110-97	W
1/1/69	Phx	87-93	L	12/15/73	Phx	121-120	W	12/30/80	Phx	97-116	L	4/2/93	Bos	118-114	W
2/18/69	Bos	110-116	L	3/17/74	Phx	97-99	L	1/1/81	Bos	90-108	L	12/27/93	Phx	118-102	W
2/22/69	Phx	100-124	L	3/13/74	Bos	97-104	L	2/10/82	Phx	112-110	W	1/30/94	Bos	94-106	L
2/25/69	Bos	99-112	L	11/22/74	Bos	94-95	L	3/14/82	Bos	92-105	L	12/2/94	Bos	107-102	W
11/18/69	Bos	119-120	L	12/25/74	Phx	110-96	W	1/28/83	Bos	104-111	L	2/21/95	Phx	121-129	L
12/25/69	Phx	127-116	W	2/14/75	Phx	106-112	L	2/26/83	Phx	101-103	L	11/8/95	Bos	109-113	L
2/10/70	Bos	122-117	W	3/12/75	Hart.	82-88	L	2/26/84	Phx	109-116	L	2/21/96	Phx	120-107	W
2/18/70	Phx	113-116	L	12/26/75	Phx	106-112	L	3/11/84	Bos	109-117	L	1/5/97	Bos	102-109	L
2/27/70	Bos	134-125	W	1/21/76	Bos	100-114	L	12/26/84	Phx	114-119	L	2/12/97	Phx	131-100	W
3/19/70	Phx	127-123	W	2/13/76	Phx	108-109	L	3/13/85	Bos	106-123	L	11/28/97*	Bos	112-108	W
10/15/70	Phx	119-100	W	3/31/76	Bos	102-122	L	11/8/85	Bos	101-125	L	12/30/97	Phx	100-90	W
10/30/70	Bos	112-127	L	12/10/76	Bos	107-103	W	2/17/86	Phx	108-101	W	1/30/00	Bos	88-91	L
1/8/71	Bos	114-122	L	12/29/76	Phx	97-87	W	12/26/86	Phx	112-122	L	3/20/00	Phx	110-106	W
2/16/71	Bos	119-116	W	2/26/77	Phx	104-108	L	3/11/87	Bos	109-118	L	1/26/01	Bos	83-99	L
2/19/71	Phx	116-112	W	3/13/77	Bos	107-124	L	1/20/88	Bos	115-131	L	3/15/01	Phx	101-105	L
11/12/71	Phx	128-119	W	12/23/77	Phx	129-110	W	2/15/88	Phx	106-107	L	12/7/01*	Bos	102-109	L
11/17/71	Bos	121-140	L	1/5/78	Hart.	121-111	W	1/4/89	Bos	106-104	W	12/27/01	Phx	84-82	W
1/1/72	Phx	114-104	W	2/16/78	Phx	95-98	L	2/17/89	Phx	135-126	W	12/11/02	Bos	103-94	W
2/18/72	Phx	126-115	W	3/17/78	Bos	108-115	L	1/28/90	Bos	118-126	L	2/16/03	Phx	102-92	W
2/22/72	Bos	103-114	L	12/8/78	Bos	124-104	W	2/20/90	Phx	120-99	W	12/5/03	Bos	110-106	W
11/15/72	Bos	94-113	L	12/30/78	Phx	112-109	W	1/4/91	Bos	103-132	L	12/26/03	Phx	102-104	L
12/12/72	Phx	100-105	L	3/14/79	Bos	126-117	W	2/19/91	Phx	109-105	W	1/28/05	Bos	128-119	W
2/20/73	Bos	97-107	L	3/21/79	Bos	134-113	W	11/13/91	Phx	111-117	L	2/27/05*	Phx	113-120	L

\*Overtime

## Suns Players Career Statistics vs. Celtics

PLAYER	G-GS	MIN	FG-FGA	PCT	3FG-FGA	PCT	FT-FTA	PCT	OFF	DEF	TOT	AST	PF-DQ	STL	TO	BLK	PTS	AVG	HI	
Bledsoe	9-6	254	44-96	.458	7-21	.333	25-30	.833	11	33	44	52	14-0	17	28	3	120	13.3	28	
Booker	4-4	130	36-79	.456	6-22	.273	38-42	.905	4	18	22	10	15-0	5	11	1	116	29.0	70	
Chandler	34-24	972	106-176	.602	0-1	.000	87-139	.626	97	212	309	23	84-2	24	50	50	299	8.8	20	
Chriss	2-2	46	6-19	.316	0-6	.000	1-2	.500	1	11	12	1	7-0	2	3	5	13	6.5	10	
Daniels	4-0	76	16-31	.516	10-21	.476	4-4	1.000	0	3	3	0	6-0	2	4	0	46	11.5	24	
Dudley	24-7	619	78-160	.488	28-66	.424	27-40	.675	33	65	98	61	49-1	21	31	7	211	8.8	19	
Jones	2-1	44	2-3	.667	0-0	—	3-4	.750	2	4	0	0	9-1	1	0	2	7	3.5	7	
Knight	13-12	420	65-161	.404	28-71	.394	36-45	.800	7	37	44	47	33-1	8	41	3	194	14.9	26	
Len	7-4	143	28-41	.683	0-0	—	10-17	.588	10	29	39	5	15-0	1	9	9	66	9.4	19	
Millisap	2-0	31	1-6	.167	1-1	1.000	0-0	—	2	5	7	2	4-0	3	1	3	1	3	1.5	3
Ulis	2-1	67	9-16	.563	1-1	1.000	4-5	.800	0	4	4	9	5-0	1	2	0	23	11.5	20	
Warren	4-1	73	18-29	.621	2-5	.400	4-7	.571	5	10	15	2	10-0	2	0	3	42	10.5	14	
Williams	2-0	55	8-21	.381	0-0	—	4-9	.444	6	23	29	0	9-0	3	1	1	20	10.0	11	

## Series Highlights & Top Performances

The Suns have won 28 of the last 48 meetings, including seven of the last 11 at Talking Stick Resort Arena... March 24, 2017, **Devin Booker** became the youngest player in NBA history to score 70 points (and 60) with a franchise record 70 points... March 5, 2017, **Tyler Ulis** scored a career-high 20 points and hit a 25-foot three-pointer at the buzzer to give the Suns a 109-106 home win... Jan. 28, 2011, Phoenix held the Celtics to a series-low 71 points... Dec. 5, 2003, Phoenix overcame a 29-point deficit, the largest in franchise history, to defeat the Celtics, 110-106, in Boston... Feb. 12, 1997, **Kevin Johnson** became the first Suns player to record a triple-double in a single half, tallying 14 points, 14 assists and 11 rebounds in the first half... KJ finished with 22 points, 17 assists and 11 boards in the Suns' largest-ever victory over the Celtics, 131-100... Series bests: Feb. 15, 1988 in Phoenix, **Larry Bird** scored 49 points... Feb. 18, 1969 in Boston, **Bill Russell** grabbed 28 rebounds... Feb. 16, 1993 in Phoenix, Celtic **Dee Brown** recorded 18 assists... The most famous game in the rivalry came on June 4, 1976 in Game 5 of the 1976 NBA Finals when the teams battled through three overtimes before the Celtics claimed a 128-126 win.

## By The Numbers:

### Suns vs. Boston 2016-2017: 1-1

**3/5/17 at Phoenix:** Suns 109, Celtics 106

**3/24/17 at Boston:** Celtics 130, Suns 120

### All-Time Series Results:

**Suns vs. Celtics at Phoenix:** 33-27

**Suns vs. Celtics at Boston:** 22-41

**Suns vs. Celtics overall:** 55-68

**Suns largest margin of victory:** 31 (131-100, 2/12/97)

**Suns high point total:** 135 (2/13/80 and 2/17/89)

**Suns low point total:** 79 (1/9/13, /20/12)

**Celtics largest margin of victory:** 32 (130-98, 11/17/68)

**Celtics high point total:** 141 (3/8/73\*)

**Celtics low point total:** 71 (1/20/12 and 1/28/11)

### HOME

**Suns last win:** 3/5/17 (109-106)

**Suns last loss:** 3/26/16 (102-99)

**Streaks:** Won one

### AWAY

11/7/14 (118-114)

3/24/17 (130-120)

Lost two

# Brooklyn Nets



**15 MetroTech Center  
11th Floor  
Brooklyn, NY 11201  
(718) 933-3000  
www.brooklynnets.com**

**2017-2018 vs. Suns:**

October 31 at Brooklyn  
November 6 at Phoenix

**2016-2017 Finish:**

**20-62 (.244)**

Fifth in Atlantic Division

**Playoffs:**

Did not qualify

<b>Principal Owner</b>	Mikhail Prokhorov
<b>General Manager</b>	Sean Marks
<b>Head Coach</b>	Kenny Atkinson
<b>Assistant Coaches</b>	Jacque Vaughn, Chris Fleming, Bret Brielmaier
<b>Head Athletic Trainer</b>	Lloyd Beckett
<b>Senior Director of Public Relations</b>	Aaron Harris
<b>Senior Manager of Public Relations</b>	Eli Pearlstein, Mitch Heckart
<b>Public Relations Coordinator</b>	Megan Walsh
<b>Home Court</b>	Barclays Center (17,732 built in 2012)
<b>Team Colors</b>	Black, White
<b>Radio</b>	WFAN (660 AM/101.9 FM) Chris Carrino, Tim Capstraw
<b>TV</b>	YES Network Ian Eagle, Ryan Ruocco, Sarah Kustok, Jim Spanarkel, Michael Grady

**2016-2017 Regular Season Stats – Suns vs. Nets**

PLAYER	G-GS	MIN	FG-FGA	PCT	3FG-FGA	PCT	FT-FTA	PCT	OFF	DEF	TOT	AST	PF	DQ	STL	TO	BLK	PTS	AVG	HI
Booker	2-2	72	14-44	.318	3-13	.231	8-9	.889	1	7	8	3	8-1	4	3	0	39	19.5	28	
Chris	2-2	50	15-30	.500	5-11	.455	4-6	.667	6	10	16	0	6-0	3	3	1	39	19.5	23	
Warren	1-1	34	9-17	.529	0-3	.000	0-0	—	3	0	3	2	3-0	3	1	1	18	18.0	18	
Dudley	2-0	49	8-16	.500	4-10	.400	2-5	.400	4	4	8	4	6-0	3	2	0	22	11.0	17	
Len	2-2	55	8-16	.500	1-1	1.000	4-7	.571	5	17	22	1	8-1	2	3	4	21	10.5	11	
Tucker	1-0	19	2-5	.400	0-3	.000	5-5	1.000	2	4	6	2	3-0	0	1	0	9	9.0	9	
Bledsoe	1-1	30	1-8	.125	1-3	.333	5-7	.714	2	6	8	8	2-0	3	3	0	8	8.0	8	
Knight	1-0	22	2-13	.154	0-4	.000	2-2	1.000	2	7	9	4	1-0	0	2	0	6	6.0	6	
Utis	2-1	56	6-22	.273	0-2	.000	0-0	—	1	4	5	13	2-0	3	5	0	12	6.0	10	
Barbosa	2-0	37	4-14	.286	0-3	.000	3-4	.750	1	5	6	2	2-0	1	1	0	11	5.5	11	
Bender	1-0	8	2-3	.667	1-2	.500	0-0	—	0	1	1	0	1-0	0	0	0	5	5.0	5	
Jones	1-1	22	1-4	.250	0-1	.000	2-4	.500	2	2	4	0	4-0	0	2	0	4	4.0	4	
Williams	2-0	17	2-7	.286	0-1	.000	2-4	.500	3	4	7	0	4-0	0	4	0	6	3.0	4	
Eddie	1-0	9	0-0	—	0-0	—	2-2	1.000	0	2	2	0	0-0	1	1	0	2	2.0	2	
Jenkins	1-0	2	0-1	.000	0-1	.000	0-0	—	0	0	0	0	0-0	0	0	0	0	0.0	0	
<b>SUNS</b>	<b>2</b>	<b>480</b>	<b>74-200</b>	<b>.370</b>	<b>15-58</b>	<b>.259</b>	<b>39-55</b>	<b>.709</b>	<b>32</b>	<b>73</b>	<b>105</b>	<b>39</b>	<b>50-2</b>	<b>23</b>	<b>32</b>	<b>6</b>	<b>202</b>	<b>101.0</b>	<b>104</b>	

Brooklyn Nets

PLAYER	G-GS	MIN	FG-FGA	PCT	3FG-FGA	PCT	FT-FTA	PCT	OFF	DEF	TOT	AST	PF	DQ	STL	TO	BLK	PTS	AVG	HI
Harris	1-0	24	6-10	.600	5-8	.625	2-2	1.000	2	0	2	1	4-0	0	3	0	19	19.0	19	
Kilpatrick	1-1	32	7-16	.438	3-8	.375	2-3	.667	0	9	9	4	2-0	1	4	0	19	19.0	19	
Booker	2-1	43	13-26	.500	3-3	1.000	4-4	1.000	8	8	16	5	3-0	0	1	1	33	16.5	19	
Lopez	2-2	53	10-25	.400	2-10	.200	8-11	.727	3	8	11	2	6-0	1	7	6	30	15.0	19	
Lin	1-1	21	3-7	.429	1-3	.333	6-7	.857	1	2	3	5	2-0	0	2	0	13	13.0	13	
Hollis-Jefferson	2-2	45	7-22	.318	0-0	—	11-13	.846	5	24	29	6	5-0	3	5	2	25	12.5	20	
Acy (BRK)	1-0	26	3-8	.375	1-4	.250	5-6	.833	0	3	3	4	4-0	2	1	0	12	12.0	12	
Goodwin (BRK)	1-0	8	4-4	1.000	1-1	1.000	3-4	.750	0	3	3	3	0-0	0	0	0	12	12.0	12	
Whitehead	1-0	28	3-6	.500	0-2	.000	5-6	.833	1	3	4	3	4-0	2	3	1	11	11.0	11	
Scola	1-0	14	4-5	.800	2-2	1.000	0-0	—	0	5	5	0	1-0	0	1	1	10	10.0	10	
Hamilton	2-0	33	5-7	.714	1-2	.500	6-7	.857	0	3	3	1	3-0	3	1	1	17	8.5	10	
LeVert	1-1	20	3-6	.500	1-3	.333	1-3	.333	1	2	3	3	2-0	0	2	0	8	8.0	8	
Bogdanovic	1-1	31	2-6	.333	1-4	.250	2-3	.667	0	5	5	2	0-0	0	2	0	7	7.0	7	
Diwinddie	1-0	23	3-6	.500	0-1	.000	0-0	—	0	4	4	2	0-0	2	0	1	6	6.0	6	
McDaniels (TOT)	4-0	35	9-17	.529	2-6	.333	3-3	1.000	5	8	13	1	4-0	2	2	1	23	5.8	16	
McDaniels (BRK)	1-0	24	6-9	.667	1-3	.333	3-3	1.000	2	6	8	1	3-0	2	1	1	16	16.0	16	
Foye	2-1	36	3-12	.250	2-9	.222	0-0	—	0	5	5	3	5-0	1	0	0	8	4.0	8	
Ferrell	1-0	13	1-3	.333	0-2	.000	0-0	—	0	1	1	2	1-0	0	0	1	2	2.0	2	
Bennett	1-0	2	0-0	—	0-0	—	0-0	—	0	1	1	0	0-0	0	0	0	0	0.0	0	
Nicholson (BRK)	1-0	6	0-1	.000	0-1	.000	0-0	—	0	1	1	0	0-0	0	1	0	0	0.0	0	
<b>NETS</b>	<b>2</b>	<b>480</b>	<b>83-179</b>	<b>.464</b>	<b>24-66</b>	<b>.364</b>	<b>58-72</b>	<b>.806</b>	<b>23</b>	<b>93</b>	<b>116</b>	<b>47</b>	<b>45-0</b>	<b>17</b>	<b>34</b>	<b>15</b>	<b>248</b>	<b>124.0</b>	<b>126</b>	

## Series Scores & Summary

Date	Site	Final	W/L	Date	Site	Final	W/L	Date	Site	Final	W/L	Date	Site	Final	W/L
11/19/76	Phx	88-90	L	11/26/82	Phx	110-99	W	12/7/90	N.J.	129-110	W	11/22/00	Phx	97-85	W
12/1/76	N.J.	106-96	W	1/6/83	N.J.	93-94	L	1/22/92	N.J.	104-106	L	12/8/00	N.J.	84-86	L
3/1/77	N.J.	73-82	L	1/23/83	Phx	108-110	L	1/29/92	Phx	128-95	W	12/5/01	N.J.	87-106	L
4/10/77	Phx	128-104	W	3/14/84	N.J.	103-108	L	12/8/92	Phx	93-124	L	3/6/02	Phx	82-87	W
1/4/78	N.J.	83-115	L	11/4/84	Phx	98-86	W	3/12/93	Phx	105-100	W	11/27/02	N.J.	82-75	W
1/29/78	Phx	131-100	W	1/4/85	N.J.	98-105	L	12/3/93	N.J.	104-103	W	12/9/02	N.J.	93-106	L
3/15/78	N.J.	98-117	L	11/22/85	Phx	96-104	L	3/19/94	Phx	105-93	W	12/6/03	N.J.	88-99	L
4/07/78	Phx	120-109	W	3/9/86	N.J.	111-115	L	11/27/94	Phx	115-110	W	3/3/04	Phx	87-74	W
1/7/79	N.J.	112-117	L	11/19/86	Phx	111-101	W	12/8/94	N.J.	133-106	W	11/6/04	N.J.	112-90	W
1/28/79	Phx	114-117	L	1/21/87	N.J.	114-120	L	2/8/96	Phx	107-102	W	1/23/05	Phx	113-105	W
2/17/79	N.J.	112-123	L	11/27/87	Phx	113-107	W	3/12/96	N.J.	98-88	W	11/25/05	Phx	92-81	W
12/5/79	N.J.	100-115	L	1/18/88	N.J.	113-117	L	11/27/96	Phx	99-77	W	3/27/06	N.J.	72-110	L
2/17/80	Phx	128-98	W	11/23/88	Phx	129-133	L	1/30/97	N.J.	101-113	L	11/24/06	Phx	99-93	W
12/5/80	Phx	88-90	L	12/30/88	N.J.	116-109	W	11/26/97	Phx	111-99	W	12/7/06**	N.J.	161-157	W
1/9/81	N.J.	112-95	W	1/30/90	Phx	120-95	W	2/5/98	N.J.	94-106	L	1/20/08	Phx	116-92	W
12/2/82	Phx	97-99	L	3/30/90	N.J.	126-119	W	11/10/99	N.J.	104-89	W	3/29/08	N.J.	110-104	W
3/10/82	N.J.	105-113	L	11/23/90	Phx	114-116	L	11/27/99	Phx	129-90	W	11/4/08	N.J.	114-86	W

\*Overtime \*\* Double Overtime

## Suns Players Career Statistics vs. Nets

PLAYER	G-GS	MIN	FG-FGA	PCT	3FG-FGA	PCT	FT-FTA	PCT	OFF	DEF	TOT	AST	PF-DQ	STL	TO	BLK	PTS	AVG	HI
Bender	1-0	8	2-3	.667	1-2	.500	0-0	—	0	1	1	0	1-0	0	0	0	5	5.0	5
Bledsoe	11-7	274	38-89	.427	8-26	.308	29-40	.725	13	38	51	41	18-0	19	35	2	113	10.3	19
Booker	4-3	110	17-58	.293	4-16	.250	13-15	.867	1	8	9	5	12-1	4	4	0	51	12.8	28
Chandler	38-27	1086	120-209	.574	0-0	—	94-137	.686	112	200	312	29	132-4	33	72	54	334	8.8	28
Chriss	2-2	50	15-30	.500	5-11	.455	4-6	.667	6	10	16	0	6-0	3	3	1	39	19.5	23
Daniels	4-0	47	9-19	.474	8-15	.533	0-0	—	0	4	4	1	3-0	1	3	0	26	6.5	17
Dudley	20-7	492	58-120	.483	24-54	.444	27-35	.771	29	47	76	41	34-0	18	19	3	167	8.4	19
Jones	1-1	22	1-4	.250	0-1	.000	2-4	.500	2	2	4	0	4-0	2	0	0	4	4.0	4
Knight	14-13	481	65-194	.335	20-70	.286	37-49	.755	8	52	60	68	26-0	11	33	1	187	13.4	26
Len	7-4	143	20-39	.513	1-1	1.000	16-27	.593	13	42	55	3	21-1	4	11	7	57	8.1	13
Millsap	2-0	39	4-9	.444	2-3	.667	1-2	.500	0	2	2	4	2-0	3	0	11	5.5	6	
Ulis	2-1	56	6-22	.273	0-2	.000	0-0	—	1	4	5	13	2-0	3	5	0	12	6.0	10
Warren	2-1	53	12-23	.522	0-3	.000	0-0	—	4	2	6	2	4-0	5	1	24	12.0	18	
Williams	2-0	17	2-7	.286	0-1	.000	2-4	.500	3	4	7	0	4-0	0	4	0	6	3.0	4

## Series Highlights & Top Performances

The Suns have won 28 of the last 45 meetings, including 17 of the last 23 games at Talking Stick Resort Arena... March 23, 2017, Phoenix started the youngest lineup in NBA history with Tyler Ulis (21 years, 77 days), Devin Booker (20, 144), Derrick Jones Jr (20, 36), Marquese Chriss (19, 264) and Alex Len (23, 280)... Jan. 12, 2011, **Steve Nash** became the NBA's all-time career free-throw percentage leader for the first time, surpassing Mark Price... The Suns won a series-record 14 consecutive home games from March 19, 1994 to Jan. 20, 2008... Dec. 7, 2006, Phoenix tallied a double-overtime win, 161-157, at New Jersey in an "instant classic" that featured 21 ties and 34 lead changes and a battle of point guards, Steve Nash (42 points, 13 assists) and Jason Kidd (38 points, 13 assists)... Phoenix shot .636 from the field on November 27, 1999, the second highest shooting effort ever at home... The victory was the first of the season for Phoenix and first ever for then head coach **Danny Ainge**, snapping the club's record 13-game losing streak... Jan. 4, 1978 in New Jersey, Nets forward **Bernard King** scored a series-high 44 points... In the first-ever meeting between the teams, Nov. 19, 1976, Suns forward **Curtis Perry** grabbed a series-best 19 rebounds

## By The Numbers:

### Suns vs. Brooklyn 2016-2017: 0-2

**11/12/16 at Phoenix:** Nets 122, Suns 104

**3/23/17 at Brooklyn:** Nets 126, Suns 98

### All-Time Series Results:

**Suns vs. Nets at Phoenix:** 27-15

**Suns vs. Nets at New Jersey:** 17-25

**Suns vs. Nets overall:** 44-40

**Suns largest margin of victory:** 39 (129-90, 11/27/99)

**Suns high point total:** 161 (12/7/06\*\*)

**Suns low point total:** 72 (3/27/06)

**Nets largest margin of victory:** 38 (110-72, 3/27/06)

**Nets high point total:** 157 (12/7/06\*\*)

**Nets low point total:** 74 (3/3/04)

	HOME	AWAY
<b>Suns last win:</b>	11/12/14 (112-104)	3/6/15 (108-100*)
<b>Suns last loss:</b>	11/12/16 (122-104)	3/23/17 (126-98)

**Streaks:** Lost two Lost two

# Charlotte Hornets



333 East Trade Street  
Charlotte, NC 28202  
(704) 688-8600  
Fax: (704) 688-7600  
www.hornets.com

### 2017-2018 vs. Suns:

February 4 at Phoenix  
March 10 at Charlotte

### 2016-2017 Finish:

**36-46 (.439)**

Fourth in Southeast Division

### Playoffs:

Did not qualify

<b>Chairman</b>	Michael Jordan
<b>General Manager</b>	Rich Cho
<b>Head Coach</b>	Steve Clifford
<b>Associate Head Coach</b>	Stephen Silas
<b>Assistant Coaches</b>	Pat Delany, Steve Hetzel, Mike Batiste, Eddie Jordan, Bruce Kreuzer
<b>Head Athletic Trainer</b>	Steve Stricker
<b>Vice President of Communications</b>	Mike Cristaldi
<b>Director, Communications</b>	Josh Rosen
<b>Sr. Manager, Communications</b>	Brian Travis
<b>Home Court</b>	Spectrum Center (19,077, built in 2005)
<b>Team Colors</b>	Purple, Teal, Black, Cool Gray, Light Blue
<b>Radio</b>	WFNZ (610 AM) Steve Martin, Matt Carroll
<b>TV</b>	Fox Sports Southeast (Cable) Eric Collins, Dell Curry, Stephanie Ready

## 2016-2017 Regular Season Stats – Suns vs. Hornets

PLAYER	G-GS	MIN	FG-FGA	PCT	3FG-FGA	PCT	FT-FTA	PCT	OFF	DEF	TOT	AST	PF	DQ	STL	TO	BLK	PTS	AVG	HI
Booker	2-2	65	12-29	.414	3-9	.333	11-12	.917	1	9	10	14	6-0	0	9	1	38	19.0	23	
Warren	2-2	66	17-27	.630	0-1	.000	3-3	1.000	7	11	18	3	2-0	3	1	2	37	18.5	21	
Barbosa	1-0	23	7-11	.636	1-4	.250	1-1	1.000	0	4	4	1	6-1	2	4	0	16	16.0	16	
Chriss	2-2	52	11-20	.550	4-9	.444	4-6	.667	1	3	4	2	5-0	1	3	0	30	15.0	17	
Bledsoe	1-1	25	3-4	.750	1-1	1.000	7-8	.875	0	4	4	7	2-0	1	4	1	14	14.0	14	
Williams	2-0	51	12-16	.750	0-0	—	3-6	.500	2	21	23	2	7-0	2	2	2	27	13.5	16	
Utis	2-1	64	10-24	.417	1-3	.333	3-4	.750	0	5	5	17	2-0	3	2	0	24	12.0	16	
Dudley	2-0	52	6-13	.462	3-8	.375	2-2	1.000	0	3	3	7	4-0	0	4	1	17	8.5	12	
Len	2-2	37	5-8	.625	0-0	—	3-3	1.000	0	8	8	1	3-0	0	0	1	13	6.5	8	
Jones	2-0	42	4-6	.667	0-0	—	2-2	1.000	1	1	2	1	3-0	2	1	2	10	5.0	8	
Eddie	1-0	2	0-0	—	0-0	—	0-0	—	0	0	0	0	0-0	0	0	0	0	0.0	0	
Price	1-0	1	0-0	—	0-0	—	0-0	—	0	0	0	0	0-0	0	0	0	0	0.0	0	
<b>SUNS</b>	<b>2</b>	<b>480</b>	<b>87-158</b>	<b>.551</b>	<b>13-35</b>	<b>.371</b>	<b>39-47</b>	<b>.830</b>	<b>12</b>	<b>69</b>	<b>81</b>	<b>55</b>	<b>40-1</b>	<b>14</b>	<b>31</b>	<b>10</b>	<b>226</b>	<b>113.0</b>	<b>120</b>	

PLAYER	G-GS	MIN	FG-FGA	PCT	3FG-FGA	PCT	FT-FTA	PCT	OFF	DEF	TOT	AST	PF	DQ	STL	TO	BLK	PTS	AVG	HI
Walker	2-2	74	20-42	.476	7-20	.350	10-11	.909	0	8	8	16	5-0	2	2	1	57	28.5	31	
Williams	2-2	64	11-17	.647	8-9	.889	10-12	.833	2	9	11	2	4-0	2	2	1	40	20.0	21	
Batum	2-2	65	9-30	.300	5-17	.294	7-8	.875	0	9	9	16	2-0	1	6	0	30	15.0	18	
Kaminsky	2-1	61	10-25	.400	4-10	.400	2-2	1.000	2	6	8	2	6-0	2	3	0	26	13.0	16	
Zeller	2-1	56	9-14	.643	0-0	—	4-5	.800	5	10	15	5	7-0	6	2	0	22	11.0	16	
Kidd-Gilchrist	2-2	64	10-18	.556	0-0	—	1-2	.500	7	6	13	4	6-0	7	3	1	21	10.5	14	
Belinelli	2-0	46	5-14	.357	0-4	.000	5-5	1.000	0	2	2	1	1-0	0	3	0	15	7.5	8	
Lamb	2-0	22	2-9	.222	0-2	.000	2-2	1.000	0	5	5	0	1-0	1	0	0	6	3.0	4	
O'Bryant (CHA)	1-0	2	1-1	1.000	0-0	—	0-0	—	0	0	0	0	0-0	0	1	0	2	2.0	2	
Roberts	1-0	12	0-3	.000	0-1	.000	2-3	.667	0	3	3	1	1-0	0	1	0	2	2.0	2	
Weber (CHA)	2-0	11	0-2	.000	0-0	—	2-2	1.000	1	0	1	1	1-0	1	0	0	2	1.0	2	
Graham	1-0	2	0-0	—	0-0	—	0-0	—	0	0	0	0	0-0	0	0	0	0	0.0	0	
Wood	1-0	2	0-1	.000	0-1	.000	0-0	—	0	0	0	0	0-0	0	0	0	0	0.0	0	
<b>HORNETS</b>	<b>2</b>	<b>480</b>	<b>77-176</b>	<b>.438</b>	<b>24-64</b>	<b>.375</b>	<b>45-52</b>	<b>.865</b>	<b>17</b>	<b>58</b>	<b>75</b>	<b>48</b>	<b>34-0</b>	<b>22</b>	<b>23</b>	<b>3</b>	<b>223</b>	<b>111.5</b>	<b>120</b>	

## Series Scores & Summary

Date	Site	Final	W/L	Date	Site	Final	W/L	Date	Site	Final	W/L	Date	Site	Final	W/L
1/19/89	Char#	126-112	W	2/26/95	Phx	103-92	W	3/16/02	Char	76-87	L	2/4/12	Phx	95-89	W
1/24/89	Phx	106-103	W	3/16/95	Char	108-105	W	12/10/04	Phx%	115-106	W	11/7/12	Char	117-110	W
1/15/90*	Phx	118-108	W	12/12/95	Phx	100-115	L	3/23/05	Char	120-105	W	12/19/12	Phx	121-104	W
1/25/90	Char	124-97	W	3/17/96	Char	102-103	L	12/30/05	Char	110-100	W	11/22/13	Char	98-91	W
3/21/90*	Phx	114-115	L	1/10/97	Phx	102-90	W	2/25/06	Phx	136-121	W	2/1/14	Phx	105-95	W
3/29/90	Char	105-92	W	2/19/97	Char	115-123	L	12/10/06	Char	114-84	W	11/14/14	Phx	95-103	L
2/25/91	Phx	128-108	W	1/27/98**	Char	113-120	L	3/7/07*	Phx	115-106	W	12/17/14	Cha	111-106	W
3/4/91	Char	126-93	W	2/20/98	Phx	115-99	W	11/6/07	Char	115-83	W	1/6/16	Phx	111-102	W
11/29/91	Phx	131-111	W	3/17/99	Char	111-119	L	2/4/08	Phx	118-104	W	3/1/16	Cha	92-126	L
1/4/92	Char	108-113	L	1/4/00	Phx	86-80	W	1/23/09	Char	76-98	L	3/2/17	Phx	120-103	W
12/1/92	Phx	109-90	W	1/29/00	Char	79-100	L	2/24/09	Phx	112-102	W	3/26/17	Cha	106-120	L
12/9/92	Char	110-101	W	2/4/01	Phx	85-82	W	1/16/10	Char	99-125	L				
1/11/94	Phx	93-95	L	4/4/01	Char	103-94	W	1/26/10*	Phx	109-114	L				
3/8/94	Char	89-97	L	3/8/02	Phx	82-88	L	1/26/11	Phx	107-114	L				

\*Overtime \*\* Double Overtime #Charlotte Hornets %Charlotte Bobcats

## Suns Players Career Statistics vs. Hornets

PLAYER	G-GS	MIN	FG-FGA	PCT	3FG-FGA	PCT	FT-FTA	PCT	OFF	DEF	TOT	AST	PF-DQ	STL	TO	BLK	PTS	AVG	HI
Bledsoe	7-3	174	28-62	.452	8-18	.444	17-19	.895	7	24	31	24	11-0	3	10	5	81	11.6	22
Booker	4-3	132	23-58	.397	7-18	.389	15-17	.882	3	19	22	17	11-0	2	12	1	68	17.0	23
Chandler	30-23	806	111-166	.669	0-0	—	49-89	.551	100	188	288	38	94-2	11	39	47	271	9.0	20
Chris	2-2	52	11-20	.550	4-9	.444	4-6	.667	1	3	4	2	5-0	1	3	0	30	15.0	17
Daniels	3-0	31	3-9	.333	2-7	.286	0-0	—	1	1	2	2	3-0	0	1	1	8	2.7	8
Dudley	19-7	541	67-143	.469	34-75	.453	28-31	.903	15	63	78	41	40-0	22	16	8	196	10.3	20
Jones	2-0	42	4-6	.667	0-0	—	2-2	1.000	1	1	2	1	3-0	2	1	2	10	5.0	8
Knight	16-15	553	108-228	.474	33-71	.465	38-45	.844	15	61	76	93	42-0	18	51	4	287	17.9	34
Len	7-4	137	17-33	.515	0-0	—	13-15	.867	6	26	32	3	16-0	2	5	3	47	6.7	18
Millsap	1-0	24	2-7	.286	1-3	.333	0-0	—	0	3	3	2	2-0	0	2	1	5	5.0	5
Ulis	2-1	64	10-24	.417	1-3	.333	3-4	.750	0	5	5	17	2-0	3	2	0	24	12.0	16
Warren	3-2	103	24-41	.585	3-6	.500	3-3	1.000	7	14	21	5	5-0	5	1	2	54	18.0	21
Williams	2-0	51	12-16	.750	0-0	—	3-6	.500	2	21	23	2	7-0	2	2	2	27	13.5	16

## Series Highlights & Top Performances

Phoenix has won eight of the last 11 meetings and 34 of 54 in the overall series against teams based in Charlotte: the Hornets (1988-2002, 2014-present) and the Bobcats (2004-14)... The Suns are 20-15 against the team as the Hornets and 14-5 against the team as the Bobcats... Jan. 6, 2016, Phoenix had a season-high 19 three-point field goals made in a 111-102 win at home... Dec. 19, 2012, the Suns scored a season-high 121 points against Charlotte to sweep the season series... Nov. 7, 2012, **Shannon Brown** set a Suns record with six made three-pointers in the fourth quarter of a 117-110 Suns win... The Suns won the first five home meetings against Charlotte in the Bobcats era, and first eight games overall... Suns Series bests: Jan. 15, 1990 in Phoenix, **Tom Chambers** scored 40 points; Feb. 25, 2006 in Phoenix, **Shawn Marion** tied a career-high with 24 rebounds; March 21, 1990 in Phoenix, **Kevin Johnson** recorded 20 assists.

## By The Numbers:

### Suns vs. Charlotte 2016-2017: 1-1

**3/2/17 at Phoenix:** Suns 120, Hornets 103

**3/26/17 at Charlotte:** Hornets 120, Suns 106

### All-Time Series Results:

**Suns vs. Hornets at Phoenix:** 20-7

**Suns vs. Hornets at Charlotte:** 14-13

**Suns vs. Hornets overall:** 34-20

**Suns largest margin of victory:** 33 (126-93, 3/4/91)

**Suns high point total:** 136 (2/25/06)

**Suns low point total:** 76 (3/16/02, 1/23/09)

**Hornets largest margin of victory:** 34 (3/6/16)

**Hornets high point total:** 126 (3/6/16)

**Hornets low point total:** 80 (1/4/00)

	HOME	AWAY
<b>Suns last win:</b>	3/2/17 (120-103)	12/17/14 (111-106)
<b>Suns last loss:</b>	11/14/14 (103-95)	3/26/17 (120-106)
<b>Streaks:</b>	Won two	Lost two



# Chicago Bulls



1901 W. Madison St.  
Chicago, IL 60612  
(312) 455-4000  
Fax: (312) 455-4189  
www.bulls.com

**2017-2018 vs. Suns:**

November 19 at Phoenix  
November 28 at Chicago

**2016-2017 Finish:**

**41-41 (.500)**  
Fourth in Central Division

**Playoffs:**

Lost to Boston 4-2

<b>Chairman</b>	Jerry Reinsdorf
<b>Exec. Vice President-Basketball Operations</b>	John Paxson
<b>General Manager</b>	Gar Forman
<b>Senior Advisor of Basketball Operations</b>	Doug Collins
<b>Head Coach</b>	Fred Hoiberg
<b>Associate Head Coach</b>	Jim Boylen
<b>Assistant Coaches</b>	Randy Brown, Charlie Henry Pete Myers, Mike Wilhem
<b>Head Athletic Trainer</b>	Jeff Tanaka
<b>Senior Director of Public &amp; Media Relations</b>	Tim Hallam
<b>Senior Manager of Public &amp; Media Relations</b>	Matt Yob
<b>Managers of Public &amp; Media Relations</b>	Beth Esler, Kristen Deahl
<b>Home Court</b>	United Center (20,917, built in 1994)
<b>Team Colors</b>	Red, Black, White
<b>Radio</b>	WLS (890 AM) Chuck Swirsky, Bill Wennington WRTO (1200 AM Spanish) Omar Ramos, Matt Moreno
<b>TV</b>	WGN-TV (Ch. 9), Comcast SportsNet Chicago (Cable) Neil Funk, Stacey King

**2016-2017 Regular Season Stats – Suns vs. Bulls**

PLAYER	G-GS	MIN	FG-FGA	PCT	3FG-FGA	PCT	FT-FTA	PCT	OFF	DEF	TOT	AST	PF	DQ	STL	TO	BLK	PTS	AVG	HI
Booker	2-2	74	20-40	.500	4-8	.500	10-14	.714	3	5	8	6	5-0	2	5	0	54	27.0	27	
Bledsoe	2-2	73	14-33	.424	3-10	.300	9-10	.900	1	9	10	17	2-0	1	9	2	40	20.0	23	
Warren	2-2	75	16-31	.516	0-3	.000	1-2	.500	4	9	13	2	7-0	2	1	2	33	16.5	17	
Williams	2-0	39	15-21	.714	0-0	—	0-2	.000	6	8	14	1	9-0	0	0	0	30	15.0	16	
Chriss	2-2	55	9-13	.692	3-4	.750	1-3	.333	1	8	9	5	7-0	2	3	3	22	11.0	17	
Tucker	1-0	34	2-5	.400	1-3	.333	2-2	1.000	1	6	7	2	2-0	3	1	0	7	7.0	7	
Chandler	1-1	12	3-4	.750	0-0	—	0-0	—	1	4	5	2	1-0	0	1	0	6	6.0	6	
Jones	1-0	14	2-4	.500	0-0	—	2-2	1.000	1	1	2	2	0-0	0	1	0	6	6.0	6	
Knight	1-0	15	3-6	.500	0-2	.000	0-0	—	1	2	3	3	0-0	0	1	0	6	6.0	6	
Barbosa	2-0	29	4-12	.333	2-6	.333	1-1	1.000	0	3	3	3	2-0	1	0	1	11	5.5	8	
Dudley	2-0	34	3-8	.375	3-6	.500	0-0	—	1	2	3	2	2-0	0	0	0	9	4.5	6	
Len	1-1	35	2-6	.333	0-1	.000	0-2	.000	1	6	7	1	4-0	0	3	2	4	4.0	4	
Utis	2-0	15	4-5	.800	0-0	—	0-0	—	0	2	2	6	0-0	1	1	0	8	4.0	6	
Price	1-0	2	0-0	—	0-0	—	0-0	—	0	0	0	0	0-0	0	0	0	0	0.0	0	
<b>SUNS</b>	<b>2</b>	<b>505</b>	<b>97-188</b>	<b>.516</b>	<b>16-43</b>	<b>.372</b>	<b>26-38</b>	<b>.684</b>	<b>21</b>	<b>65</b>	<b>86</b>	<b>52</b>	<b>41-0</b>	<b>12</b>	<b>27</b>	<b>14</b>	<b>236</b>	<b>118.0</b>	<b>121</b>	

PLAYER	G-GS	MIN	FG-FGA	PCT	3FG-FGA	PCT	FT-FTA	PCT	OFF	DEF	TOT	AST	PF	DQ	STL	TO	BLK	PTS	AVG	HI
Butler	2-2	74	14-37	.378	1-7	.143	13-15	.867	4	2	6	15	5-0	6	5	0	42	21.0	22	
Wade	2-2	61	15-33	.455	1-4	.250	10-11	.909	3	7	10	6	5-0	2	3	4	41	20.5	23	
Lopez	2-2	60	13-24	.542	0-0	—	5-5	1.000	6	7	13	0	5-0	0	1	1	31	15.5	19	
Mirotic	2-0	51	7-16	.438	5-11	.455	6-7	.857	0	12	12	4	3-0	1	4	1	25	12.5	20	
McDermott	1-0	20	4-6	.667	1-3	.333	2-2	1.000	0	1	1	0	1-0	0	0	0	11	11.0	11	
Morrow (TOT)	1-1	21	4-6	.667	3-4	.750	0-0	—	0	0	0	0	0-0	2	0	0	11	11.0	11	
Gibson	1-1	26	5-10	.500	0-0	—	0-0	—	1	5	6	0	1-0	0	2	0	10	10.0	10	
Valentine	2-0	50	7-13	.538	5-10	.500	0-2	.000	0	7	7	5	2-0	4	4	0	19	9.5	15	
Portis	2-1	21	5-12	.417	1-1	1.000	2-2	1.000	3	5	8	2	2-0	1	0	0	13	6.5	9	
Grant	2-1	33	3-7	.429	2-4	.500	2-5	.400	1	4	5	2	5-0	4	0	0	10	5.0	7	
Rondo	2-0	51	4-9	.444	1-3	.333	0-0	—	2	5	7	12	4-0	3	3	1	9	4.5	6	
Felicio	2-0	39	3-9	.333	0-0	—	2-4	.500	3	9	12	2	3-0	0	2	8	4.0	5		
Carter-Williams	2-1	16	3-8	.375	0-2	.000	0-0	—	0	0	0	2	1-0	0	1	0	6	3.0	4	
Canaan	1-0	4	0-0	—	0-0	—	0-0	—	0	0	0	1	0-0	0	0	0	0	0.0	0	
Lauvergne (TOT)	1-0	6	0-0	—	0-0	—	0-0	—	2	0	2	1	2-0	0	0	0	0	0.0	0	
<b>BULLS</b>	<b>2</b>	<b>505</b>	<b>83-184</b>	<b>.451</b>	<b>17-45</b>	<b>.378</b>	<b>42-53</b>	<b>.792</b>	<b>23</b>	<b>64</b>	<b>87</b>	<b>51</b>	<b>37-0</b>	<b>21</b>	<b>23</b>	<b>9</b>	<b>225</b>	<b>112.5</b>	<b>128</b>	



# Cleveland Cavaliers



**One Center Court**  
**Cleveland, OH 44115-4001**  
**(216) 420-2000**  
**Fax: (216) 420-2260**  
**www.cavs.com**

**2017-2018 vs. Suns:**

March 13 at Phoenix  
 March 23 at Cleveland

**2016-2017 Finish:**

**51-31 (.622)**

First in Central Division

**Playoffs:**

Defeated Indiana 4-0  
 Defeated Toronto 4-0  
 Defeated Boston 4-1  
 Lost to Golden State 4-1

<b>Majority Owner/Chairman</b>	Dan Gilbert
<b>General Manager</b>	Koby Altman
<b>Head Coach</b>	Tyronn Lue
<b>Assistant Coaches</b>	Jim Boylan, Mike Longabardi, James Posey, Damon Jones, Phil Handy
<b>Head Athletic Trainer</b>	Steve Spiro
<b>Sr. Vice President, Communications</b>	Tad Carper
<b>Director of Basketball Communications</b>	B.J. Evans
<b>Basketball Communications Sr. Manager</b>	Jeff Schaefer
<b>Basketball Communications Coordinator</b>	Cherome Owens
<b>Basketball Communications Assistant</b>	Alyssa Dombrowski
<b>Home Court</b>	Quicken Loans Arena (20,562, built in 1994)
<b>Team Colors</b>	Wine, Gold
<b>Radio</b>	WTAM (1100 AM) John Michael, Jim Chones, Mike Snyder LA MEGA (87.7 FM Spanish) Rafael Hernandez Brito
<b>TV</b>	Fox Sports Ohio (Cable) Fred McLeod, Austin Carr, Allie Clifton

**2016-2017 Regular Season Stats – Suns vs. Cavaliers**

PLAYER	G-GS	MIN	FG-FGA	PCT	3FG-FGA	PCT	FT-FTA	PCT	OFF	DEF	TOT	AST	PF	DQ	STL	TO	BLK	PTS	AVG	HI
Bledsoe	2-2	77	19-38	.500	6-13	.462	9-10	.900	2	6	8	17	6-0	6	7	1	53	26.5	31	
Booker	2-2	82	16-37	.432	2-11	.182	15-18	.833	4	8	12	12	5-0	2	6	0	49	24.5	28	
Warren	2-2	67	15-21	.714	1-4	.250	2-4	.500	3	3	6	3	4-0	5	1	1	33	16.5	18	
Chandler	2-2	62	13-21	.619	0-0	—	6-8	.750	12	19	31	1	4-0	0	2	2	32	16.0	22	
Chris	2-2	55	7-18	.389	1-2	.500	3-4	.750	3	4	7	5	6-0	2	1	3	18	9.0	12	
Tucker	2-0	58	5-11	.455	0-3	.000	2-2	1.000	0	9	9	4	5-0	4	2	0	12	6.0	10	
Bender	2-0	29	3-10	.300	2-8	.250	0-0	—	3	1	4	2	4-0	1	2	2	8	4.0	5	
Knight	2-0	18	1-7	.143	1-4	.250	3-4	.750	1	0	1	1	4-0	1	2	0	6	3.0	3	
Len	2-0	14	3-6	.500	0-0	—	0-0	—	0	3	3	0	0-0	0	0	2	6	3.0	4	
Ulis	1-0	10	1-3	.333	0-1	.000	0-0	—	0	1	1	0	1-0	1	2	0	2	2.0	2	
Barbosa	2-0	8	0-0	—	0-0	—	0-0	—	0	0	0	1	2-0	0	3	0	0	0.0	0	
<b>SUNS</b>	<b>2</b>	<b>480</b>	<b>83-172</b>	<b>.483</b>	<b>13-46</b>	<b>.283</b>	<b>40-50</b>	<b>.800</b>	<b>28</b>	<b>54</b>	<b>82</b>	<b>46</b>	<b>41-0</b>	<b>22</b>	<b>30</b>	<b>11</b>	<b>219</b>	<b>109.5</b>	<b>116</b>	
PLAYER	G-GS	MIN	FG-FGA	PCT	3FG-FGA	PCT	FT-FTA	PCT	OFF	DEF	TOT	AST	PF	DQ	STL	TO	BLK	PTS	AVG	HI
Irving	2-2	73	20-40	.500	6-14	.429	7-8	.875	1	3	4	11	2-0	3	9	0	53	26.5	27	
Love	1-1	36	8-17	.471	3-10	.300	6-6	1.000	5	5	10	1	1-0	0	1	1	25	25.0	25	
James	2-2	79	19-29	.655	2-6	.333	9-14	.643	3	14	17	19	5-0	2	11	2	49	24.5	28	
Dero. Williams (TOT)	2-2	65	17-29	.586	6-10	.600	3-6	.500	1	5	6	18	6-0	0	4	0	43	21.5	23	
Frye	2-0	48	10-19	.526	6-14	.429	2-2	1.000	2	12	14	2	6-0	1	0	0	28	14.0	18	
J. Jones	1-1	20	5-8	.625	4-6	.667	0-0	—	0	0	0	2	3-0	0	2	1	14	14.0	14	
Shumpert	2-1	56	10-15	.667	7-10	.700	0-0	—	1	4	5	2	5-0	2	0	3	27	13.5	17	
Korver (TOT)	2-1	41	4-12	.333	4-10	.400	0-0	—	0	6	6	1	3-0	2	2	1	12	6.0	9	
Korver (CLE)	1-0	25	3-10	.300	3-9	.333	0-0	—	0	5	5	0	1-0	2	2	0	9	9.0	9	
Liggins	2-1	43	4-7	.571	2-3	.667	2-2	1.000	0	1	1	2	3-0	4	2	2	12	6.0	7	
Thompson	2-2	48	3-10	.300	0-0	—	4-6	.667	4	12	16	2	5-0	0	2	2	10	5.0	8	
R. Jefferson	2-0	42	3-8	.375	1-4	.250	0-0	—	1	1	2	3	4-0	1	3	0	7	3.5	4	
Derr. Williams (TOT)	1-0	24	0-7	.000	0-1	.000	3-4	.750	2	2	4	1	3-0	1	0	0	3	3.0	3	
Felder	2-0	10	2-4	.500	0-0	—	0-0	—	0	0	0	0	1-0	0	0	0	4	2.0	2	
Bogut (TOT)	1-0	20	0-0	—	0-0	—	0-0	—	0	0	0	2	5-0	2	0	1	0	0.0	0	
McRae	1-0	2	0-0	—	0-0	—	0-0	—	0	0	0	0	0-0	0	0	0	0	0.0	0	
<b>CAVALIERS</b>	<b>2</b>	<b>480</b>	<b>87-167</b>	<b>.521</b>	<b>34-76</b>	<b>.447</b>	<b>30-38</b>	<b>.789</b>	<b>17</b>	<b>57</b>	<b>74</b>	<b>44</b>	<b>36-0</b>	<b>15</b>	<b>32</b>	<b>11</b>	<b>238</b>	<b>119.0</b>	<b>120</b>	

Cleveland Cavaliers

## Series Scores & Summary

Date	Site	Final	W/L	Date	Site	Final	W/L	Date	Site	Final	W/L	Date	Site	Final	W/L
10/23/70	Phx	108-104	W	3/3/76	Phx	108-92	W	11/8/84	Phx	112-111	W	1/14/96	Phx	74-89	L
11/22/70	Clev	114-99	W	3/13/76	Clev	77-99	L	1/5/85	Clev	106-111	L	2/2/96	Clev	85-107	L
2/6/71	Phx	119-91	W	11/13/76	Phx	90-103	L	1/20/86	Clev	93-108	L	1/2/97	Clev	94-103	L
2/12/71	Clev	114-105	W	1/15/77	Phx	94-79	W	3/5/86	Phx	100-115	L	2/21/97	Phx	94-88	W
11/5/71	Clev	107-87	W	2/19/77	Clev	88-92	L	3/5/87	Phx	126-102	W	12/16/97	Clev	90-103	L
11/14/71	Phx	119-105	W	11/24/77	Clev	82-97	L	3/12/87	Clev	109-116	L	1/13/98	Phx	84-102	L
1/14/72	Phx	117-107	W	1/15/78	Phx	113-104	W	1/2/88	Clev	107-120	L	3/10/99	Phx	73-86	L
2/27/72	Clev	127-125	W	3/19/78	Clev	123-112	W	2/25/88	Phx	109-103	W	1/22/00	Phx	101-88	W
11/5/72	Clev	107-106	W	11/8/78	Phx	118-96	W	1/11/89	Phx	121-124	L	2/29/00	Clev	100-93	W
11/8/72	Phx	107-99	W	11/21/78	Clev	110-108	W	1/16/89	Clev	110-126	L	3/28/01	Phx	103-94	W
1/21/73	Clev	88-111	L	2/11/79	Phx	136-101	W	12/30/89	Clev	102-110	L	4/7/01	Clev	102-98	W
3/6/73	Phx	110-102	W	3/13/79	Clev	124-120	W	3/4/90	Phx	108-96	W	3/25/02	Phx	102-96	W
12/9/73	Clev	117-106	W	11/9/79	Phx	110-106	W	1/2/91	Clev	105-83	W	4/2/02	Clev	96-101	L
1/23/74	Phx	110-103	W	2/19/80	Clev	109-128	L	1/9/91	Phx	113-105	W	11/1/02	Phx	78-74	W
2/24/74	Clev	97-101	L	1/29/81	Clev	111-115	L	2/26/92	Clev	103-100	W	12/29/02	Clev	103-84	W
3/9/74	Phx	109-100	W	3/4/81	Phx	126-106	W	3/10/92	Clev	100-102	L	10/30/03	Phx	95-86	W
11/13/74	Clev	101-104	L	2/24/82	Phx	131-97	W	1/20/93	Clev	119-123	L	3/23/04	Clev	103-86	W
12/13/74	Phx	85-84	W	3/11/82	Clev	101-95	W	2/28/93	Phx	94-101	L	11/10/04*	Clev	109-114	L
1/5/75	Clev	86-97	L	11/12/82	Phx	94-81	W	11/20/93	Phx	112-96	W	12/1/04	Phx	120-101	W
2/26/75	Phx	108-96	W	2/20/83	Clev	103-81	W	3/15/94	Clev	119-106	W	1/14/06	Phx	115-106	W
12/19/75*	Phx	124-128	L	11/16/83	Phx	115-104	W	1/12/95	Phx	96-107	L	1/29/06	Clev	106-113	L
1/17/76	Clev	85-105	L	2/15/84	Clev	90-104	L	1/30/95	Clev	89-82	W	1/11/07	Phx	109-90	W

\*Overtime

## Suns Players Career Statistics vs. Cavaliers

PLAYER	G-GS	MIN	FG-FGA	PCT	3FG-FGA	PCT	FT-FTA	PCT	OFF	DEF	TOT	AST	PF-DQ	STL	TO	BLK	PTS	AVG	HI
Bender	2-0	29	3-10	.300	2-8	.250	0-0	—	3	1	4	2	4-0	1	2	2	8	4.0	5
Bledsoe	4-4	286	43-106	.406	9-32	.281	26-31	.839	8	29	37	50	16-0	18	17	4	121	13.4	31
Booker	9-4	145	25-52	.481	3-16	.188	22-26	.846	7	11	18	20	11-0	2	11	0	75	18.8	28
Chandler	42-30	1189	152-248	.613	0-0	—	111-166	.669	120	246	366	31	123-1	20	62	64	415	9.9	23
Chriss	2-2	55	7-18	.389	1-2	.500	3-4	.750	3	4	7	5	6-0	2	1	3	18	9.0	12
Daniels	5-0	53	10-22	.455	6-15	.400	4-4	1.000	1	3	4	2	4-0	0	4	0	30	6	20
Dudley	23-9	526	59-118	.500	20-51	.392	14-23	.609	20	57	77	34	63-0	11	16	2	152	6.6	21
Knight	17-14	528	111-233	.476	38-83	.458	41-48	.854	10	62	72	78	38-0	19	31	5	301	17.7	30
Len	6-3	109	11-28	.393	0-0	—	6-8	.750	6	19	25	8	12-0	1	5	3	28	4.7	13
Millsap	1-0	21	4-9	.444	2-5	.400	2-2	1.000	2	1	3	1	5-0	1	3	0	12	12.0	12
Utis	1-0	10	1-3	.333	0-1	.000	0-0	—	0	1	1	0	1-0	1	2	0	2	2.0	2
Warren	5-2	133	33-49	.673	5-9	.556	4-8	.500	8	11	19	5	9-0	8	1	2	75	15.0	23

## Series Highlights & Top Performances

The Suns have won 22 of the last 36 meetings overall... March 12, 2009, **LeBron James** collected his first career victory in Phoenix, 119-111, tallying a triple-double with 34 points, 10 rebounds and 13 assists after losing his first five visits to the Valley... Jan. 11, 2007, **Steve Nash** dished out an NBA season-high 21 assists en route to a 109-90 win in Phoenix... **Zydrunas Ilgauskas** hauled in a series-best 22 rebounds on Nov. 1, 2002... March 10, 1999, the Suns were held to a series-low 73 points in the Cavs 86-73 win... The 73 points was also the Suns lowest offensive home total in team history... On Jan. 15, 1977 in Phoenix, **Alvan Adams** recorded a series-high seven blocks... Feb. 11, 1979 in Phoenix, **Mike Bratz** tallied a series-best eight steals in the Suns' 136-101 win... The 35-point margin of victory represents the series high.

## By The Numbers:

### Suns vs. Cleveland 2016-2017: 0-2

**1/8/17 at Phoenix:** Cavs 120, Suns 116

**1/19/17 at Cleveland:** Cavs 118, Suns 103

### All-Time Series Results:

**Suns vs. Cavs at Phoenix:** 40-15

**Suns vs. Cavs at Cleveland:** 24-30

**Suns vs. Cavs overall:** 64-45

**Suns largest margin of victory:** 35 (136-101, 2/11/79)

**Suns high point total:** 136 (2/11/79)

**Suns low point total:** 73 (3/10/99)

**Cavs largest margin of victory:** 23 (111-88, 1/2/73)

**Cavs high point total:** 128 (12/19/75\*, 2/19/80)

**Cavs low point total:** 74 (11/1/02)

	HOME	AWAY
<b>Suns last win:</b>	1/13/15 (107-100)	1/26/14 (99-90)
<b>Suns last loss:</b>	1/8/17 (120-116)	1/19/17 (118-103)
<b>Streaks:</b>	Lost two	Lost three

# Dallas Mavericks



**American Airlines Center**  
**2500 Victory Avenue**  
**Dallas, TX 75219**  
**(214) 665-4660**  
**Fax: (214) 665-4661**  
**www.mavs.com**

**2017-2018 vs. Suns:**

December 18 at Dallas  
 January 31 at Phoenix  
 April 10 at Dallas

**2016-2017 Finish:**

**33-49 (.402)**  
 Fifth in Southwest Division

**Playoffs:**

Did not qualify

<b>Owner</b>	Mark Cuban
<b>President of Basketball Operations/GM</b>	Donn Nelson
<b>Head Coach</b>	Rick Carlisle
<b>Assistant Coaches</b>	Melvin Hunt, Kaleb Canales, Jamahl Mosley, Darrell Armstrong, Larry Shyatt
<b>Head Athletic Trainer</b>	Casey Smith
<b>VP of Basketball Communications</b>	Sarah Melton
<b>Director of Basketball Communications</b>	Scott Tomlin
<b>Basketball Communications Manager</b>	Alan Rakowski
<b>Home Court</b>	American Airlines Center (19,200, built in 2001)
<b>Team Colors</b>	Blue, Black, Silver
<b>Radio</b>	ESPN Radio (103.3 FM) Chuck Cooperstein, Brad Davis KFLC Radio (1270 AM Spanish) Victor Villalba
<b>TV</b>	FOX Sports Southwest Mark Followill, Derek Harper, Jeff Wade

**2016-2017 Regular Season Stats – Suns vs. Mavericks**

PLAYER	G-GS	MIN	FG-FGA	PCT	3FG-FGA	PCT	FT-FTA	PCT	OFF	DEF	TOT	AST	PF-DQ	STL	TO	BLK	PTS	AVG	HI
Booker	4-4	130	43-72	.597	12-19	.632	20-23	.870	1	9	10	8	9-0	1	14	1	118	29.5	39
Bledsoe	3-3	89	15-36	.417	3-12	.250	16-17	.941	1	7	8	18	9-0	3	11	2	49	16.3	26
Warren	4-4	114	22-42	.524	2-6	.333	8-10	.800	5	18	23	4	13-0	2	0	1	54	13.5	21
Len	3-1	56	14-23	.609	0-0	—	7-9	.778	8	12	20	1	4-0	0	4	4	35	11.7	14
Williams	2-0	39	9-14	.643	0-0	—	5-7	.714	1	7	8	2	3-0	0	1	1	23	11.5	13
Knight	2-0	45	8-20	.400	1-2	.500	5-5	1.000	2	1	3	3	4-0	1	1	0	22	11.0	17
Ulis	3-1	68	11-27	.407	2-5	.400	4-4	1.000	1	5	6	15	2-0	1	3	2	28	9.3	20
Chandler	2-2	66	6-10	.600	0-0	—	5-8	.625	11	26	37	3	2-0	0	2	1	17	8.5	14
Jones	2-1	54	6-14	.429	1-2	.500	4-4	1.000	3	7	10	1	8-0	3	3	0	17	8.5	15
Chris	4-4	82	9-16	.563	5-7	.714	6-6	1.000	1	22	23	5	11-0	0	5	3	29	7.3	13
Bender	3-0	56	5-14	.357	2-9	.222	2-2	1.000	3	7	10	3	6-0	1	6	2	14	4.7	9
Dudley	2-0	24	2-5	.400	2-5	.400	3-4	.750	0	2	2	1	0-0	2	1	0	9	4.5	7
Barbosa	3-0	46	5-17	.294	1-3	.333	2-2	1.000	0	3	3	4	7-2	2	2	0	13	4.3	5
Tucker	2-0	60	3-11	.273	0-3	.000	0-0	—	7	10	17	2	2-0	1	3	1	6	3.0	4
Millsap	1-0	12	0-5	.000	0-2	.000	0-0	—	0	2	2	1	2-0	0	1	0	0	0.0	0
Price	1-0	19	0-0	—	0-0	—	0-0	—	0	1	1	3	2-0	0	0	0	0	0.0	0
<b>SUNS</b>	<b>4</b>	<b>960</b>	<b>158-326</b>	<b>.485</b>	<b>31-75</b>	<b>.413</b>	<b>87-101</b>	<b>.861</b>	<b>44</b>	<b>139</b>	<b>183</b>	<b>74</b>	<b>86-0</b>	<b>17</b>	<b>59</b>	<b>18</b>	<b>434</b>	<b>108.5</b>	<b>124</b>
PLAYER	G-GS	MIN	FG-FGA	PCT	3FG-FGA	PCT	FT-FTA	PCT	OFF	DEF	TOT	AST	PF-DQ	STL	TO	BLK	PTS	AVG	HI
Williams	2-2	65	17-29	.586	6-10	.600	3-6	.500	1	5	6	18	6-0	0	4	0	43	21.5	23
Barnes	3-3	112	23-46	.500	1-5	.200	17-20	.850	6	11	17	8	3-0	3	1	2	64	21.3	23
Nowitzki	4-4	109	26-55	.473	8-16	.500	5-6	.833	2	25	27	9	11-0	0	3	2	65	16.3	23
Ferrell (TOT)	3-2	72	12-26	.462	4-11	.364	8-8	1.000	2	3	5	7	6-0	1	2	1	36	12.0	21
Ferrell (DAL)	2-2	59	11-23	.478	4-9	.444	8-8	1.000	2	2	4	5	5-0	1	2	0	34	17.0	21
Uthoff	1-0	27	4-8	.500	2-3	.667	2-3	.667	5	4	9	1	3-0	1	1	0	12	12.0	12
Curry	3-2	83	11-22	.500	4-10	.400	5-6	.833	0	8	8	4	6-0	3	4	2	31	10.3	16
Matthews	4-4	128	14-42	.333	7-28	.250	6-6	1.000	3	7	10	12	9-0	3	5	2	41	10.3	18
D. Harris	4-0	68	9-21	.429	8-16	.500	11-14	.786	0	8	8	5	6-0	1	5	1	37	9.3	14
Powell	4-0	67	13-26	.500	4-8	.500	5-7	.714	5	13	18	2	5-0	4	5	4	35	8.8	21
Liggins (TOT)	2-1	43	4-7	.571	2-3	.667	2-2	1.000	0	1	1	2	3-0	4	2	2	12	6.0	7
Brussino	2-0	43	4-14	.286	2-12	.167	1-2	.500	1	6	7	6	4-0	1	1	0	11	5.5	11
Hammons	1-0	19	2-7	.286	0-1	.000	1-2	.500	0	1	1	0	2-0	0	1	1	5	5.0	5
Finney-Smith	4-2	70	6-18	.333	2-6	.333	4-4	1.000	10	8	18	4	7-0	1	1	1	18	4.5	6
Mejri	3-0	41	4-6	.667	0-0	—	3-4	.750	5	12	17	0	5-0	2	2	4	11	3.7	5
Barea	2-0	35	3-17	.176	1-9	.111	0-0	—	1	2	3	9	1-0	1	6	0	7	3.5	5
Noel (TOT)	2-1	20	2-3	.667	0-0	—	3-5	.600	1	1	2	3	3-0	1	1	1	7	3.5	4
Noel (DAL)	1-1	9	1-2	.500	0-0	—	1-1	1.000	1	0	1	2	1-0	1	0	0	3	3.0	3
Anderson	1-0	2	0-1	.000	0-1	.000	0-0	—	0	1	1	0	0-0	0	0	0	0	0.0	0
Bogut	1-0	20	0-0	—	0-0	—	0-0	—	0	0	0	2	5-0	2	0	1	0	0.0	0
Jackson	1-0	2	0-2	.000	0-0	—	0-0	—	0	0	0	0	1-0	0	1	0	0	0.0	0
<b>MAVERICKS</b>	<b>4</b>	<b>960</b>	<b>148-339</b>	<b>.437</b>	<b>49-134</b>	<b>.366</b>	<b>72-89</b>	<b>.809</b>	<b>42</b>	<b>113</b>	<b>155</b>	<b>87</b>	<b>80-0</b>	<b>24</b>	<b>44</b>	<b>20</b>	<b>417</b>	<b>104.3</b>	<b>113</b>





# Denver Nuggets



**Pepsi Center**  
**1000 Chopper Circle**  
**Denver, CO 80204**  
**(303) 405-1100**  
**Fax: (303) 893-3203**  
**www.nuggets.com**

**2017-2018 vs. Suns:**

January 3 at Denver  
 January 19 at Denver  
 February 10 at Phoenix

**2016-2017 Finish:**

**40-42 (.488)**  
 Fourth in Northwest Division

**Playoffs:**

Did not qualify

<b>Owner</b>	E. Stanley Kroenke
<b>President &amp; Governor</b>	Josh Kroenke
<b>President of Basketball Operations</b>	Tim Connelly
<b>General Manager</b>	Arturas Karnisovas
<b>Head Coach</b>	Michael Malone
<b>Assistant Coaches</b>	Wes Unseld Jr., David Adelman, Micah Nori, Jordi Fernandez, Bob Weiss, Ryan Bowen
<b>Head Athletic Trainer</b>	Dan Shimensky
<b>Director, Media Relations</b>	Tim Gelt
<b>Assistant Director, Media Relations</b>	Nick O'Hayre
<b>Coordinator, Media Relations</b>	Cody Wise
<b>Assistant, Media Relations</b>	Steven Blevins
<b>Home Court</b>	Pepsi Center (19,718, built in 1999)
<b>Team Colors</b>	Gold, Blue
<b>Radio</b>	Altitude Radio Network (950 AM) Jason Kosmicki
<b>TV</b>	Altitude Sports & Entertainment Chris Marlowe, Scott Hastings, Ally Sturm

**2016-2017 Regular Season Stats – Suns vs. Nuggets**

PLAYER	G-GS	MIN	FG-FGA	PCT	3FG-FGA	PCT	FT-FTA	PCT	OFF	DEF	TOT	AST	PF	DQ	STL	TO	BLK	PTS	AVG	HI
Bledsoe	4-4	148	33-73	.452	10-24	.417	36-41	.878	5	14	19	23	14-0	7	13	2	112	28.0	41	
Booker	4-4	141	38-78	.487	7-21	.333	18-25	.720	2	9	11	14	16-0	4	13	1	101	25.3	30	
Knight	4-0	90	23-49	.469	4-10	.400	12-17	.706	2	6	8	11	5-0	1	6	1	62	15.5	32	
Warren	3-3	79	14-37	.378	3-7	.429	4-4	1.000	5	9	14	0	11-0	2	2	1	35	11.7	21	
Tucker	4-1	138	15-35	.429	8-16	.500	6-7	.857	6	21	27	7	15-0	3	1	0	44	11.0	21	
Chandler	4-4	122	15-18	.833	0-0	—	4-6	.667	7	30	37	1	8-0	5	3	4	34	8.5	15	
Barbosa	4-0	51	12-20	.600	1-2	.500	0-0	—	0	5	5	5	5-0	2	3	0	25	6.3	12	
Len	4-0	69	5-15	.333	0-0	—	6-7	.857	5	14	19	2	15-0	1	2	4	16	4.0	7	
Chriss	4-4	47	6-10	.600	1-3	.333	0-3	.000	0	4	4	0	17-0	4	2	2	13	3.3	5	
Dudley	3-0	47	3-7	.429	1-5	.200	1-2	.500	1	4	5	2	7-0	1	1	0	8	2.7	6	
Bender	2-0	16	0-3	.000	0-2	.000	0-0	—	0	1	1	1	1-0	0	2	0	0	0.0	0	
Utis	1-0	4	0-0	—	0-0	—	0-0	—	0	0	0	0	0-0	0	0	0	0	0.0	0	
Williams	3-0	7	0-3	.000	0-0	—	0-2	.000	2	0	2	0	1-0	0	0	1	0	0.0	0	
<b>SUNS</b>	<b>4</b>	<b>960</b>	<b>164-348</b>	<b>.471</b>	<b>35-90</b>	<b>.389</b>	<b>87-114</b>	<b>.763</b>	<b>35</b>	<b>117</b>	<b>152</b>	<b>66</b>	<b>115-0</b>	<b>30</b>	<b>49</b>	<b>16</b>	<b>450</b>	<b>112.5</b>	<b>120</b>	
PLAYER	G-GS	MIN	FG-FGA	PCT	3FG-FGA	PCT	FT-FTA	PCT	OFF	DEF	TOT	AST	PF	DQ	STL	TO	BLK	PTS	AVG	HI
Gallinari	3-3	111	20-43	.465	6-16	.375	29-32	.906	3	17	20	4	2-0	1	3	2	75	25.0	32	
Faried	4-4	112	23-37	.622	0-0	—	24-28	.857	15	29	44	3	12-0	8	6	3	70	17.5	21	
Jokic	3-1	86	18-33	.545	1-4	.250	15-17	.882	11	16	27	13	7-0	1	5	3	52	17.3	29	
Chandler	4-1	128	23-55	.418	6-12	.500	16-17	.941	9	22	31	12	6-0	5	4	1	68	17.0	28	
Mudray	2-2	74	12-30	.400	1-5	.200	9-11	.818	3	6	9	12	5-0	2	2	0	34	17.0	19	
Nelson	4-4	137	26-45	.578	8-20	.400	8-9	.889	0	10	10	20	18-0	3	8	1	68	17.0	21	
Harris	2-2	63	8-24	.333	3-10	.300	4-5	.800	2	6	8	5	5-0	3	3	2	23	11.5	15	
Barton	2-0	46	8-12	.667	1-3	.333	5-6	.833	2	5	7	7	6-0	1	5	0	22	11.0	16	
Murray	4-0	71	14-29	.483	5-11	.455	7-7	1.000	2	5	7	5	7-0	0	3	1	40	10.0	18	
Plumlee (TOT)	2-2	53	7-17	.412	0-0	—	0-2	.000	2	15	17	9	4-0	0	2	3	14	7.0	10	
Arthur	3-0	51	7-18	.389	5-9	.556	0-0	—	2	4	6	2	9-0	0	2	0	19	6.3	8	
Nurkic	3-3	47	6-15	.400	0-0	—	1-1	1.000	3	13	16	6	7-0	0	8	1	13	4.3	8	
Hernangomez	1-0	10	1-1	1.000	1-1	1.000	0-0	—	0	3	3	0	2-0	0	1	0	3	3.0	3	
Beasley	2-0	7	1-5	.200	1-3	.333	0-0	—	0	1	1	0	0-0	0	0	0	3	1.5	3	
Gee	2-0	17	0-1	.000	0-0	—	0-0	—	0	3	3	1	3-0	1	2	0	0	0.0	0	
<b>NUGGETS</b>	<b>4</b>	<b>960</b>	<b>167-348</b>	<b>.480</b>	<b>38-94</b>	<b>.404</b>	<b>118-133</b>	<b>.887</b>	<b>52</b>	<b>140</b>	<b>192</b>	<b>90</b>	<b>89-0</b>	<b>25</b>	<b>56</b>	<b>14</b>	<b>490</b>	<b>122.5</b>	<b>127</b>	



# Detroit Pistons



**6 Championship Drive  
Auburn Hills, MI 48326  
(248) 377-0100  
Fax: (248) 377-3260  
www.pistons.com**

**2017-2018 vs. Suns:**

November 29 at Detroit  
March 20 at Phoenix

**2016-2017 Finish:**

**37-45 (.451)**

Fifth in Central Division

**Playoffs:**

Did not qualify

<b>Principal Owner</b>	Tom Gores
<b>Pres. of Basketball Operations/Head Coach</b>	Stan Van Gundy
<b>General Manager</b>	Jeff Bower
<b>Associate Head Coach</b>	Bob Beyer
<b>Assistant Coaches</b>	Malik Allen, Tim Hardaway, Chales Klasky, Rex Walters, Aaron Gray
<b>Head Athletic Trainer</b>	Jon Ishop
<b>Vice President, Public Relations</b>	Kevin Grigg
<b>Sr. Director, Public Relations</b>	Cletus Lewis
<b>Managers, Public Relations</b>	Michelle Fikany Michael Horan
<b>Home Court</b>	Little Caesars Arena (21,000, built in 2017)
<b>Team Colors</b>	Red, White, Blue
<b>Radio</b>	WMGC (105.1 FM) George Blaha, Mark Champion, Rick Mahorn
<b>TV</b>	FS Detroit (Cable) George Blaha, Greg Kelsner

**2016-2017 Regular Season Stats – Suns vs. Pistons**

PLAYER	G-GS	MIN	FG-FGA	PCT	3FG-FGA	PCT	FT-FTA	PCT	OFF	DEF	TOT	AST	PF-DQ	STL	TO	BLK	PTS	AVG	HI
Bledsoe	1-1	35	8-15	.533	1-2	.500	4-4	1.000	1	10	11	8	2-0	0	5	0	21	21.0	21
Utis	1-1	43	7-24	.292	0-5	.000	3-4	.750	0	3	3	11	3-0	3	2	0	17	17.0	17
Warren	2-2	82	13-33	.394	1-4	.250	6-7	.857	4	5	9	2	6-0	3	2	3	33	16.5	18
Dudley	2-0	52	10-16	.625	5-9	.556	3-4	.750	1	9	10	2	3-0	2	2	2	28	14.0	19
Knight	1-0	17	5-9	.556	1-2	.500	3-3	1.000	0	1	1	3	0-0	0	3	0	14	14.0	14
Len	2-2	58	12-21	.571	1-2	.500	2-10	.200	5	16	21	1	8-0	3	1	1	27	13.5	16
Eddie	1-0	29	3-8	.375	2-7	.286	5-5	1.000	0	2	2	0	1-0	0	0	0	13	13.0	13
Booker	1-1	33	3-9	.333	1-5	.200	4-5	.800	0	2	2	4	2-0	1	3	2	11	11.0	11
Williams	1-0	26	4-11	.364	0-0	—	3-5	.600	0	12	12	2	3-0	2	0	1	11	11.0	11
Chris	2-2	40	5-17	.294	1-4	.250	5-6	.833	3	9	12	1	6-0	1	2	0	16	8.0	16
Barbosa	1-0	8	2-3	.667	1-1	1.000	0-0	—	1	1	2	1	0-0	0	0	0	5	5.0	5
Jones	1-1	26	1-9	.111	0-0	—	1-3	.333	3	2	5	0	1-0	0	0	1	3	3.0	3
Tucker	1-0	20	0-4	.000	0-1	.000	3-4	.750	3	3	6	1	2-0	2	0	0	3	3.0	3
Bender	1-0	8	0-4	.000	0-2	.000	0-0	—	0	0	0	0	4-0	0	1	0	0	0.0	0
<b>SUNS</b>	<b>2</b>	<b>480</b>	<b>73-183</b>	<b>.399</b>	<b>14-44</b>	<b>.318</b>	<b>42-60</b>	<b>.700</b>	<b>21</b>	<b>75</b>	<b>96</b>	<b>36</b>	<b>41-0</b>	<b>17</b>	<b>22</b>	<b>10</b>	<b>202</b>	<b>101.0</b>	<b>107</b>

PLAYER	G-GS	MIN	FG-FGA	PCT	3FG-FGA	PCT	FT-FTA	PCT	OFF	DEF	TOT	AST	PF-DQ	STL	TO	BLK	PTS	AVG	HI
Caldwell-Pope	2-2	75	17-36	.472	10-19	.526	6-7	.857	1	8	9	9	3-0	1	2	0	50	25.0	27
Drummond	2-2	63	14-23	.609	0-0	—	8-17	.471	8	24	32	6	8-0	1	5	3	36	18.0	18
Morris	2-2	76	11-22	.500	3-7	.429	7-8	.875	1	7	8	5	5-0	2	0	3	32	16.0	16
Jackson	1-1	25	5-15	.333	2-4	.500	2-2	1.000	0	2	2	4	4-0	1	2	0	14	14.0	14
Lever	2-0	49	7-18	.389	3-5	.600	4-4	1.000	3	13	16	3	8-0	1	2	0	21	10.5	11
Harris	2-2	66	5-22	.227	2-5	.400	5-6	.833	0	7	7	2	4-0	1	3	3	17	8.5	9
Baynes	2-0	31	5-9	.556	0-0	—	6-7	.857	6	13	19	0	7-0	1	0	0	16	8.0	13
Smith	2-1	55	5-22	.227	1-2	.500	4-6	.667	1	5	6	13	2-0	4	3	3	15	7.5	9
Marjanovic	1-0	2	1-1	1.000	0-0	—	2-2	1.000	0	0	0	1	0-0	0	0	0	4	4.0	4
Johnson	2-0	13	2-5	.400	0-2	.000	2-2	1.000	0	0	0	0	2-0	1	0	0	6	3.0	6
Udrih	1-0	16	0-5	.000	0-1	.000	1-1	1.000	0	1	1	3	2-0	1	2	0	1	1.0	1
Bullock	1-0	8	0-3	.000	0-2	.000	0-0	—	1	3	4	0	0-0	0	0	0	0	0.0	0
Hilliard	1-0	2	0-0	—	0-0	—	0-0	—	0	0	0	0	0-0	0	0	0	0	0.0	0
<b>PISTONS</b>	<b>2</b>	<b>480</b>	<b>72-181</b>	<b>.398</b>	<b>21-47</b>	<b>.447</b>	<b>47-62</b>	<b>.758</b>	<b>21</b>	<b>83</b>	<b>104</b>	<b>46</b>	<b>45-0</b>	<b>13</b>	<b>24</b>	<b>9</b>	<b>212</b>	<b>106.0</b>	<b>112</b>



# Golden State Warriors



**1011 Broadway  
Oakland, CA 94607  
(510) 986-2200  
Fax: (510) 638-9738  
www.warriors.com**

**2017-2018 vs. Suns:**

February 12 at Golden State  
March 17 at Phoenix  
April 1 at Golden State  
April 8 at Phoenix

**2016-2017 Finish:**

**67-15 (.817)**  
First in Pacific Division

**Playoffs:**

Defeated Portland 4-0  
Defeated Utah 4-0  
Defeated San Antonio 4-0  
Defeated Cleveland 4-1

<b>Owner &amp; CEO</b>	Joe Jacob
<b>Owner</b>	Peter Guber
<b>President &amp; COO</b>	Rick Welts
<b>Pres. of Basketball Operations/GM</b>	Bob Myers
<b>Head Coach</b>	Steve Kerr
<b>Assistant Coaches</b>	Ron Adams, Mike Brown, Jarron Collins, Chris DeMarco, Bruce Fraser, Willie Green
<b>Head Athletic Trainer</b>	Drew Yoder
<b>Vice President, Communications</b>	Raymond Ridder
<b>Director, Basketball Communications</b>	Michael Ravina
<b>Director, Public Relations</b>	Brett Winkler
<b>Dir., Publications &amp; Stat Information</b>	Darryl Arata
<b>Assistant, Public Relations</b>	Cole Lawrence
<b>Home Court</b>	Oracle Arena (19,596 built in 1997)
<b>Team Colors</b>	Warriors Royal Blue, California Golden Yellow
<b>Radio</b>	KGMZ (95.7 FM) Tim Rye
<b>TV</b>	Comcast SportsNet Bay Area (Cable) Bob Fitzgerald, Jim Barnett, Rosalyn Gold-Onwude

**2016-2017 Regular Season Stats – Suns vs. Warriors**

PLAYER	G-GS	MIN	FG-FGA	PCT	3FG-FGA	PCT	FT-FTA	PCT	OFF	DEF	TOT	AST	PF-DQ	STL	TO	BLK	PTS	AVG	HI
Bledsoe	3-3	94	23-43	.535	7-15	.467	15-18	.833	1	12	13	15	7-0	6	1	0	68	22.7	27
Warren	3-3	93	24-47	.511	2-6	.333	4-4	1.000	5	6	11	6	8-0	6	2	1	54	18.0	26
Booker	4-4	135	24-71	.338	5-21	.238	15-18	.833	3	5	8	15	8-0	5	7	2	68	17.0	21
Dudley	4-1	104	17-34	.500	8-17	.471	2-4	.500	1	13	14	15	11-0	6	8	1	44	11.0	19
Knight	3-0	73	12-32	.375	2-9	.222	7-8	.875	1	3	4	8	8-0	3	7	0	33	11.0	14
Jones	1-0	21	4-8	.500	0-2	.000	1-2	.500	3	2	5	0	0-0	0	0	0	9	9.0	9
Williams	2-0	30	6-12	.500	0-0	—	6-10	.600	8	10	18	0	6-0	5	1	0	18	9.0	16
Ulis	3-1	49	9-24	.375	3-8	.375	3-6	.500	4	2	6	8	4-0	0	4	0	24	8.0	20
Chris	4-3	80	12-28	.429	2-9	.222	4-4	1.000	6	19	25	6	17-1	3	8	2	30	7.5	11
Len	4-2	66	10-21	.476	0-0	—	8-10	.800	4	15	19	6	15-0	1	5	3	28	7.0	9
Barbosa	3-0	36	8-16	.500	1-3	.333	1-2	.500	1	3	4	7	2-0	0	1	0	18	6.0	11
Tucker	3-1	63	7-17	.412	1-7	.143	2-6	.333	7	11	18	3	9-0	3	3	1	17	5.7	9
Chandler	2-2	48	4-6	.667	0-0	—	2-4	.500	7	20	27	3	6-0	1	5	0	10	5.0	8
Bender	4-0	53	6-13	.462	3-9	.333	0-0	—	2	5	7	1	4-0	0	1	2	15	3.8	10
Jenkins	1-0	4	1-2	.500	0-0	—	0-0	—	0	0	0	1	0-0	0	0	0	2	2.0	2
Price	1-0	10	0-0	—	0-0	—	2-2	1.000	0	0	0	2	1-0	2	1	1	2	2.0	2
<b>SUNS</b>	<b>4</b>	<b>960</b>	<b>167-374</b>	<b>.447</b>	<b>34-106</b>	<b>.321</b>	<b>72-98</b>	<b>.735</b>	<b>53</b>	<b>126</b>	<b>179</b>	<b>96</b>	<b>106-1</b>	<b>41</b>	<b>56</b>	<b>13</b>	<b>440</b>	<b>110.0</b>	<b>120</b>
PLAYER	G-GS	MIN	FG-FGA	PCT	3FG-FGA	PCT	FT-FTA	PCT	OFF	DEF	TOT	AST	PF-DQ	STL	TO	BLK	PTS	AVG	HI
Curry	4-4	136	43-74	.581	23-36	.639	22-25	.880	0	13	13	21	9-0	5	10	2	131	32.8	42
Durant	3-3	108	25-44	.568	5-10	.500	31-32	.969	0	17	17	17	5-0	5	9	6	86	28.7	37
Thompson	4-4	143	35-72	.486	13-30	.433	9-11	.818	2	18	20	8	10-0	3	11	3	92	23.0	30
Barnes (TOT)	3-1	95	12-27	.444	3-13	.231	1-2	.500	2	23	25	8	8-0	2	2	2	28	9.3	14
Barnes (GS)	1-0	29	3-9	.333	1-4	.250	1-2	.500	1	7	8	1	1-0	2	0	0	8	8.0	8
Green	3-3	103	8-25	.320	2-12	.167	10-12	.833	4	21	25	34	9-0	6	9	5	28	9.3	14
McAdo	1-1	22	3-8	.375	0-0	—	2-2	1.000	2	2	4	0	2-0	1	0	1	8	8.0	8
McGee	3-0	31	6-9	.667	0-0	—	9-14	.643	3	6	0	5-0	2-2	2	2	2	21	7.0	11
West	4-0	41	11-18	.611	0-1	.000	2-2	1.000	3	5	8	5	4-0	1	4	1	24	6.0	10
McCaw	3-1	52	7-11	.636	3-5	.600	0-0	—	1	6	7	4	5-0	4	1	3	17	5.7	9
Clark	4-0	57	8-17	.471	1-6	.167	5-6	.833	0	5	5	4	7-0	1	3	1	22	5.5	9
Pachulia	4-4	67	7-17	.412	0-0	—	6-8	.750	5	17	22	8	7-0	3	9	1	20	5.0	7
Livingston	4-0	76	9-14	.643	1-1	1.000	0-4	.000	3	7	10	7	7-0	1	2	0	19	4.8	6
Iguodala	3-0	75	5-13	.385	2-7	.286	1-2	.500	2	10	12	10	4-0	2	1	1	13	4.3	5
Looney	3-0	17	4-6	.667	0-1	.000	0-2	.000	1	3	4	1	6-0	0	1	0	8	2.7	4
Varejao	1-0	5	0-0	—	0-0	—	0-0	—	1	1	2	1	0-0	0	1	0	0	0.0	0
<b>WARRIORS</b>	<b>4</b>	<b>960</b>	<b>174-337</b>	<b>.516</b>	<b>51-113</b>	<b>.451</b>	<b>98-122</b>	<b>.803</b>	<b>28</b>	<b>135</b>	<b>163</b>	<b>121</b>	<b>81-0</b>	<b>36</b>	<b>64</b>	<b>26</b>	<b>497</b>	<b>124.3</b>	<b>138</b>





# Houston Rockets



**Toyota Center**  
1510 Polk Street  
Houston, TX 77002  
(713) 758-7200  
Fax: (713) 758-7339  
[www.rockets.com](http://www.rockets.com)

### 2017-2018 vs. Suns:

November 16 at Phoenix  
January 12 at Phoenix  
January 28 at Houston  
March 30 at Houston

### 2016-2017 Finish:

**55-27 (.671)**

Second in Southwest Division

### Playoffs:

Defeated Oklahoma City 4-1  
Lost to San Antonio 4-2

<b>Owner</b>	Leslie Alexander
<b>General Manager</b>	Daryl Morey
<b>Head Coach</b>	Mike D'Antoni
<b>Assistant Coaches</b>	Jeff Bzdelik, Roy Rogers, Brett Gunning
<b>Head Athletic Trainer</b>	Jason Biles
<b>Senior Director, Media and Player Relations</b>	Tracey Hughes
<b>Manager, Media Relations</b>	Sean McCloskey
<b>Senior Coordinator, Media Relations</b>	Jenny Zehentner
<b>Home Court</b>	Toyota Center (18,023 built in 2003)
<b>Team Colors</b>	Red, White, Silver
<b>Radio</b>	KBME (790 AM) Craig Ackerman, Matt Thomas KEYH (850 AM Spanish) Adrian Chavarria
<b>TV</b>	AT&T SportsNet Bill Worrell, Matt Bullard, Clyde Drexler, Craig Ackerman

## 2016-2017 Regular Season Stats – Suns vs. Rockets

PLAYER	G-GS	MIN	FG-FGA	PCT	3FG-FGA	PCT	FT-FTA	PCT	OFF	DEF	TOT	AST	PF-DQ	STL	TO	BLK	PTS	AVG	HI
Booker	4-4	129	30-83	.361	5-18	.278	24-26	.923	3	11	14	22	16-1	3	13	0	89	22.3	28
Bledsoe	2-2	58	14-33	.424	2-13	.154	10-13	.769	2	6	8	10	5-0	3	6	0	40	20.0	24
Warren	3-1	88	20-43	.465	3-9	.333	1-3	.333	5	9	14	0	9-0	5	3	1	44	14.7	19
Knight	3-1	70	12-30	.400	4-9	.444	13-16	.813	1	9	10	3	5-0	2	5	1	41	13.7	21
Utis	4-1	83	21-38	.553	4-11	.364	3-3	1.000	3	8	11	16	6-0	2	6	0	49	12.3	34
Dudley	3-0	73	9-22	.409	5-15	.333	6-6	1.000	2	15	17	5	5-0	3	3	1	29	9.7	15
Len	4-2	91	13-22	.591	0-0	—	12-15	.800	8	24	32	2	13-1	2	7	10	38	9.5	13
Chris	4-4	94	15-37	.405	2-16	.125	3-7	.429	9	11	20	5	11-0	0	6	6	35	8.8	12
Bender	3-0	43	9-20	.450	2-7	.286	0-2	.000	5	15	20	2	5-0	4	3	3	20	6.7	11
Jones	2-1	39	6-10	.600	0-1	.000	0-0	—	6	3	9	2	4-0	2	2	1	12	6.0	10
Barbosa	3-0	38	6-18	.333	1-5	.200	3-4	.750	0	4	4	3	2-0	2	0	0	16	5.3	12
Chandler	2-2	40	4-7	.571	0-0	—	1-3	.333	8	6	14	1	3-0	0	3	0	9	4.5	6
Tucker	3-2	73	5-12	.417	3-4	.750	0-0	—	6	8	14	7	7-0	4	4	1	13	4.3	10
Price	2-0	16	1-4	.250	1-3	.333	0-0	—	1	0	1	3	1-0	3	1	0	3	1.5	3
Williams	4-0	25	1-9	.111	0-0	—	4-4	1.000	5	7	12	0	8-0	2	5	3	6	1.5	2
<b>SUNS</b>	<b>4</b>	<b>960</b>	<b>166-388</b>	<b>.428</b>	<b>32-111</b>	<b>.288</b>	<b>80-102</b>	<b>.784</b>	<b>64</b>	<b>136</b>	<b>200</b>	<b>81</b>	<b>100-2</b>	<b>37</b>	<b>70</b>	<b>27</b>	<b>444</b>	<b>111.0</b>	<b>116</b>
<b>ROCKETS</b>	<b>4</b>	<b>960</b>	<b>181-363</b>	<b>.499</b>	<b>65-155</b>	<b>.419</b>	<b>85-118</b>	<b>.720</b>	<b>48</b>	<b>137</b>	<b>185</b>	<b>108</b>	<b>90-0</b>	<b>31</b>	<b>68</b>	<b>20</b>	<b>512</b>	<b>128.0</b>	<b>133</b>

Houston Rockets



# Indiana Pacers



**125 South Pennsylvania St.  
Indianapolis, IN 46204  
(317) 917-2500  
Fax: (317) 917-2599  
www.pacers.com**

**2017-2018 vs. Suns:**

January 14 at Phoenix  
January 24 at Indiana

**2015-2016 Finish:**

**42-40 (.512)**

Third in Central Division

**Playoffs:**

Lost to Cleveland 4-0

<b>Owner, Chairman and CEO</b>	Herbert Simon
<b>President of Basketball Operations</b>	Kevin Pritchard
<b>General Manager</b>	Chad Buchanan
<b>Consultants, Basketball Operations</b>	Larry Bird, Donnie Walsh
<b>Head Coach</b>	Nate McMillan
<b>Assistant Coaches</b>	Bill Bayno, Dan Burke, Popeye Jones
<b>Head Athletic Trainer</b>	Josh Corbeil
<b>Director of Media Relations</b>	David Benner
<b>Associate Director of Media Relations</b>	Krissy Myers
<b>Media Relations Assistant</b>	Wes Kaminski
<b>Home Court</b>	Bankers Life Fieldhouse (17, 923, built in 1999)
<b>Team Colors</b>	Blue, Gold
<b>Radio</b>	WIBC (1070 AM/93.5 FM) Mark Boyle, Bob Leonard
<b>TV</b>	Fox Sports Indiana Quinn Buckner, Chris Denari, Jeremiah Johnson

**2016-2017 Regular Season Stats – Suns vs. Pacers**

PLAYER	G-GS	MIN	FG-FGA	PCT	3FG-FGA	PCT	FT-FTA	PCT	OFF	DEF	TOT	AST	PF	DD	STL	TO	BLK	PTS	AVG	HI
Williams	1-0	26	6-7	.857	0-0	—	3-4	.750	8	7	15	1	5-0	2	1	1	15	15.0	15	
Knight	2-0	46	9-24	.375	5-10	.500	4-4	1.000	1	2	3	8	5-0	2	3	0	27	13.5	17	
Booker	2-2	54	8-24	.333	3-11	.273	7-8	.875	1	3	4	8	8-0	2	5	0	26	13.0	13	
Dudley	2-0	57	9-21	.429	4-11	.364	2-2	1.000	3	10	13	6	3-0	2	3	0	24	12.0	16	
Barbosa	2-0	36	10-16	.625	3-5	.600	0-0	—	0	2	2	1	1-0	3	0	1	23	11.5	13	
Bledsoe	2-2	42	8-23	.348	0-6	.000	5-5	1.000	0	6	6	6	9-0	4	6	1	21	10.5	15	
Chandler	1-1	32	5-6	.833	0-0	—	0-0	—	3	7	10	2	4-0	2	2	0	10	10.0	10	
Len	2-1	39	7-12	.583	0-0	—	5-5	1.000	4	8	12	1	10-1	1	4	5	19	9.5	10	
Chriss	2-2	35	6-13	.462	2-5	.400	3-4	.750	0	4	4	0	6-0	2	2	3	17	8.5	10	
Tucker	2-1	73	6-24	.250	1-9	.111	1-2	.500	7	7	14	1	3-0	3	1	0	14	7.0	7	
Utis	2-0	21	5-10	.500	0-2	.000	2-2	1.000	0	0	0	4	5-0	4	0	0	12	6.0	10	
Warren	1-1	9	1-2	.500	0-0	—	0-0	—	0	0	0	0	0-0	0	1	0	2	2.0	2	
Bender	1-0	11	0-0	—	0-0	—	0-0	—	0	3	3	0	0-0	1	2	0	0	0.0	0	
<b>SUNS</b>	<b>2</b>	<b>480</b>	<b>80-182</b>	<b>.440</b>	<b>18-59</b>	<b>.305</b>	<b>32-36</b>	<b>.889</b>	<b>27</b>	<b>59</b>	<b>86</b>	<b>38</b>	<b>59-1</b>	<b>28</b>	<b>33</b>	<b>11</b>	<b>210</b>	<b>105.0</b>	<b>116</b>	
PLAYER	G-GS	MIN	FG-FGA	PCT	3FG-FGA	PCT	FT-FTA	PCT	OFF	DEF	TOT	AST	PF	DD	STL	TO	BLK	PTS	AVG	HI
George	1-1	38	8-18	.444	1-5	.200	8-10	.800	2	11	13	1	3-0	3	3	0	25	25.0	25	
Turner	2-2	60	16-24	.667	3-5	.600	7-11	.636	3	7	10	1	7-0	1	5	4	42	21.0	22	
Teague	2-2	70	12-25	.480	1-6	.167	15-20	.750	1	8	9	18	3-0	3	9	1	40	20.0	21	
Jefferson	2-0	25	8-11	.727	0-0	—	5-8	.625	4	4	8	0	3-0	2	0	1	21	10.5	15	
Stephenson (TOT)	1-0	28	5-15	.333	0-4	.000	0-2	.000	0	1	1	7	3-0	0	1	0	10	10.0	10	
T. Young	2-2	63	6-13	.462	2-2	1.000	4-4	1.000	6	8	14	2	4-0	2	4	2	18	9.0	9	
Ellis	2-2	56	3-14	.214	1-3	.333	7-7	1.000	1	6	7	5	3-0	2	4	1	14	7.0	9	
Stuckey	2-0	39	6-13	.462	0-2	.000	2-3	.667	0	4	4	1	3-0	1	4	0	14	7.0	12	
Seraphin	1-0	11	2-4	.500	0-0	—	2-2	1.000	2	0	2	0	0-0	0	0	1	6	6.0	6	
Robinson	2-0	37	4-8	.500	0-0	—	3-3	1.000	1	4	5	0	1-0	1	1	1	11	5.5	9	
Allen	1-0	13	2-3	.667	0-0	—	0-0	—	2	2	4	0	2-0	0	1	0	4	4.0	4	
Brooks	2-0	24	2-8	.250	0-1	.000	0-0	—	0	3	3	4	2-0	1	4	0	4	2.0	4	
Niang	1-0	17	0-2	.000	0-0	—	2-2	1.000	0	2	2	2	3-0	0	0	0	2	2.0	2	
J. Young	1-0	3	1-2	.500	0-1	.000	0-0	—	0	0	0	0	0-0	0	0	0	2	2.0	2	
Miles	2-1	25	1-9	.111	0-5	.000	0-0	—	0	3	3	0	1-0	0	1	0	2	1.0	2	
<b>PACERS</b>	<b>2</b>	<b>480</b>	<b>71-154</b>	<b>.461</b>	<b>8-30</b>	<b>.267</b>	<b>55-70</b>	<b>.786</b>	<b>22</b>	<b>62</b>	<b>84</b>	<b>34</b>	<b>35-0</b>	<b>16</b>	<b>36</b>	<b>11</b>	<b>205</b>	<b>102.5</b>	<b>109</b>	

## Series Scores & Summary

Date	Site	Final	W/L	Date	Site	Final	W/L	Date	Site	Final	W/L	Date	Site	Final	W/L
11/11/76	Phx	108-98	W	2/7/85	Phx	105-97	W	1/23/96	Ind	102-117	L	12/4/07	Ind	121-117	W
11/30/76	Ind	97-103	L	2/17/85	Ind	115-97	W	3/5/96	Phx	108-95	W	1/9/08*	Phx	129-122	W
1/21/77	Phx	125-96	W	11/9/85	Ind	105-127	L	12/8/96	Phx	106-93	W	11/5/08	Ind	113-103	W
2/16/77	Ind	93-111	L	1/11/86	Phx	128-99	W	1/3/97	Ind	104-117	L	1/7/09	Phx	110-113	L
11/13/77	Phx	116-107	W	1/24/87	Ind	104-103	W	12/7/97*	Phx	97-99	L	1/13/10	Ind	114-122	L
11/25/77	Ind	118-110	W	2/11/87	Phx	105-121	L	1/6/98	Ind	81-80	W	3/6/10	Phx	113-105	W
2/18/78	Phx	114-101	W	1/24/88	Ind	109-128	L	1/25/00	Ind	87-93	L	12/3/10	Phx	105-97	W
3/21/78	Ind	115-119	L	2/12/88	Phx	102-107	L	3/2/00	Phx	118-87	W	2/27/11*	Ind	110-108	W
11/22/78	Ind	115-110	W	1/16/88	Phx	123-104	W	1/11/01	Phx	93-85	W	3/23/12	Ind	113-111	W
1/13/79	Phx	99-102	L	3/10/89	Ind	116-121	L	4/3/01	Ind	81-85	L	12/28/12	Ind	91-97	L
2/28/79	Phx	103-102	W	12/20/89*	Phx	130-131	L	2/28/02*	Phx	107-100	W	3/30/13	Phx	104-112	L
3/11/79	Ind	111-112	L	3/9/90	Ind	134-130	W	4/5/02	Ind	87-97	L	1/22/14	Phx	124-100	W
11/4/79	Phx	104-100	W	12/5/90	Ind	121-126	L	12/6/02	Phx	102-96	W	1/30/14	Ind	102-94	W
2/24/80	Ind	113-105	W	3/18/91	Phx	111-103	W	3/30/03	Ind	81-92	L	11/22/14	Ind	106-83	W
11/4/80	Phx	109-108	W	11/5/91	Phx	105-111	L	12/1/03	Phx	82-89	L	12/2/14	Phx	116-99	W
12/10/80	Ind	90-102	L	12/4/91	Ind	114-108	W	1/28/04	Ind	79-101	L	1/12/16	Ind	97-116	L
11/12/81	Phx	95-93	W	3/21/93	Phx	108-109	L	1/9/05	Phx	124-89	W	1/19/16	Phx	94-97	L
1/5/82	Ind	82-87	L	4/4/93	Ind	110-100	W	1/14/05	Ind	83-101	L	11/18/16	Ind	116-96	W
1/7/83	Ind	108-101	W	12/20/93	Phx	102-94	W	11/30/05	Phx	109-91	W	12/7/16	Phx	94-109	L
1/21/83	Phx	117-118	L	3/16/94	Ind	98-109	L	3/30/06	Ind	114-104	W				
1/6/84	Ind	86-104	L	1/26/95	Ind	92-86	W	2/27/07	Ind	103-92	W				
3/9/84	Phx	130-110	W	3/10/95	Phx	97-112	L	3/2/07	Phx	115-90	W				

\*Overtime

## Suns Players Career Statistics vs. Pacers

PLAYER	G-GS	MIN	FG-FGA	PCT	3FG-FGA	PCT	FT-FTA	PCT	OFF	DEF	TOT	AST	PF-DQ	STL	TO	BLK	PTS	AVG	HI
Bender	1-0	11	0-0	—	0-0	—	0-0	—	0	3	3	0	0-0	1	2	0	0	0.0	0
Bledsoe	9-5	201	32-72	.444	2-16	.125	17-18	.944	3	32	35	36	15-0	13	20	3	83	9.2	27
Booker	4-4	122	25-52	.481	10-24	.417	17-19	.895	2	4	6	12	16-0	2	13	1	77	19.3	32
Chandler	37-27	931	93-177	.525	0-0	—	75-112	.670	112	179	291	30	109-1	24	38	42	261	7.1	19
Chris	2-2	35	6-13	.462	2-5	.400	3-4	.750	0	4	4	0	6-0	2	2	3	17	8.5	10
Daniels	7-0	62	13-35	.371	7-21	.333	1-2	.500	0	2	2	6	3-0	3	1	0	34	4.9	13
Dudley	23-7	542	58-139	.417	23-53	.434	28-34	.824	25	54	79	35	48-0	14	19	3	167	7.3	19
Knight	13-9	392	87-205	.424	26-70	.371	21-29	.724	10	34	44	61	27-0	12	33	1	221	17.0	30
Len	7-1	116	12-28	.429	0-1	.000	7-7	1.000	12	25	37	3	28-1	7	7	7	31	4.4	10
Millsap	3-0	33	2-7	.286	0-1	.000	0-0	—	1	5	6	5	9-0	3	1	0	4	1.3	2
Utis	2-0	21	5-10	.500	0-2	.000	2-2	1.000	0	0	0	4	5-0	4	0	0	12	6.0	10
Warren	5-1	52	6-19	.316	2-3	.667	1-2	.500	5	0	5	4	2-0	1	3	0	15	3.0	10
Williams	1-0	26	6-7	.857	0-0	—	3-4	.750	8	7	15	1	5-0	2	1	1	15	15.0	15

## Series Highlights & Top Performances

Phoenix has won 17 of the last 25 contests overall... Jan. 19, 2016, **Devin Booker** scored a then career-high 32 points to become the third-youngest player in NBA history (LeBron James, Kevin Durant) to record his first 30-point game at 19 years, 81 days old, and he also became the youngest to make at least six three-pointers in a game... On Jan. 9, 2005, the Suns recorded the largest margin of victory in the series with a 124-89 win at Phoenix... Feb. 11, 1987 in Phoenix, Pacer **Chuck Person** (the older brother of former Suns guard **Wesley Person**) rifled in a series-best 42 points... March 9, 1990 in Indiana, **Tom Chambers** scored a Suns series-best 41 points as Phoenix outpaced Indiana in the highest scoring game in series history, 134-130... Jan. 26, 1995 in Indiana, **Charles Barkley** grabbed 19 rebounds and matched Suns forward **Garfield Heard's** series-high set Nov. 30, 1976... Pacers **Dan Roundfield** (March 21, 1978) and **Dale Davis** (March 21, 1993) share Indiana's series-high with 17 rebounds.

## By The Numbers:

### Suns vs. Indiana 2016-2017: 3-1

**11/18/16 at Indiana:** Suns 116, Pacers 96

**12/7/16 at Phoenix:** Pacers 109, Suns 94

**Suns largest margin of victory:** 35 (124-89, 1/9/05)

**Suns high point total:** 134 (3/9/90)

**Suns low point total:** 79 (1/28/04)

**Pacers largest margin of victory:** 22 (127-105, 11/9/85)

**Pacers high point total:** 131 (12/20/89\*)

**Pacers low point total:** 80 (1/6/98)

### All-Time Series Results:

**Suns vs. Pacers at Phoenix:** 28-14

**Suns vs. Pacers at Indiana:** 20-23

**Suns vs. Pacers overall:** 48-37

	HOME	AWAY
<b>Suns last win:</b>	12/2/14 (116-99)	11/18/16 (116-96)
<b>Suns last loss:</b>	12/7/16 (109-94)	1/12/16 (116-97)
<b>Streaks:</b>	Lost two	Won one

# Los Angeles Clippers



6951 S. Centinela Ave.  
 Playa Vista, CA 90094  
 (310) 862-6000  
 Fax: (310) 862-6029  
 www.clippers.com

<b>Owner</b>	Steve Ballmer
<b>Pres., Basketball Operations &amp; Head Coach</b>	Glenn "Doc" Rivers
<b>General Manager</b>	Dave Wohl
<b>Assistant Coaches</b>	Mike Woodson, Sam Cassell, Brendan O'Connor, Armond Hill, Patrick Sullivan, John Welch
<b>Head Athletic Trainer</b>	Jasen Powell
<b>Chief Communications Officer</b>	Chris Wallace
<b>Director of Basketball Communications</b>	Dennis Rogers
<b>Basketball Communications Coordinator</b>	Brandon Ehrtich
<b>Home Court</b>	STAPLES Center (19,060 built in 1999)
<b>Team Colors</b>	Red, White, Blue, Black
<b>Radio</b>	KFWB (980 AM) Ralph Lawler, Michael Smith, Brian Sieman ESPN Deportes (1330 AM Spanish) Armando Garcia
<b>TV</b>	Prime Ticket (Cable) Ralph Lawler, Michael Smith

## 2017-2018 vs. Suns:

October 21 at Los Angeles  
 December 20 at Los Angeles  
 February 23 at Phoenix  
 March 28 at Phoenix

## 2016-2017 Finish:

**51-31 (.622)**  
 Second in Pacific Division

## Playoffs:

Lost to Utah 4-3

## 2016-2017 Regular Season Stats – Suns vs. Clippers

PLAYER	G-GS	MIN	FG-FGA	PCT	3FG-FGA	PCT	FT-FTA	PCT	OFF	DEF	TOT	AST	PF	DD	STL	TO	BLK	PTS	AVG	HI
Bledsoe	3-3	112	26-63	.413	3-10	.300	20-26	.769	2	18	20	22	10-0	3	14	0	75	25.0	41	
Booker	3-3	105	24-56	.429	6-15	.400	12-17	.706	2	5	7	17	14-1	3	7	1	66	22.0	33	
Warren	4-4	137	27-55	.491	0-2	.000	7-14	.500	13	12	25	3	12-0	3	5	2	61	15.3	24	
Chriss	4-3	92	15-37	.405	3-14	.214	7-8	.875	5	9	14	4	13-0	7	8	2	40	10.0	20	
Jones	1-0	19	4-5	.800	0-0	—	2-2	1.000	3	1	4	0	1-0	1	0	0	10	10.0	10	
Chandler	3-3	68	9-10	.900	0-0	—	9-10	.900	4	12	16	2	15-1	1	4	0	27	9.0	12	
Len	4-1	70	13-29	.448	0-0	—	10-16	.625	9	10	19	2	12-0	2	4	1	36	9.0	13	
Knight	3-1	47	8-20	.400	2-5	.400	5-5	1.000	0	0	0	3	4-0	0	3	1	23	7.7	18	
Tucker	3-0	96	9-23	.391	3-5	.600	2-2	1.000	9	24	33	2	10-0	4	2	2	23	7.7	10	
Barbosa	3-0	42	8-19	.421	1-3	.333	5-6	.833	2	4	6	6	6	4	1	1	0	22	7.3	9
Utis	3-1	64	9-23	.391	0-3	.000	2-2	1.000	2	4	6	20	5-0	3	4	0	20	6.7	16	
Dudley	3-1	49	5-14	.357	2-8	.250	0-0	—	2	10	12	1	10-0	3	3	0	12	4.0	7	
Williams	2-0	23	3-7	.429	0-0	—	2-4	.500	2	6	8	0	1-0	0	2	0	8	4.0	6	
Bender	3-0	25	2-8	.250	1-3	.333	0-0	—	3	5	8	4	3-0	1	1	0	5	1.7	5	
Price	1-0	10	0-5	.000	0-5	.000	0-0	—	1	0	1	0	2-0	1	0	0	0	0.0	0	
<b>SUNS</b>	<b>4</b>	<b>960</b>	<b>162-374</b>	<b>.433</b>	<b>21-73</b>	<b>.288</b>	<b>83-112</b>	<b>.741</b>	<b>59</b>	<b>120</b>	<b>179</b>	<b>86</b>	<b>116-2</b>	<b>33</b>	<b>59</b>	<b>9</b>	<b>428</b>	<b>107.0</b>	<b>118</b>	

PLAYER	G-GS	MIN	FG-FGA	PCT	3FG-FGA	PCT	FT-FTA	PCT	OFF	DEF	TOT	AST	PF	DD	STL	TO	BLK	PTS	AVG	HI
Griffin	3-3	104	26-40	.650	3-3	1.000	26-31	.839	2	25	27	12	10-0	3	9	2	81	27.0	31	
Paut	2-2	65	18-32	.563	3-8	.375	14-16	.875	1	9	10	18	6-0	3	3	0	53	26.5	29	
Crawford	4-0	116	23-51	.451	1-5	.200	18-22	.818	3	9	12	13	7-0	4	5	2	65	16.3	19	
Redick	4-4	121	24-50	.480	9-21	.429	8-9	.889	1	9	10	4	9-0	2	7	1	65	16.3	22	
Felton	4-2	101	16-37	.432	4-9	.444	9-12	.750	1	11	12	9	10-0	1	7	3	45	11.3	18	
Rivers	3-2	89	10-32	.313	1-7	.143	10-13	.769	0	7	7	10	8-0	2	5	0	31	10.3	14	
Jordan	4-4	120	17-25	.680	0-0	—	7-20	.350	18	42	60	8	15-0	3	9	11	41	10.3	19	
Bass	2-0	20	7-9	.778	0-0	—	4-5	.800	1	1	2	0	0-0	0	1	0	18	9.0	10	
Mbah a Moute	4-3	88	13-19	.684	3-4	.750	3-6	.500	1	5	6	1	8-0	3	6	2	32	8.0	13	
Speights	4-0	65	7-19	.368	3-8	.375	14-14	1.000	4	18	22	1	13-0	1	5	4	31	7.8	9	
Pierce	1-0	10	1-2	.500	1-1	1.000	0-0	—	0	2	2	2	1-0	0	1	0	3	3.0	3	
W. Johnson	3-0	42	3-6	.500	2-5	.400	0-0	—	0	7	7	0	4-0	0	2	8	2.7	3		
Anderson	2-0	16	0-2	.000	0-2	.000	0-0	—	0	3	3	0	1-0	0	0	0	0	0.0	0	
Stone	1-0	4	0-1	.000	0-0	—	0-0	—	0	0	0	0	1-0	0	1	0	0	0.0	0	
<b>CLIPPERS</b>	<b>4</b>	<b>960</b>	<b>165-325</b>	<b>.508</b>	<b>30-73</b>	<b>.411</b>	<b>113-148</b>	<b>.764</b>	<b>32</b>	<b>148</b>	<b>180</b>	<b>78</b>	<b>93-0</b>	<b>22</b>	<b>60</b>	<b>27</b>	<b>473</b>	<b>118.3</b>	<b>124</b>	





# Los Angeles Lakers



**2275 E. Mariposa Ave.  
El Segundo, CA 90245  
(310) 426-6000  
Fax: (310) 426-6105  
www.lakers.com**

**2017-2018 vs. Suns:**

October 20 at Phoenix  
November 13 at Phoenix  
November 17 at Los Angeles  
February 6 at Los Angeles

**2016-2017 Finish:**

**26-56 (.317)**  
Fourth in Pacific Division

**Playoffs:**

Did not qualify

<b>CEO &amp; Controlling Owner</b>	Jeanie Buss
<b>President, Basketball Operations</b>	Earvin "Magic" Johnson
<b>General Manager</b>	Rob Pelinka
<b>Head Coach</b>	Luke Walton
<b>Associate Head Coach</b>	Brian Shaw
<b>Assistant Coaches</b>	Jesse Mermuys, Brian Keefe, Mark Madsen, Jud Buechler, Miles Simon
<b>Head Athletic Trainer</b>	Marco Nunez
<b>Director, Media Relations</b>	Alison Bogli
<b>Senior Manager, Media Relations</b>	Ta'Nisha Cooper
<b>Manager, Media Relations</b>	Will Patterson
<b>Coordinator, Media Relations</b>	T.C. Greene
<b>Assistant, Media Relations</b>	Matt Fleer
<b>Home Court</b>	STAPLES Center (18,997, built in 1999)
<b>Team Colors</b>	Purple, Gold
<b>Radio</b>	ESPNLA Radio (710 AM) John Ireland, Mychal Thompson ESPN Deportes (1330 AM Spanish) Fernando Gonzalez, Jose "Pepe" Mantilla
<b>TV</b>	Spectrum SportsNet, Bill Macdonald, Stu Lantz Spectrum Deportes, Adrian Garcia-Marquez, Francisco Pinto

**2016-2017 Regular Season Stats – Suns vs. Lakers**

PLAYER	G-GS	MIN	FG-FGA	PCT	3FG-FGA	PCT	FT-FTA	PCT	OFF	DEF	TOT	AST	PF	DQ	STL	TO	BLK	PTS	AVG	HI
Booker	4-4	141	38-81	.469	9-24	.375	15-16	.938	4	12	16	15	14-1	0	10	1	100	25.0	39	
Bledsoe	4-4	129	28-58	.483	7-19	.368	24-29	.828	3	20	23	29	6-0	9	17	2	87	21.8	30	
Warren	3-3	98	21-42	.500	2-4	.500	6-7	.857	7	15	22	9	7-0	3	3	5	50	16.7	22	
Len	4-1	97	17-31	.548	0-0	—	8-12	.667	13	27	40	4	18-1	3	10	8	42	10.5	15	
Chris Knight	4-3	61	13-25	.520	4-9	.444	10-13	.769	5	10	15	1	10-0	3	1	3	40	10.0	18	
Williams	3-0	61	11-29	.379	2-9	.222	3-3	1.000	1	3	4	12	6-0	1	1	1	27	9.0	14	
Barbosa	2-0	27	6-11	.545	0-0	—	6-6	1.000	5	11	16	1	4-0	1	0	2	18	9.0	16	
Chandler	4-0	69	14-32	.438	6-11	.545	1-1	1.000	2	3	5	9	3-0	4	2	1	35	8.8	21	
Jones	3-3	74	8-12	.667	0-0	—	5-8	.625	4	26	30	0	5-0	6	5	3	21	7.0	9	
Dudley	2-0	14	5-5	1.000	0-0	—	1-2	.500	2	2	4	0	1-0	0	0	1	11	5.5	6	
Tucker	4-1	91	7-19	.368	4-12	.333	3-5	.600	2	11	13	9	13-0	0	4	1	21	5.3	10	
Utis	3-1	66	5-11	.455	1-2	.500	2-2	1.000	2	7	9	1	5-0	0	1	1	13	4.3	9	
Bender	2-0	22	2-6	.333	0-1	.000	3-4	.750	0	0	0	8	4-0	0	4	0	7	3.5	5	
Bender	1-0	8	1-3	.333	0-2	.000	0-0	—	0	0	0	0	2-0	0	0	1	2	2.0	2	
<b>SUNS</b>	<b>4</b>	<b>960</b>	<b>176-365</b>	<b>.482</b>	<b>35-93</b>	<b>.376</b>	<b>87-108</b>	<b>.806</b>	<b>50</b>	<b>147</b>	<b>197</b>	<b>98</b>	<b>98-2</b>	<b>30</b>	<b>61</b>	<b>30</b>	<b>474</b>	<b>118.5</b>	<b>137</b>	

PLAYER	G-GS	MIN	FG-FGA	PCT	3FG-FGA	PCT	FT-FTA	PCT	OFF	DEF	TOT	AST	PF	DQ	STL	TO	BLK	PTS	AVG	HI
Williams	3-0	85	22-44	.500	10-18	.556	16-21	.762	2	9	11	11	6-0	6	8	0	70	23.3	35	
Russell	3-3	90	19-51	.373	10-21	.476	12-13	.923	3	10	13	14	7-0	5	6	1	60	20.0	28	
Clarkson	4-1	129	27-63	.429	4-18	.222	8-13	.615	3	10	13	7	14-0	3	11	0	66	16.5	19	
Randle	4-4	122	19-40	.475	2-5	.400	18-20	.900	8	24	32	16	16-0	4	9	1	58	14.5	18	
Mozgov	2-2	42	10-19	.526	0-0	—	4-5	.800	7	5	12	3	4-0	0	4	0	24	12.0	14	
Young	3-3	74	12-30	.400	6-16	.375	3-3	1.000	2	10	12	2	8-0	2	2	1	33	11.0	22	
Zubac	2-0	31	10-19	.526	0-0	—	2-5	.400	4	3	7	0	5-0	1	1	2	22	11.0	14	
Ingram	4-3	125	11-33	.333	2-8	.250	11-20	.550	3	14	17	7	5-0	3	4	4	35	8.8	14	
Deng	3-0	87	8-17	.471	3-8	.375	3-4	.750	0	20	20	0	5-0	2	1	1	22	7.3	9	
Huertas	2-0	27	6-11	.545	2-4	.500	0-0	—	0	1	1	4	3-0	0	1	0	14	7.0	12	
Nance	4-0	74	11-22	.500	1-3	.333	4-5	.800	4	13	17	6	7-0	4	0	2	27	6.8	13	
Black	3-2	40	5-11	.455	0-0	—	5-6	.833	7	8	15	1	6-0	1	6	2	15	5.0	9	
Brewer (TOT)	4-0	70	8-18	.444	2-7	.286	1-1	1.000	0	4	4	8	6-0	4	3	1	19	4.8	9	
Brewer (LAL)	1-0	12	1-3	.333	0-1	.000	0-0	—	0	1	1	4	1-0	1	2	0	2	2.0	2	
Nwaba	1-0	14	1-3	.333	0-0	—	2-2	1.000	0	3	3	1	2-0	0	0	2	4	4.0	4	
Robinson	2-0	16	1-2	.500	0-0	—	3-4	.750	3	3	6	1	1-0	0	0	1	5	2.5	5	
Ennis (TOT)	2-0	16	1-4	.250	0-1	.000	1-1	1.000	0	3	3	3	4-0	0	4	0	3	1.5	3	
<b>LAKERS</b>	<b>4</b>	<b>960</b>	<b>163-368</b>	<b>.443</b>	<b>40-102</b>	<b>.392</b>	<b>91-121</b>	<b>.752</b>	<b>46</b>	<b>134</b>	<b>180</b>	<b>77</b>	<b>90-0</b>	<b>32</b>	<b>56</b>	<b>17</b>	<b>457</b>	<b>114.3</b>	<b>122</b>	

Los Angeles Lakers



# Memphis Grizzlies



**191 Beale St.  
Memphis, TN 38103  
(901) 205-1234  
Fax: (901) 205-1122  
www.grizzlies.com**

**2017-2018 vs. Suns:**

December 21 at Phoenix  
December 26 at Phoenix  
January 29 at Memphis  
February 28 at Memphis

**2016-2017 Finish:**

**43-39 (.524)**

Third in Southwest Division

**Playoffs:**

Lost to San Antonio 4-2

<b>Controlling Owner</b>	Robert J. Pera
<b>General Manager</b>	Chris Wallace
<b>VP of Basketball Operations</b>	John Hollinger
<b>Head Coach</b>	David Fizdale
<b>Associate Head Coach</b>	J.B. Bickerstaff
<b>Assistant Coaches</b>	Keith Smart, Bob Bender, Nick Van Exel, Adam Mazarei
<b>Head Athletic Trainer</b>	Jim Scholler
<b>Dir. of Communications &amp; Publications</b>	Jason Wallace
<b>Manager of Communications &amp; Publications</b>	Ross Wooden
<b>Sr. Coord., Communications &amp; Publications</b>	Kerri Harper
<b>Home Court</b>	FedExForum (18,119, built in 2004)
<b>Team Colors</b>	Memphis Midnight, Beale Street Blue, and Grizzlies Gold
<b>Radio</b>	WMFS (92.9 FM/680 AM) Eric Hasseltine, Hank McDowell, Elliot Perry
<b>TV</b>	Fox Sports Southeast (Cable) Pete Pranita, Brevin Knight, Sean Tuohy, Rob Fischer, Chris Vernon

**2016-2017 Regular Season Stats – Suns vs. Grizzlies**

PLAYER	G-GS	MIN	FG-FGA	PCT	3FG-FGA	PCT	FT-FTA	PCT	OFF	DEF	TOT	AST	PF-DQ	STL	TO	BLK	PTS	AVG	HI
Booker	3-3	106	15-44	.341	2-11	.182	19-23	.826	2	8	10	6	6-0	1	8	1	51	17.0	22
Bledsoe	3-3	88	13-43	.302	4-14	.286	20-26	.769	0	9	9	15	5-0	4	9	3	50	16.7	20
Chris	3-3	90	13-25	.520	4-10	.400	5-9	.556	6	9	15	2	10-0	3	5	3	35	11.7	20
Knight	2-0	43	6-15	.400	2-6	.333	6-6	1.000	1	3	4	3	5-0	2	4	0	20	10.0	16
Len	3-1	75	12-21	.571	1-1	1.000	4-5	.800	6	11	17	1	8-0	3	4	3	29	9.7	12
Warren	3-3	73	11-23	.478	0-3	.000	5-7	.714	4	11	15	3	7-0	3	0	1	27	9.0	17
Tucker	2-0	55	7-16	.438	1-5	.200	2-2	1.000	7	5	12	0	4-0	3	1	0	17	8.5	11
Barbosa	2-0	33	5-16	.313	0-5	.000	2-2	1.000	1	4	5	1	4-0	1	5	1	12	6.0	8
Williams	3-0	29	7-11	.636	0-0	—	3-5	.600	3	5	8	2	3-0	0	3	2	17	5.7	11
Ulis	3-0	31	5-11	.455	2-3	.667	2-2	1.000	1	1	2	9	5-0	1	2	0	14	4.7	9
Dudley	3-0	37	4-9	.444	1-5	.200	3-4	.750	2	5	7	4	5-0	0	1	1	12	4.0	7
Chandler	2-2	41	1-6	.167	0-0	—	5-6	.833	6	8	14	0	5-0	4	2	3	7	3.5	5
Jones	3-0	17	4-4	1.000	0-0	—	0-0	—	0	2	2	0	4-0	0	0	0	8	2.7	8
Price	1-0	2	0-0	—	0-0	—	0-0	—	0	0	0	0	0-0	1	0	0	0	0.0	0
<b>SUNS</b>	<b>3</b>	<b>720</b>	<b>103-244</b>	<b>.422</b>	<b>17-63</b>	<b>.270</b>	<b>76-97</b>	<b>.784</b>	<b>39</b>	<b>81</b>	<b>120</b>	<b>46</b>	<b>71-0</b>	<b>26</b>	<b>46</b>	<b>18</b>	<b>299</b>	<b>99.7</b>	<b>112</b>

PLAYER	G-GS	MIN	FG-FGA	PCT	3FG-FGA	PCT	FT-FTA	PCT	OFF	DEF	TOT	AST	PF-DQ	STL	TO	BLK	PTS	AVG	HI
Conley	3-3	103	29-47	.617	14-21	.667	18-21	.857	1	8	9	22	7-0	4	6	0	90	30.0	38
Gasol	3-3	95	22-39	.564	8-11	.727	13-14	.929	5	16	21	11	6-0	2	10	3	65	21.7	28
Randolph	2-0	50	18-28	.643	3-6	.500	2-2	1.000	3	10	13	2	4-0	2	4	0	41	20.5	23
Allen	3-3	76	13-28	.464	0-2	.000	3-6	.500	7	9	16	5	7-0	5	4	1	29	9.7	11
Ennis	3-0	66	6-12	.500	3-7	.429	9-11	.818	2	7	9	3	6-0	2	3	3	24	8.0	10
Green	3-3	76	8-13	.615	3-5	.600	3-4	.750	7	14	21	6	9-0	1	4	0	22	7.3	11
Wright	3-0	43	9-19	.474	0-0	—	2-6	.333	6	4	10	1	3-0	0	0	1	20	6.7	9
Daniels	3-0	41	5-15	.333	4-12	.333	2-2	1.000	0	4	4	0	5-0	2	4	0	16	5.3	14
Douglas	3-0	53	4-12	.333	1-3	.333	6-6	1.000	1	9	10	7	7-0	1	7	3	15	5.0	11
Parsons	3-3	68	4-14	.286	3-6	.500	3-6	.500	0	5	5	10	8-0	1	5	2	14	4.7	8
Harrison	3-0	14	2-2	1.000	2-2	1.000	5-6	.833	0	1	1	0	4-0	1	1	0	11	3.7	6
Davis	1-0	2	1-1	1.000	0-0	—	1-1	1.000	0	0	0	0	0-0	0	0	0	3	3.0	3
Carter	2-0	30	1-7	.143	1-2	.500	2-2	1.000	1	4	5	5	2-0	3	1	0	5	2.5	5
Baldwin	1-0	5	0-1	.000	0-0	—	0-0	—	0	0	0	1	3-0	1	0	0	0	0.0	0
<b>GRIZZLIES</b>	<b>3</b>	<b>720</b>	<b>122-238</b>	<b>.513</b>	<b>42-77</b>	<b>.545</b>	<b>69-87</b>	<b>.793</b>	<b>33</b>	<b>91</b>	<b>124</b>	<b>73</b>	<b>71-0</b>	<b>25</b>	<b>50</b>	<b>13</b>	<b>355</b>	<b>118.3</b>	<b>130</b>

Memphis Grizzlies

## Series Scores & Summary

Date	Site	Final	W/L	Date	Site	Final	W/L	Date	Site	Final	W/L	Date	Site	Final	W/L
12/5/95	Phx#	112-108	W	1/5/01	Phx	108-76	W	11/11/06	Phx	96-87	W	12/4/12*	Mem	98-108	L
12/22/95	Van	101-80	W	1/31/01	Phx	101-92	W	1/15/07	Mem	137-122	W	12/12/12	Phx	82-80	W
2/19/96*	Phx	98-84	W	11/6/01	Phx	113-101	W	3/26/07	Phx	105-87	W	1/6/13	Phx	81-92	L
4/7/96	Van	112-92	W	11/23/01	Mem	103-89	W	4/3/07	Mem	116-111	W	2/5/13	Mem	96-90	W
11/4/96	Van	89-92	L	1/10/02	Phx	96-102	L	2/26/08	Mem	127-113	W	12/3/13	Mem	91-110	L
12/15/96	Phx	103-84	W	2/21/02	Mem	78-72	W	3/11/08	Phx	132-111	W	1/2/14	Phx	91-99	L
12/28/96	Van	103-98	W	12/4/02	Phx	98-85	W	4/8/08	Mem	127-113	W	1/10/14	Mem	99-104	L
4/19/97	Phx	107-121	L	12/8/02	Mem	94-102	L	11/10/08	Phx	107-102	W	4/14/14	Phx	91-97	L
12/9/97	Phx	107-85	W	1/10/03	Phx	99-93	W	12/30/08	Mem	101-89	W	11/5/14	Phx	91-102	L
12/26/97	Van	119-100	W	3/26/03	Mem	101-99	W	4/10/09	Mem	89-106	L	1/11/15**	Mem	110-122	L
3/29/98	Phx	106-98	W	11/7/03	Phx	96-88	W	4/13/09	Phx	119-110	W	2/2/15	Phx	101-102	L
4/12/98	Van	129-106	W	2/20/04	Mem	92-97	L	11/25/09	Phx	126-111	W	12/6/15	Mem	93-95	L
2/25/99	Van	94-86	W	4/2/04	Mem	99-109	L	1/2/10	Phx	103-128	L	2/27/16	Phx	111-106	W
3/22/99	Phx	89-84	W	4/11/04	Phx	89-83	W	1/18/10	Mem	118-125	L	3/6/16	Mem	109-100	W
5/1/99	Phx	107-77	W	12/23/04	Phx	109-102	W	2/16/10	Mem	109-95	W	3/21/16	Phx	97-103	L
1/12/99	Van	95-92	W	1/19/05	Phx	79-88	L	11/5/10**	Phx	123-118	W	1/30/17	Phx	96-115	L
2/8/00	Phx	94-76	W	2/1/05	Mem	97-108	L	11/8/10	Mem	99-109	L	2/8/17	Mem	91-110	L
3/17/00	Van	101-86	W	3/20/05	Mem	97-91	W	12/8/10*	Phx	98-104	L	2/28/17	Mem	112-130	L
4/12/00*	Phx	122-116	W	11/16/05	Phx	103-115	L	1/28/12	Phx	86-84	W				
11/29/00**	Van	106-109	L	12/17/05	Mem	87-91	L	3/10/12	Phx	98-91	W				
12/26/00	Van	97-95	W	2/8/06	Phx	108-102	W	4/11/12	Mem	93-104	L				

\*Overtime \*\*Double Overtime # Vancouver Grizzlies

## Suns Players Career Statistics vs. Grizzlies

PLAYER	G-GS	MIN	FG-FGA	PCT	3FG-FGA	PCT	FT-FTA	PCT	OFF	DEF	TOT	AST	PF-DQ	STL	TO	BLK	PTS	AVG	HI
Bledsoe	18-11	508	82-198	.414	13-45	.289	55-73	.753	14	47	61	80	35-0	25	50	12	232	12.9	23
Booker	7-6	235	36-96	.375	11-40	.275	33-40	.825	5	17	22	20	21-1	2	15	2	116	16.6	27
Chandler	32-26	904	105-179	.587	0-0	—	47-78	.603	110	203	313	34	111-3	16	48	40	257	8.0	17
Chriss	3-3	90	13-25	.520	4-10	.400	5-9	.556	6	9	15	2	10-0	3	5	3	35	11.7	20
Daniels	3-0	22	3-11	.273	3-9	.333	0-0	—	0	0	0	0	4-0	0	2	0	9	3	6
Dudley	28-11	638	81-178	.455	19-62	.306	30-41	.732	38	52	90	38	43-1	23	25	8	211	7.5	20
Jones	3-0	17	4-4	1.000	0-0	—	0-0	—	0	2	2	0	4-0	0	0	0	8	2.7	8
Knight	11-9	349	60-148	.405	19-48	.396	35-40	.875	10	33	43	39	22-0	9	38	0	174	15.8	27
Len	11-7	286	38-75	.507	1-1	1.000	32-44	.727	27	62	89	11	31-1	9	18	17	109	9.9	22
Millsap	3-0	33	2-8	.250	0-4	.000	4-7	.571	0	4	4	0	5-0	1	3	0	8	2.7	7
Ulis	3-0	31	5-11	.455	2-3	.667	2-2	1.000	1	1	2	9	5-0	1	2	0	14	4.7	9
Warren	4-3	87	14-27	.519	0-4	.000	5-7	.714	4	11	15	3	10-0	4	2	1	33	8.3	17
Williams	3-0	29	7-11	.636	0-0	—	3-5	.600	3	5	8	2	3-0	0	3	2	17	5.7	11

## Series Highlights & Top Performances

The Suns have won 20 of the last 40 overall... Dec. 23, 2004, Phoenix became the first team in NBA history to win 10-straight games after losing 50 or more games the previous season... The Suns' 108-76 win on Jan. 5, 2001 was the largest margin of victory in the series... Phoenix went 9-9 at the foul line on Feb. 8, 2000, and combined with the Grizzlies 29-30 FT, the teams posted the fourth-highest combined single game free throw percentage (.967) in NBA history... Feb. 19, 1996, **Charles Barkley** grabbed 14 rebounds in a 98-84 overtime win to become one of 10 players in NBA history to record 20,000 career points and 10,000 rebounds... Nov. 14, 1996, the Suns tied a record low for points in a quarter, with eight in the second period... The teams combined for 22 points in the quarter, the second-lowest total in league history... The Grizzlies won that game, 92-89, for their first-ever win against Phoenix

## By The Numbers:

### Suns vs. Grizzlies 2016-2017: 0-3

**1/30/17 at Phoenix:** Grizzlies 115, Suns 96

**2/8/17 at Memphis:** Grizzlies 110, Suns 91

**2/28/17 at Memphis:** Grizzlies 130, Suns 112

### All-Time Series Results:

**Suns vs. Grizzlies at Phoenix:** 29-13

**Suns vs. Grizzlies on road:** 21-18

**Suns vs. Grizzlies overall:** 50-31

**Suns largest margin of victory:** 32 (108-76, 1/5/01)

**Suns high point total:** 137 (1/15/07)

**Suns low point total:** 78 (2/21/02)

**Grizzlies largest margin of victory:** 25 (128-103, 1/2/10)

**Grizzlies high point total:** 130 (2/28/17)

**Grizzlies low point total:** 72 (2/21/02)

	HOME	AWAY
<b>Suns last win:</b>	2/27/16 (111-106)	3/6/16 (109-100)
<b>Suns last loss:</b>	1/30/17 (115-96)	2/28/17 (130-112)

<b>Streaks:</b>	Lost two	Lost two
-----------------	----------	----------

# Miami Heat



601 Biscayne Blvd.  
Miami, FL 33132  
(786) 777-4328  
Fax: (786) 777-1615  
www.heat.com

**2017-2018 vs. Suns:**

November 8 at Phoenix  
March 5 at Miami

**2016-2017 Finish:**

**41-41 (.500)**

Third in Southeast Division

**Playoffs:**

Did not qualify

<b>Managing General Partner</b>	Micky Arison
<b>Chief Executive Officer</b>	Nick Arison
<b>President</b>	Pat Riley
<b>Sr. VP, Basketball Operations/GM</b>	Andy Elisburg
<b>Head Coach</b>	Erik Spoelstra
<b>Assistant Coaches</b>	Dan Craig, Juwan Howard, Chris Quinn, Octavio De La Grana
<b>Head Athletic Trainer</b>	Jay Sabol
<b>Vice President, Sports Media Relations</b>	Tim Donovan
<b>Sr. Director of Sports Media Relations</b>	Rob Wilson
<b>Director of Sports Media Relations</b>	Michael Lissack
<b>Sports Media Relations Manager</b>	Nick Maiorana
<b>Home Court</b>	AmericanAirlines Arena (19,600, built in 2000)
<b>Team Colors</b>	Red, Yellow, Black, White
<b>Radio</b>	The Ticket (790 AM) Mike Inglis, John Crotty, Ron Rothstein WAQI (710 AM Spanish) José Paneda, Joe Pujala
<b>TV</b>	Fox Sports Sun (Cable) Eric Reid, Tony Fiorentino, Jason Jackson

**2016-2017 Regular Season Stats – Suns vs. Heat**

PLAYER	G-GS	MIN	FG-FGA	PCT	3FG-FGA	PCT	FT-FTA	PCT	OFF	DEF	TOT	AST	PF	DQ	STL	TO	BLK	PTS	AVG	HI
Chris	2-2	69	14-20	.700	4-7	.571	10-12	.833	2	11	13	2	9-0	4	7	0	42	21.0	24	
Booker	2-2	69	13-35	.371	3-10	.300	9-11	.818	3	3	6	9	6-0	2	13	0	38	19.0	27	
Bledsoe	1-1	35	4-14	.286	2-4	.500	7-8	.875	0	4	4	7	1-0	2	4	1	17	17.0	17	
Barbosa	2-0	31	8-12	.667	3-4	.750	4-4	1.000	0	1	1	2	5-0	1	2	0	23	11.5	13	
Len	2-1	51	9-20	.450	0-2	.000	3-4	.750	5	14	19	0	6-0	0	5	7	21	10.5	12	
Dudley	1-0	19	3-6	.500	1-4	.250	1-3	.333	0	8	8	2	3-0	0	2	0	8	8.0	8	
Tucker	1-0	32	3-5	.600	0-2	.000	1-1	1.000	2	4	6	4	2-0	0	1	0	7	7.0	7	
Warren	2-2	47	7-17	.412	0-1	.000	0-1	.000	3	2	5	0	4-0	1	1	2	14	7.0	12	
Jones	1-0	18	2-4	.500	0-0	—	2-2	1.000	0	1	1	0	3-0	0	0	0	6	6.0	6	
Ulis	2-1	55	5-15	.333	0-1	.000	1-3	.333	1	3	4	7	4-0	2	5	0	11	5.5	9	
Chandler	1-1	32	2-4	.500	0-0	—	1-2	.500	6	14	20	1	3-0	0	1	2	5	5.0	5	
Bender	1-0	16	1-5	.200	0-3	.000	0-0	—	0	2	2	1	0-0	0	1	0	2	2.0	2	
Eddie	1-0	4	1-2	.500	0-1	.000	0-0	—	1	0	1	0	0-0	0	0	0	2	2.0	2	
<b>SUNS</b>	<b>2</b>	<b>480</b>	<b>72-159</b>	<b>.453</b>	<b>13-39</b>	<b>.333</b>	<b>39-51</b>	<b>.765</b>	<b>23</b>	<b>67</b>	<b>90</b>	<b>35</b>	<b>46-0</b>	<b>12</b>	<b>42</b>	<b>12</b>	<b>196</b>	<b>98.0</b>	<b>99</b>	

PLAYER	G-GS	MIN	FG-FGA	PCT	3FG-FGA	PCT	FT-FTA	PCT	OFF	DEF	TOT	AST	PF	DQ	STL	TO	BLK	PTS	AVG	HI
Whiteside	1-1	31	9-18	.500	0-0	—	5-6	.833	4	10	14	1	4-0	3	2	2	23	23.0	23	
Dragic	2-2	66	15-33	.455	3-7	.429	7-9	.778	1	6	7	11	8-0	4	8	0	40	20.0	24	
T. Johnson	1-0	29	7-17	.412	2-3	.667	1-2	.500	1	5	6	4	3-0	5	2	0	17	17.0	17	
Reed	2-1	49	15-21	.714	0-0	—	4-4	1.000	14	11	25	2	7-0	1	1	2	34	17.0	22	
Richardson	2-2	73	11-29	.379	3-10	.300	0-0	—	1	3	4	5	5-0	2	4	3	25	12.5	14	
Ellington	2-0	64	8-20	.400	4-12	.333	3-3	1.000	0	2	2	3	2-0	2	2	0	23	11.5	12	
J. Johnson	1-0	23	3-9	.333	1-2	.500	3-6	.500	0	1	1	1	3-0	2	2	1	10	10.0	10	
Babbitt	2-2	39	4-15	.267	2-8	.250	0-2	.000	0	10	10	0	4-0	1	1	0	10	5.0	7	
McGruder	2-2	58	4-14	.286	2-7	.286	0-0	—	4	6	10	5	7-0	1	1	1	10	5.0	8	
White	1-0	9	1-3	.333	0-0	—	2-2	1.000	3	1	4	1	0-0	0	2	0	4	4.0	4	
Haslem	1-0	16	1-1	1.000	0-0	—	1-1	1.000	2	3	5	1	2-0	1	1	0	3	3.0	3	
Williams	1-0	24	0-7	.000	0-1	.000	3-4	.750	2	2	4	1	3-0	1	0	0	3	3.0	3	
<b>HEAT</b>	<b>2</b>	<b>480</b>	<b>78-187</b>	<b>.417</b>	<b>17-50</b>	<b>.340</b>	<b>29-39</b>	<b>.744</b>	<b>32</b>	<b>60</b>	<b>92</b>	<b>35</b>	<b>48-0</b>	<b>21</b>	<b>28</b>	<b>9</b>	<b>202</b>	<b>101.0</b>	<b>112</b>	

## Series Scores & Summary

Date	Site	Final	W/L	Date	Site	Final	W/L	Date	Site	Final	W/L	Date	Site	Final	W/L
1/7/89	Phx	107-99	W	12/6/94	Phx	119-107	W	1/22/03	Mia	85-92	L	11/17/10	Mia	96-123	L
1/17/89+	Mia	ppd		3/21/95*	Mia	121-117	W	11/22/03	Phx	100-98	W	12/23/10	Phx	83-95	L
3/13/89	Mia	112-104	W	12/9/95	Phx	92-94	L	12/9/03	Mia	72-92	L	3/20/12	Mia	95-99	L
3/20/89	Phx	115-97	W	1/30/96	Mia	114-99	W	1/11/05	Phx	122-107	W	11/5/12	Mia	99-124	L
4/19/89	Mia	117-91	W	11/24/96	Phx	84-87	L	3/25/05	Mia	115-125	L	11/17/12	Phx	88-97	L
1/23/90	Mia	118-99	W	1/27/97	Mia	97-125	L	1/6/06	Phx	111-93	W	11/25/13	Mia	92-107	L
3/16/90	Phx	129-103	W	1/18/98	Phx	96-87	W	1/26/06	Mia	107-98	W	2/11/14	Phx	97-103	L
12/29/90	Phx	134-95	W	1/30/98	Mia	74-71	W	12/13/06	Mia	99-89	W	12/9/14	Phx	97-103	L
1/30/91	Mia	115-104	W	3/6/00	Phx	100-92	W	1/5/07	Phx	108-80	W	3/2/15	Mia	98-115	L
12/7/91	Mia	109-108	W	3/28/00	Mia	78-81	L	11/9/07	Mia	106-101	W	1/8/16	Phx	95-103	L
12/26/91	Phx	132-104	W	11/1/00	Phx	84-82	W	12/10/07	Phx	113-117	L	3/3/16	Mia	92-108	L
12/12/92	Mia	122-118	W	2/21/01	Mia	100-85	W	11/28/08	Phx	92-107	L	1/3/17	Phx	99-90	W
1/15/93	Phx	107-99	W	1/12/02	Phx	108-74	W	3/4/09	Mia	129-135	L	3/21/17	Mia	97-112	L
3/11/94	Mia	122-107	W	3/12/02	Mia	78-90	L	11/3/09	Mia	104-96	W				
3/22/94*	Phx	124-118	W	12/2/02*	Phx	90-100	L	1/8/10	Phx	105-109	L				

\*Overtime + Postponed due to unsafe conditions, rescheduled 4/19/89

## Suns Players Career Statistics vs. Heat

PLAYER	G-S	MIN	FG-FGA	PCT	3FG-FGA	PCT	FT-FTA	PCT	OFF	DEF	TOT	AST	PF-DQ	STL	TO	BLK	PTS	AVG	HI
Bender	1-0	16	1-5	.200	0-3	.000	0-0	—	0	2	2	1	0-0	0	1	0	2	2.0	2
Bledsoe	7-3	181	20-59	.339	5-17	.294	22-28	.786	4	20	24	29	9-0	8	22	4	67	9.6	20
Booker	4-4	146	30-73	.411	7-24	.292	21-24	.875	5	10	15	15	15-0	3	19	0	88	22.0	34
Chandler	35-27	1040	126-207	.609	0-0	—	72-126	.571	113	221	334	20	100-0	28	45	37	324	9.3	20
Chris	2-2	69	14-20	.700	4-7	.571	10-12	.833	2	11	13	2	9-0	4	7	0	42	21.0	24
Daniels	4-1	36	4-11	.364	3-8	.375	0-0	—	1	3	4	1	2-0	1	2	0	11	2.8	5
Dudley	24-11	568	64-151	.424	18-55	.327	28-43	.651	25	59	84	36	48-1	17	22	3	174	7.3	33
Jones	1-0	18	2-4	.500	0-0	—	2-2	1.000	0	1	1	0	3-0	0	0	0	6	6.0	6
Knight	13-12	419	65-152	.428	22-63	.349	34-46	.739	5	34	39	52	33-0	11	44	4	186	14.3	26
Len	7-3	158	19-50	.380	0-2	.000	10-13	.769	13	37	50	2	18-0	2	8	14	48	6.9	12
Millspan	1-0	3	0-0	—	0-0	—	0-0	—	0	2	2	0	0-0	0	0	0	0	0.0	0
Utis	2-1	55	5-15	.333	0-1	.000	1-3	.333	1	3	4	7	4-0	2	5	0	11	5.5	9
Warren	4-2	81	9-25	.360	0-2	.000	0-1	.000	4	4	8	0	6-0	1	1	2	18	4.5	12

## Series Highlights & Top Performances

Phoenix has won 15 of the last 37 meetings... The Suns captured the first 16 meetings between the clubs... Jan. 6, 2006, **Steve Nash** dished out a franchise-record 12 assists in the first quarter... Jan. 30, 1998, the Heat scored 71 points, the then fifth lowest ever by a Suns opponent... Series bests: **Charles Barkley** tallied 39 points on Dec. 12, 1992 in Miami... March 21, 1995 in Miami, Barkley grabbed 18 rebounds in Phoenix's 121-117 overtime victory... Jan. 27, 1997, **Alonzo Mourning** blocked six shots in Miami's 125-97 win, the Heat's largest in the series... Dec. 29, 1990 in Phoenix, **Kevin Johnson** dished out 19 assists in Phoenix's largest-ever win over the Heat, 134-95... Dec. 9, 1995 in Phoenix, rookie **Sasha Danilovic** tallied a career and Heat series-high of 30 points as Miami escaped with its first-ever victory over the Suns, 94-92... Dec. 26, 1991 in Phoenix, the Suns set a team record with eight blocks in the second quarter.

## By The Numbers:

### Suns vs. Miami 2016-2017: 1-1

**1/3/17 at Phoenix:** Suns 99, Heat 90

**3/21/17 at Miami:** Heat 112, Suns 97

### All-Time Series Results:

**Suns vs. Heat at Phoenix:** 17-11

**Suns vs. Heat at Miami:** 15-14

**Suns vs. Heat overall:** 32-25

**Suns largest margin of victory:** 39 (134-95, 12/29/90)

**Suns high point total:** 134 (12/29/90)

**Suns low point total:** 72 (12/9/03)

**Heat largest margin of victory:** 28 (125-97, 1/27/97)

**Heat high point total:** 135 (3/4/09)

**Heat low point total:** 71 (1/30/98)

	HOME	AWAY
<b>Suns last win:</b>	1/3/17 (99-90)	11/3/09 (104-96)
<b>Suns last loss:</b>	1/8/16 (103-95)	3/21/17 (112-97)
<b>Streaks:</b>	Won one	Lost eight



# Milwaukee Bucks



**1001 N. Fourth Street  
Milwaukee, WI 53203  
(414) 227-0500  
Fax: (414) 227-0543  
www.bucks.com**

**2017-2018 vs. Suns:**

November 22 at Phoenix  
January 22 at Milwaukee

**2016-2017 Finish:**

**42-40 (.512)**

Second in Central Division

**Playoffs:**

Lost to Toronto 4-2

**Owners**

Wes Edens, Marc Lasry,  
Jamie Dinan

**General Manager**

Jon Horst

**Head Coach**

Jason Kidd

**Assistant Coaches**

Joe Prunty, Eric Hughes,  
Greg Foster, Sean Sweeney,  
Stacey Augmon, Frank Johnson,  
Josh Broghamer

**Head Athletic Trainer**

Scott Faust

**Sr. Vice President of Communications**

Barry Baum

**Vice President of Public Relations**

Dan Smyczek

**Public Relations Assistant**

Eric Kohlbeck

**Home Court** BMO Harris Bradley Center (18,717, built in 1988)

**Team Colors** Good Land Green, Cream City Cream, Great Lakes Blue, Bucks Black

**Radio**

WTMJ (620 AM) Ted Davis, Dennis Krause

**TV**

Fox Sports Wisconsin (Cable)  
Jim Paschke, Gus Johnson, Marques Johnson, Jon McGlocklin

**2016-2017 Regular Season Stats – Suns vs. Bucks**

PLAYER	G-GS	MIN	FG-FGA	PCT	3FG-FGA	PCT	FT-FTA	PCT	OFF	DEF	TOT	AST	PF	DQ	STL	TO	BLK	PTS	AVG	HI
Booker	2-2	73	14-30	.467	7-11	.636	11-12	.917	1	6	7	7	8-0	1	8	0	46	23.0	31	
Chris Warren	2-2	40	13-23	.565	3-6	.500	6-12	.500	4	3	7	1	8-0	1	1	2	35	17.5	27	
Tucker	2-2	76	16-32	.500	1-6	.167	0-0	—	3	8	11	5	7-0	2	1	0	33	16.5	23	
Bledsoe	1-0	37	5-7	.714	2-3	.667	1-1	1.000	1	3	4	1	5-0	7	1	0	13	13.0	13	
Williams	2-2	69	7-21	.333	1-5	.200	9-10	.900	1	7	8	15	4-0	3	11	2	24	12.0	13	
Len	2-0	37	7-14	.500	0-0	—	4-5	.800	7	8	15	3	4-0	3	3	1	18	9.0	17	
Barbosa	2-1	25	5-12	.417	0-0	—	2-2	1.000	5	5	10	0	4-0	2	0	0	12	6.0	6	
Chandler	2-0	28	5-11	.455	0-1	.000	0-0	—	0	1	1	4	1-0	0	1	0	10	5.0	6	
Dudley	1-1	25	1-1	1.000	0-0	—	3-4	.750	3	11	14	3	3-0	0	2	0	5	5.0	5	
Knight	2-0	31	2-8	.250	2-6	.333	0-0	—	0	3	3	4	2-0	1	2	1	6	3.0	6	
Jones	1-0	7	1-5	.200	0-2	.000	0-0	—	1	0	1	3	2-0	0	1	0	2	2.0	2	
Utis	2-0	13	1-2	.500	0-0	—	0-0	—	0	0	0	1-0	1	3	2	2	1.0	2		
Utis	2-0	17	1-8	.125	0-2	.000	0-0	—	0	1	1	2	1-0	0	2	0	2	1.0	2	
<b>SUNS</b>	<b>2</b>	<b>480</b>	<b>78-174</b>	<b>.448</b>	<b>16-42</b>	<b>.381</b>	<b>36-46</b>	<b>.783</b>	<b>26</b>	<b>56</b>	<b>82</b>	<b>48</b>	<b>50-0</b>	<b>21</b>	<b>38</b>	<b>8</b>	<b>208</b>	<b>104.0</b>	<b>112</b>	
PLAYER	G-GS	MIN	FG-FGA	PCT	3FG-FGA	PCT	FT-FTA	PCT	OFF	DEF	TOT	AST	PF	DQ	STL	TO	BLK	PTS	AVG	HI
Antetokounmpo	2-2	70	23-33	.697	0-3	.000	12-16	.750	3	17	20	12	7-0	1	8	6	58	29.0	30	
Parker	1-1	31	7-10	.700	0-1	.000	4-6	.667	2	7	9	2	1-0	0	2	1	18	18.0	18	
Henson	1-1	25	6-8	.750	0-0	—	3-5	.600	2	5	7	1	4-0	1	3	1	15	15.0	15	
Brogdon	2-0	49	11-17	.647	2-4	.500	4-5	.800	2	3	5	15	4-0	5	3	1	28	14.0	15	
Monroe	2-0	54	10-18	.556	0-0	—	7-8	.875	2	10	12	5	8-0	6	4	3	27	13.5	14	
Beasley	2-0	30	11-14	.786	0-0	—	1-1	1.000	1	3	4	0	3-0	1	4	1	23	11.5	17	
Jones (TOT)	3-2	77	13-31	.419	2-7	.286	2-8	.250	4	18	22	9	6-1	4	3	5	30	10.0	19	
Snell	2-2	58	7-16	.438	4-9	.444	1-2	.500	1	3	4	3	4-0	0	3	1	19	9.5	13	
Teletovic	2-0	34	6-12	.500	2-6	.333	5-5	1.000	0	3	3	3	4-0	0	0	0	19	9.5	19	
Middleton	1-1	28	3-8	.375	1-3	.333	1-1	1.000	0	7	7	2	3-0	0	4	0	8	8.0	8	
Terry	2-0	34	3-4	.750	3-4	.750	2-2	1.000	1	0	1	3	1-0	3	1	2	11	5.5	9	
Dellavedova	2-2	47	4-11	.364	1-5	.200	0-0	—	0	2	2	6	5-0	2	3	0	9	4.5	9	
Maker	2-1	18	0-6	.000	0-2	.000	2-2	1.000	1	1	2	2	2-0	0	0	1	2	1.0	2	
Vaughn	1-0	4	0-1	.000	0-0	—	0-0	—	0	1	1	1	0-0	0	0	0	0	0.0	0	
<b>BUCKS</b>	<b>2</b>	<b>480</b>	<b>91-158</b>	<b>.576</b>	<b>13-37</b>	<b>.351</b>	<b>42-53</b>	<b>.792</b>	<b>15</b>	<b>62</b>	<b>77</b>	<b>55</b>	<b>46-0</b>	<b>19</b>	<b>36</b>	<b>17</b>	<b>237</b>	<b>118.5</b>	<b>137</b>	

## Series Scores & Summary

Date	Site	Final	%A	Date	Site	Final	%A	Date	Site	Final	%A	Date	Site	Final	%A
11/23/68	Mil	112-115	L	12/3/72	Phx	101-119	L	12/12/78	Mil	114-120	L	3/27/90	Mil	127-133	L
12/22/68	Mil	116-127	L	2/6/73	Mil	111-126	L	1/17/79	Mil	118-123	L	1/5/91	Mil	86-88	L
1/3/69	Mil	104-121	L	3/12/73	Mil	95-126	L	1/31/79	Phx	123-118	W	3/28/91	Phx	102-88	W
1/29/69	Tucson	111-107	W	3/25/73	Phx	112-114	L	10/19/79	Mil	94-95	L	3/12/92	Mil	106-100	W
2/2/69	Phx	122-121	W	10/12/73	Phx	84-107	L	10/3/79	Phx	108-114	L	3/25/92	Phx	132-104	W
2/23/69	Mil	103-107	L	10/27/73	Mil	95-104	L	12/23/79	Mil	106-103	W	12/6/92	Mil	122-112	W
3/19/69	Phx	110-117	L	12/22/73	Phx	121-112	W	1/25/80	Phx	110-96	W	3/28/93	Phx	109-103	W
3/23/69	Phx	118-128	L	1/5/74	Mil	109-118	L	2/10/80	Mil	107-109	L	1/26/96	Mil	117-98	W
10/26/69	Phx	99-119	L	1/25/74	Phx	108-112	L	2/27/80*	Mil	110-119	L	12/13/93	Phx	112-104	W
12/21/69	Mil	111-118	L	3/11/74	Mil	92-105	L	1/11/81	Mil	109-123	L	12/29/94	Mil	123-106	W
1/9/70	Mil	116-120	L	11/19/74	Mil	108-122	L	1/23/81	Phx	131-122	L	1/9/95	Phx	119-102	W
1/31/70	Mil	106-107	L	12/19/74	Phx	108-112	L	2/7/82	Mil	92-107	L	3/23/96	Phx	107-97	W
2/11/70	Mil	120-127	L	2/23/75	Madison	106-97	W	3/26/82	Phx	113-112	W	3/29/96	Phx	108-85	W
11/17/70	Mil	105-124	L	3/25/75	Phx	92-87	W	1/9/83	Mil	96-106	L	11/12/96*	Mil	89-99	L
2/22/70	Phx	124-144	L	11/19/75	Phx	94-96	L	2/22/83	Phx	112-105	L	3/25/97	Phx	117-112	W
12/12/70	Phx	113-111	W	12/17/75	Phx	116-111	W	11/18/83	Phx	94-109	L	11/12/97	Phx	103-95	W
2/8/71	Mil	94-118	L	12/28/75	Mil	85-88	L	2/14/84	Mil	83-92	L	12/12/97	Mil	90-86	W
2/21/71	Phx	97-125	L	1/29/76	Phx	96-105	L	11/16/84	Phx	118-106	W	3/16/99	Mil	110-92	W
3/14/71	Madison	125-113	W	1/31/76	Mil	108-106	W	3/16/85	Mil	96-125	L	11/12/99	Mil	92-107	L
3/16/71	Phx	111-119	L	11/17/76	Phx	103-95	W	11/24/85*	Phx	138-140	L	12/20/99	Phx	108-101	W
10/14/71	Mil	97-110	L	1/4/77	Mil	111-139	L	3/12/86*	Mil	127-126	L	12/7/00	Mil	104-96	W
11/9/71	Mil	113-118	L	2/2/77	Phx	130-113	W	2/21/87	Mil	107-115	L	4/1/01	Phx	106-99	W
1/11/72	Mil	115-114	W	3/29/77	Mil	122-110	W	3/9/87	Mil	110-118	L	11/28/01	Phx	104-84	W
2/2/72	Phx	103-106	L	1/3/78	Mil	125-103	W	3/11/88	Mil	107-117	L	1/22/02	Mil	92-81	W
2/26/72*	Madison	117-119	L	2/3/78	Phx	115-105	L	3/24/88	Phx	119-114	W	11/25/02	Phx	86-81	W
3/15/72	Phx	110-106	W	3/3/78	Phx	132-126	W	3/11/89	Mil	93-100	L	2/26/03	Mil	118-112	W
10/13/72	Phx	105-117	L	3/14/78	Mil	106-121	L	3/31/89	Phx	122-104	W	1/7/04	Mil	87-95	L
11/4/72	Mil	105-104	W	10/24/78	Phx	124-116	W	12/8/89	Phx	123-98	W	3/20/04	Phx	123-111	W

\*Overtime

## Suns Players Career Statistics vs. Bucks

PLAYER	G-GS	MIN	FG-FGA	PCT	3FG-FGA	PCT	FT-FTA	PCT	OFF	DEF	TOT	AST	PF-DQ	STL	TO	BLK	PTS	AVG	HI
Bledsoe	9-5	250	26-64	.406	3-15	.200	25-29	.862	4	21	25	41	18-0	14	36	4	80	8.9	18
Booker	4-3	129	23-51	.451	9-20	.450	16-17	.941	2	11	13	13	12-0	4	16	0	71	17.8	31
Chandler	41-32	1178	125-206	.607	0-1	.000	102-152	.671	128	264	392	29	113-0	23	66	52	352	8.6	20
Chris	2-2	40	13-23	.565	3-6	.500	6-12	.500	4	3	7	1	8-0	1	1	2	35	17.5	27
Daniels	5-0	41	8-21	.381	5-14	.357	0-0	—	2	5	7	1	1-0	2	5	0	21	4.2	7
Dudley	20-6	446	59-118	.500	21-47	.447	22-28	.786	16	58	74	40	31-0	15	17	7	161	8.1	19
Jones	2-0	13	1-2	.500	0-0	—	0-0	—	0	0	0	1	0-0	1	3	2	2	1.0	2
Knight	11-10	323	51-132	.386	15-42	.357	27-29	.931	3	23	26	44	26-0	8	28	1	144	13.1	26
Len	7-4	149	23-48	.479	0-0	—	7-10	.700	20	36	56	6	22-1	3	5	12	53	7.6	17
Millsap	2-0	43	1-10	.100	1-6	.167	5-6	.833	1	8	9	2	6-0	6	3	1	8	4.0	5
Ulis	2-0	17	1-8	.125	0-2	.000	0-0	—	0	1	1	2	1-0	0	2	0	2	1.0	2
Warren	4-2	104	23-45	.511	1-7	.143	6-6	1.000	3	9	12	5	11-0	2	1	1	53	13.3	23
Williams	2-0	37	7-14	.500	0-0	—	4-5	.800	7	8	15	3	4-0	3	3	1	18	9.0	17

## Series Highlights & Top Performances

The Suns have won 40 of the last 52 meetings... Prior to a 98-94 home loss on Jan. 17, 2013, Phoenix had claimed 24-straight wins at home, the longest home win streak against a single opponent in franchise history... Series bests: March 16, 1971 in Phoenix, second-year center **Law Alcindor** scored 48 points... March 27, 1990 in Milwaukee, **Kevin Johnson** scored a Suns series-high 44 points... Oct. 14, 1971 in Phoenix, **Oscar Robertson** tallied 17 assists... Oct. 12, 1973 in Phoenix, Alcindor recorded nine blocked shots... Dec. 8, 1989 in Phoenix, Sun **Mark West** grabbed 24 rebounds.

## By The Numbers:

### Suns vs. Milwaukee 2016-2017: 0-2

**2/4/17 at Phoenix:** Bucks 137, Suns 112

**2/26/17 at Milwaukee:** Bucks 100, Suns 96

### All-Time Series Results:

**Suns vs. Bucks at Phoenix:** 42-27

**Suns vs. Bucks at Milwaukee:** 27-42

**Suns vs. Bucks overall:** 69-69

**Suns largest margin of victory:** 28 (132-104, 3/25/92)

**Suns high point total:** 138 (11/24/85\*)

**Suns low point total:** 83 (2/14/84)

**Bucks largest margin of victory:** 31 (126-95, 3/12/73)

**Bucks high point total:** 144 (2/22/70)

**Bucks low point total:** 77 (2/2/11)

	HOME	AWAY
<b>Suns last win:</b>	1/4/14 (116-100)	1/29/14 (126-117)
<b>Suns last loss:</b>	2/4/17 (137-112)	2/26/17 (100-96)
<b>Streaks:</b>	Lost three	Lost two



# Minnesota Timberwolves

600 Hennepin Ave., Ste. 300  
 Minneapolis, MN 55403  
 (612) 673-1600  
 Fax: (612) 673-1699  
 www.timberwolves.com

**2017-2018 vs. Suns:**

November 11 at Phoenix  
 November 26 at Minnesota  
 December 16 at Minnesota  
 December 23 at Phoenix

**2016-2017 Finish:**

**31-51 (.378)**

Fifth in Northwest Division

**Playoffs:**

Did not qualify

<b>Owner</b>	Glenn Taylor
<b>Chief Executive Officer</b>	Ethan Casson
<b>Pres. of Basketball Ops./Head Coach</b>	Tom Thibodeau
<b>General Manager</b>	Scott Layden
<b>Head Coach</b>	Tom Thibodeau
<b>Assistant Coaches</b>	Ryan Saunders, Andy Greer, Ed Pinckney, Rick Brunson
<b>Head Athletic Trainer</b>	Gregg Farnam
<b>Vice President of Communications</b>	Brad Ruitter
<b>Senior Public Relations Manager</b>	Aaron Seehusen
<b>Communications Manager</b>	Dan Bell
<b>Public Relations Manager</b>	Alex King
<b>Home Court</b>	Target Center (19,356, built in 1990)
<b>Team Colors</b>	Blue, Green, Gray
<b>Radio</b>	WCCO (830 AM) Alan Horton
<b>TV</b>	Fox Sports North Dave Benz, Jim Petersen

**2016-2017 Regular Season Stats – Suns vs. Timberwolves**

PLAYER	G-GS	MIN	FG-FGA	PCT	3FG-FGA	PCT	FT-FTA	PCT	OFF	DEF	TOT	AST	PF	DQ	STL	TO	BLK	PTS	AVG	HI
Bledsoe	3-3	97	22-53	.415	6-14	.429	18-23	.783	2	6	8	20	9-0	6	15	2	68	22.7	27	
Booker	3-3	105	19-48	.396	6-15	.400	11-12	.917	1	5	6	9	8-0	2	10	2	55	18.3	26	
Knight	3-1	79	16-32	.500	1-8	.125	13-13	1.000	1	7	8	6	8-0	2	3	0	46	15.3	21	
Chandler	3-2	78	14-14	1.000	0-0	—	9-13	.692	11	25	36	0	10-0	0	5	2	37	12.3	22	
Dudley	2-0	42	6-11	.545	2-6	.333	2-3	.667	2	5	7	0	7-0	2	2	0	16	8.0	12	
Chris	3-3	52	8-22	.364	2-7	.286	2-4	.500	3	5	8	4	10-0	3	2	2	20	6.7	9	
Len	3-1	73	7-12	.583	0-1	.000	4-5	.800	8	18	26	0	8-0	0	11	6	18	6.0	11	
Tucker	3-1	97	4-15	.267	1-4	.250	7-10	.700	2	15	17	7	5-0	9	2	1	16	5.3	8	
Warren	2-1	40	4-16	.250	0-2	.000	0-1	.000	2	1	3	2	5-0	1	2	0	8	4.0	8	
Ulis	2-0	19	2-8	.250	1-2	.500	2-2	1.000	0	2	2	1	1-0	1	4	0	7	3.5	4	
Barbosa	3-0	31	4-14	.286	2-5	.400	0-0	—	1	3	4	4	1-0	3	0	0	10	3.3	10	
Bender	1-0	7	1-2	.500	1-2	.500	0-2	.000	0	1	1	0	0-0	0	1	0	3	3.0	3	
<b>SUNS</b>	<b>3</b>	<b>720</b>	<b>107-247</b>	<b>.433</b>	<b>22-66</b>	<b>.333</b>	<b>68-88</b>	<b>.773</b>	<b>33</b>	<b>93</b>	<b>126</b>	<b>53</b>	<b>72-0</b>	<b>29</b>	<b>58</b>	<b>15</b>	<b>304</b>	<b>101.3</b>	<b>111</b>	

PLAYER	G-GS	MIN	FG-FGA	PCT	3FG-FGA	PCT	FT-FTA	PCT	OFF	DEF	TOT	AST	PF	DQ	STL	TO	BLK	PTS	AVG	HI
Wiggins	3-3	118	29-60	.483	4-9	.444	20-23	.870	2	13	15	6	9-0	5	7	0	82	27.3	31	
Towns	3-3	109	26-49	.531	3-9	.333	13-15	.867	7	28	35	9	11-0	3	11	4	68	22.7	28	
LaVine	3-3	106	18-38	.474	5-15	.333	6-8	.750	3	5	8	7	9-0	4	6	1	47	15.7	23	
Dieng	3-3	111	17-31	.548	1-2	.500	2-2	1.000	12	13	25	5	14-0	5	6	9	37	12.3	16	
Rubio	3-3	95	9-20	.450	2-5	.400	13-14	.929	2	6	8	26	9-0	8	9	0	33	11.0	14	
Muhammad	3-0	54	9-20	.450	2-5	.400	4-5	.800	2	7	9	3	3-0	0	1	0	24	8.0	16	
Jones	1-0	19	3-6	.500	0-0	—	0-0	—	0	2	2	3	0-0	2	0	0	6	6.0	6	
Dunn	3-0	37	5-17	.294	2-5	.400	1-1	1.000	0	6	6	3	5-0	1	9	3	13	4.3	8	
Aldrich	3-0	27	3-4	.750	0-0	—	6-6	1.000	3	6	9	1	6-0	0	2	1	12	4.0	4	
Casspi (TOT)	1-0	9	2-2	1.000	0-0	—	0-0	—	1	2	3	0	0-0	1	2	0	4	4.0	4	
Bjelica	3-0	39	1-10	.100	1-8	.125	0-0	—	1	4	5	2	7-0	2	0	1	3	1.0	3	
Rush	1-0	5	0-0	—	0-0	—	0-0	—	0	0	0	1	0-0	1	0	0	0	0.0	0	
<b>TIMBERWOLVES</b>	<b>3</b>	<b>720</b>	<b>120-255</b>	<b>.471</b>	<b>20-58</b>	<b>.345</b>	<b>65-74</b>	<b>.878</b>	<b>32</b>	<b>90</b>	<b>122</b>	<b>66</b>	<b>73-0</b>	<b>31</b>	<b>51</b>	<b>19</b>	<b>325</b>	<b>108.3</b>	<b>115</b>	

## Series Scores & Summary

Date	Site	Final	W <sup>A</sup>	Date	Site	Final	W <sup>A</sup>	Date	Site	Final	W <sup>A</sup>	Date	Site	Final	W <sup>A</sup>
12/29/89	Min	118-101	W	12/10/94	Min	103-89	W	4/2/00	Min	87-86	W	12/26/05	Min	103-89	W
1/18/90	Phx	113-96	W	1/24/95	Min	100-85	W	1/7/01	Phx	88-108	L	2/6/06	Phx	101-103	L
3/10/90*	Min	101-98	W	3/31/95	Phx	106-96	W	1/23/01	Min	73-82	L	3/11/06	Phx	110-102	W
3/23/90	Phx	120-99	W	12/1/95	Phx	111-105	W	2/14/01	Phx	104-96	W	1/21/07	Phx	131-102	W
12/19/90	Phx	112-96	W	1/4/96	Phx	93-98	L	4/6/01	Min	88-101	L	1/29/07	Min	112-121	L
1/7/91	Min	119-106	W	1/24/96	Min	101-91	W	1/18/02*	Phx	103-100	W	2/23/07	Min	116-104	W
3/10/91	Min	123-109	W	2/28/96	Min	117-93	W	2/13/02	Min	92-107	L	3/20/07	Phx	108-90	W
3/26/91	Phx	117-95	W	11/5/96	Phx	95-98	L	3/8/02	Phx	81-76	W	12/8/07	Min	93-100	L
12/3/91	Min	101-95	W	12/13/96	Min	105-108	L	4/6/02	Min	104-108	L	1/18/08	Phx	115-95	W
11/19/92	Phx	131-111	W	2/16/97	Min	96-107	L	12/30/02	Min	98-104	L	1/23/08	Min	107-117	L
3/15/92	Min	118-113	W	4/8/97	Phx	115-107	W	2/23/03	Min	97-99	L	4/4/08	Phx	117-88	W
3/21/92	Phx	121-105	W	11/18/97	Phx	90-108	L	3/9/03	Phx	98-105	L	11/26/08	Min	110-102	W
11/14/92	Min	108-101	W	12/13/97	Min	101-112	L	4/5/03	Phx	111-94	W	1/16/09	Phx	103-105	L
1/27/93*	Min	117-116	W	1/7/98	Min	92-77	W	12/3/03	Phx	79-92	L	4/11/09	Min	110-97	W
2/3/93	Phx	122-102	W	3/25/98	Phx	97-99	L	1/25/04	Min	95-99	L	11/1/09	Phx	120-112	W
4/14/93	Phx	98-84	W	4/7/99	Phx	90-82	W	2/17/04	Min	95-110	L	11/27/09	Min	120-95	W
1/7/94	Min	110-103	W	4/28/99	Phx	92-97	L	3/19/04	Phx	80-93	L	3/16/10	Phx	152-114	W
2/9/94	Min	111-106	W	5/5/99	Phx	100-96	W	12/3/04	Phx	93-97	L	3/28/10	Min	111-105	W
2/24/94	Min	120-101	W	11/13/99	Min	100-110	L	1/4/05	Min	122-115	W	12/5/10	Phx	128-126	W
3/4/94	Phx	106-101	W	2/10/00	Phx	101-85	W	2/2/05	Min	108-79	W	4/6/11	Min	108-98	W
11/16/94	Phx	105-90	W	3/14/00	Phx	107-100	W	4/1/05	Phx	107-98	W	4/11/11*	Phx	135-127	W

\*Overtime

## Suns Players Career Statistics vs. Timberwolves

PLAYER	G-S	MIN	FG-FGA	PCT	3FG-FGA	PCT	FT-FTA	PCT	OFF	DEF	TOT	AST	PF-DQ	STL	TO	BLK	PTS	AVG	HI
Bender	1-0	7	1-2	.500	1-2	.500	0-2	.000	0	1	1	0	0-0	0	1	0	3	3.0	3
Bledsoe	20-12	532	76-202	.376	14-49	.286	72-89	.809	17	62	79	85	38-0	38	65	10	238	11.9	27
Booker	7-6	232	40-97	.412	9-24	.375	27-30	.900	2	11	13	21	24-0	2	21	3	116	16.6	30
Chandler	33-24	925	107-160	.669	0-0	—	65-98	.663	102	201	303	38	106-3	14	39	43	279	8.5	22
Chris	3-3	52	8-22	.364	2-7	.286	2-4	.500	3	5	8	4	10-0	3	2	2	20	6.7	9
Daniels	3-0	32	5-17	.294	3-13	.231	1-2	.500	0	0	0	2	3-0	0	2	0	14	4.7	11
Dudley	27-11	719	108-213	.507	33-79	.418	31-39	.795	19	72	91	47	42-0	28	20	5	280	10.4	28
Knight	15-13	475	87-206	.422	29-79	.367	38-47	.809	7	28	35	56	41-0	20	49	3	241	16.1	30
Len	12-8	280	35-71	.493	0-4	.000	20-23	.870	35	63	98	9	35-0	5	30	20	90	7.5	18
Millspaugh	3-0	46	6-14	.429	1-6	.167	5-6	.833	2	5	7	3	6-0	3	4	1	18	6.0	13
Utis	2-0	19	2-8	.250	1-2	.500	2-2	1.000	0	2	2	1	1-0	1	4	0	7	3.5	4
Warren	7-1	111	20-50	.400	0-6	.000	3-7	.429	11	7	18	3	15-0	4	3	2	43	6.1	17
Williams	1-0	3	0-1	.000	0-0	—	0-0	—	2	0	2	0	2-0	0	2	0	0	0.0	0

## Series Highlights & Top Performances

The Suns won the first 25 games in the series and have won 29 of the last 45 matchups... March 28, 2016, **Devin Booker** and **Brandon Knight** each scored 30 points and had five assists at Minnesota to become the first Suns teammates to each score 30-plus points and have five-plus assists since **Dan Majerle** (37, 9) and **Jeff Hornacek** (31, 14) vs. Charlotte on Nov. 29, 1991... In that same game, **P.J. Tucker** scored a career-high 23 points to go with 12 rebounds, five assists and two steals... March 28, 2010, Leandro Barbosa became just the third Sun in franchise history to reach 700 three-pointers made in a Phoenix uniform (Nash, Majerle)... The Wolves' 121-112 win on Jan. 29, 2007 snapped the Suns' franchise-record 17-game win streak... Minnesota claimed its first-ever series win Jan. 4, 1996 with a 98-93 road victory... Jan. 27, 1993 in Minnesota, **Charles Barkley** grabbed a series-high 24 rebounds... Jan. 18, 1990 in Phoenix, **Kevin Johnson** dished out a series-best 17 assists.

## By The Numbers:

### Suns vs. Minnesota 2016-2017: 0-3

**11/25/16 at Phoenix:** Wolves 98, Suns 85

**12/19/16 at Minnesota:** Wolves 115, Suns 108

**1/24/17 at Phoenix:** Wolves 112, Suns 111

### All-Time Series Results:

**Suns vs. Wolves at Phoenix:** 38-16

**Suns vs. Wolves at Minnesota:** 29-22

**Suns vs. Wolves overall:** 67-38

**Suns largest margin of victory:** 38 (152-114, 3/16/10)

**Suns high point total:** 152 (3/16/10)

**Suns low point total:** 73 (1/23/01)

**Wolves largest margin of victory:** 31 (117-86, 3/22/13)

**Wolves high point total:** 127 (4/11/11\*)

**Wolves low point total:** 76 (3/8/02)

	HOME	AWAY
<b>Suns last win:</b>	3/14/16 (107-104)	1/7/15 (113-111)
<b>Suns last loss:</b>	1/24/17 (117-87)	12/19/16 (117-87)
<b>Streaks:</b>	Lost two	Lost four

# New Orleans Pelicans



**5800 Airline Drive  
Metairie, LA 70003  
(504) 593-4700  
Fax: (504) 593-4702  
www.pelicans.com**

**2017-2018 vs. Suns:**

November 24 at Phoenix  
February 26 at New Orleans  
April 6 at Phoenix

**2016-2017 Finish:**

**34-48 (.415)**  
Fourth in Southwest Division

**Playoffs:**

Did not qualify

<b>Owner</b>	Tom Benson
<b>President</b>	Dennis Lauscha
<b>General Manager</b>	Dell Demps
<b>Head Coach</b>	Alvin Gentry
<b>Associate Head Coach</b>	Darren Erman
<b>Assistant Coaches</b>	Chris Finch, Fred Vinson, Kevin Hanson, Jamelle McMillan, Elvis Valcarcel
<b>Head Athletic Trainer</b>	Duane Brooks
<b>Sr. VP of Comm./Broadcasting</b>	Greg Bensel
<b>Director of Basketball Communications</b>	Matt Ryan
<b>Basketball Communications Manager</b>	Will McClaran
<b>Basketball Communications Coordinator</b>	Chris Trahan
<b>Home Court</b>	Smoothie King Center (16,867, built in 1999)
<b>Team Colors</b>	Blue, Gold, Red
<b>Radio</b>	WRNO (99.5 FM) Sean Kelley, John DeShazier
<b>TV</b>	Fox Sports New Orleans (Cable), Joel Meyers, David Wesley, Jen Hale

**2016-2017 Regular Season Stats – Suns vs. Pelicans**

PLAYER	G-GS	MIN	FG-FGA	PCT	3FG-FGA	PCT	FT-FTA	PCT	OFF	DEF	TOT	AST	PF	DQ	STL	TO	BLK	PTS	AVG	HI
Bledsoe	4-4	138	34-70	.486	9-28	.321	23-29	.793	4	15	19	22	18-1	5	16	0	100	25.0	37	
Booker	4-4	153	33-76	.434	8-29	.276	15-17	.882	0	12	12	16	15-1	3	18	3	89	22.3	38	
Warren	3-3	99	13-36	.361	1-5	.200	11-13	.846	5	8	13	2	2-0	6	3	3	38	12.7	20	
Chandler	4-4	124	14-23	.609	0-0	—	13-15	.867	16	44	60	3	9-0	0	2	3	41	10.3	14	
Knight	4-0	81	16-35	.457	2-8	.250	6-8	.750	0	6	6	11	4-0	2	7	0	40	10.0	12	
Barbosa	4-0	76	15-31	.484	4-7	.571	2-2	1.000	0	7	7	5	8-0	1	3	0	36	9.0	18	
Tucker	4-1	139	13-35	.371	4-16	.250	0-0	—	11	29	40	7	16-0	5	7	4	30	7.5	11	
Dudley	4-1	72	11-20	.550	7-12	.583	0-0	—	2	9	11	7	10-0	0	3	1	29	7.3	12	
Len	4-0	58	7-23	.304	0-0	—	8-10	.800	7	19	26	2	8-0	0	3	3	22	5.5	10	
Chriss	4-3	61	8-24	.333	0-8	.000	4-9	.444	2	11	13	4	12-0	4	3	1	20	5.0	7	
Bender	1-0	6	0-2	.000	0-2	.000	0-0	—	1	0	1	0	0-0	0	0	0	0	0.0	0	
Utis	1-0	2	0-0	—	0-0	—	0-0	—	0	0	0	0	0-0	1	0	0	0	0.0	0	
<b>SUNS</b>	<b>4</b>	<b>1010</b>	<b>164-375</b>	<b>.437</b>	<b>35-115</b>	<b>.304</b>	<b>82-103</b>	<b>.796</b>	<b>48</b>	<b>160</b>	<b>208</b>	<b>79</b>	<b>102-2</b>	<b>27</b>	<b>67</b>	<b>18</b>	<b>445</b>	<b>111.3</b>	<b>119</b>	
<b>PLAYER</b>	<b>G-GS</b>	<b>MIN</b>	<b>FG-FGA</b>	<b>PCT</b>	<b>3FG-FGA</b>	<b>PCT</b>	<b>FT-FTA</b>	<b>PCT</b>	<b>OFF</b>	<b>DEF</b>	<b>TOT</b>	<b>AST</b>	<b>PF</b>	<b>DQ</b>	<b>STL</b>	<b>TO</b>	<b>BLK</b>	<b>PTS</b>	<b>AVG</b>	<b>HI</b>
Holiday	3-3	113	24-51	.471	7-21	.333	16-21	.762	5	10	15	18	11-0	6	11	3	71	23.7	30	
Davis	4-4	168	31-65	.477	1-7	.143	31-37	.838	7	34	41	9	12-0	3	9	15	94	23.5	34	
Cousins (TOT)	2-2	59	12-26	.462	3-8	.375	19-25	.760	2	15	17	14	9-0	2	8	2	46	23.0	24	
Williams	1-0	20	5-8	.625	4-5	.800	3-3	1.000	1	2	3	1	0-0	0	0	0	17	17.0	17	
Moore	4-1	113	19-43	.442	5-14	.357	9-11	.818	1	6	7	8	15-0	9	5	2	52	13.0	16	
Jones	3-2	77	13-31	.419	2-7	.286	2-8	.250	4	18	22	9	6-1	4	3	5	30	10.0	19	
Stephenson	1-0	28	5-15	.333	0-4	.000	0-2	.000	0	1	1	7	3-0	0	1	0	10	10.0	10	
Frazier	3-1	72	11-19	.579	1-3	.333	6-7	.857	3	8	11	16	8-0	6	3	1	29	9.7	14	
Hield	4-3	87	13-37	.351	9-24	.375	3-5	.600	1	11	12	8	4-0	2	1	0	38	9.5	11	
Galloway	4-0	77	13-27	.481	11-21	.524	0-0	—	0	7	7	1	4-0	0	2	1	37	9.3	14	
Thompson (TOT)	2-0	48	7-12	.583	3-6	.500	1-2	.500	2	4	6	2	7-0	0	1	0	18	9.0	14	
Hill	4-4	110	9-24	.375	3-12	.250	12-15	.800	3	10	13	7	12-0	3	3	3	33	8.3	12	
Evans	2-0	33	6-14	.429	0-4	.000	3-5	.600	0	8	8	5	4-0	1	4	0	15	7.5	15	
Ajinca	2-2	31	5-10	.500	0-0	—	2-4	.500	3	5	8	0	6-0	3	2	0	12	6.0	7	
Cunningham	1-0	20	3-5	.600	0-0	—	0-0	—	1	4	5	0	1-0	1	0	1	6	6.0	6	
Diallo	1-0	9	1-3	.333	0-0	—	2-2	1.000	2	2	4	0	2-0	0	0	0	4	4.0	4	
Motiejunas (NO)	2-0	23	2-7	.286	0-2	.000	0-0	—	1	7	8	1	3-0	0	3	0	4	2.0	4	
Asik	2-0	29	0-2	.000	0-0	—	0-0	—	2	10	12	1	5-0	0	1	2	0	0.0	0	
<b>PELICANS</b>	<b>4</b>	<b>1010</b>	<b>160-361</b>	<b>.443</b>	<b>43-124</b>	<b>.347</b>	<b>89-120</b>	<b>.742</b>	<b>34</b>	<b>143</b>	<b>177</b>	<b>91</b>	<b>96-1</b>	<b>38</b>	<b>50</b>	<b>33</b>	<b>452</b>	<b>113.0</b>	<b>120</b>	

## Series Scores & Summary

Date	Site	Final	W/L	Date	Site	Final	W/L	Date	Site	Final	W/L	Date	Site	Final	W/L
1/20/03	N.O.#	102-114	L	3/9/07	Phx	104-103	W	1/30/11	Phx	104-102	W	2/28/14	Phx	116-104	W
3/1/03	Phx	92-97	L	4/6/07	N.O.%	103-95	W	3/16/11	N.O.	95-100	L	4/9/14	N.O.	94-88	W
12/11/03	Phx	101-111	L	12/15/07	N.O.	98-101	L	3/25/11	Phx	100-106	L	12/30/14	N.O.	106-110	L
3/26/04	N.O.	99-94	W	1/5/08	Phx	113-118	L	4/8/11	N.O.	97-109	L	3/19/15	Phx	74-72	W
11/17/04	N.O.	95-84	W	2/6/08**	Phx	130-132	L	12/26/11	Phx	84-85	L	4/10/15	N.O.	75-90	L
11/26/04	Phx	95-86	W	2/27/08	N.O.	103-120	L	12/30/11	N.O.	93-78	W	11/22/15	N.O.	116-122	L
12/29/04	N.O.	107-96	W	10/30/08	Phx	95-108	L	2/1/12	N.O.	120-103	W	11/25/15	Phx	114-120	L
4/12/05	Phx	99-85	W	12/3/08	N.O.	91-104	L	4/1/12	Phx	92-75	W	12/18/15	Phx	104-88	W
12/12/05	Phx	87-91	L	4/8/09	N.O.	105-100	W	11/23/12*	Phx	111-108	W	4/9/16	N.O.	121-100	W
12/16/05	N.O.+	101-88	W	11/11/09	Phx	124-104	W	2/6/13	N.O.	84-93	L	11/4/16*	N.O.	112-111	W
3/6/06	N.O.%	101-88	W	11/19/09	N.O.	103-110	L	4/7/13	Phx	92-95	L	12/11/16*	Phx	119-120	L
4/17/06	Phx	115-78	W	2/1/10	N.O.	109-100	W	11/5/13^	N.O.	104-98	W	2/6/17	N.O.	106-111	L
11/22/06	Phx	92-83	W	3/14/10	Phx	120-106	W	11/10/13	Phx	101-94	W	2/13/17	Phx	108-110	L

\*Overtime \*\*Double Overtime # New Orleans Hornets +Baton Rouge % Oklahoma City ^New Orleans Pelicans

## Suns Players Career Statistics vs. Pelicans

PLAYER	G-GS	MIN	FG-FGA	PCT	3FG-FGA	PCT	FT-FTA	PCT	OFF	DEF	TOT	AST	PF-DQ	STL	TO	BLK	PTS	AVG	HI
Bender	1-0	6	0-2	.000	0-2	.000	0-0	—	1	0	1	0	0-0	0	0	0	0	0.0	0
Bledsoe	23-16	673	116-237	.489	25-72	.347	82-103	.796	14	70	84	111	58-1	32	74	13	339	14.7	37
Booker	7-5	205	47-98	.480	11-35	.314	20-22	.909	1	20	21	22	21-1	5	20	4	125	17.9	38
Chandler	28-24	756	71-121	.587	0-2	.000	74-112	.661	76	195	271	17	73-1	6	33	51	216	7.7	16
Chriss	4-3	61	8-24	.333	0-8	.000	4-9	.444	2	11	13	4	12-0	4	3	1	20	5.0	7
Daniels	7-1	166	29-60	.483	24-46	.522	4-4	1.000	2	11	13	11	8-0	0	7	0	86	12.3	29
Dudley	28-11	763	110-219	.502	56-106	.528	51-66	.773	27	82	109	59	52-0	26	21	2	327	11.7	25
Knight	12-8	356	61-149	.409	15-53	.283	29-38	.763	4	24	28	52	22-0	12	23	0	166	13.8	29
Len	9-3	149	23-50	.460	1-1	1.000	10-15	.667	18	46	64	7	22-0	5	9	6	57	6.3	19
Millspap	2-1	40	1-8	.125	0-1	.000	0-2	.000	4	4	8	2	4-0	4	1	2	2	1.0	2
Utis	1-0	2	0-0	—	0-0	—	0-0	—	0	0	0	0	0-0	1	0	0	0	0.0	0
Warren	8-3	223	36-86	.419	4-12	.333	13-15	.867	14	13	27	5	11-0	9	6	3	89	11.1	20
Williams	1-0	8	1-4	.250	0-0	—	1-1	1.000	2	5	7	2	3-0	0	0	2	3	3.0	3

## Series Highlights & Top Performances

Phoenix has won 12 of the last 21 games against New Orleans... April 9, 2016, **Devin Booker** became the fourth-youngest player (LeBron James, Kobe Bryant, Kevin Durant) in NBA history at 19 years and 162 days old to reach 1,000 points... March 19, 2015, Phoenix held the Pelicans to an opponent season-low 72 points...The Suns lead 25-19 overall with a 5-2 record against the team as the Pelicans and a 20-17 record against the team as the Hornets... Dec. 12, 2005 in Phoenix, **Steve Nash** tallied a series-best 16 assists... April 12, 2005 in Phoenix, **Shawn Marion** swatted a series-high six blocks in addition to posting 18 points and 17 rebounds.

## By The Numbers:

### Suns vs. New Orleans 2016-2017: 1-3

**11/4/16 at New Orleans:** Suns 112, Pelicans 111 (ot)

**12/11/16 at Phoenix:** Pelicans 120, Suns 119

**2/6/17 at New Orleans:** Pelicans 111, Suns 106

**2/13/17 at Phoenix:** Pelicans 110, Suns 108

### All-Time Series Results:

**Suns vs. Pelicans at Phoenix:** 14-12

**Suns vs. Pelicans on road:** 14-12

**Suns vs. Pelicans overall:** 28-24

**Suns largest margin of victory:** 37 (115-78, 4/17/06)

**Suns high point total:** 130 (2/6/08\*\*)

**Suns low point total:** 74 (3/19/15)

**Pelicans largest margin of victory:** 13 (10/30/08, 12/3/08)

**Pelicans high point total:** 132 (2/6/08\*\*)

**Pelicans low point total:** 72 (3/19/15)

	HOME	AWAY
<b>Suns last win:</b>	12/18/15 (104-88)	11/4/16 (112-111*)
<b>Suns last loss:</b>	2/3/17 (110-108)	2/6/17 (111-106)
<b>Streaks:</b>	Lost two	Lost one



# New York Knicks



**Madison Square Garden**  
**Two Pennsylvania Plaza**  
**New York, NY 10121-0091**  
**(212) 465-6471**  
**Fax: (212) 465-6498**  
**www.nyknicks.com**

**2017-2018 vs. Suns:**

November 3 at New York  
 January 26 at Phoenix

**2016-2017 Finish:**

**31-51 (.378)**

Third in Atlantic Division

**Playoffs:**

Did not qualify

<b>Executive Chairman</b>	James L. Dolan
<b>President</b>	Steve Mills
<b>General Manager</b>	Scott Perry
<b>Head Coach</b>	Jeff Hornacek
<b>Associate Head Coach</b>	Kurt Rambis
<b>Assistant Coaches</b>	Howard Eisley, Corey Gaines, Jerry Sichting
<b>Head Athletic Trainer</b>	Roger Hinds
<b>Vice President, Public Relations</b>	Jonathan Supranowitz
<b>Director, Media Relations</b>	Gregg Schwartz
<b>Manager, Media Relations</b>	Derek Lapinski
<b>Coordinator, Media Relations</b>	Shakeemah Simmons
<b>Home Court</b>	Madison Square Garden (19,812, built in 1968)
<b>Team Colors</b>	Orange, Blue, White
<b>Radio</b>	ESPN Radio (98.7 FM) Mike Crispino, Brendan Brown
<b>TV</b>	MSG Network (Cable) Mike Breen, Walt Frazier

**2016-2017 Regular Season Stats – Suns vs. Knicks**

PLAYER	G-GS	MIN	FG-FGA	PCT	3FG-FGA	PCT	FT-FTA	PCT	OFF	DEF	TOT	AST	PF	DQ	STL	TO	BLK	PTS	AVG	HI
Bledsoe	2-2	78	15-35	.429	2-8	.250	22-22	1.000	3	8	11	15	2-0	2	5	2	54	27.0	31	
Booker	2-2	73	13-37	.351	4-9	.444	8-8	1.000	1	1	2	2	6-0	1	6	2	38	19.0	26	
Chris	2-2	53	11-22	.500	3-8	.375	4-6	.667	7	10	17	0	7-0	4	2	2	29	14.5	15	
Tucker	2-1	77	12-23	.522	3-10	.300	1-4	.250	2	8	10	3	7-0	6	5	1	28	14.0	15	
Knight	2-0	40	9-23	.391	3-9	.333	4-6	.667	1	6	7	5	2-0	1	3	0	25	12.5	14	
Chandler	2-2	73	7-13	.538	0-0	—	8-8	1.000	13	26	39	0	3-0	2	2	1	22	11.0	13	
Barbosa	1-0	18	3-5	.600	0-2	.000	0-0	—	0	3	3	0	0-0	0	1	1	6	6.0	6	
Dudley	1-0	22	2-4	.500	2-3	.667	0-0	—	0	6	6	1	4-0	2	3	1	6	6.0	6	
Len	1-0	10	0-3	.000	0-0	—	4-4	1.000	0	3	3	0	0-0	0	1	1	4	4.0	4	
Warren	1-1	29	2-6	.333	0-0	—	0-0	—	2	1	3	2	4-0	0	0	4	4.0	4.0	4	
Bender	2-0	19	1-5	.200	1-5	.200	0-0	—	0	1	1	0	7-0	0	1	0	3	1.5	3	
Williams	1-0	9	0-0	—	0-0	—	1-2	.500	0	1	1	0	4-0	0	0	1	1.0	1.0	1	
Utis	1-0	5	0-2	.000	0-0	—	0-0	—	1	1	2	0	0-0	0	1	0	0	0.0	0	
<b>SUNS</b>	<b>2</b>	<b>505</b>	<b>75-178</b>	<b>.421</b>	<b>18-54</b>	<b>.333</b>	<b>52-60</b>	<b>.867</b>	<b>30</b>	<b>75</b>	<b>105</b>	<b>28</b>	<b>46-0</b>	<b>18</b>	<b>31</b>	<b>11</b>	<b>220</b>	<b>110.0</b>	<b>113</b>	

PLAYER	G-GS	MIN	FG-FGA	PCT	3FG-FGA	PCT	FT-FTA	PCT	OFF	DEF	TOT	AST	PF	DQ	STL	TO	BLK	PTS	AVG	HI
Porzingis	2-2	75	19-36	.528	4-7	.571	6-7	.857	2	7	9	2	9-1	4	4	4	48	24.0	34	
Anthony	2-2	80	12-32	.375	5-8	.625	15-18	.833	1	12	13	11	4-0	1	3	0	44	22.0	31	
Rose	2-2	46	12-32	.375	0-2	.000	4-4	1.000	3	1	4	5	2-0	0	0	0	28	14.0	26	
Lee	2-2	66	11-17	.647	5-6	.833	0-0	—	3	3	6	5	6-0	2	0	1	27	13.5	14	
O'Quinn	2-0	33	9-17	.529	0-1	.000	4-6	.667	5	10	15	2	7-0	2	1	0	22	11.0	22	
Hernangomez	1-0	14	2-4	.500	0-0	—	2-2	1.000	0	8	8	1	2-0	0	1	0	6	6.0	6	
Thomas	1-0	23	1-4	.250	1-2	.500	3-3	1.000	1	1	2	1	1-0	1	1	0	6	6.0	6	
Holiday	2-0	30	4-9	.444	1-3	.333	2-2	1.000	1	2	3	3	4-0	0	1	0	11	5.5	8	
Kuzminskas	2-0	22	3-10	.300	1-5	.200	1-2	.500	0	1	1	0	3-0	1	1	0	8	4.0	7	
Noah	2-2	42	3-9	.333	0-0	—	2-7	.286	9	14	23	6	6-0	1	7	2	8	4.0	8	
Jennings	2-0	40	1-9	.111	0-5	.000	3-3	1.000	0	1	1	5	1-0	1	3	0	5	2.5	3	
Baker	2-0	34	1-7	.143	1-2	.500	0-0	—	1	3	4	2	2-0	3	3	0	3	1.5	3	
<b>KNICKS</b>	<b>2</b>	<b>505</b>	<b>78-186</b>	<b>.419</b>	<b>18-41</b>	<b>.439</b>	<b>42-54</b>	<b>.778</b>	<b>26</b>	<b>63</b>	<b>89</b>	<b>43</b>	<b>47-1</b>	<b>16</b>	<b>27</b>	<b>7</b>	<b>216</b>	<b>108.0</b>	<b>111</b>	

## Series Scores & Summary

Date	Site	Final	%A	Date	Site	Final	%A	Date	Site	Final	%A	Date	Site	Final	%A
10/24/68	Phx	109-92	W	3/13/73	N.Y.	111-115	L	12/4/79	N.Y.	114-118	L	2/24/92	Phx	104-95	W
12/10/68	N.Y.	106-111	L	12/11/73	N.Y.	97-105	L	1/23/80	Phx	109-119	L	1/18/93	N.Y.	103-106	L
1/9/69	N.Y.	120-134	L	1/19/74	Phx	112-89	W	1/26/81	N.Y.	99-94	W	3/23/93	Phx	121-92	W
2/12/69	N.Y.	105-112	L	2/5/74	N.Y.	90-106	L	2/15/81	Phx	101-115	L	1/25/94	N.Y.	96-98	L
3/7/69	N.Y.	87-119	L	3/20/74*	Phx	104-106	L	1/4/82	Phx	90-89	W	2/27/94	Phx	92-78	W
3/21/69	Phx	104-139	L	1/2/75	N.Y.	113-117	L	2/19/82	N.Y.	104-90	L	12/16/94	Phx	106-85	W
10/21/69	N.Y.	116-140	L	1/1/75	Phx	113-107	W	1/4/83	N.Y.	97-85	W	1/29/95	N.Y.	88-107	L
11/4/69	Phx	99-116	L	3/1/75	N.Y.	98-103	L	4/2/83	Phx	115-108	W	1/17/95	N.Y.	102-94	W
11/22/69	N.Y.	114-128	L	3/19/75	Phx	96-101	L	12/8/83	Phx	120-97	W	2/25/96	Phx	113-105	W
12/28/69	Phx	116-135	L	11/11/75	Phx	112-81	W	1/30/85	N.Y.	96-117	L	1/18/97	Phx	105-98	W
1/12/70	Salt Lake	114-130	L	12/30/75	N.Y.	88-114	L	1/3/86	Phx	110-93	W	2/18/97	N.Y.	94-95	L
2/24/70	N.Y.	105-121	L	1/1/76	Phx	99-99	W	3/12/85	N.Y.	123-119	W	1/16/97	Phx	75-105	L
11/17/70	N.Y.	100-103	L	3/30/76	N.Y.	113-97	W	11/2/85	N.Y.	93-103	L	11/29/97	N.Y.	80-102	L
12/20/70	Phx	118-133	L	12/11/76	N.Y.	96-112	L	1/31/86	Phx	112-117	L	3/26/99	Phx	87-94	L
1/4/71	Phx	107-88	W	1/6/77	N.Y.	95-102	L	11/11/86	N.Y.	105-111	L	11/19/99	Phx	96-81	W
2/13/71	N.Y.	97-114	L	1/19/77	Phx	97-90	W	12/2/86	Phx	124-100	W	2/25/00	N.Y.	79-84	L
3/18/71*	Phx	123-131	L	3/16/77	Phx	124-91	W	12/3/87	Phx	120-114	W	11/17/00	Phx	85-90	L
11/16/71	N.Y.	111-112	L	12/20/77	Phx	110-99	W	1/5/88	N.Y.	100-95	W	2/23/01*	N.Y.	88-84	W
12/14/71	N.Y.	110-100	W	1/19/78	Phx	134-114	W	1/27/89	Phx	132-130	W	11/21/01	Phx	96-72	W
1/20/72	Phx	130-109	W	2/25/78	N.Y.	115-122	L	3/7/89	N.Y.	119-124	L	1/24/02	N.Y.	91-96	L
3/11/72	N.Y.	110-106	L	3/23/78	Phx	120-108	W	12/2/89	Phx	112-122	L	1/26/03	N.Y.	98-106	L
3/17/72	N.Y.	111-106	W	10/31/78	Phx	120-108	W	1/2/90	N.Y.	113-99	W	2/14/03	Phx	115-116	L
11/14/72	N.Y.	97-103	L	1/2/79	N.Y.	114-102	W	1/26/91	Phx	112-94	W	1/31/04	N.Y.	105-110	L
12/19/72	Phx	117-84	W	1/26/79	Phx	108-107	W	3/5/91	N.Y.	107-102	W	2/25/04	Phx	113-95	L
1/16/73	Phx	101-102	L	2/20/79	N.Y.	117-107	W	1/5/92*	N.Y.	104-108	L	1/25/05	N.Y.	133-118	W

\*Overtime \*\*Double Overtime \*\*\*Triple Overtime

## Suns Players Career Statistics vs. Knicks

PLAYER	G-GS	MIN	FG-FGA	PCT	3FG-FGA	PCT	FT-FTA	PCT	OFF	DEF	TOT	AST	PF-DQ	STL	TO	BLK	PTS	AVG	HI
Bender	2-0	19	1-5	.200	1-5	.200	0-0	—	0	1	1	0	7-0	0	1	0	3	1.5	3
Bledsoe	9-7	280	53-108	.491	9-24	.375	38-41	.927	8	46	54	50	17-0	9	20	7	153	17.0	31
Booker	4-4	138	35-80	.438	10-23	.435	11-13	.846	2	3	5	6	13-0	1	10	2	91	22.8	32
Chandler	31-23	905	93-172	.541	0-0	—	72-107	.673	114	224	338	25	96-4	17	52	45	258	8.3	17
Chris	2-2	53	11-22	.500	3-8	.375	4-6	.667	7	10	17	0	7-0	4	2	2	29	14.5	15
Daniels	3-0	29	3-11	.273	1-7	.143	2-2	1.000	0	0	0	0	7-0	0	0	0	9	3	5
Dudley	21-5	491	55-124	.444	21-56	.375	20-25	.800	15	53	68	29	42-0	22	20	2	151	7.2	36
Knight	16-14	482	85-208	.409	32-81	.395	30-41	.732	10	42	52	53	23-0	13	48	2	232	14.5	36
Len	6-3	82	9-28	.321	0-0	—	12-13	.923	12	20	32	2	10-0	1	7	5	30	5.0	14
Millsap	2-1	30	1-5	.200	0-2	.000	4-4	1.000	0	7	7	3	8-0	1	3	0	6	3.0	4
Utis	1-0	5	0-2	.000	0-0	—	0-0	—	1	1	2	0	0-0	0	1	0	0	0.0	0
Warren	3-1	65	9-18	.500	1-2	.500	3-4	.750	6	2	8	3	5-0	0	1	1	22	7.3	12
Williams	1-0	9	0-0	—	0-0	—	1-2	.500	0	1	1	0	4-0	0	0	0	1	1.0	1

## Series Highlights & Top Performances

Phoenix swept the season series and has won 17 of the last 26 contests, including 10 of the last 13 games at Talking Stick Resort Arena... Dec. 27, 2012, **Jared Dudley** scored a career-high 36 points (11-17 FG, 5-8 3FG, 9-9 FT), with five rebounds and three assists... Dec. 29, 2006, **Steve Nash** scored his 10,000th career point on a three-pointer in the first quarter... March 23, 1993, at USAC, the Knicks and the Suns made NBA history for the most suspensions and fines issued in one game (21 players, \$300,000) due to a bench-clearing brawl that ensued when **Doc Rivers** charged **Kevin Johnson** after he retaliated for an earlier foul by Rivers... Both teams were left short handed as **KJ, Danny Ainge, Greg Anthony, Anthony Mason** and Rivers were all ejected from the game. The Suns won 121-92... March 7, 1989 at MSG, **Patrick Ewing** scored a series-high 40 points... Also in that game, **KJ** and **Tom Chambers** each scored 31, the only time in series history that two players from the same club reached the 30-point mark... Feb. 25, 1978 in New York, **Bob McAdoo** had a series-high 23 rebounds... Feb. 24, 1970 in New York, **Connie Hawkins** grabbed a Suns series-high 21 rebounds.

## By The Numbers:

### Suns vs. New York 2016-2017: 2-0

**12/13/16 at Phoenix:** Suns 113, Knicks 111 (ot)

**1/21/17 at New York:** Suns 107, Knicks 105

### All-Time Series Results:

**Suns vs. Knicks at Phoenix:** 40-22

**Suns vs. Knicks at New York:** 22-40

**Suns vs. Knicks overall:** 62-62

**Suns largest margin of victory:** 36 (132-96, 3/26/10)

**Suns high point total:** 134 (1/19/78)

**Suns low point total:** 75 (11/6/97)

**Knicks largest margin of victory:** 35 (139-104, 3/21/69)

**Knicks high point total:** 140 (1/2/06 3ot, 10/21/69)

**Knicks low point total:** 72 (11/21/01)

**Suns last win:** 12/13/16\* (113-111)      **AWAY** 1/21/17 (107-105)

**Suns last loss:** 3/9/16 (128-97)      1/29/16 (102-84)

**Streaks:** Won one      Won one

# Oklahoma City Thunder



**208 Thunder Dr.**  
**Oklahoma City, OK 73102**  
**(405) 208-4800**  
**Fax: (405) 429-7900**  
**www.okcthunder.com**

**2017-2018 vs. Suns:**

January 7 at Phoenix  
 March 2 at Phoenix  
 March 8 at Oklahoma City

**2016-2017 Finish:**

**47-35 (.573)**

Second in Northwest Division

**Playoffs:**

Lost to Houston 4-1

<b>Chairman</b>	Clayton I. Bennett
<b>Exec. Vice President &amp; General Manager</b>	Sam Presti
<b>Head Coach</b>	Billy Donovan
<b>Assistant Coaches</b>	Mark Bryant, Vin Bhavnani, Maurice Cheeks, Adrian Griffin, Royal Ivey, Darko Rajakovic
<b>Head Athletic Trainer</b>	Joe Sharpe
<b>Director of Basketball Communications</b>	Matt Tumbleson
<b>Managers of Basketball Communications</b>	Michael Ravina John Read
<b>Home Court</b>	Chesapeake Energy Arena (18,203, built in 2008)
<b>Team Colors</b>	Blue, Red, Yellow, Dark Blue
<b>Radio</b>	WWLS (98.1 FM/640 AM) Matt Pinto WKY (930 AM Spanish) Eleno Ornelas
<b>TV</b>	Fox Sports Oklahoma (Cable) Michael Cage, Brian Davis, Lesley McCaslin, Nick Gallo

**2016-2017 Regular Season Stats – Suns vs. Thunder**

PLAYER	G-GS	MIN	FG-FGA	PCT	3FG-FGA	PCT	FT-FTA	PCT	OFF	DEF	TOT	AST	PF	DQ	STL	TO	BLK	PTS	AVG	HI
Booker	4-4	148	37-89	.416	12-29	.414	20-26	.769	3	18	21	13	11-0	2	14	1	106	26.5	37	
Warren	4-3	121	30-43	.698	1-3	.333	9-12	.750	7	27	34	3	11-0	3	5	2	70	17.5	30	
Bledsoe	3-3	98	14-44	.318	1-16	.063	18-25	.720	0	11	11	15	7-0	7	5	1	47	15.7	18	
Knight	2-0	56	10-28	.357	2-8	.250	5-5	1.000	1	6	7	4	4-0	1	6	0	27	13.5	19	
Williams	3-0	59	11-23	.478	0-0	—	5-6	.833	9	10	19	3	10-0	1	3	4	27	9.0	14	
Jones	2-0	36	7-7	1.000	0-0	—	3-4	.750	4	1	5	1	6-0	0	0	1	17	8.5	11	
Ulis	4-1	66	13-20	.650	0-2	.000	7-8	.875	0	4	4	14	5-0	5	7	0	33	8.3	14	
Barbosa	2-0	29	6-14	.429	1-5	.200	3-3	1.000	0	1	1	2	0-0	0	1	0	16	8.0	14	
Dudley	4-1	103	11-18	.611	6-11	.545	4-6	.667	0	14	14	12	11-0	1	5	1	32	8.0	11	
Chandler	2-2	65	7-8	.875	0-0	—	1-2	.500	5	14	19	0	7-0	2	2	0	15	7.5	10	
Chris	4-3	74	10-26	.385	2-8	.250	4-6	.667	5	10	15	2	8-0	5	4	4	26	6.5	8	
Len	4-2	62	9-23	.391	0-1	.000	8-11	.727	9	10	19	2	18-1	2	3	3	26	6.5	9	
Tucker	2-1	37	2-7	.286	1-3	.333	0-0	—	1	2	3	3	2-0	2	0	0	5	2.5	5	
Bender	3-0	27	1-6	.167	0-3	.000	0-0	—	0	5	5	1	4-0	1	0	4	2	0.7	2	
Price	1-0	2	0-0	—	0-0	—	0-0	—	0	0	0	0	0-0	0	0	0	0	0.0	0	
<b>SUNS</b>	<b>4</b>	<b>985</b>	<b>168-356</b>	<b>.472</b>	<b>26-89</b>	<b>.292</b>	<b>87-114</b>	<b>.763</b>	<b>44</b>	<b>133</b>	<b>177</b>	<b>75</b>	<b>104-1</b>	<b>32</b>	<b>58</b>	<b>21</b>	<b>449</b>	<b>112.3</b>	<b>120</b>	
PLAYER	G-GS	MIN	FG-FGA	PCT	3FG-FGA	PCT	FT-FTA	PCT	OFF	DEF	TOT	AST	PF	DQ	STL	TO	BLK	PTS	AVG	HI
Westbrook	4-4	154	46-116	.397	8-36	.222	48-54	.889	10	43	53	49	15-0	7	22	2	148	37.0	51	
Oladipo	2-2	71	10-25	.400	1-6	.167	7-12	.583	2	6	8	5	6-0	2	5	1	28	14.0	21	
Adams	4-4	131	18-35	.514	0-0	—	13-20	.650	21	17	38	5	14-1	4	10	1	49	12.3	19	
Kanter	4-0	69	13-34	.382	0-2	.000	18-21	.857	9	7	16	2	7-0	0	4	1	44	11.0	17	
Morrow	1-1	21	4-6	.667	3-4	.750	0-0	—	0	0	0	0	0-0	2	0	11	11.0	11		
McDermott (TOT)	3-1	96	10-23	.435	3-13	.231	5-6	.833	1	6	7	1	4-0	0	1	0	28	9.3	11	
McDermott (OKC)	2-1	76	6-17	.353	2-10	.200	3-4	.750	1	5	6	1	3-0	0	1	0	17	8.5	11	
Roberson	3-3	106	10-16	.625	3-6	.500	5-8	.625	1	14	15	0	10-0	9	3	3	28	9.3	11	
Sabonis	4-3	63	13-23	.565	4-5	.800	4-8	.500	1	10	11	0	9-0	2	2	1	34	8.5	11	
Gibson (TOT)	3-2	56	12-23	.522	0-0	—	1-2	.500	2	12	14	0	3-0	1	6	2	25	8.3	12	
Gibson (OKC)	2-1	50	7-13	.538	0-0	—	1-2	.500	1	7	8	0	2-0	1	4	2	15	7.5	12	
Collison	1-0	6	3-3	1.000	0-0	—	1-2	.500	1	2	3	0	1-0	0	0	0	7	7.0	7	
Abrines	2-1	45	5-13	.385	3-10	.300	0-0	—	1	1	2	0	5-0	1	1	0	13	6.5	13	
Ilyasova	1-0	16	2-3	.667	1-2	.500	0-0	—	0	5	5	0	2-0	1	2	0	5	5.0	5	
Grant (OKC)	3-0	60	4-19	.211	2-9	.222	2-4	.500	4	7	11	3	9-0	2	3	3	12	4.0	8	
Singler	3-0	59	4-10	.400	0-6	.000	2-2	1.000	2	4	6	1	3-0	0	2	0	10	3.3	4	
Christon	4-0	51	5-15	.333	0-3	.000	1-3	.333	1	7	8	1	5-0	2	2	1	11	2.8	7	
Cole	2-0	20	2-8	.250	1-3	.333	0-0	—	0	2	2	0	8-0	1	2	0	5	2.5	3	
Lauvergne	1-0	6	0-0	—	0-0	—	0-0	—	2	0	2	1	2-0	0	0	0	0	0.0	0	
<b>THUNDER</b>	<b>4</b>	<b>985</b>	<b>152-356</b>	<b>.427</b>	<b>28-102</b>	<b>.275</b>	<b>105-140</b>	<b>.750</b>	<b>57</b>	<b>137</b>	<b>194</b>	<b>68</b>	<b>101-1</b>	<b>34</b>	<b>65</b>	<b>15</b>	<b>437</b>	<b>109.3</b>	<b>114</b>	



# Orlando Magic



**8701 Maitland Summit Blvd.  
Orlando, FL 32810  
(407) 916-2400  
Fax: (407) 916-2830  
www.orlandomagic.com**

**2017-2018 vs. Suns:**

November 10 at Phoenix  
March 24 at Orlando

**2016-2017 Finish:**

**29-53 (.354)**

Fifth in Southeast Division

**Playoffs:**

Did not qualify

<b>Senior Chairman</b>	Rich DeVos
<b>Chairman/Governor</b>	Dan DeVos
<b>President of Basketball Operations</b>	Jeff Weltman
<b>General Manager</b>	John Hammond
<b>Head Coach</b>	Frank Vogel
<b>Assistant Coaches</b>	Chad Forcier, Corliss Williamson, David Adelman, Jay Hernandez, Matt Hill
<b>Head Athletic Trainer</b>	Keon Weise
<b>Chief Communication Officer</b>	Joel Glass
<b>Director of Communications</b>	George Galante
<b>Director of Corporate Communications</b>	Trish Wingersong
<b>Communications Manager</b>	Melanie Curtsinger
<b>Home Court</b>	Amway Center (18,846, built in 2010)
<b>Team Colors</b>	Blue, Silver, Black
<b>Radio</b>	ESPN 580 Orlando Dennis Neumann, Richie Adubato Salsa 98.1 FM (Spanish) Joey Colon
<b>TV</b>	Fox Sports Florida (Cable) David Steele, Jeff Turner, Dante Marchitelli

**2016-2017 Regular Season Stats – Suns vs. Magic**

PLAYER	G-GS	MIN	FG-FGA	PCT	3FG-FGA	PCT	FT-FTA	PCT	OFF	DEF	TOT	AST	PF-DQ	STL	TO	BLK	PTS	AVG	HI
Warren	1-1	37	8-13	.615	0-1	.000	10-10	1.000	2	3	5	1	4-0	2	3	2	26	26.0	26
Bledsoe	1-1	32	5-15	.333	1-4	.250	5-8	.625	0	9	9	5	1-0	1	3	1	16	16.0	16
Len	2-2	63	9-22	.409	0-0	—	8-10	.800	8	13	21	2	5-0	3	5	4	26	13.0	17
Knight	1-1	25	5-10	.500	2-5	.400	0-0	—	0	0	0	3	2-0	0	3	0	12	12.0	12
Williams	1-0	16	4-6	.667	0-0	—	4-6	.667	1	6	7	2	4-0	2	0	12	12.0	12	12
Chris	2-2	43	9-13	.692	2-3	.667	3-4	.750	1	11	12	0	6-0	1	2	5	23	11.5	13
Ulis	2-1	56	10-22	.455	0-2	.000	3-4	.750	1	3	4	10	2-0	2	7	0	23	11.5	19
Booker	2-2	64	7-23	.304	1-5	.200	6-6	1.000	0	7	7	4	6-0	4	1	21	10.5	11	11
Tucker	1-0	27	4-9	.444	2-4	.500	0-0	—	1	6	7	1	2-0	1	2	0	10	10.0	10
Dudley	2-0	52	4-13	.308	2-10	.200	2-2	1.000	1	9	10	3	6-0	1	0	12	6.0	7	7
Jones	1-0	17	3-6	.500	0-0	—	0-0	—	2	0	2	0	0-0	0	0	0	6	6.0	6
Barbosa	1-0	16	2-3	.667	0-0	—	0-0	—	0	2	2	0	1-0	0	0	4	4.0	4	4
Bender	1-0	13	1-3	.333	1-1	1.000	0-0	—	0	4	4	0	2-0	0	1	2	3	3.0	3
Price	1-0	20	0-2	.000	0-1	.000	1-2	.500	1	2	3	2	1-0	1	0	0	1	1.0	1
<b>SUNS</b>	<b>2</b>	<b>480</b>	<b>71-160</b>	<b>.444</b>	<b>11-36</b>	<b>.306</b>	<b>42-52</b>	<b>.808</b>	<b>18</b>	<b>75</b>	<b>93</b>	<b>33</b>	<b>42-0</b>	<b>15</b>	<b>33</b>	<b>15</b>	<b>195</b>	<b>97.5</b>	<b>103</b>
PLAYER	G-GS	MIN	FG-FGA	PCT	3FG-FGA	PCT	FT-FTA	PCT	OFF	DEF	TOT	AST	PF-DQ	STL	TO	BLK	PTS	AVG	HI
Fournier	2-2	70	17-39	.436	6-17	.353	10-13	.769	1	5	6	4	5-0	4	1	0	50	25.0	25
Vucevic	2-2	62	18-35	.514	0-2	.000	3-4	.750	9	22	31	4	4-0	4	2	1	39	19.5	21
Gordon	2-1	55	11-23	.478	2-6	.333	2-2	1.000	0	6	6	0	5-0	1	4	5	26	13.0	17
Augustin	2-0	37	8-17	.471	3-6	.500	5-7	.714	0	3	3	2	6-0	0	3	0	24	12.0	12
Payton	2-2	62	7-20	.350	0-1	.000	5-7	.714	3	7	10	18	6-0	4	4	0	19	9.5	10
Ross (TOT)	3-1	86	11-30	.367	4-16	.250	2-2	1.000	1	6	7	5	9-1	4	4	2	28	9.3	14
Ross (ORL)	1-1	31	6-10	.600	2-3	.667	0-0	—	0	1	1	2	6-1	0	3	0	14	14.0	14
Ikaka	1-1	32	2-9	.222	1-3	.333	0-0	—	2	2	4	0	3-0	0	2	3	5	5.0	5
Watson	2-0	29	3-7	.429	0-3	.000	0-1	.000	0	2	2	2	1-0	2	0	0	6	3.0	4
Green	2-1	37	1-16	.063	0-3	.000	3-4	.750	3	8	11	3	4-0	1	2	1	5	2.5	3
Biyombo	2-0	38	1-3	.333	0-0	—	2-2	1.000	1	9	10	2	5-0	0	1	2	4	2.0	4
Hezonja	2-0	20	1-6	.167	0-2	.000	2-4	.500	0	2	2	1	1-0	2	1	0	4	2.0	3
Rudetz	1-0	8	0-2	.000	0-2	.000	0-0	—	0	1	1	0	0-0	1	0	0	0	0.0	0
<b>MAGIC</b>	<b>2</b>	<b>480</b>	<b>75-187</b>	<b>.401</b>	<b>14-48</b>	<b>.292</b>	<b>32-44</b>	<b>.727</b>	<b>19</b>	<b>68</b>	<b>87</b>	<b>38</b>	<b>46-1</b>	<b>19</b>	<b>24</b>	<b>12</b>	<b>196</b>	<b>98.0</b>	<b>109</b>

## Series Scores & Summary

Date	Site	Final	W/L	Date	Site	Final	W/L	Date	Site	Final	W/L
11/24/89	Phx	121-94	W	1/31/98	Orl	96-94	W	12/12/08	Phx	113-112	W
1/22/90	Orl	126-103	W	12/7/99	Phx	110-107	W	3/3/09	Orl	99-111	L
12/8/90	Orl	113-109	W	1/31/00	Orl	117-113	W	11/4/09	Orl	100-122	L
12/13/90	Phx	125-114	W	2/20/01	Orl	110-104	W	12/1/09	Phx	106-103	W
1/29/91	Orl	112-114	L	2/28/01	Phx	91-97	L	11/18/10	Orl	89-105	L
2/27/91	Phx	116-124	L	11/14/01	Phx	92-93	L	3/13/11	Phx	88-111	L
12/6/91	Orl	122-105	W	3/13/02*	Orl	114-119	L	3/21/12	Orl	93-103	L
1/10/92	Phx	118-107	W	12/16/02	Phx	87-84	W	11/4/12	Orl	94-115	L
12/11/92	Orl	108-107	W	1/24/03	Orl	110-107	W	12/9/12	Phx	90-98	L
2/7/93	Phx	121-105	W	11/20/03	Phx	96-89	W	11/24/13	Orl	104-96	W
12/17/93	Phx	101-104	L	12/8/03	Orl	98-105	L	3/19/14	Phx	109-93	W
3/13/94	Orl	100-93	W	12/13/04	Phx	121-100	W	11/30/14	Phx	90-93	L
1/22/95*	Phx	111-110	W	3/26/05	Orl	118-116	W	3/4/15	Orl	105-100	W
3/21/95	Orl	102-126	L	1/24/06	Orl	102-111	L	12/9/15	Phx	107-104	W
1/17/96	Phx	95-113	L	3/3/06	Phx	123-118	W	3/4/16	Orl	102-84	W
3/10/96	Orl	106-122	L	12/11/06	Orl	103-89	W	11/23/16	Orl	92-87	W
1/29/97	Orl	105-112	L	1/13/07	Phx	107-101	W	3/17/17	Phx	103-109	L
3/9/97	Phx	121-85	W	11/10/07	Orl	106-96	W				
1/16/98	Phx	111-86	W	11/30/07	Phx	110-106	W				

\*Overtime

## Suns Players Career Statistics vs. Magic

PLAYER	G-GS	MIN	FG-FGA	PCT	3FG-FGA	PCT	FT-FTA	PCT	OFF	DEF	TOT	AST	PF-DQ	STL	TO	BLK	PTS	AVG	HI
Bender	1-0	13	1-3	.333	1-1	1.000	0-0	—	0	4	4	0	2-0	0	1	2	3	3.0	3
Bledsoe	9-6	258	36-93	.387	7-21	.333	26-34	.765	3	37	40	47	19-0	17	30	7	105	11.7	27
Booker	4-3	116	12-36	.333	1-5	.200	12-14	.857	1	10	11	11	11-0	4	6	2	37	9.3	14
Chandler	36-27	1006	129-207	.623	0-0	—	68-115	.591	94	190	284	33	120-4	24	52	42	326	9.1	22
Chris	2-2	43	9-13	.692	2-3	.667	3-4	.750	1	11	12	0	6-0	1	2	5	23	11.5	13
Daniels	7-0	131	27-55	.491	16-33	.485	6-8	.750	4	13	17	8	7-0	2	3	1	76	10.9	19
Dudley	24-9	551	71-156	.455	24-68	.353	26-38	.684	19	64	83	32	46-0	17	19	2	192	8.0	19
Jones	1-0	17	3-6	.500	0-0	—	0-0	—	2	0	2	0	0-0	0	0	0	6	6.0	6
Knight	15-14	498	88-199	.442	25-81	.309	45-53	.849	2	40	42	78	17-0	22	43	2	246	16.4	31
Len	7-5	185	31-70	.443	0-1	.000	26-37	.703	26	38	64	5	18-0	4	15	10	88	12.6	31
Millsap	1-0	16	1-3	.333	1-2	.500	5-6	.833	1	3	4	3	3-0	0	1	0	8	8.0	8
Utis	2-1	56	10-22	.455	0-2	.000	3-4	.750	1	3	4	10	2-0	2	7	0	23	11.5	19
Warren	3-1	60	11-22	.500	0-2	.000	10-10	1.000	5	4	9	2	4-0	2	3	2	32	10.7	26
Williams	1-0	16	4-6	.667	0-0	—	4-6	.667	1	6	7	2	4-0	0	2	0	12	12.0	12

## Series Highlights & Top Performances

The Suns have won 34 of 55 matchups against the Magic, including 10 of the last 14 games at Talking Stick Resort Arena... March 4, 2016, **Alex Len** scored a career-high 31 points (10-22 FG, 11-14 FT) and grabbed 15 rebounds in a 102-84 win at Orlando... Dec. 13, 2004, Phoenix set a new record for best start in franchise history (18-3)... March 9, 1997, **Wesley Person** connected on a series-best and career-high tying seven treys as the Suns gained a 121-85 win, the largest margin of victory in the series... Series bests: **Charles Barkley** grabbed 20 rebounds in a Suns' 100-93 win on March 13, 1994 in Orlando... Jan. 22, 1990 in Orlando, **Kevin Johnson** dished out 17 assists in Suns' 126-103 win.

## By The Numbers:

### Suns vs. Orlando 2016-2017: 1-1

**11/23/16 at Orlando:** Suns 92, Magic 87

**3/17/17 at Phoenix:** Magic 109, Suns 103

### All-Time Series Results:

**Suns vs. Magic at Phoenix:** 18-9

**Suns vs. Magic at Orlando:** 16-12

**Suns vs. Magic overall:** 34-21

**Suns largest margin of victory:** 36 (121-85, 3/9/97)

**Suns high point total:** 126 (1/22/90)

**Suns low point total:** 87 (12/16/02)

**Magic largest margin of victory:** 23 (111-88, 3/13/11)

**Magic high point total:** 124 (2/27/91)

**Magic low point total:** 84 (12/16/02)

	HOME	AWAY
<b>Suns last win:</b>	12/9/15 (107-104)	11/23/16 (92-87)
<b>Suns last loss:</b>	3/17/17 (109-103)	11/4/12 (115-94)

**Streaks:** Lost one      Won four



# Philadelphia 76ers



**3 Crescent Drive, Suite 300  
Philadelphia, PA 19112  
(215) 339-7666  
Fax: (215) 339-7632  
www.sixers.com**

**2017-2018 vs. Suns:**

December 4 at Philadelphia  
December 31 at Phoenix

**2016-2017 Finish:**

**28-54 (.341)**

Fourth in Atlantic Division

**Playoffs:**

Did not qualify

<b>Managing General Partner</b>	Josh Harris
<b>Co-Managing General Partner</b>	David Blitzer
<b>Chief Executive Officer</b>	Scott O'Neil
<b>President of Basketball Operations</b>	Bryan Colangelo
<b>Head Coach</b>	Brett Brown
<b>Assistant Coaches</b>	Jim O'Brien, Lloyd Pierce, Kevin Young, Billy Lange, John Townsend, Todd Wright
<b>Head Athletic Trainer</b>	Kevin Johnson
<b>Vice President, Communications</b>	Dave Sholler
<b>Sr. Director, Public Relations</b>	Patrick Rees
<b>Media Relations Coordinator</b>	Robert King
<b>Communications Coordinator</b>	Zach Neiner
<b>Home Court</b>	Wells Fargo Center (20,328, built in 1996)
<b>Team Colors</b>	Red, White, Blue
<b>Radio</b>	WPEN (97.5 FM) Tom McGinnis
<b>TV</b>	CSN Philadelphia, The Comcast Network Marc Zumoff, Alaa Abdelnaby, Molly Sullivan

**2016-2017 Regular Season Stats – Suns vs. 76ers**

PLAYER	G-GS	MIN	FG-FGA	PCT	3FG-FGA	PCT	FT-FTA	PCT	OFF	DEF	TOT	AST	PF	DQ	STL	TO	BLK	PTS	AVG	HI
Bledsoe	2-2	67	19-36	.528	3-9	.333	10-13	.769	3	4	7	17	5-0	0	8	3	51	25.5	27	
Warren	1-0	32	7-16	.438	2-5	.400	3-6	.500	3	2	5	2	1-0	1	1	0	19	19.0	19	
Booker	2-2	56	12-31	.387	4-11	.364	5-6	.833	0	7	7	6	3-0	4	9	0	33	16.5	23	
Chandler	1-1	33	5-9	.556	0-0	—	5-8	.625	3	9	12	1	4-0	0	1	0	15	15.0	15	
Knight	2-0	35	7-16	.438	1-2	.500	9-11	.818	2	3	5	3	1-0	1	2	0	24	12.0	12	
Williams	1-0	23	5-8	.625	0-0	—	2-4	.500	4	7	11	0	4-0	2	1	4	12	12.0	12	
Tucker	2-2	66	6-10	.600	4-6	.667	6-6	1.000	2	11	13	2	3-0	4	0	1	22	11.0	15	
Utis	1-0	22	3-7	.429	0-0	—	3-4	.750	0	4	4	5	1-0	4	0	0	9	9.0	9	
Len	2-1	42	7-11	.636	0-0	—	3-8	.375	4	10	14	3	7-0	1	3	3	17	8.5	9	
Dudley	2-0	37	5-11	.455	1-5	.200	0-0	—	2	2	4	2	5-0	1	3	0	11	5.5	7	
Chriss	2-2	27	3-9	.333	3-7	.429	0-2	.000	0	3	3	1	8-0	0	4	0	9	4.5	6	
Bender	1-0	12	1-3	.333	0-2	.000	0-1	.000	0	1	1	0	1-0	0	2	1	2	2.0	2	
Jenkins	1-0	4	0-1	.000	0-0	—	2-2	1.000	0	1	1	0	0-0	0	0	0	2	2.0	2	
Barbosa	2-0	22	1-3	.333	0-0	—	0-0	—	0	0	0	1	0-0	0	1	1	2	1.0	2	
Jones	1-0	3	0-0	—	0-0	—	0-0	—	0	0	0	0	0-0	0	0	0	0	0.0	0	
<b>SUNS</b>	<b>2</b>	<b>480</b>	<b>81-171</b>	<b>.474</b>	<b>18-47</b>	<b>.383</b>	<b>48-71</b>	<b>.676</b>	<b>23</b>	<b>64</b>	<b>87</b>	<b>43</b>	<b>43-0</b>	<b>18</b>	<b>35</b>	<b>13</b>	<b>228</b>	<b>114.0</b>	<b>123</b>	

PLAYER	G-GS	MIN	FG-FGA	PCT	3FG-FGA	PCT	FT-FTA	PCT	OFF	DEF	TOT	AST	PF	DQ	STL	TO	BLK	PTS	AVG	HI
Embiid	2-2	48	17-29	.586	4-8	.500	15-17	.882	0	14	14	3	7-0	0	6	4	53	26.5	27	
Stauskas	1-0	26	8-9	.889	5-6	.833	0-0	—	0	2	2	0	2-0	0	2	1	21	21.0	21	
Rodriguez	2-2	54	11-22	.500	6-14	.429	1-1	1.000	1	9	10	18	2-0	2	7	0	29	14.5	21	
Ilyasova	2-1	49	10-20	.500	4-9	.444	1-1	1.000	2	3	5	4	6-0	1	5	1	25	12.5	14	
Henderson	2-2	48	9-18	.500	1-3	.333	3-4	.750	2	4	6	4	3-0	3	0	0	22	11.0	11	
Covington	2-2	51	7-16	.438	2-10	.200	3-5	.600	1	6	7	6	7-1	3	7	3	19	9.5	16	
Saric	2-0	53	6-17	.353	4-9	.444	2-2	1.000	2	9	11	5	5-0	2	3	1	18	9.0	10	
Thompson	2-0	48	7-12	.583	3-6	.500	1-2	.500	2	4	6	2	7-0	0	1	0	18	9.0	14	
Okafor	2-1	39	6-8	.750	0-0	—	0-0	—	2	3	5	3	7-0	0	2	4	12	6.0	6	
McConnell	2-0	42	3-12	.250	1-1	1.000	3-4	.750	2	2	4	8	3-0	4	3	0	10	5.0	5	
Noel	1-0	10	1-1	1.000	0-0	—	2-4	.500	0	1	1	1	2-0	3	1	1	4	4.0	4	
Holmes	1-0	7	1-2	.500	0-0	—	1-2	.500	0	1	1	1	2-0	0	0	0	3	3.0	3	
Luwawu	1-0	5	1-3	.333	0-0	—	0-0	—	0	0	0	1	1-0	0	0	0	2	2.0	2	
Anderson (TOT)	1-0	2	0-1	.000	0-1	.000	0-0	—	0	1	1	0	0-0	0	0	0	0	0.0	0	
<b>76ERS</b>	<b>2</b>	<b>480</b>	<b>87-169</b>	<b>.515</b>	<b>30-66</b>	<b>.455</b>	<b>32-42</b>	<b>.762</b>	<b>14</b>	<b>58</b>	<b>72</b>	<b>56</b>	<b>54-1</b>	<b>18</b>	<b>39</b>	<b>15</b>	<b>236</b>	<b>118.0</b>	<b>120</b>	

## Series Scores & Summary

Date	Site	Final	W <sup>a</sup>	Date	Site	Final	W <sup>a</sup>	Date	Site	Final	W <sup>a</sup>	Date	Site	Final	W <sup>a</sup>
11/19/68	Phil	110-126	L	3/4/73	Phil	120-114	W	1/25/81	Phil	93-98	L	3/28/93	Phil	110-100	W
11/26/68	Phx	119-126	L	11/7/73	Phil	115-122	L	2/22/81	Phx	116-110	W	12/30/93	Phx	119-107	W
12/11/68	Phil	123-143	L	11/15/73	Phx	116-94	W	12/27/81	Phx	99-96	W	1/28/94	Phil	108-103	W
12/17/68	Phil	128-145	L	12/19/73	Phx	98-101	L	2/21/82	Phil	102-109	L	1/4/95	Phil	127-122	W
2/4/69	Phx	125-116	W	3/15/74	Hershey	101-108	L	12/2/82	Phil	108-116	L	12/1/95	Phil	108-107	W
2/26/69	Phil	97-104	L	10/30/74	Phil	104-99	W	1/26/83	Phil	102-113	L	12/27/95	Phil	105-90	W
10/22/69	Phil	119-122	L	11/13/74	Phil	105-100	W	3/1/84	Phx	112-100	W	3/15/96	Phil	128-102	W
11/13/69	Phx	110-124	L	1/21/75	Phx	95-101	L	3/17/84	Phil	112-131	L	11/9/96	Phil	95-112	L
12/16/69	Phx	119-141	L	3/14/75	Phil	97-108	L	11/23/84*	Phil	117-119	L	2/26/97	Phx	111-104	W
1/10/70	Phil	119-117	W	11/7/75	Phil	99-103	L	1/7/85	Phil	99-100	L	2/2/98	Phil	106-97	W
2/3/70	Phx	131-123	W	12/11/75	Phil	106-110	L	12/28/85	Phx	98-100	L	2/24/98	Phx	84-85	L
2/15/70	Phil	125-159	L	1/31/76	Phx	119-105	W	1/22/86	Phil	111-118	L	11/4/99	Phx	84-80	W
2/11/70	Phil	125-119	W	3/10/76	Phil	108-125	L	11/4/86	Phx	127-97	W	1/2/02	Phil	93-87	W
12/22/70*	Phil	129-133	L	12/15/76	Phil	87-97	L	1/19/87	Phil	104-107	L	2/18/01	Phil	98-104	L
1/9/71	Phil	112-123	L	1/27/77	Phx	111-94	W	12/28/87	Phx	117-101	W	3/23/01	Phx	84-71	W
1/22/71	Phil	116-117	L	2/18/77	Phil	102-96	W	1/4/88	Phil	114-122	L	1/2/02	Phx	81-102	L
2/26/71	Phil	108-94	W	12/21/77	Phil	119-125	L	2/24/89	Phx	120-95	W	4/3/02*	Phil	83-89	L
10/29/71**	Phil	137-135	W	1/27/78	Phil	110-101	W	3/6/89	Phil	110-106	W	12/13/02	Phil	99-91	W
11/23/71	Phil	128-107	W	3/5/78	Phx	92-104	L	2/24/90	Phx	129-99	W	1/21/03	Phil	96-78	W
12/21/71	Phil	124-119	W	11/17/78	Phil	94-95	L	4/1/90	Phil	112-141	L	12/28/03	Phx	100-92	W
1/8/72	Phil	119-130	L	1/6/79	Phil	143-139	W	12/28/90	Phx	115-96	W	3/24/04	Phx	94-99	L
2/8/72	Phx	120-108	W	1/24/79	Phx	101-94	W	2/1/91	Phil	89-96	L	11/5/04	Phil	108-98	W
11/12/72	Phil	119-108	L	3/4/79	Phx	119-94	W	3/13/92	Phil	108-104	W	3/30/05	Phx	116-87	W
12/7/72	Pitt	117-102	W	12/8/79	Phil	96-117	L	3/27/92	Phx	117-113	W	1/4/06	Phx	105-85	W
2/10/73	Phx	126-121	W	1/27/80	Phx	125-118	W	3/3/93	Phx	125-115	W	1/31/06	Phil	123-99	W

\*Overtime \*\*Double Overtime

## Suns Players Career Statistics vs. 76ers

PLAYER	G-GS	MIN	FG-FGA	PCT	3FG-FGA	PCT	FT-FTA	PCT	OFF	DEF	TOT	AST	PF-DQ	STL	TO	BLK	PTS	AVG	HI
Bender	1-0	12	1-3	.333	0-2	.000	0-1	.000	0	1	1	0	1-0	0	2	1	2	2.0	2
Bledsoe	9-6	221	48-99	.485	11-27	.407	23-32	.719	6	21	27	47	20-0	6	21	6	130	14.4	27
Booker	4-3	112	23-57	.404	8-18	.444	10-15	.667	1	11	12	13	12-0	4	9	0	64	16.0	23
Chandler	39-27	1017	117-195	.600	0-1	.000	110-148	.743	117	225	342	36	86-1	17	54	43	344	8.8	21
Chris	2-2	27	3-9	.333	3-9	.429	0-2	.000	0	3	3	1	8-0	0	4	0	9	4.5	6
Daniels	6-1	58	8-25	.320	4-16	.250	2-3	.667	0	5	5	2	6-0	1	0	0	22	3.7	10
Dudley	24-7	533	67-145	.462	21-62	.339	17-25	.680	24	55	79	46	46-0	24	17	2	172	7.2	23
Jones	1-0	3	0-0	—	0-0	—	0-0	—	0	0	0	0	0-0	0	0	0	0	0.0	0
Knight	14-12	421	65-171	.380	19-58	.328	45-59	.763	9	50	59	63	28-0	9	36	1	194	13.9	22
Len	7-4	144	19-33	.576	0-0	—	11-16	.688	15	28	43	6	20-0	3	10	13	49	7.0	16
Millsap	3-0	38	4-9	.444	0-0	—	4-5	.800	2	5	7	4	7-0	3	4	1	12	4.0	6
Ulis	1-0	22	3-7	.429	0-0	—	3-4	.750	0	4	4	5	1-0	4	0	0	9	9.0	9
Warren	5-0	95	16-40	.400	3-12	.250	3-6	.500	7	4	11	4	6-0	3	6	1	38	7.6	19
Williams	1-0	23	5-8	.625	0-0	—	2-4	.500	4	7	11	0	4-0	2	1	4	12	12.0	12

## Series Highlights & Top Performances

The Suns have won 33 of the last 49 meetings... Jan. 2, 2015, **Alex Len** set a career-high with six blocks... March 30, 2005, Phoenix clinched its first Pacific division title since 1994-95 with a 116-87 win at USAC... Dec. 19, 1973 in Phoenix, Suns guard **Charlie Scott** had a series-high 44 points... **Billy Cunningham** scored a Sixers series-best 40 points on Feb. 3, 1970 in Phoenix... March 14, 1973 in Philadelphia, **Neal Walk** grabbed a series-best 26 rebounds... Oct. 22, 1969 in Philly, **Gail Goodrich** dished out series-high 19 assists (later matched by Sixer **Dana Barros**, Jan. 4, 1995)... **Larry Nance** blocked a Suns record and a series-high 10 shots on Jan. 4, 1988 at Philly (matched by Sixer **Shawn Bradley** on March 15, 1996)... Jan. 27, 1995 in Philly, Barros hit a series-high nine three pointers in a 108-107 Sixers loss... Feb. 15, 1970 in Philadelphia, the Sixers set a Suns opponent record for most points scored with 159.

## By The Numbers:

### Suns vs. Philadelphia 2016-2017: 0-2

**11/19/16 at Philadelphia:** Sixers 120, Suns 105

**12/23/16 at Phoenix:** Suns 123, Sixers 116

### All-Time Series Results:

**Suns vs. Sixers at Phoenix:** 42-19

**Suns vs. Sixers at Philadelphia:** 24-36

**Suns vs. Sixers overall:** 66-55

**Suns largest margin of victory:** 30 (129-99, 2/24/90)

**Suns high point total:** 143 (1/6/79)

**Suns low point total:** 81 (1/2/02)

**Sixers largest margin of victory:** 34 (159-125, 2/15/70)

**Sixers high point total:** 159 (2/15/70)

**Sixers low point total:** 71 (3/23/01)

	HOME	AWAY
<b>Suns last win:</b>	12/23/16 (123-116)	11/21/14 (122-96)
<b>Suns last loss:</b>	12/26/15 (111-104)	11/19/16 (120-105)
<b>Streaks:</b>	Won one	Lost two

# Portland Trail Blazers



**One Center Court, Suite 200  
Portland, OR 97227  
(503) 234-9291  
Fax: (503) 232-9672  
www.trailblazers.com**

**Owner** Paul Allen  
**President & CEO** Chris McGowan  
**Head Coach** Terry Stotts  
**Assistant Coaches** David Vanterpool, Nate Tibbetts, Dale Osborne, John McCullough, Jim Moran  
**Head Athletic Trainer** Geoff Clark  
**VP of Basketball Communications** Jim Taylor  
**Basketball Communications Director** ColLin Romer  
**Home Court** Moda Center (19,441, built in 1995)  
**Team Colors** Scarlet, Black, White  
**Radio** Rip City Radio (620 AM) Brian Wheeler, Michael Holton  
**TV** NBC Sports Northwest (Cable) Kevin Calabro, Lamar Hurd

**2017-2018 vs. Suns:**

October 18 at Phoenix  
 October 28 at Portland  
 January 16 at Portland  
 February 24 at Phoenix

**2016-2017 Finish:**

**41-41 (.500)**  
 Third in Northwest Division

**Playoffs:**

Lost to Golden State 4-0

**2016-2017 Regular Season Stats – Suns vs. Trail Blazers**

PLAYER	G-GS	MIN	FG-FGA	PCT	3FG-FGA	PCT	FT-FTA	PCT	OFF	DEF	TOT	AST	PF-DQ	STL	TO	BLK	PTS	AVG	HI
Booker	4-4	152	37-84	.440	3-12	.250	20-27	.741	2	9	11	12	9-0	7	14	0	97	24.3	31
Bledsoe	3-3	102	23-52	.442	6-11	.545	18-21	.857	4	10	14	14	8-0	3	7	0	70	23.3	31
Warren	4-4	146	31-61	.508	2-5	.400	10-13	.769	9	12	21	3	10-0	4	2	2	74	18.5	27
Knight	2-0	51	11-27	.407	2-7	.286	3-3	1.000	1	7	8	9	5-0	1	6	0	27	13.5	16
Len	3-2	54	12-21	.571	0-1	.000	10-10	1.000	12	10	22	1	9-1	0	1	5	34	11.3	18
Utis	2-1	57	9-19	.474	0-2	.000	3-4	.750	1	4	5	11	4-0	0	3	1	21	10.5	11
Williams	2-0	42	8-18	.444	0-0	—	5-7	.714	5	10	15	1	7-0	1	2	2	21	10.5	12
Bender	1-0	23	4-9	.444	2-4	.500	0-0	—	1	1	2	1	2-0	0	2	1	10	10.0	10
Chris	4-3	94	15-31	.484	2-8	.250	7-11	.636	4	22	26	2	10-0	1	6	4	39	9.8	19
Tucker	2-0	51	4-8	.500	0-1	.000	6-8	.750	5	9	14	4	7-0	8	1	0	14	7.0	11
Barbosa	3-0	44	7-13	.538	0-3	.000	5-5	1.000	0	2	2	5	4-0	1	0	0	19	6.3	10
Chandler	1-1	28	2-4	.500	0-0	—	2-2	1.000	2	16	18	1	1-0	0	2	1	6	6.0	6
Dudley	4-1	83	6-13	.462	3-7	.429	2-2	1.000	0	16	16	4	7-0	5	8	0	17	4.3	6
Jones	2-1	51	3-6	.500	0-0	—	2-2	1.000	2	7	9	1	9-0	2	0	0	8	4.0	4
Price	1-0	9	0-0	—	0-0	—	0-0	—	0	1	1	1	2-0	0	0	0	0	0.0	0
<b>SUNS</b>	<b>4</b>	<b>985</b>	<b>172-366</b>	<b>.470</b>	<b>20-61</b>	<b>.328</b>	<b>93-115</b>	<b>.809</b>	<b>48</b>	<b>136</b>	<b>184</b>	<b>70</b>	<b>94-1</b>	<b>33</b>	<b>55</b>	<b>16</b>	<b>457</b>	<b>114.3</b>	<b>121</b>

PLAYER	G-GS	MIN	FG-FGA	PCT	3FG-FGA	PCT	FT-FTA	PCT	OFF	DEF	TOT	AST	PF-DQ	STL	TO	BLK	PTS	AVG	HI
Lillard	4-4	150	41-87	.471	12-37	.324	41-44	.932	4	17	21	17	15-0	3	14	0	135	33.8	39
McCollum	4-4	151	40-75	.533	13-22	.591	19-21	.905	2	17	19	22	10-0	4	9	3	112	28.0	33
Harkless	4-4	116	19-31	.613	4-10	.400	6-10	.600	5	11	16	7	11-0	2	8	3	48	12.0	20
Turner	3-0	76	12-23	.522	3-6	.500	5-6	.833	2	11	13	8	2-0	2	7	2	32	10.7	18
Leonard	3-1	63	9-20	.450	3-11	.273	4-4	1.000	1	10	11	3	12-0	1	0	1	25	8.3	12
Crabbe	4-0	127	12-31	.387	6-18	.333	2-3	.667	0	9	9	7	16-0	2	3	1	32	8.0	14
Vonleh	3-2	72	10-21	.476	1-4	.250	3-5	.600	12	16	28	3	9-0	4	4	1	24	8.0	12
Aminu	4-2	83	11-29	.379	4-10	.400	5-7	.714	3	20	23	2	4-0	8	5	2	31	7.8	12
Plumlee	2-2	53	7-17	.412	0-0	—	0-2	.000	2	15	17	9	4-0	0	2	3	14	7.0	10
Nurkic (TOT)	4-4	77	12-24	.500	0-0	—	1-1	1.000	5	22	27	8	12-0	0	10	3	25	6.3	12
Nurkic (POR)	1-1	30	6-9	.667	0-0	—	0-0	—	2	9	11	2	5-0	0	2	2	12	12.0	12
Napier	3-0	28	3-10	.300	2-4	.500	0-2	.000	1	1	2	2	4-0	4	2	0	8	2.7	6
Connaughton	1-0	3	1-2	.500	0-1	.000	0-0	—	0	0	0	0	0-0	1	0	0	2	2.0	2
Davis	2-0	32	2-5	.400	0-0	—	0-1	.000	3	5	8	0	5-0	1	4	2	4	2.0	2
Layman	1-0	3	0-0	—	0-0	—	0-0	—	0	0	0	0	0-0	0	0	0	0	0.0	0
<b>TRAIL BLAZERS</b>	<b>4</b>	<b>985</b>	<b>173-360</b>	<b>.481</b>	<b>48-123</b>	<b>.390</b>	<b>85-105</b>	<b>.810</b>	<b>37</b>	<b>141</b>	<b>178</b>	<b>82</b>	<b>97-0</b>	<b>32</b>	<b>61</b>	<b>20</b>	<b>479</b>	<b>119.8</b>	<b>130</b>

Portland Trail Blazers

## Series Scores & Summary

Date	Site	Final	%	Date	Site	Final	%	Date	Site	Final	%	Date	Site	Final	%
11/21/70	Port	114-100	W	12/3/76	Phx	99-113	L	12/21/83	Phx	112-116	L	2/4/80	Port	121-123	L
12/4/70	Port	126-121	W	1/20/77	Phx	91-97	L	2/1/84	Phx	109-106	W	4/18/80	Phx	120-128	L
12/26/70	Port	115-126	W	3/20/77	Phx	126-106	W	2/5/84	Port	82-97	L	11/27/80	Port	123-109	W
1/5/71	Port	131-122	W	4/6/77	Port	111-122	L	3/23/84	Port	98-124	L	1/22/81	Port	116-123	L
11/30/71	Port	121-111	W	11/29/77	Port	96-108	L	4/10/84	Phx	100-88	W	2/22/82	Port	106-127	L
12/1/71	Port	139-103	W	12/2/77	Phx	103-106	L	11/18/84	Phx	139-130	W	3/19/81	Phx	116-108	W
2/1/72	Port	139-117	W	2/5/78	Phx	100-113	L	11/8/84	Port	99-116	L	4/21/81	Phx	135-116	W
2/6/72	Port	118-117	W	3/23/78	Phx	127-94	W	12/4/84	Phx	104-112	L	11/2/81	Phx	109-78	W
3/2/72	Port	107-94	W	10/22/78	Phx	120-116	W	12/22/84	Phx	110-108	W	1/19/82	Phx	132-128	W
10/14/72	Port	124-120	W	2/6/79	Phx	129-127	W	3/21/85	Phx	114-104	W	2/12/82	Phx	97-107	L
12/9/72	Port	116-97	W	4/4/79	Port	106-95	L	4/9/85	Port	100-116	L	2/18/82	Phx	186-129	L
12/29/72	Port	106-99	W	10/28/79	Port	89-88	W	10/25/85	Port	123-128	L	3/13/82	Port	128-111	L
12/30/72	Port	107-104	W	11/16/79	Phx	98-97	W	11/27/85	Phx	93-110	L	11/10/82	Port	89-100	L
1/26/73	Port	120-116	W	11/25/79	Phx	87-86	W	1/18/86	Port	87-112	L	11/29/82	Port	121-117	W
1/27/73	Port	109-117	L	1/26/79	Phx	119-99	W	1/28/86	Phx	136-139	W	3/2/83	Port	97-102	L
2/8/73	Port	118-119	L	3/12/80	Port	111-100	W	2/26/86	Phx	113-112	W	4/22/83	Port	115-114	W
11/30/73	Port	107-99	W	3/28/80	Phx	114-100	W	11/4/86	Phx	126-120	W	11/19/83	Phx	118-109	W
12/13/73	Phx	108-119	L	11/18/80	Phx	119-107	L	12/30/86	Port	105-120	L	1/22/84	Phx	118-117	W
12/18/73	Port	117-123	L	12/14/80	Phx	110-116	L	2/3/87	Port	103-117	L	3/10/83	Phx	128-111	W
1/3/74	Phx	112-100	W	12/21/80	Port	111-100	W	2/19/87	Port	106-124	L	2/16/84	Phx	126-100	W
2/12/74	Port	104-113	L	2/27/81	Port	117-121	L	3/20/87	Port	105-134	L	4/5/84	Port	113-135	L
2/17/74	Phx	112-100	W	3/6/81	Phx	128-107	W	4/9/87	Phx	128-122	W	11/19/84	Port	96-93	W
11/28/74	Phx	88-98	L	3/24/81	Port	113-120	L	11/16/87	Port	104-114	L	11/28/84	Phx	128-111	W
12/10/74	Phx	104-100	W	10/30/81	Phx	95-103	L	12/1/87	Port	100-102	L	1/19/85	Port	122-115	W
1/10/75	Phx	110-113	L	12/10/81	Phx	117-110	W	12/5/87	Phx	115-133	L	2/15/85	Phx	120-113	W
1/31/75	Port	107-115	L	12/30/81	Phx	113-112	W	12/18/87	Phx	114-129	L	4/9/85	Port	104-94	W
3/7/75	Port	99-103	L	1/2/82	Phx	108-106	W	1/29/88	Port	119-128	L	11/28/85	Phx	107-102	W
3/21/75	Port	108-112	L	4/6/82	Phx	104-106	L	3/3/88	Phx	112-115	L	1/19/86	Port	84-101	L
3/22/75	Port	92-94	L	4/16/82	Port	113-99	W	11/4/88	Port	105-120	L	2/15/86	Port	96-94	W
10/25/75	Phx	89-88	W	11/2/82	Phx	92-67	W	12/16/88	Phx	132-125	W	4/9/86	Phx	91-98	L
11/26/75	Phx	110-101	W	11/14/82	Port	102-94	L	12/17/88	Phx	115-115	L	1/24/87	Phx	105-115	L
1/29/76	Phx	105-96	W	12/12/82	Phx	94-89	W	2/28/89	Port	134-139	W	2/11/87	Port	109-111	W
3/6/76	Phx	99-118	L	12/28/82	Phx	116-94	W	3/17/89	Phx	129-124	L	3/5/87	Phx	99-121	L
3/7/76	Phx	106-84	W	3/31/83	Phx	106-69	W	11/15/89	Phx	109-107	W	4/5/87	Port	140-139	W
4/2/76	Phx	106-103	L	4/6/83	Port	99-98	W	11/17/89	Phx	101-110	L	11/14/87	Port	142-139	W
4/3/76	Phx	91-112	L	11/16/83	Port	96-122	L	12/26/89	Port	129-105	W	2/12/88	Phx	118-115	L

\*Overtime    \*\*Double Overtime    ▲Triple Overtime    †Quadruple Overtime

## Suns Players Career Statistics vs. Trail Blazers

PLAYER	G-GS	MIN	FG-FG	PCT	3FG-FGA	3PT	FT-FTA	PCT	OFF	DEF	TOT	AST	PF-DQ	STL	TO	BLK	PTS	AVG	HI
Bender	1-0	23	4-9	.444	2-4	.500	0-0	—	1	1	2	1	2-0	0	2	1	10	10.0	10
Bledsoe	21-60	118	268	.440	16-56	.286	87-110	.791	20	66	86	82	29-0	25	50	8	339	16.1	33
Booker	6-4	177	40-89	.449	5-14	.357	20-27	.741	2	10	12	13	11-0	7	15	1	105	17.5	31
Chandler	33-30	973	107-188	.569	0-1	.000	76-107	.710	123	187	310	32	93-1	17	45	39	290	8.8	27
Chris	4-3	94	15-31	.484	2-8	.250	7-11	.636	4	22	26	2	10-0	1	6	4	39	9.8	19
Daniels	2-0	41	4-14	.286	2-5	.400	0-0	—	0	2	2	0	4-0	1	3	0	10	5	5
Dudley	27-6	676	89-185	.481	24-75	.320	21-33	.636	25	58	83	50	61-1	28	29	3	223	8.3	18
Jones	2-1	51	3-6	.500	0-0	—	2-2	1.000	2	7	9	1	9-0	2	0	0	8	4	4
Knight	10-8	319	62-151	.411	18-55	.327	30-34	.882	4	41	45	47	25-0	13	29	3	172	17.2	27
Len	11-7	205	33-66	.500	0-1	.000	18-23	.783	26	30	56	6	26-1	4	8	10	84	7.6	18
Millsap	6-1	108	11-32	.344	5-14	.357	5-9	.556	2	22	24	3	11-0	5	6	1	32	5.3	11
Utis	2-1	57	9-19	.474	3-2	.000	3-4	.750	1	4	5	11	4-0	0	3	1	21	10.5	11
Warren	8-4	223	45-88	.511	0-9	.333	14-20	.700	11	19	30	5	17-0	5	5	107	13.4	27	
Williams	2-0	42	8-18	.444	0-0	—	5-7	.714	5	10	15	1	7-0	1	2	2	21	10.5	12

## Series Highlights & Top Performances

Phoenix has won 38 of the last 62 meetings, including 19 of the last 24 at Talking Stick Resort Arena... Jan. 14, 2011, **Grant Hill** became the 15th active player in the NBA with 16,000 career points... The Suns won their first-ever 40T game and the longest game in franchise history in Portland on Nov. 14, 1997, 140-139... Portland's **Brian Grant** played a Suns opponent record 61 minutes... In the Suns 110-102 win on Dec. 17, 1999 in Portland, **Jason Kidd** had a triple-double with 32 points, 12 rebounds and 10 assists and **Tom Gugliotta** added 17 points and 14 rebounds prior to suffering a seizure on the bus after the game... Series highs: March 7, 1975 in Portland, Blazer **Larry Steele** picked nine steals... Dec. 26, 1989 in Phoenix, Sun **Andrew Lang** blocked eight shots.

## By The Numbers:

### Suns vs. Portland 2016-2017: 1-3

**11/2/16 at Phoenix:** Suns 118, Blazers 115 (ot)

**11/8/16 at Portland:** Blazers 124, Suns 121

**3/12/17 at Phoenix:** Blazers 110, Suns 101

**4/1/17 at Portland:** Blazers 130, Suns 117

**Suns largest margin of victory:** 45 (130-85, 12/6/05)

**Suns high point total:** 160 (3/21/72)

**Suns low point total:** 71 (1/27/12)

**Blazers largest margin of victory:** 38 (109-71, 1/21/15)

**Blazers high point total:** 139 (2/28/89, 11/14/97)

**Blazers low point total:** 75 (11/8/02)

### All-Time Series Results:

**Suns vs. Blazers at Phoenix:** 78-32

**Suns vs. Blazers at Portland:** 42-67

**Suns vs. Blazers overall:** 120-99

#### HOME

**Suns last win:** 11/2/16\* (118-115)

**Suns last loss:** 3/12/17 (110-101)

**Streaks:** Lost one

#### AWAY

**Blazers last win:** 10/31/15 (101-90)

**Blazers last loss:** 4/1/17 (130-117)

**Streaks:** Lost two

# Sacramento Kings



500 David J. Stern Walk  
Sacramento, CA 95814  
(916) 928-0000  
Fax: (916) 928-6900  
www.kings.com

<b>Owner</b>	Vivek Ranadive
<b>General Manager</b>	Vlade Divac
<b>VP of Basketball and Team Development</b>	Peja Stojakovic
<b>Head Coach</b>	Dave Joergler
<b>Assistant Coaches</b>	Elston Turner, Bryan Gates, Bob Thornton, Jason March, Duane Thornor
<b>Head Athletic Trainer</b>	Manny Romero
<b>Director, Media Relations</b>	Chris Clark
<b>Media Relations Manager</b>	Rahsaan Gethers
<b>Home Court</b>	Golden 1 Center (17,608, built in 2016)
<b>Team Colors</b>	Black, Purple, Silver
<b>Radio</b>	KHTK (1140 AM) Gary Gerould
<b>TV</b>	NBC Sports California (Cable) Grant Napear, Jerry Reynolds, Doug Christie, Kayte Christensen

**2017-2018 vs. Suns:**

October 23 at Phoenix  
December 12 at Sacramento  
December 29 at Sacramento  
April 3 at Phoenix

**2016-2017 Finish:**

**32-50 (.490)**  
Third in Pacific Division

**Playoffs:**

Did not qualify

**2016-2017 Regular Season Stats – Suns vs. Kings**

PLAYER	G-GS	MIN	FG-FGA	PCT	3FG-FGA	PCT	FT-FTA	PCT	OFF	DEF	TOT	AST	PF	DQ	STL	TO	BLK	PTS	AVG	HI
Booker	3-3	105	25-62	.403	7-20	.350	13-19	.684	1	6	7	7	11-0	2	6	1	70	23.3	33	
Warren	4-4	145	30-62	.484	2-7	.286	11-12	.917	13	13	26	7	11-0	6	5	2	73	18.3	24	
Bledsoe	2-2	63	9-23	.391	5-11	.455	13-16	.813	2	10	12	9	5-0	2	6	0	36	18.0	20	
Ulis	3-2	87	17-46	.370	4-13	.308	4-6	.667	2	4	6	20	3-0	5	3	2	42	14.0	27	
Williams	2-0	59	13-26	.500	0-0	—	2-3	.667	6	16	22	3	9-0	2	1	2	28	14.0	14	
Chris	4-3	111	18-46	.391	4-17	.235	8-17	.471	5	15	20	4	16-0	3	12	9	48	12.0	22	
Knight	2-0	45	6-17	.353	2-7	.286	5-6	.833	0	3	3	6	1-0	0	4	0	19	9.5	12	
Bender	2-0	33	6-16	.375	2-10	.200	1-1	1.000	2	4	6	2	5-0	0	0	0	15	7.5	10	
Chandler	2-2	55	5-6	.833	0-0	—	5-7	.714	3	19	22	0	7-0	1	3	0	15	7.5	8	
Jones	2-1	37	3-9	.333	1-3	.333	3-5	.600	3	6	9	4	3-0	1	1	1	10	5.0	10	
Len	4-2	73	9-19	.474	0-0	—	2-2	1.000	8	19	27	3	16-0	5	4	2	20	5.0	8	
Dudley	2-1	41	4-9	.444	0-2	.000	0-4	5	2	4	0	2	4-0	0	1	1	8	4.0	4	
Tucker	2-0	38	2-8	.250	2-4	.500	2-2	1.000	1	4	5	3	0-0	1	2	0	8	4.0	8	
Millsap	1-0	11	1-2	.500	0-0	—	1-2	.500	3	1	4	0	0-0	0	1	0	3	3.0	3	
Price	2-0	30	2-9	.222	1-5	.200	0-0	—	0	1	1	3	2-0	2	1	0	5	2.5	5	
Barbosa	3-0	27	2-10	.200	0-1	.000	0-0	—	0	3	3	1	5-0	0	1	0	4	1.3	4	
<b>SUNS</b>	<b>4</b>	<b>960</b>	<b>152-370</b>	<b>.411</b>	<b>30-100</b>	<b>.300</b>	<b>70-100</b>	<b>.700</b>	<b>50</b>	<b>125</b>	<b>175</b>	<b>74</b>	<b>98-0</b>	<b>30</b>	<b>52</b>	<b>20</b>	<b>404</b>	<b>101.0</b>	<b>105</b>	
PLAYER	G-GS	MIN	FG-FGA	PCT	3FG-FGA	PCT	FT-FTA	PCT	OFF	DEF	TOT	AST	PF	DQ	STL	TO	BLK	PTS	AVG	HI
Cousins	2-2	59	12-26	.462	3-8	.375	19-25	.760	2	15	17	14	9-0	2	8	2	46	23.0	24	
Gay	1-1	33	9-15	.600	1-3	.333	3-4	.750	0	3	3	2	1-0	0	0	4	22	22.0	22	
Labissiere	2-1	56	14-22	.636	1-1	1.000	15-19	.789	4	14	18	2	6-0	2	3	0	44	22.0	32	
Collison	1-1	38	8-16	.500	3-4	.750	0-0	—	0	2	2	1	3-0	1	2	0	19	19.0	19	
Lawson	4-3	121	18-36	.500	2-6	.333	22-24	.917	7	17	24	28	7-0	5	11	1	60	15.0	22	
Hield (TOT)	6-5	141	28-64	.438	14-35	.400	5-8	.625	2	16	18	8	11-0	3	5	1	75	12.5	30	
Hield (SAC)	2-2	54	15-27	.556	5-11	.455	2-3	.667	1	5	6	0	7-0	1	4	1	37	18.5	30	
McLemore	3-2	79	12-26	.462	3-10	.300	10-14	.714	0	10	10	6	7-0	1	2	0	37	12.3	18	
Affalo	2-2	56	7-18	.389	2-4	.500	6-6	1.000	0	7	7	0	5-0	1	0	0	22	11.0	14	
Barnes	2-1	67	9-18	.500	2-9	.222	0-0	—	1	16	17	7	7-0	0	2	1	20	10.0	14	
Temple	3-0	72	12-22	.545	4-6	.667	2-2	1.000	2	7	9	12	8-0	1	5	1	30	10.0	12	
Cautley-Stein	4-2	88	17-33	.515	0-0	—	3-8	.375	6	16	22	9	7-0	7	6	4	37	9.3	14	
Tolliver	3-0	63	7-19	.368	3-12	.250	8-11	.727	4	14	18	5	4-0	1	2	2	25	8.3	12	
Galloway (TOT)	6-0	130	18-39	.462	13-27	.481	0-0	—	0	11	11	5	9-0	1	6	1	49	8.2	14	
Galloway (SAC)	2-0	53	5-12	.417	2-6	.333	0-0	—	0	4	4	4	5-0	1	4	0	12	6.0	8	
Koufos	3-3	49	11-22	.500	0-0	—	2-3	.667	2	13	15	3	3-0	0	2	2	24	8.0	13	
Papagiannis	2-0	40	5-11	.455	0-0	—	3-4	.750	2	8	10	1	5-0	0	4	4	13	6.5	13	
Evans (TOT)	3-0	47	6-18	.333	0-5	.000	3-7	.429	0	10	10	8	4-0	2	4	0	15	5.0	15	
Evans (SAC)	1-0	14	0-4	.000	0-1	.000	0-2	.000	0	2	2	3	0-0	1	0	0	0	0.0	0	
Casspi	1-0	9	2-2	1.000	0-0	—	0-0	—	1	2	3	0	0-0	1	2	0	4	4.0	4	
Richardson	2-0	12	0-4	.000	0-0	—	0-0	—	0	0	0	0	2-0	0	0	0	0	0.0	0	
<b>KINGS</b>	<b>4</b>	<b>960</b>	<b>163-333</b>	<b>.489</b>	<b>31-81</b>	<b>.383</b>	<b>95-125</b>	<b>.760</b>	<b>32</b>	<b>155</b>	<b>187</b>	<b>97</b>	<b>86-0</b>	<b>25</b>	<b>58</b>	<b>22</b>	<b>452</b>	<b>113.0</b>	<b>129</b>	





# San Antonio Spurs



**One AT&T Center**  
**San Antonio, TX 78219**  
**(210) 444-5500**  
**Fax: (210) 444-5003**  
**www.spurs.com**

**2017-2018 vs. Suns:**

November 5 at San Antonio  
 December 9 at Phoenix  
 January 5 at San Antonio  
 February 7 at Phoenix

**2016-2017 Finish:**

**61-21 (.744)**

First in Southwest Division

**Playoffs:**

Defeated Memphis 4-2  
 Defeated Houston 4-2  
 Lost to Golden State 4-0

<b>Chairman &amp; CEO</b>	Julianna Hawn Holt
<b>President of Basketball Ops./Head Coach</b>	Gregg Popovich
<b>President of Sports Franchises/GM</b>	R.C. Buford
<b>Assistant Coaches</b>	Ettore Messina, Ime Udoka, James Borrego, Chip Engelland, Becky Hammon, Will Hardy
<b>Head Athletic Trainer</b>	Will Sevensing
<b>Sr. Director of Communications</b>	Tom James
<b>Basketball Communications Manager</b>	Kris Davis
<b>Basketball Communications Coordinator</b>	Jordan Howenstine
<b>Home Court</b>	AT&T Center (18,418, built in 2002)
<b>Team Colors</b>	Metallic Silver, Black
<b>Radio</b>	WOAI (1200 AM) Bill Schoening KXTN (107.5 FM Spanish) Paul Castro
<b>TV</b>	KENS (Ch. 5), KMYS (Ch. 35), Fox Sports Southwest (Cable) Bill Land, Sean Elliott, Andrew Monaco

**2016-2017 Regular Season Stats – Suns vs. Spurs**

PLAYER	G-GS	MIN	FG-FGA	PCT	3FG-FGA	PCT	FT-FTA	PCT	OFF	DEF	TOT	AST	PF	DQ	STL	TO	BLK	PTS	AVG	HI
Booker	3-3	102	20-54	.370	5-13	.385	19-20	.950	3	6	9	11	12-0	4	10	0	64	21.3	39	
Warren	2-1	61	12-22	.545	1-2	.500	10-10	1.000	3	4	7	1	7-0	3	4	1	35	17.5	23	
Bledsoe	3-3	95	16-40	.400	2-10	.200	10-13	.769	4	8	12	18	6-0	2	6	0	44	14.7	17	
Knight	2-0	45	8-19	.421	2-3	.667	7-9	.778	0	2	2	7	4-0	4	4	1	25	12.5	14	
Dudley	1-0	20	4-5	.800	2-3	.667	0-0	—	0	4	4	0	2-0	0	0	2	10	10.0	10	
Chris	3-3	67	11-24	.458	4-11	.364	2-6	.333	5	4	9	2	7-0	4	4	1	28	9.3	13	
Bender	3-0	59	7-12	.583	5-8	.625	0-0	—	0	13	3	3	9-0	1	1	1	19	6.3	10	
Chandler	3-3	82	8-15	.533	0-0	—	0-0	—	11	20	31	1	10-0	3	7	0	16	5.3	8	
Barbosa	3-0	36	7-17	.412	1-1	1.000	0-1	.000	1	4	5	2	5-0	2	3	0	15	5.0	8	
Len	2-0	41	3-6	.500	0-1	.000	4-4	1.000	2	7	9	2	6-0	1	2	0	10	5.0	6	
Tucker	3-2	74	5-16	.313	2-11	.182	2-2	1.000	0	7	7	3	7-0	6	5	1	14	4.7	7	
Uls	3-0	23	5-9	.556	0-0	—	0-0	—	0	1	1	3	2-0	0	3	0	10	3.3	8	
Jenkins	1-0	3	1-1	1.000	1-1	1.000	0-0	—	0	0	0	0	0-0	0	0	0	3	3.0	3	
Jones	1-0	3	1-1	1.000	0-0	—	1-1	1.000	0	0	0	0	1-0	0	0	0	3	3.0	3	
Williams	2-0	10	1-3	.333	0-0	—	0-0	—	4	0	4	0	2-0	0	0	0	2	1.0	2	
<b>SUNS</b>	<b>3</b>	<b>720</b>	<b>109-244</b>	<b>.447</b>	<b>25-64</b>	<b>.391</b>	<b>55-66</b>	<b>.833</b>	<b>33</b>	<b>80</b>	<b>113</b>	<b>53</b>	<b>80-0</b>	<b>30</b>	<b>51</b>	<b>7</b>	<b>298</b>	<b>99.3</b>	<b>108</b>	

PLAYER	G-GS	MIN	FG-FGA	PCT	3FG-FGA	PCT	FT-FTA	PCT	OFF	DEF	TOT	AST	PF	DQ	STL	TO	BLK	PTS	AVG	HI
Leonard	2-2	60	18-32	.563	3-8	.375	17-19	.895	3	11	14	7	2-0	3	4	0	56	28.0	38	
Aldridge	3-3	93	22-37	.595	1-1	1.000	9-11	.818	8	11	19	6	7-0	1	5	2	54	18.0	27	
Parker	3-3	86	19-34	.559	3-7	.429	4-7	.571	1	2	3	6	3-0	2	5	0	45	15.0	20	
Gasol	3-3	81	15-28	.536	0-3	.000	7-13	.538	4	25	29	6	4-0	2	5	1	37	12.3	18	
Ginobili	3-0	60	6-19	.316	4-9	.444	14-14	1.000	3	5	8	9	6-0	4	4	3	30	10.0	16	
Green	3-3	74	9-17	.529	5-12	.417	0-0	—	2	4	6	1	7-0	4	2	1	23	7.7	11	
Lee	3-0	48	10-15	.667	0-0	—	1-1	1.000	4	10	14	2	1-0	0	5	0	21	7.0	12	
Dedmon	3-0	52	8-11	.727	0-0	—	2-4	.500	3	13	16	1	6-0	4	3	2	18	6.0	11	
Murray	1-0	3	2-2	1.000	0-0	—	2-2	1.000	0	0	0	1	0-0	0	0	0	6	6.0	6	
Mills	2-0	34	4-14	.286	1-8	.125	2-2	1.000	1	3	4	5	5-0	1	5	0	11	5.5	6	
Simmons	3-0	63	5-12	.417	1-2	.500	3-4	.750	1	9	10	2	10-0	3	9	0	14	4.7	6	
Laprovittola	1-0	3	1-1	1.000	0-0	—	2-2	1.000	0	0	0	1	0-0	0	0	0	4	4.0	4	
Anderson	3-1	47	2-8	.250	1-2	.500	5-6	.833	1	4	5	7	2-0	1	3	1	10	3.3	7	
Forbes	1-0	5	1-1	1.000	0-0	—	0-0	—	0	1	1	0	1-0	0	0	0	2	2.0	2	
Bertans	3-0	10	0-1	.000	0-1	.000	0-0	—	0	0	0	0	4-0	0	2	0	0	0.0	0	
<b>SPURS</b>	<b>3</b>	<b>720</b>	<b>122-232</b>	<b>.526</b>	<b>19-53</b>	<b>.358</b>	<b>68-85</b>	<b>.800</b>	<b>31</b>	<b>98</b>	<b>129</b>	<b>54</b>	<b>58-0</b>	<b>25</b>	<b>52</b>	<b>10</b>	<b>331</b>	<b>110.3</b>	<b>119</b>	



# Toronto Raptors



**Air Canada Centre**  
**50 Bay Street, Suite 500**  
**Toronto, Ontario, Canada**  
**M5J 2L2**  
**(416) 815-5600**  
**Fax: (416) 359-9331**  
**www.raptors.com**

**2017-2018 vs. Suns:**

December 5 at Toronto  
 December 13 at Phoenix

**2016-2017 Finish:**

**51-31 (.622)**  
 Second in Atlantic Division

**Playoffs:**

Defeated Milwaukee 4-2  
 Lost to Cleveland 4-0

<b>Chairman of the Board &amp; Gov.</b>	Lawrence Tanenbaum, O.C.
<b>President</b>	Masai Ujiri
<b>General Manager</b>	Bobby Webster
<b>Head Coach</b>	Dwane Casey
<b>Assistant Coaches</b>	Rex Kalamian, Nick Nurse, Jama Mahlalela, Patrick Mutombo, Jim Sann, Alex McKechnie
<b>Head Athletic Trainer</b>	Scott McCullough
<b>Director, Communications</b>	Jennifer Quinn
<b>Sr. Manager, Basketball Comm.</b>	Roven Yau
<b>Manager, Communications</b>	Phil Summers
<b>Home Court</b>	Air Canada Centre (19,800, built in 1999)
<b>Team Colors</b>	Red, Black, Silver
<b>Radio</b>	TSN Radio (1050 AM), Sportsnet (590 AM) Paul Jones, Eric Smith, Jack Armstrong, Sherman Hamilton
<b>TV</b>	TSN, TSN2, Sportsnet, Sportsnet ONE Matt Devlin, Leo Rautins, Jack Armstrong, Sherman Hamilton

**2016-2017 Regular Season Stats – Suns vs. Raptors**

PLAYER	G-GS	MIN	FG-FGA	PCT	3FG-FGA	PCT	FT-FTA	PCT	OFF	DEF	TOT	AST	PF	DQ	STL	TO	BLK	PTS	AVG	HI
Bledsoe	2-2	80	20-31	.645	5-10	.500	17-17	1.000	1	10	11	23	6-0	3	12	2	62	31.0	40	
Booker	2-2	75	12-33	.364	6-12	.500	9-11	.818	0	9	9	7	8-0	3	3	0	39	19.5	20	
Tucker	2-1	62	9-17	.529	2-5	.400	5-6	.833	3	11	14	0	9-0	1	1	0	25	12.5	14	
Chandler	2-2	62	10-14	.714	0-0	—	3-5	.600	7	15	22	3	5-0	3	4	1	23	11.5	16	
Knight	2-0	33	6-11	.545	1-1	1.000	6-6	1.000	0	3	3	1	5-0	1	3	0	19	9.5	12	
Utis	2-0	21	6-10	.600	2-2	1.000	0-0	—	0	2	2	1	3-0	1	2	0	14	7.0	10	
Chriss	2-2	36	5-13	.385	1-7	.143	1-2	.500	1	2	3	0	7-0	2	2	1	12	6.0	8	
Len	2-0	42	4-8	.500	0-0	—	1-2	.500	3	13	16	0	4-0	0	4	1	9	4.5	5	
Warren	2-1	48	4-17	.235	0-2	.000	0-2	.000	1	5	6	2	4-0	2	2	0	8	4.0	4	
Bender	2-0	15	1-5	.200	1-3	.333	0-0	—	2	2	4	1	5-0	0	1	0	3	1.5	3	
Barbosa	1-0	5	0-3	.000	0-1	.000	0-0	—	1	1	2	2	0-0	0	1	0	0	0.0	0	
Williams	1-0	0	0-0	—	0-0	—	0-0	—	0	0	0	0	0-0	0	0	0	0	0.0	0	
<b>SUNS</b>	<b>2</b>	<b>480</b>	<b>77-162</b>	<b>.475</b>	<b>18-43</b>	<b>.419</b>	<b>42-51</b>	<b>.824</b>	<b>19</b>	<b>73</b>	<b>92</b>	<b>40</b>	<b>56-0</b>	<b>16</b>	<b>35</b>	<b>5</b>	<b>214</b>	<b>107.0</b>	<b>115</b>	

PLAYER	G-GS	MIN	FG-FGA	PCT	3FG-FGA	PCT	FT-FTA	PCT	OFF	DEF	TOT	AST	PF	DQ	STL	TO	BLK	PTS	AVG	HI
DeRozan	2-2	72	14-35	.400	0-4	.000	18-21	.857	1	5	6	6	4-0	1	4	1	46	23.0	24	
Lowry	2-2	75	12-32	.375	4-18	.222	11-14	.786	0	9	9	11	8-0	3	6	1	39	19.5	24	
Valanciunas	2-2	50	8-14	.571	0-0	—	8-9	.889	7	15	22	2	6-0	2	4	3	24	12.0	16	
Joseph	2-0	50	7-15	.467	2-3	.667	2-4	.500	1	7	8	4	6-0	1	4	0	18	9.0	15	
Sullinger	1-0	12	3-6	.500	1-2	.500	2-2	1.000	0	3	3	0	0-0	2	0	0	9	9.0	9	
Carroll	2-2	50	4-14	.286	2-7	.286	6-6	1.000	2	6	8	0	1-0	3	3	1	16	8.0	14	
Ross	2-0	55	5-20	.250	2-13	.154	2-2	1.000	1	5	6	3	3-0	4	1	2	14	7.0	7	
Nogueira	2-1	57	5-5	1.000	1-1	1.000	2-2	1.000	1	5	6	1	8-0	2	3	4	13	6.5	13	
Powell	2-0	28	3-9	.333	2-4	.500	3-4	.750	0	5	5	2	3-0	1	2	1	11	5.5	7	
Ibaka (TOT)	1-1	32	2-9	.222	1-3	.333	0-0	—	2	2	4	0	3-0	0	2	3	5	5.0	5	
Siakam	1-1	22	2-5	.400	0-0	—	0-0	—	3	2	5	0	5-0	2	0	4	4.0	4.0	4	
Patterson	1-0	9	0-3	.000	0-2	.000	0-0	—	0	0	0	0	0-0	0	0	0	0.0	0.0	0	
<b>RAPTORS</b>	<b>2</b>	<b>480</b>	<b>63-158</b>	<b>.399</b>	<b>14-54</b>	<b>.259</b>	<b>54-64</b>	<b>.844</b>	<b>16</b>	<b>62</b>	<b>78</b>	<b>29</b>	<b>44-0</b>	<b>21</b>	<b>29</b>	<b>13</b>	<b>194</b>	<b>97.0</b>	<b>103</b>	

Toronto Raptors

## Series Scores & Summary

Date	Site	Final	W/L	Date	Site	Final	W/L
11/10/95	Tor	112-108	W	1/3/07	Tor	100-98	W
2/23/96	Phx	110-105	W	12/5/07	Tor	136-123	W
2/1/97	Tor	86-110	L	12/22/07	Phx	122-103	W
3/11/97	Phx	101-105	L	1/18/09	Tor	117-113	W
12/5/97	Phx	110-91	W	2/27/09	Phx	133-113	W
2/3/98	Tor	110-105	W	11/15/09	Phx	101-100	W
11/23/99	Phx	94-93	W	11/29/09	Tor	113-94	W
2/27/00	Tor	102-103	L	2/25/11	Tor	110-92	W
12/10/00	Tor	95-87	W	3/23/11	Phx	114-106	W
12/30/00	Phx	109-103	W	1/24/12	Phx	96-99	L
11/18/01	Phx	81-87	L	11/30/12	Tor	97-101	L
12/9/01	Tor	91-90	W	3/6/13	Phx	71-98	L
2/21/03	Tor	89-92	L	12/6/13	Phx	106-97	W
3/17/03*	Phx	95-91	W	3/16/14	Tor	121-113	W
1/4/04	Tor	73-83	L	11/24/14	Tor	100-104	L
2/10/04	Phx	94-101	L	1/4/15	Phx	125-109	W
12/26/04	Phx	106-94	W	11/29/15	Tor	107-102	W
1/30/05	Tor	123-105	W	2/2/16	Phx	97-104	L
11/22/05	Phx	90-82	W	12/29/16	Phx	99-91	W
3/31/06	Tor	140-126	W	1/22/17	Tor	115-103	W
12/19/06	Phx	115-98	W				

\*Overtime

## Suns Players Career Statistics vs. Raptors

PLAYER	G-GS	MIN	FG-FGA	PCT	3FG-FGA	PCT	FT-FTA	PCT	OFF	DEF	TOT	AST	PF-DQ	STL	TO	BLK	PTS	AVG	HI
Bender	2-0	15	1-5	.200	1-3	.333	0-0	—	2	2	4	1	5-0	0	1	0	3	1.5	3
Bledsoe	11-8	351	60-128	.469	13-30	.433	58-69	.841	10	32	42	71	23-0	15	36	12	191	17.4	40
Booker	3-3	113	21-52	.404	12-26	.462	12-15	.800	0	14	14	7	12-0	5	7	0	66	22.0	27
Chandler	38-27	1014	110-182	.604	0-0	—	67-98	.684	106	195	301	40	113-3	25	62	66	287	7.6	18
Chris	2-2	36	5-13	.385	1-7	.143	1-2	.500	1	2	3	0	7-0	2	2	1	12	6.0	8
Daniels	4-0	68	14-31	.452	11-23	.478	7-7	1.000	2	1	3	3	3-0	1	3	0	46	11.5	24
Dudley	24-7	604	73-152	.480	19-35	.545	28-40	.700	28	57	85	30	50-0	24	19	6	193	8.0	17
Knight	15-13	461	70-174	.402	18-58	.310	38-47	.809	12	31	43	50	38-0	14	29	4	196	13.1	20
Len	7-2	130	15-32	.469	0-0	—	1-2	.500	11	29	40	1	15-0	1	8	1	31	4.4	10
Ulis	2-0	21	6-10	.600	2-2	1.000	0-0	—	0	2	2	1	3-0	1	2	0	14	7.0	10
Warren	4-1	82	11-31	.355	0-3	.000	3-6	.500	4	14	18	2	6-0	3	2	3	25	6.3	15
Williams	1-0	0	0-0	—	0-0	—	0-0	—	0	0	0	0	0-0	0	0	0	0	0.0	0

## Series Highlights & Top Performances

Phoenix swept the season series and has won 20 of the last 25 meetings... The Suns scored a series-high 140 points on March 31, 2006, the most points ever scored at the Air Canada Centre... Jan. 30, 2005, Phoenix's 46 points in the third quarter of the team's 123-105 victory, was the most points scored ever in a quarter vs. Toronto... Toronto held the Suns to a series-low 73 points on Jan. 4, 2004 in Toronto... Feb. 27, 2000, **Vince Carter** scored 51 points for the Raptors in a 103-102 Toronto win... Feb. 3, 1998, **Jason Kidd** dished out a series-high 16 assists... **Marcus Camby** tied a Raptors franchise record with nine blocked shots as Toronto gained its first-ever win over the Suns, 110-86, on Feb. 1, 1997... The Raptors had 15 blocked shots as a team in that contest... On March 11, 1997, Toronto gained its first road victory in the series, 105-101, at USAC... Phoenix took the first-ever meeting in the series, 112-108, on Nov. 10, 1995.

## By The Numbers:

### Suns vs. Toronto 2016-2017: 2-0

12/29/16 at Phoenix: Suns 99, Raptors 91

1/22/17 at Toronto: Suns 115, Raptors 103

### All-Time Series Results:

Suns vs. Raptors at Phoenix: 15-6

Suns vs. Raptors at Toronto: 14-6

Suns vs. Raptors overall: 29-12

Suns largest margin of victory: 20 (2/27/09, 133-113)

Suns high point total: 140 (3/31/06)

Suns low point total: 71 (3/6/13)

Raptors largest margin of victory: 27 (98-71, 3/6/13)

Raptors high point total: 126 (3/31/06)

Raptors low point total: 82 (11/22/05)

	HOME	AWAY
Suns last win:	12/29/16 (99-91)	1/22/17 (115-103)
Suns last loss:	2/2/16 (104-97)	11/24/14 (104-100)
Streaks:	Wonone	Won two

# Utah Jazz



1414 S. 500 W  
Salt Lake City, UT 84115(801)  
(801) 325-2500  
Fax: (801) 325-2578  
www.utahjazz.com

### 2017-2018 vs. Suns:

October 25 at Phoenix  
February 2 at Phoenix  
February 14 at Utah  
March 15 at Utah

### 2016-2017 Finish:

51-31 (.622)

First in Northwest Division

### Playoffs:

Defeated L.A. Clippers 4-3  
Lost to Golden State 4-0

<b>Owner</b>	Gail Miller
<b>President</b>	Steve Starks
<b>General Manager</b>	Dennis Lindsey
<b>Head Coach</b>	Quin Snyder
<b>Assistant Coaches</b>	Igor Kokoskov, Alex Jensen, Johnnie Bryant, Zach Guthrie, Antonio Lang, Lamar Skeeter, Jeff Watkinson, Mike Wells
<b>VP of Performance Health Care</b>	Mike Elliot
<b>Head Athletic Trainer</b>	Eric Waters
<b>Sr. Vice President, Communications</b>	Frank Zang
<b>Vice President, Communications</b>	Derek Garduno
<b>Director, Communications</b>	Lindsay Twiss
<b>Manager, Communications</b>	Danny Franks
<b>Home Court</b>	Vivint Smart Home Arena (TBA built in 1991)
<b>Team Colors</b>	Navy, Dark Yellow, Dark Green, Gray
<b>Radio</b>	KZNS (1280 AM/97.5 FM) David Locke, Ron Boone
<b>TV</b>	AT&T SportsNet (Cable) Craig Bolerjack, Matt Harpring, Kristen Kenney

## 2016-2017 Regular Season Stats – Suns vs. Jazz

PLAYER	G-GS	MIN	FG-FGA	PCT	3FG-FGA	PCT	FT-FTA	PCT	OFF	DEF	TOT	AST	PF	DQ	STL	TO	BLK	PTS	AVG	HI
Booker	3-3	108	28-54	.519	3-11	.273	7-8	.875	0	5	5	3	6-0	4	8	0	66	22.0	25	
Bledsoe	3-3	92	23-50	.460	4-12	.333	14-14	1.000	4	19	23	19	5-0	2	6	0	64	21.3	31	
Barbosa	3-0	50	12-21	.571	2-4	.500	3-3	1.000	1	10	11	3	4-0	2	4	1	29	9.7	13	
Chandler	2-2	52	7-12	.583	0-0	—	4-5	.800	7	9	16	1	7-0	0	2	0	18	9.0	10	
Dudley	1-0	26	3-5	.600	2-3	.667	1-2	.500	0	7	7	3	4-0	1	3	0	9	9.0	9	
Len	3-1	64	9-18	.500	0-0	—	6-7	.857	3	10	13	0	13-1	0	2	3	24	8.0	14	
Knight	2-0	35	6-23	.261	0-2	.000	3-5	.600	4	3	7	5	2-0	0	1	0	15	7.5	15	
Warren	2-2	50	5-10	.500	1-2	.500	4-4	1.000	0	2	2	1	4-0	2	0	0	15	7.5	15	
Bender	3-0	74	5-13	.385	4-12	.333	1-3	.333	1	7	8	1	8-0	0	4	3	15	5.0	7	
Chris	3-3	61	7-23	.304	0-6	.000	1-1	1.000	4	5	9	0	9-0	0	2	0	15	5.0	6	
Tucker	3-1	83	6-10	.600	2-3	.667	0-0	—	3	16	19	0	6-0	4	2	0	14	4.7	8	
Utis	2-0	21	3-11	.273	0-2	.000	0-0	—	0	1	1	0	0-0	0	1	0	6	3.0	6	
Williams	1-0	4	1-2	.500	0-0	—	0-0	—	0	0	0	0	2-0	0	0	0	2	2.0	2	
<b>SUNS</b>	<b>3</b>	<b>720</b>	<b>115-252</b>	<b>.456</b>	<b>18-57</b>	<b>.316</b>	<b>44-52</b>	<b>.846</b>	<b>27</b>	<b>94</b>	<b>121</b>	<b>36</b>	<b>70-1</b>	<b>15</b>	<b>38</b>	<b>7</b>	<b>292</b>	<b>97.3</b>	<b>105</b>	

PLAYER	G-GS	MIN	FG-FGA	PCT	3FG-FGA	PCT	FT-FTA	PCT	OFF	DEF	TOT	AST	PF	DQ	STL	TO	BLK	PTS	AVG	HI
Hayward	3-3	103	19-42	.452	3-8	.375	22-27	.815	1	18	19	13	3-0	5	2	0	63	21.0	28	
Goibert	3-3	112	21-28	.750	0-0	—	16-21	.762	11	29	40	1	4-0	1	7	11	58	19.3	22	
Hood	2-2	37	8-17	.471	5-9	.556	0-0	—	1	3	4	3	6-0	1	1	0	21	10.5	13	
Favors	2-2	48	9-19	.474	0-0	—	2-7	.286	5	7	12	4	1-0	1	3	2	20	10.0	11	
Hill	2-2	40	8-21	.381	1-8	.125	3-4	.750	2	7	9	5	2-0	0	3	1	20	10.0	17	
J. Johnson	3-0	71	10-23	.435	6-11	.545	4-4	1.000	1	7	8	3	6-0	1	5	1	30	10.0	15	
Mack	2-0	56	7-15	.467	4-6	.667	2-2	1.000	0	4	4	7	8-0	1	7	0	20	10.0	12	
Ingles	3-1	77	9-15	.600	7-10	.700	2-2	1.000	0	5	5	6	2-0	2	5	0	27	9.0	11	
Diaw	3-1	69	11-23	.478	1-7	.143	2-2	1.000	3	6	9	13	3-0	0	2	0	25	8.3	13	
Neto	3-0	27	5-12	.417	0-3	.000	2-2	1.000	0	2	2	1	5-0	1	0	0	12	4.0	8	
Exum	2-1	24	3-6	.500	1-3	.333	0-0	—	0	3	3	1	6-0	0	2	1	7	3.5	7	
Withney	1-0	10	1-2	.500	0-0	—	0-0	—	1	1	2	0	2-0	1	0	1	2	2.0	2	
Lyles	3-0	37	1-8	.125	0-5	.000	2-4	.500	1	9	10	5	4-0	0	1	0	4	1.3	3	
Burks	1-0	9	0-4	.000	0-0	—	0-1	.000	0	0	0	0	3-0	0	0	0	0	0.0	0	
<b>JAZZ</b>	<b>3</b>	<b>720</b>	<b>112-235</b>	<b>.477</b>	<b>28-70</b>	<b>.400</b>	<b>57-76</b>	<b>.750</b>	<b>26</b>	<b>101</b>	<b>127</b>	<b>62</b>	<b>55-0</b>	<b>14</b>	<b>39</b>	<b>17</b>	<b>309</b>	<b>103.0</b>	<b>112</b>	





# Washington Wizards



601 F Street NW  
Washington, DC 20004  
(202) 661-5000  
Fax: (202) 661-5113  
www.washingtonwizards.com

**2017-2018 vs. Suns:**

November 1 at Washington  
December 7 at Phoenix

**2016-2017 Finish:**

**49-33 (.598)**

First in Southeast Division

**Playoffs:**

Defeated Atlanta 4-2  
Lost to Boston 4-3

<b>Majority Owner</b>	.....	Ted Leonsis
<b>President</b>	.....	Ernie Grunfeld
<b>Sr. VP, Basketball Operations</b>	.....	Tommy Sheppard
<b>Head Coach</b>	.....	Scott Brooks
<b>Assistant Coaches</b>	.....	Tony Brown, Sidney Lowe, Chad Iske, Mike Terpstra, Maz Trakh, David Adkins
<b>Head Athletic Trainer</b>	.....	Corey Bennett
<b>Vice President of Communications</b>	.....	Scott Hall
<b>Director of Basketball Communications</b>	.....	Daren Jenkins
<b>Director of Media Relations</b>	.....	DeAndre Phillips
<b>Home Court</b>	Capital One Arena (20,356, built in 1997)	
<b>Team Colors</b>	Red, White, Blue	
<b>Radio</b>	WNEW (99.1 FM), WFED (1500 AM)	Dave Johnson, Glen Consor
<b>TV</b>	NBC Sports Washington (Cable)	Steve Buckhantz, Phil Chenier, Chris Miller

**2016-2017 Regular Season Stats – Suns vs. Wizards**

PLAYER	G-GS	MIN	FG-FGA	PCT	3FG-FGA	PCT	FT-FTA	PCT	OFF	DEF	TOT	AST	PF	QD	STL	TO	BLK	PTS	AVG	HI
Bledsoe	2-2	67	19-43	.442	7-18	.389	14-15	.933	2	10	12	11	5-0	1	10	2	59	29.5	30	
Booker	2-2	75	20-44	.455	10-16	.625	5-6	.833	2	4	6	8	6-0	0	8	0	55	27.5	30	
Warren	1-1	30	7-13	.538	1-2	.500	0-0	—	1	9	10	3	4-0	0	0	0	15	15.0	15	
Williams	2-0	41	7-12	.583	0-0	—	6-11	.545	5	13	18	0	11-1	0	3	1	20	10.0	15	
Len	2-2	53	6-9	.667	0-0	—	7-8	.875	5	16	21	3	7-0	2	5	7	19	9.5	11	
Barbosa	2-0	37	5-13	.385	3-8	.375	4-4	1.000	0	3	3	5	3-0	1	4	1	17	8.5	12	
Chris	2-2	42	6-13	.462	3-4	.750	1-2	.500	4	4	8	0	9-1	1	3	2	16	8.0	9	
Jones	1-0	22	3-3	1.000	0-0	—	0-0	—	0	2	2	0	4-0	0	0	2	6	6.0	6	
Utis	2-0	33	5-11	.455	0-1	.000	1-2	.500	0	2	2	6	1-0	1	1	0	11	5.5	7	
Knight	1-1	28	2-7	.286	0-2	.000	0-0	—	0	6	6	3	0-0	0	4	0	4	4.0	4	
Dudley	2-0	32	3-10	.300	0-3	.000	0-0	—	1	4	5	5	4-0	1	1	0	6	3.0	6	
Tucker	1-0	21	0-1	.000	0-0	—	0-0	—	2	6	8	1	2-0	1	1	0	0	0.0	0	
<b>SUNS</b>	<b>2</b>	<b>480</b>	<b>83-179</b>	<b>.464</b>	<b>24-54</b>	<b>.444</b>	<b>38-48</b>	<b>.792</b>	<b>22</b>	<b>79</b>	<b>101</b>	<b>45</b>	<b>56-2</b>	<b>8</b>	<b>40</b>	<b>15</b>	<b>228</b>	<b>114.0</b>	<b>127</b>	
PLAYER	G-GS	MIN	FG-FGA	PCT	3FG-FGA	PCT	FT-FTA	PCT	OFF	DEF	TOT	AST	PF	QD	STL	TO	BLK	PTS	AVG	HI
Beal	2-2	72	24-42	.571	7-15	.467	14-18	.778	2	5	7	1	3-0	2	3	0	69	34.5	42	
Wall	2-2	75	15-44	.341	1-8	.125	12-17	.706	3	5	8	29	4-0	7	5	5	43	21.5	25	
Bogdanovic (TOT)	2-1	60	7-15	.467	4-10	.400	18-19	.947	2	12	14	2	0-0	0	2	0	36	18.0	29	
Bogdanovic (WAS)	1-0	29	5-9	.556	3-6	.500	16-16	1.000	2	7	9	0	0-0	0	0	0	29	29.0	29	
Mahinmi	1-0	26	5-8	.625	0-0	—	5-8	.625	2	7	9	1	2-0	7	1	1	15	15.0	15	
Smith	2-0	30	7-10	.700	2-2	1.000	3-4	.750	1	6	7	1	6-0	1	3	0	19	9.5	17	
Thornton	1-0	21	3-9	.333	3-5	.600	0-0	—	0	0	0	0	1-0	0	1	0	9	9.0	9	
Gortat	2-2	57	8-17	.471	0-0	—	0-2	.000	4	12	16	2	9-0	0	2	2	16	8.0	10	
Morris	2-2	52	3-13	.231	0-2	.000	5-8	.625	4	3	7	2	6-0	3	3	0	11	5.5	6	
Porter	2-2	47	4-13	.308	0-4	.000	3-4	.750	4	12	16	2	2-0	3	1	0	11	5.5	9	
Oubre	2-0	32	2-7	.286	0-2	.000	3-6	.500	0	4	4	2	3-0	0	0	0	7	3.5	5	
Satoransky	2-0	24	1-2	.500	1-2	.500	3-4	.750	0	5	5	2	3-0	0	1	0	6	3.0	6	
Jennings (TOT)	3-0	45	2-12	.167	0-5	.000	3-3	1.000	0	1	1	6	1-0	1	4	0	7	2.3	3	
Jennings (WAS)	1-0	5	1-3	.333	0-0	—	0-0	—	0	0	0	1	0-0	0	1	0	2	2.0	2	
Burke	2-0	10	0-4	.000	0-0	—	0-0	—	1	0	1	1	1-0	0	1	0	0	0.0	0	
<b>WIZARDS</b>	<b>2</b>	<b>480</b>	<b>78-181</b>	<b>.431</b>	<b>17-46</b>	<b>.370</b>	<b>64-87</b>	<b>.736</b>	<b>23</b>	<b>66</b>	<b>89</b>	<b>44</b>	<b>40-0</b>	<b>23</b>	<b>23</b>	<b>8</b>	<b>237</b>	<b>118.5</b>	<b>13</b>	

## Series Scores & Summary

Date	Site	Final	W/L	Date	Site	Final	W/L	Date	Site	Final	W/L	Date	Site	Final	W/L
10/20/68	Phx	122-134	L	2/21/73	Bal	107-98	W	12/11/79	Was	123-99	W	2/15/92	Phx	124-98	W
11/29/68	Bal#	106-124	L	11/4/73	Cap#	99-102	L	2/15/80	Phx	116-104	W	12/15/92	Phx	125-115	W
12/21/68	Bal	117-131	L	12/7/73	Phx	114-92	W	1/28/81	Was	98-108	L	1/22/93	Was	122-115	W
1/1/69	Phx	107-118	L	1/27/74	Phx	127-107	W	2/8/81*	Phx	113-107	W	12/9/93	Phx	114-95	W
2/20/69	Bal	121-140	L	2/6/74	Cap	101-109	L	12/12/81	Phx	98-105	L	3/9/94	Was	142-106	W
3/10/69	Phx	121-140	L	11/27/74	Was	94-108	L	3/9/82	Was	103-95	W	12/6/94*	Was	127/07	W
3/19/69	Bal	118-133	L	1/8/75	Phx	95-102	L	11/24/82	Phx	93-106	L	12/19/94	Phx	113-102	W
11/21/69	Bal	116-126	L	2/4/75	Phx	90-89	W	1/29/83	Was	82-88	L	4/6/95*	Was	127-123	W
11/25/69	Phx	124-134	L	2/19/75	Was	97-120	L	1/15/84	Phx	110-101	W	2/4/96*	Was	123-115	W
12/10/69	Bal	137-107	W	12/5/75	Phx	87-92	L	3/16/84*	Was	110-109	W	12/20/95*	Phx	106-104	W
1/15/70	Phx	124-115	W	1/1/76	Phx	103-114	L	12/13/84	Phx	116-86	W	12/18/96	Phx	114-107	W
1/18/70	Phx	134-133	W	1/24/76	Phx	84-100	L	1/28/85*	Was	105-110	L	1/8/97*	Was	113-115	L
10/31/70	Bal	103-106	L	2/28/76	Was	89-92	L	1/8/86	Phx	109-97	W	1/4/98	Was	99-109	L
11/20/70	Bal	110-121	L	11/25/76	Phx	104-98	W	1/23/86	Was	112-114	L	3/27/98	Phx	89-85	W
1/16/71	Phx	117-100	W	1/1/77	Was	89-99	L	1/23/87	Was	90-109	L	12/9/99	Phx	99-85	W
2/9/71	Bal	120-115	W	2/10/77	Phx	103-109	L	2/18/87	Phx	110-124	L	2/24/00	Was	92-83	W
3/7/71	Phx	108-117	L	3/6/77	Was	110-118	L	2/27/88	Phx	106-116	L	1/27/01	Was	82-89	L
10/30/71	Bal	94-101	L	11/4/77	Was	96-113	L	3/9/88	Was	111-115	L	3/20/01	Phx	105-91	W
1/9/72	Coll. Park	103-109	L	1/22/78	Phx	114-101	W	12/6/88	Phx	130-92	W	1/26/02	Was	102-112	L
1/16/72	Phx	104-107	L	2/12/78	Phx	121-109	W	1/2/89	Was	125-122	W	2/15/02	Phx	96-97	L
2/10/72	Phx	131-98	W	2/24/78*	Was	120-121	L	11/18/89	Phx	118-107	W	1/27/03	Was	93-98	L
3/1/72	Phx	90-95	L	1/29/78	Was	98-101	L	3/7/90	Was	113-111	W	3/21/03	Phx	109-83	W
10/15/72	Phx	107-98	W	1/20/78	Phx	129-137	L	1/15/91	Phx	127-97	W	1/30/04	Was	100-105	L
11/17/72	Bal	106-117	L	1/5/79	Was	94-104	L	3/8/91	Was	117-91	W	3/29/04	Phx	101-95	W
1/14/73	Phx	85-94	L	2/15/79	Phx	119-108	W	1/25/92	Was	121-115	W	12/18/04	Phx	110-96	W

\*Overtime # Baltimore Bullets % Capital Bullets +postponed due to condensation on court, made up 4/6/95

## Suns Players Career Statistics vs. Wizards

PLAYER	G-GS	MIN	FG-FGA	PCT	3FG-FGA	PCT	FT-FTA	PCT	OFF	DEF	TOT	AST	PF-DQ	STL	TO	BLK	PTS	AVG	HI
Bledsoe	11-7	299	65-144	.451	13-37	.351	39-46	.848	14	39	53	52	22-0	13	35	7	182	16.5	30
Booker	4-3	125	30-72	.417	11-21	.524	6-8	.750	3	8	11	8	10-0	1	12	1	77	19.3	30
Chandler	36-26	964	103-196	.526	0-0	—	86-134	.642	122	210	332	34	96-3	19	49	37	292	8.1	25
Chriss	2-2	42	6-13	.462	3-4	.750	1-2	.500	4	8	0	9-1	1	3	2	16	8.0	9	
Daniels	2-0	27	2-9	.222	2-9	.222	0-0	—	0	2	2	1	5-0	1	1	0	6	3	6
Dudley	19-4	359	37-93	.398	11-35	.314	17-21	.810	13	31	44	29	27-0	12	14	2	102	5.4	16
Jones	1-0	22	3-3	1.000	0-0	—	0-0	—	0	2	2	0	4-0	0	0	2	6	6.0	6
Knight	14-14	458	72-183	.393	24-59	.407	37-50	.740	11	45	56	58	26-0	18	46	2	205	14.6	32
Len	8-6	150	18-35	.514	0-1	.000	13-18	.722	13	32	45	6	22-0	2	13	15	49	6.1	11
Millsap	1-0	11	0-3	.000	0-2	.000	0-0	—	0	0	0	3-0	3	0	0	0	0	0.0	0
Utis	2-0	33	5-11	.455	0-1	.000	1-2	.500	0	2	2	6	1-0	1	1	0	11	5.5	7
Warren	2-1	51	12-22	.545	2-3	.667	0-0	—	1	9	10	5	8-0	0	1	0	26	13.0	15
Williams	3-0	41	7-12	.583	0-0	—	6-11	.545	5	13	18	0	11-1	0	3	1	20	6.7	15

## Series Highlights & Top Performances

The Suns have won 38 of the last 55 meetings in the series, including 21 of the last 28 games at home... Dec. 22, 2006, **Gilbert Arenas** scored a Talking Stick Resort Arena-record 54 points and led the Wizards to a 144-139 overtime win to snap the Suns' then franchise-record 15-game win streak — the Suns had arrived home just hours before tip off after two snow bound days in Denver... In his final appearance in the Valley, **Michael Jordan** scored 14 points on March 21, 2003 in the Suns' 109-83 victory... Feb. 15, 2002, Jordan hit a jumper with :00.2 left to give Washington a 97-96 win in Phoenix... **Tom Chambers** scored a Suns series-high 44 points on March 7, 1990... Nov. 29, 1968 in Baltimore, Bullet **Wes Unseld** grabbed a series-high 26 rebounds... February 8, 1981 in Phoenix, Bullet **Kevin Porter** dished a series-high 17 assists... Dec. 9, 1993 in Phoenix, **Kevin Johnson** picked a series-best 10 steals... **Manute Bol**, standing 7-7, blocked a series-high 10 shots Jan. 8, 1986.

## By The Numbers:

### Suns vs. Washington 2016-2017: 0-2

11/21/16 at Washington: Wizards 106, Suns 101

3/7/17 at Phoenix: Wizards 131, Suns 127

### All-Time Series Results:

Suns vs. Wizards at Phoenix: 38-24

Suns vs. Wizards on road: 23-38

Suns vs. Wizards overall: 61-62

Suns largest margin of victory: 38 (130-92, 12/6/88)

Suns high point total: 142 (3/9/94)

Suns low point total: 79 (3/20/13)

Wizards largest margin of victory: 23 (120-97, 2/19/75)

Wizards high point total: 144 (12/22/06\*)

Wizards low point total: 83 (2/24/00; 3/21/03)

	HOME	AWAY
Suns last win:	1/28/15 (106-98)	12/21/14 (104-92)
Suns last loss:	3/7/17 (131-127)	11/21/16 (106-101)

Streaks: Lost two Lost two

# Community Outreach

## NBA Cares

Community outreach is integral to the Phoenix Suns overall mission. As an organization, the Suns strive to provide the finest in sports, entertainment and community leadership. Looking back at the 2016-17 NBA Season, we take great pride in our accomplishments. Some highlights from our past season include:

- \$1,000,000+ in Phoenix Suns Charities Grants given
- \$350,000+ in donation items
- \$60,000 in Phoenix Suns Charities scholarships
- \$100,000+ worth of Suns tickets donated by our players
- 18,000 youth staying fit with Jr. Suns/ Jr. Mercury basketball program
- 1,500+ donations to Arizona charities
- 356 alumni appearances
- 220 Suns player appearances
- 2,500 holiday cards sent to overseas troops

## EDUCATION

### Suns Central

Our most ambitious project is our SunsCentral program at Central High School. In 2012, the Suns organization adopted Phoenix's Central High School with a mission to create an environment that would allow these students to succeed. Just over three years later, we are well on our way to accomplishing that goal as graduation success rates have increased from 69.9% in 2012-13 to 90% during the 2014-15 school year. Phoenix Suns Charities is privileged to be one of the many ways the Phoenix Suns have put our promise to serve our community into action.

### APS Project Rebound

The Phoenix Suns recognize the importance of physical fitness for youth and strive to provide them with the right equipment to play. The Suns and APS have teamed up to build and improve basketball courts all over the state of Arizona. A dedication ceremony features player and alumni clinics for kids who will use the courts. Over the years, the Suns and APS have renovated 13 courts statewide.

### Symbol of Freedom

Every season, the Phoenix Suns and Southwest Airlines team up to bring a group of seventh-grade students on a flyaway of a lifetime. Through the "Symbol of Freedom" Art & Essay Contest, Valley students must depict what a symbol of freedom means to them through artwork and an original essay. Ten students are selected to attend an all-expense paid flyaway to a destination that symbolizes our nation's freedom and see a Suns' road game.



## We Love It Here

The "We Love It Here" reading and learning center improvement grant contest is a partnership between Southwest Airlines and the Phoenix Suns. This program provides a \$5,000 grant to revamp an educational learning center in Phoenix. In the 2016-17 season, Eastlake Park Community Center in Metro Phoenix was the recipient of the award and received a brand new reading and learning center equipped with new books, furniture, television, computers and projector.

## COMMITMENT TO COMMUNITY

### Jr. Suns/Jr. Mercury Youth Basketball Leagues

Jr. Suns/Jr. Mercury Youth Basketball Leagues provide kids with the opportunity to learn what it takes to win both on and off the court. Kids of all skill levels can participate in leagues that run throughout the year and even have a chance to scrimmage in front of the home crowd at Talking Stick Resort Arena. Special visits by Suns and Mercury players, coaches and alumni provide added motivation, showing kids that a winning attitude goes a long way. Jr. Suns/Jr. Mercury provides boys and girls ages 6-17 a chance to learn important life lessons, the value of a good education, good sportsmanship and the importance of giving back to the community. The league partners with YMCAs, Boys and Girls Clubs and various city parks and recreation departments throughout the state of Arizona.

### Mobile Mini Community Assist Award

Each month the Phoenix Suns recognize a community advocate in the Valley, a Jr. Suns or Jr. Mercury participant and a Phoenix Suns player for their commitment to enriching the lives of others. The Phoenix Suns are striving to make a difference in the community and are proud to celebrate individuals for their similar efforts.



### Community Appearances

Meeting a Phoenix Suns player can be a significant experience in the life of a child. Suns players, coaches and alumni make appearances year-round, allowing the Suns to support hundreds of community organizations in a unique way. Appearances at schools, hospitals, stores, basketball camps and community events help many other organizations raise funds and build community awareness for their cause.

The ever-entertaining Suns mascot, The Gorilla, makes friends throughout the state with charities, schools, hospitals and local businesses. Many times The Gorilla is joined by the Phoenix Suns entertainment team, including Suns Dancers, Suns Solar Squad, Sol Patrol and our interactive Suns vehicle.

### Donations

Through the combined efforts of the Phoenix Suns and Phoenix Suns Charities, funding, and autographed items are provided to hundreds of location non-profit organizations and schools that assist the needs of children and their families in Arizona.

Our support for non-profits and schools extend beyond monetary contributions. Our Phoenix Suns players generously purchase blocks of tickets to many home games providing children a chance to experience a live Suns home game for the very first time. Through our Charity Challenge program, local nonprofits are awarded tickets throughout the year and are entered for a chance to win a \$25,000 grant from Phoenix Suns Charities.

### Volunteer Efforts

Since our inception in 1968, the Phoenix Suns is an organization deeply rooted in excelling both on and off the court. As a professional sports franchise, we recognize it is our responsibility to be a leader in serving Arizona's communities. As a community leader, the Suns continue to be a major contributor to the Boys and Girls Club, Special Olympics, Playworks Arizona and Helping Hands for Single Moms, along with various other non-profits. Additionally, our employees serve on numerous community boards and committees as well as participate in an organization-wide Phoenix Suns Month of Service brought to you by Hedley Orthopaedic Institute to volunteer over 500 hours in the community to tip-off each season.

Questions or comments regarding Phoenix Suns Charities should be directed to Sarah Krahenbuhl, executive director, at [skrahenbuhl@suns.com](mailto:skrahenbuhl@suns.com).

# NBA Community Outreach

## About NBA Cares

NBA Cares is the league's global social responsibility program that builds on the NBA's mission of addressing important social issues. NBA Cares programs and participants have provided more than 4.1 million hours of hands-on service and created more than 1,115 places where kids and families can live, learn or play in communities around the world. The NBA also engages more than 18 million youth annually, inspiring play and teaching the values of the game. NBA Cares works with internationally recognized youth-serving programs that support education, youth and family development, and health-related causes, including: Thurgood Marshall College Fund, Special Olympics, YMCA of the USA, Boys & Girls Clubs of America, UNICEF, the Make-A-Wish Foundation, Share Our Strength and GLSEN.

## 2017-18 NBA Officiating Staff

3 Buchert, Nick	22 Spooner, Bill	41 Mauer, Ken	66 Workman, Haywoode
4 Wright, Sean	23 Phillips, Jason	42 Lewis, Eric	68 Goble, Jacyn
5 Fitzgerald, Kane	24 Callahan, Mike	44 Nansel, Brett	71 Mott, Rodney
6 Brown, Tony	25 Brothers, Tony	45 Forte, Brian	72 Orr, J.T.
7 Holtkamp, Lauren	26 Fraher, Pat	46 Taylor, Ben	73 Maddox, Tre
8 Davis, Marc	27 Ervin, Mitchell	47 Adams, Bennie	74 Blair, Curtis
9 Stafford, Derrick	28 Scott, Kevin	48 Foster, Scott	77 Lane, Karl
10 Garretson, Ron	29 Lindsay, Mark	49 Washington, Tom	Non-Staff Officials:
11 Collins, Derrick	30 Goble, John	50 Petraitis, Gediminas	43 Myers, Matt
12 Washington, CJ	31 Wall, Scott	51 Smith, Aaron	53 Richardson, Randy
13 McCutchen, Monty	32 Kogut, Marat	52 Twardoski, Scott	54 Acosta, Ray
14 Malloy, Ed	33 Corbin, Sean	55 Kennedy, Bill	62 DeRosa, JB
15 Zarba, Zach	34 Cutler, Kevin	56 Ayotte, Mark	67 Adair, Brandon
16 Guthrie, David	35 Goldenberg, Jason	58 Tiven, Josh	70 Ransom, Phenizee
17 Sterling, Jonathan	36 Barnaky, Brent	59 Zielinski, Gary	76 Voyard-Tadal, Vladimir
18 Boland, Matt	37 Dalen, Eric	60 Williams, James	
19 Capers, James	38 Smith, Michael	61 Kirkland, Courtney	
20 Richardson, Leroy	39 Ford, Tyler	63 Richardson, Derek	
21 Taylor, Dedic	40 Wood, Leon	64 Van Duyne, Justin	

# Talking Stick Resort Arena

From its planning inception in 1988 and eventual opening in June of 1992, Talking Stick Resort Arena (formerly US Airways Center, as of October 2015) was the benchmark for other cities and other sports facilities.

Its design boasted innovations that had not been seen in arenas of its day including multi-story suite levels, attached premium parking facilities, and integrated team practice facility. Both public and private critics saw Talking Stick Resort Arena as a catalytic project capable of stimulating urban growth.

In its first full year of operation, the originally named America West Arena received every award a new venue of its kind was afforded, including Best New Concert Venue by Performance Magazine and Best NBA Facility by acclaim of those who know best, the players themselves.

Through the course of the '90s, new facilities around the country followed the example of Talking Stick Resort Arena and new projects sprung up in nearly all the major western state metropolitan areas: Denver, Portland, Seattle, Salt Lake City and in 1999, Los Angeles and Dallas with dramatic new STAPLES Center and American Airlines Center. Technology changed, entertainment options proliferated and the city's emerging new downtown continued to evolve in positive ways.

The Talking Stick Resort Arena completed a major \$70 million expansion and improvement project in 2004. Gone is the block exterior, replaced with soaring glass walls. The outdoor ticket office is now enclosed inside the new 14,000 square foot Casino Arizona Pavilion, serving as a grand entrance highlighted by a 12 x 20 foot video wall. On the east side, the Coors Light Cold Zone is a flexible outdoor entertainment venue covered by a football field-length canopy featuring state-of-the-art sound and video projection systems, as well as the stylish Coors Light Cold Zone bar area and facilities that double as television studio facilities for Suns telecasts and a performance stage for music events.

Other improvements include new technology installed in the bowl including a 900-foot LED ribbon, a center-hung scoreboard with HDTV screens, a new sound system, a new Courtside Club and the Suns Gorilla Greenhouse, a 7,000 square foot family friendly active home to the Phoenix Suns Gorilla. At street level the Talking Stick Resort Arena now features a Carl's Jr., an expanded Team Shop and the Blue Moon Club.

**Management:** Sports and Entertainment Services

**Parking:** 900-space attached garage;  
1,500-space garage next door

**Suites:** 87 luxury suites and six party suites on two mid-level concourses

**Accessible Seating:** Available on all levels

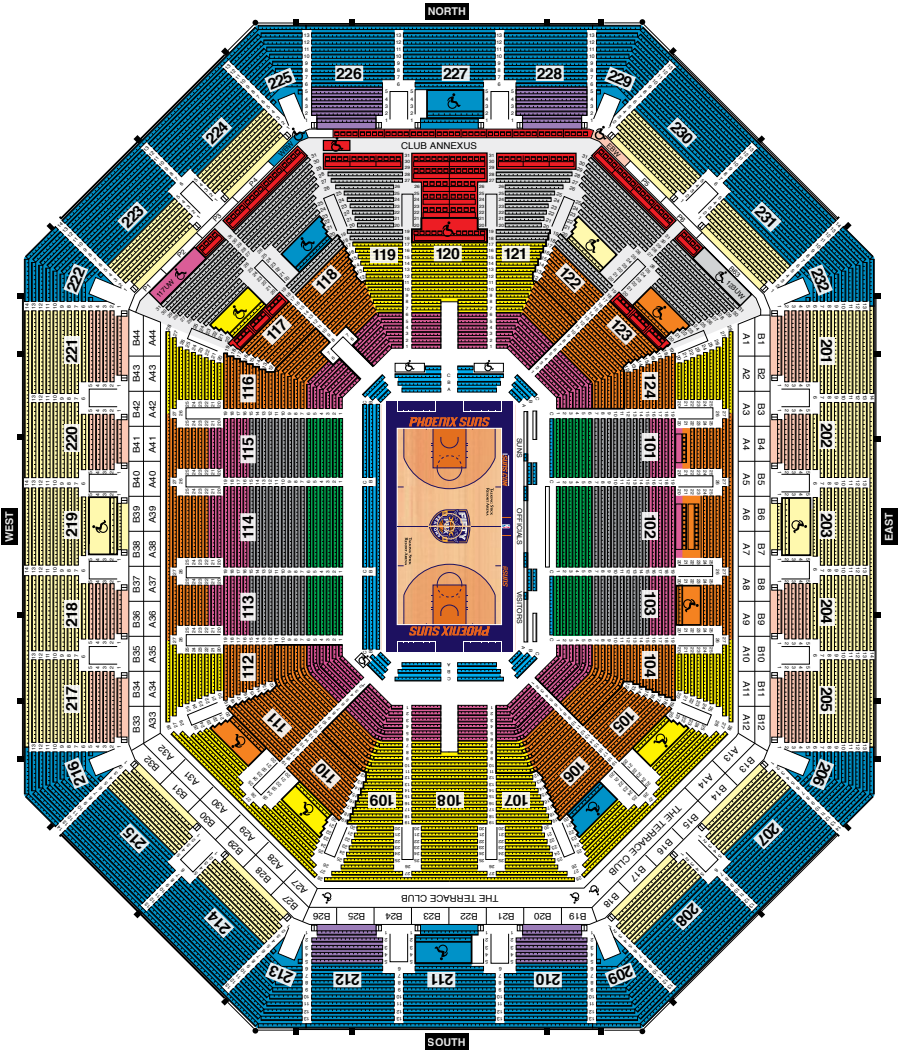
**Media Entrance:** NE (located on Jefferson St.)







# TALKING STICK RESORT ARENA



Seating: 18,055 for basketball



HOME OF THE PHOENIX SUNS



**ARIZONA**™

