



**MEMPHIS GRIZZLIES**

**2019/20 MEDIA GUIDE**



## PLAY HARD. *Bank Easy.*

At Pinnacle, we're as dedicated to the Grizzlies as you are. We're also dedicated to making banking as easy as it can be. With convenient mobile features from Grizzlies Banking you can:

- Track spending
- Deposit checks from your phone
- Pay bills online

Plus you can visit any of our convenient locations, talk to a live person when you call and get cool perks like access to VIP events, special pre-sale ticket opportunities to FedExForum events and a free Grizzlies Debit Mastercard!



GrizzliesBanking.com | Visit your local Pinnacle office

Call us toll-free at 1-877-217-3599



Member  
**FDIC**

# TABLE OF CONTENTS



<b>TABLE OF CONTENTS</b> .....	<b>1</b>
Ticket Information.....	2
<b>PLAYERS</b> .....	<b>3</b>
Grayson Allen.....	4
Kyle Anderson.....	6
Dillon Brooks.....	9
Bruno Caboclo.....	11
Brandon Clarke.....	13
Jae Crowder.....	15
Marko Guduric.....	18
Solomon Hill.....	20
Andre Iguodala.....	22
Jaren Jackson Jr.....	28
Josh Jackson.....	30
Tyus Jones.....	32
John Konchar.....	35
De'Anthony Melton.....	37
Ja Morant.....	39
Miles Plumlee.....	41
Ivan Rabb.....	44
Jonas Valanciunas.....	46
Yuta Watanabe.....	51
Matt Mooney.....	53
TV Roster.....	54
How the Grizzlies Were Built.....	55
Roster.....	56
<b>EXECUTIVE</b> .....	<b>57</b>
Robert Pera.....	58
<b>BASKETBALL OPERATIONS</b> .....	<b>59</b>
Zachary Z. Kleiman.....	60
Tayshaun Prince, Rich Cho.....	61
Chantal Hassard, Chris Makris.....	62
Glen Grunwald, Chris Wallace.....	63
Taylor Jenkins.....	64
Niele Ivey, Brad Jones.....	65
David McClure, James "Scoonie" Penn.....	66
Vitaly Potapenko, Neven Spahija.....	67
Oer Ectter, Christopher Chase, Michael Roncarati.....	68
Elliott Perry, Jason March, Daniel Marcus.....	69
Basketball Operations Staff.....	70
<b>BUSINESS OPERATIONS</b> .....	<b>71</b>
Jason Wexler, Nicholas Frasco.....	72
Nancy Alyea, Rolanda Gregory, Dwight Johnson.....	73
Arnetria Knowles, Anthony Macri, Dennis O'Connor.....	74
Abuseri Ohwofasa, John Pugliese, Garth Webster.....	75
Grizz, Grizz Girls.....	76
Grizz Gaming.....	77
25th Season of the Franchise.....	78
<b>MEDIA</b> .....	<b>79</b>
Media Guidelines.....	80
Communications Staff.....	81
Broadcasters, Grind City Media.....	83
Grizzlies.com.....	88
Media Directory.....	89
Don Poier Media Center.....	90

<b>COMMUNITY</b> .....	<b>91</b>
Memphis Grizzlies Community Engagement.....	92
Memphis Grizzlies Foundation.....	93
NBA Cares.....	94
<b>HISTORY</b> .....	<b>95</b>
Team History Statistics.....	96
Individual History Statistics.....	114
All-Time Roster.....	124
Transactions.....	165
<b>PLAYOFFS</b> .....	<b>179</b>
Playoff Statistics.....	180
<b>SEASON REVIEW</b> .....	<b>201</b>
2018-19 Review.....	202
Previous Seasons.....	204
<b>OPPONENTS</b> .....	<b>251</b>
Opponent Directories.....	252
Series Records.....	310
<b>NBA</b> .....	<b>311</b>
Key Dates and Standings.....	312
2019 Playoffs and 2018-19 Statistical Leaders.....	313
2018-19 NBA Statistics.....	314
Attendance and 2019 Draft.....	315
NBA Offices and Officials Roster.....	316
NBA G League Offices.....	317
2018-19 NBA G League Standings and Memphis Hustle Info.....	318
All-Time NBA Award Winners.....	319
<b>FEDEXFORUM</b> .....	<b>323</b>
FedExForum Information.....	324
<b>AT A GLANCE</b> .....	<b>327</b>
<b>MEDIA GUIDE CREDITS</b>	
<b>MANAGING EDITOR</b> .....	Ross Wooden
<b>ASSOCIATE EDITORS</b> .....	Laura Ehret, Jason Wallace, Maggie Yang, Geoff Langham, Corey Moore
<b>GRAPHIC AND PRODUCTION</b> .....	David Thompson, Alexa Lesinski, Courtney Pennington, Russell Schaffer
<b>PHOTOGRAPHY</b> .....	Joe Murphy, NBAE, Getty Images, NBA Photos
<b>PRINTING</b> .....	Mercury Printing

## Special Thanks to Chris Thorn, the Elias Sports Bureau and basketball-reference.com

All NBA and team insignia depicted in this publication are the property of NBA Properties, Inc. and the respective teams of the NBA and may not be reproduced for commercial purposes without the prior written consent of NBA Properties, Inc.

The information contained in this publication was compiled by the Memphis Grizzlies and is provided as a courtesy to our fans and the press and may be used only for personal or editorial purposes. Any commercial use of this information is prohibited without the prior written consent of the Memphis Grizzlies.





# PLAYERS

PLAYERS





# GRAYSON ALLEN

# 3

HEIGHT 6'5" WEIGHT 198

POSITION GUARD

PRIOR TO NBA DUKE

NBA SEASONS 2

## NBA Regular Season Statistics

Season	TM	G	GS	MP	FG	FGA	FG%	3P	3PA	3P%	FT	FTA	FT%	ORB	DRB	TRB	AST	STL	BLK	TOV	PF	PTS	RPG	APG	PPG
2018-19	UTA	38	2	416	67	178	.376	32	99	.323	45	60	.750	3	20	23	25	6	6	33	47	211	0.6	0.7	5.6
CAREER		38	2	416	67	178	.376	32	99	.323	45	60	.750	3	20	23	25	6	6	33	47	211	0.6	0.7	5.6

## NBA G League Statistics

Season	TM	G	GS	MP	FG	FGA	FG%	3P	3PA	3P%	FT	FTA	FT%	ORB	DRB	TRB	AST	STL	BLK	TOV	PF	PTS	RPG	APG	PPG
2018-19	SLS	12	12	368	63	136	.463	34	84	.405	36	49	.735	3	29	32	28	12	4	20	24	196	2.7	2.3	16.3
CAREER		12	12	368	63	136	.463	34	84	.405	36	49	.735	3	29	32	28	12	4	20	24	196	2.7	2.3	16.3

## PRO CAREER

**NBA Regular Season:** Appeared in 38 games (two starts) during his rookie season with the Utah Jazz... Has averaged 5.6 points in 14.8 minutes while shooting 37.6 percent from the field, 32.3 percent from three-point range and 75.0 percent from the free throw line... Has officially missed nine games due to injury, 22 games as a DNP (Coach's Decision) and 13 games while on assignment to the NBA G League... Has scored in double figures five times, including two games with at least 20 points and one game with at least 40 points.

**NBA Playoffs:** Has competed in two postseason games as a reserve and has averaged 4.5 points in 7.0 minutes for the Utah Jazz... DNP (Coach's Decision) three times.

**NBA G League:** Has started all of his 12 games in one NBA G League season and has averaged 16.3 points, 2.7 rebounds, 2.3 assists and 1.00 steals in 30.7 minutes while shooting 46.3 percent from the field, 40.5 percent from three-point range and 73.5 percent from the free throw line with the Salt Lake City Stars... Has scored in double figures 11 times, including four games with at least 20 points... Has appeared in one postseason game, totaling 37 points, six rebounds and five assists in 38 minutes.

**NBA Transactions:** Selected by the Utah Jazz in the first round (21st overall) of the 2018 NBA Draft on June 21, 2018... Signed a multi-year contract with the Utah Jazz on July 2, 2018... Traded by the Utah Jazz with Jae Crowder, Kyle Korver, the draft rights to Darius Bazley (23rd overall in 2019) and a protected future first round draft pick to the Memphis Grizzlies for Mike Conley on July 6, 2019.

**2018-19 (Utah):** Appeared in 38 games (two starts) and averaged 5.6 points in 10.9 minutes while shooting 37.6 percent from the field, 32.3 percent from three-point range and 75.0 percent from the free throw line in his rookie season... Missed a total of 44 games... Sideline nine games (Dec. 25-Jan. 11) with a right ankle sprain... DNP (Coach's Decision) 22 times... Away from the team 13 games while on assignment to the NBA G League's Salt Lake City Stars... Scored in double figures five times, including two games with at least 20 points and one 40-point effort... Led the Jazz in scoring twice... Scored a career-high 40 points (11-30 FG, 5-13 3P, 13-14 FT) in 41 minutes in the regular season finale on April 10 at LA Clippers, which was the second-highest single-game scoring output by a 2018-19 rookie (Trae Young, 49 points on March 1)... Also set a career high with seven rebounds and tied a personal best with four assists in the regular season finale... Made his NBA debut with seven points in 11 minutes on Oct. 22 vs. Memphis... **NBA Playoffs:** Appeared in two games as a reserve during the First Round of the Western Conference Playoffs against the Houston Rockets and averaged 4.5 points in 7.0 minutes... DNP (Coach's Decision) three times... **NBA G League (Salt Lake City):** Started all 12 of his appearances with the Salt Lake City Stars and averaged 16.3 points, 2.7 rebounds, 2.3 assists and 1.00 steals in 30.7 minutes while shooting 46.3 percent from the field, 40.5 percent from three-point range and 73.5 percent from the free throw line... Scored in double figures 11 times, including four games with at least 20 points... **NBA G League Playoffs:** Scored 37 points (11-15 FG, 6-8 3P, 9-12 FT) in 38 minutes in the Stars' postseason loss to the Oklahoma City Blue on March 26.



## COLLEGE CAREER

Played four seasons at Duke University (2014-18)... Appeared in 142 games (97 starts) for the Blue Devils and averaged 14.2 points, 3.2 rebounds, 3.1 assists and 1.04 steals in 28.1 minutes while shooting 43.0 percent from the field, 38.0 percent from three-point range and 83.4 percent from the free throw line... Named All-ACC Third Team and AP All-American Honorable Mention as a senior... Selected to the All-ACC First Team, AP All-American Third Team, NABC All-American Third Team and Sporting News All-American Second Team after averaging 21.6 points, 4.6 rebounds, 3.5 assists and 1.31 steals in 36.6 minutes as a sophomore... Named to the 2015 NCAA Tournament Final Four All-Tournament Team as a freshman after helping Duke capture its fifth national championship.

## PERSONAL

Born Oct. 8, 1995 in Jacksonville, Florida... Son of William and Sherry Allen... One of only three Duke Blue Devils to receive All-ACC Academic honors in all four years, joining Quin Snyder and Amile Jefferson... Graduated cum laude from Providence School, where he led the school to a 90-10 record with one state title and two state semifinal appearances... Guided Providence to a 35-1 record and the Florida 3A state championship as a junior with averages of 19.6 points, 4.8 rebounds and 4.1 assists... Scored 31 points in the state title game... Named a 2014 McDonald's All-American and won the slam dunk contest at the Powerade Jam Fest... Selected for the 2014 Jordan Brand Classic... Named a First Coast All-Star Scholar-Athlete in 2014.

INTRO

PLAYERS

EXECUTIVE

BASKETBALL OPS

BUSINESS OPS

MEDIA

COMMUNITY

HISTORY

PLAYOFFS

REVIEW

OPPONENTS

NBA

## CAREER REGULAR SEASON GAME HIGHS

MIN	41	4/10/19, UTA AT LAC	FT	13	4/10/19, UTA AT LAC	AST	4	4/10/19, UTA AT LAC (2X)
FG	11	4/10/19, UTA AT LAC	FTA	14	4/10/19, UTA AT LAC	STL	2	1/30/19, UTA AT POR
FGA	30	4/10/19, UTA AT LAC	OREB	2	4/10/19, UTA AT LAC	TOV	6	4/5/19, UTA VS SAC
3P	5	4/10/19, UTA AT LAC	DREB	5	4/10/19, UTA AT LAC	BLK	1	4/10/19, UTA AT LAC (6X)
3PA	13	4/10/19, UTA AT LAC	REB	7	4/10/19, UTA AT LAC	PTS	40	4/10/19, UTA AT LAC



# KYLE ANDERSON

1

HEIGHT 6'9" WEIGHT 230

POSITION FORWARD

PRIOR TO NBA UCLA

NBA SEASONS 5

## NBA Regular Season Statistics

Season	TM	G	GS	MP	FG	FGA	FG%	3P	3PA	3P%	FT	FTA	FT%	ORB	DRB	TRB	AST	STL	BLK	TOV	PF	PTS	RPG	APG	PPG
2014-15	SAS	33	8	358	31	89	.348	3	11	.273	31	37	.838	9	14	.643	28	15	7	10	28	74	2.2	0.8	2.2
2015-16	SAS	78	11	1245	138	295	.468	12	37	.324	62	83	.747	25	219	44	123	60	29	59	97	350	3.1	1.6	4.5
2016-17	SAS	72	14	1020	93	209	.445	15	40	.375	45	57	.789	33	175	208	91	51	26	39	63	246	2.9	1.3	3.4
2017-18	SAS	74	67	1978	231	438	.527	19	57	.333	104	146	.712	84	312	396	202	115	60	94	114	585	5.4	2.7	7.9
2018-19	MEM	43	40	1281	150	276	.543	9	34	.265	37	64	.578	48	203	251	128	54	37	58	112	346	5.8	3.0	8.0
CAREER		300	140	5882	643	1307	.492	58	179	.324	257	364	.706	195	976	1171	572	295	159	260	414	1601	3.9	1.9	5.3

## NBA Playoff Statistics

Season	TM	G	GS	MP	FG	FGA	FG%	3P	3PA	3P%	FT	FTA	FT%	ORB	DRB	TRB	AST	STL	BLK	TOV	PF	PTS	RPG	APG	PPG
2015-16	SAS	10	0	129	8	25	.320	1	3	.333	6	7	.857	2	22	24	7	6	3	4	11	23	2.4	0.7	2.3
2016-17	SAS	15	1	195	36	64	.563	3	10	.300	8	11	.727	12	34	46	25	10	2	7	8	83	3.1	1.7	5.5
2017-18	SAS	5	1	73	12	20	.600	0	4	.000	3	4	.750	5	8	13	3	6	1	3	10	27	2.6	0.6	5.4
CAREER		30	2	397	56	109	.514	4	17	.235	17	22	.773	19	64	83	35	22	6	14	29	133	2.8	1.2	4.4

## NBA G League Statistics

Season	TM	G	GS	MP	FG	FGA	FG%	3P	3PA	3P%	FT	FTA	FT%	ORB	DRB	TRB	AST	STL	BLK	TOV	PF	PTS	RPG	APG	PPG
2014-15	AUS	26	26	1042	213	476	.447	17	48	.354	112	142	.789	40	185	225	125	51	38	86	63	555	8.7	4.8	21.3
CAREER		26	26	1042	213	476	.447	17	48	.354	112	142	.789	40	185	225	125	51	38	86	63	555	8.7	4.8	21.3

## PRO CAREER

**NBA Regular Season:** Five-year NBA veteran has appeared in 300 regular season games (140 starts) for the San Antonio Spurs and Memphis Grizzlies... Has averaged 5.3 points, 3.9 rebounds and 1.9 assists in 19.6 minutes while shooting 49.2 percent from the field, 32.4 percent from three-point range and 70.6 percent from the free throw line for the San Antonio Spurs... Has officially missed 50 games due to injury or illness, 25 games as a DNP (Coach's Decision), seven games as a healthy scratch on the team's inactive list and 29 games while on assignment to the NBA G League... Has scored in double figures 56 times, including two 20-point performances... His longest streak of consecutive games scoring in double figures is six (Nov. 17-29, 2017)... Has grabbed double-digit rebounds 16 times... Has recorded double-digit assists twice... Has posted nine double-doubles, including one triple-double.

**NBA Playoffs:** Seen action in 30 postseason games (two starts) and has averaged 4.4 points, 2.8 rebounds and 1.2 assists in 13.2 minutes while shooting 52.3 percent from the field, 23.5 percent from three-point range and 77.3 percent from the free throw line with the San Antonio Spurs... Has officially missed one game as a DNP (Coach's Decision) and seven games as a healthy scratch on the team's inactive list... Has scored in double figures four times, including one 20-point effort.

**NBA G League:** Started all of his 26 NBA G League games and has averaged 21.4 points, 8.7 rebounds, 4.8 assists, 1.96 steals and 1.46 blocks in 40.1 minutes while shooting 44.7 percent from the field, 35.4 percent from three-point range and 78.9 percent from the free throw line during the 2014-15 season for the Austin Spurs... Named NBA G League Player of the Month for February 2015 after averaging 22.8 points, 8.8 rebounds and 4.7 assists... Has scored in double figures in all 26 games, including 14 games with at least 20 points and one game with at least 30 points... Has grabbed double-digit rebounds 10 times... Has dished out double-digit assists once... Has posted 11 double-doubles.

**NBA Transactions:** Selected by the San Antonio Spurs in the first round (30th overall) of the 2014 NBA Draft on June 26, 2014... Signed a multi-year contract with the San Antonio Spurs on July 10, 2014... Signed a multi-year offer sheet with the Memphis Grizzlies as a restricted free agent on July 6, 2018... Signed a multi-year contract with the Memphis Grizzlies on July 8, 2018.





**Honors: 2014-15:** Named Most Valuable Player of NBA Summer League 2015 in Las Vegas after averaging 21.0 points, 6.0 rebounds, 1.9 assists and 1.10 steals in 27.3 minutes over seven games and guiding the Spurs to the 2015 Las Vegas Summer League Championship... Selected 2015 Las Vegas Summer League All-Tournament First Team... Named NBA G League Player of the Month (February 2015).

**2018-19 (Memphis):** Appeared in 43 games (40 starts) in his fifth NBA season and averaged 8.0 points, 5.8 rebounds, 3.0 assists and 1.26 steals in 29.8 minutes while shooting 54.3 percent from the field, 26.5 percent from three-point range and 57.8 percent from the free throw line... Missed 39 games due to injury, including nine games (Dec. 15, Jan. 14-26) with a left ankle sprain and the final 30 games of the season (Feb. 1-April 10) with right shoulder soreness... Scored in double figures 14 times, including one game with at least 20 points... Grabbed double-digit rebounds six times... Posted two double-doubles, including one triple-double... Played his 300th career game on Jan. 30 at Minnesota... Registered his first career triple-double with 11 points, 11 rebounds and a career-high tying 10 assists on Jan. 4 vs. Brooklyn... Averaged 10.1 points on 63.5 percent shooting in the month of December, setting single-month career highs for both categories... Scored a career-high tying 20 points (9-13 FG, 2-4 3P) in a career-high tying 39 minutes on Dec. 31 at Houston... Totaled 19 points, 11 rebounds, four assists, three steals and three blocks on Dec. 7 at New Orleans... Posted nine points, nine rebounds and two blocks in a win on Nov. 21 at San Antonio in his first game against his former team... Logged a career-high 39 minutes on Nov. 14 at Milwaukee... Pulled down a career-high 13 rebounds in consecutive games on Nov. 10 vs. Philadelphia and Nov. 12 vs. Utah... Totaled five points, two rebounds and an assist in 19 minutes in his Grizzlies debut on Oct. 17 at Indiana.

**2017-18 (San Antonio):** Appeared in 74 games (67 starts) and averaged 7.9 points, 5.4 rebounds, 2.7 assists and 1.55 steals in 26.7 minutes while shooting 52.7 percent from the field, 33.3 percent from three-point range and 71.2 percent from the free throw line... Missed eight games (Dec. 4-18) with a left MCL sprain... Ranked sixth among qualifying NBA players in defensive rating (101.2) and 13th in steals per game... Scored in double figures 26 times, including one 20-point performance... Grabbed double-digit rebounds seven times... Recorded double-digit assists once... Posted six double-doubles, including five point-rebound double-doubles and one point-assist double-double... Led the Spurs in scoring twice, in rebounds four times, in assists 11 times and in steals 23 times (all including ties)... Registered his first career point-assist double-double with 13 points and a career-high 10 assists on Nov. 20 vs. Atlanta... Double-doubled with 10 points and a career-best 12 rebounds on Jan. 23 vs. Cleveland... Scored a career-high 20 points on Feb. 10 at Golden State... Tied a career high with five steals on March 8 at Golden State... Posted a career-high four blocks on April 3 at LA Clippers... **NBA Playoffs:** Appeared in all five postseason games (one start) and averaged 5.4 points, 2.6 rebounds and 1.20 steals in 14.7 minutes while shooting 60.0 percent from the field and 75.0 percent from the free throw line during San Antonio's first round series against the Golden State Warriors... Scored in double figures twice.

**2016-17 (San Antonio):** Competed in 72 games (14 starts) and averaged 3.4 points, 2.9 rebounds and 1.3 assists in 14.2 minutes while shooting 44.5 percent from the field, 37.5 percent from three-point range and 78.9 percent from the free throw line... Missed a total of 10 games... Sidelined one game (March 9) with a right knee sprain... DNP (Coach's Decision) nine times... Scored in double figures four times... Hauled in double-digit rebounds once... Led San Antonio in steals 11 times (including ties)... Scored a season-high 14 points on Jan. 23 at Brooklyn... Hauled in a season-high 10 rebounds on April 7 at Dallas... **NBA Playoffs:** Saw action in 15 postseason games (one start) and averaged 5.5 points, 3.1 rebounds and 1.7 assists in 13.0 minutes while shooting 58.1 percent from the field, 30.0 percent from three-point range and 72.7 percent from the free throw line during San Antonio's run to the Western Conference Finals... DNP (Coach's Decision) once... Scored in double figures twice, including one 20-point effort... Came off the bench five times during the Spurs' six-game first round series against the Memphis Grizzlies and averaged 4.2 points and 1.4 rebounds in 10.2 minutes... Appeared in all six games as a reserve during San Antonio's Western Conference Semifinals series against the Houston Rockets and averaged 4.0 points, 2.3 rebounds and 1.5 assists in 10.3 minutes... Competed in all four games (one start) during the Western Conference Finals against the Golden State Warriors and averaged 9.5 points, 6.3 rebounds, 3.3 assists and 1.75 steals in 20.5 minutes... Scored a postseason career-high 20 points in Game 4 of the Western Conference Finals on May 22 vs. Golden State.

**2015-16 (San Antonio):** Appeared in 78 games (11 starts) and averaged 4.5 points, 3.1 rebounds and 1.6 assists in 16.0 minutes while shooting 46.8 percent from the field, 32.4 percent from three-point range and 74.7 percent from the free throw line... Missed a total of four games... Sat out one game (Feb. 9) due to illness... DNP (Coach's Decision) three times... Scored in double figures 10 times... Grabbed double-digit rebounds twice and posted one double-double... Led the team in steals 14 times (including ties)... Recorded a season-high 11 rebounds on April 7 at Golden State... Recorded his lone double-double with a season-high 15 points and 10 rebounds with a career-high tying five steals on April 13 at Dallas... **NBA Playoffs:** Appeared in all 10 postseason games as a reserve and averaged 2.3 points and 2.4 rebounds in 12.9 minutes while shooting 32.0 percent from the field, 33.3 percent from three-point range and 85.7 percent from the free throw line... Came off the bench in four games in San Antonio's first round series with the Memphis Grizzlies and averaged 3.3 points, 3.8 rebounds and 1.3 assists in 17.0 minutes... Appeared in six games during the Spurs' Western Conference Semifinals series against the Oklahoma City Thunder and averaged 1.7 points and 1.5 rebounds in 10.1 minutes.

**2014-15 (San Antonio):** Saw action in 32 games (two starts) and averaged 2.3 points and 2.3 rebounds in 11.2 minutes while shooting 34.8 percent from the field and 64.3 percent from the free throw line during his rookie season... Missed a total of 50 games... Sat out one game (Jan. 6) with a right ankle sprain... A healthy scratch on the team's inactive list seven times... DNP



# KYLE ANDERSON

PLAYERS

(Coach's Decision) 13 times... Inactive 29 times while on assignment to the NBA G League's Austin Spurs... Scored in double figures twice... Led the team in steals four times (including ties)... Made his NBA debut on Nov. 6 at Houston, posting four points, eight rebounds, four assists and two steals in 31 minutes... Totaled nine points, five rebounds, three assists and two steals in 23 minutes in his first career start on Dec. 10 vs. New York... Scored a season-high 15 points on Dec. 15 at Portland... **NBA Playoffs:** Inactive all seven games during the Spurs' first round series with the Los Angeles Clippers... **NBA G League (Austin):** Started all 26 games over six assignments with the Austin Spurs and averaged 21.3 points, 8.7 rebounds, 4.8 assists, 1.96 steals and 1.46 blocks in 40.1 minutes while shooting 44.7 percent from the field... Named NBA G League Player of the Month for February 2015 after averaging 22.8 points, 8.8 rebounds and 4.7 assists... Scored in double figures in all 26 games, including 14 games with at least 20 points and one game with at least 30 points... Hauled down double-digit rebounds 10 times... Recorded double-digit assists once... Posted 11 double-doubles.

## COLLEGE CAREER

Played two seasons at UCLA (2012-14)... Appeared in 71 games (70 starts) and averaged 12.2 points, 8.7 rebounds, 5.0 assists and 1.77 steals in 31.6 minutes while shooting 45.2 percent from the field, 37.5 percent from three-point range and 73.6 percent from the free throw line... Helped lead UCLA to the 2012-13 Pac 12 regular season championship and to the 2013-14 Pac 12 Tournament title, where he was named the Most Outstanding Player... Voted to the 2013-14 All-Pac 12 First Team and Third Team AP All-American.

**2013-14 (Sophomore):** Started all 36 games and averaged 14.6 points, 8.8 rebounds, 6.5 assists and 1.78 steals in 33.2 minutes while shooting 48.0 percent from the field, 48.3 percent from three-point range and 73.7 percent from the free throw line... Named All-Pac 12 First Team and the Pac 12 Tournament Most Outstanding Player... Selected Third Team AP All-American... A finalist for the Oscar Robertson Trophy, given by the United States Basketball Writers Association to the most outstanding college player... Became the first Pac 12 player ever to record at least 200 rebounds and 200 assists in a season... The first UCLA player since 1973-74 (Bill Walton) to average at least 10 points, five rebounds and five assists per game... Recorded 16 double-doubles and one triple-double (13 points, 12 rebounds, 11 assists) on Nov. 22 vs. Morehead State.


**2012-13 (Freshman):** Appeared in 35 games (34 starts) and averaged 9.7 points, 8.6 rebounds, 3.5 assists and 1.77 steals in 29.9 minutes while shooting 41.6 percent from the field, 21.1 percent from three-point range and 73.5 percent from the free throw line... Named to the All-Pac 12 Second Team and Pac 12 All-Freshman Team.

**Personal:** Born Sept. 20, 1993 in Fairview, New Jersey... Nickname is "Slo Mo"... Son of Kyle Sr. and Suzanne Anderson.

## CAREER REGULAR SEASON GAME HIGHS

MIN	39	12/31/18, MEM AT HOU (3X)	FT	8	12/28/17, SAS VS NYK	AST	10	1/4/19, MEM VS BRK
FG	9	12/31/18, MEM AT HOU (3X)	FTA	8	02/12/18, SAS AT UTA (2X)	STL	5	3/8/18, SAS AT GSW (6X)
FGA	14	11/23/18, MEM AT LAC (2X)	OREB	5	11/10/18, MEM VS PHI (2X)	TOV	5	1/3/18, SAS AT PHI
3P	2	12/31/18, MEM AT HOU (3X)	DREB	11	12/12/18, MEM VS POR (3X)	BLK	4	4/3/18, SAS AT LAC
3PA	4	12/31/18, MEM AT HOU (2X)	REB	13	11/12/18, MEM VS UTA (2X)	PTS	20	12/31/18, MEM AT HOU (2X)





# DILLON BROOKS

# 24

HEIGHT 6'6"    WEIGHT 220  
POSITION GUARD/FORWARD  
PRIOR TO NBA OREGON  
NBA SEASONS 2

## NBA Regular Season Statistics

Season	TM	G	GS	MP	FG	FGA	FG%	3P	3PA	3P%	FT	FTA	FT%	ORB	DRB	TRB	AST	STL	BLK	TOV	PF	PTS	RPG	APG	PPG
2017-18	MEM	82	74	2350	340	772	.440	94	264	.356	124	166	.747	49	208	257	135	73	17	124	233	898	3.1	1.6	11.0
2018-19	MEM	18	0	330	49	122	.402	15	40	.375	22	30	.733	9	22	31	16	10	4	19	50	135	1.7	0.9	7.5
CAREER		100	74	2680	389	894	.435	109	304	.359	146	196	.745	58	230	288	151	83	21	143	283	1033	2.9	1.5	10.3

## PRO CAREER

**NBA Regular Season:** Two-year NBA veteran has appeared in 100 games (74 starts) with the Memphis Grizzlies... Has averaged 10.3 points, 2.9 rebounds and 1.5 assists in 26.8 minutes while shooting 43.5 percent from the field, 35.9 percent from three-point range and 74.5 percent from the free throw line... Has officially missed 64 games due to injury... Has scored in double figures 49 times, including seven games with at least 20 points and one game with at least 30 points... His longest career streak of consecutive games in double figures is nine (March 5-21, 2018).

**NBA Transactions:** Drafted by the Houston Rockets in the second round (45th overall) of the 2017 NBA Draft on June 22, 2017... Draft rights traded by the Houston Rockets on draft night to the Memphis Grizzlies for a 2018 second round draft pick... Signed a multi-year contract with the Memphis Grizzlies on July 21, 2017.

**Honors:** Played for Team World in the Rising Stars Challenge as part of NBA All-Star Weekend 2018 in Los Angeles; the only second round draft pick to participate in the event.

**2018-19 (Memphis):** Came off the bench in all of his 18 appearances and averaged 7.5 points and 1.7 rebounds in 18.3 minutes while shooting 40.2 percent from the field, 37.5 percent from three-point range and 73.3 percent from the free throw line in his second season with the Grizzlies... Missed 64 games due to injury, including 21 games (Nov. 12-Dec. 21) due to a grade II left MCL sprain suffered on Nov. 10 vs. Philadelphia and the final 43 games of the season (Jan. 7-April 10) after suffering a ruptured ligament in his right big toe on Jan. 5 at San Antonio (underwent season-ending surgery on Jan. 11)... Scored in double figures five times... Scored a season-high 19 points on Dec. 29 vs. Boston... Averaged 11.2 points (.417 FG/.444 3P/.800 FT) in 18.9 minutes in his final five games of the season.

**2017-18 (Memphis):** Appeared in all 82 games (74 starts) and averaged 11.0 points, 3.1 rebounds and 1.6 assists in 28.7 minutes while shooting 44.0 percent from the field, 35.6 percent from three-point range and 74.7 percent from the free throw line during his rookie season... The only rookie to appear in all 82 games during the 2017-18 regular season... Became the sixth rookie in Grizzlies franchise history to play an entire 82-game schedule (Marc Gasol in 2008-09, O.J. Mayo in 2008-09, Juan Carlos Navarro in 2007-08, Pau Gasol in 2001-02 and Roy Rogers in 1996-97)... Recorded the highest rookie-season scoring average ever by a player from the University of Oregon... Posted the second-highest rookie-season scoring average ever by a Canadian-born player (Andrew Wiggins, 16.7 points in 2014-15)... Led the team outright in games played and starts, becoming the first rookie to do so since O.J. Mayo in 2008-09... Scored in double figures 44 times, including seven games with at least 20 points and one game with at least 30 points... Led the team in scoring seven times, in rebounding twice and in assists twice... Scored 19 points (7-13 FG, 5-7 FT) to go with five rebounds, two assists, four steals and two blocks in 29 minutes in his NBA debut on Oct. 18 vs. New Orleans, the highest-scoring NBA debut ever by a Canadian-born player (previous: Rick Fox, 13 points on Nov. 1, 1991)... Made his first career start on Nov. 4 at LA Clippers and started all of the team's final 74 contests... Named to the 2018 Rising Stars Challenge as a member of the World Team as part of NBA All-Star Weekend, becoming the first rookie to represent the Grizzlies in the contest since Marc Gasol and O.J. Mayo in 2008-09... Recorded 11 points, five rebounds and two assists with a +21 plus-minus in 15:34 in Team World's 155-124 victory over Team USA on Feb. 16 at the STAPLES Center...



# DILLON BROOKS

PLAYERS

Scored 29 points (10-18 FG, 5-9 3P, 4-4 FT), including 20 in the fourth quarter, on March 7 at Chicago... Scored 28 points (11-26 FG, 4-9 3P, 2-3 FT) on April 1 at Portland... Recorded 22 points (5-12 FG, 1-4 3P, 11-14 FT), a career-high tying eight rebounds and a career-high eight assists while also setting a career best for free throws made... Scored a career-high 36 points (14-22 FG, 3-7 3P, 5-5 FT) in the regular season finale on April 11 at Oklahoma City, the second-highest rookie scoring total in franchise history (Shareef Abdur-Rahim, 37 points on Jan. 11, 1997) and the highest by a Grizzlies rookie on the road.

## NATIONAL TEAM

A member of Team Canada, led the 2014 U18 FIBA Americas Championship in scoring (25.3 points) and the second-leading scorer at the 2015 U19 FIBA Worlds (18.8 points)... With the senior team, won silver at the 2015 Pan Am Games, averaging 5.0 points in 9.2 minutes.

## COLLEGE CAREER

Played three seasons at the University of Oregon, appearing in 109 games (98 starts) for the Ducks, and averaged 14.8 points, 4.5 rebounds and 2.6 assists in 28.9 minutes while shooting 47.2 percent from the field, 36.2 percent from three-point range and 79.4 percent from the free throw line... 2017 Pac-12 Player of the Year... Two-time All-Pac 12 First Team (2016, 2017), two-time Pac-12 All-Tournament Team (2016-17) and Pac-12 All-Freshman selection (2015)... Finished his collegiate career ranked 10th in Oregon history (1,612 points) and the school's career leader in NCAA Tournament scoring (162 points), field goals made (59) and assists (32), and as a junior led the Ducks to their first NCAA Final Four since 1939.

**2016-17 (Junior):** Appeared in 35 games (27 starts) and averaged 16.1 points, 3.2 rebounds, 2.7 assists and 1.09 steals in 25.3 minutes while shooting 48.8 percent from the field, 40.1 percent from three-point range and 75.4 percent from the free throw line... Helped lead Oregon to its first NCAA Final Four since 1939... Earned All-America First Team honors from USA Today and All-America Second Team honors from The Associated Press, Sporting News, USBWA, NABC and Basketball Times... Three-time Pac-12 Player of the Week... Named Pac-12 Player of the Year and selected to the All-Pac 12 First Team and Pac-12 All-Tournament Team... One of five finalists for the Julius Erving Award and 15 finalists for the Wooden Award... Made game-winning shots against Tennessee, UCLA and California.

**2015-16 (Sophomore):** Started all 38 games and averaged 16.7 points, 5.4 rebounds, 3.1 assists and 1.05 steals in 32.8 minutes while shooting 47.0 percent from the field, 33.8 percent from three-point range and 80.6 percent from the free throw line... All-Pac 12 First Team and All-Tournament Team... Named to the All-America Third Team by The Sporting News... Selected USBWA District IX Player of the Year and All-District Team by the USBWA and NABC... One of 10 finalists for the Julius Erving Award... Tallied career highs of 30 points and nine assists on Feb. 7, 2016 vs. Utah.


**2014-15 (Freshman):** Appeared in 36 games (33 starts) and averaged 11.5 points, 4.9 rebounds and 1.8 assists in 28.3 minutes while shooting 45.6 percent from the field, 33.7 percent from three-point range and 82.5 percent from the free throw line... Voted Pac-12 All-Freshman Team.

## PERSONAL

Born Jan. 22, 1996 in Mississauga, Ontario, Canada... Grew up in Canada but played a portion of his high school career at Findlay Prep in Henderson, Nevada where fellow Canadians and future NBA players Tristan Thompson, Cory Joseph and Anthony Bennett also played.

## CAREER REGULAR SEASON GAME HIGHS

MIN	40	1/31/18, MEM AT IND	FT	11	4/8/18, MEM VS DET	AST	8	4/8/18, MEM VS DET
FG	14	4/11/18, MEM AT OKC	FTA	14	4/8/18, MEM VS DET	STL	4	1/31/18, MEM AT IND (2X)
FGA	26	4/11/18, MEM AT POR	OREB	2	3/28/18, MEM VS POR (10X)	TOV	5	3/5/18, MEM AT SAS (2X)
3P	5	3/7/18, MEM AT CHI	DREB	8	4/8/18, MEM VS DET	BLK	2	12/21/17, MEM AT PHO (4X)
3PA	9	4/11/18, MEM AT POR (3X)	REB	8	4/8/18, MEM VS DET (3X)	PTS	36	4/11/18, MEM AT OKC



# BRUNO CABOCLO

# 5

HEIGHT 6'9"    WEIGHT 218  
POSITION FORWARD  
PRIOR TO NBA PINHEIROS  
NBA SEASONS 5

## NBA Regular Season Statistics

Season	TM	G	GS	MP	FG	FGA	FG%	3P	3PA	3P%	FT	FTA	FT%	ORB	DRB	TRB	AST	STL	BLK	TOV	PF	PTS	RPG	APG	PPG
2014-15	TOR	8	0	23	4	12	.333	2	3	.667	0	0	--	1	1	2	0	0	1	4	3	10	0.3	0.0	1.3
2015-16	TOR	6	1	43	1	12	.083	1	7	.143	0	0	--	1	1	2	1	2	1	4	2	3	0.3	0.2	0.5
2016-17	TOR	9	0	40	6	16	.375	2	6	.333	0	0	--	5	5	10	4	2	1	2	4	14	1.1	0.4	1.6
2017-18	TOT	12	0	107	9	31	.290	3	17	.176	5	6	.833	7	15	22	4	3	4	4	8	26	1.8	0.3	2.2
2017-18	TOR	2	0	7	0	2	.000	0	2	.000	0	0	--	0	1	1	1	1	0	0	1	0	0.5	0.5	0.0
2017-18	SAC	10	0	100	9	29	.310	3	15	.200	5	6	.833	7	14	21	3	2	4	4	7	26	2.1	0.3	2.6
2018-19	MEM	34	19	800	96	225	.427	48	130	.369	42	50	.840	42	116	158	50	14	33	38	81	282	4.6	1.5	8.3
CAREER		69	20	1013	116	296	.392	56	163	.344	47	56	.839	56	138	194	59	21	40	52	98	335	2.8	0.9	4.9

## NBA G League Statistics

Season	TM	G	GS	MP	FG	FGA	FG%	3P	3PA	3P%	FT	FTA	FT%	ORB	DRB	TRB	AST	STL	BLK	TOV	PF	PTS	RPG	APG	PPG
2014-15	FOR	7	0	62	9	31	.290	4	12	.333	2	2	1.000	6	7	13	0	1	5	7	11	24	1.9	0.0	3.4
2015-16	RAP	37	35	1270	193	479	.403	85	254	.335	72	99	.727	45	194	239	64	40	65	76	139	543	6.5	1.7	14.7
2016-17	RAP	34	33	920	133	323	.412	52	157	.331	19	29	.655	38	147	185	43	34	42	44	76	337	5.4	1.3	9.9
2017-18	TOT	36	34	1088	183	460	.398	85	249	.341	59	71	.831	62	170	232	47	47	56	68	87	510	6.4	1.3	14.2
2017-18	RAP	34	34	1045	176	445	.396	80	239	.335	59	71	.831	60	161	221	44	45	55	64	79	491	6.5	1.3	14.4
2017-18	REN	2	0	43	7	15	.467	5	10	.500	0	0	--	2	9	11	3	2	1	4	8	19	5.5	1.5	9.5
2018-19	RIO	28	23	793	166	321	.517	68	158	.430	58	78	.744	73	129	202	36	33	85	52	107	458	7.2	1.3	16.4
CAREER		142	125	4133	684	1614	.424	294	830	.354	210	279	.753	224	647	871	190	155	253	247	420	1872	6.1	1.3	13.2

## PRO CAREER

**NBA Regular Season:** Five-year NBA veteran has appeared in 69 games (20 starts) for the Toronto Raptors, Sacramento Kings and Memphis Grizzlies... Has averaged 4.9 points and 2.8 rebounds in 14.7 minutes while shooting 39.2 percent from the field, 34.4 percent from three-point range and 83.9 percent from the free throw line... Has officially missed one game due to injury, 96 games as a DNP (Coach's Decision) and 195 combined games as a healthy scratch on the team's inactive list or while assigned to the NBA G League... Has scored in double figures 12 times, including two games with at least 20 points... His longest career streak of consecutive games in double figures is three (twice, most recently from April 7-10, 2019, an active streak as of the end of the 2018-19 season)... Has grabbed double-digit rebounds four times... Has posted three double-doubles.

**NBA G League:** Has appeared in 142 games (125 starts) in five NBA G League seasons and averaged 13.2 points, 6.1 rebounds, 1.3 assists, 1.09 steals and 1.78 blocks in 29.1 minutes while shooting 42.4 percent from the field, 35.4 percent from three-point range and 75.3 percent from the free throw line for the Fort Wayne Mad Ants, Raptors 905, Reno Bighorns and Rio Grande Valley Vipers... Has scored in double figures 94 times, including 26 games with at least 20 points and one game with at least 30 points... Has grabbed double-digit rebounds 22 times... Has posted 20 double-doubles... Has started all of his seven postseason appearances and has averaged 11.6 points, 5.1 rebounds, 1.1 assists and 1.43 blocks in 27.7 minutes, helping Raptors 905 win the 2017 NBA G League Championship... Posted 31 points and 11 rebounds in the decisive Game 3 of the 2017 NBA G League Finals.

**NBA Transactions:** Drafted by the Toronto Raptors in the first round (20th overall) of the 2014 NBA Draft on June 26, 2014... Traded by the Toronto Raptors to the Sacramento Kings for Malachi Richardson on Feb. 8, 2018... Signed with the Houston Rockets on Aug. 20, 2018... Waived by the Houston Rockets on Oct. 13, 2018... Signed a 10-day contract with the Memphis Grizzlies on Jan. 24, 2019... Signed a second 10-day contract with the Memphis Grizzlies on Feb. 3, 2019... Signed a multi-year contract with the Memphis Grizzlies on Feb. 13, 2019.

**2018-19 (Memphis):** Appeared in 34 games (19 starts) in his fifth NBA season and averaged 8.3 points, 4.6 rebounds and 1.5 assists in 23.5 minutes while shooting 42.7 percent from the field, 36.9 percent from three-point range and 84.0 percent from the free throw line... Set career highs in every statistical category during his fifth NBA season after joining the Grizzlies midseason as a Call-Up from the NBA G League's Rio Grande Valley Vipers... Signed his first 10-day contract with Memphis on Jan. 24 and his second 10-day contract on Feb. 3 before signing a multi-year contract with the team on Feb. 13... Scored in double figures 11 times, including two games with at least 20 points... Grabbed double-digit rebounds four times... Posted three double-doubles... Totaled 13 points and a career-high 17 rebounds on April 7 vs. Dallas... Recorded a career-high 24 points (8-13 FG, 4-7 3P,



# BRUNO CABOCLO

PLAYERS

4-4 FT) and 11 rebounds for his first career double-double on March 25 vs. Oklahoma City... Had 15 points and seven rebounds in a career-high 41 minutes on March 20 vs. Houston... Had a career-high four blocks on Jan. 30 at Minnesota... Recorded one rebound, one steal and one block in eight minutes in his Grizzlies debut on Jan. 25 vs. Sacramento... **NBA G League (Rio Grande Valley):** Appeared in 28 games (23 starts) for the Rio Grande Valley Vipers and averaged 16.4 points, 7.2 rebounds, 1.3 assists, 1.18 steals and 3.04 blocks in 28.3 minutes while shooting 51.7 percent from the field, 43.0 percent from three-point range and 74.4 percent from the free throw line... Selected to the Mid-Season NBA G League Western Conference Team... Named the NBA G League Performer of the Week for games played between Jan. 14-20... Scored in double figures 24 times, including 11 games with at least 20 points... Grabbed double-digit rebounds seven times... Posted seven double-doubles.

**2017-18 (Toronto/Sacramento):** Split his fourth NBA season with the Toronto Raptors and Sacramento Kings... Appeared in 12 total games as a reserve and averaged 2.2 points and 1.8 rebounds in 8.9 minutes... Saw action in two games for the Raptors before he was traded to Sacramento for Malachi Richardson on Feb. 8... Competed in 10 games with the Kings... Missed a total of 69 games, including 24 games as a DNP (Coach's Decision) and 45 games on the inactive list... **NBA G League (Raptors 905/Reno):** Split time with Raptors 905 and the Reno Bighorns... Appeared in 36 games (34 starts) and averaged 14.2 points, 6.4 rebounds, 1.3 assists, 1.31 steals and 1.56 blocks in 30.2 minutes while shooting 39.8 percent from the field, 34.1 percent from three-point range and 83.1 percent from the free throw line... Scored in double figures 24 times, including eight games with at least 20 points... Grabbed double-digit rebounds six times... Posted five double-doubles.

**2016-17 (Toronto):** Came off the bench in all nine of his appearances during his third NBA season and averaged 1.6 points and 1.1 rebounds in 4.4 minutes... Missed a total of 73 games... Sidelined one game (Dec. 9) with right knee soreness... DNP (Coach's Decision) 28 times... Missed 44 games on the inactive list... Scored in double figures once... **NBA Playoffs:** Missed all 10 playoff games as a healthy scratch on the team's inactive list... **NBA G League (Raptors 905):** Appeared in 34 games (33 starts) and averaged 9.9 points, 5.4 rebounds, 1.3 assists, 1.00 steals and 1.24 blocks in 27.1 minutes while shooting 41.2 percent from the field, 33.1 percent from three-point range and 63.3 percent from the free throw line... Scored in double figures 18 times... Grabbed double-digit rebounds twice... Posted one double-double... **NBA G League Playoffs:** Started all seven postseason appearances in leading Raptors 905 to the NBA G League Championship... Averaged 11.6 points, 5.1 rebounds, 1.1 assists and 1.43 blocks in 27.7 minutes while shooting 51.6 percent from the field and 41.9 percent from three-point range... Totaled 31 points and 11 rebounds in the decisive Game 3 of the 2017 NBA G League Finals.

**2015-16 (Toronto):** Appeared in six games (one start) in his second NBA season and totaled three points, two rebounds and one assist in 43 minutes of action... Missed a total of 76 games, including 20 games as a DNP (Coach's Decision) and 56 games on the inactive list... Made his first career start in the regular season finale on April 13 at Brooklyn... **NBA Playoffs:** Missed all 20 playoff games as a healthy scratch on the team's inactive list... **NBA G League (Raptors 905):** Appeared in 37 games (35 starts) and averaged 14.7 points, 6.5 rebounds, 1.7 assists, 1.08 steals and 1.76 blocks in 34.3 minutes while shooting 40.3 percent from the field, 33.5 percent from three-point range and 72.7 percent from the free throw line... Scored in double figures 25 times, including eight games with at least 20 points and one game with at least 30 points... Grabbed double-digit rebounds seven times... Posted seven double-doubles.

**2014-15 (Toronto):** Appeared as a reserve in all eight of his appearances during his rookie season and averaged 1.3 points in 2.9 minutes... Missed a total of 74 games, including 24 as a DNP (Coach's Decision) and 50 on the inactive list... Posted eight points, one rebound and one block in 12 minutes in his NBA debut on Nov. 21 vs. Milwaukee... **NBA Playoffs:** Missed all four playoff games as a healthy scratch on the team's inactive list... **NBA G League (Fort Wayne):** Came off the bench in all seven of his appearances with the Fort Wayne Mad Ants and averaged 3.4 points and 1.9 rebounds in 8.9 minutes... Scored in double figures once... Tallied 13 points, seven rebounds and two blocks in 20 minutes in his NBA G League debut on Dec. 27 vs. Iowa.

**2013-14 (Brazil):** Appeared in a total of 21 games (six starts) in one season (2013-14) for Pinheiros Basquete of Novo Basquete Brasil (NBB) and averaged 5.0 points and 2.8 rebounds in 12.8 minutes while shooting 50.7 percent from the field, 37.9 percent from three-point range and 75.0 percent from the free throw line before joining the NBA.

## NATIONAL TEAM

Represented Brazil at the 2019 FIBA World Cup and averaged 5.6 points, 5.2 rebounds, 1.2 assists, 1.00 steals and 1.20 blocks in 26.7 minutes in five games... Competed in two games for Team Brazil in the 2017 FIBA AmeriCup and averaged 7.0 points, 5.5 rebounds, 1.5 assists and 1.00 steals in 23.2 minutes, guiding the club to a 10th place finish.

## PERSONAL

Born Sept. 21, 1995 in Osasco, Brazil... Began playing basketball at age 13 for Gremio Recreativo Barueri, a social club for local public schools... Was named MVP of the 2013 Basketball Without Borders in Buenos Aires, Argentina... Also played for Score Academy in Raleigh, North Carolina in 2013... While with the Raptors, served as a home game community ambassador, meeting fans from charities and local hospitals.

## CAREER REGULAR SEASON GAME HIGHS

MIN	41	3/20/19, MEM VS HOU	FT	6	4/3/19, MEM AT POR	AST	6	3/2/19, MEM AT DAL
FG	8	4/10/19, MEM VS GSW (2X)	FTA	6	4/3/19, MEM AT POR (2X)	STL	1	4/10/19, MEM VS GSW (21X)
FGA	14	4/10/19, MEM VS GSW	OREB	8	3/27/19, MEM VS GSW	TOV	4	2/7/19, MEM AT OKC
3P	4	3/25/19, MEM VS OKC	DREB	13	4/7/19, MEM VS DAL	BLK	4	1/30/19, MEM AT MIN
3PA	7	4/7/19, MEM VS DAL (4X)	REB	17	4/7/19, MEM VS DAL	PTS	24	3/25/19, MEM VS OKC





# BRANDON CLARKE

# 15

HEIGHT 6'8" WEIGHT 210

POSITION FORWARD

PRIOR TO NBA GONZAGA

NBA SEASONS ROOKIE

## NCAA Statistics

Season	TM	G	GS	MP	FG	FGA	FG%	3P	3PA	3P%	FT	FTA	FT%	ORB	DRB	TRB	AST	STL	BLK	TOV	PF	PTS	RPG	APG	PPG
2015-16	SJSU	31	3	728	109	172	.634	1	6	.167	55	98	.561	65	109	174	46	22	38	34	54	274	5.6	1.5	8.8
2016-17	SJSU	30	30	957	219	370	.592	1	3	.333	79	138	.572	89	172	261	69	35	77	53	78	518	8.7	2.3	17.3
2018-19	GONZ	37	36	1040	257	374	.687	4	15	.267	109	157	.694	114	203	317	70	43	117	57	79	627	8.6	1.9	16.9
CAREER		98	69	2725	585	916	.639	6	24	.250	243	393	.618	268	484	752	185	100	232	144	211	1419	7.7	1.9	14.5

## PRO CAREER

**NBA Transactions:** Selected by the Oklahoma City Thunder in the first round (21st overall) of the 2019 NBA Draft on June 23, 2019... Draft rights traded by the Oklahoma City Thunder to the Memphis Grizzlies for the draft rights to Darius Bazley (23rd overall in 2019) and a future second round draft pick on July 6, 2019... Signed a multi-year contract with the Memphis Grizzlies on July 7, 2019.

**Honors:** Named the 2019 NBA Summer League MVP and Championship Game MVP after guiding the Memphis Grizzlies to their first Las Vegas summer league championship... Selected to the 2019 NBA Summer League All-Tournament First Team after averaging 14.7 points, 9.8 rebounds, 2.0 assists and 1.83 blocks in 22.0 minutes over six games, including three double-doubles in three tournament contests.

## COLLEGE CAREER

Played one year at Gonzaga University (2018-19) after playing two years at San Jose State University (2015-17)... Appeared in 37 games (36 starts) for the Bulldogs and averaged 16.9 points, 8.6 rebounds, 1.9 assists, 1.16 steals and 3.16 blocks in 28.1 minutes... Led the nation in field goal percentage (68.7 percent) and total blocks (117) and led Gonzaga to the Elite Eight in the 2019 NCAA Tournament during his lone season with the program... With the Bulldogs, he was named West Coast Conference Defensive Player of the Year and was one of four finalists for the Naismith Defensive Player of the Year Award... Also selected to The Wooden Award All-American Team, All-WCC First Team, WCC All-Tournament Team, AP All-American Third Team and NABC District (9) First Team... Also named WCC Newcomer of the Year and earned WCC Player of the Week honors twice... Competed in 61 games (33 starts) at San Jose State and averaged 13.0 points, 7.1 rebounds, 1.9 assists and 1.89 blocks in 27.6 minutes... During his time with the Spartans, he was selected to the All-Mountain West Conference First Team, MWC All-Defensive Team and NABC All-District (17) First Team as a sophomore and the MWC Sixth Man of the Year as a freshman.

**2018-19 (Redshirt Junior):** Appeared in 37 games (36 starts) for the Bulldogs and averaged 16.9 points, 8.6 rebounds, 1.9 assists, 1.16 steals and 3.16 blocks in 28.1 minutes... Shot a nation-leading 68.7 percent from the field and 69.4 percent from the free throw line... Led the nation in total blocks (117)... Named WCC Defensive Player of the Year and was one of four finalists for the Naismith Defensive Player of the Year Award... Selected to The Wooden Award All-American Team, All-WCC First Team, WCC All-Tournament Team, AP All-American Third Team and NABC District (9) First Team... Also named the WCC Newcomer of the Year and earned WCC Player of the Week honors twice... Helped guide Gonzaga to the Elite Eight in the 2019 NCAA Tournament and set a school tournament record with 36 points (15-18 FG, 6-8 FT) in the second round on March 23 vs. Baylor... Scored in double figures in all 37 games, including nine games with at least 20 points and one game with at least 30 points... Grabbed double-digit rebounds 13 times... Posted 13 double-doubles.

**2017-18 (Junior):** Did not play due to NCAA transfer rules.

**2016-17 (Sophomore):** Started all 30 of his games with the Spartans and averaged 17.3 points, 8.7 rebounds, 2.3 assists, 1.17 steals and 2.50 blocks in 31.9 minutes while shooting 59.2 percent from the field and 57.2 percent from the free throw line...



## BRANDON CLARKE

Selected to the All-Mountain West Conference First Team, MWC All-Defensive Team and NABC All-District (17) First Team... Earned MWC Player of the Week honors three times... Scored in double figures 26 times, including 11 games with at least 20 points and one game with at least 30 points... Grabbed double-digit rebounds 12 times... Posted 10 double-doubles.

**2015-16 (Freshman):** Appeared in 31 games (three starts) and averaged 8.8 points, 5.6 rebounds, 1.5 assists and 1.26 blocks in 23.5 minutes while shooting 63.4 percent from the field and 56.1 percent from the free throw line during his freshman year at San Jose State... Named MWC Sixth Man of the Year... Scored in double figures 12 times, including one game with at least 20 points... Grabbed double-digit rebounds five times... Posted five double-doubles.

### PERSONAL

Born Sept. 19, 1996 in Vancouver, British Columbia, Canada... A graduate of Desert Vista High School in Phoenix, Arizona, where he was one of the state's top shot blockers... Led Desert Vista to the Division I state championship game in 2015... Named first-team All-Arizona Division I honoree by The Arizona Republic... Recorded 10 triple-doubles as a high school senior that included points, rebounds and blocks... Registered 15.0 points, 7.0 rebounds, 4.0 assists and 4.0 blocks as a junior.





# JAE CROWDER

# 99

HEIGHT 6'6"    WEIGHT 235  
POSITION FORWARD  
PRIOR TO NBA MARQUETTE  
NBA SEASONS 7

## NBA Regular Season Statistics

Season	TM	G	GS	MP	FG	FGA	FG%	3P	3PA	3P%	FT	FTA	FT%	ORB	DRB	TRB	AST	STL	BLK	TOV	PF	PTS	RPG	APG	PPG
2012-13	DAL	78	16	1353	141	367	.384	63	192	.328	47	74	.644	35	152	187	94	63	17	49	128	392	2.4	1.2	5.0
2013-14	DAL	78	8	1254	130	296	.439	50	151	.331	46	61	.754	46	148	194	60	59	21	41	100	356	2.5	0.8	4.6
2014-15	TOT	82	17	1647	229	545	.420	61	208	.293	109	141	.773	72	221	293	94	72	25	49	137	628	3.6	1.1	7.7
2014-15	DAL	25	0	265	33	76	.434	13	38	.342	10	11	.909	12	17	29	12	15	5	10	26	89	1.2	0.5	3.6
2014-15	BOS	57	17	1382	196	469	.418	48	170	.282	99	130	.762	60	204	264	82	57	20	39	111	539	4.6	1.4	9.5
2015-16	BOS	73	73	2308	360	813	.443	122	363	.336	196	239	.820	70	303	373	135	126	35	83	198	1038	5.1	1.8	14.2
2016-17	BOS	72	72	2335	333	720	.463	157	394	.398	176	217	.811	48	367	415	155	73	23	80	161	999	5.8	2.2	13.9
2017-18	TOT	80	47	2090	271	671	.404	110	341	.323	121	148	.818	59	216	275	99	64	21	74	187	773	3.4	1.2	9.7
2017-18	CLE	53	47	1346	157	376	.418	62	189	.328	78	92	.848	41	132	173	58	41	12	42	124	454	3.3	1.1	8.6
2017-18	UTA	27	0	744	114	295	.386	48	152	.316	43	56	.768	18	84	102	41	23	9	32	63	319	3.8	1.5	11.8
2018-19	UTA	80	11	2166	318	797	.399	173	522	.331	142	197	.721	60	324	384	133	64	31	85	170	951	4.8	1.7	11.9
CAREER		543	244	13153	1782	4209	.423	736	2171	.339	837	1076	.778	390	1731	2121	770	521	173	461	1081	5137	3.9	1.4	9.5

## NBA Playoff Statistics

Season	TM	G	GS	MP	FG	FGA	FG%	3P	3PA	3P%	FT	FTA	FT%	ORB	DRB	TRB	AST	STL	BLK	TOV	PF	PTS	RPG	APG	PPG
2013-14	DAL	7	0	81	8	18	.444	3	7	.429	0	0	---	4	8	12	2	2	1	3	13	19	1.7	0.3	2.7
2014-15	BOS	4	1	100	15	29	.517	3	10	.300	10	13	.769	8	12	20	8	4	3	5	14	43	5.0	2.0	10.8
2015-16	BOS	6	6	197	20	72	.278	10	41	.244	7	11	.636	5	34	39	13	9	3	7	17	57	6.5	2.2	9.5
2016-17	BOS	18	18	596	87	200	.435	31	88	.352	40	48	.833	20	95	115	48	19	6	12	52	245	6.4	2.7	13.6
2017-18	UTA	11	2	323	35	108	.324	22	66	.333	18	28	.643	4	52	56	19	15	2	14	24	110	5.1	1.7	10.0
2018-19	UTA	5	3	130	17	46	.370	9	30	.300	14	19	.737	4	25	29	4	5	0	1	7	57	5.8	0.8	11.4
CAREER		51	30	1427	182	473	.385	78	242	.322	89	119	.748	45	226	271	94	54	15	42	128	531	5.3	1.8	10.4

## NBA G League Season Statistics

Season	TM	G	GS	MP	FG	FGA	FG%	3P	3PA	3P%	FT	FTA	FT%	ORB	DRB	TRB	AST	STL	BLK	TOV	PF	PTS	RPG	APG	PPG
2013-14	TEX	2	2	87	18	41	.439	1	7	.143	8	12	.667	13	19	32	20	7	4	12	3	45	16.0	10.0	22.5
CAREER		2	2	87	18	41	.439	1	7	.143	8	12	.667	13	19	32	20	7	4	12	3	45	16.0	10.0	22.5

## PRO CAREER

**NBA Regular Season:** Seven-year NBA veteran has appeared in 543 games (244 starts) for the Dallas Mavericks, Boston Celtics, Cleveland Cavaliers and Utah Jazz... Has averaged 9.5 points, 3.9 rebounds and 1.4 assists in 24.2 minutes while shooting 42.3 percent from the field, 33.9 percent from three-point range and 77.8 percent from the free throw line... Has officially missed 22 games due to injury or illness... Sat one game due to rest... Away from the team two games for personal reasons... DNP (Coach's Decision) seven times... Has missed one game due to a pending trade... Has scored in double figures 260 times, including 33 games with at least 20 points and one 30-point effort... Has grabbed double-digit rebounds 19 times... Has posted 15 double-doubles... His longest streak of consecutive games scoring in double figures is 17 (Dec. 18, 2015-Jan. 20, 2016)... His longest streak of consecutive games with double-digit rebounds and consecutive double-doubles is three (both streaks from Dec. 18-23, 2015)... His longest streak of games with a three-pointer made is 17 (Feb. 24-March 26, 2017).

**NBA Playoffs:** Has appeared in 51 postseason games (30 starts) with the Dallas Mavericks, Boston Celtics and Utah Jazz... Holds postseason career averages of 10.4 points, 5.3 rebounds, 1.8 assists and 1.06 steals in 28.0 minutes while shooting 38.5 percent from the field, 32.2 percent from three-point range and 74.8 percent from the free throw line... Has scored in double figures 27 times, including five games with at least 20 points... Has grabbed double-digit rebounds four times... Has posted four double-doubles.

**NBA G League:** Has competed in two NBA G League games for the Texas Legends... Has averaged 22.5 points, 16.0 rebounds and 10.0 assists in 43.5 minutes, logging two triple-doubles against the South Bay Lakers during the 2013-14 season.



## JAE CROWDER

**NBA Transactions:** Selected by the Cleveland Cavaliers with the 34th overall pick in the second round of the 2012 NBA Draft on June 28, 2012... Draft rights traded by the Cleveland Cavaliers with the draft rights to Jared Cunningham and the draft rights to Bernard James to the Dallas Mavericks for Kelenna Azubuike and the draft rights to Tyler Zeller on June 28, 2012... Signed a multi-year contract with the Dallas Mavericks on July 20, 2012... Traded by the Dallas Mavericks with Jameer Nelson, Brandon Wright, a conditional 2015 first round draft pick and a 2016 second round draft pick to the Boston Celtics for Rajon Rondo and Dwight Powell on Dec. 18, 2014... Signed a multi-year contract with the Boston Celtics on July 27, 2015... Traded by the Boston Celtics with Isaiah Thomas, Ante Zizic, a 2018 first round draft pick and a 2020 second round draft pick to the Cleveland Cavaliers for Kyrie Irving on Aug. 22, 2017... Traded by the Cleveland Cavaliers with Derrick Rose and a 2024 second round pick swap to the Utah Jazz for Rodney Hood and Joe Johnson on Feb. 8, 2018... Traded by the Utah Jazz with Grayson Allen, Kyle Korver, the draft rights to Darius Bazley (23rd overall) and a conditional 2020 first round draft pick to the Memphis Grizzlies for Mike Conley on July 6, 2019.

**Honors:** Named to the 2012 NBA Summer League All-Tournament Team.

**2018-19 (Utah):** Appeared in 80 games (11 starts) during his seventh NBA season and averaged 11.9 points, 4.8 rebounds and 1.7 assists in 27.1 minutes while shooting 39.9 percent from the field, 33.1 percent from three-point range and 72.1 percent from the free throw line... Missed two games due to injury, including one game (Dec. 29) with a left thumb contusion and one game (April 3) with a right quad contusion... Set a career high for three-pointers made (173)... Ranked fourth in the NBA in three-pointers made off the bench (150)... Averaged 12.1 points, 5.2 rebounds and 1.3 assists in 27.2 minutes in 11 starts... Scored in double figures 48 times, including eight games with at least 20 points and one 30-point performance... Grabbed double-digit rebounds three times... Posted three double-doubles... Pulled down a season-high 11 rebounds on Dec. 19 vs. Golden State and March 8 at Memphis... Scored a career-high 30 points (9-15 FG, 5-7 3P, 7-7 FT) in 27 minutes off the bench on Jan. 1 at Toronto... Recorded 24 points (8-13 FG, 6-10 3P, 2-2 FT) and a career-high seven assists on Nov. 30 at Charlotte, tying his personal best for three-pointers made... Registered 21 points and a career-high tying three blocks on Nov. 3 at Denver... **NBA Playoffs:** Appeared in all five games (three starts) in Utah's first-round series against Houston and averaged 11.4 points, 5.8 rebounds and 1.00 steals in 26.0 minutes... Scored in double figures twice, including one game with at least 20 points... Recorded double-digit rebounds once and posted one double-double.

**2017-18 (Cleveland/Utah):** Split his sixth NBA season with Cleveland and Utah... Competed in a total of 80 games (47 starts) and averaged 9.7 points, 3.4 rebounds and 1.2 assists in 26.1 minutes while shooting 40.4 percent from the field, 32.3 percent from three-point range and 81.8 percent from the free throw line... Missed one game (Feb. 9) due to a pending trade from Cleveland to Utah... Appeared in 53 games (47 starts) and averaged 8.6 points, 3.3 rebounds and 1.1 assists in 25.4 minutes for the Cavaliers... Came off the bench in all of his 27 games with Utah and averaged 11.8 points, 3.8 rebounds and 1.5 assists in 27.6 minutes... Scored in double figures 44 times, including one game with at least 20 points... Scored a season-high 22 points (7-12 FG, 6-11 3P, 2-2 FT) on March 9 at Memphis, setting a career high for three-pointers made... Made his 500th career three-pointer on Jan. 12 vs. Indiana... **NBA Playoffs:** Appeared in all 11 games (two starts) during Utah's run to the Western Conference Semifinals and averaged 10.0 points, 5.1 rebounds, 1.7 assists and 1.36 steals in 29.4 minutes... Came off the bench in all six games in the first-round series against Oklahoma City and averaged 9.3 points, 3.8 rebounds, 2.0 assists and 1.83 steals in 27.5 minutes... Scored a playoff career-high 27 points (9-19 FG, 6-14 3P, 3-4 FT) in Game 5 on April 25 at Oklahoma City... Competed in five games (two starts) during the Western Conference Semifinals against Houston and averaged 10.8 points, 6.6 rebounds and 1.4 assists in 31.7 minutes.

**2016-17 (Boston):** Started all of his 72 appearances in his fifth NBA season and averaged 13.9 points, 5.8 rebounds, 2.2 assists and 1.01 steals in 32.5 minutes while shooting 46.3 percent from the field, 39.8 percent from three-point range and 81.1 percent from the free throw line... Missed 10 games... Sideline eight games (Nov. 3-18) with a left ankle sprain... Away from the team two games (Feb. 9-11) for personal reasons... Set per-game career highs for rebounds, assists and minutes as well as three-point field goal percentage... Scored in double figures 54 times, including 10 games with at least 20 points... Grabbed double-digit rebounds nine times... Recorded a career-high seven double-doubles... Scored a season-high 25 points on March 26 vs. Miami... Registered 24 points and a season-high 12 rebounds on March 17 at Brooklyn... Tied a career best with three blocks on Oct. 29 at Charlotte... **NBA Playoffs:** Started all 18 games to help lead Boston to the Eastern Conference Finals and averaged 13.6 points, 6.4 rebounds, 2.7 assists and 1.11 steals in 33.1 minutes... His 18 postseason games played tied the most of any NBA player during the 2017 NBA Playoffs... Scored in double figures 14 times, including two games with at least 20 points... Recorded double-digit rebounds once and posted one double-double... Competed in six games in the first round against Chicago and averaged 12.0 points, 5.3 rebounds, 1.8 assists and 1.00 steals in 33.8 minutes... Appeared in seven games in the Eastern Conference Semifinals against Washington and averaged 14.3 points, 6.6 rebounds, 2.9 assists and 1.29 steals in 32.5 minutes... Saw action in five games in the Eastern Conference Finals against Boston and averaged 14.6 points, 7.4 rebounds and 3.4 assists in 33.2 minutes.

**2015-16 (Boston):** Started all of his 73 games during his fourth NBA season and averaged 14.2 points, 5.1 rebounds, 1.8 assists and 1.73 steals in 31.6 minutes while shooting 44.3 percent from the field, 33.6 percent from three-point range and 82.0 percent from the free throw line... Sat out eight games (March 15-28) with a right ankle sprain... Sat out one game (April 1) for rest... Set per-game career highs for points and steals... Ranked 14th in the NBA in steals per game and 15th in total steals (career-high



126)... Scored in double figures 59 times, including 12 games with at least 20 points... Grabbed double-digit rebounds five times... Posted five double-doubles... Scored a season-high 27 points on Feb. 22 at Minnesota... Corralled a season-high 12 rebounds to go with 19 points on Dec. 23 at Charlotte... Picked off a career-high five steals on four separate occasions: Nov. 6 vs. Washington, Nov. 11 vs. Indiana, Feb. 27 at Miami and April 3 at LA Lakers... **NBA Playoffs:** Started all six games during the first round against Atlanta and averaged 9.5 points, 6.5 rebounds, 2.2 assists and 1.50 steals in 32.9 minutes... Scored in double figures four times... Grabbed double-digit rebounds once and posted one double-double.

**2014-15 (Dallas/Boston):** Divided his third NBA season between Dallas and Boston... Appeared in a total of 82 games (17 starts) and averaged 7.7 points, 3.6 rebounds and 1.1 assists in 20.1 minutes while shooting 42.0 percent from the field, 29.3 percent from three-point range and 77.3 percent from the free throw line... Missed four games... Sideline one game with a sore ankle (April 15)... Missed one game (Dec. 19) to a pending trade from Dallas to Boston... DNP (Coach's Decision) twice... Saw action in 25 games as a reserve for Dallas and averaged 3.6 points and 1.2 rebounds in 10.6 minutes... Competed in 57 games (17 starts) for Boston and averaged 9.5 points, 4.6 rebounds, 1.4 assists and 1.00 steals in 24.2 minutes... Scored in double figures 30 times, including two games with at least 20 points... Scored a season-high 22 points on Jan. 12 vs. New Orleans and Feb. 22 at LA Lakers... **NBA Playoffs:** Appeared in all four games (one start) in Boston's first-round series against Cleveland and averaged 10.8 points, 5.0 rebounds, 2.0 assists and 1.00 steals in 25.1 minutes... Scored in double figures three times... Sustained a left knee sprain in the series-ending Game 4 on April 26.

**2013-14 (Dallas):** Appeared in 78 games (eight starts) in his second NBA season and averaged 4.6 points and 2.5 rebounds in 16.1 minutes while shooting 43.9 percent from the field, 33.1 percent from three-point range and 75.4 percent from the free throw line... Missed four games... Sideline two games (March 11-12) with an abdominal strain... DNP (Coach's Decision) twice... Scored in double figures 12 times... Recorded a season-high 18 points on Nov. 5 vs. LA Lakers... **NBA Playoffs:** Competed in all seven games in a first-round series against San Antonio and averaged 2.7 points and 1.7 rebounds in 11.6 minutes... **NBA G League (Texas):** Started both of his NBA G League games with the Texas Legends and posted 22.5 points, 16.0 rebounds, 10.0 assists, 3.50 steals and 2.00 blocks in 43.4 minutes... Recorded triple-doubles in each contest, both against the South Bay Lakers... Put up 23 points, 18 rebounds, 10 assists, two steals and one block in his NBA G League debut on Feb. 27... Followed up with 22 points, 14 rebounds, 10 assists, five steals and three blocks on March 1.

**2012-13 (Dallas):** Saw action in 78 games (16 starts) as a rookie and averaged 5.0 points, 2.4 rebounds and 1.2 assists in 17.3 minutes while shooting 38.4 percent from the field, 32.8 percent from three-point range and 64.4 percent from the free throw line... Missed four games... Sideline one game (Dec. 12) due to illness... DNP (Coach's Decision) three times... Among qualified rookies, tied for 13th in assists and ranked ninth in steals... Scored in double figures 13 times... Scored a season-high 15 points on Nov. 24 vs. LA Lakers and Dec. 20 vs. Miami... Made his NBA debut on Oct. 30 at LA Lakers, recording eight points, three rebounds, two assists and one steal in 20 minutes.

## COLLEGE CAREER

Played two years at Marquette University (2010-12) following two years at Howard Community College (Maryland)... Appeared in 72 games (52 starts) for the Golden Eagles and averaged 14.6 points, 7.6 rebounds, 1.8 assists and 1.88 steals in 30.2 minutes while shooting 49.2 percent from the field, 35.0 percent from three-point range and 68.3 percent from the free throw line... Named the 2012 Big East Player of the Year and selected to the All-Big East First Team, AP All-American Second Team, NABC All-District (5) Second Team and NABC All-American Third Team as a senior... Also selected as one of 15 finalists for the 2012 John R. Wooden Award... Scored in double figures 56 times, including 16 games with at least 20 points... Grabbed double-digit rebounds 18 times and posted 16 double-doubles in his time at Marquette... Earned the 2010 NABC NJCAA Division I Player of the Year at Howard CC, where he led the school to its first-ever national title in men's basketball.

## PERSONAL

Born July 6, 1990 in Villa Rica, Georgia... Full name is Corey Jae Crowder... His father, Corey Crowder, played two NBA seasons with the Utah Jazz (1991-92) and San Antonio Spurs (1994-95)... Has seven brothers and sisters... Majored in communication studies at Marquette... Named the 2008 Times-Georgian Co-Player of the Year as a senior at Villa Rica High School in Georgia with averages of 18.8 points and 7.2 rebounds per game... Also starred on the football team as Villa Rica's starting quarterback.

## CAREER REGULAR SEASON GAME HIGHS

MIN	48	12/11/15, BOS VS GSW	FT	9	4/8/15, BOS AT DET	AST	7	11/30/18, UTA AT CHA
FG	11	1/13/16, BOS VS IND	FTA	11	3/25/15, BOS VS MIA	STL	5	4/3/16, BOS AT LAL (4X)
FGA	19	3/4/16, BOS VS NYK	OREB	6	11/13/15, BOS VS ATL (2X)	TOV	4	1/14/19, UTA VS DET (8X)
3P	6	11/30/18, UTA AT CHA (2X)	DREB	13	3/15/13, DAL VS CLE	BLK	3	11/3/18, UTA AT DEN (3X)
3PA	12	2/22/19, UTA AT OKC	REB	17	3/1/15, BOS VS GSW	PTS	30	1/1/19, UTA AT TOR



# MARKO GUDURIC

# 23

HEIGHT 6'6" WEIGHT 201

POSITION GUARD

PRIOR TO NBA KK CRVENA ZVEZDA

NBA SEASONS ROOKIE

## PRO CAREER

**NBA Transactions:** Undrafted in the 2017 NBA Draft on June 22, 2017... Signed a multi-year contract with the Memphis Grizzlies on July 31, 2019.

**2018-19 (Fenerbahçe):** Appeared in 75 games (45 starts) during his second season with Fenerbahçe and averaged 9.9 points, 2.4 rebounds and 2.4 assists in 22.9 minutes while shooting 50.8 percent from the field, 41.2 percent from three-point range and 87.7 percent from the free throw line across all leagues... **Euroleague:** Saw action in 36 games (18 starts) and averaged 9.4 points, 1.9 rebounds and 2.2 assists in 22.1 minutes while shooting 54.9 percent from the field, 47.7 percent from three-point range and 84.3 percent from the free throw line to lead his team to a 28-8 record and its fifth straight Euroleague Final Four... Ranked third among all Euroleague players in three-point percentage (min. 100 attempts)... **Turkish BSL:** Competed in 35 games (24 starts) and averaged 11.2 points, 2.7 rebounds, 2.7 assists and 1.11 steals in 24.6 minutes while shooting 48.5 percent from the field, 37.1 percent from three-point range and 91.2 percent from the free throw line to help Fenerbahçe finish second in the Turkish BSL with a 32-9 record... Winner of the Turkish League Three-Point Shootout... **Turkish Cup:** Recorded five points and one rebound in 15 minutes to help Fenerbahçe defeat Anadolu Efes 80-70 in the Turkish Cup... **Zadar SuperCup:** Appeared in three games (two starts) and averaged 4.0 points, 3.3 rebounds and 2.0 assists in 16.8 minutes in the Zadar SuperCup.

**2017-18 (Fenerbahçe):** Appeared in 67 games (33 starts) in his first season with Fenerbahçe and averaged 7.5 points, 1.8 rebounds and 2.1 assists in 18.5 minutes while shooting 55.7 percent from the field, 44.8 percent from three-point range and 86.4 percent from the free throw line across all leagues... **Euroleague:** Competed in 36 games (16 starts) and averaged 6.7 points, 1.6 rebounds and 1.9 assists in 16.6 minutes while shooting 54.7 percent from the field, 44.6 percent from three-point range and 87.5 percent from the free throw line to guide the team to its fourth consecutive Euroleague Final Four berth and a trip to the Euroleague championship game... **Turkish BSL:** Saw action in 30 games (16 starts) and averaged 8.1 points, 2.1 rebounds and 2.2 assists in 20.3 minutes while shooting 56.5 percent from the field, 43.6 percent from three-point range and 84.4 percent from the free throw line... A key member of a Fenerbahçe team that placed first in the Turkish BSL with a 36-4 record... **Turkish Cup:** Totaled 17 points, four rebounds and seven assists in 35 minutes in the Turkish Cup.

**2016-17 (KK Crvena Zvezda):** Appeared in 78 games (eight starts) in his second season with KK Crvena Zvezda and averaged 8.3 points, 2.4 rebounds and 2.4 assists in 19.3 minutes while shooting 46.2 percent from the field, 36.4 percent from three-point range and 85.4 percent from the free throw line across all leagues... **Euroleague:** Appeared in 29 games (four starts) and averaged 7.8 points, 2.1 rebounds and 2.1 assists in 18.8 minutes while shooting 39.1 percent from the field, 30.4 percent from three-point range and 85.9 percent from the free throw line... **Liga ABA:** Competed in 30 games (three starts) and averaged 9.0 points, 2.6 rebounds and 2.4 assists in 18.7 minutes while shooting 50.8 percent from the field, 39.8 percent from three-point range and 84.5 percent from the free throw line, helping guide the team to a 30-2 record (first in the Adriatic League)... **Serbian KLS:** Saw action in 19 games (one start) and averaged 8.1 points, 2.5 rebounds and 2.8 assists in 20.8 minutes while shooting 50.0 percent from the field, 40.4 percent from three-point range and 86.2 percent from the free throw line... Helped KK Crvena Zvezda win the Serbian League championship and the Serbian Cup... Named the Serbian Cup MVP.

**2015-16 (KK Crvena Zvezda):** Appeared in 64 games (four starts) in his first season with KK Crvena Zvezda and averaged 6.7 points, 1.4 rebounds and 1.6 assists in 15.3 minutes while shooting 42.7 percent from the field, 35.9 percent from three-point range and 83.3 percent from the free throw line across all leagues... **Euroleague:** Appeared in 24 games (one start) and averaged 7.1 points, 1.5 rebounds and 1.4 assists in 15.6 minutes while shooting 42.0 percent from the field, 37.1 percent from three-point range and 81.0 percent from the free throw line... **Liga ABA:** Competed in 30 games (two starts) and averaged 6.9 points, 1.3 rebounds and 1.9 assists in 16.0 minutes while shooting 41.6 percent from the field, 32.9 percent from three-point range and



86.9 percent from the free throw line, helping guide the team to a 25-6 record (first in the Adriatic League)... **Serbian KLS:** Saw action in 10 games (one start) and averaged 5.2 points, 1.4 rebounds and 1.4 assists in 12.3 minutes while shooting 50.0 percent from the field, 44.4 percent from three-point range and 76.9 percent from the free throw line... Helped KK Crvena Zvezda go 18-1 and win the Serbian League championship.

**2014-15 (FMP Beograd):** Appeared in 36 games (30 starts) in his second season with FMP Beograd and averaged 14.4 points, 4.9 rebounds, 2.9 assists and 1.42 steals in 26.4 minutes while shooting 49.7 percent from the field, 37.1 percent from three-point range and 80.3 percent from the free throw line in the Serbian KLS.

**2013-14 (FMP Beograd):** Appeared in 37 games (23 starts) in his first season with FMP Beograd and averaged 10.0 points, 4.0 rebounds, 1.8 assists and 1.03 steals in 24.2 minutes while shooting 48.5 percent from the field, 34.9 percent from three-point range and 74.3 percent from the free throw line in the Serbia KLS.

**2012-13 (KK Crvena Zvezda Junior Team):** Started all eight of his games in his second season with the KK Crvena Zvezda Junior Team and averaged 12.8 points, 5.3 rebounds, 3.1 assists and 1.25 steals in 25.0 minutes while shooting 60.0 percent from the field, 52.0 percent from three-point range and 68.8 percent from the free throw line.

**2011-12 (KK Crvena Zvezda Junior Team):** Appeared in eight games (two starts) in his first season with the KK Crvena Zvezda Junior Team and averaged 5.3 points, 3.5 rebounds and 2.0 assists in 14.8 minutes while shooting 43.6 percent from the field.

## NATIONAL TEAM

Competed for the Serbian National Team for eight games in the 2017 FIBA EuroBasket, helping the team to a silver medal finish... Named the 2015 FIBA Europe U20 Championship MVP.

## PERSONAL

Born March 5, 1995 in Priboj, Serbia... Later moved with his parents and brother to Belgrade, Serbia... Played soccer growing up before training for basketball.





# SOLOMON HILL

# 44

HEIGHT 6'7" WEIGHT 225

POSITION FORWARD

PRIOR TO NBA ARIZONA

NBA SEASONS 6

## NBA Regular Season Statistics

Season	TM	G	GS	MP	FG	FGA	FG%	3P	3PA	3P%	FT	FTA	FT%	ORB	DRB	TRB	AST	STL	BLK	TOV	PF	PTS	RPG	APG	PPG
2013-14	IND	28	0	226	17	40	.425	7	23	.304	6	7	.857	9	32	41	12	5	2	13	19	47	1.5	0.4	1.7
2014-15	IND	62	78	2381	251	634	.396	68	208	.327	159	193	.824	70	244	314	184	66	18	115	177	729	3.8	2.2	8.9
2015-16	IND	59	3	866	93	208	.447	24	74	.324	36	42	.857	39	127	166	57	37	11	33	68	246	2.8	1.0	4.2
2016-17	NOP	80	71	2374	183	478	.383	94	270	.348	103	128	.805	51	256	307	141	72	32	82	182	563	3.8	1.8	7.0
2017-18	NOP	12	1	187	11	41	.268	4	21	.190	3	6	.500	9	27	36	22	7	1	9	22	29	3.0	1.8	2.4
2018-19	NOP	44	15	878	68	178	.382	32	101	.317	23	32	.719	34	99	133	55	23	10	31	80	191	3.0	1.3	4.3
CAREER		305	168	6912	623	1579	.395	229	697	.329	330	408	.809	212	785	997	471	210	74	283	548	1085	3.3	1.5	5.9

## NBA Playoff Statistics

Season	TM	G	GS	MP	FG	FGA	FG%	3P	3PA	3P%	FT	FTA	FT%	ORB	DRB	TRB	AST	STL	BLK	TOV	PF	PTS	RPG	APG	PPG
2013-14	IND	1	0	1	0	0	--	0	0	--	0	0	--	0	0	0	0	0	0	0	0	0.0	0.0	0.0	0.0
2015-16	IND	7	0	198	14	31	.452	11	19	.579	15	16	.938	5	23	28	8	2	0	3	20	54	4.0	1.1	7.7
2017-18	NOP	9	0	114	9	25	.360	6	16	.375	9	10	.900	6	11	17	7	1	1	6	17	33	1.9	0.8	3.7
CAREER		17	0	313	23	56	.411	17	35	.486	24	26	.923	11	34	45	15	3	1	9	37	87	2.6	0.9	5.1

## PRO CAREER

**NBA Regular Season:** Six-year NBA veteran has appeared in 305 games (168 starts) for the Indiana Pacers and New Orleans Pelicans... Has averaged 5.9 points, 3.3 rebounds and 1.5 assists in 22.7 minutes while shooting 39.5 percent from the field, 32.9 percent from three-point range and 80.9 percent from the free throw line... Has officially missed 71 games due to injury... DNP (Coach's Decision) 83 times... Has missed 28 games as a healthy scratch on the team's inactive list... Has missed one game due to rest... Away from the team two games for personal reasons and two games while on assignment to the NBA G League... Has scored in double figures 69 times... Has grabbed double-digit rebounds four times... Has posted two double-doubles... His longest streak of consecutive games scoring in double figures is six (Nov. 1-10, 2014).

**NBA Playoffs:** Has come off the bench in all 17 of his postseason appearances and has averaged 5.1 points and 2.6 rebounds in 18.4 minutes while shooting 41.1 percent from the field, 48.6 percent from three-point range and 92.3 percent from the free throw line for the Indiana Pacers and New Orleans Pelicans... Has been a healthy scratch on the team's inactive list 18 times... Has scored in double figures twice.

**NBA G League:** Has started both of his appearances in one NBA G League season and has averaged 17.0 points, 3.5 rebounds, 3.0 assists, 1.00 steals and 1.00 blocks in 29.5 minutes while shooting 46.2 percent from the field, 38.5 percent from three-point range and 83.3 percent from the free throw line for the Fort Wayne Mad Ants... Has scored in double figures twice.

**NBA Transactions:** Selected by the Indiana Pacers with the 23rd overall pick in the first round of the 2013 NBA Draft on June 27, 2013... Signed a multi-year contract with the Indiana Pacers on July 3, 2013... Signed a multi-year contract with the New Orleans Pelicans on July 21, 2016... Traded by the New Orleans Pelicans with the draft rights to De'Andre Hunter, the draft rights to Jordan Bone and a conditional 2023 second round draft pick to the Atlanta Hawks for the draft rights to Jaxson Hayes, the draft rights to Nickell Alexander-Walker, the draft rights to Didi Louzada and a 2020 first round draft pick on July 7, 2019... Traded by the Atlanta Hawks with Miles Plumlee to the Memphis Grizzlies for Chandler Parsons on July 7, 2019.

**2018-19 (New Orleans):** Appeared in 44 games (15 starts) in his sixth NBA season and averaged 4.3 points, 3.0 rebounds and 1.3 assists in 20.0 minutes while shooting 38.2 percent from the field, 31.7 percent from three-point range and 71.9 percent from the free throw line... Missed 38 games... DNP (Coach's Decision) 37 times... A healthy scratch on the team's inactive list once... Scored in double figures four times... Scored a season-high 14 points on Dec. 7 vs. Memphis and March 31 vs. LA Lakers... Pulled down a season-high eight rebounds on Dec. 9 at Detroit... Collected a season-high four steals on Oct. 23 vs. LA Clippers.

**2017-18 (New Orleans):** Saw action in 12 games (one start) in his fifth NBA season and averaged 2.4 points, 3.0 rebounds and 1.8 assists in 15.6 minutes... Missed 70 games... Sideline the first 69 games of the season (Oct. 18-March 17) while recovering from surgery to repair a left hamstring tear... Missed one game (March 21) due to rest... Scored a season-high nine





points on March 27 vs. Portland... **NBA Playoffs:** Came off the bench in all nine postseason games and averaged 3.7 points and 1.9 rebounds in 12.7 minutes during the Pelicans' run to the Western Conference Semifinals... Averaged 4.3 points and 2.3 rebounds in 14.4 minutes in New Orleans' four-game first-round sweep of Portland... Recorded 3.2 points, 1.6 rebounds and 1.0 assists in 11.3 minutes in the Pelicans' five-game Western Conference Semifinals series against Golden State.

**2016-17 (New Orleans):** Competed in 80 games (71 starts) in his fourth NBA season and averaged 7.0 points, 3.8 rebounds and 1.8 assists in 29.7 minutes while shooting 38.3 percent from the field, 34.8 percent from three-point range and 80.5 percent from the free throw line... Missed two games (Dec. 16-18) for personal reasons... Scored in double figures 19 times, including two games with at least 20 points and one 30-point game... Scored a career-high 30 points (8-13 FG, 6-9 3P, 8-9 FT), tying a career high with seven assists, on March 17 vs. Houston... Dished out a career-high seven assists on Feb. 10 at Minnesota... Hauled down a season-high nine rebounds on Jan. 12 at Brooklyn... Played a career-high 47 minutes on Dec. 5 vs. Memphis, tallying nine points, seven rebounds and five assists.

**2015-16 (Indiana):** Appeared in 59 games (three starts) in his third NBA season and averaged 4.2 points, 2.8 rebounds and 1.0 assists in 14.7 minutes while shooting 44.7 percent from the field, 32.4 percent from three-point range and 85.7 percent from the free throw line... DNP (Coach's Decision) 23 times... Scored in double figures seven times, including one game with at least 20 points... Grabbed double-digit rebounds twice... Posted one double-double... Scored a season-high 25 points (8-15 FG, 7-11 3P, 2-2 FT), setting a career high for three-pointers made and a season-high with four steals, in the regular season finale on April 13 at Milwaukee... Registered a career-high tying 12 rebounds on April 10 vs. Brooklyn... **NBA Playoffs:** Appeared in all seven games during the Pacers' first-round series against Toronto and averaged 7.7 points, 4.0 rebounds and 1.1 assists in 28.3 minutes while shooting 45.2 percent from the field, 57.9 percent from three-point range and 93.8 percent from the free throw line... Scored in double figures twice... Scored a playoff career-high 13 points (1-3 FG, 1-3 3P, 10-10 FT) in Game 1 on April 16.

**2014-15 (Indiana):** Competed in 82 games (78 starts) in his second NBA season and averaged 8.9 points, 3.8 rebounds and 2.2 assists in 29.0 minutes while shooting 39.6 percent from the field, 32.7 percent from three-point range and 82.4 percent from the free throw line... The only Pacer to appear in all 82 regular season games... Established per-game career highs for scoring, rebounding and assists... Surpassed his scoring, rebounding and assist totals from his rookie season within the first nine games of the regular season... Led the team with 66 steals... Averaged 13.1 points and 5.5 rebounds in 15 November games... Scored in double figures 39 times, including three games with at least 20 points... Grabbed double-digit rebounds twice... Posted one double-double... Scored a season-high 28 points (10-19 FG, 1-3 3P, 7-11 FT) on Nov. 8 vs. Washington... Recorded 21 points and a career-high 12 rebounds for his first career double-double on Nov. 15 at Chicago.

**2013-14 (Indiana):** Saw action in 28 games as a reserve during his rookie season and averaged 1.7 points and 1.5 rebounds in 8.1 minutes... Missed 54 games... Sideline two games (April 4-6) with a sore back... DNP (Coach's Decision) 23 times... A healthy scratch on the team's inactive list 27 times... Away from the team two games (Dec. 31-Jan. 1) while on assignment to the NBA G League... Scored a season-high eight points in eight minutes on March 7 at Houston... Made his NBA debut in the season opener on Oct. 29 vs. Orlando, logging one rebound in eight minutes... **NBA Playoffs:** Appeared in one postseason game during the Pacers' run to the Eastern Conference Finals... A healthy scratch on the team's inactive list 18 times... Made his postseason debut on May 18 vs. Miami, logging one minute... **NBA G League (Fort Wayne):** Started two games for the Fort Wayne Mad Ants and averaged 17.0 points, 3.5 rebounds, 3.0 assists, 1.00 steals and 1.00 blocks in 29.5 minutes while shooting 46.2 percent from the field, 38.5 percent from three-point range and 83.3 percent from the free throw line... Scored in double figures both games.

## COLLEGE CAREER

Played four seasons at the University of Arizona (2009-13)... Appeared in 139 games (129 starts) for the Wildcats and averaged 10.3 points, 5.6 rebounds and 2.2 assists in 29.0 minutes while shooting 48.0 percent from the field, 37.5 percent from three-point range and 74.5 percent from the free throw line... Two-time All-Pac 12 First Team and NABC All-District (20) First Team selection as a junior (2012) and senior (2013)... Named to the Pac 12 All-Tournament team as a junior (2012)... Left Arizona tied for the most games played in program history and tied for third in starts... Scored in double figures 77 times, including seven games with at least 20 points... Grabbed double-digit rebounds 17 times... Recorded 14 double-doubles.

## PERSONAL

Born March 18, 1991 in Harvey, Illinois... Full name is Solomon Jamar Hill... Son of Solomon Crawford and LaVerne Hill... Went to high school in Los Angeles at Fairfax High School where he was tabbed a four-star recruit and competed in the LeBron James Skills Academy in 2008... Averaged 16.2 points, 11.7 rebounds and 5.1 assists in his senior season while leading his team to a national ranking of 24th and a state ranking of fourth.

## CAREER REGULAR SEASON GAME HIGHS

MIN	47	12/5/16, NOP VS MEM	FT	8	3/17/17, NOP VS HOU (3X)	AST	7	3/17/17, NOP VS HOU (2X)
FG	10	11/8/14, IND VS WAS	FTA	11	11/8/14, IND VS WAS	STL	4	10/23/18, NOP VS LAC (2X)
FGA	19	11/8/14, IND VS WAS	OREB	5	12/8/15, IND VS GSW (2X)	TOV	5	3/23/15, IND VS HOU
3P	7	4/13/16, IND AT MIL	DREB	10	4/12/16, IND VS NYK (2X)	BLK	3	12/12/04, IND AT TOR
3PA	11	4/13/16, IND AT MIL	REB	12	4/10/16, IND VS BRK (2X)	PTS	30	3/17/17, NOP VS HOU



# ANDRE IGUODALA

HEIGHT 6'6"    WEIGHT 215  
POSITION GUARD/FORWARD  
PRIOR TO NBA ARIZONA  
NBA SEASONS 15

## NBA Regular Season Statistics

Season	TM	G	GS	MP	FG	FGA	F6%	3P	3PA	3P%	FT	FTA	FT%	ORB	DRB	TRB	AST	STL	BLK	TOV	PF	PTS	PTS	APG	PPG
2004-05	PHI	82	82	2686	269	546	493	47	142	331	156	210	743	89	375	464	246	138	48	139	204	741	5.7	3.0	9.0
2005-06	PHI	82	82	3086	344	688	500	56	158	354	263	359	754	117	364	481	255	135	21	153	198	1007	5.9	3.1	12.3
2006-07	PHI	76	76	3062	443	991	447	48	155	310	452	551	820	77	357	434	432	152	33	261	200	1386	5.7	5.7	18.2
2007-08	PHI	82	82	3242	582	1277	456	101	307	329	365	506	721	85	361	446	391	171	49	214	187	1630	5.4	4.8	19.9
2008-09	PHI	82	82	3269	549	1147	473	80	261	307	377	521	724	92	379	471	434	131	36	222	152	1541	5.7	5.3	18.8
2009-10	PHI	82	82	3193	496	1120	443	94	303	310	315	430	733	82	447	529	472	141	55	218	145	1401	6.5	5.8	17.1
2010-11	PHI	67	67	2469	338	759	445	61	181	337	208	300	693	61	326	387	422	101	38	138	109	945	5.8	6.3	14.1
2011-12	PHI	62	67	2469	338	759	445	61	181	337	208	300	693	61	326	387	422	101	38	138	109	945	5.8	6.3	14.1
2012-13	DEN	80	80	2779	396	979	451	91	287	317	155	270	574	82	341	423	433	139	52	206	127	1038	5.3	5.4	13.0
2013-14	GSW	63	63	2040	220	458	480	62	175	354	86	132	652	53	240	293	263	95	18	100	103	588	4.7	4.2	9.3
2014-15	GSW	77	0	2069	231	496	466	74	212	349	68	114	596	44	213	257	228	89	25	88	100	604	3.3	3.0	7.8
2015-16	GSW	65	1	1732	176	368	478	54	154	351	51	83	614	52	211	263	219	73	19	79	102	457	4.0	3.4	7.0
2016-17	GSW	76	0	1998	219	415	528	64	177	362	72	102	706	51	253	304	261	76	39	58	97	574	4.0	3.4	7.6
2017-18	GSW	64	7	1622	148	320	463	33	117	282	55	87	632	50	196	246	210	54	38	67	99	384	3.8	3.3	6.0
2018-19	GSW	68	13	1578	151	302	500	48	144	333	39	67	582	48	204	252	216	61	51	52	95	389	3.7	3.2	5.7
CAREER		1108	779	37034	4842	10398	466	989	2966	333	2783	3918	710	1039	4592	5631	4821	1663	552	2110	2010	13456	5.1	4.4	12.1

## NBA Playoff Statistics

Season	TM	G	GS	MP	FG	FGA	F6%	3P	3PA	3P%	FT	FTA	FT%	ORB	DRB	TRB	AST	STL	BLK	TOV	PF	PTS	PTS	APG	PPG
2004-05	PHI	5	5	192	20	43	465	3	9	333	6	12	500	8	15	23	15	14	5	5	12	49	4.6	3.0	9.8
2007-08	PHI	6	6	234	23	69	333	2	14	143	31	43	721	6	23	29	30	13	1	26	11	79	4.8	5.0	13.2
2008-09	PHI	6	6	269	44	98	449	11	28	393	30	46	652	6	32	38	40	11	0	24	9	129	6.3	6.7	21.5
2010-11	PHI	5	5	182	22	52	423	3	14	214	10	14	714	7	28	35	34	5	2	14	16	57	7.0	6.8	11.4
2011-12	PHI	13	13	505	58	151	384	19	49	388	33	56	589	17	57	74	48	19	5	19	32	168	5.7	3.7	12.9
2012-13	DEN	6	6	243	38	76	500	14	29	483	18	25	720	9	39	48	32	12	2	17	9	108	8.0	5.3	18.0
2013-14	GSW	7	7	248	32	62	8	15	533	20	33	606	5	28	33	31	9	2	21	19	92	92	4.7	4.4	13.1
2014-15	GSW	21	3	635	81	171	474	29	82	354	27	65	415	16	78	94	75	25	7	14	42	218	4.5	3.6	10.4
2015-16	GSW	24	3	767	78	164	476	25	65	385	32	57	561	35	70	105	90	29	10	23	37	213	4.4	3.8	8.9
2016-17	GSW	16	0	419	46	101	455	8	42	190	15	26	577	9	56	65	51	14	7	16	29	115	4.1	3.2	7.2
2017-18	GSW	15	12	401	42	85	494	14	37	378	24	34	706	11	57	68	41	21	7	14	29	122	4.5	2.7	8.1
2018-19	GSW	21	15	629	82	166	494	28	80	350	14	37	378	27	64	91	83	24	23	21	43	206	4.3	4.0	9.8
CAREER		145	81	4724	566	1238	457	164	464	353	260	448	550	156	547	703	570	196	71	214	288	1556	4.8	3.9	10.7

## PRO CAREER

**NBA Regular Season:** Fifteen-year NBA veteran has appeared in 1,108 games (779 starts) for the Philadelphia 76ers, Denver Nuggets and Golden State Warriors... Has averaged 12.1 points, 5.1 rebounds, 4.4 assists and 1.50 steals in 33.4 minutes while shooting 46.6 percent from the field, 33.3 percent from three-point range and 71.0 percent from the free throw line... One of 13 players in NBA history with at least three NBA championships and win NBA Finals MVP (started in 1969), joining Kareem Abdul-Jabbar, Larry Bird, Kobe Bryant, Tim Duncan, LeBron James, Dennis Johnson, Magic Johnson, Michael Jordan, Shaquille O'Neal, Tony Parker, Dwyane Wade and James Worthy... Has officially missed 88 games due to injury or illness... Has missed 13 games due to rest/load management... Has scored in double figures 652 times, including 197 games with at least 20 points and 15 games with at least 30 points... His longest streak of consecutive games scoring in double figures is 63 (Dec. 1, 2007-April 9, 2008)... Has grabbed double-digit rebounds 63 times... Has recorded double-digit assists 46 times... Has posted 81 double-doubles, including nine triple-doubles... Has recorded 272 games with multiple three-pointers... His longest streak of consecutive games with a double-double is four (Nov. 6-14, 2008)... His longest streak of consecutive games with a three-pointer made is 13 (Feb. 27-March 22, 2008)... Ranks third among active players and 25th in NBA history in total steals (1,663) and 14th among active players in steals per game (1.50)... Has ranked among the top 10 in steals per game in six seasons (2004-05, 2006-07, 2007-08, 2008-09, 2009-10, 2011-12)... Has recorded 479 games with multiple steals... His longest streak of consecutive games with a steal is 30 (Feb. 19-Oct. 31, 2013)... Has recorded 105 games with multiple blocks... His longest



streak of consecutive games with a block is seven (March 31-April 12, 2010)... Has played in all 82 regular season games five times (2004-05, 2005-06, 2007-08, 2008-09, 2009-10).

**NBA Playoffs:** Has appeared in 145 postseason games (81 starts) with the Philadelphia 76ers, Denver Nuggets and Golden State Warriors... Won three NBA championships as a member of the Warriors (2015, 2017, 2018) and was named the 2015 NBA Finals MVP... Holds postseason career averages of 10.7 points, 4.8 rebounds, 3.9 assists and 1.35 steals in 32.6 minutes while shooting 45.7 percent from the field, 35.3 percent from three-point range and 58.0 percent from the free throw line... Has qualified for the postseason 12 times in his 15-year career... Has scored in double figures 75 times, including 16 games with at least 20 points... Has grabbed double-digit rebounds four times... Has recorded double-digit assists twice... Has posted six double-doubles.

**NBA Transactions:** Selected by the Philadelphia 76ers with the ninth overall pick in the first round of the 2004 NBA Draft on June 24, 2004... Signed a multi-year contract with the Philadelphia 76ers on July 2, 2004... Signed a multi-year contract with the Philadelphia 76ers on Aug. 18, 2008... Traded by the Philadelphia 76ers to the Denver Nuggets for Arron Afflalo, Al Harrington, a 2013 second round draft pick and 2014 first round draft pick as part of a four-team trade also including the Los Angeles Lakers and Orlando Magic on Aug. 10, 2012... Signed-and-traded by the Denver Nuggets with Kevin Murphy to the Golden State Warriors for Andris Biedrins, Richard Jefferson, Brandon Rush, two future first round draft picks (2014, 2017), three future second round draft picks (2016, 2017, 2018) and cash considerations as part of a three-team trade also including the Utah Jazz on July 10, 2013... Signed a multi-year contract with the Golden State Warriors on July 11, 2017... Traded by the Golden State Warriors with a 2024 first round draft pick and cash considerations to the Memphis Grizzlies for Julian Washburn on July 7, 2019.

**Honors:** 2014-15 NBA Finals MVP... 2013-14 NBA All-Defensive First Team... 2011-12 NBA All-Star... 2010-11 NBA All-Defensive Second Team... 2006 T-Mobile Rookie Challenge MVP... 2004-05 NBA All-Rookie First Team.

**2018-19 (Golden State):** Appeared in 68 games (13 starts) during his 15th NBA season and averaged 5.7 points, 3.7 rebounds and 3.2 assists in 23.2 minutes while shooting 50.0 percent from the field, 33.3 percent from three-point range and 58.2 percent from the free throw line... Named First Vice President of the NBPA Executive Committee on Feb. 18... Missed a total of 14 games... Sidelined 12 games due to injury or medical, including one game (Oct. 19) with left calf tightness, three games (Dec. 10-14) with left hip tightness, one game (Feb. 13) with left hamstring soreness, one game (Feb. 28) due to illness, one game (March 18) due to dental work and four games (April 4-9) with left toe soreness... Missed two games (Nov. 5, March 24) due to load management... Scored in double figures 11 times, including one game with at least 20 points... Led the team in scoring once, in rebounding four times and in assists once... Averaged 4.9 points, 3.5 rebounds and 3.1 assists in 26.6 minutes in 13 starts... Scored a season-high 23 points (9-12 FG, 3-5 3P, 2-2 FT) in 27 minutes on Dec. 25 vs. LA Lakers... **NBA Playoffs:** Appeared in 21 games (15 starts) and averaged 9.8 points, 4.3 rebounds, 4.0 assists, 1.14 steals and 1.10 blocks in 30.0 minutes in Golden State's fifth consecutive run to the NBA Finals... Scored in double figures 10 times, including one game with at least 20 points... Appeared in six games as a reserve in the First Round against the Los Angeles Clippers and averaged 10.0 points, 3.8 rebounds, 4.7 assists, 1.17 steals and 1.17 blocks in 25.7 minutes... Started all six games in the Western Conference Semifinals against the Houston Rockets and averaged 13.5 points, 4.7 rebounds, 3.3 assists and 1.17 steals in 34.6 minutes... Saw action in three games (all starts) in the Western Conference Finals against the Portland Trail Blazers and averaged 3.3 points, 4.3 rebounds, 3.7 assists and 1.33 steals in 25.4 minutes... Missed one game (May 20) with left calf tightness... Started all six games in the NBA Finals against the Toronto Raptors and averaged 9.2 points, 4.5 rebounds, 4.0 assists, 1.00 steals and 1.50 blocks in 31.4 minutes.

**2017-18 (Golden State):** Appeared in 64 games (seven starts) in his 14th NBA season and averaged 6.0 points, 3.8 rebounds and 3.3 assists in 25.4 minutes while shooting 46.3 percent from the field, 28.2 percent from three-point range and 63.2 percent from the free throw line... Missed a total of 18 games... Sidelined 16 games due to injury/illness, including one game (Oct. 17) with a back strain, two games (Dec. 1-3) with a sore left knee, one game (Dec. 20) with flu-like symptoms, one game (Jan. 3) with a low back strain and hip strain, two games (Jan. 17-20) with a left calf contusion, three games (March 8-11) with a left wrist sprain and the final six games of the regular season (March 31-April 10) with left knee soreness... Missed two games (Nov. 11, Feb. 2) due to rest... Scored in double figures 13 times... Recorded double-digit assists once... Led the team in rebounding three times and in assists five times... Averaged 8.6 points, 3.7 rebounds and 3.6 assists in 26.6 minutes in seven starts... Stole the ball from Kent Bazemore, leading to a fast-break dunk with 6.1 seconds remaining, to seal the win on March 2 at Atlanta...

**NBA Playoffs:** Competed in 15 games (12 starts) and averaged 8.1 points, 4.5 rebounds, 2.7 assists and 1.40 steals in 26.8 minutes to help guide Golden State to its second straight NBA championship and third in four years... Missed six games (Games 4-7 of the Western Conference Finals, Games 1-2 of the NBA Finals) with a left lateral leg contusion/bone bruise... Scored in double figures seven times... Started five games in the First Round against the San Antonio Spurs and averaged 7.6 points, 5.2 rebounds and 3.6 assists in 27.1 minutes... Appeared in five games (four starts) in the Western Conference Semifinals against the New Orleans Pelicans and averaged 7.8 points, 5.0 rebounds, 3.4 assists and 2.00 steals in 27.9 minutes... Started three games in the Western Conference Finals against the Houston Rockets and averaged 8.7 points, 4.3 rebounds, 1.7 assists and 1.67 steals in 27.2 minutes... Appeared in two games as a reserve in the NBA Finals against the Cleveland Cavaliers and averaged 9.5 points, 2.0 rebounds, 1.50 steals and 1.00 blocks in 22.3 minutes.

**2016-17 (Golden State):** Came off the bench in all 76 of his appearances during his 13th NBA season and averaged 7.6 points, 4.0 rebounds, 3.4 assists and 1.00 steals in 26.3 minutes while shooting a career-high 52.8 percent from the field, 36.2 percent from three-point range and 70.6 percent from the free throw line... Named a finalist for the NBA Sixth Man of the Year Award



# ANDRE IGUODALA

along with Houston's Eric Gordon (winner) and Lou Williams... Missed a total of six contests... Sidelined one game (March 21) with a left hip strain... Missed five games (Dec. 10, Jan. 23, March 11, April 5, April 12) due to rest... Led the league in assist-to-turnover ratio (4.50) and led all reserves (min. 50 games) in plus/minus per game (+6.9)... Scored in double figures 22 times, including three games with at least 20 points... Grabbed double-digit rebounds twice... Scored a season-high 24 points (6-8 FG, 4-6 3P, 8-11 FT) in 35 minutes on March 6 at Atlanta... Reached 5,000 career rebounds on his 33rd birthday on Jan. 28 at LA Clippers... **NBA Playoffs:** Appeared in 16 games as a reserve and averaged 7.2 points, 4.1 rebounds and 3.2 assists in 26.2 minutes to help lead Golden State to its second NBA championship in the last three years... Missed one game (Game 2 of the Western Conference Finals) with left knee soreness... Scored in figures four times, including one game with at least 20 points... Grabbed double-digit rebounds once... Came off the bench in four games in the First Round against the Portland Trail Blazers and averaged 7.3 points, 6.0 rebounds and 4.5 assists in 30.0 minutes... Saw action in four games during the Western Conference Semifinals against the Utah Jazz and averaged 8.0 points, 4.0 rebounds and 2.8 assists in 26.7 minutes... Played three games during the Western Conference Finals against the San Antonio Spurs and averaged 3.7 points, 2.7 rebounds, 1.7 assists and 1.00 steals in 17.1 minutes... Saw action in five games during the NBA Finals against the Cleveland Cavaliers and averaged 8.6 points, 3.4 rebounds, 3.4 assists, 1.20 steals and 1.00 blocks in 28.2 minutes.

**2015-16 (Golden State):** Appeared in 65 games (one start) in his 12th NBA season and averaged 7.0 points, 4.0 rebounds, 3.4 assists and 1.12 steals in 26.6 minutes while shooting 47.8 percent from the field, 35.1 percent from three-point range and 61.4 percent from the free throw line... Missed a total of 17 games... Sidelined 16 games due to injury, including three games (March 1, March 6-7) with left hamstring tightness and 13 games (March 12-April 3) with a left ankle sprain... Missed one game (Jan. 30) for rest... Scored in double figures 17 times, including three games with at least 20 points... Grabbed double-digit rebounds once... Posted one double-double (13 points, 10 rebounds) on Dec. 11 at Boston... Scored a season-high 20 points on Nov. 11 at Memphis, Dec. 31 at Houston and Jan. 18 at Cleveland... **NBA Playoffs:** Appeared in 24 games (three starts) and averaged 8.9 points, 4.4 rebounds, 3.8 assists and 1.21 steals in 32.0 minutes in leading Golden State to its second straight NBA Finals... Scored in double figures eight times, including one game with at least 20 points... Appeared in five games as a reserve in the First Round against the Houston Rockets and averaged 11.0 points, 3.0 rebounds, 4.6 assists and 1.00 steals in 27.9 minutes... Completed in five games off the bench in the Western Conference Semifinals against the Portland Trail Blazers and averaged 6.8 points, 4.0 rebounds and 3.0 assists in 31.5 minutes... Played seven games (one start) during the Western Conference Finals against the Oklahoma City Thunder and averaged 8.6 points, 3.7 rebounds, 3.3 assists and 2.00 steals in 33.1 minutes... Appeared in seven games in the NBA Finals against the Cleveland Cavaliers and averaged 9.1 points, 6.3 rebounds and 4.1 assists in 34.1 minutes.

**2014-15 (Golden State):** Came off the bench in all of his 77 appearances in his 11th NBA season and averaged 7.8 points, 3.3 rebounds, 3.0 assists and 1.16 steals in 26.9 minutes while shooting 46.6 percent from the field, 34.9 percent from three-point range and 59.6 percent from the free throw line... Missed five games (Jan. 16, Jan. 23, Feb. 27, March 13, March 28) due to rest... Led all NBA reserves (min. 40 games off the bench) in plus/minus per game (+5.7) and Net Rating (12.2)... Scored in double figures 21 times, including three games with at least 20 points... Scored a season-high 21 points on March 18 vs. Atlanta and March 24 at Portland... In his 759th regular season game (807th including playoffs), came off the bench for the first time in his career in the season opener on Oct. 29 at Sacramento... **NBA Playoffs:** Named the NBA Finals MVP after helping guide Golden State win the NBA championship... Joined Rick Barry (1975) as the only MVPs in franchise history and the first Finals MVP in NBA history to win the award without having started a single regular season game that season... Appeared in 21 games (three starts) and averaged 10.4 points, 4.5 rebounds, 3.6 assists and 1.19 steals in 30.2 minutes... Came off the bench in four games during the First Round against the New Orleans Pelicans and averaged 6.3 points, 3.3 rebounds and 2.8 assists in 28.0 minutes... Saw action in six games as a reserve during the Western Conference Semifinals against the Memphis Grizzlies and averaged 10.0 points, 4.3 rebounds and 3.2 assists in 27.3 minutes... Competed in five games off the bench in the Western Conference Finals against the Houston Rockets and averaged 7.0 points, 4.0 rebounds, 4.2 assists and 2.20 steals in 27.3 minutes... Appeared in six games (three starts) in the NBA Finals against the Cleveland Cavaliers and averaged 16.3 points, 5.8 rebounds, 4.0 assists and 1.33 steals in 37.1 minutes... Started each of the last three games of the Finals to help lead the Warriors to three straight victories to close the series.

**2013-14 (Golden State):** Started all 63 of his games played in his 10th NBA season and averaged 9.3 points, 4.7 rebounds, 4.2 assists and 1.51 steals in 32.4 minutes while shooting 48.0 percent from the field, 35.4 percent from three-point range and 65.2 percent from the free throw line... Earned NBA All-Defensive First Team honors, the first All-Defensive Team selection for the Warriors since Latrell Sprewell was named to the Second Team in 1993-94 and the first time a Warrior was named to the First Team since Nate Thurmond in 1970-71... Marked his second career All-Defensive recognition after named to the Second Team with Philadelphia in 2010-11... Missed a total of 19 games... Sidelined 18 games due to injury, including 12 games (Nov. 23-Dec. 15) with a left hamstring strain and six games (March 18-22, April 2, April 11, April 14) with right knee tendinitis... Missed one game (April 16) for rest... Led the NBA in plus/minus differential (+9.0)... Scored in double figures 24 times, including three games with at least 20 points and one game with at least 30 points... Grabbed double-digit rebounds twice... Recorded double-digit assists four times... Posted two double-doubles... Pulled down a season-high 11 rebounds on Feb. 22 vs. Brooklyn... Dished out a season-high 14 assists on Nov. 20 vs. Memphis... Scored a season-high 32 points (11-18 FG, 7-11 3P, 3-4 FT) on Nov. 4 at Philadelphia... Tallied seven points, four rebounds, four assists and two steals in his Warriors debut on Oct. 30 vs. LA Lakers... Made two buzzer-beaters, his fourth and fifth career game-winners with less than three seconds remaining, by hitting a jumper on Nov. 14 vs. Oklahoma City and a three-pointer on Jan. 3 at Atlanta... **NBA Playoffs:** Appeared in seven games (all





(starts) during the First Round against the Los Angeles Clippers and averaged 13.1 points, 4.7 rebounds, 4.4 assists and 1.29 steals in 35.4 minutes... Set postseason career highs by shooting 51.6 percent from the field and 53.3 percent from three-point range... Scored in double figures five times, including one game with at least 20 points.

**2012-13 (Denver):** Started all of his 80 games played during his ninth NBA season and averaged 13.0 points, 5.3 rebounds, 5.4 assists and 1.74 steals in 34.7 minutes while shooting 45.1 percent from the field, 31.7 percent from three-point range and 57.4 percent from the free throw line... Missed two games (Feb. 12-13) with a strained neck... Ranked 11th in the NBA in steals per game and third among shooting guards in assists per game behind only Kobe Bryant (6.0) and James Harden (5.8)... Scored in double figures 59 times, including 11 games with at least 20 points... Grabbed double-digit rebounds seven times... Recorded double-digit assists four times... Posted 10 double-doubles, including one triple-double (12 points, season-high 13 rebounds, 10 assists) on April 10 vs. San Antonio... Scored a season-high 29 points on Nov. 23 vs. Golden State and matched that total on Feb. 27 at Portland... Dished out a season-high 14 assists on April 6 vs. Houston... **NBA Playoffs:** Appeared in six games (all starts) in the First Round against the Golden State Warriors and averaged 18.0 points, 8.0 rebounds, 5.3 assists and 2.00 steals in 40.5 minutes... Joined LeBron James and Kevin Durant as the only players to average at least 18.0 points, 8.0 rebounds and 5.0 assists during the 2013 NBA Playoffs... Led the Nuggets during the postseason in assists, steals and minutes while ranking second in points and rebounds... Scored in double figures five times, including two games with at least 20 points... Grabbed double-digit rebounds twice and posted one double-double.

**2011-12 (Philadelphia):** Started all of his 62 appearances during his eighth NBA season and averaged 12.4 points, 6.1 rebounds, 5.5 assists and 1.73 steals in 35.6 minutes while shooting 45.4 percent from the field, a career-high 39.4 percent from three-point range and 61.7 percent from the free throw line... Named an Eastern Conference All-Star, his first career All-Star selection... Tallied 12 points (6-7 FG) in 14 minutes at the 2012 NBA All-Star Game in Orlando... Missed a total of four games... Sidelined two games (March 25-27) with left patella tendinitis... Sat out the final two games of the regular season (April 25-26) for rest... Ranked ninth in the NBA in assist-to-turnover ratio (2.95), sixth in steals and 16th in assists... Scored in double figures 48 times, including five games with at least 20 points... Grabbed double-digit rebounds seven times... Recorded double-digit assists five times... Posted eight double-doubles, including one triple-double (10 points, 10 rebounds, 10 assists) on Jan. 28 vs. Detroit... Scored a season-high 23 points on Jan. 14 at Washington and matched that total on April 17 vs. Indiana... Totaled a season-high 11 assists on Jan. 23 vs. Washington... Corralled a season-high 13 rebounds on April 18 at Cleveland... **NBA Playoffs:** Appeared in 13 games (all starts) and averaged 12.9 points, 5.7 rebounds, 3.7 assists and 1.46 steals in 38.8 minutes... Won his first playoff series, leading the No. 8 seed 76ers over the No. 1 seed Chicago Bulls (4-2) in the First Round... Scored 20 points, including the series-clinching free throws with 2.2 seconds remaining, in Philadelphia's Game 6 win on May 10 vs. Chicago... Started all six games and averaged 12.0 points, 5.8 rebounds, 3.9 assists and 1.75 steals in 40.2 minutes in the First Round against the Bulls... Started all seven games during the Eastern Conference Semifinals against the Boston Celtics and averaged 13.7 points, 5.6 rebounds, 3.9 assists and 1.14 steals in 37.7 minutes.

**2010-11 (Philadelphia):** Appeared in 67 games (all starts) in his seventh NBA season and averaged 14.1 points, 5.8 rebounds, a career-high 6.3 assists and 1.51 steals in 36.9 minutes while shooting 44.5 percent from the field, 33.7 percent from three-point range and 69.3 percent from the free throw line... Named to the NBA All-Defensive Second Team, his first career All-Defensive honor... Missed a total of 15 games due to injury, including 13 games (Nov. 7-10, Nov. 16-19, Dec. 27-Jan. 8, March 19) with right Achilles tendinitis and the final two games of the regular season (April 11-13) with knee tendinitis... Saw his streak of 252 consecutive games played/started end on Nov. 7 at New York... Joined LeBron James as the only NBA players to average at least 14.0 points, 5.0 rebounds and 6.0 assists... Scored in double figures 54 times, including 11 games with at least 20 points... Grabbed double-digit rebounds six times... Dished out double-digit assists nine times... Posted 11 double-doubles, including three triple-doubles (3-0 record)... One of four players (LeBron James, Rajon Rondo, Russell Westbrook) with at least three triple-doubles... Scored a season-high 27 points with 10 assists on Oct. 29 vs. Atlanta... Had 18 points and a career-high 16 assists on Feb. 4 vs. New York... Registered his first triple-double of the season with 13 points, a season-high 12 rebounds and 10 assists on Feb. 16 at Houston... Posted his second triple-double with 22 points, 10 rebounds and 13 assists on March 4 vs. Minnesota... Logged his third triple-double the following game with 15 points, 11 rebounds and 10 assists on March 6 vs. Golden State... **NBA Playoffs:** Appeared in five games (all starts) in the First Round against the Miami Heat and averaged 11.4 points, 7.0 rebounds, 6.8 assists and 1.00 steals in 36.4 minutes... Scored in double figures three times, including one game with at least 20 points... Grabbed double-digit rebounds once... Recorded double-digit assists once... Posted two double-doubles.

**2009-10 (Philadelphia):** Started all 82 games for the third consecutive year during his sixth NBA season and averaged 17.1 points, a career-high 6.5 rebounds, 5.8 assists and 1.72 steals in 38.9 minutes while shooting 44.3 percent from the field, 31.0 percent from three-point range and 73.3 percent from the free throw line... Ranked second in the NBA in total minutes played, seventh in steals and tied for 14th in assists... Joined LeBron James as the only players to average at least 17.0 points, 6.0 rebounds and 5.0 assists... Scored in double figures 71 times, including 29 games with at least 20 points and four games with at least 30 points... Grabbed double-digit rebounds seven times... Recorded double-digit assists four times... Posted 11 double-doubles... Pulled down a career-high 17 rebounds on March 15 vs. New York... Recorded season highs with 33 points (9-14 FG, 4-7 3P, 11-14 FT), 11 assists and five steals to go with eight rebounds in 49 minutes on April 3 vs. Toronto.

**2008-09 (Philadelphia):** Started all 82 games for the second straight year during his fifth NBA season and averaged 18.8 points, 5.7 rebounds, 5.3 assists and 1.60 steals in 39.9 minutes while shooting 47.3 percent from the field, 30.7 percent from three-point range and 72.4 percent from the free throw line... Led the NBA in minutes per game and total minutes played (3,269) while



# ANDRE IGUODALA

PLAYERS

ranking 27th in scoring, 21st in assists, 10th in steals and 12th in free throw attempts... Joined LeBron James, Chris Paul and Dwyane Wade as the only NBA players to average at least 18.0 points, 5.0 rebounds and 5.0 assists... Scored in double figures 75 times, including 39 games with at least 20 points and two games with at least 30 points... Grabbed double-digit rebounds six times... Dished out double-digit assists five times... Posted 11 double-doubles... Handed out a season-high 12 assists on Nov. 21 vs. LA Clippers... Posted 20 points (7-16 FG, 14-17 FT) on Dec. 31 at LA Clippers, setting a career high for free throws made... Corralled a season-high 12 rebounds on Jan. 19 vs. Dallas... Scored a season-high 31 points (13-19 FG, 1-2 3P, 4-6 FT) on April 4 vs. Detroit... **NBA Playoffs:** Appeared in six games (all starts) during the First Round against the Orlando Magic and averaged 21.5 points, 6.3 rebounds, 6.7 assists and 1.83 steals in 44.8 minutes... Scored in double figures in all six games, including five games with at least 20 points... Recorded double-digit assists once... Posted one double-double.

**2007-08 (Philadelphia):** Started all 82 games in his fourth NBA season and averaged a career-high 19.9 points, 5.4 rebounds, 4.8 assists and 2.09 steals in 39.5 minutes while shooting 45.6 percent from the field, 32.9 percent from three-point range and 72.1 percent from the free throw line... Ranked sixth in the NBA in steals, sixth in minutes played, tied for 28th in scoring and tied for 26th in assists... Joined Caron Butler as the only qualifying players to average at least 19.0 points, 5.0 rebounds, 4.0 assists and 2.00 steals... Scored in double figures 79 times, including a career-high 43 games with at least 20 points and four games with at least 30 points... Grabbed double-digit rebounds six times... Recorded double-digit assists four times... Posted eight double-doubles... Scored a season-high 33 points (13-21 FG, 2-4 3P, 5-8 FT) on Jan. 26 at Charlotte... **NBA Playoffs:** Started all six games in the First Round against the Detroit Pistons and averaged 13.2 points, 4.8 rebounds, 5.0 assists and 2.17 steals in 39.0 minutes... Scored in double figures five times, including one game with at least 20 points.

**2006-07 (Philadelphia):** Started all of his 76 appearances in his third NBA season and averaged 18.2 points, 5.7 rebounds, 5.7 assists and 2.00 steals in a career-high 40.3 minutes while shooting 44.7 percent from the field, 31.0 percent from three-point range and a career-high 82.0 percent from the free throw line... Missed six games (March 23, April 10-11, April 15-18) with a lower back strain, the first missed games of his career... At the time, his streak of 232 consecutive games started was the third-longest active streak in the NBA... Ranked fourth in the NBA in steals and tied for fourth in the NBA in minutes while placing 29th in scoring and tied for 16th in assists... Joined Kobe Bryant, LeBron James and Tracy McGrady as the only qualifying players to average at least 18.0 points, 5.0 rebounds and 5.0 assists... Scored in double figures 71 times, including 33 games with at least 20 points and four games with at least 30 points... Grabbed double-digit rebounds three times... Recorded double-digit assists eight times... Posted seven double-doubles, including three triple-doubles... Collected 18 points, a season-high 16 rebounds and 10 assists on Nov. 22 at Milwaukee... Scored a career-high 34 points (10-18 FG, 2-4 3P, 12-12 FT) in a career-high 52 minutes on Jan. 24 at Cleveland... Registered a season-high 15 assists on Feb. 5 vs. New Jersey and March 28 at Washington.

**2005-06 (Philadelphia):** Started all 82 games for the second straight year in his second NBA season and averaged 12.3 points, 5.9 rebounds, 3.1 assists and 1.65 steals in 37.6 minutes while shooting 50.0 percent from the field, 35.4 percent from three-point range and 75.4 percent from the free throw line... Became the first 76ers player since Clarence Weatherspoon (1992-94) to play and start in all 82 games in each of his first two seasons with the team... Ranked 14th in the NBA in steals... Named MVP of the 2006 T-Mobile Rookie Challenge at NBA All-Star Weekend in Houston, tallying 30 points, six rebounds, three assists and four steals for the Sophomore team... Finished second in the Sprite Rising Stars Slam Dunk Competition, edged by New York's Nate Robinson in the NBA's first-ever dunk contest tiebreaker... Scored in double figures 55 times, including 10 games with at least 20 points... Grabbed double-digit rebounds eight times... Recorded double-digit assists once... Posted seven double-doubles... Recorded a career-high six steals on Dec. 9 vs. Charlotte and Feb. 24 at Milwaukee... Tallied a season-high 27 points on April 18 vs. New Jersey.

**2004-05 (Philadelphia):** Started all 82 games as a rookie and averaged 9.0 points, 5.7 rebounds, 3.0 assists and 1.68 steals in 32.8 minutes while shooting 49.3 percent from the field, 33.1 percent from three-point range and 74.3 percent from the free throw line... Named to the NBA All-Rookie First Team... Was the only 76ers player to start every game and became the first 76ers rookie to start all 82 games in a season since Clarence Weatherspoon (1992-93)... Ranked eighth in the NBA in steals per game... Finished with 138 steals, the third-most steals by a 76ers rookie in franchise history... Tallied 11 points, seven rebounds and four assists in the got milk? Rookie Challenge at NBA All-Star Weekend in Denver... Scored in double figures 32 times, including three games with at least 20 points... Grabbed double-digit rebounds eight times... Recorded double-digit assists once... Posted five double-doubles, including one triple-double... Made his NBA debut with eight points in 20 minutes on Nov. 3 at Boston... Swiped a career-high six steals to go with eight points and 11 rebounds on Nov. 21 at Miami... Scored a season-high 22 points with 10 rebounds for his first career double-double on Dec. 27 at Portland... Matched his season high with 22 points on Jan. 10 vs. Portland... Recorded his first career triple-double with 10 points, 10 rebounds and a season-high 10 assists on March 23 vs. Detroit... **NBA Playoffs:** Started all five games in the First Round against the Detroit Pistons and averaged 9.8 points, 4.6 rebounds, 3.0 assists and 2.80 steals in 38.4 minutes... Scored in double figures three times... Made his NBA playoff debut in Game 1 on April 23 at Detroit, tallying 10 points, four rebounds, four assists and two steals in 40 minutes.

## NATIONAL TEAM

Named a member of the 2014 USA Basketball Men's National Team player pool but had to withdraw from consideration for the 2014 World Cup due to injury... Won an Olympic gold medal with the USA Basketball Men's National Team at the 2012 Olympic Games in London, averaging 4.3 points, 2.8 rebounds and 1.4 assists while shooting 70.0 percent from the field... Started for Team USA at the 2010 FIBA World Championship in Turkey, averaging 5.7 points, 4.6 rebounds and 1.9 assists to help Team USA capture gold... Member of the U.S. Select Team in 2008, which helped prepare Team USA for the Olympic Games.





## COLLEGE CAREER


Played two years at the University of Arizona (2002-04)... Appeared in 62 games (34 starts) for the Wildcats and averaged 9.6 points, 6.6 rebounds, 3.4 assists and 1.53 steals in 25.4 minutes while shooting 42.4 percent from the field, 27.4 percent from three-point range and 73.8 percent from the free throw line... Posted 10 career double-doubles and three triple-doubles... Joined Jason Kidd (California) as the only Pac-10 players to register multiple triple-doubles in a season... Appeared in five NCAA Tournament games... Named to the All-Pac 10 Team, earned All-District 9 honors from the USBWA, named Honorable Mention by The Associated Press and received Second Team Pac-10 All-Academic honors in his final season (2003-04)... Named to the Pac-10 All-Freshman Team (2002-03).

## PERSONAL

Born January 28, 1984 in Springfield, Illinois... Full name is Andre Tyler Iguodala... Son of Linda Shanklin... Married his wife, Christina, in August 2015 in Cabo... Has a son, Andre Tyler II... Brother Frank played basketball at Lake Land College (Mattoon, IL; 2000-02), and the University of Dayton (2002-04)... During the summer of 2001, named the AAU national tournament Most Valuable Player after hitting the game-winning shot at the final buzzer to give his team the 17-and-under national title... Also earned three letters in track and field in high school... Majored in education at Arizona... Has an interest in technology and cites post-playing career opportunities in the Bay Area as one of the factors in choosing to sign with Golden State in 2013... Together with Stephen Curry, led the inaugural Players Technology Summit, presented by Bloomberg, in August 2017 in San Francisco, which brought together top leaders in the technology, venture capital and sports communities to exchange ideas and share expertise... Led the inaugural NBPA Tech Summit in San Francisco in July 2016, which helped provide current and former NBA players with educational content and presentations from executives of major media and technology companies, site visits to several media and technology companies in Silicon Valley, networking opportunities with senior executives and influencers, and workshops designed to identify opportunities for players to pursue both during and after their NBA careers... Spoke at TechCrunch Disrupt San Francisco in September 2015, discussing his life of basketball and business as well as his passion for the tech industry... Was an investor and served as the Men's Style Director for Twice, an online clothing retailer... Awarded the key to the city of his hometown, Springfield, Ill., when he returned to his alma mater, Lanphier High School, with the Larry O'Brien Championship Trophy in August 2015... Joined by his basketball coaches over the years, as well as the school's current team and local dignitaries, at the ceremony... Traveled to Japan as part of the NBA Clutch Time Trophy Tour during the summer of 2015... Hobbies include golf, reading and video games... Made a visit to Oakland Children's Hospital prior to the start of the 2013-14 season... As part of the Warriors' Plays for the Holidays initiative and NBA Cares Season of Giving, he and his family hosted a movie night for youth from the Boys & Girls Clubs of Oakland... Hosted Andre's Book Drive in 2006 and 2007, leading to the donation of more than 2,600 new children's books to Philadelphia READS... In 2004-05, hosted a Caps for Kids Drive, which brought in over 1,400 new hats that were donated to local children's hospitals... Established the Andre Iguodala Disaster Relief Fund in March 2006 to raise money to assist tornado victims in his hometown of Springfield... Interacts with fans and keeps them updated on his activities on his personal website, [www.mindofai9.com](http://www.mindofai9.com)... An avid golfer, played in the Frys.com Open Pro-Am in Napa prior to the PGA Tour's season-opening event in October of 2015 and the Ellie Mae Classic Pro-Am at TPC Stonebrae in July 2016... Is a big fan of the San Francisco 49ers... Took over the @49ers account in the 2013 preseason and sounded the ceremonial foghorn in an on-field ceremony before a 49ers game in October of 2015... Is on Twitter @andre.

## CAREER REGULAR SEASON GAME HIGHS

<b>MIN</b>	<b>52</b>	<b>1/24/07, PHI AT CLE (2X)</b>	<b>FT</b>	<b>14</b>	<b>12/31/08, PHI AT LAC</b>	<b>AST</b>	<b>16</b>	<b>2/4/11, PHI VS NYK</b>
<b>FG</b>	<b>15</b>	<b>3/1/08, PHI AT PHO</b>	<b>FTA</b>	<b>17</b>	<b>12/31/08, PHI AT LAC</b>	<b>STL</b>	<b>6</b>	<b>2/24/06, PHI AT MIL (3X)</b>
<b>FGA</b>	<b>25</b>	<b>2/13/08, PHI VS MEM (2X)</b>	<b>OREB</b>	<b>5</b>	<b>1/11/13, DEN VS CLE (6X)</b>	<b>TOV</b>	<b>10</b>	<b>4/12/09, PHI AT TOR</b>
<b>3P</b>	<b>7</b>	<b>11/4/13, GSW AT PHI</b>	<b>DREB</b>	<b>13</b>	<b>11/22/06, PHI AT MIL</b>	<b>BLK</b>	<b>4</b>	<b>12/26/11, PHI AT POR</b>
<b>3PA</b>	<b>11</b>	<b>11/4/13, GSW AT PHI</b>	<b>REB</b>	<b>17</b>	<b>3/15/10, PHI VS NYK</b>	<b>PTS</b>	<b>34</b>	<b>1/24/07, PHI AT CLE</b>



# JAREN JACKSON JR.

# 13

HEIGHT 6'11" WEIGHT 242  
POSITION FORWARD/CENTER  
PRIOR TO NBA MICHIGAN ST.  
NBA SEASONS 1

## NBA Regular Season Statistics

Season	TM	G	GS	MP	FG	FGA	FG%	3P	3PA	3P%	FT	FTA	FT%	ORB	DRB	TRB	AST	STL	BLK	TOV	PF	PTS	RPG	APG	PPG
2018-19	MEM	58	56	1515	298	589	.506	51	142	.359	151	197	.766	73	199	272	64	52	82	98	220	798	4.7	1.1	13.8
CAREER		58	56	1515	298	589	.506	51	142	.359	151	197	.766	73	199	272	64	52	82	98	220	798	4.7	1.1	13.8

## PRO CAREER

**NBA Regular Season:** Appeared in 58 games (56 starts) last season as a rookie for the Memphis Grizzlies... Has averaged 13.8 points, 4.7 rebounds, 1.1 assists and 1.41 blocks in 26.1 minutes while shooting 50.6 percent from the field, 35.9 percent from three-point range and 76.6 percent from the free throw line... Has officially missed 24 games due to injury... Has scored in double figures 43 times, including 11 games with at least 20 points and one game with at least 30 points... Has grabbed double-digit rebounds twice... Has posted two double-doubles... Has recorded multiple blocks in a game 20 times... His career high for consecutive games scoring in double figures is seven (Jan. 2-14, 2019).

**NBA Transactions:** Selected by the Memphis Grizzlies in the first round (fourth overall) of the 2018 NBA Draft on June 21, 2018... Signed a multi-year contract with the Memphis Grizzlies on July 15, 2018.

**Honors:** Named to the 2018-19 All-Rookie First Team and played for Team USA in the Rising Stars Challenge as part of NBA All-Star Weekend 2019 in Charlotte.

**2018-19 (Memphis):** Appeared in 58 games (56 starts) as a rookie and averaged 13.8 points, 4.7 rebounds, 1.1 assists and 1.41 blocks in 26.1 minutes while shooting 50.6 percent from the field, 35.9 percent from three-point range and 76.6 percent from the free throw line... Missed 24 games due to injury, including two games (Feb. 1, Feb. 22) with right quad soreness) and the final 22 games of the season (Feb. 22-April 10) with a right deep thigh bruise... Selected to the 2019 MTN DEW ICE Rising Stars Challenge as part of 2019 NBA All-Star Weekend and recorded 10 points and six rebounds in 15:32 as a member of Team USA on Feb. 15... Scored in double figures 43 times, including 11 games with at least 20 points and one game with at least 30 points... Has grabbed double-digit rebounds twice... Posted two double-doubles... Tied a career high with four steals on Jan. 5 at San Antonio... Recorded a career-best 36 points (13-22 FG, 3-7 3P, 7-7 FT) in a career-high 43 minutes in a double-overtime victory on Nov. 30 at Brooklyn, converting a four-point play and sinking a game-tying three-pointer in the final 30 seconds of regulation to send the game into the first of two overtimes... At 19 years and 76 days old, became the third-youngest player in NBA history (behind LeBron James and Kevin Durant) to score at least 35 points in a game and became one of four active players (James, Durant, Devin Booker) to register a 35-point game before their 20th birthdays... Totaled 16 points (6-6 FG, 4-4 3P) and a career-high seven blocks, which tied the franchise rookie record (Pau Gasol, Bryant Reeves) on Nov. 25 vs. New York... Recorded his first career double-double with 10 points and 11 rebounds to go with five blocks on Nov. 12 vs. Utah, becoming the first Grizzlies rookie to notch a double-double with at least five blocks since Pau Gasol (March 15, 2002)... Had 11 points and seven rebounds in 27 minutes in his first career start on Oct. 22 at Utah... Recorded 24 points off the bench in his second career game (and home debut) on Oct. 19 vs. Atlanta... Became the youngest player in franchise history to appear in a game (at 19 years and 32 days old) when he totaled 10 points, five rebounds, three steals and one block in 25 minutes in his NBA debut on Oct. 17 at Indiana.

## NATIONAL CAREER

A member of the USA Junior National Select Team that participated in the 2017 Nike Hoop Summit in Portland, Oregon... Helped the United States win the gold medal at the 2016 FIBA U17 World Cup.



## COLLEGE CAREER


Played one season at Michigan State University (2017-18)... Appeared in 35 games (34 starts) in his lone season with the Spartans and averaged 10.9 points, 5.8 rebounds, 1.1 assists and 3.03 blocks in 21.8 minutes while shooting 51.3 percent from the field, 39.6 percent from three-point range and 79.7 percent from the free throw line... Became the second player to be named Big Ten Freshman and Defensive Player of the Year in the same year (Greg Oden)... Selected to the All-Big Ten Third Team and to the Big Ten All-Defensive Team by the coaches and media... Named Big Ten Freshman of the Week four times... Led the Spartans and ranked seventh in the nation in blocks per game, and his 106 blocks set the school single-season record... Scored in double figures 25 times, including two games with at least 20 points... Scored a career-high 27 points on Feb. 13 at Minnesota... Grabbed double-digit rebounds six times... Hauled in a career-high 13 rebounds on Nov. 10 vs. North Florida in his collegiate debut and matched that total on Dec. 9 vs. Southern Utah... Posted six double-doubles... Set a school record with a career-high eight blocks on Dec. 5 vs. Rutgers.

## PERSONAL

Born Sept. 15, 1999 in Plainfield, New Jersey and grew up in Carmel, Indiana outside Indianapolis... Son of Terri and Jaren Jackson Sr... Jaren Sr. played for nine teams over his 12-year pro career, winning the 1999 NBA Championship as a member of the San Antonio Spurs... Terri is director of operations for the Women's National Basketball Players Association (WNBA)... Majored in communications at Michigan State... A 2017 McDonald's and Jordan Brand All-American... Played for La Lumiere as a prep senior, leading the team to a 29-1 record and the MaxPreps Independent Top 10 National Championship... Attended Park Tudor High School, leading the school to the 2016 Class 3A regional semifinals (20-5 record) and back-to-back Indiana Class 2A state championships in 2014 (24-4) and 2015 (26-2).

## CAREER REGULAR SEASON GAME HIGHS

MIN	43	11/30/18, MEM AT BRK	FT	8	1/2/19, MEM VS DET	AST	3	2/5/19, MEM VS MIN (5X)
FG	13	11/30/18, MEM AT BRK	FTA	10	2/5/19, MEM VS MIN	STL	4	1/5/19, MEM AT SAS (2X)
FGA	22	11/30/18, MEM AT BRK	OREB	5	2/3/19, MEM AT NYK (2X)	TOV	5	2/7/19, MEM AT OKC (2X)
3P	4	2/5/19, MEM VS MIN (2X)	DREB	8	12/8/18, MEM VS LAL	BLK	7	11/25/18, MEM VS NYK
3PA	7	2/5/19, MEM VS MIN (2X)	REB	11	11/12/18, MEM VS UTA	PTS	36	11/30/18, MEM AT BRK



# JOSH JACKSON

HEIGHT 6'8"    WEIGHT 207  
 POSITION GUARD/FORWARD  
 PRIOR TO NBA KANSAS  
 NBA SEASONS 2

## NBA Regular Season Statistics

Season	TM	G	GS	MP	FG	FGA	FG%	3P	3PA	3P%	FT	FTA	FT%	ORB	DRB	TRB	AST	STL	BLK	TOV	PF	PTS	RPG	APG	PPG
2017-18	PHO	77	35	1959	389	932	.417	57	217	.263	177	279	.634	95	256	351	119	80	35	146	218	1012	4.6	1.5	13.1
2018-19	PHO	79	29	1988	347	841	.413	73	225	.324	143	213	.671	66	281	347	183	74	56	173	209	910	4.4	2.3	11.5
CAREER		156	64	3947	736	1773	.415	130	442	.294	320	492	.650	161	537	698	302	154	91	319	427	1922	4.5	1.9	12.3

## PRO CAREER

**NBA Regular Season:** Two-year NBA veteran appeared in 156 games (64 starts) for the Phoenix Suns... Has averaged 12.3 points, 4.5 rebounds and 1.9 assists in 25.3 minutes while shooting 41.5 percent from the field, 29.4 percent from three-point range and 65.0 percent from the free throw line... Has officially missed seven games due to injury... DNP (Coach's Decision) once... Has scored in double figures 95 times, including 23 games with at least 20 points and two games with at least 30 points... Has grabbed double-digit rebounds seven times... Has posted seven double-doubles... His longest streak of consecutive games scoring in double figures is 13 (March 13-Oct. 17, 2018).

**NBA Transactions:** Selected by the Phoenix Suns with the fourth overall pick in the first round of the 2017 NBA Draft on June 22, 2017... Signed a multi-year contract with the Phoenix Suns on July 3, 2017... Traded by the Phoenix Suns with De'Anthony Melton and two future second round draft picks to the Memphis Grizzlies for Kyle Korver and Jevon Carter on July 6, 2019.

**Honors:** Named to the 2017-18 NBA All-Rookie Second Team.

**2018-19 (Phoenix):** Appeared in 79 games (29 starts) and averaged 11.5 points, 4.4 rebounds and 2.3 assists in 25.2 minutes while shooting 41.3 percent from the field, 32.4 percent from three-point range and 67.1 percent from the free throw line... Missed three games (March 23-27) with a right ankle sprain... Scored in double figures 46 times, including six games with at least 20 points and one 30-point performance... Grabbed double-digit rebounds twice... Posted two double-doubles... Averaged 13.8 points, 4.9 rebounds and 2.9 assists in 29.9 minutes in 29 starts... Recorded 10.2 points, 4.1 rebounds and 2.0 assists in 22.4 minutes in 50 games as a reserve... Averaged 19.0 points, 8.0 rebounds and 3.6 assists in five games (three starts) in the month of April... Led the Suns in scoring four times, in rebounding seven times, in assists five times, in steals 13 times and in blocks 16 times... Scored a season-high 35 points (15-29 FG, 5-8 3P), setting personal bests for field goals made and three-pointers made, on April 5 vs. New Orleans... Recorded his second double-double of the season and set a career high with five blocks on April 1 vs. Cleveland... Scored 19 points, including the game-tying three-pointer with 3.3 seconds left in an overtime win on March 16 at New Orleans... Scored 27 points (his third straight game with at least 25 points) and set a career high with five steals on Feb. 6 at Utah... Scored 25 points on Feb. 2 vs. Atlanta and Feb. 4 vs. Houston... Had 18 points and a career-high eight assists on Dec. 10 vs. LA Clippers.

**2017-18 (Phoenix):** Appeared in 77 games (35 starts) and averaged 13.1 points, 4.6 rebounds, 1.5 assists and 1.04 steals in 25.4 minutes while shooting 41.7 percent from the field, 26.3 percent from three-point range and 63.4 percent from the free throw line during his rookie season... Named to the 2017-18 NBA All-Rookie Second Team... Ranked seventh among rookies in scoring, ninth in rebounds and fourth in steals... Missed four games due to injury, including one game (Jan. 12) with a right hip strain, one game (March 10) with left knee stiffness and two games (April 8-10) with a right quad contusion... DNP (Coach's Decision) once... Averaged 17.2 points (second among rookies) and 5.6 rebounds in 39 games (22 starts) after New Year's Day... Averaged 18.7 points, 5.9 rebounds and 1.6 steals after the All-Star Break... Recorded 21.8 points, 5.8 rebounds, 2.8 assists and 2.0 steals in the final 12 games of the season, scoring at least 15 points in each contest to join Walter Davis and Alvan Adams as the only rookies in franchise history to score at least 15 points in at least 12 straight games... Averaged 15.3 points, 4.7 rebounds and 1.9 assists in 29.7 minutes in 35 starts... Recorded 11.4 points, 4.5 rebounds and 1.3 assists in 21.9 minutes in 42 games off the bench...





Scored in double figures 49 times (sixth-most by a Suns rookie), including 17 games with at least 20 points (tied for third-most) and one game with at least 30 points... Had 16 of his 17 20-point efforts in his final 36 games... Grabbed double-digit rebounds five times... Posted five double-doubles... Led the Suns in steals a team-high 24 times... Scored a career-high 36 points (14-23 FG, 2-4 3P, 6-8 FT) off the bench on March 17 vs. Golden State, tying the sixth-highest point total ever by a Suns rookie and the highest since Amar'e Stoudemire in 2002; his 36 points were the most by a Suns reserve since Rodney Rogers in 2000... Totaled 20 points and a career-high 12 rebounds as a reserve on Feb. 26 at New Orleans... Made his NBA debut with 11 points and two rebounds in 32 minutes on Oct. 18 vs. Portland.

## NATIONAL TEAM

Has won three gold medals competing with USA Basketball, winning at the 2015 FIBA U19 World Championship, 2014 FIBA U17 World Championship and 2013 FIBA Americas U16 Championship... Also named to the 2016 USA Junior National Select Team that played in the 2016 Nike Hoop Summit... Averaged 12.1 points and 7.0 rebounds to help the U.S. capture gold with a perfect 7-0 at the 2015 FIBA U19 World Championship in Heraklion, Greece... Averaged 10.6 points and 7.9 rebounds to help the U.S. to a golden 7-0 record at the 2014 FIBA U17 World Championship in Dubai, United Arab Emirates... Averaged 11.4 points and 5.6 rebounds to help the U.S. post a golden 5-0 record at the 2013 FIBA Americas U16 Championship in Maldonado, Uruguay.

## COLLEGE CAREER


Played one season at the University of Kansas (2016-17)... Named Big 12 Freshman of the Year and selected to the All-Big 12 First Team and numerous All-America teams, including the Wooden All-America First Team... Started all of his 35 games with the Jayhawks and averaged 16.3 points, 7.4 rebounds, 3.0 assists, 1.69 steals and 1.06 blocks in 30.8 minutes while shooting 51.3 percent from the field, 37.8 percent from three-point range and 56.6 percent from the free throw line... Helped the Jayhawks to a regular season Big 12 title and an Elite Eight appearance in the NCAA Tournament... Broke or tied four Kansas freshman records: double-doubles (13), field goals made (220), field goals attempted (429) and rebounds (tied with Danny Manning's 258 in 1984-85)... Scored a career-high 31 points (12-15 FG) on Feb. 11 at Texas Tech.

## PERSONAL

Born Feb. 10, 1997 in San Diego, California... Full name is Joshua O'Neal Jackson... Son of Apples Jones and stepson to the late Clarence Jones... Apples, given name Shenita Waddell, played the 1992-93 season at UTEP, leading the team with 15.1 points per game, after beginning her collegiate playing career at Allen County Community College in Kansas... Apples later served in the Navy, playing basketball for base teams and earning recognition on All-Armed Forces teams... Likes to play chess and can play the saxophone... Finished his high school career competing for Prolific Prep while attending Justin-Siena High School in Napa, California after playing for Consortium College Prep School in Detroit his freshman and sophomore years... Named a McDonald's High School All-American in 2016... As a senior for Prolific Prep, averaged 26.9 points, 13.1 rebounds and 6.3 assists... As a junior, he averaged 31.2 points, 17.6 rebounds and 5.4 assists... Guided Consortium College Prep to its first state title in 2014, averaging 28.0 points, 15.0 rebounds and 6.0 assists.

## CAREER REGULAR SEASON GAME HIGHS

<b>MIN</b>	<b>46</b>	<b>4/5/19, PHO VS NOP</b>	<b>FT</b>	<b>10</b>	<b>2/28/18, PHO AT MEM</b>	<b>AST</b>	<b>8</b>	<b>12/10/18, PHO VS LAC</b>
<b>FG</b>	<b>15</b>	<b>4/5/19, PHO VS NOP</b>	<b>FTA</b>	<b>13</b>	<b>2/28/18, PHO AT MEM</b>	<b>STL</b>	<b>5</b>	<b>2/26/19, PHO AT NOP</b>
<b>FGA</b>	<b>29</b>	<b>4/5/19, PHO VS NOP</b>	<b>OREB</b>	<b>6</b>	<b>4/5/19, PHO VS NOP (2X)</b>	<b>TOV</b>	<b>7</b>	<b>10/27/18, PHO AT MEM</b>
<b>3P</b>	<b>5</b>	<b>4/5/19, PHO VS NOP</b>	<b>DREB</b>	<b>9</b>	<b>4/1/19, PHO VS CLE (4X)</b>	<b>BLK</b>	<b>5</b>	<b>4/1/19, PHO VS CLE</b>
<b>3PA</b>	<b>8</b>	<b>4/9/19, PHO AT DAL (2X)</b>	<b>REB</b>	<b>12</b>	<b>2/26/18, PHO VS NOP</b>	<b>PTS</b>	<b>36</b>	<b>3/7/18, PHO VS GSW</b>



# TYUS JONES

# 21

HEIGHT 6'2" WEIGHT 196

POSITION GUARD

PRIOR TO NBA DUKE

NBA SEASONS 4

## NBA Regular Season Statistics

Season	TM	G	GS	MP	FG	FGA	FG%	3P	3PA	3P%	FT	FTA	FT%	ORB	DRB	TRB	AST	STL	BLK	TOV	PF	PTS	RPG	APG	PPG
2015-16	MIN	37	0	573	56	156	.359	16	53	.302	28	39	.718	7	40	47	108	31	3	33	33	156	1.3	2.9	4.2
2016-17	MIN	60	0	774	75	181	.414	26	73	.356	33	43	.767	10	57	67	156	48	5	38	50	209	1.1	2.6	3.5
2017-18	MIN	82	11	1467	150	328	.457	45	129	.349	71	81	.877	16	116	132	232	95	6	59	110	416	1.6	2.8	5.1
2018-19	MIN	68	23	1560	185	446	.415	40	126	.317	58	69	.841	23	111	134	327	81	5	47	78	468	2.0	4.8	6.9
CAREER		247	34	4374	466	1111	.419	127	381	.333	190	232	.819	56	324	380	823	255	19	177	271	1249	1.5	3.3	5.1

## NBA Playoff Statistics

Season	TM	G	GS	MP	FG	FGA	FG%	3P	3PA	3P%	FT	FTA	FT%	ORB	DRB	TRB	AST	STL	BLK	TOV	PF	PTS	RPG	APG	PPG
2017-18	MIN	4	0	55	2	7	.286	0	2	.000	0	0	---	0	9	9	8	1	0	1	0	4	2.3	2.0	1.0
CAREER		4	0	55	2	7	.286	0	2	.000	0	0	---	0	9	9	8	1	0	1	0	4	2.3	2.0	1.0

## NBA G League Statistics

Season	TM	G	GS	MP	FG	FGA	FG%	3P	3PA	3P%	FT	FTA	FT%	ORB	DRB	TRB	AST	STL	BLK	TOV	PF	PTS	RPG	APG	PPG
2017-18	IDA	6	6	211	58	119	.487	20	47	.326	12	13	.923	4	19	23	30	9	1	14	13	148	3.8	5.0	24.7
CAREER		6	6	211	58	119	.487	20	47	.326	12	13	.923	4	19	23	30	9	1	14	13	148	3.8	5.0	24.7

## PRO CAREER

**NBA Regular Season:** Four-year NBA veteran has appeared in 247 games (34 starts) for the Minnesota Timberwolves... Has averaged 5.1 points, 1.5 rebounds, 3.3 assists and 1.03 steals in 17.7 minutes while shooting 41.9 percent from the field, 33.3 percent from three-point range and 81.9 percent from the free throw line... Has officially missed 14 games due to injury... DNP (Coach's Decision) 40 times... Has missed 18 games as a healthy scratch on the team's inactive list... Away from the team nine games while on assignment to the NBA G League... Has scored in double figures 41 times... Has recorded double-digit assists seven times... Has posted five double-doubles... His longest streak of consecutive games scoring in double figures is five (March 19-29, 2019).

**NBA Playoffs:** Has come off the bench in four postseason games and has averaged 1.0 points, 2.3 rebounds and 2.0 assists in 13.8 minutes for the Minnesota Timberwolves... DNP (Coach's Decision) once.

**NBA G League:** Has started all of his six games in one NBA G League season and has averaged 24.7 points, 3.8 rebounds, 5.0 assists and 1.50 steals in 35.2 minutes while shooting 48.7 percent from the field, 42.6 percent from three-point range and 92.3 percent from the free throw line for the Idaho Stampede... Scored in double figures six times, including five games with at least 20 points and one game with at least 30 points.

**NBA Transactions:** Selected by the Cleveland Cavaliers with the 24th overall pick in the first round of the 2015 NBA Draft on June 25, 2015... Draft rights traded by the Cleveland Cavaliers to the Minnesota Timberwolves for the draft rights to Rakeem Christmas, the draft rights to Cedi Osman and a 2019 second round draft pick on June 25, 2019... Signed a multi-year contract with the Minnesota Timberwolves on July 2, 2015... Signed a multi-year contract with the Memphis Grizzlies on July 11, 2019.

**Honors:** Named 2016 Summer League MVP.

**2018-19 (Minnesota):** Appeared in 68 games (23 starts) during his fourth NBA season and averaged 6.9 points, 2.0 rebounds, 4.8 assists and 1.19 steals in 22.9 minutes while shooting 41.5 percent from the field, 31.7 percent from three-point range and 84.1 percent from the free throw line... Missed 14 games due to injury, including one game (Oct. 31) with right foot soreness and



13 games (Jan. 18-Feb. 13) with a left ankle sprain... Set the NBA single-season record for assist-to-turnover ratio (6.96-to-1), breaking the previous mark held by Terrell Brandon (6.14-to-1 in 2001-02)... Ranked third in the NBA in steal-to-turnover ratio (1.72-to-1)... Committed only 47 turnovers in 1,560 minutes played... Set per-game career highs for scoring, rebounding, assists, steals and minutes... Averaged 10.8 points, 2.6 rebounds, 7.5 assists and 1.48 steals in 32.4 minutes in 23 starts, recording an assist-to-turnover ratio of 7.17-to-1... Scored in double figures 23 times... Recorded double-digit assists six times... Posted five double-doubles... Set a career high with 13 assists on Dec. 31 at New Orleans and matched that total on April 7 vs. Oklahoma City... Grabbed a career-high six rebounds on Nov. 24 vs. Chicago and April 5 vs. Miami... Scored a season-high 16 points on Feb. 25 vs. Sacramento and March 12 at Denver... Reached 1,000 career points on Jan. 12 vs. New Orleans... Picked off a season-high five steals on Dec. 30 at Miami.

**2017-18 (Minnesota):** Appeared in all 82 games (11 starts) in his third NBA season and averaged 5.1 points, 1.6 rebounds, 2.8 assists and 1.16 steals in 17.9 minutes while shooting 45.7 percent from the field, 34.9 percent from three-point range and 87.7 percent from the free throw line... Made the first 11 starts of his career and averaged 9.4 points, 2.5 rebounds, 4.9 assists and 2.91 steals in 33.7 minutes in those games... Ranked third in the NBA in assist-to-turnover ratio (3.93-to-1) and committed just 59 turnovers in 1,467 minutes played... Placed third in the league in steal-to-turnover ratio (1.61-to-1)... Scored in double figures 11 times... Recorded a season-high nine assists on March 28 vs. Atlanta... Scored a season-high 16 points on Nov. 29 at New Orleans... Tallied a career-high seven steals on Nov. 26 vs. Phoenix... Pulled down a career-high six rebounds on Nov. 24 vs. Miami... 2018 Playoffs: Appeared in four games as a reserve and averaged 1.0 points, 2.3 rebounds and 2.0 assists in 13.8 minutes during the Timberwolves' first-round series against Houston... DNP (Coach's Decision) once.

**2016-17 (Minnesota):** Came off the bench in all 60 appearances during his second NBA season and averaged 3.5 points, 1.1 rebounds and 2.6 assists in 12.9 minutes while shooting 41.4 percent from the field, 35.6 percent from three-point range and 76.7 percent from the free throw line... DNP (Coach's Decision) 22 times... Posted a 4.11-to-1 assist-to-turnover ratio and was charged with just 38 turnovers in 774 minutes played... Scored in double figures five times... Scored a career-high 17 points on April 12 at Houston... Registered a season-high nine assists on Feb. 6 vs. Miami.

**2015-16 (Minnesota):** Appeared in 37 games as a reserve during his rookie season and averaged 4.2 points, 1.3 rebounds and 2.9 assists in 15.5 minutes while shooting 35.9 percent from the field, 30.2 percent from three-point range and 71.8 percent from the free throw line... Recorded a 3.27-to-1 assist-to-turnover ratio, committing just 33 turnovers in 573 minutes played... Scored in double figures twice... Dished out a season-high 12 assists without a turnover in the season finale on April 13 vs. New Orleans... Scored a season-high 10 points on March 8 vs. San Antonio and March 16 at Memphis... Made his NBA debut on Nov. 10 vs. Charlotte, becoming the third-youngest player in franchise history... NBA G League (Idaho): Started all six of his contests with the Idaho Stampede and averaged 24.7 points, 3.8 rebounds, 5.0 assists and 1.50 steals in 35.2 minutes while shooting 48.7 percent from the field, 42.6 percent from three-point range and 92.3 percent from the free throw line... Scored in double figures in all six games, including five games with at least 20 points and one 30-point effort... Scored an NBA G League career-high 30 points on Dec. 19 at Santa Cruz.

## NATIONAL TEAM

Has earned three gold medals competing with USA Basketball, winning the 2014 FIBA U18 Americas Championship, 2012 FIBA U17 World Championship and 2011 FIBA U16 Americas Championship... Averaged 8.2 points and a tournament-leading 6.4 assists and 2.00 steals at the 2014 FIBA U18 Americas Championship... Recorded 8.5 points, 5.4 assists and 2.00 steals at the 2012 USA U17 Worlds... Registered 4.6 points and a tournament-best 5.6 assists at the 2011 FIBA U16 Americas Championship... Played for the U.S. Junior National Select Team at the 2014 Nike Hoop Summit, contributing 13 points, six assists and five steals.

## COLLEGE CAREER

Played one season at Duke University (2014-15)... Started all 39 games and averaged 11.8 points, 3.5 rebounds, 5.6 assists and 1.51 steals in 33.9 minutes while shooting 41.7 percent from the field, 37.9 percent from three-point range and 88.9 percent from the free throw line... Selected the NCAA Tournament Most Outstanding Player after leading the Blue Devils to the 2015 NCAA National Championship... Led all scorers with 23 points in the championship game against Wisconsin... Averaged 13.0 points, 3.2 rebounds, 4.5 assists and 1.67 steals in six NCAA Tournament games... Named All-ACC Freshman Team, All-ACC Third Team and USBWA All-District III... Tabbed ACC Rookie of the Week four times and the Wayman Tisdale National Freshman of the Week once... Ranked second in the ACC in free throw percentage and assists per game... Recorded a 2.86-to-1 assist-to-turnover ratio, a Duke rookie record, and his 217 total assists ranked third in program history among freshmen... His free throw percentage ranks second in school history among freshmen, and his 144 free throws made ranks second.

## PERSONAL

Born May 10, 1996 in Burnsville, Minnesota... Son of Debbie and Robert Jones... Has an older brother, Jadee, who played basketball at Furman (2005-07) and Minnesota State (2008-09), and a younger brother, Tre, who plays at Duke... Father played basketball at Wisconsin-Parkside... Mother was a high school point guard and led Devils Lake to a North Dakota high school championship... Has volunteered for Feed My Starving Children and has served as a motivational speaker for



## TYUS JONES

PLAYERS

elementary school children... An ambassador for the United Heroes League, which provides the military community with free sports equipment, free athletic camps and clinics, and financial grants and tickets... Outfitted the Excell Academy in Brooklyn Park with the "Write Your Own Story" Learning Lab in May 2017, which included 30 computer work stations and a projection system... Teamed with TCL to donate new "Write Your Own Story" technology lab in September 2018 to Westview Elementary, which he attended... Both the three-time Gatorade and AP Minnesota Player of the Year at Apple Valley High School, averaging 25.6 points, 4.5 rebounds, 8.1 assists and 2.7 steals in leading the team to a 27-2 record and the Class 4A Section 3 title game as a senior... Scored seven points and added a game-high 10 assists for the East team in the McDonald's All-American game... Dished out a game-high 12 assists to go with 10 points and seven rebounds in the Jordan Brand Classic... Selected to the USA Today Second Team All-USA Boys Basketball Team... As a junior, led Apple Valley to the MSHSL Class 4A championship... Played AAU for Howard Pulley, leading the team to the 2013 AAU National Championship.

## CAREER REGULAR SEASON GAME HIGHS

MIN	42	11/29/17, MIN AT NOP	FT	6	11/5/16, MIN AT OKC	AST	13	4/7/19, MIN VS OKC (2X)
FG	7	4/1/19, MIN VS POR (3X)	FTA	6	11/5/16, MIN AT OKC (2X)	STL	7	11/26/17, MIN VS PHO
FGA	15	3/21/19, MIN AT CHA	OREB	3	1/2/16, MIN AT MIL	TOV	4	1/2/19, MIN AT BOS (2X)
3P	3	4/3/19, MIN AT DAL (7X)	DREB	6	4/5/19, MIN AT MIA (2X)	BLK	2	11/26/17, MIN VS PHO (2X)
3PA	7	11/2/18, MIN AT GSW (2X)	REB	6	4/5/19, MIN AT MIA (3X)	PTS	17	4/12/17, MIN AT HOU





# JOHN KONCHAR

TWO-WAY CONTRACT

# 46

HEIGHT 6'5"    WEIGHT 210  
POSITION GUARD/FORWARD  
PRIOR TO NBA FORT WAYNE  
NBA SEASONS ROOKIE

## NCAA Statistics

Season	TM	G	GS	MP	FG	FGA	FG%	3P	3PA	3P%	FT	FTA	FT%	ORB	DRB	TRB	AST	STL	BLK	TOV	PF	PTS	RPG	APG	PPG
2015-16	FW	34	33	1211	163	279	.584	29	66	.439	96	119	.723	91	221	312	92	71	9	51	81	441	9.2	2.7	13.0
2016-17	FW	33	33	1153	188	295	.637	45	87	.517	71	103	.689	79	209	288	126	55	15	51	61	492	8.7	3.8	14.9
2017-18	FW	33	31	1180	177	367	.482	66	172	.384	70	108	.648	66	201	267	156	81	23	54	61	490	8.1	4.7	14.8
2018-19	FW	33	33	1131	231	423	.546	53	139	.381	127	178	.713	73	209	282	179	65	31	91	69	642	8.5	5.4	19.5
CAREER		133	130	4675	759	1364	.556	193	464	.416	354	508	.697	309	840	1149	553	272	78	247	272	2065	8.6	4.2	15.5

## PRO CAREER

**NBA Transactions:** Went undrafted in the 2019 NBA Draft on June 20, 2019... Signed a two-way contract with the Memphis Grizzlies on July 7, 2019.

## COLLEGE CAREER

Played four seasons at Purdue University Fort Wayne (2015-19)... Appeared in 133 games (130 starts) for the Mastodons and averaged 15.5 points, 8.6 rebounds, 4.2 assists and 2.05 steals in 35.1 minutes while shooting 55.6 percent from the field, 41.6 percent from three-point range and 69.7 percent from the free throw line... Named All-Summit League First Team all four years, a conference first and selected to the Summit League All-Tournament Team as a junior and senior... Named NABC All-District (12) First Team as a senior... The first player in NCAA Division I history to compile at least 2,000 points, 1,000 rebounds, 500 assists and 200 steals... Purdue Fort Wayne's all-time leading scorer (2,065 points)... Recorded 47 double-doubles... Redshirted his freshman year (2014-15).

**2018-19 (Redshirt Senior):** Started all 33 games and averaged 19.5 points, 8.5 rebounds, 5.4 assists and 1.97 steals in 34.3 minutes while shooting 54.6 percent from the field, 38.1 percent from three-point range and 71.3 percent from the free throw line... Named to the All-Summit League First Team for a record fourth straight year and earned his second straight selection to The Summit League All-Tournament Team... Tabbed for the NABC All-District (12) First Team... Scored in double figures all 33 games, including 15 games with at least 20 points and two 30-point performances... Grabbed double-digit rebounds 10 times... Recorded double-digit assists twice... Posted 11 double-doubles, including one triple-double... Scored a career-high 38 points (14-24 FG, 5-10 3P, 5-8 FT) on Dec. 30 vs. North Dakota State... Pulled down a season-high 15 rebounds on March 2 vs. North Dakota State... Tallied 29 points, seven rebounds and a career-high 14 assists on Feb. 14 vs. Denver... Recorded his lone career triple-double with 18 points, 10 rebounds and 10 assists on March 10 vs. South Dakota.

**2017-18 (Redshirt Junior):** Appeared in 33 games (31 starts) and averaged 14.8 points, 8.1 rebounds, 4.7 assists and 2.45 steals in 35.7 minutes while shooting 48.0 percent from the field, 37.9 percent from three-point range and 65.4 percent from the free throw line... Named to the All-Summit League First Team for a third straight year, the NABC All-District (12) Second Team for a second straight year and The Summit League All-Tournament Team... Scored in double figures 23 times, including six games with at least 20 points and one game with at least 30 points... Grabbed double-digit rebounds nine times... Posted six double-doubles... Scored a season-high 31 points on Feb. 24 vs. South Dakota State... Pulled down a season-high 16 rebounds on Nov. 18 vs. Illinois-Chicago.

**2016-17 (Redshirt Sophomore):** Started all 33 games and averaged 14.9 points, 8.7 rebounds, 3.8 assists and 1.67 steals in 34.9 minutes while shooting 63.7 percent from the field, 51.7 percent from three-point range and 68.9 percent from the free throw line... Named to the All-Summit League First Team for a second consecutive year and selected to the NABC All-District (12) Second Team... Shot 68.8 percent from two-point range... Scored in double figures 27 times, including six games with at least 20 points and one game with at least 30 points... Grabbed double-digit rebounds 15 times... Posted 15 double-doubles... Scored a season-high 33 points with 11 rebounds on Jan. 4 vs. Omaha... Had 20 points and a season-high 16 rebounds on Feb. 11 vs. Omaha.



## JOHN KONCHAR

**2015-16 (Redshirt Freshman):** Appeared in 34 games (33 starts) and averaged 13.0 points, 9.2 rebounds, 2.7 assists and 2.09 steals in 35.6 minutes while shooting 58.4 percent from the field, 43.9 percent from three-point range and 72.3 percent from the free throw line... Named to the All-Summit League First Team and Summit League All-Newcomer Team... Scored in double figures 25 times, including four games with at least 20 points... Grabbed double-digit rebounds 14 times... Recorded double-digit assists once... Posted 14 double-doubles... Had a season-high 28 points and 10 rebounds in his third career collegiate game on Nov. 18 vs. Austin Peay... Totaled 10 points and a career-high 19 rebounds on Jan. 21 vs. North Dakota State... Registered 13 points and a season-high 10 assists on Feb. 4 vs. South Dakota.

**2014-15 (Freshman):** Redshirted and did not play.

### PERSONAL

Born March 22, 1996 in West Chicago, Illinois... Son of Jan and Jim Konchar... Has one sister, Jen and one brother, Petey... Graduated with a degree in information technology... Pursuing a master's degree in organizational leadership... Averaged 28.9 points, 14.1 rebounds, 4.1 assists, 3.2 steals and 2.5 blocks as a senior at West Chicago High School... West Chicago High School's all-time leading scorer (1,551 points).



# DE'ANTHONY MELTON



HEIGHT 6'4"    WEIGHT 200  
POSITION GUARD  
PRIOR TO NBA USC  
NBA SEASONS 1

## NBA Regular Season Statistics

Season	TM	G	GS	MP	FG	FGA	FG%	3P	3PA	3P%	FT	FTA	FT%	ORB	DRB	TRB	AST	STL	BLK	TOV	PF	PTS	RPG	APG	PPG
2017-18	PHO	50	31	984	100	256	.391	29	95	.305	21	28	.750	25	109	134	159	68	23	75	113	250	2.7	3.2	5.0
CAREER		50	31	984	100	256	.391	29	95	.305	21	28	.750	25	109	134	159	68	23	75	113	250	2.7	3.2	5.0

## NBA G League Statistics

Season	TM	G	GS	MP	FG	FGA	FG%	3P	3PA	3P%	FT	FTA	FT%	ORB	DRB	TRB	AST	STL	BLK	TOV	PF	PTS	RPG	APG	PPG
2017-18	NAS	6	6	213	42	102	.412	12	44	.273	15	20	.750	9	31	40	35	9	4	30	19	111	6.7	5.8	18.5
CAREER		6	6	213	42	102	.412	12	44	.273	15	20	.750	9	31	40	35	9	4	30	19	111	6.7	5.8	18.5

## PRO CAREER

**NBA Regular Season:** Appeared in 50 games (31 starts) during his rookie season with the Phoenix Suns... Has averaged 5.0 points, 2.7 rebounds, 3.2 assists and 1.36 steals in 19.7 minutes while shooting 39.1 percent from the field, 30.5 percent from three-point range and 75.0 percent from the free throw line... Has officially missed nine games due to injury, seven games as a DNP (Coach's Decision), 12 games as a healthy scratch on the team's inactive list and four games while on assignment to the NBA G League... Has scored in double figures eight times, including one games with at least 20 points... Has recorded double-digit assists once.

**NBA G League:** Has started all of his six games in one NBA G League season and has averaged 18.5 points, 6.7 rebounds, 5.8 assists and 1.50 steals in 35.5 minutes while shooting 41.2 percent from the field, 27.3 percent from three-point range and 75.0 percent from the free throw line with the Northern Arizona Suns... Has scored in double figures six times, including two games with at least 20 points... Has grabbed double-digit rebounds once... Has recorded double-digit assists once... Has registered one triple-double.

**NBA Transactions:** Selected by the Houston Rockets with the 46th overall pick in the second round of the 2018 NBA Draft on June 21, 2018... Draft rights traded by the Houston Rockets with Ryan Anderson to the Phoenix Suns for Marquese Chriss and Brandon Knight on Aug. 31, 2018... Signed a multi-year contract with the Phoenix Suns on Sept. 21, 2018... Traded by the Phoenix Suns with Josh Jackson and two future second round draft picks to the Memphis Grizzlies for Kyle Korver and Jevon Carter on July 6, 2019.

**2018-19 (Phoenix):** Appeared in 50 games (31 starts) and averaged 5.0 points, 2.7 rebounds, 3.2 assists and 1.36 steals in 19.7 minutes while shooting 39.1 percent from the field, 30.5 percent from three-point range and 75.0 percent from the free throw line in his rookie season... Missed a total of 32 games... Sidelined nine games (Jan. 25-Feb. 13) with a right ankle sprain... DNP (Coach's Decision) seven times... Healthy scratch on the team's inactive list 12 times... Away from the team four games while on assignment to the NBA G League's Northern Arizona Suns... Scored in double figures eight times, including one game with at least 20 points... Averaged 9.4 points, 4.2 rebounds, 7.2 assists and 3.00 steals in five games in which he played at least 30 minutes... Led the Suns in scoring once, in rebounding once, in assists 10 times, in steals 11 times and in blocks nine times... Recorded a career-high eight rebounds on March 16 at New Orleans... Dished out a career-high 10 assists and a career-high tying four steals on Jan. 12 vs. Denver... Also registered four steals on Jan. 8 vs. Sacramento and Dec. 31 vs. Golden State... Scored a career-high 21 points (9-12 FG, 3-4 3P) in 23 minutes on Dec. 4 vs. Sacramento... Made his NBA debut, logging three minutes, on Oct. 22 at Golden State... **NBA G League (Northern Arizona):** Started all six of his appearances with the Northern Arizona Suns and averaged 18.5 points, 7.0 rebounds, 5.3 assists and 1.50 steals in 35.5 minutes while shooting 40.8 percent from the field, 27.3 percent from three-point range and 75.0 percent from the free throw line... Scored in double figures in all six games, including two games with at least 20 points... Grabbed double-digit rebounds once... Recorded double-digit assists once... Recorded a triple-double with 19 points, 10 rebounds and 13 assists on Nov. 6 vs. Iowa.

BUSINESS  
OPS

MEDIA

COMMUNITY

HISTORY

PLAYOFFS

REVIEW

OPPONENTS

NBA

FEDERATION

AT A GLANCE



# DE'ANTHONY MELTON

PLAYERS

## COLLEGE CAREER

Played one season at the University of Southern California (2016-17)... Appeared in 36 games (25 starts) for the Trojans and averaged 8.3 points, 4.7 rebounds, 3.5 assists, 1.92 steals and 1.03 blocks in 27.0 minutes... Ruled ineligible to play 2017-18 season... Led the Pac-12 and tied a USC freshman record with 69 steals... Earned Honorable Mention Pac-12 All-Defensive Team honors.... Became the first Division I freshman to record at least 300 points, 150 rebounds, 100 assists, 60 steals and 35 blocks since Marquette's Dwyane Wade in 2001-02.

## PERSONAL

Born May 28, 1998 in North Hollywood, California... Parents are Monique Young and Anthony Melton... Has five siblings... Interests include biking and playing the piano... Would like to be a sports analyst following his playing career... Played high school basketball at Crespi in Encino, California, leading his team to back-to-back state titles in 2015 and 2016 and leaving as the school's all-time leading scorer... Named the CIF Southern Section Division III Player of the Year as a senior in 2016 after averaging 20.0 points, 9.3 rebounds, 4.3 assists, 3.5 steals and 1.2 blocks... As a junior, helped secure the win in the state title game by blocking a layup in the final seconds.

## CAREER REGULAR SEASON GAME HIGHS

MIN	36	12/10/18, PHO VS LAC	FT	3	1/2/19, PHO VS PHI (2X)	AST	10	1/12/19, PHO VS DEN
FG	9	12/4/18, PHO VS SAC	FTA	4	1/2/19, PHO VS PHI	STL	4	1/12/19, PHO VS DEN
FGA	16	12/11/18, MEM AT SAS (2X)	OREB	3	4/5/19, PHO VS NOP	TOV	5	12/11/18, PHO AT SAS
3P	3	12/11/18, PHO AT SAS (3X)	DREB	8	3/16/19, PHO AT NOP	BLK	2	3/30/19, PHO VS MEM (6X)
3PA	7	12/11/18, PHO AT SAS	REB	8	3/16/19, PHO AT NOP	PTS	21	12/4/18, PHO VS SAC



# JA MORANT

# 12

HEIGHT 6'3"    WEIGHT 175  
POSITION GUARD  
PRIOR TO NBA MURRAY ST.  
NBA SEASONS ROOKIE

## NCAA Statistics

Season	TM	G	GS	MP	FG	FGA	FG%	3P	3PA	3P%	FT	FTA	FT%	ORB	DRB	TRB	AST	STL	BLK	TOV	PF	PTS	RPG	APG	PPG
2017-18	MURR	32	32	1088	133	290	.459	27	88	.307	112	139	.806	55	153	208	201	30	13	79	64	405	6.5	6.3	12.7
2018-19	MURR	33	33	1207	265	531	.499	57	157	.363	221	272	.813	40	148	188	331	58	27	170	48	808	5.7	10.0	24.5
CAREER		65	65	2295	398	821	.485	314	576	.545	333	411	.810	95	301	396	532	88	40	249	112	1213	6.1	8.2	18.7

## PRO CAREER

**NBA Transactions:** Selected by the Memphis Grizzlies with the second overall pick in the first round of the 2019 NBA Draft on June 20, 2019... Signed a multi-year contract with the Memphis Grizzlies on July 1, 2019.

## COLLEGE CAREER

Starred for two years at Murray State University (2017-19), where as a sophomore he became the first player to average at least 20 points and 10 assists per game since the NCAA began to officially recognize assists in 1983-84... Started all of his 65 games with the Racers and averaged 18.7 points, 6.1 rebounds, 8.2 assists and 1.35 steals in 35.3 minutes while shooting 48.5 percent from the field, 34.3 percent from three-point range and 81.0 percent from the free throw line... Named the 2019 OVC Player of the Year and OVC Tournament MVP before leading Murray State to the second round of the NCAA Tournament... A consensus 2019 All-American selection... Recipient of the 2019 Lute Olson Award and 2019 Bob Cousy Award as the nation's best point guard and selected to The 2019 Wooden Award All-American Team... Two-time selection for the All-OVC First Team (2018, 2019)... Scored in double figures 57 times, including 27 games with at least 20 points, six games with at least 30 points and one 40-point performance during his collegiate career... Recorded 26 double-doubles, including four triple-doubles.

**2018-19 (Sophomore):** Turned in one of the top seasons in Murray State and OVC history, averaging 24.5 points, 5.7 rebounds, a nation-leading 10.0 assists and 1.76 steals in 36.6 minutes over 33 games while shooting 49.9 percent from the field, 36.3 percent from three-point range and 81.3 percent from the free throw line... Became the first player to average at least 20 points and 10 assists per game in a season since the NCAA began to officially recognize assists in 1983-84... A consensus All-American First Team selection, earning All-America honors by The Associated Press, NABC, Bleacher Report, Sports Illustrated and the USBWA... Recipient of the Lute Olson Award and Bob Cousy Award as the nation's top point guard... Selected to The 2019 Wooden Award All-American Team... One of four finalists for the Oscar Robertson Trophy and Naismith Trophy and one of 15 finalists for the Wooden Award, each given to the National Player of the Year... Named the 2019 OVC Player of the Year and OVC All-Tournament Team... Tabbed for the All-OVC First Team and OVC All-Tournament Team for the second straight year after leading the Racers to a 28-5 record and 16-2 conference record, a share of the OVC regular season championship and the program's second straight and 17th OVC Tournament Championship... Averaged 32.5 points, 6.5 rebounds and 5.5 assists in the OVC Tournament... Received OVC Player of the Week honors eight times... His 10.0 assists average was 2.3 more than the second-place player... Finished the season with 331 assists, the sixth-most in NCAA single-season history... Ranked eighth nationally in scoring and ninth in double-doubles (20)... Recorded a nation-best three triple-doubles, including the ninth in NCAA Tournament history when he posted 17 points, 11 rebounds and 16 assists in a first-round upset of fifth-seeded Marquette on March 21... His 16 assists tied a first-round NCAA record and were the second-most ever in an NCAA Tournament game... Scored in double figures 32 times, including 26 games with at least 20 points, six games with at least 30 points and one 40-point performance... Scored a career-high 40 points (8-17 FG, 3-9 3P, 21-21 FT) with 11 assists and five steals on Jan. 19 vs. SIU-Edwardsville, establishing a new OVC single-game record for free throws made... Totaled 26 points and a career-high 18 assists on Jan. 10 vs. UT-Martin; his 18 assists were the most by a Division I player that season and stood as the second-most in OVC single-game history... Had 15 games with at least 20 points and 10 assists; no other player in the nation had more than two such games.

BUSINESS  
OPS

MEDIA

COMMUNITY

HISTORY

PLAYOFFS

REVIEW

OPPONENTS

NBA

FEDERATION

AT A GLANCE





## JA MORANT

PLAYERS

**2017-18 (Freshman):** Started all 32 games in his first collegiate season and averaged 12.7 points, 6.5 rebounds and 6.3 assists in 34.0 minutes while shooting 45.9 percent from the field, 30.7 percent from three-point range and 80.6 percent from the free throw line... Selected to the NABC All-District (19) Second Team... Named to the All-OVC First Team, All-OVC Newcomer Team and OVC All-Tournament Team... Earned five OVC Freshman of the Week honors... Scored in double figures 25 times, including one game with at least 20 points... Recorded six double-doubles and posted the second triple-double in program history when he recorded 11 points, 10 rebounds and 14 assists on Dec. 28 vs. Eastern Illinois.

### PERSONAL

Born Aug. 10, 1999 in Dalzell, South Carolina... Son of Tee and Jamie Morant... Named South Carolina 3A All-State as a junior and senior at Crestwood High School... A three-time South Carolina All-State selection and three-time Region MVP... Finished as Crestwood's all-time leading scorer with 1,679 points... Averaged 27 points, eight rebounds and eight assists per game as a senior (2016-17).



# MILES PLUMLEE

# 25

HEIGHT 6'11" WEIGHT 249

POSITION CENTER

PRIOR TO NBA DUKE

NBA SEASONS 7

## NBA Regular Season Statistics

Season	TM	G	GS	MP	FG	FGA	FG%	3P	3PA	3P%	FT	FTA	FT%	ORB	DRB	TRB	AST	STL	BLK	TOV	PF	PTS	RPG	APG	PPG
2012-13	IND	14	0	55	5	21	.328	0	0	--	3	4	.750	12	10	22	2	0	3	3	5	13	1.6	0.1	0.9
2013-14	PHO	80	79	1964	286	553	.517	0	0	--	74	132	.561	198	428	626	43	50	90	111	185	646	7.8	0.5	8.1
2014-15	TOT	73	28	1194	136	254	.535	0	0	--	22	46	.478	112	208	320	34	41	66	51	111	294	4.4	0.5	4.0
2014-15	PHO	54	28	1005	107	195	.549	0	0	--	19	38	.500	95	179	274	27	35	55	45	99	233	5.1	0.5	4.3
2014-15	MIL	19	0	189	29	59	.492	0	0	--	3	8	.375	17	29	46	7	6	11	6	12	61	2.4	0.4	3.2
2015-16	MIL	61	14	870	140	233	.601	0	0	--	34	59	.576	94	138	232	16	21	50	40	73	314	3.8	0.3	5.1
2016-17	TOT	45	12	484	44	92	.478	0	0	--	25	39	.641	38	57	95	21	18	13	30	73	113	2.1	0.5	2.5
2016-17	MIL	32	12	310	30	68	.441	0	0	--	22	35	.629	23	30	53	18	11	9	22	48	82	1.7	0.6	2.6
2016-17	CHO	13	0	174	14	24	.583	0	0	--	3	4	.750	15	27	42	3	7	4	8	25	31	3.2	0.2	2.4
2017-18	ATL	55	35	918	105	180	.583	0	0	--	27	60	.450	77	151	228	45	17	30	63	79	237	4.1	0.8	4.3
2018-19	ATL	18	0	173	32	48	.667	0	0	--	16	30	.533	16	23	39	17	6	4	10	14	80	2.2	0.9	4.4
CAREER		346	168	5658	748	1381	.542	0	0	--	201	370	.543	547	1015	1562	178	153	256	308	540	1697	4.5	0.5	4.4

## NBA Playoff Statistics

Season	TM	G	GS	MP	FG	FGA	FG%	3P	3PA	3P%	FT	FTA	FT%	ORB	DRB	TRB	AST	STL	BLK	TOV	PF	PTS	RPG	APG	PPG
2014-15	MIL	1	0	16	1	8	.125	0	0	--	1	2	.500	3	3	6	1	0	1	1	1	3	6.0	1.0	3.0
CAREER		1	0	16	1	8	.125	0	0	--	1	2	.500	3	3	6	1	0	1	1	1	3	6.0	1.0	3.0

## NBA G League Statistics

Season	TM	G	GS	MP	FG	FGA	FG%	3P	3PA	3P%	FT	FTA	FT%	ORB	DRB	TRB	AST	STL	BLK	TOV	PF	PTS	RPG	APG	PPG
2012-13	FOR	15	12	457	75	164	.457	0	0	--	18	36	.500	54	99	153	18	12	28	37	36	168	10.2	1.2	11.2
2017-18	ERI	2	2	32	3	7	.429	0	0	--	0	0	--	2	4	6	1	2	2	5	8	6	3.0	0.5	3.0
CAREER		17	14	489	78	171	.456	0	0	--	18	36	.500	56	103	159	19	14	30	42	44	174	9.4	1.1	10.2

## PRO CAREER

**NBA Regular Season:** Seven-year NBA veteran has appeared in 346 games (168 starts) for the Indiana Pacers, Phoenix Suns, Milwaukee Bucks, Charlotte Hornets and Atlanta Hawks... Has averaged 4.9 points and 4.5 rebounds in 16.4 minutes while shooting 54.2 percent from the field and 54.3 percent from the free throw line... Has officially missed 88 games due to injury... DNP (Coach's Decision) 93 times... Has missed 30 games as a healthy scratch on the team's inactive list... Away from the team 15 games while on assignment to the NBA G League... Has scored in double figures 48 times, including one game with at least 20 points... Has grabbed double-digit rebounds 31 times, including one game with at least 20 rebounds... Has posted 13 double-doubles... His longest streak of consecutive games scoring in double figures is three (Nov. 5-8, 2013)... His longest streak of consecutive games with double-digit rebounds is three (twice, last from Dec. 15-20, 2013).

**NBA Playoffs:** Has appeared in one postseason game, logging three points, six rebounds, one assist and one block in 16 minutes for the Milwaukee Bucks... DNP (Coach's Decision) seven times... A healthy scratch on the team's inactive list 17 times.

**NBA G League:** Has appeared in 17 games (14 starts) over two NBA G League seasons and has averaged 10.2 points, 9.4 rebounds, 1.1 assists and 1.76 blocks in 28.7 minutes while shooting 45.6 percent from the field and 50.0 percent from the free throw line for the Fort Wayne Mad Ants and Erie BayHawks... Has scored in double figures eight times, including two games with at least 20 points... Has grabbed double-digit rebounds nine times... Has posted seven double-doubles.

**NBA Transactions:** Selected by the Indiana Pacers with the 26th overall pick in the first round of the 2012 NBA Draft on June 28, 2012... Signed a multi-year contract with the Indiana Pacers on July 3, 2012... Traded by the Indiana Pacers with Gerald Green and a conditional 2014 first round draft pick to the Phoenix Suns for Luis Scola on July 27, 2013... Traded by the Phoenix Suns

BUSINESS  
OPS

MEDIA

COMMUNITY

HISTORY

PLAYOFFS

REVIEW

OPPONENTS

NBA

FEDERATION

AT A GLANCE



## MILES PLUMLEE

with Michael Carter-Williams and Tyler Ennis to the Milwaukee Bucks for Brandon Knight and Kendall Marshall... Signed a multi-year contract with the Milwaukee Bucks on Aug. 2, 2016... Traded by the Milwaukee Bucks to the Charlotte Hornets for Spencer Hawes and Roy Hibbert on Feb. 2, 2017... Traded by the Charlotte Hornets with Marco Belinelli and a 2017 second round draft pick to the Atlanta Hawks for Dwight Howard and a 2017 second round draft pick... Traded by the Atlanta Hawks with Solomon Hill to the Memphis Grizzlies for Chandler Parsons on July 7, 2019.

**Honors:** 2014 Rising Stars Challenge Selection.

**2018-19 (Atlanta):** Appeared in 18 games as a reserve in his seventh NBA season and averaged 4.4 points and 2.2 rebounds in 9.6 minutes while shooting 66.7 percent from the field and 53.3 percent from the free throw line... Missed 64 games... Sidelined 54 games due to injury, including 46 games (Dec. 8-28, Jan. 4-March 23) with left knee pain and the final eight games of the season (March 26-April 10) with a cartilage injury in his left knee... DNP (Coach's Decision) 10 times... Scored in double figures twice, including a season-high 14 points on Nov. 9 vs. Detroit... Recorded a season-high six rebounds on Oct. 19 at Memphis and Oct. 29 at Philadelphia.

**2017-18 (Atlanta):** Competed in 55 games (35 starts) in his sixth NBA season and averaged 4.3 points and 4.1 rebounds in 16.7 minutes while shooting 58.3 percent from the field and 45.0 percent from the free throw line... Missed 27 games... Sidelined the first 14 games of the season (Oct. 18-Nov. 13) with a strained right quad... Away from the team for two games (Nov. 15-18) while completing a rehab assignment in the NBA G League... DNP (Coach's Decision) 11 times... Scored in double figures three times... Grabbed double-digit rebounds twice... Posted one double-double... Registered a season-high 12 rebounds on March 30 vs. Philadelphia... Totaled 10 points and 11 rebounds for his lone double-double on March 4 vs. Phoenix... Scored a season-high 11 points on Dec. 27 vs. Washington... **NBA G League (Erie):** Started both of his games for the Erie BayHawks and averaged 3.0 points and 3.0 rebounds in 16.0 minutes.

**2016-17 (Milwaukee/Charlotte):** Split his fifth NBA season between Milwaukee and Charlotte... Appeared in a total of 45 games (12 starts) and averaged 2.5 points and 2.1 rebounds in 10.8 minutes while shooting 47.8 percent from the field and 64.1 percent from the free throw line... Missed 35 games... Sidelined 17 games due to injury, including one game (Dec. 31) with a right index finger sprain and 16 games (Feb. 15-March 22) with a right calf strain... DNP (Coach's Decision) 18 times... Played 32 games (12 starts) and averaged 2.6 points and 1.7 rebounds in 9.7 minutes with the Bucks before a midseason trade to the Hornets on Feb. 2... Came off the bench in all 13 of his games with the Hornets and averaged 2.4 points and 3.2 rebounds in 13.4 minutes... Scored in double figures once, a season-high 10 points on Jan. 23 vs. Houston.

**2015-16 (Milwaukee):** Appeared in 61 games (14 starts) in his fourth NBA season and averaged 5.1 points and 3.8 rebounds in 14.3 minutes while shooting 60.1 percent from the field and 57.6 percent from the free throw line... Missed 21 games... Sidelined one game (Jan. 8) with a sore left knee... DNP (Coach's Decision) 20 times... Scored in double figures nine times... Grabbed double-digit rebounds once, a season-high 13 boards on April 11 at Orlando... Scored a season-high 18 points on March 9 vs. Miami.

**2014-15 (Phoenix/Milwaukee):** Spent his third NBA season with Phoenix and Milwaukee... Competed in a total of 73 games (28 starts) and averaged 4.0 points and 4.4 rebounds in 16.4 minutes while shooting 53.5 percent from the field and 47.8 percent from the free throw line... DNP (Coach's Decision) 10 times... Appeared in 54 games (28 starts) and averaged 4.3 points, 5.1 rebounds and 1.02 blocks in 18.6 minutes for the Suns before a midseason trade to the Bucks... Saw action in 19 games as a reserve for Milwaukee and averaged 3.2 points and 2.4 rebounds in 10.0 minutes... Scored in double figures five times... Grabbed double-digit rebounds five times... Recorded season highs with 15 points and 16 rebounds for his lone double-double of the season on Nov. 7 vs. Sacramento... NBA Playoffs: Made one appearance during the Bucks' first-round series against Chicago, logging three points, six rebounds, one assist and one block in 16 minutes in Game 6 on April 30... DNP (Coach's Decision) five times.

**2013-14 (Phoenix):** Appeared in 80 games (79 starts) in his second NBA season and averaged 8.1 points, 7.8 rebounds and 1.12 blocks in 24.5 minutes, setting career highs in every category... Shot 51.7 percent from the field and 56.1 percent from the free throw line... Missed two games (March 4-6) with a right knee sprain... Played 15 minutes, recording four points, three rebounds and one block, in the 2014 BBVA Compass Rising Stars Challenge on Feb. 14 as part of All-Star Weekend... Ranked fourth among qualifying sophomores in rebounds, fifth in blocks and 19th in points... Led the Suns in rebounding, blocks and field goal percentage... Led the team and ranked 13th in the NBA with 103 dunks... Led the Suns in rebounds 36 times and in blocks 34 times, both team highs... Scored in double figures 28 times, including one game with at least 20 points... Grabbed double-digit rebounds 23 times, including one game with at least 20 rebounds... Posted 11 double-doubles... Came off the bench one time on March 9 at Golden State... Scored a career-high 22 points, his only career 20-point game, and had 13 rebounds on Dec. 28 vs. Philadelphia... Recorded a career-high 20 rebounds and scored 17 points on Dec. 23 vs. LA Lakers, becoming the first Sun with at least 20 rebounds in a game since Amar'e Stoudemire in 2009... Had a Suns season-high and career-high five blocks (four in the final six minutes of the game) in addition to nine points and 12 rebounds on Nov. 10 vs. New Orleans... Posted double-doubles in each of the first two games of the season, the first consecutive double-doubles of his career... Had 18 points and 15 rebounds in his Suns debut on Oct. 30 vs. Portland, surpassing his career total for points



entering the season in the second quarter... Became the first Sun with at least 15 points and rebounds in his team debut since Tom Gugliotta in 1998-99 and the first Sun with a double-double in his first career start since Shawn Marion in 1999-2000... Followed his debut with 13 points and 13 rebounds on Nov. 1 vs. Utah, becoming the eighth player in franchise history to post a double-double in each of his first two games with the team.

**2012-13 (Indiana):** Saw action in 14 games during his rookie campaign, totaling 13 points, 22 rebounds, two assists and three blocks in 55 minutes... Missed 67 games... DNP (Coach's Decision) 24 times... A healthy scratch on the team's inactive list 30 times... Away from the team 13 games while on assignment to the NBA G League... Made his NBA debut on Nov. 5 at San Antonio, recording two points, one rebound and one block in four minutes... NBA Playoffs: DNP (Coach's Decision) or a healthy scratch on the inactive list during the Pacers' run to the Eastern Conference Finals... **NBA G League (Fort Wayne):** Appeared in 15 games (12 starts) and averaged 11.2 points, 10.2 rebounds, 1.2 assists and 1.87 blocks in 30.4 minutes while shooting 45.7 percent from the field and 50.0 percent from the free throw line for the Fort Wayne Mad Ants... Scored in double figures eight times, including two games with at least 20 points... Grabbed double-digit rebounds nine times... Posted seven double-doubles... Recorded an NBA G League career-high 28 points with 10 rebounds on Dec. 15 vs. Springfield... Hauled in an NBA G League career-high 17 points on Dec. 14 vs. Maine.

## NATIONAL TEAM

Participated with the 2014 USA Select Team that trained with the USA Men's National Team in preparation for the 2014 FIBA Basketball World Cup... Played in the 2014 BBVA Compass Rising Stars Challenge, playing against his younger brother, Mason of the Denver Nuggets – the first siblings to both be selected to the game in the same season.

## COLLEGE CAREER

Played four years at Duke University (2008-12)... Appeared in 135 games (57 starts) and averaged 4.9 points and 4.9 rebounds in 16.2 minutes while shooting 57.4 percent from the field and 61.1 percent from the free throw line... Scored in double figures 19 times... Grabbed double-digit rebounds 18 times... Posted seven double-doubles... A captain for the Blue Devils as a senior in 2011-12, averaged 6.6 points and 7.1 rebounds in 20.5 minutes in 34 contests (16 starts)... Led the team in field goal percentage as a senior, shooting 61.0 percent... Named to the All-ACC Tournament Second Team after averaging 8.7 points and 6.7 rebounds to help the Blue Devils win the conference title as a junior in 2010-11... Helped guide Duke to an NCAA Championship in 2010, averaging 5.2 points and 4.9 rebounds while shooting 56.1 percent from the field as a sophomore... Posted three rebounds, an assist, a steal and a block in nine minutes in the 2010 championship game against Butler.

## PERSONAL

Born Sept. 1, 1988 in Fort Wayne, Indiana... Full name is Miles Christian Plumlee... Son of Leslie and Perky Plumlee... In 2011-12, he was joined at Duke by his younger brothers, Mason and Marshall, and the Plumlees became the third Division I brother trio to play on the same team, joining the Brennans (Matthew, Thomas and William) at Villanova in 1957-58 and the Bockhorns (Bucky, Harold and Terry) at Dayton in 1957-58... Brother, Mason, was a 2013 first round draft pick of the Brooklyn Nets and currently plays for the Denver Nuggets... In addition to his two brothers, his mother, Leslie, played basketball at Purdue University, and his father, Perky, played at Tennessee Tech... His maternal grandfather, Albert Schultz, played at Michigan Tech before joining the Army... His uncle William Schultz played at Wisconsin-Eau Claire and his uncle Chad Schultz played at Wisconsin-Oshkosh... He was active in Duke's award-winning "Read with the Blue Devils" program... He competed in the high jump in high school and, as a senior, he finished second in the North Carolina state meet with a school record 6'9"... He played two years at Warsaw (Ind.) High School, and final two seasons at Christ School in Arden, N.C.... Favorite movie is The Matrix... Favorite vacation destination is Paris... Favorite account to follow on Twitter is Uber Facts... If he wasn't in the NBA, would have pursued a career in engineering... Can juggle while riding a unicycle... Spent time during the summer of 2014 making appearances in Shanghai, China... While in China, spent time teaching kids fundamentals of the game, entertaining crowds and meeting with fans.

## CAREER REGULAR SEASON GAME HIGHS

MIN	41 11/7/14, PHO VS SAC	FT	7 12/18/15, MIL AT GSW	AST	3 10/29/18, ATL AT PHI (7X)
FG	10 12/28/13, PHO VS PHI	FTA	8 12/18/15, MIL AT GSW (2X)	STL	4 12/13/13, PHO VS SAC
FGA	15 1/27/14, PHO AT PHI	OREB	7 3/30/18, ATL VS PHI (2X)	TOV	6 2/6/18, ATL VS MEM
3P	0 -	DREB	14 12/23/13, PHO VS LAL	BLK	5 12/26/14, PHO AT SAC (2X)
3PA	0 -	REB	20 12/23/13, PHO VS LAL	PTS	22 12/28/13, PHO VS PHI



# IVAN RABB

# 10

HEIGHT 6'10" WEIGHT 220  
POSITION FORWARD/CENTER  
PRIOR TO NBA CALIFORNIA  
NBA SEASONS 2

## NBA Regular Season Statistics

Season	TM	G	GS	MP	FG	FGA	FG%	3P	3PA	3P%	FT	FTA	FT%	ORB	DRB	TRB	AST	STL	BLK	TOV	PF	PTS	RPG	APG	PPG
2017-18	MEM	36	5	516	86	152	.566	0	0	--	29	36	.806	53	105	158	32	12	13	35	55	201	4.4	0.9	5.6
2018-19	MEM	49	13	721	116	212	.547	3	15	.200	49	69	.710	70	136	206	54	17	14	35	90	284	4.2	1.1	5.8
CAREER		85	18	1237	202	364	.55	3	15	.200	78	105	.743	123	241	364	86	29	27	70	145	485	4.3	1.0	5.7

## NBA G League Statistics

Season	TM	G	GS	MP	FG	FGA	FG%	3P	3PA	3P%	FT	FTA	FT%	ORB	DRB	TRB	AST	STL	BLK	TOV	PF	PTS	RPG	APG	PPG
2017-18	MEM	18	13	502	109	193	.565	5	10	.500	51	68	.750	57	113	170	37	15	31	31	48	274	9.4	2.1	15.2
2018-19	MEM	7	6	249	63	119	.529	10	28	.357	28	30	.933	23	40	63	19	7	13	11	20	164	9.0	2.7	23.4
CAREER		25	19	751	172	312	.551	15	38	.395	79	98	.806	80	153	223	56	22	44	42	68	438	9.3	2.2	17.5

## PRO CAREER

**NBA Regular Season:** Two-year NBA veteran has appeared in 85 games (18 starts) for the Memphis Grizzlies... Has averaged 5.7 points and 4.3 rebounds in 14.6 minutes while shooting 55.5 percent from the field and 74.3 percent from the free throw line for the Memphis Grizzlies... Has missed eight games due to injury, 46 games as a DNP (Coach's Decision), five games as a healthy scratch on the inactive list and 19 games while on assignment to the NBA G League... Has scored in double figures 19 times... Has grabbed double-digit rebounds nine times... Has posted seven double-doubles.

**NBA G League:** Has appeared in 25 games (19 starts) in two G League seasons and has averaged 17.5 points, 9.3 rebounds, 2.2 assists and 1.76 blocks in 30.0 minutes while shooting 55.1 percent from the field, 39.5 percent from three-point range and 80.6 percent from the free throw line for the Memphis Hustle... Has scored in double figures 23 times, including nine games with at least 20 points and one game with at least 30 points... Has grabbed double-digit rebounds 10 times... Has posted 10 double-doubles.

**NBA Transactions:** Drafted by the Orlando Magic in the second round (35th overall) of the 2017 NBA Draft on June 22, 2017... Draft rights traded by the Orlando Magic on draft night to the Memphis Grizzlies for a 2019 second round draft pick... Signed a multi-year contract with the Memphis Grizzlies on Sept. 21, 2017.

**2018-19 (Memphis):** Appeared in 49 games (13 starts) and averaged 5.8 points, 4.2 rebounds and 1.1 assists in 14.7 minutes while shooting 54.7 percent from the field and 71.0 percent from the free throw line... Missed 33 games... Sideline two games due to injury/illness, including one game (Nov. 14) due to illness and one game (Feb. 27) with right heel soreness... DNP (Coach's Decision) 24 times... Missed three games (Oct. 19, Dec. 29-31) as a healthy scratch on the team's inactive list... Away from the team three games (Dec. 7-10) while on assignment to the NBA G League's Memphis Hustle... Averaged 9.8 points, 6.5 points and 2.2 assists in 24.8 minutes in his 13 starts... Scored in double figures 11 times... Grabbed double-digit rebounds five times... Posted four double-doubles... Recorded a career-high six assists on April 10 vs. Golden State... Registered a career-high 19 points and a season-high tying 11 rebounds in a season-high 33 minutes on Feb. 5 vs. Minnesota... Posted 13 points and a season-high 11 rebounds on Jan. 19 at Toronto... **NBA G League (Memphis):** Appeared in seven games (six starts) for the Hustle and averaged 23.4 points, 9.0 rebounds, 2.7 assists, 1.00 steals and 1.86 blocks in 35.6 minutes while shooting 52.9 percent from the field, 35.7 percent from three-point range and 93.3 percent from the free throw line... Named NBA G League Player of the Week for games played from Dec. 3-9 after averaging 24.3 points, 11.3 rebounds, 4.0 assists and 1.00 blocks while leading the Hustle to a 3-0 record... Scored in double figures in all seven games, including five games with at least 20 points and one game with at least 30 points... Scored a G League career-high 31 points and season-high 14 rebounds on Dec. 8 vs. Austin.





**2017-18 (Memphis):** Appeared in 36 games (five starts) and averaged 5.6 points and 4.4 rebounds in 14.3 minutes while shooting 56.6 percent from the field and 80.6 percent from the free throw line... Missed 46 games... Sideline six games due to injury, including three games (Nov. 18-22) with a concussion and three games (March 24-28) with a right heel injury... DNP (Coach's Decision) 22 times... Missed 16 games (Oct. 30, Nov. 4-15, Nov. 24, Nov. 29-Dec. 1, Dec. 4-6, Dec. 13-16, Jan. 2) while on assignment with the NBA G League's Memphis Hustle... Missed two games (Dec. 21, Dec. 31) as a healthy scratch on the inactive list... Scored in double figures eight times... Grabbed double-digit rebounds four times... Recorded three double-doubles... Made his NBA debut on Oct. 28 vs. Houston, logging one minute... Made his first career start on Jan. 24 vs. San Antonio, recording eight points and six rebounds in 17 minutes... Scored a career-high 12 points on Jan. 26 vs. LA Clippers... Recorded his first career double-double with 10 points and 11 rebounds on Feb. 6 at Atlanta... Snagged a career-high 13 rebounds on April 1 at Portland and tied that mark on April 11 at Oklahoma City... **NBA G League (Memphis):** Appeared in 18 games (13 starts) for the Hustle and averaged 15.2 points, 9.4 rebounds, 2.1 assists and 1.72 blocks in 27.9 minutes while shooting 56.5 percent from the field, 50.0 percent from three-point range and 75.0 percent from the free throw line... Scored in double figures 17 times, including four games with at least 20 points... Grabbed double-digit rebounds seven times... Recorded seven double-doubles... Posted 20 points and 15 rebounds in his G League debut on Nov. 4 vs. Sioux Falls, starting at center in the first game in Memphis Hustle franchise history... Scored a season-high 27 points (10-12 FG, 7-8 FT) on Nov. 10 vs. Rio Grande Valley... Registered 23 points, a career-high 16 rebounds, five assists and five blocks on Dec. 17 vs. South Bay.

## NATIONAL TEAM

Earned gold with USA Basketball at the 2013 U16 FIBA Americas and 2014 U17 FIBA Worlds.

## COLLEGE CAREER

Played two seasons at the University of California (2015-17)... Appeared in 65 games (64 starts) for the Golden Bears and averaged 13.2 points, 9.5 rebounds, 1.2 assists and 1.12 blocks in 30.6 minutes while shooting 54.4 percent from the field, 40.9 percent from three-point range and 66.6 percent from the free throw line... A two-time All-Pac 12 selection, earning First Team accolades in 2017 and Second Team honors in 2016... Selected NABC and USBWA All-District as a sophomore... Named to the Pac-12 All-Freshman Team and Pac-12 All-Tournament Team in his first year at Cal.

## PERSONAL

Born Feb. 4, 1997 in Sacramento, California... Participated in the Nike Hoop Summit for the U.S. Junior Select Team... Competed in the McDonald's and Jordan Brand Classic All-American games during his high school career at Bishop O'Dowd High School in Oakland.

## CAREER REGULAR SEASON GAME HIGHS

MIN	33	2/5/19, MEM VS MIN	FT	6	4/7/19, MEM VS DAL (2X)	AST	6	4/10/19, MEM VS GSW
FG	8	2/5/19, MEM VS MIN	FTA	8	4/7/19, MEM VS DAL	STL	2	4/3/19, MEM AT POR (6X)
FGA	13	4/4/18, MEM AT NOP	OREB	6	2/5/19, MEM VS MIN (2X)	TOV	3	4/9/19, MEM AT DET (9X)
3P	1	4/3/19, MEM AT POR (3X)	DREB	12	4/1/18, MEM AT POR	BLK	3	4/6/18, MEM VS SAC
3PA	2	4/10/19, MEM VS GSW (4X)	REB	13	4/11/18, MEM AT OKC (2X)	PTS	19	2/5/19, MEM VS MIN



# JONAS VALANCIUNAS

# 17

HEIGHT 7'0"    WEIGHT 265  
POSITION CENTER  
PRIOR TO NBA LIETUVOS RYTAS  
NBA SEASONS 7

## NBA Regular Season Statistics

Season	TM	G	GS	MP	FG	FGA	FG%	3P	3PA	3P%	FT	FTA	FT%	ORB	DRB	TRB	AST	STL	BLK	TOV	PF	PTS	RPG	APG	PPG
2012-13	TOR	62	57	1482	204	366	.577	0	0	--	146	185	.789	121	251	372	45	17	78	94	188	554	6.0	0.7	8.9
2013-14	TOR	81	81	2282	359	676	.531	0	1	.000	198	260	.762	226	488	714	57	24	71	136	249	916	8.8	0.7	11.3
2014-15	TOR	80	80	2096	373	652	.572	0	1	.000	217	276	.786	215	478	693	39	33	95	109	222	963	8.7	0.5	12.0
2015-16	TOR	60	59	1557	303	536	.565	0	0	--	162	213	.761	184	363	547	42	25	80	85	158	768	9.1	0.7	12.8
2016-17	TOR	80	80	2066	391	702	.557	1	2	.500	176	217	.811	226	533	759	57	37	63	106	216	959	9.5	0.7	12.0
2017-18	TOR	77	77	1727	390	687	.568	30	74	.405	170	211	.806	183	477	660	81	29	69	115	192	980	8.6	1.1	12.7
2018-19	TOT	49	27	1091	301	538	.559	14	48	.292	147	185	.795	106	313	419	70	19	53	90	146	763	8.6	1.4	15.6
2018-19	TOR	30	10	564	149	259	.575	9	30	.300	77	94	.819	54	162	216	29	13	23	39	82	384	7.2	1.0	12.8
2018-19	MEM	19	17	527	152	279	.545	5	18	.278	70	91	.769	52	151	203	41	6	30	51	64	379	10.7	2.2	19.9
CAREER		489	461	12301	2321	4157	.558	45	126	.357	1216	1547	.786	1261	2903	4164	391	184	509	735	1371	5903	8.5	0.8	12.1

## NBA Playoff Statistics

Season	TM	G	GS	MP	FG	FGA	FG%	3P	3PA	3P%	FT	FTA	FT%	ORB	DRB	TRB	AST	STL	BLK	TOV	PF	PTS	RPG	APG	PPG
2013-14	TOR	7	7	200	31	49	.633	0	0	--	14	22	.636	19	49	68	2	0	7	19	22	76	9.7	0.3	10.9
2014-15	TOR	4	4	106	19	38	.500	0	0	--	7	8	.875	9	28	37	2	2	1	4	7	45	9.3	0.5	11.3
2015-16	TOR	12	10	321	68	120	.567	0	0	--	29	39	.744	48	81	129	11	10	14	18	32	165	10.8	0.9	13.8
2016-17	TOR	10	6	226	44	81	.543	0	1	.000	24	33	.727	9	58	67	2	2	6	13	22	112	6.7	0.2	11.2
2017-18	TOR	10	9	244	58	107	.542	2	5	.400	28	34	.824	30	75	105	12	4	15	19	22	146	10.5	1.2	14.6
CAREER		43	36	1097	220	395	.557	2	6	.333	102	136	.750	115	291	406	29	18	43	73	105	544	9.4	0.7	12.7

## PRO CAREER

**NBA Regular Season:** Seven-year NBA veteran has appeared in 489 regular season games (461 starts) for the Toronto Raptors and Memphis Grizzlies... Has averaged 12.1 points, 8.5 rebounds and 1.04 blocks in 25.2 minutes while shooting 55.8 percent from the field, 35.4 percent from three-point range and 78.6 percent from the free throw line... Has officially missed 79 games due to injury or illness, three games for personal reasons, two games for rest and one game due to a pending trade... Has scored in double figures 315 times, including 57 games with at least 20 points (40-17 record) and four games with at least 30 points (3-1 record)... His longest streak of consecutive games scoring in double figures is 17 (Feb. 1-March 12, 2016)... Has grabbed double-digit rebounds 186 times, including four games with at least 20 rebounds... His longest streak of consecutive games with double-digit rebounds is six (March 20-30, 2019)... Has posted 148 double-doubles, including two games with at least 20 points and 20 rebounds and one game with at least 30 points and 20 rebounds... His longest streak of consecutive games with a double-double is six (March 20-30, 2019)... Ranks 17th among active players in career rebounds per game... Ranks sixth among active players (and 16th in NBA history) in field goal percentage... One of nine players in NBA history to shoot at least 53 percent from the field in all of his first seven seasons (Charles Barkley, Andris Biedrins, James Donaldson, Amir Johnson, DeAndre Jordan, Kevin McHale, Shaquille O'Neal and James Worthy).

**NBA Playoffs:** Has competed in 43 postseason games (36 starts) and has averaged 12.7 points, 9.4 rebounds and 1.00 blocks in 25.5 minutes while shooting 55.7 percent from the field, 33.3 percent from three-point range and 75.0 percent from the free throw line with the Toronto Raptors... Has scored in double figures 29 times, including four games with at least 20 points... Has grabbed double-digit rebounds 19 times, including one game with at least 20 rebounds... Has posted 17 double-doubles, including one game with at least 20 points and 20 rebounds.

**NBA Transactions:** Selected by the Toronto Raptors in the first round (fifth overall) of the 2011 NBA Draft on June 23, 2011... Signed a multi-year contract with the Toronto Raptors on July 17, 2012... Signed a multi-year extension with the Toronto Raptors on Aug. 20, 2015... Traded by the Toronto Raptors with Delon Wright, C.J. Miles and a 2024 second round draft pick to the Memphis Grizzlies for Marc Gasol on Feb. 7, 2019... Re-signed with the Memphis Grizzlies to a multi-year contract on July 11, 2019.



**Honors:** Named to the 2012-13 NBA All-Rookie Second Team... Earned 2013 NBA Summer League MVP honors and selected to the NBA Summer League All-Tournament Team after averaging 18.8 points, 10.0 rebounds and 1.8 assists in 29.1 minutes for the Toronto Raptors.

**2018-19 (Toronto/Memphis):** Split his seventh NBA season with the Toronto Raptors and Memphis Grizzlies... Appeared in 49 games (27 starts) and averaged 15.6 points, 8.6 rebounds, 1.4 assists and 1.08 blocks in 22.3 minutes while shooting 55.9 percent from the field, 29.2 percent from three-point range and 79.5 percent from the free throw line... Set career highs for scoring per game and assists per game... Saw action in 30 games (10 starts) with the Raptors and averaged 12.8 points, 7.2 rebounds and 1.0 assists in 18.8 minutes before he was traded to Memphis with Delon Wright, C.J. Miles and a 2024 second round draft pick for Marc Gasol on Feb. 7... Broke out in his 19 games (17 starts) for the Grizzlies with averages of 19.9 points, 10.7 rebounds, 2.2 assists and 1.58 blocks in 27.7 minutes... Missed a total of 33 games... Sideline 30 games due to injury, including 25 games (Dec. 14-Feb. 5) with a left thumb dislocation suffered on Dec. 12 and the final five games of the season (April 3-10) with a grade II right ankle sprain suffered on March 31 at LA Clippers... Missed two games (Feb. 9, Feb. 22) for personal reasons... Missed one game (Feb. 7) due to a pending trade... Averaged 18.4 points, 10.0 rebounds, 1.7 assists and 1.44 blocks in 26.4 minutes in 27 games as a starter... Scored in double figures 36 times, including 15 games with at least 20 points (11 with the Grizzlies) and two games with at least 30 points (both with Memphis)... Grabbed double-digit rebounds 18 times, including two game with at least 20 rebounds... Recorded 16 double-doubles (11 with the Grizzlies), including two games with at least 20 points and 20 rebounds and one game with at least 30 points and 20 rebounds... Averaged 20.2 points, 10.9 rebounds, 2.0 assists and 1.71 blocks in 28.4 minutes in 17 starts with the Grizzlies... Posted a double-double in a career-high six straight games (March 20-30) and averaged 25.8 points, 16.7 rebounds, 2.5 assists and 2.17 blocks in 33.5 minutes over that span before sustaining the season-ending right ankle sprain on March 31... Became the first Grizzlies player since Zach Randolph (Dec. 18-30, 2009) to record at least 150 points and 100 rebounds in a six-game span... Posted a career-high 34 points (14 in the fourth quarter), 20 rebounds (career-high tying 11 offensive) and a career-high tying five assists with two steals and two blocks in 34 minutes on March 30 at Phoenix, becoming the fourth player in franchise history to record a 30-point, 20-rebound game (Zach Randolph, Shareef Abdur-Rahim, Lorenzen Wright)... Led the Grizzlies with 27 points (12-25 FG, 3-5 FT) and 13 rebounds on March 27 vs. Golden State... Posted 23 points and a career-high 24 rebounds, setting a franchise record with a career-best 23 defensive rebounds, with a season-high tying four blocks in a season-high 41 minutes on March 22 at Orlando... It marked the most defensive rebounds by an NBA player in a single game since Dwight Howard on Jan. 6, 2013... Scored 33 points (10-19 FG, 13-17 FT), including the game-winning free throw with 0.1 seconds left in overtime, with 15 rebounds (nine offensive) on March 20 vs. Houston... Tallied 12 points, eight rebounds and a season-high tying four blocks on March 10 vs. Orlando... Registered 16 points and a season-high tying 13 rebounds on March 3 at Oklahoma City... Posted 20 points and a season-high tying 13 rebounds on Feb. 25 vs. LA Lakers... Totaled 17 points, seven rebounds and a career-high five assists in 23 minutes on Feb. 13 at Chicago... Racked up 23 points (9-11 FG, 5-8 FT) and 10 rebounds in 21 minutes off the bench in his Grizzlies debut on Feb. 12 vs. San Antonio, becoming one of three players in 2018-19 to post at least 20 points and 10 rebounds in his first game with a new team (Lakers' LeBron James on Oct. 18; Raptors' Kawhi Leonard on Oct. 17) and the first player to post 20-10 off the bench in his team debut since Boston's Brandon Bass (Dec. 25, 2011)... Scored 26 points in 18 minutes on Dec. 5 vs. Philadelphia, a Raptors franchise record for points when playing fewer than 20 minutes... Had 16 points, seven rebounds and a season-high four blocks on Nov. 2 at Phoenix.

**2017-18 (Toronto):** Started all of his 77 appearances during his sixth NBA season and averaged 12.7 points, 8.6 points and 1.1 assists in 22.4 minutes while shooting 56.8 percent from the field, 40.5 percent from three-point range and 80.6 percent from the free throw line... Ranked eighth in the NBA in field goal percentage and set career highs for three-pointers made (30) and attempted (74) and three-point field goal percentage (.405) after shooting just 1-for-4 from long range in his first five seasons combined... Placed 16th in the NBA in rebounds per game... Missed a total of five games... Missed one game (April 8) due to rest... Sideline 16 games (Oct. 23-30) with a left ankle sprain sustained in the first half on Oct. 21 vs. Philadelphia... Led the Raptors in scoring nine times and in rebounds a team-high 41 times... Scored in double figures 51 times, including 13 games with at least 20 points... Grabbed double-digit rebounds 29 times... Posted a team-high 26 double-doubles... Contributed 16 points and a season-high tying 18 rebounds on March 15 at Indiana... Recorded team highs of 26 points and 14 rebounds on March 13 at Brooklyn... Set season highs with 28 points (12-16 FG, 2-2 3P, 2-2 FT) and four blocks to go with 14 rebounds on Jan. 26 vs. Utah... Finished with 16 points, 13 rebounds and three blocks on Jan. 24 at Atlanta, passing Vince Carter for third in franchise history for blocks... Totaled 15 points and a season-high 18 rebounds on Jan. 11 vs. Cleveland... Scored all of his 20 points and grabbed nine of his 13 rebounds in the third quarter on Jan. 5 at Milwaukee, becoming the first player since Luis Scola (March 18, 2013) to outscore (20-19) and outboard (9-3) an opposing team in a single quarter... Recorded 13 points and 15 rebounds on Dec. 17 vs. Sacramento, passing Antonio Davis (110) for second on the Raptors' all-time double-double list... Recorded game highs with 23 points and 15 rebounds in the season opener on Oct. 19 vs. Chicago, setting a franchise record with his fourth career double-double on opening night... **NBA Playoffs:** Appeared in all 10 of the Raptors' postseason games (nine starts) and averaged 14.6 points, 10.5 rebounds and 1.50 blocks in 24.4 minutes while shooting 54.2 percent from the field and 82.4 percent from the free throw line... Scored in double figures nine times, including one game with at least 20 points... Grabbed double-digit rebounds six times, including one game with at least 20 rebounds... Posted six double-doubles, including one game with at least 20 points and 20 rebounds... Averaged 13.5 points, 9.3 rebounds, 1.0 assists and 1.33 blocks in 24.6 minutes during Toronto's six-game First Round series with the Washington Wizards... Recorded 16 points, 12.3 rebounds, 1.5 assists and 1.75 blocks in 24.2 minutes in the Raptors' four-game Eastern Conference Semifinals series against the Cleveland Cavaliers... Recorded 21 points and a playoff career-high 21 rebounds in 34 minutes in Game 1 on May 1 vs. Cleveland.



## JONAS VALANCIUNAS

**2016-17 (Toronto):** Started all of his 80 games played during his fifth NBA season and averaged 12.0 points and 9.5 rebounds in 25.8 minutes while shooting 55.7 percent from the field and 81.1 percent from the free throw line... Tied for eighth in the NBA in field goal percentage and ranked 14th in the league in rebounds per game... Set a career high for rebounds per game and free throw percentage... Missed two games (Nov. 6-9) with a left knee contusion... Led the Raptors in scoring three times and in rebounding 53 times... Scored in double figures 56 times, including seven games with at least 20 points and one 30-point effort... Grabbed double-digit rebounds 39 times... Posted a team-high 29 double-doubles... Made his first career three-pointer on April 12 at Cleveland... Finished with 16 points and 17 rebounds on March 31 vs. Indiana, setting a franchise record for rebounds in a quarter with 13 boards in the third... Registered his 100th career double-double with 11 points and 12 rebounds on March 10 at Atlanta... Passed Antonio Davis (2,839) for second on the Raptors' all-time rebounds list on Feb. 8 at Minnesota... Blocked a season-high three shots on Jan. 22 vs. Phoenix... Posted double-digit rebounds in five consecutive games twice (Jan. 10-18, Dec. 5-14)... Recorded 18 points and 23 rebounds (11 offensive) on Jan. 10 vs. Boston... Scored 32 points (10-15 FG, 12-14 FT) and added 11 rebounds on Oct. 26 vs. Detroit for his third opening-night double-double, tying Chris Bosh for the most in franchise history... **NBA Playoffs:** Appeared in 10 postseason games (six starts) and averaged 11.2 points and 6.7 rebounds in 22.6 minutes while shooting 54.3 percent from the field and 72.7 percent from the free throw line... Scored in double figures five times, including one game with at least 20 points... Hauled in double-digit rebounds once and posted one double-double... Averaged 9.3 points and 7.2 rebounds in 21.1 minutes in Toronto's six-game First Round series against the Milwaukee Bucks... Recorded 14.0 points, 6.0 rebounds and 1.00 blocks in the Raptors' four-game Eastern Conference Semifinals series with the Cleveland Cavaliers... Had 23 points in 20 minutes off the bench in Game 2 on May 3 at Cleveland.

**2015-16 (Toronto):** Appeared in 60 games (59 starts) during his fourth NBA season and averaged 12.8 points, 9.1 rebounds and 1.33 blocks in 25.9 minutes while shooting 56.5 percent from the field and 76.1 percent from the free throw line... Finished sixth in the NBA in field goal percentage and 15th in the league in rebounds per game... Set a career high for blocks per game... Missed a total of 22 games... Away from the team for the season finale (April 13) due to rest... Sidelined 21 games due to injury, including four games (March 15-20) with a left hand contusion and 17 games (Nov. 22-Dec. 26) with a fracture of the fourth metacarpal of his left hand sustained in the first half on Nov. 20 at LA Lakers... Led the team in rebounding 37 times... Scored in double figures 46 times, including seven games with at least 20 points... Grabbed double-digit rebounds 27 times... Posted a team-high 22 double-doubles... Blocked a career-high seven shots and tied a career high with three steals on April 1 at Memphis... Tied a season high with 18 rebounds on March 25 at Houston... Scored in double figures in a career-high 17 consecutive games from Feb. 1-March 12, averaging 13.8 points... Tied a career high with three steals on Feb. 8 at Detroit... Grabbed a season-high 18 rebounds on Jan. 28 vs. New York... Contributed 21 points and 15 rebounds on Oct. 28 vs. Indiana... **NBA Playoffs:** Saw action in 12 postseason games (10 starts) and averaged 13.8 points, 10.8 rebounds and 1.17 blocks in 26.7 minutes while shooting 56.7 percent from the field and 74.4 percent from the free throw line, helping guide the Raptors to the Eastern Conference Finals... Scored in double figures nine times, including two games with at least 20 points... Grabbed double-digit rebounds seven times... Posted six double-doubles... Averaged 13.6 points, 11.9 rebounds and 1.43 blocks in 26.3 minutes in the Raptors' seven-game First Round series against the Indiana Pacers... Recorded 18.3 points, 12.7 rebounds, 2.0 assists and 1.33 blocks in 33.7 minutes in the first three games of the Raptors' Eastern Conference Semifinals series against the Miami Heat... Missed eight games after suffering a right ankle sprain in Game 3 on May 7 at Miami... Returned in Game 5 of the Eastern Conference Finals against the Cleveland Cavaliers, scoring nine points in 18 minutes off the bench.

**2014-15 (Toronto):** Started all 80 of his appearances in his third NBA season and averaged 12.0 points, 8.7 rebounds and 1.19 blocks in 26.2 minutes while shooting 57.2 percent from the field and 78.6 percent from the free throw line... Ranked second in the NBA in field goal percentage and 19th in rebounds per game... Missed two games, including one game (March 13) for personal reasons and one game (Nov. 5) with a right hand contusion... Set a career high for field goal percentage... Led the team in rebounding 47 times... Scored in double figures 49 times, including eight games with at least 20 points and one game with at least 30 points... Grabbed double-digit rebounds 31 times... Posted 22 double-doubles... Grabbed a season-high eight offensive rebounds on Feb. 20 at Atlanta... Blocked a season-high five shots on March 30 vs. Houston... Collected a season-high 16 rebounds on Feb. 8 vs. San Antonio... Scored a season-high 31 points (14-15 FG, 3-4 FT) to go with 12 rebounds on Jan. 12 vs. Detroit... **NBA Playoffs:** Started every game and averaged 11.3 points and 9.3 rebounds in 26.4 minutes while shooting 50.0 percent from the field and 87.5 percent from the free throw line during the Raptors' four-game First Round series against the Washington Wizards... Scored in double figures twice... Grabbed double-digit rebounds twice... Posted one double-double.

**2013-14 (Toronto):** Started all 81 of his games played in his second NBA season and averaged 11.3 points and 8.8 rebounds in 28.2 minutes while shooting 53.1 percent from the field and 76.2 percent from the free throw line... Started and played 19 minutes for Team Hill in the BBVA Compass Rising Stars Challenge at All-Star Weekend in New Orleans, finishing with four points, two rebounds and two assists... Missed one game (March 19) with a sprained lower back sustained on March 18 at Atlanta... Scored in double figures 49 times, including five games with at least 20 points... Grabbed double-digit rebounds 32 times, including one game with at least 20 rebounds... Posted 25 double-doubles... Collected a season-high 21 rebounds on April 11 vs. New York... Scored a season-high 26 points on April 9 vs. Philadelphia... Played a career-high 45 minutes on March 21 vs. Oklahoma City... Blocked a season-high four shots on Dec. 14 at Chicago... **NBA Playoffs:** Started all seven games of the Raptors' First Round series against the Brooklyn Nets and averaged 10.9 points, 9.7 rebounds and 1.00 blocks in 28.6 minutes while shooting 63.3 percent from the field and 63.6 percent from the free throw line... Scored in double figures four times... Grabbed double-digit rebounds three times... Posted three double-doubles, including playoff season highs with 17 points and 18 rebounds in Game 1 on April 19 vs. Brooklyn.



**2012-13 (Toronto):** Appeared in 62 games (57 starts) in his NBA rookie campaign and averaged 8.9 points, 6.0 rebounds and 1.26 blocks in 23.9 minutes while shooting 55.6 percent from the field and 78.9 percent from the free throw line... Selected to the 2012-13 NBA All-Rookie Second Team... Named Eastern Conference Rookie of the Month for March after averaging 11.4 points and 7.3 rebounds while shooting 62.0 percent from the field in 15 games... Ranked among the Top 3 among rookies for field goal percentage, rebounds and blocks... Missed 20 games due to injury, including two games (April 12-14) due to a flexion extension injury of his neck and 18 games (Dec. 26-Jan. 30) with a fractured metacarpal on his right ring finger sustained on Dec. 21 vs. Orlando... Led the Raptors in rebounding 18 times... Scored in double figures 28 times... Grabbed double-digit rebounds 10 times... Posted eight double-doubles... Averaged 9.4 points, 6.1 rebounds and 1.30 blocks in 25.0 minutes in 57 starts... Poured in a season-best 24 points and set team rookie records shooting 16-for-18 from the free throw line on April 3 vs. Washington... Blocked a season-high five shots on April 1 vs. Detroit... Recorded 14 points and matched a season high with 13 rebounds with four blocks on March 29 at Detroit... Grabbed a season-high 13 rebounds on Feb. 8 at Indiana... Made 28 straight starts before being placed on the inactive list with a fractured metacarpal in his right ring finger; became the first rookie to start each of his team's first 20 games of a season as a center since Shaquille O'Neal started Orlando's first 67 games in 1992-93... Joined Damon Stoudamire as the only rookies in team history to post a double-double (12 points, 10 rebounds) in his NBA debut on Oct. 31 vs. Indiana... Became the fifth rookie in franchise history to start on opening night.

**2011-12 (Lietuvos Rytas):** Appeared in a total of 69 games (54 starts) for Lietuvos Rytas and averaged 11.7 points, 7.4 rebounds and 1.67 blocks in 23.2 minutes while shooting 62.3 percent from the field and 80.3 percent from the free throw line... 2011-12 FIBA Europe Young Men's Player of the Year... Competed in 23 games (17 starts) in the LKL and averaged 14.2 points, 7.4 rebounds and 1.87 blocks in 24.0 minutes while shooting 66.5 percent from the field and 82.5 percent from the free throw line... Named Most Entertaining Player in the Lithuanian League All-Star Game... Saw action in 23 games (17 starts) in the VTB United League and averaged 10.7 points, 7.3 rebounds and 1.70 blocks in 23.0 minutes while shooting 58.5 percent from the field and 79.3 percent from the free throw line... VTB United February Player of the Month... Appeared in 16 games (15 starts) in the Eurocup and averaged 10.8 points, 7.6 rebounds and 1.56 blocks in 23.3 minutes while shooting 63.4 percent from the field and 80.0 percent from the free throw line... All-Eurocup First Team... Eurocup Rising Star Trophy winner, which recognizes the most outstanding player under 22... Started all four of his games in the BBL Elite Division and averaged 10.3 points, 7.0 rebounds, 1.3 assists and 1.00 blocks in 23.6 minutes while shooting 57.1 percent from the field and 69.2 percent from the free throw line... Played three games (one start) in the Euroleague Qualifier and averaged 8.0 points, 6.3 rebounds and 1.33 blocks in 18.5 minutes while shooting 50.0 percent from the field and 83.3 percent from the free throw line.

**2010-11 (Lietuvos Rytas):** Competed in 33 games and averaged 11.5 points, 7.3 rebounds and 1.79 blocks in 20.6 minutes while shooting 66.8 percent from the field in the Lithuanian League... Ranked first in the league in blocks, third in rebounds and second in field goal percentage (66.8 percent)... Scored in double figures in 22 games and grabbed double-digit rebounds nine times... Averaged 7.3 points, 5.1 rebounds and 1.4 blocks in 17.3 minutes in nine games in the VTB United League... Appeared in 15 games (five starts) in the Euroleague and averaged 7.7 points and 5.8 rebounds in 14.9 minutes while shooting 70.8 percent from the field and 88.5 percent from the free throw line. Saw action in four games in the Baltic League and averaged 12.0 points, 5.3 rebounds and 1.8 blocks in 20.8 minutes while shooting 79.2 percent from the field.

**2009-10 (Perlas Vilnius/Lietuvos Rytas):** Started the season in the Lithuanian League with Perlas Vilnius, averaging 11.6 points, 7.5 rebounds and 1.5 blocks in 21.9 minutes in 13 appearances... Played in eight Baltic League games, posting 12.4 points, 8.6 rebounds and 2.4 blocks... Joined Lietuvos Rytas in January and averaged 8.9 points, 5.1 rebounds and 1.2 blocks in 16.9 minutes in Lithuanian League play... Participated in eight Baltic League games with Lietuvos Rytas and averaged 11.0 points, 5.1 rebounds and 1.4 blocks... Competed with Lietuvos Rytas' junior team in the Ciutat de L'Hospitalet tournament, a qualification for the Nike International Junior Tournament, and averaged 21.5 points, 13.5 rebounds and 4.0 blocks in 28.4 minutes over four contests... Recorded 33 points vs. KK Split's junior squad and 24 rebounds against Unicaja's junior team.

**2008-09 (Perlas Vilnius):** Averaged 10.1 points, 7.8 rebounds and 2.1 blocks for Perlas Vilnius in Lithuania's second division (NKL)... Competed at the Nike International Junior Tournament for Lietuvos Rytas' junior team, averaging 16.1 points, 10.9 rebounds and 2.9 blocks in 21.3 minutes in eight games.

## NATIONAL TEAM

**FIBA Senior Team Events:** Represented Lithuania at the 2019 FIBA World Cup and averaged 14.0 points, 8.8 rebounds, 1.00 steals, and 1.60 blocks in 22.6 minutes while shooting 64.3 percent from the field in five games... Averaged 13.0 points, 6.0 rebounds, 2.0 assists and 2.50 blocks in 20.0 minutes in two games to guide Lithuania to a gold medal finish in the 2017 in the European World Cup Qualifier... Competed in nine games and averaged 15.8 points and 12.0 rebounds in 27.3 minutes at the 2017 EuroBasket... Averaged 6.7 points and 7.0 rebounds in 23.8 minutes in six games at the 2016 Olympic Games, helping Lithuania to a seventh-place finish... Averaged 16.0 points and 8.4 rebounds in 27.5 minutes in eight games at the 2015 EuroBasket... Recorded 14.4 points and 8.4 rebounds in 24.8 minutes in nine games at the 2014 FIBA World Cup... Registered 6.5 points and 5.2 rebounds in 16.5 minutes in 11 games at the 2013 EuroBasket, helping Lithuania win a silver medal... Tallied 4.2 points and 4.0 rebounds in 11.5 minutes in six appearances at the 2012 Olympic Games, guiding Lithuania to an eighth-place finish... Posted 8.0 points and 4.0 rebounds in 16.0 minutes in four contests during the 2012 Olympic Qualifiers, leading the team to a silver medal... Recorded 8.4 points and 4.1 rebounds in 15.7 minutes at the 2011 EuroBasket.





# JONAS VALANCIUNAS

PLAYERS

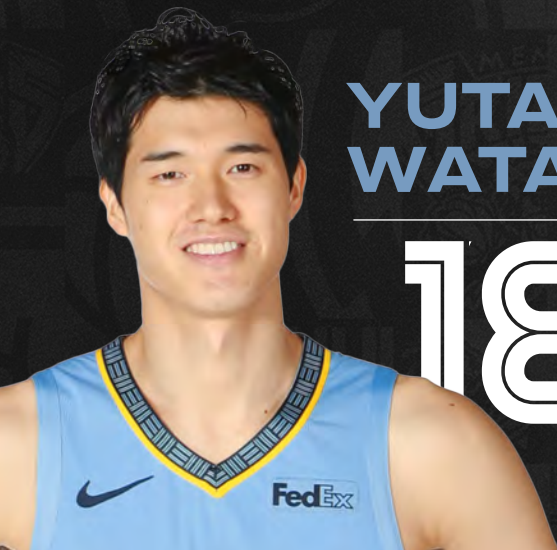
**FIBA Junior Team Events:** Averaged 23.0 points, 12.0 rebounds and 3.22 blocks in 30.9 minutes in nine games to win MVP and guide Lithuania to a gold medal at the 2011 FIBA U19 World Cup... Posted 19.4 points, 13.4 rebounds and 2.67 blocks in 30.2 minutes in nine contests to earn MVP honors and help Lithuania win gold at the 2010 FIBA U18 Euro Championship A... Recorded 19.3 points, 10.6 rebounds and 2.56 blocks in 27.6 minutes in nine games to lead Lithuania to a fourth-place finish at the 2009 FIBA U18 Euro Championship A... Registered 14.2 points, 11.1 rebounds and 2.25 blocks in 23.5 minutes in eight contests to win MVP and help Lithuania take gold at the 2008 FIBA U16 Euro Championship A... Tallied 2.3 points and 2.9 rebounds in 7.8 minutes in seven games as Lithuania won bronze at the 2007 FIBA U16 Euro Championship A.

## PERSONAL

Born May 6, 1992 in Utena, Lithuania... While with the Raptors, sponsored a ticket program for youth in the Lithuanian/Canadian community and surprised youth basketball players at clinics in Toronto... Participated in the NBA and FIBA Basketball Without Borders Europe camp in Istanbul, Turkey in June 2008.

## CAREER REGULAR SEASON GAME HIGHS

MIN	45	3/21/14, TOR VS OKC	FT	16	4/3/13, TOR VS WAS	AST	5	3/30/19, MEM AT PHO (2X)
FG	16	3/30/19, MEM AT PHO	FTA	18	4/3/13, TOR VS WAS	STL	3	4/1/16, TOR AT MEM (3X)
FGA	28	3/30/19, MEM AT PHO	OREB	11	3/30/19, MEM AT PHO (2X)	TOV	6	1/8/16, TOR AT WAS (2X)
3P	2	10/24/18, TOR VS MIN (7X)	DREB	23	3/22/19, MEM AT ORL	BLK	7	4/1/16, TOR AT MEM
3PA	4	3/23/18, TOR VS BRK (3X)	REB	24	3/22/19, MEM AT ORL	PTS	34	3/30/19, MEM AT PHO



# YUTA WATANABE

TWO-WAY CONTRACT

# 18

HEIGHT 6'9" WEIGHT 205

POSITION FORWARD

PRIOR TO NBA G. WASHINGTON

NBA SEASONS 1

## NBA Regular Season Statistics

Season	TM	G	GS	MP	FG	FGA	FG%	3P	3PA	3P%	FT	FTA	FT%	ORB	DRB	TRB	AST	STL	BLK	TOV	PF	PTS	RPG	APG	PPG
2018-19	MEM	15	0	174	15	51	.294	2	16	.125	7	10	.700	4	27	31	8	4	1	6	11	39	2.1	0.5	2.6
CAREER		15	0	174	15	51	.294	2	16	.125	7	10	.700	4	27	31	8	4	1	6	11	39	2.1	0.5	2.6

## NBA G League Statistics

Season	TM	G	GS	MP	FG	FGA	FG%	3P	3PA	3P%	FT	FTA	FT%	ORB	DRB	TRB	AST	STL	BLK	TOV	PF	PTS	RPG	APG	PPG
2018-19	MEM	33	32	1119	167	385	.434	41	123	.333	91	110	.827	53	187	240	93	29	38	52	71	466	7.3	2.8	14.1
CAREER		33	32	1119	167	385	.434	41	123	.333	91	110	.827	53	187	240	93	29	38	52	71	466	7.3	2.8	14.1

## PRO CAREER

**NBA Regular Season:** Appeared in 15 games as a reserve during his rookie season with the Memphis Grizzlies... Has averaged 2.6 points and 2.1 rebounds in 11.6 minutes while shooting 29.4 percent from the field, 70.0 percent from the free throw line... Has officially missed 21 games as a DNP (Coach's Decision), three games as a healthy scratch on the team's inactive list and 43 games while on assignment to the NBA G League... Has scored in double figures once.

**NBA G League:** Has appeared in 33 NBA G League games (32 starts) in one G League season and has averaged 14.1 points, 7.3 rebounds, 2.8 assists and 1.15 blocks in 33.9 minutes while shooting 43.4 percent from the field, 33.3 percent from three-point range and 82.7 percent from the free throw line for the Memphis Hustle... Has scored in double figures 22 times, including eight games with at least 20 points and one game with at least 30 points... Has grabbed double-digit rebounds nine times... Has posted six double-doubles... Has appeared in two postseason games, averaging 18.0 points, 7.5 rebounds, 5.0 assists and 1.50 blocks in 36.4 minutes.

**NBA Transactions:** Undrafted in the 2018 NBA Draft on June 21, 2018... Signed a two-way contract with the Memphis Grizzlies on July 20, 2018.

**2018-19 (Memphis):** Appeared in 15 games (zero starts) and averaged 2.6 points and 2.1 rebounds in 11.6 minutes while shooting 29.4 percent from the field and 70.0 percent from the free throw line in his rookie season... Missed a total of 67 games... DNP (Coach's Decision) 21 times... Listed as a healthy scratch on the team's inactive list three times... Away from the team 43 games as a two-way transfer to the Memphis Hustle... Scored in double figures once... Posted career highs with 10 points and five rebounds in 27 minutes on Feb. 7 at Oklahoma City... Recorded two points and two rebounds in five minutes in his NBA debut on Oct. 27 vs. Phoenix, becoming just the second Japanese-born player in NBA history to appear in a regular season game (Yuta Tabuse)... **NBA G League (Memphis):** Appeared in 33 games (32 starts) for the Memphis Hustle and averaged 14.1 points, 7.3 rebounds, 2.8 assists and 1.15 blocks in 33.9 minutes while shooting 43.4 percent from the field, 33.3 percent from three-point range and 82.7 percent from the free throw line... Scored in double figures 22 times, including eight games with at least 20 points and one game with at least 30 points... Grabbed double-digit rebounds nine times... Posted six double-doubles... Grabbed a G League career-high 12 rebounds on Nov. 27 vs. Northern Arizona... Scored a G League career-high 32 points on Nov. 21 vs. Fort Wayne... Helped guide the Hustle to its first NBA G League Playoffs and averaged 18.0 points, 7.5 rebounds, 5.0 assists and 1.50 blocks in 36.4 minutes in two postseason games.

## NATIONAL CAREER

Represented Japan in the 2019 FIBA World Cup and averaged 15.2 points, 5.6 rebounds and 1.6 assists in 32.3 minutes in five games... Competed for the Japanese National Team for two games in the 2016 Olympic Qualifier in Serbia and for four games in the 2013 FIBA Asia Cup, where he helped guide the team to a third-place finish.

BUSINESS  
OPS

MEDIA

COMMUNITY

HISTORY

PLAYOFFS

REVIEW

OPPONENTS

NBA

FEDERATION

AT A GLANCE



## COLLEGE CAREER

Played four seasons at George Washington University (2014-18)... Appeared in 134 games (107 starts) and averaged 10.9 points, 4.5 rebounds, 1.5 assists and 1.10 blocks in 30.1 minutes while shooting 42.5 percent from the field, 33.7 percent from three-point range and 78.8 percent from the free throw line... 2017-18 Atlantic 10 Defensive Player of the Year... Two-time A-10 All-Defensive Team (2017, 2018)... Ranks second in school history in blocks (147) and games played... Recipient of the Patricio Garino Defensive Award and Mike Brown MVP Award as a senior.

**2017-18 (Senior):** Started all 33 of his appearances and averaged 16.3 points, 6.1 rebounds, 1.6 assists and 1.64 blocks in 36.6 minutes while shooting 43.7 percent from the field, 36.4 percent from three-point range and 80.7 percent from the free throw line... Named A-10 Defensive Player of the Year... Selected to the A-10 All-Defensive Team for the second straight year... Recipient of the Patricio Garino Defensive Award and Mike Brown MVP Award... Ranked third in the conference in blocks per game... Named A-10 Co-Player of the Week (Dec. 4)... Scored in double figures 29 times, including seven games with at least 20 points and one game with at least 30 points... Grabbed double-digit rebounds four times and posted four double-doubles... Member of the GW Athletic Department Dean's List... Registered 19 points, 11 rebounds and a career-high seven blocks in the season opener on Nov. 10 vs. Howard... Totaled 16 points and a career-high 13 rebounds on Nov. 20 vs. Rider... Scored a career-high 31 points on Feb. 28 vs. Fordham.

**2016-17 (Junior):** Appeared in 28 games (27 starts) and averaged 12.2 points, 4.8 rebounds, 2.5 assists, 1.11 steals and 1.14 blocks in 35.1 minutes while shooting 44.4 percent from the field, 31.4 percent from three-point range and 81.7 percent from the free throw line... Voted to the A-10 All-Defensive Team... Missed seven games (Nov. 26-Dec. 15) with a calf injury... Scored in double figures 19 times, including one game with at least 20 points... Grabbed double-digit rebounds once and posted one double-double... Hauled in a season-high 12 rebounds on Nov. 15 vs. Siena... Scored a season-high 21 points on March 20 vs. Illinois-Chicago.

**2015-16 (Sophomore):** Appeared in 38 games (37 starts) and averaged 8.5 points, 4.0 rebounds, 1.4 assists and 1.05 blocks in 27.7 minutes while shooting 42.2 percent from the field, 30.6 percent from three-point range and 70.7 percent from the free throw line... Scored in double figures 12 times, including one game with at least 20 points... Scored a season-high 22 points on March 5 vs. Davidson.

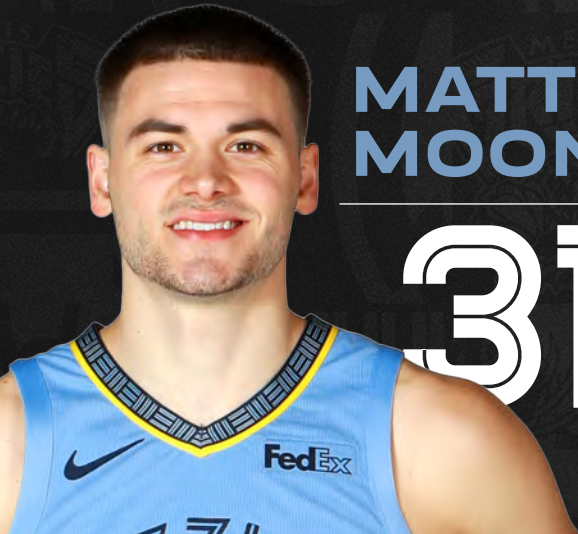
**2014-15 (Freshman):** Appeared in 35 games (10 starts) and averaged 7.4 points and 3.5 rebounds in 22.5 minutes while shooting 38.4 percent from the field, 34.8 percent from three-point range and 83.1 percent from the free throw line... Scored in double figures 10 times, including one game with at least 20 points... Scored a season-high 21 points on March 7 vs. Massachusetts.

## PERSONAL

Born October 13, 1994 in Kagawa, Japan... Labeled "The Chosen One" by The Japan Times, became the first Japanese-born student-athlete to earn an NCAA Division I men's basketball scholarship by signing with George Washington University... Became just the fourth Japanese-born student-athlete in NCAA Division I men's basketball history... Majored in Japanese Language and Literature at George Washington... Moved to the United States in 2013 and played his lone scholastic season in the USA for St. Thomas More High School in Connecticut... Averaged 13 points and six rebounds in helping St. Thomas More to a 26-8 overall record and an appearance in the National Prep Championship game, during which he scored a team-high 25 points... His improved play throughout the season helped him earn NEPSAC Class AAA First Team All-League accolades and he was also named to the National Prep School Invitational All-Tournament Team... Before coming to the United States, led Jinsei Gakuen High School to second place in the 2010 and 2011 All-Japan Tournaments... Both of his parents played in Japan's top leagues... His mother, Kumi, also played for the Japanese Women's National Team... His sister, Yuki, played for Aishin AQ of the Women's Japan Basketball League.

## CAREER REGULAR SEASON GAME HIGHS

MIN	27	2/7/19, MEM AT OKC	FT	4	2/7/19, MEM AT OKC	AST	2	3/31/19, MEM AT LAC (2X)
FG	3	2/7/19, MEM AT OKC	FTA	4	2/7/19, MEM AT OKC (2X)	STL	1	4/5/19, MEM AT DAL (4X)
FGA	8	4/10/19, MEM VS GSW (3X)	OREB	2	4/10/19, MEM VS GSW	TOV	1	4/5/19, MEM AT DAL (6X)
3P	1	2/5/19, MEM VS MIN (2X)	DREB	5	2/7/19, MEM AT OKC	BLK	1	11/14/18, MEM AT MIL
3PA	3	4/10/19, MEM VS GSW	REB	5	2/7/19, MEM AT OKC	PTS	10	2/7/19, MEM AT OKC



# MATT MOONEY

TRAINING CAMP INVITEE

# 31

HEIGHT 6'3" WEIGHT 200

POSITION GUARD

PRIOR TO NBA TEXAS TECH

NBA SEASONS ROOKIE

## NCAA Statistics

Season	TM	G	GS	MP	FG	FGA	FG%	3P	3PA	3P%	FT	FTA	FT%	ORB	DRB	TRB	AST	STL	BLK	TOV	PF	PTS	RPG	APG	PPG
2014-15	AF	29	8	558	74	165	.448	29	75	.387	22	28	.786	13	43	56	52	24	4	32	31	199	1.9	1.8	6.9
2016-17	SDS	34	34	1059	222	483	.460	76	207	.367	114	159	.717	14	138	152	71	75	5	96	65	634	4.5	2.1	18.6
2017-18	SDS	34	34	1040	227	510	.445	76	216	.352	107	129	.829	22	116	138	105	67	4	82	67	637	4.1	3.1	18.7
2018-19	TTU	38	38	1177	156	366	.426	49	127	.386	68	87	.782	7	111	118	126	70	4	94	74	429	3.1	3.3	11.3
CAREER		135	114	3834	679	1524	.446	230	625	.368	311	403	.772	56	408	464	354	236	17	294	237	1899	3.4	2.6	14.1

## PRO CAREER

**NBA Transactions:** Went undrafted in the 2019 NBA Draft on June 20, 2019... Signed a contract with the Memphis Grizzlies on Sept. 4, 2019.

## COLLEGE CAREER

Played his college career at Texas Tech University (2018-19), the University of South Dakota (2016-18) and Air Force (2014-15)... Appeared in 135 career games (114 starts) and averaged 14.1 points, 3.4 rebounds, 2.6 assists and 1.76 steals in 28.4 minutes while shooting 44.6 percent from the field, 36.8 percent from three-point range and 77.2 percent from the free throw line... Selected to the NCAA Final Four All-Tournament Team after helping guide Texas Tech to the 2019 NCAA championship game and the first Final Four in school history... Named All-Big 12 Second Team (2019), Big 12 All-Defensive Team (2019), Big 12 All-Newcomer Team (2019), NABC All-District 12 First Team (2017, 2018), All-Summit League First Team (2017, 2018), Summit League All-Tournament Team (2017, 2018), Summit League All-Newcomer Team (2017).

**2018-19 (Redshirt Senior):** Started all 38 games and averaged 11.3 points, 3.1 rebounds, 3.3 assists and 1.84 steals in 31.0 minutes while shooting 42.6 percent from the field, 38.6 percent from three-point range and 78.2 percent from the free throw line to help guide Texas Tech to the 2019 NCAA championship game and the first NCAA Final Four in program history... Selected to the NCAA Final Four All-Tournament Team, All-Big 12 Second Team, Big 12 All-Defensive Team... A graduate transfer, he was also named to the Big 12 All-Newcomer Team... Scored in double figures 24 times, including two games with at least 20 points... Scored a season-high 22 points in the Red Raiders' Final Four victory over Michigan State on April 6... Totaled 10 points in the championship game on April 8 vs. Virginia.

**2017-18 (Redshirt Junior):** Started all 34 games and averaged 18.7 points, 4.1 rebounds, 3.1 assists and 1.97 steals in 30.6 minutes while shooting 44.5 percent from the field, 35.2 percent from three-point range and 82.9 percent from the free throw line for South Dakota... Selected to the NABC All-District 12 First Team, All-Summit League First Team and Summit League All-Tournament Team... Scored in double figures 31 times, including 15 games with at least 20 points and five games with at least 30 points... Posted one double-double... Scored a career-high 33 points (13-26 FG, 5-10 3P, 2-4 FT) on Feb. 22 vs. South Dakota State.

**2016-17 (Redshirt Sophomore):** Started all 34 games and averaged 18.6 points, 4.5 rebounds, 2.1 assists and 2.24 steals in 31.1 minutes while shooting 46.0 percent from the field, 36.7 percent from three-point range and 71.7 percent from the free throw line for South Dakota... Named to the NABC All-District 12 First Team, All-Summit League First Team, Summit League All-Tournament Team and Summit League All-Newcomer Team... Scored in double figures 31 times, including 16 games with at least 20 points and two 30-point performances.

**2015-16 (Redshirt Freshman):** Sat out under NCAA transfer rules.

**2014-15 (Freshman):** Appeared in 29 games (eight starts) and averaged 6.9 points, 1.9 rebounds and 1.8 assists in 19.2 minutes while shooting 44.8 percent from the field, 38.7 percent from three-point range and 78.6 percent from the free throw line... Scored in double figures eight times, including one 20-point performance.

## PERSONAL

Born February 7, 1995 in Chicago, Illinois... Parents are Michael and Angela Mooney... Born on February 7... Graduated with his undergraduate degree in innovation and entrepreneurship in May 2018 from South Dakota... Chose Texas Tech over Creighton and Northwestern in graduate transfer process... Played high school basketball for Tom Les at Notre Dame College Prep near Chicago where he graduated Summa Cum Laude... Averaged 18.0 points, 6.0 rebounds and 4.0 assists per game as a senior... Captured All-State accolades and was a two-time All-Conference player.

BUSINESS  
OPS

MEDIA

COMMUNITY

HISTORY

PLAYOFFS

REVIEW

OPPONENTS

NBA

FEDERATION

AT A GLANCE





# TV ROSTER

PLAYERS



**HC** TAYLOR JENKINS

HEAD COACH  
COLLEGE: PENNSYLVANIA



**3** GRAYSON ALLEN

POSITION: GUARD  
HEIGHT: 6'5"  
WEIGHT: 198  
PRIOR TO NBA: DUKE/USA



**1** KYLE ANDERSON

POSITION: FORWARD  
HEIGHT: 6'9"  
WEIGHT: 230  
PRIOR TO NBA: UCLAS/USA



**24** DILLON BROOKS

POSITION: GUARD/FORWARD  
HEIGHT: 6'6"  
WEIGHT: 220  
PRIOR TO NBA: OREGON/CAN



**5** BRUNO CABOCLO

POSITION: FORWARD  
HEIGHT: 6'9"  
WEIGHT: 218  
PRIOR TO NBA: PINHEIROS/BR




**15** BRANDON CLARKE

POSITION: FORWARD  
HEIGHT: 6'8"  
WEIGHT: 210  
PRIOR TO NBA: GONZAGA/CAN



**99** JAE CROWDER

POSITION: FORWARD  
HEIGHT: 6'6"  
WEIGHT: 235  
PRIOR TO NBA: MARQUETTE/USA



**23** MARKO GUDURIC

POSITION: GUARD  
HEIGHT: 6'6"  
WEIGHT: 201  
PRIOR TO NBA: KK CRVENA ZVEZDA/SR



**44** SOLOMON HILL

POSITION: FORWARD  
HEIGHT: 6'7"  
WEIGHT: 225  
PRIOR TO NBA: ARIZONA/USA




ANDRE IGUODALA

POSITION: GUARD/FORWARD  
HEIGHT: 6'6"  
WEIGHT: 215  
PRIOR TO NBA: ARIZONA/USA



**13** JAREN JACKSON JR.

POSITION: FORWARD/CENTER  
HEIGHT: 6'11"  
WEIGHT: 242  
PRIOR TO NBA: MICHIGAN ST/USA




JOSH JACKSON

POSITION: GUARD/FORWARD  
HEIGHT: 6'8"  
WEIGHT: 207  
PRIOR TO NBA: KANSAS/USA



**21** TYUS JONES

POSITION: GUARD  
HEIGHT: 6'2"  
WEIGHT: 196  
PRIOR TO NBA: DUKE/USA




**46** JOHN KONCHAR

POSITION: GUARD/FORWARD  
HEIGHT: 6'5"  
WEIGHT: 210  
PRIOR TO NBA: FORT WAYNE/USA



**0** DE'ANTHONY MELTON

POSITION: GUARD  
HEIGHT: 6'4"  
WEIGHT: 200  
PRIOR TO NBA: USC/USA



**31** MATT MOONEY

POSITION: GUARD  
HEIGHT: 6'3"  
WEIGHT: 200  
PRIOR TO NBA: TEXAS TECH/USA



**12** JA MORANT

POSITION: GUARD  
HEIGHT: 6'3"  
WEIGHT: 175  
PRIOR TO NBA: MURRAY ST/USA



**25** MILES PLUMLEE

POSITION: CENTER  
HEIGHT: 6'11"  
WEIGHT: 249  
PRIOR TO NBA: DUKE/USA



**10** IVAN RABB

POSITION: FORWARD/CENTER  
HEIGHT: 6'10"  
WEIGHT: 220  
PRIOR TO NBA: CALIFORNIA/USA



**17** JONAS VALANCIUNAS

POSITION: CENTER  
HEIGHT: 7'0"  
WEIGHT: 265  
PRIOR TO NBA: LIETUVOS RYTAS/LT



**18** YUTA WATANABE

POSITION: FORWARD  
HEIGHT: 6'9"  
WEIGHT: 205  
PRIOR TO NBA: G. WASHINGTON/JP





## THROUGH THE DRAFT (2)

**Jaren Jackson Jr.** 2018 NBA Draft (4th overall, first round); signed multi-year contract on July 1, 2018

**Ja Morant** 2019 NBA Draft (2nd overall, first round); signed multi-year contract on July 1, 2019

## THROUGH TRADES (11)

**Ivan Rabb** Draft rights (35th overall in 2017) acquired from the Orlando Magic for a 2019 second round draft pick (from Brooklyn); signed a multi-year contract on Sept. 20, 2017

**Dillon Brooks** Draft rights (45th overall in 2018) acquired from the Houston Rockets for a 2018 second round draft pick; signed a multi-year contract on July 21, 2017

**Jonas Valanciunas** Acquired from the Toronto Raptors with Delon Wright, C.J. Miles and a 2024 second round draft pick for Marc Gasol on Feb. 7, 2019; re-signed a multi-year contract on July 11, 2019

**Grayson Allen** Acquired from the Utah Jazz with Jae Crowder, Kyle Korver, the draft rights to Darius Bazley (23rd overall in 2019) and a conditional 2020 first round draft pick for Mike Conley on July 6, 2019

**Jae Crowder** Acquired from the Utah Jazz with Grayson Allen, Kyle Korver, the draft rights to Darius Bazley (23rd overall in 2019) and a conditional 2020 first round draft pick for Mike Conley on July 6, 2019

**Brandon Clarke** Draft rights (21st overall in 2019) acquired from the Oklahoma City Thunder for the draft rights to Darius Bazley (23rd overall in 2019) and a 2024 second round draft pick on July 6, 2019

**Andre Iguodala** Acquired from the Golden State Warriors with a conditional 2024 first round draft pick for the two-way rights to Julian Washburn on July 6, 2019.

**Josh Jackson** Acquired from the Phoenix Suns with De'Anthony Melton, a 2020 second round draft pick and a conditional 2021 second round draft pick for Jevon Carter and Kyle Korver on July 7, 2019

**De'Anthony Melton** Acquired from the Phoenix Suns with Josh Jackson, a 2020 second round draft pick and a conditional 2021 second round draft pick for Jevon Carter and Kyle Korver on July 7, 2019

**Solomon Hill** Acquired from the Atlanta Hawks with Miles Plumlee for Chandler Parsons on July 7, 2019

**Miles Plumlee** Acquired from the Atlanta Hawks with Solomon Hill for Chandler Parsons on July 7, 2019

## THROUGH FREE AGENCY (7)

**Kyle Anderson** Signed a multi-year offer sheet on July 6, 2018; signed a multi-year contract on July 8, 2018

**Yuta Watanabe** Signed a two-way contract on July 20, 2018

**Bruno Caboclo** Signed a 10-day contract on Jan. 24, 2019; signed a second 10-day contract on Feb. 3, 2019; signed a multi-year contract on Feb. 13, 2019

**Tyus Jones** Signed a multi-year offer sheet on July 7, 2019; signed a multi-year contract on July 11, 2019

**John Konchar** Signed a two-way contract on July 8, 2019

**Marko Guduric** Signed a multi-year contract on July 31, 2019

**Matt Mooney** Signed a contract on September 4, 2019



# ROSTER

PLAYERS

NO.	PLAYER	POSITION	HEIGHT	WEIGHT	DATE OF BIRTH	PRIOR TO NBA/HOME COUNTRY	YEARS PRO
3	Grayson Allen	G	6-5	198	10/8/1995	Duke/USA	1
1	Kyle Anderson	F	6-9	230	9/20/1993	UCLA/USA	5
24	Dillon Brooks	G/F	6-6	220	1/22/1996	Oregon/Canada	2
5	Bruno Caboclo	F	6-9	218	9/21/1995	Pinheiros/Brazil	5
15	Brandon Clarke	F	6-8	210	9/19/1996	Gonzaga/Canada	R
99	Jae Crowder	F	6-6	235	7/6/1990	Marquette/USA	7
23	Marko Guduric	G	6-6	201	3/8/1995	KK Crvena Zvezda/Serbia	R
44	Solomon Hill	F	6-7	225	3/18/1991	Arizona/USA	6
--	Andre Iguodala	G/F	6-6	215	1/28/1984	Arizona/USA	15
13	Jaren Jackson Jr.	F/C	6-11	242	9/15/1999	Michigan State/USA	1
--	Josh Jackson	G/F	6-8	207	2/10/1997	Kansas/USA	2
21	Tyus Jones	G	6-2	196	5/10/1996	Duke/USA	4
46	John Konchar	G/F	6-5	210	3/22/1996	Fort Wayne/USA	R
0	De'Anthony Melton	G	6-4	200	5/28/1998	USC/USA	1
31	Matt Mooney	G	6-3	200	2/7/1995	Texas Tech/USA	R
12	Ja Morant	G	6-3	175	8/10/1999	Murray State/USA	R
25	Miles Plumlee	C	6-11	249	9/1/1988	Duke/USA	7
10	Ivan Rabb	F/C	6-10	220	2/4/1997	California/USA	2
17	Jonas Valanciunas	C	7-0	265	5/6/1992	Lietuvos Rytas/Lithuania	7
18	Yuta Watanabe	F	6-9	205	10/13/1994	George Washington/Japan	1

## Head Coach

Taylor Jenkins (Pennsylvania)

## Assistant Coach

Niele Ivey (Notre Dame)

## Assistant Coach

Brad Jones (Lambuth)

## Assistant Coach

David McClure (Duke)

## Assistant Coach

James "Scoonie" Penn (Ohio State)

## Assistant Coach

Vitaly Potapenko (Wright State)

## Assistant Coach

Neven Spahija (Croatia)

## Director of Sports Medicine

Eric Oetter (Georgia)

## PRONUNCIATION GUIDE

Dillon Brooks (DILL-en)

Ja Morant (Jah mo-RANT)

Bruno Caboclo (cuh-BO-clo)

Eric Oetter (Otter)

Jae Crowder (JAY)

Vitaly Potapenko (po-TAH-pen-ko)

Marko Guduric (gud-ur-rich)

Ivan Rabb (EYE-vin RAB)

Andre Iguodala (ig-uh-DAH-luh)

Neven Spahija (NEV-in SPA-he-ah)

Niele Ivey (knee-L)

Jonas Valanciunas (YO-nahs vah-lahn-CHEW-nas)

Jaren Jackson Jr. (JAIR-in)

Yuta Watanabe (YOU-tuh wah-tuh-NAH-bay)

# EXECUTIVE

EXECUTIVE





## ROBERT PERA

CHAIRMAN AND CONTROLLING OWNER

Robert Pera has served as Chairman and Controlling Owner of the Grizzlies since 2012. Pera has made significant investments into the Grizzlies, and under his stewardship, the organization has experienced unprecedented success, including a club-record 56-win season and the club's first appearance in the Western Conference Finals. The Grizzlies have also won more playoff games during Pera's tenure than in the 17 seasons prior.

More importantly, Pera has stayed true to his commitment to "make a positive and meaningful difference in the community," becoming a strong supporter of the Grizzlies Foundation. Understanding the power of sport to transform lives, particularly those of children at risk, the Grizzlies Foundation has invested significantly in: increasing the number of high school graduates prepared for success in college and the workforce; enabling positive adult mentors to engage in youth mentoring and development; and ensuring that all Memphians have access to healthy exercise spaces. The Grizzlies are

the first professional sports team ever to receive the prestigious President's Council on Fitness, Sports and Nutrition Award in recognition of exemplary service to the broader community.

Pera, who grew up in Silicon Valley and established his first computer services company at the age of 16, founded Ubiquiti Networks Inc., a next-generation, global communications technology company, with \$30,000 of his personal savings. Pera saw an opportunity to enhance existing 802.11 WiFi technology such that it could be used to bring the internet to underserved areas (e.g., rural areas and developing regions) lacking the infrastructure to access the internet through traditional avenues. Ubiquiti has since successfully expanded into new market segments (e.g., enterprise-class networking equipment and consumer electronics). Under Pera's leadership, Ubiquiti has made meaningful progress towards closing the digital divide. Ubiquiti's community of grass roots operators have connected millions of people to the Internet in some of the most remote regions in the world. Pera continues to serve as Ubiquiti's Chief Executive Officer and Chairman, roles for which he does not receive any stock or equity compensation.

Pera has received numerous accolades and widespread media recognition, including Top 10 "Young and Powerful CEOs under 40" and Top 10 "Youngest Billionaires in the World." Pera earned a Bachelor of Arts in Japanese Language, a Bachelor of Science in Electrical Engineering and a Master of Science in Electrical Engineering, all from the University of California, San Diego. Upon graduating, he accepted a position as a hardware engineer at Apple where he worked until leaving to launch Ubiquiti.

# BASKETBALL OPERATIONS







# BASKETBALL OPERATIONS

## ZACHARY Z. KLEIMAN

EXECUTIVE VICE PRESIDENT OF BASKETBALL OPERATIONS



Zachary Z. Kleiman enters his fifth season with the Memphis Grizzlies and his first as Executive Vice President of Basketball Operations after his promotion to the role on April 11, 2019. As the franchise's lead basketball operations executive, Kleiman manages and oversees all player personnel matters, including professional and amateur scouting, draft preparations, player acquisitions, salary cap management and the team's sports medicine programs.

Kleiman served the Grizzlies last season as Assistant General Manager. In this role, he participated in strategic efforts of the front office (including those related to salary cap management and the Collective Bargaining Agreement), handled various negotiations on behalf of the group and served as the team's primary liaison to the NBA on basketball operations-related matters.

Kleiman joined the organization in 2015 as the team's in-house legal counsel and worked in this capacity in addition to his responsibilities with the basketball operations department. In his role as team counsel, he was responsible for drafting, reviewing and negotiating agreements and providing guidance in connection with a broad range of business and basketball matters.

Prior to joining the Grizzlies, Kleiman practiced law at Proskauer Rose LLP, an international law firm based in New York. At Proskauer, Kleiman represented clients in the sports industry – including the National Basketball Association, Major League Soccer, Major League Baseball and the Buffalo Bills – in connection with a wide array of corporate matters, including team acquisitions and sales, financings, media rights, sponsorships and other commercial transactions.

Kleiman began his career in professional sports with internships with the then-Charlotte Bobcats (Basketball Operations), Oakland Raiders (Legal), Los Angeles Lakers (Public Relations) and New York Knicks (Basketball Operations).

Originally from Chicago, Kleiman earned his bachelor's degree, cum laude, in psychology from the University of Southern California and his J.D., cum laude, from the Duke University School of Law.



## TAYSHAUN PRINCE

VICE PRESIDENT OF BASKETBALL AFFAIRS

Tayshaun Prince enters his third season in the Memphis Grizzlies' front office and his first as Vice President of Basketball Affairs after serving the previous two seasons as Special Advisor to the General Manager. In his current role, Prince serves as a mentor for younger players on the team, consults with the team's front office and coaching staff and assists in the scouting and evaluation of pro and college personnel.

Prince returned to Memphis in 2017 following a 14-year NBA career during which he captured an NBA Championship with the Detroit Pistons in 2004, earned four consecutive All-Defensive Second Team honors (2004-08) and helped lead the Grizzlies to the Western Conference Finals in 2013. Prince played 12 seasons in Detroit and ranks fifth in Pistons franchise history in games played (792) and three-point field goals made (510), eighth in points (10,006) and blocks (448) and ninth in assists (2,074).

During his career, Prince appeared in 1,017 regular season games (902 starts) for the Pistons, Grizzlies, Boston Celtics and Minnesota Timberwolves and averaged 11.1 points, 4.3 rebounds and 2.4 assists in 31.0 minutes. He was drafted by Detroit in the first round (23rd overall of the 2002 NBA draft) following a four-year collegiate career at the University of Kentucky, where he was named the Southeastern Conference Player of the Year and earned Consensus All-American Second Team honors in 2001.

Prince was a member of the 2008 United States Men's National Basketball Team which won the gold medal in the 2008 Summer Olympics in Beijing, China.



## RICH CHO

VICE PRESIDENT OF BASKETBALL STRATEGY

Rich Cho enters his first season with the Memphis Grizzlies as Vice President of Basketball Strategy after joining the organization on April 17, 2019. Cho assists Executive Vice President of Basketball Operations Zachary Z. Kleiman in various aspects of basketball operations, including salary cap matters, basketball analytics, player contracts and player acquisitions.

A native of Burma who immigrated to the United States with his family in 1968 when he was three years old, Cho became the first Asian-American general manager in American major league sports when he served as General Manager of the Portland Trail Blazers in 2010-11. He then worked seven seasons (2011-18) as General Manager of the Charlotte Hornets, where he served as the franchise's lead basketball operations executive.

Prior to his stint in Portland, Cho spent 10 seasons (2000-10) as Assistant General Manager of the Seattle SuperSonics/Oklahoma City Thunder. He entered the NBA in 1995 as an intern with the SuperSonics while earning a law degree from Pepperdine University School of Law. After serving as a part-time consultant for the SuperSonics in 1997, Cho was hired as the team's Director of Basketball Affairs in 1998 before being promoted to Assistant General Manager in 2000.

A member of the Washington State Bar, Cho also served as Vice President of Legal for the SuperSonics from 2005-07 in addition to his duties as Assistant GM. Following the team's move to Oklahoma City, Cho also oversaw the Thunder's NBA G League affiliate, the Tulsa 66ers, and their run to the championship game in 2009-10.

Cho earned an engineering degree from Washington State University and worked as an engineer at Boeing in Seattle from 1989-94 before leaving to enroll at Pepperdine in order to pursue his passion in professional sports. His law degree from Pepperdine includes an emphasis in sports law, contract negotiations and dispute resolution.

During his internship with the SuperSonics, Cho, along with two Microsoft programmers, helped design and implement one of the NBA's most advanced and comprehensive college and professional player evaluation systems that integrates player statistics, scouting information and contract details.

An avid explorer of restaurants and cuisine, Cho founded an interactive food blog site called Bigtime (bigtimebites.com) to bring basketball fans and food lovers across the country together. Cho also enjoys staying active by playing basketball, tennis, ping-pong and softball in his spare time. During the 2017 NBA Summer League in Las Vegas, Cho won the NBA Summer League Table Tennis Challenge Benefitting St. Jude Children's Research Hospital for the second time (previously won in 2013). Cho and his wife, Julie, have two daughters, Miranda and Annika.

INTRO

PLAYERS

EXECUTIVE

BASKETBALL OPS

BUSINESS OPS

MEDIA

COMMUNITY

HISTORY

PLAYOFFS

REVIEW

OPPONENTS

NBA

FEDERFORUM

AT A GLANCE



# BASKETBALL OPERATIONS

## CHANTAL HASSARD

VICE PRESIDENT OF TEAM OPERATIONS AND PLAYER PROGRAMS



Chantal Hassard enters her 25th season with the Grizzlies organization and fourth as Vice President of Team Operations and Player Programs. An original member of the Grizzlies basketball operations department, Hassard has worked closely with each head coach since the Grizzlies' inaugural season in 1995 in Vancouver.

Expanding from her previous roles as director of team services and director of team operations, Hassard manages the Grizzlies' administration systems and development and serves as the team's player development representative, providing Grizzlies players with educational programs and critical support services. She also ensures team-related activities are arranged and maintains

on- and off-court community initiatives.

Prior to joining the Grizzlies, Hassard began her sports career in 1993 as the team operations assistant for the NHL's Vancouver Canucks.

Hassard supports the National Bone Marrow Donor Program and animal welfare organizations. She also serves as a member of the NBA's steering committee on player development.

## CHRIS MAKRIS

DIRECTOR OF PLAYER PERSONNEL



Chris Makris enters his sixth season with the Memphis Grizzlies and his third as Director of Player Personnel. In his current role, Makris oversees all aspects of the Grizzlies player evaluation process, including preparation for the NBA draft, free agency and trade opportunities. In addition, he is an integral part of the team's strategic process regarding salary cap and collective bargaining agreement related decisions.

Makris previously served nine seasons as general manager of the NBA G League's Iowa Energy. Appointed as Iowa's GM at age 27, Makris guided the organization to four division titles, winning the NBA G League Championship in 2011. During his tenure, he became the NBA G League's all-time leader

for regular season wins by a general manager and became the only GM in league history to guide his teams to four division crowns. Under his direction, the Energy tied a league record by qualifying for the playoffs four consecutive seasons (2008-12).

A native of Rhinelander, Wisconsin, Makris has a six-year-old son, Hudson. He attended Drake University, where he played quarterback on the football team.



## GLEN GRUNWALD

### SENIOR ADVISOR

Glen Grunwald enters his first season with the Memphis Grizzlies as Senior Advisor for the franchise's basketball operations department. Grunwald also currently serves as President and Chief Executive Officer of Canada Basketball following four seasons (2014-18) as Director of Athletics and Recreation at McMaster University in Hamilton, Ontario, Canada.

Grunwald brings nearly 20 years of senior executive experience to the Grizzlies following his tenures with the Toronto Raptors and New York Knicks. Hired by the Knicks in 2006, Grunwald spent seven seasons (2006-13) in New York, including the last two as Executive Vice President and General Manager, constructing a roster that won 54 games in his final season at the helm (2012-13). An original member of the Toronto front office, Grunwald served a decade (1994-2004) with the Raptors, including his final seven seasons (1997-2004) as General Manager, and led the organization to its first three playoff appearances (2000-02).

Prior to joining the Raptors, Grunwald also spent four years as Vice President, General Counsel for the Denver Nuggets. Grunwald, who earned Canadian citizenship in 1999, also worked for two years (2004-06) as President and CEO of the Toronto Board of Trade before joining the Knicks.

The Chicago native graduated from Indiana University in 1981, where he co-captained the Hoosiers' 1981 NCAA Championship team. He earned his law degree from Northwestern in 1984 and added a master's degree in business administration from Indiana in 1986.



## CHRIS WALLACE

### SENIOR ADVISOR OF PLAYER PERSONNEL

Chris Wallace enters his 13th season with the Memphis Grizzlies and his first as Senior Advisor of Player Personnel.

Wallace joined the Grizzlies' front office in 2007 and was responsible for assembling the "Core Four" of Mike Conley, Marc Gasol, Zach Randolph and Tony Allen, a quartet of players that helped lead the Grizzlies to seven consecutive playoff appearances, the first postseason series victory in franchise history in 2011 and a trip to the 2013 Western Conference Finals.

Before coming to Memphis, Wallace spent 10 seasons (1997-2007) as the General Manager of the Boston Celtics, where he had a hand in all basketball-related decisions, including free agent signings, trades and draft preparations. Prior to his time in Boston, Wallace served as Director of Player Personnel for the Miami Heat following four seasons with the organization as a scout. He has also worked in various scouting capacities for the Portland Trail Blazers, Denver Nuggets, Los Angeles Clippers and New York Knicks. In addition, he has worked as a draft consultant for the United States Basketball League (USBL).

Wallace, an avid basketball fan before breaking into the NBA, got his start in basketball in 1981 when he founded the award-winning Blue Ribbon College Basketball Yearbook.



# BASKETBALL OPERATIONS



## TAYLOR JENKINS

HEAD COACH

Taylor Jenkins enters his first season as head coach of the Memphis Grizzlies after being named to the position on June 11, 2019.

Jenkins comes to Memphis after serving last season as an assistant coach under two-time NBA Coach of the Year Mike Budenholzer with the Milwaukee Bucks, helping guide the team to the NBA's best regular season record (60-22), a trip to the 2019 Eastern Conference Finals and the league's highest-scoring offense (118.1 points per game). He was an assistant coach for Team Giannis in the 2019 NBA All-Star Game.

Before joining the Bucks, Jenkins spent five seasons (2013-18) as an assistant coach under Budenholzer with the Atlanta Hawks, where he helped coach the team to four postseason appearances, including the 2015 Eastern Conference Finals. He was an assistant coach for the 2015 NBA Eastern Conference All-Star Team.

Jenkins' previous experience includes one season (2012-13) as head coach of the Austin Toros (now Spurs), the NBA G League affiliate of the San Antonio Spurs, where he led the team to the NBA G League Playoffs. Jenkins had spent four seasons (2008-12) as an assistant coach with the Toros, working under head coaches Quin Snyder and Brad Jones, and was a member of the club's 2012 championship team and playoff runs in 2009 and 2010. He interned with San Antonio's basketball operations department during the 2007-08 season.

Jenkins attended The Wharton School at the University of Pennsylvania and graduated with a Bachelor of Science degree in Economics while concentrating in Management and minoring in Psychology. He and his wife, Chantall, have three sons and one daughter.





**NIELE IVEY**

ASSISTANT COACH

Niele Ivey enters her first season with the Memphis Grizzlies as an assistant coach for head coach Taylor Jenkins following 12 seasons (2007-19) on the sidelines at her alma mater of Notre Dame, where she was the recruiting coordinator beginning in 2012 and was promoted to associate head coach in 2015 for the Fighting Irish women's basketball program under head coach Muffet McGraw. Ivey is the ninth active female coach in the NBA.

During her time on the sidelines, Ivey helped guide Notre Dame to a 385-55 (.875) record, including seven NCAA Women's Final Four berths, six NCAA title game appearances, a 2018 national championship and 13 conference championships.

One of the most successful figures in program history, Ivey is the common link between all nine of the school's Final Four appearances (seven as a coach, two as a player). She earned AP All-America Third Team honors, the first Fighting Irish point guard to be so recognized, and was the recipient of the 2001 Frances Pomeroy Naismith Award as a senior while leading Notre Dame to its first national title.

Following her collegiate playing career, Ivey played five seasons in the WNBA before joining Xavier University for two seasons (2005-07) as an administrative assistant on the women's basketball staff.

A native of St. Louis, Ivey graduated from Notre Dame's College of Arts and Letters in 2000 with a bachelor's degree in history.

**BRAD JONES**

ASSISTANT COACH

Brad Jones begins his second season in the Memphis Grizzlies organization and his first as an assistant coach under head coach Taylor Jenkins. Jones served as head coach of the Memphis Hustle, the Grizzlies' NBA G League affiliate, during the 2018-19 season, leading the club to its first playoff appearance and victory during its run to the 2019 Western Conference Semifinal round.

Prior to joining the Grizzlies organization, Jones served as General Manager of the NBA G League's Iowa Wolves and as a pro scout for the NBA parent club, the Minnesota Timberwolves, from 2016-18. Jones won an NBA G League championship in 2012 as head coach of the then Austin Toros (now Spurs) and also led the Utah Flash to the 2009 NBA G League Finals. In five combined seasons with the two teams

(Utah, 2007-10; Austin, 2010-12), Jones compiled a 148-118 (.556) record, submitting a winning record for both teams and winning two Western Conference titles. Jones still owns Austin's franchise record for wins in a regular season (33).

Jones' experience also extends to the NBA coaching ranks, spending four seasons with the Utah Jazz (2012-16) where he worked his way from assistant coach for player development to Quin Snyder's lead assistant coach for his final two seasons in Salt Lake City.

Jones began his coaching career in 1990 at his alma mater of Lambuth University in Jackson, Tennessee and served as the Eagles' head coach from 1996-2001. As a senior at Lambuth, he was the captain of the basketball team and was named the school's Male Athlete of the Year and Scholar Athlete of the Year. He earned his master's degree in kinesiology from the University of Memphis.

Jones and his wife Lori have three children: Justin, Isabella and Jackson.

INTRO

PLAYERS

EXECUTIVE

BASKETBALL OPS

BUSINESS OPS

MEDIA

COMMUNITY

HISTORY

PLAYOFFS

REVIEW

OPPONENTS

NBA

FEDERATION

AT A GLANCE



# BASKETBALL OPERATIONS



## DAVID McCLURE

### ASSISTANT COACH

David McClure begins his first season with the Memphis Grizzlies as an assistant coach under head coach Taylor Jenkins.

McClure joins the Grizzlies after spending three seasons (2016-19) under head coach Nate McMillan as an assistant coach leading the player development department for the Indiana Pacers, where he was a part of three straight playoff appearances in 2017, 2018 and 2019. He spent two previous seasons (2014-16) as a player development quality assurance assistant for the San Antonio Spurs, where he worked with Spurs head coach Gregg Popovich.

A graduate of Duke University, the Connecticut native played five years (2004-09) for head coach Mike Krzyzewski and was a member of the Blue Devils' ACC title teams in 2005, 2006 and 2009.

After leaving Duke, McClure played the 2009-10 season with the NBA G League's Austin Toros (now Spurs) and was coached by Jenkins, who was an assistant in Austin under current Utah Jazz head coach Quin Snyder. He also played professionally for four years (2010-14) in the Lithuanian Basketball League.



## JAMES "SCOONIE" PENN

### ASSISTANT COACH

James "Scoonie" Penn enters his first season with the Memphis Grizzlies as an assistant coach for head coach Taylor Jenkins following two seasons (2017-19) as director of player development at his alma mater of The Ohio State University.

Penn originally attended Boston College where he was named the 1995-96 Big East Rookie of the Year and selected to the 1996-97 All-Big East First Team. He then transferred to Ohio State, where he was named the 1998-99 Big Ten Player of the Year and led the Buckeyes to the 1999 NCAA Final Four.

A two-time All-American and All-Big Ten selection while at Ohio State, Penn scored 1,076 points for the Buckeyes, and his 123 points scored in NCAA Tournament play rank seventh in program history.

Voted into The Ohio State Athletics Hall of Fame in 2013, the Massachusetts native was drafted by the Atlanta Hawks in the second round of the 2000 NBA Draft and enjoyed an 11-year professional career in Europe.



## VITALY POTAPENKO

### ASSISTANT COACH

Vitaly Potapenko begins his second season with the Memphis Grizzlies as an assistant coach and his first on the sidelines with head coach Taylor Jenkins.

Before joining the Grizzlies prior to the 2018-19 season, Potapenko served five seasons (2013-18) as the assistant director of player development for the Cleveland Cavaliers. Prior to his time in Cleveland, Potapenko spent one season (2012-13) as an assistant coach with the NBA G League's Santa Cruz Warriors, helping guide the team to its first G League Finals appearance. He also was as an assistant coach for the Dakota Wizards during the 2011-12 season before the franchise relocated to Santa Cruz.

Potapenko served an assistant coach for the Indiana Pacers during the 2010-11 season after serving as an assistant coach for the G League's Fort Wayne Mad Ants in 2009-10.

Selected by Cleveland with the 12th overall pick in the 1996 NBA Draft, Potapenko appeared in 610 games (189 starts) with four teams and averaged 6.5 points and 4.5 rebounds in 19.0 minutes over 11 seasons (1996-2007).

Before playing in the NBA, Potapenko played for Budivelnik (Ukraine) from 1992-1994 and finished his career playing for MMT Estudiantes in the Spanish ACB during the 2007-2008 season. Nicknamed "The Ukraine Train," the Kiev native played two seasons collegiately at Wright State University where he was named All-Midwestern Collegiate Conference.



## NEVEN SPAHIJ

### ASSISTANT COACH

Neven Spahija enters his first season on the sidelines with the Memphis Grizzlies as an assistant coach under head coach Taylor Jenkins.

A Croatia native and former Croatian Coach of the Year during his nearly 30 years of international experience, Spahija served as head coach for Maccabi Tel Aviv before joining the Grizzlies. Spahija guided Maccabi Tel Aviv to the 2018 Israeli League championship, his second Israeli League title (2007), in his final full season with the club.

Spahija worked alongside Jenkins for three seasons with the Atlanta Hawks as assistant coaches under Mike Budenholzer. During his time in Atlanta, Spahija helped lead the Hawks to a 151-95 record and a trip to the 2015 Eastern Conference Finals. He also served as an assistant coach for the 2015 Eastern Conference All-Star Team.

Spahija has won eight domestic league titles in six countries – Slovenia, Croatia, Lithuania, Spain, Israel and Turkey – and has been a head coach in Russia and Italy. He won the 2009-10 Eurocup with Valencia (Spain), reached the finals of the 2003 ULEB Cup with Krka (Slovenia) and the 2008 Euroleague Final Four with Tau Ceramica (Spain).

He also has spent time as head coach of the Croatian National team (2001-05) and the Under-22 National Team that took the silver medal at the 2001 FIBA Under-22 World Championships.

INTRO

PLAYERS

EXECUTIVE

BASKETBALL OPS

BUSINESS OPS

MEDIA

COMMUNITY

HISTORY

PLAYOFFS

REVIEW

OPPONENTS

NBA

FEDERATION

AT A GLANCE



# BASKETBALL OPERATIONS



## ERIC OETTER

DIRECTOR OF SPORTS MEDICINE

Eric Oetter enters his fourth season with the Memphis Grizzlies and second as the Grizzlies' Director of Sports Medicine. As a dual-credentialed performance therapist, Eric directs an interdisciplinary team of athletic trainers, performance coaches, physical therapists, sport scientists, and dietetic chefs in the pursuit of health optimization and performance longevity for the Grizzlies' athletes.

Before coming to Memphis, Eric was a Ph.D. candidate in Georgia Tech's Applied Physiology program, focusing his studies on the brain and nervous system rehabilitation. Eric earned his Doctor of Physical Therapy degree from the Emory University School of Medicine; he also holds a Bachelor's of Science degree in Exercise and Sport Science from the University of Georgia and is certified by the National

Strength and Conditioning Association as a Certified Strength and Conditioning Specialist.




## CHRISTOPHER CHASE

DIRECTOR OF PERFORMANCE

Chris Chase enters his third season with the Memphis Grizzlies and second as Director of Performance. He previously served as a strength and conditioning coach for the Atlanta Hawks and the University of Southern California.

Chase holds a Bachelor of Science degree in Exercise Science from the University of Connecticut, a Master of Science degree in Strength and Conditioning from Springfield College and is certified by the National Strength and Conditioning Association as a Certified Strength and Conditioning Specialist.



## MICHAEL RONCARATI

DIRECTOR OF REHABILITATION

Michael Roncarati enters his seventh NBA season and first with the Memphis Grizzlies as Director of Rehabilitation after spending time with the Golden State Warriors, Atlanta Hawks and, most recently, the Sacramento Kings. Michael is a dual-credentialed performance physical therapist and strength and conditioning coach who manages the reconditioning process implementation of individualized musculoskeletal health maintenance programs for all Grizzlies players.

Michael is a native of Cumberland, Rhode Island and earned his Doctor of Physical Therapy degree from Northeastern University in Boston, Massachusetts. He is certified by the National Strength and Conditioning Association as a Certified Strength and Conditioning Specialist.



## ELLIOT PERRY

DIRECTOR OF PLAYER SUPPORT

Memphis native Elliot Perry enters his 13th season with the Memphis Grizzlies and sixth in the basketball operations department as Director of Player Support. In this role, Perry's responsibilities include but are not limited to preparing Grizzlies players for life after basketball and advising with respect to community investment. In addition, Perry has been a limited partner of the Grizzlies' ownership group since 2005 and is entering his 11th season on the team's radio broadcast as an analyst alongside play-by-play announcer Eric Hasseltine.

A graduate of Treadwell High School, Perry started every game in his four-year collegiate career (1987-91) with his hometown Memphis State Tigers and led his team to two NCAA Tournament berths, including a second round appearance in 1987, before graduating with a degree in marketing. Drafted in the second round (37th overall) of the 1991 NBA Draft by the Los Angeles Clippers, Perry played 10 seasons in the NBA for seven different teams, including a two-game stint with the Memphis Grizzlies in his final season (2001-02). Perry, who became known as "Socks" because of his trademark knee-highs, finished runner-up for the 1995 NBA Most Improved Player Award as a member of the Phoenix Suns.

Perry, a 2009 inductee in the Tennessee Sports Hall of Fame, is committed to making a difference in his community. He founded the SOCKS (Supporting Our Community and Kids) Banquet to provide financial support to those organizations that are making a difference in the Memphis area as it relates to kids. Perry also is an active member of the Grizzlies Foundation mentoring programs and serves as Chairman of the Grizzlies Foundation Board. He also is a current board member of the National Civil Rights Museum and Teach for America.



## JASON MARCH

MEMPHIS HUSTLE HEAD COACH

Jason March enters his first season as head coach of the Memphis Hustle and his 10th overall with the Memphis Grizzlies organization.

March returns to the organization following a three-year stint (2016-19) as an assistant coach with the Sacramento Kings. He had previously spent nine seasons in Memphis (2007-16), including his final three seasons as an assistant coach and advance scout. During this time, March served as head coach of the Grizzlies summer league squad that captured the championship at the 2015 Orlando Pro Summer League. He began his time with the Grizzlies in the video department, eventually serving as Director of Basketball Information and Technologies.

March joined the NBA in 2005 as an assistant video coordinator with the Phoenix Suns and served two seasons in the role before coming to Memphis.

A Florida native who graduated from Florida State University, March resides in Olive Branch, Mississippi with his wife Barkley and two children, Easton and Oakley.



## DANIEL MARCUS

MEMPHIS HUSTLE GENERAL MANAGER / PERSONNEL EVALUATOR

Daniel Marcus enters his seventh season with the Memphis Grizzlies front office and his first as a personnel evaluator. In addition, Marcus enters his third season as General Manager of the Memphis Hustle, the Grizzlies' NBA G League affiliate.

Marcus' role with the Grizzlies consists of wide-ranging endeavors within the basketball operations department related to personnel evaluation across all levels – NCAA, NBA, international and the NBA G League – to assist in draft, free agent and trade preparations. In addition, Marcus utilizes both salary cap and statistical analyses to aid in player valuation.

As General Manager of the Hustle, Marcus has overseen all basketball decisions related to the Grizzlies' official NBA G League affiliate since the team's move to Memphis during its inaugural 2017-18 season. Under Marcus' leadership during the Hustle's second season in 2018-19, the Hustle posted a 28-22 (.560) record and achieved both the first-ever playoff berth and playoff victory in franchise history. In addition, the Hustle has had five different players receive NBA Call-Ups over its first two seasons.

The New York native graduated in 2010 from the Olin School of Business at Washington University in St. Louis with majors in finance, marketing and Spanish. Prior to joining the Grizzlies, he assumed various roles in the finance industry in Manhattan.





# BASKETBALL OPERATIONS



Sunny Ahuwalla



Nolan Anschuetz



Brett Burman



Anthony Bynum



J.T. Campbell



Mariah Chandler



Joey Davey



Tommy Eames



Kristin Farrell



Vince Ford



Adam Johansen



Stephen McAfee



Erin McKinney



Briane Miller



Michael Noyes



Joe Pettitt



Davide Prati



Paul Robinson



David Russell



Steve Senior



Bob Thate



Shane Turner



Michael Whalen

## NOT PICTURED:

Brady Graber  
Josh Henderson  
Alex Lloyd  
Durwood McCoy  
Octavia Rodgers  
Erik Schmidt  
T.C. Swirsky

# BUSINESS OPERATIONS





## BUSINESS OPERATIONS



### JASON WEXLER

#### PRESIDENT

Jason Wexler enters his sixth season with the Memphis Grizzlies and FedExForum and first as President. Wexler has leadership responsibility for Business Operations and Basketball Operations. Wexler was previously President of Business Operations and joined the organization as Chief Operating Officer in April 2013.

Prior to the Grizzlies, he served as President of the Henry Turley Company where he was responsible for spearheading efforts to realize compelling city center development initiatives and managing the day-to-day operations of a full service real estate firm. Before that, Wexler founded the real estate development and investment firm Greenhat Partners LLC, and was a partner in the Memphis law firm of Hanover, Walsh,

Jalenak and Blair, PLLC.

The recipient of the 2012 Downtown Vision Award for individual achievement by the Downtown Memphis Commission, Wexler currently serves on the Board of Directors for Neighborhood Preservation, Inc., the Memphis Brand Initiative, the Memphis Chapter of the Urban Land Institute and the Grizzlies Foundation.

Wexler graduated from the University of Virginia with a Bachelor of Science in Architecture and from Columbia Law School.



### NICHOLAS FRASCO

#### SENIOR VICE PRESIDENT OF REVENUE

Nicholas Frasco joined the Memphis Grizzlies' front office this year as Senior Vice President of Revenue, bringing more than 15 years of sports industry experience and leadership in ticket sales, premium and suites, ticket operations, and partnership marketing. Nick is responsible for providing executive leadership over Memphis' ticket sales and service, partnership marketing, ticket operations, business analytics, and the Memphis Hustle's business operations.

Prior to joining the Grizzlies, Frasco spent six years with the Cleveland Browns. He served four years as senior director of premium and suites sales and two years as senior director of corporate partnerships and suites.

Frasco started his career with the Cleveland Cavaliers, as an inside sales representative in 2003; he worked his way up, serving as senior director of organizational revenue from 2010 to 2013.

A 2017 World Congress of Sports Young Executive Award Recipient, Frasco currently serves on the Executive Board for Project Preemie, a non-profit he co-founded with his wife Pamela.

Frasco graduated from Bowling Green State University with a Bachelor of Education in Sport Enterprise.



## NANCY ALYEA

### VICE PRESIDENT OF FINANCE

Nancy Alyea enters her fourth season with the Memphis Grizzlies as Vice President of Finance, managing the finance and accounting functions of the company. Alyea controls the overall financial reporting of the organization as well as the cash and fiscal management of the company and its assets.

Alyea has over 30 years of experience in finance beginning her career at Arthur Andersen & Co. in New York and Atlanta. Most recently, Alyea spent 11 years as the vice president of finance and CFO for Elvis Presley Enterprises, Inc. Alyea has also worked at Smith & Nephew plc and Promus Companies in Memphis and over her career has gained experience in acquisitions and divestitures, system implementations and bank financing.

An Ohio native, Alyea graduated from Miami University with a BS in business and minor in statistics and is a CPA. Alyea serves as a member of the Board of Trustees of the Campbell Foundation.



## ROLANDA GREGORY

### VICE PRESIDENT OF MARKETING STRATEGY

Rolanda Gregory enters her fourth season with the Memphis Grizzlies as Vice President of Marketing Strategy. Her team is responsible for advertising, brand & creative, digital marketing, youth basketball, social media strategy, email marketing, marketing technology, and marketing analytics. The Marketing team supports the Memphis Grizzlies, Memphis Hustle, FedExForum, Grind City Media and Grizz Gaming brands.

Previously, she led the eCommerce & Digital Marketing Systems team at SeaWorld Parks & Entertainment in Orlando, FL. At SeaWorld, she was responsible for partnering with each of the parks to build and implement eCommerce strategies that focused on increasing online ticket and reservation sales, Pass Member loyalty renewals, and merchandise purchases.

Prior to joining SeaWorld, Rolanda was Director, Client Services & Project Management for MangoMOBILE, an Omnicom Group company. At MangoMOBILE, she implemented numerous mobile marketing initiatives, such as app development, mobile games, SMS/MMS messaging, RFID, and IVR campaigns. Her clients included Nickelodeon, AT&T, McDonald's, CW TV, and Discover Financial. While working there, her team was awarded a Silver Cannes award for a joint project with CW TV for its Gossip Girl show.

Rolanda holds an MBA from Troy State University, and a Master of Science in Project Management from the University of Texas. Her undergraduate studies were at the University of Houston, where she earned a Bachelor of Arts degree in English.



## DWIGHT JOHNSON

### VICE PRESIDENT OF ARENA OPERATIONS

Dwight Johnson enters his second season with the Memphis Grizzlies as Vice President of Arena Operations, supervising and directing facility operations, event booking, guest services and facility contractors at FedExForum.

Prior to joining the Grizzlies in March 2018, Johnson spent 13 years with SMG in Richmond where the private management company oversaw the Richmond Coliseum, Altria Theater, Dominion Energy Center, and Bon Secours Washington Redskins Training Center. He finished his career at SMG as general manager with a strong background in building operations, construction and event management.

Johnson began his career in facility management in operations at the Pete Maravich Assembly Center on the campus of Louisiana State University. While employed at the arena, Johnson was promoted several times, including his final position as director, overseeing all daily operations and booking for the facility. During his time at LSU, Dwight had the opportunity to oversee many national sporting events including the NCAA Women's Basketball Regional, Men's Basketball NIT Tournament games and the SEC Championship.

A native of Thibodaux, Louisiana, Dwight is a graduate of Louisiana State University. Dwight and his wife, Katy, have two children, Avery Kate and Drew.

INTRO

PLAYERS

EXECUTIVE

BASKETBALL OPS

BUSINESS OPS

MEDIA

COMMUNITY

HISTORY

PLAYOFFS

REVIEW

OPPONENTS

NBA

FEDERFORUM

AT A GLANCE



## BUSINESS OPERATIONS



### ARNETRIA KNOWLES

#### VICE PRESIDENT OF HUMAN RESOURCES

Arnetria Knowles begins her 16th season with the Memphis Grizzlies and third as Vice President of Human Resources. In this role, she oversees the human resources department which is responsible for recruiting, employee relations, benefits administration, compensation, performance management and training and development.

Prior to joining the Memphis Grizzlies, she worked for Family Dollar Stores as their DC Human Resources Manager in West Memphis, Arkansas. She has over 20 years of human resources experience and has worked in a variety of industries including retail, distribution and warehousing and e-commerce fulfillment.

In addition to her duties with the Grizzlies, she is also a member of the National Society for Human Resources Management and has a bachelor's degree in human resources management. She is the proud mother of one daughter, Alexis, and resides in Collierville, Tennessee.



### ANTHONY MACRI

#### VICE PRESIDENT OF PARTNERSHIP MARKETING

Anthony Macri enters his seventh season with the Memphis Grizzlies as Vice President of Partnership Marketing. In this role, Macri leads the department responsible for developing and activating marketing relationships with national, regional and local businesses which seek to associate with the Grizzlies and reach their potential customers.

Macri joined the Grizzlies in March 2014 after a more than a decade in the sports business industry. Before coming to Memphis, he spent two years in Southeast Asia as the CEO and Commissioner of a professional basketball league (the ASEAN Basketball League), the first and only regional sports league of its kind in that part of the world. During his time in Asia, Macri also served as CEO of ASEAN Sports

Ventures, a sports marketing company that handled sponsorship, media rights negotiations and commercial growth for sports properties entering the marketplace.

Prior to his time in Asia, Macri served as Director of Business Development and a Player Consultant for the Pro Training Center and as Sales & Business Manager for the IMG Basketball Academy (Bradenton, Fla.). Throughout this period, Macri was also a contributor and analyst for ESPN.com and HoopsWorld.com, providing an assortment of observations on games, players and teams throughout the league.

Macri also has coached at two nationally ranked high school basketball programs and worked with numerous basketball players on and off the floor, including Joakim Noah, Luol Deng, Kevin Martin and Courtney Lee.

Macri graduated from Loyola College in Maryland (now Loyola University Maryland) and earned his Master of Arts degree from Fordham University in the Bronx, New York.



### DENNIS O'CONNOR

#### VICE PRESIDENT OF TICKET SALES AND SERVICE

Dennis O'Connor enters his 19th season with the Memphis Grizzlies as Vice President of Ticket Sales and Service. He is responsible for overseeing the day-to-day operations of the ticket sales and service department including all season, partial plan, group, suite and premium tickets.

Originally from Connecticut, O'Connor began his career in sports selling minor league hockey tickets in Richmond, Virginia in 1993. From there, he went to minor league baseball as group sales manager and then director of ticket operations for the Rancho Cucamonga Quakes in the California League. Prior to joining the Grizzlies, he was vice president of ticket sales and marketing for the Utah Grizzlies of the

American Hockey League (AHL).

O'Connor is a graduate of the University of Richmond with an undergraduate degree in Economics and a Masters in Sports Management.





## ABUSHERI OHWOFASA

VICE PRESIDENT OF COMMUNITY ENGAGEMENT & EXECUTIVE DIRECTOR, MEMPHIS GRIZZLIES FOUNDATION

Abusheri Ohwofasa begins her 16th season with the NBA family and her second season with the Memphis Grizzlies as Vice President of Community Engagement and Executive Director of the Memphis Grizzlies Foundation.

Ohwofasa leads the company's overall community initiatives to help improve the lives of underserved youth and families across the Mid-South region through three core pillars: education, health and service. In her role, she also serves as the Executive Director, Grizzlies Foundation, where she sets strategy and vision for unique mentoring opportunities and partnerships that provide a path for youth to be successful. In addition, she oversees Foundation grant making.

Prior to joining the Grizzlies in July 2018, Ohwofasa worked for the Golden State Warriors for 14 seasons and received three NBA Championship rings during her tenure. As director of community relations, she was responsible for the organization's community relations efforts, donation fulfillments, player and coach community engagement and appearances, community ambassador scheduling and corporate sponsored community partnerships.

Ohwofasa is a native of Jackson, Mississippi and a graduate of Spelman College in Atlanta. She serves as a mentor at Soulsville Charter School through the TEAM Mentor program and is a member of Delta Sigma Theta Sorority, Inc. and WISE Memphis.



## JOHN PUGLIESE

EXECUTIVE PRODUCER, GRIND CITY MEDIA &  
VICE PRESIDENT, BROADCAST & PRODUCTION

John Pugliese enters his 22nd season with the Memphis Grizzlies as Executive Producer of Grind City Media and Vice President of Broadcast and Production where he manages the strategy and day-to-day operations of each of those departments.

Pugliese currently oversees the operation of all aspects of broadcast and production, including Grizzlies, Grind City Media, Memphis Hustle and FedExForum social and digital development and production, special events and game entertainment experience and promotions, both regionally and locally. He also leads the franchise's broadcast department and Grind City Media in the creation and production of content, video and podcasts, and radio, television and live stream broadcasts. In addition, Pugliese helps oversee both Grizzlies' retail and Grizz Gaming operations, promotions, marketing and other business functions.

Backed by 20 years of sports entertainment experience with the Grizzlies, Pugliese has played an integral role in transforming the team's identity and brand in Memphis. He has worked on campaigns such as "Believe Memphis," orchestrates long-standing Grizzlies traditions like the Martin Luther King Day celebrations at FedExForum and more recently helped lead the team's efforts in updating the Grizzlies' identity in 2018, including new logos and uniform systems and most recently introducing a two-year program to celebrate and recognize both the 25th Season in Grizzlies history in 2019-20 and the franchise's 20th Season in Memphis in 2020-21.

Pugliese earned his Bachelor of Commerce degree from the University of British Columbia and began his career with the Vancouver Canucks and Grizzlies in 1998 as the assistant coordinator of game presentation.

The Vancouver native moved to Memphis with the team in 2001 where he has since set roots in the downtown community. Pugliese serves as a member of the Greater Memphis Chamber Board of Advisors, Jay Uiberall Legacy Fund Board, Boys & Girls Club Golf Tourney Board, Rock & Soul Museum & Memphis Music Hall-of-Fame Board and has been acknowledged in the Memphis Business Journal's Top 40 under 40.



## GARTH WEBSTER

VICE PRESIDENT OF TICKET OPERATIONS

Garth Webster enters his 19th season with the Memphis Grizzlies as Vice President of Ticket Operations and is responsible for the operational end of the ticket sales and service department.

Prior to joining the Grizzlies in July 2001, Webster spent four years with SMG and LMI, the private management companies who operated The Pyramid, where he was employed as The Pyramid box office manager. Webster served as venue manager for the Atlanta Committee for the Olympic Games from 1994-96, overseeing all operational functions at Miami's Orange Bowl, satellite site for Olympic football.

Prior to his Olympic employment, Webster oversaw all ticket operations for the Lipton Championships (NASDAQ 100 Open) in Key Biscayne, Florida from 1989-94. Webster was also employed as a consultant by the Sydney Olympic Organizing Committee where he managed ticket operations at Darling Harbour, site of the 2000 Olympic boxing, weightlifting, fencing, judo and wrestling.

Born and raised in Miami, Webster and his wife Yvette have three children, Emily, Sarah and Garth III. He is a graduate of St. Thomas University in Miami.



# BUSINESS OPERATIONS

## GRIZZ

### TEAM MASCOT

Now in his 25th season, Grizz, the mascot of the Memphis Grizzlies, has remained a furry fan favorite among members of Grizz Nation, so much so that he was named the 2011 NBA Mascot of the Year as voted by his peers. Born in Vancouver, Canada in 1995, Grizz can always be relied upon to electrify audiences with dramatic dunks and signature shenanigans.

In celebration of the Grizzlies' 10th Season in Memphis in 2010-11, Grizz re-introduced his equally popular alter-ego Super Grizz as a nod to the organization's first seasons in the Bluff City. Donning an updated mask and cape, Super Grizz rallied fans as the team earned the first of a franchise-record seven straight playoff appearances and advanced to the Western Conference Semifinals in thrilling fashion. Grizz also has been the recipient of the 2016 NBA Mascot Leadership and 2016 Stunt of the Year Awards.

Memphis has proven to be the perfect natural habitat for Grizz, who often stars in schools throughout the Mid-South as part of a variety of community initiatives. When not rallying fans at FedExForum or making appearances around town, Grizz is often found at St. Jude encouraging children in their battle against cancer, an issue near to Grizz's heart after his own defeat of the disease in 2008. If you would like Grizz to make an appearance at your special event please contact us at (901) 205-1416.



BUSINESS OPS



## GRIZZ GIRLS

### DANCE TEAM

The Grizzlies players aren't the only athletes on the court at FedExForum. With their fast-paced dance moves and exciting routines, the Grizz Girls rock FedExForum at every home game. Throughout the season, these dancers entertain arena audiences with high-energy dance routines that keep the crowd excited during timeouts, between quarters and selected halftime intermissions.

Away from the arena, the Grizz Girls add a special touch to the Grizzlies community and around the world. The Grizz Girls have taken their act international as well, spreading the excitement of the NBA to Hong Kong as part of NBA Madness 2011, Mexico as part of the 2012 and 2016 NBA Rafaga Experience, and China and Taiwan as part of NBA Madness 2012. They returned to China as part of the NBA's 2013 International Talent Grassroots program and participated in NBA 3X in Seoul, South Korea. The squad visited Johannesburg, South Africa in 2014 as part of the 12th Basketball Without Borders, and returned to Mexico for the 2017 Jr NBA Finals.

With their infectious personalities and athletic ability, the Grizz Girls also share their love of dance throughout the community with their dance clinics for kids and their weekly Girl Play adult dance classes.

From the Blues to Rock to Hip Hop, the Grizz Girls dazzle crowds with exciting routines to a variety of music. Under the direction of Live Entertainment Director Tamara Moore, they continue to keep fans guessing what they will tackle next. To have the Grizz Girls at your upcoming event or party or more information on clinics and classes, call (901) 205-1411 or visit grizzlies.com for more information.





## GRIZZ GAMING


### NBA 2K TEAM

Grizz Gaming is the Memphis Grizzlies' team in the NBA 2K League, a professional eSports league co-founded by the NBA and Take-Two Interactive Software, Inc.

During the summer of 2018, Grizz Gaming competed in the inaugural season of the NBA 2K League. Bringing together the world's best basketball gamers, this marked the first official eSports league operated by a U.S. professional sports league. Seventeen NBA franchises participated in the league's first season, and after an extensive tryout process, 102 players from North America and Europe made up the league's inaugural draft class.

After a slow start, Grizz Gaming finished season one strong, finishing tied for tenth place, narrowly missing the postseason. Grizz Gaming's Mehyar Ahmed-Hassan, a Toronto native who plays under the gamertag "AuthenticAfrican," set the league's single-game scoring record during season one by pouring in 84 points in a triple-overtime loss to 76ers GC. AA finished the season as the 2K League's third-leading scorer, averaging 28.6 points per game while mostly playing small forward.

Heading into season two, the 2K League expanded to 21 teams. After starting season two with three losses, Grizz Gaming won nine of its final 13 games and finished in eighth place and one game shy of its first-ever playoff berth. AuthenticAfrican regularly posted double-doubles at center (14.8 ppg, 11.8 rpg), while 2019 first-round point guard Vandi ranked seventh in the league (8.4 apg) in assists and 11th in scoring (17.8 ppg).



Lang Whitaker is the General Manager of Grizz Gaming. As the GM of Tennessee's first professional eSports team, Whitaker has helped grow Grizz Gaming among the local and national gaming communities. In 2019, Governor Bill Lee appointed Whitaker to the Tennessee Interactive Digital Media Advisory Council.

Grizz Gaming practices between games in its very own customized state-of-the-art facility in the administration building at FedExForum. Regular season games are played inside the NBA 2K League Studio Powered by INTEL in Long Island City, N.Y. Last season, the league's three in-season tournaments were played in New York, Las Vegas and Orlando.



INTRO

PLAYERS

EXECUTIVE

BASKETBALL  
OPSBUSINESS  
OPS

MEDIA

COMMUNITY

HISTORY

PLAYOFFS

REVIEW

OPPONENTS

NBA

FEDERFORUM

AT A GLANCE



# 25TH SEASON OF THE FRANCHISE




## HISTORY FOR THE TAKING

From fashionable flashbacks to throwback trims and a connective court the Grizz will feature fresh threads and hardwood, celebrating 25 years of Grizzlies' basketball history.

During the 2019/20 season the Grizzlies will don the classic Vancouver 'teal' uniforms from the mid-'90s, in recognition of the 25th season of the franchise.

And it won't stop with the uniforms: Throughout both seasons, the team will build a new foundation on the hardwood as they don their retro uniforms at FedExForum on a new alternate court incorporating and connecting design elements from both 25th franchise era and 20th anniversary for the city of Memphis.

Beyond the games, the team will recognize the era of Grizzlies basketball history through events, promotions, in-game entertainment, merchandise and more.



## 25TH SEASON OF THE FRANCHISE

The Vancouver Basketball Partnership officially tipped off on August 11, 1994. Named after the ferocious bears indigenous to British Columbia, Grizzlies were highly prominent icons both in Northwestern native culture and Western Canada as a whole.

The team's primary logo directly showcased the animal itself while the secondary marks – "Clawball" and "G-Swipe" – represented its ferocity, both of which were repped on the team's home and away uniforms.

The primary team colors of turquoise, bronze, red and black were utilized throughout the brand system and instantly combined to create one of the most iconic uniforms in NBA history. The vibrant 'teal' (turquoise) color instantly grabs your attention, and when combined with the bold logos emblazoned on the chest and leg, plus the native Canadian Pacific Northwest pattern outlining the uniform, it all worked together to form one of the more memorable uniforms in NBA history. This uniform remains wildly popular and in demand for both basketball and fashion fans alike.





# MEDIA







## MEDIA GUIDELINES

### Credentials

Individual Memphis Grizzlies media credentials can be requested by completing the credential application online at Grizzlies.com. Credentials are issued to working press only and at the full discretion of the NBA League Office and the Grizzlies Communications Department. A member of the working press must be on specific assignment for a known and established media organization; credentials are not issued to freelance journalists and photographers. All media members requesting single-game credentials must submit their online credential application at least 48 hours in advance of the game requested. No exceptions. Single-game credentials may be picked up at the FedExForum media entrance on the Southeast corner of Fourth Street and Dr. Martin Luther King Jr. Avenue beginning three hours prior to tip-off. Valid credentials will allow access to FedExForum, press row, auxiliary media seating, the Don Poir Media Center and both locker rooms. Media members holding full season credentials still must inform the Grizzlies Communications Department in advance of the games they wish to cover in order to reserve seating. Season and single-game credentials must be visibly worn at all times and, in all cases, are non-transferable. Any unauthorized use will subject the bearer to ejection from FedExForum and forfeiture of the credential, including but not limited to obtaining autographs.

Credentials for working media are issued based on the following criteria: 1) Local daily newspapers, newspapers from the opponent's area and national publications; 2) Local radio and television sports department personnel considered reporting; 3) Previously approved daily newspapers, radio and television sports department personnel that regularly cover the Grizzlies; 4) Previously approved weekly and monthly publications that regularly cover the Grizzlies; 5) Website reporters and bloggers previously approved by the NBA League Office; and 6) NBA scouts.

Photography requests must be submitted by the photo editor. Freelance writers and photographers will only be credentialed if the assigning publication submits the credential request. Hard copies of the publication may be requested for verification. Your cooperation is appreciated.

### Photographers/Camera Operators

Baseline photographer positions are assigned by the Grizzlies Communications and Publications Department for both still photographers and television cameras. Due to limited space on the photo baselines and per NBA guidelines, only the following media are permitted a baseline photographer position: 1) Live television cameras; 2) NBA Entertainment/NBA Photos; 3) Team Photographer/Videographer; 4) Pre-approved wire services; 5) Newspapers that regularly travel with the team; 6) Sports Illustrated; 7) International media (one spot); 8) In-Arena cameras.

Per NBA policy, remote cameras, tripods and hard-back chairs are not permitted. All cameras must have rubber shade lens covers secured. All television stations have access to the direct in-house feed by contacting the Grizzlies Communications and Publications Department.

### Parking

Media parking in the surface lot located on Dr. Martin Luther King Jr. Avenue between B.B. King Blvd. and Fourth Street (across from the Parking Garage) must be requested through the Grizzlies Communications and Publications Department at least 48 hours prior to the game. The surface lot typically is available on a first-come, first-serve basis but cannot be guaranteed in some instances during the regular season and postseason due to high demand. .

### Media Work Room

The media workroom is open three hours prior to each game and is located in the Don Poir Media Center on the Southeast side of FedExForum. Admittance/space is limited to working media members with credentials only. Television monitors, telephones, workspace and complimentary photocopy and fax services are provided. Game notes, press releases and a limited number of media guides and game programs will also be available in the Don Poir Media Center during the course of the game. The media work room will also be available for use during all practices at FedExForum. Family members and guests of media members will not be permitted (no exceptions).

### Locker Rooms

In accordance with NBA policy, both locker rooms will be open 75 minutes prior to tip-off for a 30-minute period and will re-open after the game following a 10-minute cooling-off period. Only those individuals with prominently-displayed, valid credentials will gain admittance. Still photography is strictly forbidden, including pictures taken on cell phones. Seeking autographs or souvenir items from players or coaches is strictly prohibited and subject to forfeiture of credential.

### Services

Game notes and statistics will be available in the Don Poir Media Center three hours prior to tip-off. Quarterly, halftime and final box scores, play-by-play sheets and postgame quotes and notes will be delivered to all working media as quickly as possible.

Media meals are available for \$5 beginning approximately three hours prior to game time. The dining area is located in the Media Dining Room in the Don Poir Media Center on the Southeast side of FedExForum. Refreshments will be made available in the media dining room and the auxiliary media seating area at halftime and postgame.

### International Media Policy

International media interested in covering NBA regular-season games must submit a written request to the NBA League Office via the NBA International Communications Department (Mark Fischel at [mfischel@nba.com](mailto:mfischel@nba.com) or Kelly Williams at [kwilliams@nba.com](mailto:kwilliams@nba.com)). All credential requests must be received at least three business days prior to the first game requested. Photo identification will be required when picking up confirmed credentials at the media entrance.

### Practices/Shootarounds

Grizzlies practices and shootarounds are held at FedExForum at either the Built Ford Tough Training Facility or the main court. Practices are closed, with the last 30 minutes open to the media. All shootarounds are closed to the media; media availability is provided afterward. Please contact the Grizzlies Communications and Publications Department to confirm practice and shootaround times, sites and player/staff availability.



## LAURA EHRET

VICE PRESIDENT, COMMUNICATIONS AND BASKETBALL INFORMATION STRATEGY

Laura Ehret joined the Memphis Grizzlies in July of this year to assume the newly-formed role of Vice President, Communications and Basketball Information Strategy. Ehret brings with her 25 years of experience in professional sports, focusing on communications, marketing strategy and partnership execution during her career. At the Grizzlies, Ehret is charged with formalizing a comprehensive communications strategy across all areas of business for the organization, both on and off the court.

Ehret most recently worked as Executive Director, Strategic Partnerships at ALSAC, the fundraising and awareness organization for St. Jude Children's Research Hospital, leading their Sports Marketing and Corporate Development efforts. Prior to her time in the non-profit space, Ehret was an Associate Vice President at the NBA league office in New York, where she worked in Global Marketing Partnerships with particular focus on NBA league events such as All-Star Weekend, Finals, Draft, Summer League and Global Games.

Ehret spent the majority of her early career at sports marketing agencies Elevation and IMG, specializing in communications as well as sponsorship strategy and negotiation. Clients included significant brands in the American landscape, including M&M'S, Budweiser, General Mills and The Home Depot, where she was integral in both strategy and activation of their properties, particularly in the NASCAR space during the sport's heyday in the 2000s.

Laura completed her graduate degree in December of 2018 at the University of Memphis and her undergrad at Troy University.



## JASON WALLACE

SENIOR DIRECTOR, COMMUNICATIONS AND PUBLICATIONS

Jason Wallace enters his ninth season with the Memphis Grizzlies and first as Senior Director of Communications and Publications.

Wallace is responsible for the day-to-day operations of the Communications and Publications Department as it supports Basketball and Business Operations for the Memphis Grizzlies, Memphis Hustle and FedExForum. He serves as the primary media contact for local, national and international media and team interview requests. He is responsible for managing media operations, strategic communications, press releases and coordinating interviews with players, coaches and front office personnel while overseeing the editorial content and production of all team-produced publications.

Wallace has previous experience in the NBA communications field with the San Antonio Spurs and Orlando Magic, where he spent eight combined seasons. Prior to working in the NBA, he completed internships with the Rhein Fire of NFL Europe, the Houston Texans, Richmond Braves and the PGA TOUR.

A graduate of the University of Florida, Wallace earned a bachelor's degree in exercise and sport sciences with a specialization in sport management. While in Gainesville, he volunteered extensively with Florida's sports information department.

Originally from Richmond, Virginia, Wallace and his wife, Katie, and sons, Andrew and Ryan, reside in Germantown.

**ROSS WOODEN**

MANAGER, COMMUNICATIONS AND PUBLICATIONS

Ross Wooden enters his 13th season with the Memphis Grizzlies as Manager of Communications and Publications.

Wooden serves as the managing editor of major team publications, including the Grizzlies' annual media guide, and the primary contact for media accreditation. His role also concentrates on compiling and publishing basketball information through the Grizzlies' game notes and the team's official PR Twitter account @GrizzliesPR. In addition, he shares team travel duties, crafts original press releases and serves as a media liaison for Grizzlies basketball operations.

Wooden graduated from Mississippi State University with a bachelor's degree in journalism, spending his final year in Starkville as the men's basketball writer for MSU's student newspaper The Reflector. He interned within the Grizzlies communications department on game nights and in Chicago for various integrated marketing firms while completing his degree.

A distant relative of the legendary late UCLA head coach John Wooden, Wooden and his wife Amber live with their two dogs in Downtown Memphis.

**MAGGIE YANG**

MANAGER, COMMUNICATIONS AND PUBLICATIONS

Maggie Yang enters her third season with the Memphis Grizzlies and her first as Manager of Communications and Publications.

In her role, Yang serves as the primary media contact for all FedExForum concerts, events and initiatives. Her role also focuses on scheduling off-the-court player and coach appearances and acting as a liaison between the media and team for each appearance. In addition, she crafts original press releases for the venue and Grizzlies business operations while acting as a media contact for Grizzlies basketball and business operations for local, national and international media requests.

Prior to her current role, Yang spent the 2016-17 season as an intern within her current department and then served as Communications and Publications Coordinator from 2017-19. During her undergrad years, she gained public relations experience as a consumer press intern at Scripps Networks with HGTV, DIY Network and GAC where she worked in talent relations and produced press releases for each network. She also completed a production internship at NBC's TODAY Show, assisting directors and producers on set.

A Memphis native, Yang earned a dual bachelor's degree in media, culture and communications and broadcast journalism from New York University.

**GEOFF LANGHAM**

COORDINATOR, COMMUNICATIONS AND PUBLICATIONS

Geoff Langham enters his third season as Coordinator of Communications and Publications for the Memphis Grizzlies.

Langham serves as the primary media contact for the Memphis Hustle, the Grizzlies' NBA G League affiliate, and Grizz Gaming, the Grizzlies' NBA 2K League affiliate. In addition, he assists with various aspects of the Grizzlies communications department for basketball-related matters.

Langham spent the 2016-17 season as an intern in the Grizzlies communications department before receiving his current role. Prior to his time in Memphis, he completed a seasonal internship with the Utah Jazz. In addition, he spent one season with the Oklahoma City Thunder's public relations game night staff during his time as an undergrad and completed an internship with the WNBA's San Antonio Stars in 2014.

A 2015 graduate of the University of Oklahoma and diehard fan of Sooners football, Langham earned a bachelor's degree in journalism with an emphasis in public relations. During his time in Norman, he spent two years with Oklahoma's Athletics Communications department where he was the women's tennis media contact for one season and assisted heavily with the men's and women's basketball teams.

Originally from Oklahoma City, Langham resides in Downtown Memphis.



## PETE PRANICA

TELEVISION PLAY-BY-PLAY ANNOUNCER

Pete Pranica returns for his 16th season as the Grizzlies television play-by-play voice on FOX Sports Southeast. The 2017 National Sports Media Association Tennessee Sportscaster of the Year is also entering his 27th season of calling NBA action.

He originally joined the team in 2004 as the Grizzlies' radio voice but assumed television duties upon the untimely death of the original "Voice of the Grizzlies" Don Poier in January 2005.

Pranica began his NBA career in 1990 calling select radio games for the World Champion Detroit Pistons. In 1998 he joined the Portland Trail Blazers and logged one season as their radio host and television sideline reporter before taking on television play-by-play duties alongside the late Steve "Snapper" Jones.

A six-time finalist for Tennessee State Sportscaster of the Year, Pranica has called NBA Playoff and Summer League games for NBA TV. In addition, the NBA tabbed him to represent the broadcast community on the league's Officiating Advisory Council and to assist sportscasters in Japan with their NBA coverage. In 2019, he added Memphis 901 FC soccer to his play-by-play portfolio.

Since coming to Memphis, Pranica has also provided the call for a variety of events including C-USA and SEC basketball, SEC football, the Southern Heritage Classic football game, college (ACC & SEC) and pro (USL & NWSL) soccer, Memphis Tigers basketball and football, and Memphis Redbirds (AAA) baseball.

Pranica is a 1986 graduate of Notre Dame and also lists Seattle Seahawks preseason football, Wayne State football and Notre Dame football, basketball, soccer and hockey among his play-by-play credits. He has been involved in three Emmy-winning productions: two as a commentator for NBC at the 2004 and 2008 Olympic Games and one with the Grizzlies.

A devotee of aviation and spaceflight, Pranica is a licensed private pilot, has flown in a USAF Thunderbirds F-16 and has also written "Spaceflight Updates" for Discovery. He sits on the board of the Memphis Grizzlies Charitable Foundation and supports St. Jude Children's Research Hospital, the FedEx St. Jude Invitational Captain's Club, the Memphis Symphony Orchestra and the Tennessee Shakespeare Company for whom he portrayed the title character in the one-man show, Mark Twain at Twilight.

Pete and his wife Johanna live in East Memphis.



## BREVIN KNIGHT

TELEVISION ANALYST

Former Memphis Grizzlies guard Brevin Knight enters his 10th season alongside Pete Pranica as an analyst on Grizzlies television broadcasts. Knight also appears as a commentator on the Grizzlies LIVE! pregame and postgame show for all telecasts on FOX Sports Southeast.

Knight debuted in the broadcast booth with the Charlotte Bobcats, working as a radio analyst for Bobcats home games, and served an NBA TV correspondent during the 2006 NBA Playoffs.

Drafted in the first round (16th overall) of the 1997 NBA Draft by the Cleveland Cavaliers following a standout four-year collegiate career at Stanford University, Knight appeared in 729 regular season games (423 starts) over his 12-year NBA career (1997-2009) and averaged 7.3 points and 6.1 assists

in 24.9 minutes for Cleveland, Atlanta, Memphis, Phoenix, Washington, Milwaukee, Charlotte, the Los Angeles Clippers and Utah.

Knight was named to the 1997-98 All-Rookie First Team after leading the NBA in total steals (196) and ranked inside the league's Top 10 in assists per game four times during his career, finishing second with 9.0 assists per game in 2004-05 and third with 8.8 in 2005-06. He competed in 108 games (15 starts) and recorded 5.4 points and 5.0 assists in 19.3 minutes for the Grizzlies during the team's first two seasons in Memphis (2001-03).

The East Orange, New Jersey native was named First Team All-American as a senior at Stanford.

Knight and his wife, Deena, have two daughters, Brenna and Kayla, and one son, Donevin.

INTRO

PLAYERS

EXECUTIVE

BASKETBALL  
OPS

BUSINESS  
OPS

MEDIA

COMMUNITY

HISTORY

PLAYOFFS

REVIEW

OPPONENTS

NBA

FEDERATION

AT A GLANCE

**ROB FISCHER**

TELEVISION SIDELINE REPORTER/GRIZZLIES LIVE! HOST/  
GRIND CITY MEDIA CONTRIBUTOR AND HOST

A well-known sports personality in the Mid-South, Rob Fischer enters his 13th season as the Grizzlies television sideline reporter. He also provides complete breakdowns and in-depth analysis as a host on Grizzlies LIVE! pregame and postgame shows alongside television analyst Brevin Knight and Grind City Media digital host Chris Vernon.

Fischer hosts a weekly college football show, The Odds Couple, with Lang Whitaker on Grind City Media previewing the Southeastern Conference, Memphis Tigers and premier Top 25 matchups from a handicapping point of view.

Fischer hosted afternoon drive on Sports 56 WHBQ (560 AM/87.7 FM) from 2002-19. After moving to Memphis in 2002, he was the color television analyst for the University of Memphis Tigers football games on ABC 24/UPN 30 for three seasons (2003-05).

Fischer began his radio career in 1992 in St. Louis hosting a daily talk show, St. Louis Rams pre- and postgame shows and a weekly football show with former Rams wide receiver Jack Snow. After moving to Las Vegas in 1995, he worked nationally on SportsFan Radio Network, hosting a nightly, six-hour call-in show, a weekly hockey program with NHL Hall of Famer Phil Esposito and a weekly, game-day program with former NFL quarterback Sean Salisbury.

Throughout his broadcasting career, Fischer has covered major sporting events such as the Super Bowl, the Kentucky Derby, the Breeder's Cup, the Indianapolis 500, the NCAA men's basketball Final Four and the Summer Olympics.

The St. Louis native is married to wife Dipti and has one daughter, Keegan and one son, Colton.

**SCOTT ZACHRY**

SENIOR DIRECTOR, CONTENT AND BROADCAST PRODUCTION

Veteran sports broadcasting professional Scott Zachry enters his eighth season with the Grizzlies, his second as Senior Director of Content and Broadcast Production, and his 30th in the NBA. In his current role, Zachry oversees the team's live game broadcasts for television and radio while also producing all of the Grizzlies' FOX Sports Southeast telecasts. In addition, Zachry maintains a supervisory role in the team's digital entertainment venture Grind City Media.

Zachry began his career at the ABC affiliate in Portland, Oregon as a sports producer and reporter. After five years at KATU he advanced to the Portland Trail Blazers where during his 22 years with the team his role grew from television and radio host to director of game operations to game producer to executive producer.

An avid sports fan, Zachry counts two NBA Finals runs and working with the original Dream Team at the Basketball Tournament of the Americas in 1992 as high points during an accomplished career





## ERIC HASSELTINE

RADIO PLAY-BY-PLAY ANNOUNCER

Eric Hasseltine returns for his 19th season with the Grizzlies, teaming with analysts Hank McDowell, Elliot Perry and Michael Wallace to provide play-by-play commentary for all Grizzlies preseason, regular season and postseason games.

Joining the team upon its arrival in Memphis in 2001, Hasseltine served the first three seasons as the team's radio pregame, halftime and postgame host along with television sideline reporting duties before taking over his current role in January 2005 after the tragic passing of Don Poier. While in Memphis he has also hosted talk shows on both WHBQ and the team's current flagship station WMFS 92.9 ESPN

for over a decade.

Hasseltine began his career at his alma mater UC Davis on KDVS, the student-run radio station on campus, where he began as a talk show host and eventually became sports director. In addition, he did radio play-by-play for UC Davis football, men's basketball and softball

Prior to coming to Memphis, he worked for the flagship station of the Sacramento Kings KHTK as a reporter, fill in talk show host and hosted of a weekly NBA show. He also covered the NFL's Oakland Raiders for three seasons for the station.

The Walnut Creek, California native graduated from UC Davis in 1996. He has a daughter, Kate, and son, Austen.



## HANK MCDOWELL

RADIO ANALYST

Memphis native and former Memphis State basketball player Hank McDowell enters his 14th season as an analyst with the Grizzlies radio broadcast team.

A 1981 graduate of Memphis State, he was the 1980 and 1981 MVP of the Tigers' men's basketball teams before being drafted in the fifth round of the 1981 NBA Draft by the Golden State Warriors. McDowell spent six seasons in the NBA (1981-87), averaging 2.9 points and 2.3 rebounds in 206 games for Golden State, Portland, San Diego, Houston and Milwaukee. He also played overseas in Italy and Spain.

Following his playing career, McDowell launched Memphis-based McDowell Marketing, a local business specializing in corporate apparel and promotional products.

McDowell also served as the radio and TV analyst for the University of Memphis men's basketball team for 15 seasons.

McDowell and his wife Carol have two sons, Patrick and Jake.

INTRO

PLAYERS

EXECUTIVE

BASKETBALL  
OPS

BUSINESS  
OPS

MEDIA

COMMUNITY

HISTORY

PLAYOFFS

REVIEW

OPPONENTS

NBA

FEDERFORUM

AT A GLANCE

**MICHAEL WALLACE**

GRIND CITY MEDIA SR. EDITOR, CONTRIBUTOR AND ANALYST

Michael Wallace enters his fourth season as senior editor, contributor and analyst for Grind City Media, where he provides columns, commentary and news reporting, and also serves as a broadcast analyst on the Grizzlies LIVE! pregame and postgame shows. In addition, Wallace is a rotating member of the Grizzlies' radio broadcast team alongside Eric Hasseltine, Hank McDowell and Elliot Perry for home and road games.

Prior to joining the Grizzlies, Wallace spent six years as an NBA reporter with ESPN and contributed to ESPN.com's "Heat Index," a groundbreaking digital media site that chronicled LeBron James' four seasons with the Miami Heat, which featured four consecutive trips to the NBA Finals and two

championships. Wallace was also a regular co-host on ESPN Radio's national weekend show lineup and a daily co-host on ESPN's radio affiliate in Miami.

An award-winning newspaper journalist recognized the past two decades by APSE, NABJ and the NAACP, Wallace's reporting on sports, politics, crime and education has appeared in the Miami Herald, Washington Post, San Antonio Express-News, Birmingham News, Jackson (MS) Clarion-Ledger, Tallahassee Democrat and The (Shreveport) Times. Wallace is also active in community programs, including the Police Athletic League, faith-based prison ministry outreach and Duffels4Kids to benefit foster/adoptive children.

Wallace received his bachelor's degree from Grambling State University and is pursuing a master's degree in new media communications. He lives in Memphis with his wife and children.

**CHRIS VERNON**GRIND CITY MEDIA DIGITAL HOST AND CONTRIBUTOR/  
GRIZZLIES LIVE! ANALYST

Chris Vernon enters his third season as a digital host and contributor for Grind City Media and his fifth season on the Grizzlies broadcast team as an analyst on the Grizzlies LIVE! pregame and postgame shows, where he helps provide complete breakdowns and in-depth analysis for all home games alongside sideline reporter Rob Fischer and television analyst Brevin Knight.

Vernon hosts "The Chris Vernon Show" on Grizzlies.com, his 14th season helming the show. "The Chris Vernon Show" has netted multiple awards over the years, including The Memphis Flyer's "Best of Memphis" honors as "Best Radio Personality," "Best Drive Time Show" and "Best Sports Radio Show."

Outside of his Grizzlies responsibilities, Vernon serves as host of "The Ringer NBA Show" and "Ringer University" as part of The Ringer Podcast Network where he serves up insights and analysis for basketball and college football.

A graduate of Freed Hardeman University, Vernon has lived and worked in Memphis since 2000, covering the Grizzlies since their inaugural season in the Bluff City. He previously lived in New York and St. Louis.



## LANG WHITAKER

GRIZZ GAMING GENERAL MANAGER/GRIND CITY MEDIA CONTRIBUTOR

Lang Whitaker enters his third season as the General Manager of Grizz Gaming, and a contributor to Grind City Media.

As GM of Grizz Gaming, Whitaker is responsible for all facets of the Memphis Grizzlies' team in the NBA 2K League. This involves everything from drafting players to strategizing game plans to coaching during 2K League games. Over the past two seasons, Whitaker has guided Grizz Gaming to consecutive top-ten finishes in the 2K League, one of just five teams to accomplish this feat. As the GM of Tennessee's first professional eSports team, Whitaker has helped grow Grizz Gaming among the local and national gaming communities. In 2019, Governor Bill Lee appointed Whitaker

to the Tennessee Interactive Digital Media Advisory Council.

For Grind City Media, Whitaker produces content across multiple platforms, including his weekly "Lang's World" column, which covers an array of topics relevant to the Mid-South, from college football to wrestling to food and culture. Whitaker also appears on broadcasts and podcasts, providing analysis of the Grizzlies and the NBA at large for GCM. He also speaks at events and makes local and national television, radio and podcast appearances to discuss the Grizzlies, Grizz Gaming and other relevant topics.

Prior to joining the Grizzlies, Whitaker worked for NBA Digital, where he wrote for NBA.com, appeared regularly on NBA TV, and co-hosted the award-winning Hang Time Podcast, which grew into an annual television special. In 2012, he co-hosted the inaugural NBA Social Media Awards on NBA TV alongside Rick Fox and Shaquille O'Neal.

For over a decade, Whitaker was on staff at SLAM magazine, interviewing everyone from Michael Jordan to LeBron James to David Stern. Whitaker launched SLAM's digital presence as the magazine's first online editor, and eventually became the magazine's executive editor. He has also written for many other publications, including The New York Times, Sports Illustrated, Esquire, The Washington Post, Billboard and InStyle.

Since 2010, Whitaker has been a contributor to GQ magazine, writing about cooking, sports and popular culture.

In March 2011, Scribner published his critically acclaimed memoir "In The Time Of Bobby Cox: The Atlanta Braves, Their Manager, My Couch, Two Decades and Me." Whitaker has also co-authored several books, including "FreeDarko Presents: The Undisputed Guide to Pro Basketball History" and "SLAM Kicks: Basketball Sneakers That Changed The Game."

Born in Atlanta, Whitaker enjoyed a long run living in New York City before moving to Memphis in 2016, to work for the Grizzlies and own as many grills as he wants (four, currently). He lives on Mud Island with his wife and son, and their dog, GG.



## MEGHAN TRIPLETT

GRIND CITY MEDIA DIGITAL CONTENT REPORTER

Meghan Triplett enters her first season as digital content reporter for Grind City Media, where she will create, host and report content year-round for Grind City Media across all digital platforms, including social channels, game-night productions and broadcasts.

Before joining the Grizzlies, Triplett served as an anchor and host with Lax Sports Network (LSN) where she covered college and professional lacrosse for live studio shows. She also served as a sideline reporter for lacrosse game broadcasts.

Prior to LSN, Triplett worked at ESPN for over 4 years in Bristol, Connecticut and Charlotte, North Carolina. During that time, Triplett provided support with video elements for studio shows and games, as well as hosted digital shows for ESPN. In addition, Triplett served as the Social Media Correspondent for SEC Network's weekly football show, Thinking Out Loud.

Triplett is reunited with the Grizzlies after initially working a season-long internship in 2012 with the franchise's communications department.

Triplett was born and raised in Memphis and received her bachelor's degree from Tennessee State University.

INTRO

PLAYERS

EXECUTIVE

BASKETBALL  
OPS

BUSINESS  
OPS

MEDIA

COMMUNITY

HISTORY

PLAYOFFS

REVIEW

OPPONENTS

NBA

FEDERATION

AT A GLANCE



The screenshot shows the Memphis Grizzlies website with a dark blue header. The main navigation bar includes links for GLOBAL, TEAMS, G LEAGUE, WNBA, NBA STORE, and NBA LEAGUE PASS. Below this, a secondary navigation bar features TICKETS, TEAM, SCHEDULES, GRIND CITY MEDIA, COMMUNITY, SHOP, FEDEXFORUM, and MY MVP ACCOUNT. A search bar is located on the right. The main content area features a large banner for 'BLOCK PARTY' with Tyus Jones, advertising free admission, Pepsi products, and food and games. It also promotes 'GET LIT THIS SEASON' with MVP season tickets and 'THE ALL NEW ALL ACCESS ALL IN ONE GRIZZ APP'. Below these are three smaller images: 'Grizzlies to launch Grizz Goes Back to', 'Mike Check - Jenkins eager to guide', and 'Memphis Grizzlies to hold 2019 Training'.

## GRIZZLIES.COM

OFFICIAL WEBSITE OF THE MEMPHIS GRIZZLIES

Stay connected to your home team with grizzlies.com – the official website of the Memphis Grizzlies. From buying tickets, breaking news and behind-the-scenes features to community activities, live chats, post-game recaps, photos, social updates and video highlights, grizzlies.com offers something for Grizzlies fans of all ages to connect with their home team.

### Grizzlies Official Mobile App

Download the new Grizzlies Official Mobile App for iPhone, iPad and Android devices. Stay connected at home, on the road and wherever you go. Get Grizzlies news, alerts, stats, videos and exclusive offers. Plus, stay connected via our social channels and stay tuned for new and exciting features scheduled for our app in the coming months.

### Grizzlies E-News

Sign up to receive the latest news and special offers delivered right to your inbox each week from your Memphis Grizzlies. Visit grizzlies.com for more information.

### Grizzlies Fan Boards

Share your thoughts and opinions about the team's progress and improvements with fellow fans from around the globe by joining the biggest fans in Grizz Nation.

## FEDEXFORUM.COM

Looking for the latest information about FedExForum, the Mid-South's most luxurious sports and entertainment venue? Visit fedexforum.com, where you can find our A-to-Z Visitor Guide and everything from the event calendar to parking information. Fans can purchase tickets to FedExForum events and sign up to receive FedExForum Event Alert e-mails for the latest show information and subscriber presale opportunities. Fans attending a Grizzlies game can get an early view from their seats with Seats in 3D, which shows realistic views of the floor surface from every section of the arena. Visit fedexforum.com to learn about Memphis' most exciting entertainment venue located in the heart of downtown on historic Beale Street.



## TELEVISION STATIONS

### WREG (CBS 3)

803 Channel 3 Dr., Memphis, TN 38103  
Main: (901) 543-2111  
Fax: (901) 543-2167  
Sports Director: Mike Cedie (901) 543-2118  
Sports Anchor/Reporter: Megan Rice (901) 543-2117

### WMC (NBC 5)

1960 Union Ave., Memphis, TN 38104  
Main: (901) 726-0555  
Fax: (901) 278-7633  
Sports Director: Jarvis Greer (901) 726-0568  
Sports Anchor/Reporter: Sudu Upadhyay (901) 299-5558

### WHBQ (FOX 13)

485 South Highland St., Memphis, TN 38111  
Main: (901) 320-1313  
Fax: (901) 320-1366  
Sports/News MMJ: Jonathan Marshall (901) 848-3318

### WATN LOCAL 24 TV (ABC 24)

1725 N. Shelby Oaks Drive, Suite 101, Memphis, TN 38134  
Main: (901) 321-2430  
Fax: (901) 321-7524  
Sports Director: Doc Holliday (901) 321-7628  
Sports Anchor: Jessica Benson (901) 321-7615  
Sports Reporter: Clayton Collier (901) 323-2430

### FOX Sports Southeast

1175 Peachtree St. NE  
100 Colony Square, Suite 200, Atlanta, GA 30361  
Main: (404) 230-7300

## RADIO STATIONS

### Flagship Station:

#### WMFS (ESPN 92.9 FM / 680 AM)

1835 Moriah Woods Blvd., Building #1, Memphis, TN 38117  
Main: (901) 384-5900  
Program Director: Brad Carson

#### WHBQ (Sports 56.87 FM / 560 AM)

Flinn Broadcasting Company  
6080 Mt. Moriah Rd., Memphis, TN 38115  
Main: (901) 375-9324  
Program Director: Eli Savoie

## SPORTS EDITORS, WRITERS AND COLUMNISTS - LOCAL

### Commercial Appeal

495 Union Ave., Memphis, TN 38103  
Main: (901) 529-2345  
Fax: (901) 529-2362  
Grizzlies Beat Reporter: David Cobb (901) 356-3264  
Columnist: Mark Giannotto (901) 529-2364

### The Athletic

525 Market St., Suite 3000, San Francisco, CA 94105  
Staff Writer: Omari Sankofa (313) 655-8678  
Contributor: Peter Edmiston (901) 461-0729

### Daily Memphian

254 Court Ave., Fourth Floor, Memphis, TN 38103  
Main: (901) 501-6391  
Sports Editor: Clay Bailey (901) 842-1802  
Columnist: Geoff Calkins (901) 842-1806  
Lead NBA Writer: Chris Herrington (901) 842-1814  
Reporter: Don Wade (901) 842-1844

### Associated Press

495 Union Ave., Memphis, TN 38103  
Main: (901) 525-1972  
Fax: (901) 525-1978  
Sports Editor: Teresa Walker (615) 373-9988  
Memphis Correspondent: Clay Bailey (901) 529-5263

### Memphis Business Journal

80 Monroe Ave., Suite 600, Memphis, TN 38103  
Main: (901) 523-1000  
Fax: (901) 526-5240  
Sports: Corey Davis (901) 259-1726

### Contemporary Media

#### Memphis Flyer, Memphis Magazine

460 Tennessee St., Suite 200 Memphis, TN 38103  
Main: (901) 521-9000  
Fax: (901) 521-0129  
Managing Editor for Memphis Magazine:  
Frank Murtaugh (901) 575-9432  
Grizzlies Reporter: Anthony Sain (901) 521-9000

### Tri-State Defender

203 Beale Street, Suite 200, Memphis, TN 38103  
Main: (901) 523-1818  
Fax: (901) 578-5037  
Sports: Dr. Karanja Ajanaku (901) 746-5205  
Grizzlies Writer: Lee Eric Smith (901) 649-8009

### Mid-South Tribune

1095 Forrest Ave., Memphis, TN 38105  
Sports: William Larsha (901) 649-8009

### DeSoto Times-Tribune

2445 Hwy 51, Hernando, MS 38632  
Main: (662) 429-6397  
Fax: (662) 429-5229  
Sports: Bob Bakken (662) 429-6397





## THE DON POIER MEDIA CENTER

On January 21, 2005, the Memphis Grizzlies suffered a tremendous loss when the team's play-by-play announcer, Don Poier, passed away at the age of 53. Poier was known as "the Voice of the Grizzlies," serving as a radio and television announcer since the team's inception in Vancouver in 1995.

He brought to Grizzlies broadcasts knowledge of the team and passion for the game that was second to none. His legacy to the franchise was secured in April 2005 when the team named the media suite at FedExForum the Don Poier Media Center. A banner was also hung from the rafters in FedExForum in his honor.



When the Grizzlies moved to Memphis from Vancouver in 2001, Poier immediately became a fixture in Memphis. Fans who had never heard him call a game before instantly fell in love with his style. He was the team's biggest supporter, yet was unafraid to tell the truth if the team was playing poorly.

His catchphrases, which he always came up with on the spot, never failed to make listeners chuckle. His signature phrase, 'Only in the movies and in Memphis,' was used regularly during the 2003-04 season as the team embarked on its amazing 50-win season and first playoff appearance. As one of the original Grizzlies, no one was more excited to be a part of that season's magical ride than Don Poier, who had been through the highest of highs and lowest of lows with the Grizzlies. But Poier's contributions in the broadcast booth were only the tip of the iceberg of a life that touched so

many. His wife, Barb, came to every Grizzlies home game and became as much a fixture at the arena as her husband.

Don and Barb derived great pleasure from their blended family, which included Don's three daughters, Barb's five children and 10 grandchildren. Although these were the immediate members of Poier's family, by no means were they the only members.

Anyone who worked for the Grizzlies organization was a member of the Poier family. He made a point of introducing himself to everyone he didn't know. His large family grew to thousands as he recruited each fan who listened to his distinctive booming voice.

His spirit and generosity also extended to the community. Poier was a fixture at Grizzlies community events, attending dozens of events on behalf of the Grizzlies every year. He was a member of the Bellingham Boys and Girls Club in Washington State, and hosted a summer golf tournament in his home state of Washington.

Poier's memory will always be treasured by his Grizzlies family.



The Grizzlies honored Don Poier, "The Voice of the Grizzlies," by naming the media center in FedExForum after him.

# COMMUNITY





# COMMUNITY ENGAGEMENT

## MEMPHIS GRIZZLIES COMMUNITY ENGAGEMENT

### Mission Statement

The Memphis Grizzlies are committed to making a difference in the lives of underserved youth and families across the Mid-South region. Education, Health & Fitness and Service are our core community pillars.

### Education

The Memphis Grizzlies are dedicated to helping prepare Memphis students for success and avidly promoting education and college preparedness through targeted academic enrichment initiatives and programs. This includes literacy (reading and financial) and STEAM (Science, Technology, Engineering, Arts & Math).

The Read to Achieve Program presented by International Paper in association with KPMG is our most extensive educational outreach initiative. The Grizzlies Read to Achieve program is an incentive-driven initiative that motivates students to develop a life-long love for reading and promotes the value of literacy. Reaching over 21,000 Mid-South students, the program includes the Grizzlies Read to Achieve Tip-Off, a six-week Reading Challenge, and Read to Achieve Finale Championship Celebration held at FedExForum.

### Math Hoops

NBA Math Hoops is a comprehensive community program, which allows students to learn fundamental math skills through the game of basketball. The program currently operates within 20 locations throughout the Mid-South. Reaching approximately 2,000 students, the program includes a regional tournament, incentives for participants and the opportunity for a student to travel to the Math Hoops National Championship.

### Health & Fitness

Committed to creating a healthier Mid-South, the Grizzlies work to increase access to health and fitness options, educating individuals about healthy life choices and inspiring individuals to make healthy decisions.

### Girls Summit

Play can help all girls unlock their potential by giving them the physical, social and emotional skills needed to live happy, healthy and successful lives. The Memphis Grizzlies in support with the Women's Foundation of Greater Memphis and Nike host approximately 400 young women across Shelby County Schools one day each year at FedExForum. Throughout the day the young girls are exposed to various sport options, sampling a range of movement of both non-traditional and traditional sports clinics. Each year an all-star contingent of female professional athletes, college coaches, intercollegiate student-athletes and sports executives are invited to create a holistically enriching experience.

### Service

By leveraging our brand, resources and partnerships, our goal is to strengthen and foster more vibrant communities and engaged individuals. Each year Grizzlies players, coaches and front office staff give back to the community through a variety of service-driven projects that are impactful through employee volunteer service opportunities.

### GrizzFam

GrizzFam is the Grizzlies' auxiliary group that supports the needs of the community throughout the Mid-South region. Members are comprised of the wives and significant others of the Grizzlies players, coaches, basketball operations and ownership staff. This past Season of Giving, GrizzFam hosted a Thanksgiving dinner at the Salvation Army's Purdue Center of Hope for the eighth consecutive year. Throughout the year, GrizzFam supports a variety of community needs.

### Tickets for Kids

The Tickets for Kids Program gives players and ownership the opportunity to purchase group for underserved communities to attend Grizzlies home games. More than 22,000 tickets were donated to local schools and charities across the Mid-South this past season. Tickets are also given to local schools to help incentivize attendance, academic achievement, behavior and community service.

### Additional Outreach Efforts

- Community Court Refurbishments
- Hoops for St. Jude Campaign
- In-kind donations that support schools and non-profits
- Martin Luther King Jr. Day
- Park Revitalizations
- Player Community Initiatives
- Season of Giving Initiatives

To learn more about the Memphis Grizzlies' community engagement initiatives, visit [grizzlies.com/grizzcares](http://grizzlies.com/grizzcares)





## MEMPHIS GRIZZLIES FOUNDATION

The Memphis Grizzlies Foundation is a non-profit organization dedicated to harnessing the power and promise of sport to transform lives, particularly those of children living at risk. As the philanthropic arm of the Grizzlies organization, the Foundation is focused on finding, funding and creating youth mentoring and development programs in Memphis that help students discover and meet their potential.

Since 2001, the Foundation has invested more than \$51 million in three strategic focus areas related to youth development – innovative K-12 education programming, high-impact health and fitness initiatives, and expanded platforms for youth mentoring – all as a means to help prepare every student in Memphis for success in college, career and life.

### MENTOR Memphis Grizzlies

An affiliate of MENTOR: The National Mentoring Partnership, **MENTOR Memphis Grizzlies** (Grizzlies Youth Mentoring Partnership) unites a broad range of local community organizations, businesses and civic leaders to promote, support and advocate for youth mentoring. With a focus on increasing quality and quantity of mentor relationships in the Mid-South, MENTOR Memphis Grizzlies provides leadership, resources, and best-practice training, to more than 70 local mentoring programs serving over 2,500 young people across the Memphis area. In addition, the Grizzlies Foundation provides capacity building grants to a dozen local organizations that implement mentoring in unique ways.



### TEAM Mentor Program

The TEAM Mentor Program is part of a network of programs funded by the Memphis Grizzlies Foundation to leverage the mentor relationship to better prepare students for success. A unique and innovative model, TEAM Mentor places three volunteer adult mentors with six students to form a TEAM; each TEAM functions as a micro-community with its own identity, culture, values and voice.

Currently the program operates within five middle schools in Memphis serving 7th and 8th grade students.

### GrizzFit

GrizzFit, in partnership with Nike, is a platform under the Memphis Grizzlies Foundation for developing coaches as mentors through a trauma-informed lens. GrizzFit reaches youth primarily through the GrizzFit Kids Boot Camp, which is an after-school mentoring and fitness program designed to promote development in physical literacy, self-efficacy and social competence.

### GrizzFit Stats:

- 63 GrizzFit Coaches received 1,890 hours of trauma informed-coach training
- Each coach was trained an average of 30 hours
- Over the past year, 1,100 youth have been active participants in the GrizzFit program
- 31 percent of GrizzFit Coaches are active with our partners Memphis Inner City Rugby

For more information, visit [grizzliesfoundation.org](http://grizzliesfoundation.org)

### Notable Awards

- 2017 ESPN Sports Humanitarian Team of the Year (Finalist)
- 2013 President's Council on Fitness, Sports & Nutrition
- 2012 Beyond Sport "Sports Team of the Year"
- 2011 Beyond Sport "Sports Team of the Year" (Shortlist)
- 2008 Crystal Award for Outstanding Foundation
- 2007 Steve Patterson Award for Excellence in Sports Philanthropy
- 2006 Corporate Volunteer Council Partnership Award





# GRIZZLIES FOUNDATION

## Memphis Grizzlies Scholars Program

The Memphis Grizzlies Scholars Program (MGSP), in partnership with Mid-South Ford Dealers, is a selective high school prep program for academically-gifted middle school students in Memphis. Once accepted into the program, students participate in an immersive learning experience structured to accelerate student growth, achievement, leadership skills, and culture identity, while ultimately preparing students to apply to the rigorous high school of their choice.

The Memphis Grizzlies Scholars Program is strategically designed to be a collaboration of the best evidence-based community organizations that have the expertise and resources to develop the academic and artistic talents of each student ensuring that students are well-rounded and well-equipped for high school. The year-long course of study involves several extraordinary educational, cultural, and progressive activities provided through partnership with Bridges: Navigating Difference, Leadership Development for a Global World; Hattiloo Theatre: Discovering Image and Identity through the Arts; and CodeCrew: Building Digital Literacy for the 21st Century. The course of study includes:

- Additional instructional time in core subjects areas and test prep
- Assistance and support through the competitive high school application process
- Leadership and character development
- Life skills development
- Bridge Builders CONNECT workshops
- Four Intensive Weekend Workshops with Hattiloo Theatre and CodeCrew
- Vocational Immersions
- Field Trips
- An Adult Mentor

To learn more about the Memphis Grizzlies' community engagement initiatives, visit [grizzlies.com/grizzcares](http://grizzlies.com/grizzcares)

## Memphis Grizzlies Preparatory Charter School

Grizzlies Prep serves an all-male, largely African-American population of fifth-to-eighth graders. It is the only public middle school in the nation founded by an NBA team. It is also one of only a few schools to consistently grow students an average of two grade levels per year. Grizzlies Prep provides an excellent academic foundation, social-emotional development, and incredible opportunities so families can feel confident in the future.

Community members now have opportunities to volunteer at Grizzlies Prep as mentors and lunch buddies. For more information, visit [GrizzliesPrep.org/mentor](http://GrizzliesPrep.org/mentor)



## NBA CARES

NBA Cares is the league's global social responsibility program that builds on the NBA's mission of addressing important social issues. NBA Cares programs and participants have provided more than 3.7 million hours of hands-on service and created more than 1,040 places where kids and families can live, learn or play in communities around the world. The NBA also engages more than 12 million youth annually, inspiring play and teaching the values of the game. NBA Cares works with internationally recognized youth-serving programs that support education, youth and family development, and health-related causes, including: Thurgood Marshall College Fund, Special Olympics, YMCA of the USA, Boys & Girls Clubs of America, UNICEF, the Make-A-Wish Foundation, Share Our Strength and GLSEN.





# HISTORY





# ALL-TIME TEAM RECORDS

## WON & LOST RECORDS

(Franchise records shown in bold)

### YEAR-BY-YEAR RESULTS

Season	Overall Record					Home			Road			Record by Months							
	W	L	Pct	GB	Finish	W	L	Pct	W	L	Pct	Oct	Nov	Dec	Jan	Feb	Mar	Apr	May
2018-19	33	49	.402	20	5th SW	21	20	.512	12	29	.293	4-2	9-6	5-10	2-14	4-7	7-7	2-3	
2017-18	22	60	.268	43	5th SW	16	25	.390	6	35	.146	5-2	2-11	5-12	6-7	0-10	3-13	1-5	
2016-17	43	39	.524	18	3rd SW	24	17	.585	19	22	.463	2-1	9-7	11-6	7-7	7-4	6-9	1-5	
2015-16	42	40	.512	25	3rd SW	26	15	.634	16	25	.390	2-1	8-7	8-8	10-4	7-4	6-10	1-6	
2014-15	55	27	.671	1	2nd SW	31	10	.756	24	17	.585	2-0	13-2	8-6	12-4	7-4	9-8	4-3	
2013-14	50	32	.610	12	3rd SW	27	14	.659	23	18	.561	0-1	8-7	5-9	12-3	7-5	12-5	6-2	
2012-13	<b>56</b>	26	<b>.683</b>	2	2nd SW	32	9	.780	24	17	<b>.585</b>	0-1	12-4	7-7	10-7	9-2	11-6	7-2	
2011-12	41	25	.621	9	2nd SW	26	7	.788	15	18	.455			1-2	10-8	9-5	8-7	<b>13-3</b>	
2010-11	46	36	.561	15	4th SW	30	11	.732	16	25	.390	2-1	6-9	6-8	11-6	8-4	9-5	4-3	
2009-10	40	42	.488	15	4th SW	23	18	.561	17	24	.415	1-1	5-11	9-4	10-5	5-8	8-7	2-6	
2008-09	24	58	.293	30	5th SW	16	25	.390	8	33	.195	1-1	3-12	6-9	1-13	4-8	4-11	5-4	
2007-08	22	60	.268	34	5th SW	14	27	.341	8	33	.195	0-1	5-9	3-12	5-11	1-11	5-11	3-5	
2006-07	22	60	.268	45	5th SW	14	27	.341	8	33	.195			4-11	3-14	5-10	3-9	4-11	3-5
2005-06	49	33	.598	14	3rd SW	30	11	.732	19	22	.463			10-5	9-5	7-8	5-8	10-6	8-1
2004-05	45	37	.549	14	4th SW	26	15	.634	19	22	.463			5-10	9-7	12-3	5-5	8-6	6-6
2003-04	50	32	.610	8	3rd Mid	31	10	.737	19	22	.463	0-1	7-7	7-9	10-4	10-3	13-2	2-6	
2002-03	28	54	.341	32	6th Mid	20	21	.488	8	33	.195	0-1	2-13	8-8	4-10	5-7	8-9	2-6	
2001-02	23	59	.280	35	7th Mid	15	26	.359	8	33	.195			3-12	6-9	4-11	2-10	4-11	4-6
MEM	<b>669</b>	<b>709</b>	<b>.485</b>			<b>406</b>	<b>283</b>	<b>.589</b>	<b>263</b>	<b>426</b>	<b>.382</b>	<b>19-14 111-140 116-145 138-135 96-114 135-143 74-77</b>							
2000-01	23	59	.280	35	7th Mid	15	26	.359	8	33	.195	1-0	5-9	2-13	4-11	6-8	3-11	2-7	
1999-00	22	60	.268	33	7th Mid	12	29	.293	10	31	.244		3-11	3-12	6-8	6-7	1-14	3-8	
1998-99	8	42	.160	29	7th Mid	7	18	.280	1	24	<b>.040</b>					4-9	2-15	2-7	
1997-98	19	63	.232	43	6th Mid	14	27	.341	5	36	.122	0-1	7-10	3-9	3-13	1-9	2-14	3-15	0-3
1996-97	14	<b>68</b>	.171	<b>50</b>	7th Mid	8	<b>33</b>	<b>.195</b>	6	35	.146		<b>2-15</b>	4-10	<b>2-15</b>	3-9	1-13	2-6	
1995-96	15	67	.183	44	7th Mid	10	31	.244	5	36	.122		<b>2-13</b>	3-12	5-9	1-8	<b>0-17</b>	4-8	
TOTAL	<b>770</b>	<b>1068</b>	<b>.419</b>			<b>472</b>	<b>447</b>	<b>.514</b>	<b>298</b>	<b>621</b>	<b>.324</b>	<b>20-15 130-198 131-201 158-191 129-164 144-228 90-128 0-3</b>							

Season	- Southwest -			- Pacific -			- Northwest -			- Western Conf -			- Atlantic -			- Southeast -			- Central -			- Eastern Conf -		
	W	L	Pct	W	L	Pct	W	L	Pct	W	L	Pct	W	L	Pct	W	L	Pct	W	L	Pct	W	L	Pct
2018-19	8	8		7	11		9	9		24	28	.462	3	7		3	7		3	7		9	21	.300
2017-18	5	11		8	10		5	13		18	34	.346	2	8		1	9		1	9		4	26	.133
2016-17	6	8		9	9		11	7		28	24	.538	5	5		5	5		5	5		15	15	.500
2015-16	7	9		9	9		9	9		26	27	.481	7	3		3	7		7	3		17	13	.567
2014-15	9	7		13	5		<b>13</b>	<b>5</b>		<b>35</b>	<b>17</b>	<b>.673</b>	<b>8</b>	<b>2</b>		7	3		5	5		20	10	.667
2013-14	4	12		<b>14</b>	<b>4</b>		11	7		29	23	.558	6	4		<b>8</b>	<b>2</b>		7	3		21	9	.700
2012-13	<b>10</b>	<b>6</b>		12	4		12	6		34	18	.654	<b>8</b>	<b>2</b>		6	4		<b>8</b>	<b>2</b>		<b>22</b>	<b>8</b>	.733
2011-12	7	8		9	7		10	7		26	22	.542	4	2		5	0		6	1		15	3	.833
2010-11	8	8		11	7		11	7		30	22	.577	5	5		4	6		7	3		16	14	.533
2009-10	5	11		9	9		8	10		22	30	.423	<b>8</b>	<b>2</b>		4	6		6	4		18	12	.600
2008-09	5	11		8	10		1	<b>17</b>		14	38	.269	1	9		5	5		3	6		10	20	.333
2007-08	2	<b>14</b>		4	<b>14</b>		5	13		<b>11</b>	<b>41</b>	<b>.212</b>	4	6		5	5		2	8		11	19	.367
2006-07	2	<b>14</b>		4	<b>14</b>		8	10		14	38	.269	3	7		4	6		1	<b>9</b>		8	22	.267
2005-06	6	10		13	5		12	6		31	21	.596	6	4		<b>8</b>	<b>2</b>		4	6		18	12	.600
2004-05	7	9		11	7		9	9		27	25	.519	<b>8</b>	<b>2</b>		6	4		4	6		18	12	.600
TOTAL	<b>93</b>	<b>146</b>		<b>141</b>	<b>125</b>		<b>134</b>	<b>135</b>					<b>78</b>	<b>68</b>		<b>74</b>	<b>71</b>		<b>69</b>	<b>77</b>				

Season	- Midwest -		- Pacific -		- Western Conf -		- Atlantic -		- Central -		- Eastern Conf -		- Before AS -		- After AS -	
	W	L	W	L	W	L	W	L	W	L	W	L	W	L	W	L
2018-19					24	28			9	21	.300	23	36	10	13	
2017-18					25	27			17	13	.567	31	22	11	18	
2016-17					28	24			15	15	.500	34	24	9	15	
2015-16					25	27			17	13	.567	31	22	11	18	
2014-15					<b>35</b>	<b>17</b>			20	10	.667	<b>39</b>	<b>14</b>	16	13	
2013-14					29	23			21	9	.700	29	23	21	9	
2012-13					34	18			<b>22</b>	<b>8</b>	.733	33	18	<b>23</b>	<b>8</b>	
2011-12					26	22			15	<b>3</b>	<b>.833</b>	19	15	22	10	
2010-11					30	22			16	14	.533	31	26	15	10	
2009-10					22	30			18	12	.600	26	25	14	17	
2008-09					14	38			10	20	.333	15	37	9	21	
2007-08					11	41			11	19	.367	14	38	8	22	
2006-07					14	38			8	22	.267	14	40	8	20	
2005-06					31	21			18	12	.600	29	23	20	10	
2004-05					27	25			18	12	.600	30	23	15	14	
2003-04	<b>12</b>	<b>12</b>	<b>16</b>	<b>12</b>	28	24		<b>11</b>	<b>5</b>	<b>22</b>	<b>8</b>	.733	30	22	10	10
2002-03	5	19	7	21	12	40		7	7	16	14	.533	13	35	15	19
2001-02	7	17	7	21	14	38		4	10	9	21	.300	14	35	9	24
MEM					<b>422</b>	<b>488</b>				<b>269</b>	<b>259</b>	<b>.509</b>	<b>442</b>	<b>494</b>	<b>249</b>	<b>275</b>
2000-01	<b>2</b>	<b>22</b>	9	19	11	41		6	8	6	10	.400	13	36	10	23
1999-00	6	18	6	22	12	40		5	9	5	11	.200	333	14	34	8
1998-99	3	18	5	18	8	36		<b>0</b>	<b>2</b>	<b>0</b>	<b>4</b>	<b>.000</b>				
1997-98	4	20	10	18	14	38		1	<b>13</b>	4	12	5	<b>25</b>	<b>.167</b>	13	36
1996-97	6	18	3	<b>25</b>	9	<b>43</b>		<b>4</b>	<b>10</b>	1	<b>15</b>	5	<b>25</b>	<b>.167</b>	<b>9</b>	<b>42</b>
1995-96	3	21	6	22	9	<b>43</b>		<b>4</b>	<b>10</b>	2	14	6	24	.200	10	37
TOTAL					<b>485</b>	<b>751</b>				<b>307</b>	<b>377</b>	<b>.449</b>	<b>501</b>	<b>679</b>	<b>283</b>	<b>407</b>

\*Notes Franchise located in Vancouver, BC, Canada from 1995-96 to 2000-01 before relocating to Memphis, Tennessee in July 2001.

NBA realignment prior to the 2004-05 season divided each conference into three divisions. Prior to that, there were two divisions per conference.

# ALL-TIME TEAM RECORDS



## TEAM WON & LOST STREAKS

Wins & Losses	-- Games --	First Game	Last Game
Most consecutive wins, overall & single season	8	at LA Clippers, 1/11/04	vs Denver, 1/25/04
	8	at Golden State, 11/2/12	at Charlotte, 11/17/12
	8	vs Golden State, 2/8/13	vs Dallas, 2/27/13
	8	vs Toronto, 1/21/15	at Utah, 2/4/15
Most consecutive losses, overall & single season	23	vs Atlanta, 2/16/96	at Portland, 4/2/96
Most consecutive wins, home, overall	22	vs Washington, 2/11/14	vs LA Clippers, 11/23/14
Most consecutive wins, home, single season	14	vs Washington, 2/11/14	vs Dallas, 4/16/14
Most consecutive losses, home, overall & single season	11	vs Atlanta, 2/16/96	vs Charlotte, 3/31/96
Most consecutive wins, road, overall & single season	7	at Toronto, 2/17/10	at Boston, 3/10/10
Most consecutive losses, road, overall	30	at Minnesota, 2/19/99	at Houston, 12/6/99
Most consecutive losses, road, single season	23	at Minnesota, 2/19/99	at Sacramento, 5/5/99

## MONTHLY TEAM WON & LOST RECORDS

Category	-- Best --	Month(s)	-- Worst --	Month(s)
Overall Record	8-1 .889	April 2006	0-17 .000	March 1996
	13-2 .867	November 2014	0-10 .000	February 2018
	13-2 .867	March 2004		
Home Record	9-0 1.000	April 2012	0-7 .000	March 1996
Road Record	7-1 .875	March 2004, January 2014	0-10 .000	March 1996, April 1999

## ALL-TIME SERIES

WESTERN CONFERENCE	-- Overall --		-- Home --		-- Road --		EASTERN CONFERENCE	-- Overall --		-- Home --		-- Road --	
	W	L	W	L	W	L		W	L	W	L	W	L
Dallas	29	65	17	30	12	35	Atlanta	17	29	11	11	6	18
Denver	35	54	26	19	9	35	Boston	18	28	9	14	9	14
Golden State	42	47	25	20	17	27	Brooklyn	22	23	11	11	11	12
Houston	36	60	25	23	11	37	Charlotte	17	24	9	11	8	13
LA Clippers	43	48	26	19	17	29	Chicago	20	27	13	10	7	17
LA Lakers	34	54	20	24	14	30	Cleveland	16	29	12	11	4	18
Minnesota	42	49	24	21	18	28	Detroit	20	26	10	13	10	13
New Orleans **	28	32	17	13	11	19	Indiana	18	28	13	11	5	17
Oklahoma City	27	62	18	27	9	35	Miami	19	26	11	11	8	15
Phoenix	34	54	20	22	14	32	Milwaukee	22	23	12	10	11	12
Portland	39	50	22	23	17	27	New Orleans	2	2	2	0	0	2
Sacramento	40	49	28	17	12	32	New York	23	22	13	10	10	12
San Antonio	24	71	16	32	8	39	Orlando	23	22	16	7	7	15
Utah	32	56	18	26	14	30	Philadelphia	23	23	13	11	10	12
							Toronto	23	24	13	10	10	14
							Washington	24	21	18	5	6	16
VS WC -- ALL-TIME	485	751	302	316	183	435	VS EC -- ALL-TIME	307	377	186	156	121	221

\*Charlotte defined as statistical information from the Charlotte Hornets (1989-2002, 2014-present) and Charlotte Bobcats (2004-14) franchise. Statistical information, records and history of Charlotte NBA basketball returned to the current Charlotte franchise from the New Orleans Pelicans on May 20, 2014.

\*\*New Orleans defined as statistical information from the New Orleans Hornets (2002-13), New Orleans/Oklahoma City Hornets (2005-07) and New Orleans Pelicans (2013-present). From 2002-03 through 2003-04, the New Orleans Hornets were members of the Eastern Conference and switched to the Western Conference at the start of the 2004-05 season.

INTRO

PLAYERS

EXECUTIVE

BASKETBALL  
OPS

BUSINESS  
OPS

MEDIA

COMMUNITY

HISTORY

PLAYOFFS

REVIEW

OPPONENTS

NBA

FEDERATION

AT A GLANCE



# ALL-TIME TEAM RECORDS

## ALL-TIME COACHES RECORDS

Season	Head Coach	Won	Lost	Pct	Note	Assistant Coaches
<b>MEMPHIS</b>						
2018-19	J.B. Bickerstaff	33	49	.402		Chad Forcier, Jerry Stackhouse, Greg Buckner, Vitaly Potapenko, Nick Van Exel, Adam Mazarei
2017-18	J.B. Bickerstaff	15	48	.238	From 11/27/17	Keith Smart, Bob Bender, Nick Van Exel, Adam Mazarei, Greg Buckner
	David Fizdale	7	12	.368	To 11/27/17	J.B. Bickerstaff, Keith Smart, Bob Bender, Nick Van Exel, Adam Mazarei
2016-17	David Fizdale	43	39	.524		J.B. Bickerstaff, Keith Smart, Bob Bender, Nick Van Exel, Adam Mazarei
2015-16	Dave Joergers	42	40	.512		Elston Turner, Jeff Bzdelik, Bob Thornton, Shawn Respert, Duane Ticknor,
	Jason March					
2014-15	Dave Joergers	55	27	.671		Elston Turner, Jeff Bzdelik, Bob Thornton, Shawn Respert, Duane Ticknor,
	Jason March					
2013-14	Dave Joergers	50	32	.610	From 6/27/14	Elston Turner, Duane Ticknor, Bob Thornton, Shawn Respert
2012-13	Lionel Hollins	56	26	.683	To 6/10/13	David Joergers, Henry Bibby, Bob Thornton, Barry Hecker, Mitchell Anderson, Lloyd Pierce
2011-12	Lionel Hollins	41	25	.621		David Joergers, Henry Bibby, Bob Thornton, Barry Hecker
2010-11	Lionel Hollins	46	36	.533		Johnny Davis, Henry Bibby, David Joergers, Barry Hecker, Damon Stoudamire, Mitchell Anderson
2009-10	Lionel Hollins	40	42	.488		Johnny Davis, Henry Bibby, David Joergers, Barry Hecker, Damon Stoudamire
2008-09	Lionel Hollins	13	26	.333	From 1/25/09	Johnny Davis, Henry Bibby, David Joergers, Barry Hecker, Damon Stoudamire
	Johnny Davis	0	2	.000	1/23/09 to 1/25/09	Kevin O'Neill, Andy Greer, David Joergers, Ron DuBois
	Marc Iavaroni	11	30	.268	To 1/23/09	Johnny Davis, Kevin O'Neill, Andy Greer, David Joergers, Ron DuBois
2007-08	Marc Iavaroni	22	60	.268		Johnny Davis, Gordon Chiesa, Andy Greer, David Joergers, Ron DuBois
2006-07	Tony Barone, Sr.	16	36	.308	12/30/06 to 4/18/07	Mitchell Anderson, Paul Cormier, Lionel Hollins
	Mike Fratello	6	24	.200	To 12/28/06	Mitchell Anderson, Paul Cormier, Lionel Hollins
2005-06	Mike Fratello	49	33	.598		Mitchell Anderson, Eric Musselman, Lionel Hollins
2004-05	Mike Fratello	40	26	.606	From 12/3/04	Mitchell Anderson, Eric Musselman, Lionel Hollins
	Lionel Hollins	0	4	.000	11/26/04 to 12/1/04	Tony Barone Sr., Brendan Brown, Hal Wissel
	Hubie Brown	5	7	.417	To 11/25/04	Tony Barone Sr., Brendan Brown, Lionel Hollins, Hal Wissel
2003-04	Hubie Brown	50	32	.610		Tony Barone Sr., Brendan Brown, Lionel Hollins, Hal Wissel
2002-03	Hubie Brown	28	46	.378	From 11/15/02	Tony Barone Sr., Brendan Brown, Lionel Hollins, Hal Wissel
	Sidney Lowe	0	8	.000	To 11/11/02	Bob Staak, Scott Roth, Lionel Hollins, Mitchell Anderson
2001-02	Sidney Lowe	23	59	.280		Bob Staak, Scott Roth, Michael Adams, Mitchell Anderson
<b>VANCOUVER</b>						
2000-01	Sidney Lowe	23	59	.280		Bob Staak, Scott Roth, Michael Adams, Mitchell Anderson
1999-00	Lionel Hollins	18	42	.300	12/18/99 to 4/19/00	Jim Boylan, Jack Nolan, Lawrence Frank
	Brian Hill	4	18	.182	To 12/15/99	Lionel Hollins, Jim Boylan, Jack Nolan, Lawrence Frank
1998-99	Brian Hill	8	42	.160		Lionel Hollins, Jim Boylan, Jack Nolan
1997-98	Brian Hill	19	63	.232		Lionel Hollins, Jim Boylan, Jack Nolan
1996-97	Stu Jackson	6	33	.154	1/25/97 to 4/19/97	Lionel Hollins, Rex Hughes, Jimmy Powell
	Brian Winters	8	35	.186	To 11/23/97	Lionel Hollins, Rex Hughes, Jimmy Powell
1995-96	Brian Winters	15	67	.183		Lionel Hollins, Rex Hughes, Jimmy Powell

Season(s)	Head Coach	Won	Lost	Pct
1999-2000, 2004, 2009-13	Lionel Hollins	214	201	.516
2013-2016	Dave Joergers	147	99	.598
2004-2006	Mike Fratello	95	83	.534
2002-2004	Hubie Brown	83	85	.494
2016-2018	David Fizdale	50	51	.495
2017-19	J.B. Bickerstaff	48	97	.331
2000-2002	Sidney Lowe	46	126	.267
2007-09	Marc Iavaroni	33	90	.268
1997-1999	Brian Hill	31	123	.201
1995-1997	Brian Winters	23	102	.184
2006-2007	Tony Barone	16	36	.308
1997	Stu Jackson	6	33	.154
2009	Johnny Davis	0	2	.000

# ALL-TIME TEAM RECORDS



## GRIZZLIES & OPPONENTS STATISTICS BY SEASON

### GRIZZLIES

Season	G	Min	FG	FGA	Pct	FT	FTA	Pct	Off	Def	Total	Ast	PF	Stl	TO	Bk	Pts	Avg
<b>MEMPHIS</b>																		
2018-19	82	19880	3113	<b>6924</b>	450	1453	1882	.772	723	<b>2703</b>	3426	1963	1801	684	1147	448	<b>8490</b>	<b>103.5</b>
2017-18	82	19705	3013	6788	444	1361	1732	<b>.786</b>	779	2544	3323	1767	1900	613	1227	396	8145	99.3
2016-17	82	19905	2984	6854	435	1504	1918	.784	886	2621	3507	1744	1804	653	1059	344	8239	100.5
2015-16	82	19830	3019	6859	440	1584	2024	.783	916	2497	3413	1697	1783	724	1090	350	8126	99.1
2014-15	82	19905	3097	6763	458	1445	1869	.773	856	2634	3490	1777	1567	700	1094	347	8062	98.3
2013-14	82	19805	3122	6723	464	1235	1666	.741	950	2526	3476	1792	1568	631	1124	375	7884	96.1
2012-13	82	19805	2964	6679	444	1349	1746	.773	1059	2445	3504	1715	1660	703	1144	436	7659	93.4
2011-12	66	15940	2425	5422	447	1142	1504	.759	831	1944	2775	1290	1316	631	955	345	6269	95.0
2010-11	82	19880	3200	6801	<b>.471</b>	1486	1981	.750	970	2391	3361	1691	1705	771	1145	441	8195	99.9
2009-10	82	19905	<b>3223</b>	6875	469	1614	2202	.733	1070	2496	<b>3566</b>	1543	1655	645	1248	399	8404	102.5
2008-09	82	19805	2865	6311	454	1570	2077	.756	847	2337	3184	1423	1777	615	1252	385	7698	93.9
2007-08	82	19805	3060	6737	454	1517	2077	.723	848	2567	3415	1574	1592	503	1251	386	8257	100.7
2006-07	82	19980	2998	6448	465	<b>1835</b>	<b>2410</b>	.761	866	2375	3241	1680	1827	564	1343	407	8331	101.6
2005-06	82	19855	2746	6125	448	1476	2077	.711	834	2379	3213	1586	1757	600	1134	442	7558	92.2
2004-05	82	19705	2802	6271	447	1526	2024	.754	887	2307	3194	1716	<b>1910</b>	699	1197	476	7661	93.4
2003-04	82	19880	2963	6657	445	1557	2143	.727	1047	2381	3428	1915	<b>930</b>	<b>795</b>	1226	<b>565</b>	<b>7930</b>	<b>96.7</b>
2002-03	82	19930	3049	6743	452	1430	1936	.739	943	2466	3409	1892	1678	651	1262	500	7995	97.5
2001-02	82	19780	2851	6535	436	1334	1883	.708	984	2413	3397	1785	1571	646	1344	488	7372	89.9
<b>Mem</b>	<b>1460</b>	<b>353300</b>	<b>53494</b>	<b>118515</b>	<b>.449</b>	<b>26418</b>	<b>35171</b>	<b>.751</b>	<b>16296</b>	<b>44026</b>	<b>60322</b>	<b>30548</b>	<b>30811</b>	<b>11828</b>	<b>21242</b>	<b>7529</b>	<b>142275</b>	<b>97.4</b>

### VANCOUVER

2000-01	82	19780	2870	6539	439	1457	1892	.770	894	2431	3325	1899	1733	586	1291	359	7522	91.7
1999-00	82	19855	2892	6441	449	1594	2060	.774	1005	2324	3329	1700	1881	608	1381	346	7702	93.9
1998-99	50	12175	1643	3838	428	1009	1408	.717	650	1359	2009	964	1123	420	848	199	4443	88.9
1997-98	82	19830	3006	6567	458	1586	2145	.739	<b>1081</b>	2313	3394	<b>1960</b>	1809	614	<b>1405</b>	349	7923	96.6
1996-97	82	19780	2819	6453	437	1230	1734	.709	1023	2155	3178	1862	1755	657	1301	464	7313	89.2
1995-96	82	19880	2772	6483	428	1446	1988	.724	957	2170	3127	1706	1852	728	1347	333	7362	89.8
<b>Total</b>	<b>1920</b>	<b>464600</b>	<b>69496</b>	<b>154836</b>	<b>.449</b>	<b>34740</b>	<b>46408</b>	<b>.749</b>	<b>21906</b>	<b>57408</b>	<b>78684</b>	<b>40639</b>	<b>40964</b>	<b>15441</b>	<b>28815</b>	<b>9579</b>	<b>184540</b>	<b>96.1</b>

### THREE-POINT FG

1995-96: 372-1129 .329; 1996-97: 445-1274 .349; 1997-98: 325-898 .362; 1998-99: 148-453 .327; 1999-00: 324-898 .361; 2000-01: 325-947 .343; 2001-02: 336-1096 .307; 2002-03: 467-1279 .365; 2003-04: 447-1314 .340; 2004-05: 531-1486 .357; 2005-06: 590-1578 .374; 2006-07: 500-1362 .367; 2007-08: 620-1779 .349; 2008-09: 398-1106 .360; 2009-10: 344-1020 .337; 2010-11: 309-926 .334; 2011-12: 277-849 .326; 2012-13: 382-1107 .345; 2013-14: 405-1147 .353; 2014-15: 423-1246 .339; 2015-16: 423-1246 .339; 2016-17: 423-1246 .339; 2017-18: 423-1246 .339; 2018-19: 423-1246 .339; 2019-20: 423-1246 .339; 2020-21: 423-1246 .339; 2021-22: 423-1246 .339; 2022-23: 423-1246 .339; 2023-24: 423-1246 .339; 2024-25: 423-1246 .339; 2025-26: 423-1246 .339; 2026-27: 423-1246 .339; 2027-28: 423-1246 .339; 2028-29: 423-1246 .339; 2029-30: 423-1246 .339; 2030-31: 423-1246 .339; 2031-32: 423-1246 .339; 2032-33: 423-1246 .339; 2033-34: 423-1246 .339; 2034-35: 423-1246 .339; 2035-36: 423-1246 .339; 2036-37: 423-1246 .339; 2037-38: 423-1246 .339; 2038-39: 423-1246 .339; 2039-40: 423-1246 .339; 2040-41: 423-1246 .339; 2041-42: 423-1246 .339; 2042-43: 423-1246 .339; 2043-44: 423-1246 .339; 2044-45: 423-1246 .339; 2045-46: 423-1246 .339; 2046-47: 423-1246 .339; 2047-48: 423-1246 .339; 2048-49: 423-1246 .339; 2049-50: 423-1246 .339; 2050-51: 423-1246 .339; 2051-52: 423-1246 .339; 2052-53: 423-1246 .339; 2053-54: 423-1246 .339; 2054-55: 423-1246 .339; 2055-56: 423-1246 .339; 2056-57: 423-1246 .339; 2057-58: 423-1246 .339; 2058-59: 423-1246 .339; 2059-60: 423-1246 .339; 2060-61: 423-1246 .339; 2061-62: 423-1246 .339; 2062-63: 423-1246 .339; 2063-64: 423-1246 .339; 2064-65: 423-1246 .339; 2065-66: 423-1246 .339; 2066-67: 423-1246 .339; 2067-68: 423-1246 .339; 2068-69: 423-1246 .339; 2069-70: 423-1246 .339; 2070-71: 423-1246 .339; 2071-72: 423-1246 .339; 2072-73: 423-1246 .339; 2073-74: 423-1246 .339; 2074-75: 423-1246 .339; 2075-76: 423-1246 .339; 2076-77: 423-1246 .339; 2077-78: 423-1246 .339; 2078-79: 423-1246 .339; 2079-80: 423-1246 .339; 2080-81: 423-1246 .339; 2081-82: 423-1246 .339; 2082-83: 423-1246 .339; 2083-84: 423-1246 .339; 2084-85: 423-1246 .339; 2085-86: 423-1246 .339; 2086-87: 423-1246 .339; 2087-88: 423-1246 .339; 2088-89: 423-1246 .339; 2089-90: 423-1246 .339; 2090-91: 423-1246 .339; 2091-92: 423-1246 .339; 2092-93: 423-1246 .339; 2093-94: 423-1246 .339; 2094-95: 423-1246 .339; 2095-96: 423-1246 .339; 2096-97: 423-1246 .339; 2097-98: 423-1246 .339; 2098-99: 423-1246 .339; 2099-00: 423-1246 .339; 2100-01: 423-1246 .339; 2101-02: 423-1246 .339; 2102-03: 423-1246 .339; 2103-04: 423-1246 .339; 2104-05: 423-1246 .339; 2105-06: 423-1246 .339; 2106-07: 423-1246 .339; 2107-08: 423-1246 .339; 2108-09: 423-1246 .339; 2109-10: 423-1246 .339; 2110-11: 423-1246 .339; 2111-12: 423-1246 .339; 2112-13: 423-1246 .339; 2113-14: 423-1246 .339; 2114-15: 423-1246 .339; 2115-16: 423-1246 .339; 2116-17: 423-1246 .339; 2117-18: 423-1246 .339; 2118-19: 423-1246 .339; 2119-20: 423-1246 .339; 2120-21: 423-1246 .339; 2121-22: 423-1246 .339; 2122-23: 423-1246 .339; 2123-24: 423-1246 .339; 2124-25: 423-1246 .339; 2125-26: 423-1246 .339; 2126-27: 423-1246 .339; 2127-28: 423-1246 .339; 2128-29: 423-1246 .339; 2129-30: 423-1246 .339; 2130-31: 423-1246 .339; 2131-32: 423-1246 .339; 2132-33: 423-1246 .339; 2133-34: 423-1246 .339; 2134-35: 423-1246 .339; 2135-36: 423-1246 .339; 2136-37: 423-1246 .339; 2137-38: 423-1246 .339; 2138-39: 423-1246 .339; 2139-40: 423-1246 .339; 2140-41: 423-1246 .339; 2141-42: 423-1246 .339; 2142-43: 423-1246 .339; 2143-44: 423-1246 .339; 2144-45: 423-1246 .339; 2145-46: 423-1246 .339; 2146-47: 423-1246 .339; 2147-48: 423-1246 .339; 2148-49: 423-1246 .339; 2149-50: 423-1246 .339; 2150-51: 423-1246 .339; 2151-52: 423-1246 .339; 2152-53: 423-1246 .339; 2153-54: 423-1246 .339; 2154-55: 423-1246 .339; 2155-56: 423-1246 .339; 2156-57: 423-1246 .339; 2157-58: 423-1246 .339; 2158-59: 423-1246 .339; 2159-60: 423-1246 .339; 2160-61: 423-1246 .339; 2161-62: 423-1246 .339; 2162-63: 423-1246 .339; 2163-64: 423-1246 .339; 2164-65: 423-1246 .339; 2165-66: 423-1246 .339; 2166-67: 423-1246 .339; 2167-68: 423-1246 .339; 2168-69: 423-1246 .339; 2169-70: 423-1246 .339; 2170-71: 423-1246 .339; 2171-72: 423-1246 .339; 2172-73: 423-1246 .339; 2173-74: 423-1246 .339; 2174-75: 423-1246 .339; 2175-76: 423-1246 .339; 2176-77: 423-1246 .339; 2177-78: 423-1246 .339; 2178-79: 423-1246 .339; 2179-80: 423-1246 .339; 2180-81: 423-1246 .339; 2181-82: 423-1246 .339; 2182-83: 423-1246 .339; 2183-84: 423-1246 .339; 2184-85: 423-1246 .339; 2185-86: 423-1246 .339; 2186-87: 423-1246 .339; 2187-88: 423-1246 .339; 2188-89: 423-1246 .339; 2189-90: 423-1246 .339; 2190-91: 423-1246 .339; 2191-92: 423-1246 .339; 2192-93: 423-1246 .339; 2193-94: 423-1246 .339; 2194-95: 423-1246 .339; 2195-96: 423-1246 .339; 2196-97: 423-1246 .339; 2197-98: 423-1246 .339; 2198-99: 423-1246 .339; 2199-00: 423-1246 .339; 2200-01: 423-1246 .339; 2201-02: 423-1246 .339; 2202-03: 423-1246 .339; 2203-04: 423-1246 .339; 2204-05: 423-1246 .339; 2205-06: 423-1246 .339; 2206-07: 423-1246 .339; 2207-08: 423-1246 .339; 2208-09: 423-1246 .339; 2209-10: 423-1246 .339; 2210-11: 423-1246 .339; 2211-12: 423-1246 .339; 2212-13: 423-1246 .339; 2213-14: 423-1246 .339; 2214-15: 423-1246 .339; 2215-16: 423-1246 .339; 2216-17: 423-1246 .339; 2217-18: 423-1246 .339; 2218-19: 423-1246 .339; 2219-20: 423-1246 .339; 2220-21: 423-1246 .339; 2221-22: 423-1246 .339; 2222-23: 423-1246 .339; 2223-24: 423-1246 .339; 2224-25: 423-1246 .339; 2225-26: 423-1246 .339; 2226-27: 423-1246 .339; 2227-28: 423-1246 .339; 2228-29: 423-1246 .339; 2229-30: 423-1246 .339; 2230-31: 423-1246 .339; 2231-32: 423-1246 .339; 2232-33: 423-1246 .339; 2233-34: 423-1246 .339; 2234-35: 423-1246 .339; 2235-36: 423-1246 .339; 2236-37: 423-1246 .339; 2237-38: 423-1246 .339; 2238-39: 423-1246 .339; 2239-40: 423-1246 .339; 2240-41: 423-1246 .339; 2241-42: 423-1246 .339; 2242-43: 423-1246 .339; 2243-44: 423-1246 .339; 2244-45: 423-1246 .339; 2245-46: 423-1246 .339; 2246-47: 423-1246 .339; 2247-48: 423-1246 .339; 2248-49: 423-1246 .339; 2249-50: 423-1246 .339; 2250-51: 423-1246 .339; 2251-52: 423-1246 .339; 2252-53: 423-1246 .339; 2253-54: 423-1246 .339; 2254-55: 423-1246 .339; 2255-56: 423-1246 .339; 2256-57: 423-1246 .339; 2257-58: 423-1246 .339; 2258-59: 423-1246 .339; 2259-60: 423-1246 .339; 2260-61: 423-1246 .339; 2261-62: 423-1246 .339; 2262-63: 423-1246 .339; 2263-64: 423-1246 .339; 2264-65: 423-1246 .339; 2265-66: 423-1246 .339; 2266-67: 423-1246 .339; 2267-68: 423-1246 .339; 2268-69: 423-1246 .339; 2269-70: 423-1246 .339; 2270-71: 423-1246 .339; 2271-72: 423-1246 .339; 2272-73: 423-1246 .339; 2273-74: 423-1246 .339; 2274-75: 423-1246 .339; 2275-76: 423-1246 .339; 2276-77: 423-1246 .339; 2277-78: 423-1246 .339; 2278-79: 423-1246 .339; 2279-80: 423-1246 .339; 2280-81: 423-1246 .339; 2281-82: 423-1246 .339; 2282-83: 423-1246 .339; 2283-84: 423-1246 .339; 2284-85: 423-1246 .339; 2285-86: 423-1246 .339; 2286-87: 423-1246 .339; 2287-88: 423-1246 .339; 2288-89: 423-1246 .339; 2289-90: 423-1246 .339; 2290-91: 423-1246 .339; 2291-92: 423-1246 .339; 2292-93: 423-1246 .339; 2293-94: 423-1246 .339; 2294-95: 423-1246 .339; 2295-96: 423-1246 .339; 2296-97: 423-1





# ALL-TIME TEAM RECORDS

## NBA STATISTICAL RANK BY SEASON

Offensive	95-96	96-97	97-98	98-99	99-00	00-01	01-02	02-03	03-04	04-05	05-06	06-07	07-08
Points per gm	29	28	10	24	26	25	27	8	7	23	27	6	10
Field Goal Pct	27	26	9	19	18	17	21	8	8	16	20	8	15
Free Throw Pct	22	27	16	20	8	6	28	24	24	19	27	13	26
3-Pt Field Goal Pct	28	23	6	21	13	21	28	7	20	12	8	7	22
Off Rebounds per gm	22	15	12	12	19	26	16	20	3	25	25	23	22
Tot Rebounds per gm	28	27	15	23	28	24	24	19	17	30	28	26	18
Assists per gm	25	10	6	23	24	8	16	6	5	20	22	19	28
Steals per gm	5	15	26	16	21	23	16	14	1	5	10	23	28
Turnovers per gm	20	16	28	29	25	20	27	20	16	19	8	26	28
Blocks per gm	24	6	24	27	26	25	7	4	2	5	8	13	17

Offensive (cont.)	08-09	09-10	10-11	11-12	12-13	13-14	14-15	15-16	16-17	17-18	18-19
Points per gm	29	7	12	20	27	27	20	24	29	29	30
Field Goal Pct	21	9	6	16	21	7	9	23	30	27	23
Free Throw Pct	22	25	23	13	10	23	7	9	13	6	15
3-Pt Field Goal Pct	21	26	27	25	24	19	22	29	17	25	25
Off Rebounds per gm	24	1	6	5	3	9	T-21	8	10	18	29
Tot Rebounds per gm	30	4	16	16	11	19	21	2	24	29	29
Assists per gm	30	29	T-21	T-24	24	14	15	25	21	26	19
Steals per gm	T-9	7	1	1	4	14	T-6	6	13	22	6
Turnovers per gm	24	27	T-12	T-14	5	4	7	6	6	23	15
Blocks per gm	18	18	7	12	12	16	24	21	22	14	T-4

Defensive	95-96	96-97	97-98	98-99	99-00	00-01	01-02	02-03	03-04	04-05	05-06	06-07	07-08
Points per gm	15	21	28	26	17	26	21	27	15	4	1	29	28
Field Goal Pct	22	26	27	27	28	26	23	28	13	6	6	30	30
Free Throw Pct	8	4	11	16	27	4	18	14	24	27	25	22	29
3-Pt Field Goal Pct	21	19	29	22	4	22	19	23	9	11	2	30	18
Off Rebounds per gm	23	29	25	27	8	26	29	27	29	20	16	23	21
Tot Rebounds per gm	28	27	23	20	3	24	27	25	26	11	14	21	27
Assists per gm	23	25	28	29	21	26	25	29	8	6	10	29	28
Steals per gm	21	24	29	28	25	28	29	24	21	16	18	30	30
Turnovers per gm	20	22	23	14	17	17	13	13	3	4	9	11	22
Blocks per gm	24	26	29	29	28	21	20	22	25	29	29	30	18

Defensive (cont.)	08-09	09-10	10-11	11-12	12-13	13-14	14-15	15-16	16-17	17-18	18-19
Points per gm	14	24	13	5	1	3	2	11	3	13	3
Field Goal Pct	25	24	14	12	3	9	10	18	3	17	7
Free Throw Pct	16	12	11	25	12	27	7	24	2	18	29
3-Pt Field Goal Pct	10	15	24	11	2	12	18	22	11	21	21
Off Rebounds per gm	7	15	18	T-12	3	2	8	12	6	12	5
Tot Rebounds per gm	7	7	8	7	1	1	8	11	7	8	12
Assists per gm	17	23	14	4	4	4	4	13	3	9	6
Steals per gm	20	24	20	T-16	6	7	T-8	3	6	21	18
Turnovers per gm	10	17	1	1	6	20	8	3	13	9	6
Blocks per gm	25	28	30	22	19	19	20	29	18	23	13

Combination	95-96	96-97	97-98	98-99	99-00	00-01	01-02	02-03	03-04	04-05	05-06	06-07	07-08
Scoring differential	28	29	25	27	26	26	28	22	9	8	6	30	24
Rebound percentage	29	29	22	23	16	27	27	28	23	28	25	25	25

Combination (cont.)	08-09	09-10	10-11	11-12	12-13	13-14	14-15	15-16	16-17	17-18	18-19
Scoring differential	26	17	10	12	7	14	8	20	13	27	24
Rebound percentage	19	1	8	5	1	3	15	11	7	22	26

# ALL-TIME TEAM RECORDS



## ALL-TIME MONTHLY TEAM HIGHS & LOWS

Grizzlies on Offense	Highest	Month(s)	Lowest	Month(s)
Points Per Game	111.6	March 2019	84.3	February 2002
Points Differential	+10.7	April 2006	-14.0	May 1999, February 2018
Field Goal Pct	.501	January 2007	.397	May 1999
3-Pt Field Goal Pct	.471	December 1997	.225	February 2002
Free Throw Pct	.840	November 2015	.674	April 2008
Rebounds Per Game	45.5	December 2009, December 2016	35.7	December 2006
Assists Per Game	26.3	March 2003	15.7	January 2009
Steals Per Game	11.27	March 2004	5.57	November 2007
Turnovers Per Game	18.9	March 2000	11.0	April 2013
Blocks Per Game	8.00	December 2003	2.71	April 2016

Grizzlies on Defense (Allowed)	Highest	Month(s)	Lowest	Month(s)
Points Per Game	118.2	January 2007	83.3	April 2013
Field Goal Pct	.509	April 1998	.403	April 2013
3-Pt Field Goal Pct	.436	February 2007	.275	May 1999
Free Throw Pct	.819	January 2016	.660	April 1998
Rebounds Per Game	49.9	December 2001	36.0	March 2011
Assists Per Game	29.7	April 1998	18.1	March 2013
Turnovers Per Game (Forced)	19.3	February 2005	11.6	April 1997

\*minimum 9 games played during month

INTRO

PLAYERS

EXECUTIVE

BASKETBALL  
OPS

BUSINESS  
OPS

MEDIA

COMMUNITY

HISTORY

PLAYOFFS

REVIEW

OPPONENTS

NBA

FEDERATION

AT A GLANCE



# ALL-TIME TEAM RECORDS

## MARGINS, LEADS & DEFICITS

Margin of Victory	Diff	Game	Diff	Game
All Games	+47	Mem vs NJ, 12/13/03 (110-63)	-61	Mem at Cha, 3/22/18 (79-140)
	+36	Mem vs NOP, 4/8/15 (110-74)	-50	Mem at GS, 11/2/15 (69-119)
	+34	Mem vs OKC, 12/29/16 (114-80)	-49	(2) Mem at Hou, 3/14/16 (81-130) *
At Home	+47	Mem vs NJ, 12/13/03 (110-63)	-47	Van vs Ind, 12/4/96 (80-127)
On The Road	+32	Mem at Sac, 1/7/13 (113-81)	-61	Mem at Cha, 3/22/18 (79-140)

Leads & Deficits	Lead	Game	Def	Game
All Games	+48	Mem vs NJ, 12/13/03 (110-62 0:31 left in 4Q)	-65	Mem at Cha, 3/22/18 (79-140, 1:45 left in 4Q)
	+40	Mem vs NOP, 4/8/15 (103-63 3:10 left in 4Q)	-52	Mem at GS, 11/2/15 (67-119 0:52 left in 4Q)
	+39	Mem vs Sac, 1/21/12 (120-81 5:43 left in 4Q)	-52	Mem at Hou, 3/14/16 (78-130 0:32 left in 4Q)
At Home	+48	Mem vs NJ, 12/13/03 (110-62 0:31 left in 4Q)	-48	Van vs Sea, 4/3/98 (90-138 1:12 left in 4Q)
On The Road	+37	Mem at Tor, 4/6/05 (99-62 4:33 left in 4Q)	-65	Mem at Cha, 3/22/18 (79-140, 1:45 left in 4Q)
After 1st Quarter	+21	(2) Mem vs Tor, 12/30/06 (39-18) *	-27	Mem at Was, 12/26/06 (18-45)
At The Half	+29	Mem vs Atl, 3/16/03 (70-41)	-33	(2) Mem at Cha, 3/22/18 (42-75) *
After 3rd Quarter	+33	(2) Mem at Tor, 4/6/05 (87-54) *	-55	Mem at Cha, 3/22/18 (57-112) *

Point Differential	Diff	Game	Diff	Game
In 1st Quarter	+21	(2) Mem vs Tor, 12/30/06 (39-18) *	-27	Mem at Was, 12/26/06 (18-45)
In 2nd Quarter	+21	(2) Mem vs Pho, 1/29/18 (42-21) *	-27	Mem at LAC, 1/20/07 (12-39)
In 3rd Quarter	+25	Mem vs NO, 4/18/12 (37-12)	-31	Mem at Tor, 1/19/19 (14-45)
In 4th Quarter	+23	(2) Mem at GS, 4/13/15 (41-18) *	-26	(2) Mem at LAC, 11/29/09 (7-33) *
In 1st Half	+29	Mem vs Atl, 3/16/03 (70-41)	-33	(2) Mem at Cha, 3/22/18 (42-75) *
In 2nd Half	+33	Mem at Det, 1/5/14 (61-28)	-33	Van at SA, 11/8/95 (34-67)

Comebacks	From	Game	From	Game
All Games	-26	Mem vs Sac, 11/13/14 (down 26, won 111-110)	+25	Mem vs Den, 1/28/19 (led by 25, lost 92-95)
	-25	Mem vs Dal, 2/27/13 (down 25, won 90-84)	+23	Mem vs LAL, 4/4/03 (led by 23, lost 101-102)
At Home	-26	Mem vs Sac, 11/13/14 (down 26, won 111-110)	+25	Mem vs Den, 1/28/19 (led by 25, lost 92-95)
On The Road	-25	Mem at Por, 3/25/02 (down 25, won 103-100)	+21	Mem at Sea, 11/14/04 (led by 21, lost 113-118)

Points Streaks	Lead	Game	Def	Game
Consecutive Points	24-0	Mem vs Dal, 2/27/13 (2/3Q, 9:24 span)	0-25	Mem vs Sac, 4/10/07 (1Q, 5:36 span)
	21-0	(4) Mem at Por, 11/27/09 (1/2Q, 8:14 span) *	0-20	(4) Mem at LAC, 11/29/06 (1/2Q, 4:52 span) *
At Home	24-0	Mem vs Dal, 2/27/13 (2/3Q, 9:24 span)	0-25	Mem vs Sac, 4/10/07 (1Q, 5:36 span)
On The Road	21-0	Mem at Por, 11/27/09 (1/2Q, 8:14 span)	0-20	(3) Mem at LAC, 11/29/06 (1/2Q, 5:03 span) *
Scoreless	9:05	Van at NY, 3/18/97 (4Q)	9:24	Mem vs Dal, 2/27/13 (2/3Q)

\* Most recent occurrence

# ALL-TIME TEAM RECORDS



## TEAM SCORING RECORDS

### SCORING HIGHS

Scoring Highs	Grizzlies	Game	Date	Opp	Game	Date
Game, Overall	144	Mem vs GS	1/3/07	141	Mem at GS	12/30/17
Game, Regulation	144	Mem vs GS	1/3/07	141	Mem at GS	12/30/17
1st Quarter	45	Mem vs GS	4/10/19	45	Mem at Was	12/26/06
2nd Quarter	42	(3) Mem vs Pho *	10/27/18	44	(2) Mem at GS *	3/24/10
3rd Quarter	46	Mem vs LAL	1/9/07	45	Mem at Tor	1/19/19
4th Quarter	43	(2) Mem vs OKC *	11/16/15	41	Van at LAL	3/29/99
1st Half	86	Mem vs GS	4/10/19	78	(2) Mem at GS *	12/30/17
2nd Half	77	Mem vs GS	1/3/07	73	Mem vs Pho	4/8/08
1st Overtime	22	(2) Mem vs NOP *	3/11/16	20	Van at Tor	2/22/98
2nd Overtime	19	Mem vs Sea	12/18/06	19	Mem vs Por	1/27/07
3rd Overtime	13	Van vs Bos	2/17/99	15	Van vs Bos	2/17/99

### SCORING LOWS

Scoring Lows	Grizzlies	Game	Date	Opp	Game	Date
Game, Overall	62	Van at SA	11/8/95	63	Mem vs NJ	12/13/03
1st Quarter	7	Van vs Atl	3/1/98	8	Mem vs NJ	2/12/03
2nd Quarter	7	(2) Mem at SA *	10/30/13	7	Mem vs Den	1/8/16
3rd Quarter	7	(2) Van vs Chi *	1/27/98	5	Mem vs Dal	2/27/13
4th Quarter	6	Mem vs Pho	2/21/02	7	Mem at Pho	11/11/06
1st Half	24	Van at Dal	3/13/99	26	Mem at Hou	12/3/05
2nd Half	23	Van at SA	11/11/00	24	(2) Mem at LAL *	12/20/04
1st Overtime	0	Van vs Ind	12/1/00	2	Mem vs Orl	1/25/16
2nd Overtime	2	Mem vs Mia	2/19/10	2	Mem vs Pho	1/11/15
3rd Overtime	6	Mem at SA	12/17/14	5	Mem at SA	12/17/14

### COMBINED

Total Points	Highs	Game	Date	Lows	Game	Date
Game, Overall	279	Mem vs GS (144-135)	1/3/07	134	Van vs Mia (69-65)	1/13/96
Game, Regulation	279	Mem vs GS (144-135)	1/3/07	134	Van vs Mia (69-65)	1/13/96
One Quarter	86	Mem vs GS (1st, 45-41)	4/10/19	22	Van vs Pho (2nd, 14-8)	11/14/96
One Half	154	Mem vs GS (1st, 86-68)	4/10/19	61	Van vs Mia (2nd, 37-24)	1/13/96
Overtime	37	Mem vs NOP (22-15)	3/11/16	9	(2) Mem vs SA (1st, 6-3) *	1/11/13

### OTHER

Highs	Grizzlies	Game	Date	Opp	Game	Date
Starters Scoring	111	Mem at NY	2/27/10	123	Mem at NO	2/21/03
Bench Scoring	72	(2) Mem at Uta *	1/24/07	84	Mem vs Dal	4/7/19
Fast Break Pts	39	(2) Mem vs LAL *	1/9/07	53	Mem vs Pho	1/18/10
2nd Chance Pts	29	Mem at Por	3/3/04	32	Van vs Sac	11/18/96
Pts In The Paint	78	Mem vs Sac	2/26/11	74	(3) Mem at Sac *	3/20/12
Players In Dbl Figs	8	(4) Mem vs Dal *	4/7/19	9	Mem at Hou	3/14/16
Players With Dbl Dbls	4	(2) Mem vs Chi *	1/21/08	4	Mem vs Pho	4/2/04
Lows	Grizzlies	Game	Date	Opp	Game	Date
Starters Scoring	21	Mem at Chi	1/1/12	19	Mem vs NO	11/2/16
Bench Scoring	0	Van vs Min	4/14/00	2	(2) Mem at NO *	2/21/03
Fast Break Pts	0	(8) Mem at NY *	2/3/19	0	(4) Mem vs Tor *	3/16/12
2nd Chance Pts	0	(2) Mem vs NJ *	1/13/06	0	(4) Mem at Orl *	3/22/19
Pts In The Paint	12	Van vs Uta	3/25/00	14	Mem vs Orl	12/27/02

\* Most recent occurrence

INTRO

PLAYERS

EXECUTIVE

BASKETBALL  
OPS

BUSINESS  
OPS

MEDIA

COMMUNITY

HISTORY

PLAYOFFS

REVIEW

OPPONENTS

NBA

FEDERATION

AT A GLANCE



# ALL-TIME TEAM RECORDS

## GRIZZLIES ALL-TIME SEASON & SINGLE-GAME HIGHS

	Points			3-Pt Field Goal Pct			Defensive Rebounds		
Season	8,490	2018-19 (Mem)		.374	2005-06 (Mem)		2,703	2018-19 (Mem)	
	8,404	2009-10 (Mem)		.367	2006-07 (Mem)		2,634	2014-15 (Mem)	
	8,331	2006-07 (Mem)		.365	2002-03 (Mem)		2,621	2016-17 (Mem)	
Game	144	Mem vs GS, 1/3/07		.833	Mem at Mia, 12/10/02 (5/6)		48	Mem vs GS, 11/12/04	
	136	Mem at Atl, 3/29/04 (2ot)		.800	Van at Bos, 1/9/00 (8/10)		48	Mem at NO, 12/5/16 (2ot)	
	135	Mem vs Min, 1/15/10		.778	Van vs SA, 3/20/99 (7/9)		46	(2) Mem vs Dal, 3/2/19 *	
Half	86	Mem vs GS, 4/10/19 (1st)		1.000	(10+) Mem vs Sac, 11/11/14 (2nd) *		27	(2) Mem vs Mil, 12/19/12 (1st) *	
Quarter	46	Mem vs LAL, 1/9/07 (3rd)		1.000	(10+) Mem at Hou, 1/14/19 (2nd) *		17	Mem vs Chi, 1/15/17 (1st)	
OT	22	(2) Mem vs NOP, 3/11/16 *		1.000	(10+) Mem vs NO, 3/11/16 *		9	Mem vs Ori, 1/25/16	
	Field Goals Made			Free Throws Made			Assists		
Season	3,223	2009-10 (Mem)		1,835	2006-07 (Mem)		1,963	2018-19 (Mem)	
	3,200	2010-11 (Mem)		1,614	2009-10 (Mem)		1,960	1997-98 (Van)	
	3,122	2013-14 (Mem)		1,594	1999-00 (Van)		1,915	2003-04 (Mem)	
Game	55	Mem vs Min, 1/15/10		45	Van vs Bos, 2/17/99 (3ot)		40	Van at Pho, 4/19/97	
	53	Mem vs GS, 1/3/07		40	(3) Van vs Pho, 1/12/00 *		38	Mem vs GS, 1/3/07	
	52	(5) Mem vs LAL, 3/13/12 (2ot) *					37	(2) Mem at Min, 4/18/07 *	
Half	32	(2) Mem vs Bkn, 1/25/13 (1st) *		32	Van at Tor, 1/9/00 (2nd)		25	Van at Pho, 4/19/97 (1st)	
Quarter	18	(3) Mem at Dal, 3/6/11 (3rd) *		22	Van vs LAC, 11/11/97 (4th)		14	(2) Mem vs Min, 1/15/10 (3rd) *	
OT	7	(4) Mem at GSW, 1/6/17 *		11	Mem vs Mia, 2/28/03		6	Mem at Min, 4/19/06 (2nd)	
	Field Goal Atts			Free Throw Atts			Personal Fouls		
Season	6,924	2018-19 (Mem)		2,410	2006-07 (Mem)		1,910	2004-05 (Mem)	
	6,875	2009-10 (Mem)		2,145	1997-98 (Van)		1,903	2003-04 (Mem)	
	6,859	2015-16 (Mem)		2,143	2003-04 (Mem)		1,900	2017-18 (Mem)	
Game	116	Mem vs LAL, 3/13/12 (2ot)		51	Mem vs Ind, 11/3/07		37	Mem vs Den, 2/25/05 (ot)	
	107	Mem at SA, 12/17/14 (3ot)		51	Mem vs Tor, 3/16/12		35	Van vs Bos, 2/17/99 (3ot)	
	105	Mem vs NY, 11/1/06 (3ot)		50	Van vs Bos, 2/17/99 (3ot)		35	Mem at Atl, 3/29/04 (2ot)	
Half	56	(2) Mem at Hou, 3/14/16 (2nd) *		39	Van vs Bos, 2/14/97 (2nd)		21	(2) Mem at Hou, 3/4/17 (2nd) *	
Quarter	32	Van at Tor, 2/22/98 (2nd)		32	Van vs LAC, 11/11/97 (4th)		14	(3) Mem at Dal, 11/2/13 (4th) *	
OT	15	Mem at Mil, 3/28/10		14	Mem vs LAC, 1/28/02		9	Mem vs Cle, 1/15/08	
	Field Goal Pct			Free Throw Pct			Steals		
Season	.471	2010-11 (Mem)		.786	2017-18 (Mem)		795	2003-04 (Mem)	
	.469	2009-10 (Mem)		.784	2016-17 (Mem)		771	2010-11 (Mem)	
	.465	2006-07 (Mem)		.783	2015-16 (Mem)		728	1995-96 (Van)	
Game	.620	Mem vs NJ, 12/13/03 (44/71)		1.000	(10+) Mem vs Det, 2/1/18 (14/14) *		22	Mem vs Min, 10/30/10	
	.612	Mem vs Cle, 3/19/03 (52/85)					19	(3) Mem vs SA, 3/9/04 *	
	.608	Mem vs Chi, 3/12/03 (48/79)							
Half	.718	Van at Atl, 3/13/01 (2nd) (28/39)		1.000	(10+) Mem at Dal, 4/5/19 (2nd) (9/9) *		14	Mem vs Min, 10/30/10 (2nd)	
Quarter	.875	Van vs Sac, 4/12/96 (2nd) (14/16)		1.000	(10+) Mem vs GS, 4/10/19 (2nd) (6/6) *		8	(5) Mem at Brk, 2/10/16 (1st) *	
OT	1.000	Mem vs LAC, 1/28/02 (5/5)		1.000	(10+) Mem vs Dal, 4/7/19 (2/2) *		2	(10+) Mem at Phi, 11/10/18 (1st) *	
	3-Pt Field Goals Made			Total Rebounds			Turnovers		
Season	811	2018-19 (Mem)		3,566	2009-10 (Mem)		1,405	1997-98 (Van)	
	767	2016-17 (Mem)		3,506	2016-17 (Mem)		1,381	1999-00 (Van)	
	758	2017-18 (Mem)		3,504	2012-13 (Mem)		1,347	1995-96 (Van)	
Game	21	Mem vs GS, 4/10/19		64	Mem vs NO, 2/9/09		32	Van at Sea, 12/21/95	
	19	Mem vs Dal, 4/7/19		62	Mem vs GS, 11/12/04		31	(3) Mem vs Pho, 12/8/02 *	
	17	Mem at Sac, 12/31/16		61	(2) Mem at NO, 12/5/16 (2ot) *				
Half	14	(4) Mem vs GS, 4/10/19 (1st) *		36	(2) Mem vs Mil, 12/19/12 (1st) *		18	Van at Sea, 12/21/95 (2nd)	
Quarter	9	(2) Mem vs GS, 4/10/19 (1st) *		24	(2) Mem vs OKC, 12/11/09 (3rd) *		11	Van at Sea, 11/17/96 (1st)	
OT	3	(4) Mem vs Dal, 4/7/19 *		11	Mem vs Ori, 1/25/16		6	Mem at SA, 12/1/12	
	3-Pt Field Goal Atts			Offensive Rebounds			Blocks		
Season	2,368	2018-19 (Mem)		1,081	1997-98 (Van)		565	2003-04 (Mem)	
	2,169	2016-17 (Mem)		1,070	2009-10 (Mem)		500	2002-03 (Mem)	
	2,152	2017-18 (Mem)		1,059	2012-13 (Mem)		488	2001-02 (Mem)	
Game	46	Mem vs GS, 4/10/19		28	Van at Tor, 2/22/98		19	Mem vs NY, 11/25/18	
	44	Mem vs Dal, 4/7/19		28	Mem vs Por, 12/7/03		17	Mem vs GS, 11/12/04	
	41	Mem at Dal, 4/5/19		28	Mem at Hou, 3/14/16		16	Mem vs Den, 4/9/02	
Half	24	Mem at Atl, 3/13/19 (1st)		19	(2) Mem at Hou, 3/14/16 (2nd) *		13	Mem vs GS, 11/12/04 (1st)	
Quarter	16	Mem at Atl, 3/13/19 (1st)		12	(3) Mem at Hou, 3/14/16 (4th) *		9	Mem vs GS, 11/12/04 (2nd)	
OT	7	(2) Mem vs Dal, 4/7/19 *		6	(2) Mem vs NO, 1/30/10 *		3	(5) Mem vs Ori, 1/25/16 *	

\* Most recent occurrence



# ALL-TIME TEAM RECORDS



## GRIZZLIES ALL-TIME SEASON & SINGLE-GAME LOWS

	Points	3-Pt Field Goal Pct	Defensive Rebounds
Season	4,443 1998-99 (Van) 6,269 2011-12 (Mem) 7,313 1996-97 (Van)	.307 2001-02 (Mem) .326 2011-12 (Mem) .327 1998-99 (Van)	1,359 1998-99 (Van) 1,944 2011-12 (Mem) 2,155 1996-97 (Van)
Game	62 Van at SA, 11/8/95 64 Mem at Chi, 1/1/12 66 (4) Mem at Por, 3/28/09 *	.000 (10+) Mem vs Chi, 12/30/13 (0/5) *	14 Van at Uta, 2/28/01 16 (4) Van at NY, 3/7/00 *
Half	23 Van at SA, 11/11/00 (2nd)	.000 (10+) Mem vs SA, 1/24/18 (2nd) *	4 Van at Mia, 11/25/95 (2nd)
Quarter	6 Mem vs Pho, 2/21/02 (4th)	.000 (10+) Mem at LAC, 3/31/19 (1st) *	0 Mem at OKC, 1/31/13 (1st)
OT	0 Van vs Ind, 12/1/00	.000 (10+) Mem at Ori, 3/22/19 *	0 (2) Mem at Cle, 11/29/03 *
	Field Goals Made	Free Throws Made	Assists
Season	1,643 1998-99 (Van) 2,425 2011-12 (Mem) 2,746 2005-06 (Mem)	1,009 1998-99 (Van) 1,142 2011-12 (Mem) 1,230 1996-97 (Van)	964 1998-99 (Van) 1,230 2011-12 (Mem) 1,293 2008-09 (Mem)
Game	21 Mem at Chi, 1/13/07 22 (3) Van vs Por, 4/17/97 * 8 Mem at Uta, 2/28/02	1 Mem at Atl, 2/8/14 3 (3) Mem vs Bkn, 1/25/13 *	7 Mem at Ori, 4/8/09 8 Van at SA, 11/8/95
Half	7 (2) Van vs Por, 2/8/99 (2nd) *	0 (9) Mem vs Min, 3/24/14 (2nd) *	1 Mem at Ori, 4/8/09 (2nd)
Quarter	1 Van at Mia, 1/4/00 (4th)	0 (10+) Mem vs Sac, 4/6/18 (2nd) *	0 (10+) Mem vs Hou, 11/18/17 (4th) *
OT	0 Van vs Ind, 12/1/00	0 (10+) Mem vs OKC, 12/9/17 *	0 (10+) Mem at Min, 1/30/19 *
	Field Goal Atts	Free Throw Atts	Personal Fouls
Season	3,838 1998-99 (Van) 5,422 2011-12 (Mem) 6,125 2005-06 (Mem)	1,408 1998-99 (Van) 1,504 2011-12 (Mem) 1,666 2013-14 (Mem)	1,123 1998-99 (Van) 1,316 2011-12 (Mem) 1,567 2014-15 (Mem)
Game	56 Mem vs SA, 2/24/06 58 Mem vs Uta, 1/30/04 59 (2) Mem vs Bos, 3/14/06 *	1 Mem at Atl, 2/8/14 4 Mem vs Hou, 11/30/01 5 (2) Mem vs LAL, 3/13/12 (2ot) *	8 Mem at Tor, 11/28/07 8 Mem vs NY, 11/12/08 9 Mem at Cha, 1/19/08
Half	24 Mem vs Uta, 1/30/04 (2nd)	0 (6) Mem at Atl, 2/8/14 (1st) *	2 (2) Mem vs Mia, 11/20/10 (1st) *
Quarter	10 (2) Mem at Uta, 3/11/05 (4th) *	0 (10+) Mem vs Sac, 4/6/18 (2nd) *	0 (10+) Mem vs SA, 2/6/17 (1st) *
OT	2 Van vs Bos, 2/17/99 (3rd)	0 (10+) Mem at Phi, 11/23/16 (1st) *	0 (10+) Mem at Bkn, 11/30/18 (2nd) *
	Field Goal Pct	Free Throw Pct	Steals
Season	.428 1995-96 (Van) .428 1998-99 (Van) .435 2016-17 (Mem)	.708 2001-02 (Mem) .709 1996-97 (Van) .711 2005-06 (Mem)	420 1998-99 (Van) 503 2007-08 (Mem) 564 2006-07 (Mem)
Game	280 Mem at NJ, 1/2/02 (28/100) 282 Van at SA, 11/8/95 (22/78) 298 Mem at Ind, 10/17/18 (25/84)	.333 Van at Den, 12/20/96 (3/9) .375 Van at Min, 2/6/97 (6/16) .375 Mem vs Bkn, 1/25/13 (3/8)	0 Van vs Cle, 1/13/01 1 (6) Mem vs LAC, 1/26/18 *
Half	.163 Van vs Por, 2/8/99 (2nd) (7/43)	.000 (8) Mem vs Min, 3/24/14 (2nd) *	0 (10+) Mem at Was, 3/6/19 *
Quarter	.083 Van at Mia, 1/4/00 (4th) (1/12)	.000 (10+) Mem at SA, 1/5/19 (4th) *	0 (10+) Mem vs GS, 4/10/19 (1st) *
OT	.000 Van vs Ind, 12/1/00 (0/8)	.000 (10+) Mem vs OKC, 12/9/17 *	0 (10+) Mem at Ori, 3/22/19 *
	3-Pt Field Goals Made	Total Rebounds	Turnovers
Season	148 1998-99 (Van) 277 2011-12 (Mem) 309 2010-11 (Mem)	2,009 1998-99 (Van) 2,775 2011-12 (Mem) 3,127 1995-96 (Van)	848 1998-99 (Van) 955 2011-12 (Mem) 1,061 2016-17 (Mem)
Game	0 (10+) Mem vs Chi, 12/30/13 *	21 Mem at Den, 3/6/06 22 Mem at NOK, 3/31/06 23 (3) Mem at Den, 11/24/17 *	4 (4) Mem vs Uta, 12/22/14 *
Half	0 (10+) Mem vs SA, 1/24/18 (2nd) *	6 (2) Mem at Dal, 3/6/06 (2nd) *	1 (9) Mem at Por, 2/22/15 (2nd) *
Quarter	0 (10+) Mem at Min, 4/9/18 (3rd) *	1 Van vs Dal, 2/17/97 (1st)	0 (10+) Mem vs SA, 2/12/19 (4th) *
OT	0 (10+) Mem at SA, 4/4/17 *	1 (4) Mem vs NO, 11/2/16 *	0 (10+) Mem vs Dal, 4/7/19 *
	3-Pt Field Goal Atts	Offensive Rebounds	Blocks
Season	453 1998-99 (Van) 849 2011-12 (Mem) 898 1997-98, 1999-00 (Van)	650 1998-99 (Van) 723 2018-19 (Mem) 779 2017-18 (Mem)	199 1998-99 (Van) 333 1995-96 (Van) 344 2016-17 (Mem)
Game	2 Van at Tor, 1/9/00 3 (4) Mem at Pho, 1/28/12 *	2 (5) Mem at GS, 12/17/18 *	0 (10+) Mem vs GS, 4/10/19 *
Half	0 (10+) Mem at Chi, 1/19/13 (2nd) *	0 (10+) Mem at Phi, 12/2/18 (1st) *	0 (10+) Mem vs GS, 4/10/19 (2nd) *
Quarter	0 (10+) Mem at Mia, 2/24/18 (2nd) *	0 (10+) Mem vs GS, 4/10/19 (3rd) *	0 (10+) Mem vs GS, 4/10/19 (4th) *
OT	0 (10+) Mem vs Dal, 2/6/16 *	0 (10+) Mem vs Dal, 4/7/19 *	0 (10+) Mem vs HOU, 3/20/19 *

\* Most recent occurrence

INTRO

PLAYERS

EXECUTIVE

BASKETBALL OPS

BUSINESS OPS

MEDIA

COMMUNITY

HISTORY

PLAYOFFS

REVIEW

OPPONENTS

NBA

FEDERATION

AT A GLANCE



# ALL-TIME TEAM RECORDS

## OPPONENTS ALL-TIME SEASON & SINGLE-GAME HIGHS

	Points		3-Pt Field Goal Pct		Defensive Rebounds	
Season	8,766	2007-08 (Mem)	.389	2006-07 (Mem)	2,883	2018-19 (Mem)
	8,753	2006-07 (Mem)	.385	1997-98 (Van)	2,721	2007-08 (Mem)
	8,703	2018-19 (Mem)	.374	1995-96 (Van)	2,711	2015-16 (Mem)
Game	141	Mem at GS, 12/30/17	1.000	Van at Pho, 2/19/96 (1/1)	55	Mem at GS, 11/2/15
	140	Mem at Cha, 3/22/18	.813	Van vs Sea, 1/4/98 (13/16)	48	Mem at Phi, 11/23/16
	138	Van vs Sea, 4/3/98	.800	Van vs Mil, 4/1/97 (4/5)	48	Mem at NO, 12/5/16 (2ot)
Half	78	Mem at GS, 3/24/10 (1st)	1.000	(4) Mem at Cha, 4/20/12 (1st) (1/1) *	28	Mem at GS, 11/2/15 (2nd)
Quarter	45	(2) Mem at Tor, 1/19/19 (3rd) *	1.000	(10+) Mem at GS, 11/5/18 (2nd) (8/8) *	16	(4) Mem vs Mil, 1/16/19 (1st) *
OT	20	Van at Tor, 2/22/98	.000	(10+) Mem at Orl, 3/22/19 *	7	(5) Mem at SA, 4/4/17 *
	Field Goals Made		Free Throws Made		Assists	
Season	3,394	2007-08 (Mem)	1,688	2017-18 (Mem)	2,101	1997-98 (Van)
	3,287	2006-07 (Mem)	1,679	2004-05 (Mem)	2,062	2006-07 (Mem)
	3,277	2009-10 (Mem)	1,658	2016-17 (Mem)	1,991	2002-03 (Mem)
Game	56	Mem at Pho, 3/11/08	45	Mem at Atl, 3/29/04 (2ot)	42	Van vs Pho, 4/12/98
	54	Mem at Uta, 1/24/07 (ot)	44	Mem vs Den, 2/25/05 (ot)	39	(4) Mem at Uta, 1/6/10 *
	52	(4) Mem at Atl, 3/13/19 *	40	(2) Mem at Dal, 11/2/13 *		
Half	30	(2) Van at Dal, 1/25/01 (1st) *	29	Mem at Dal, 11/2/13 (2nd)	25	Van vs Pho, 4/12/98 (1st)
Quarter	19	Mem vs Den, 2/13/11 (2nd)	21	Mem at Dal, 11/2/13 (4th)	15	Van vs Pho, 4/12/98 (1st)
OT	6	(5) Mem vs Dal, 4/7/19 *	13	Mem at Min, 12/29/09	4	(5) Mem at OKC, 1/28/09 *
	Field Goal Atts		Free Throw Atts		Personal Fouls	
Season	7,076	2007-08 (Mem)	2,233	1997-98 (Van)	1,992	2006-07 (Mem)
	7,008	2002-03 (Mem)	2,202	2016-17 (Mem)	1,989	1999-00 (Van)
	6,849	2009-10 (Mem)	2,196	2017-18 (Mem)	1,891	2003-04 (Mem)
Game	111	Van vs Was, 2/14/98	53	Van vs Ind, 3/3/98	42	Mem vs NY, 11/1/06 (3ot)
	109	Mem at Cle, 11/29/03	52	Mem vs Den, 2/25/05 (ot)	40	Van vs Bos, 2/17/99 (3ot)
	108	Van vs Den, 1/9/01	51	Van at Min, 11/28/95	38	(2) Mem vs LAC, 1/26/08 (ot) *
Half	60	Van at Bos, 2/2/97 (2nd)	35	Van vs Ind, 3/3/98 (2nd)	25	Van at Tor, 1/9/00 (2nd)
Quarter	31	(7) Mem at GS, 3/30/09 (4th) *	27	Van vs Bos, 2/18/98 (4th)	18	Van vs LAC, 11/1/97 (4th)
OT	16	Mem vs NOP, 3/11/16	13	Mem at Min, 12/29/09	8	Mem vs LAC, 1/26/08
	Field Goal Pct		Free Throw Pct		Steals	
Season	.486	2006-07 (Mem)	.784	2018-19 (Mem)	836	1997-98 (Van)
	.480	2007-08 (Van)	.774	2007-08 (Mem)	781	2001-02 (Mem)
	.478	2009-10 (Mem)	.771	2004-05 (Mem)	725	1996-97, 1999-00 (Van)
Game	.658	Mem vs Cha, 12/19/08 (50/76)	1.000	(10+) Mem vs Hou, 3/20/19 (20/20) *	20	Van at Atl, 2/20/98
	.640	Mem at Den, 3/6/06 (48/75)			19	(5) Mem at Tor, 1/19/19
	.638	Van vs Pho, 4/12/98 (51/80)				
Half	.733	Van at GS, 1/27/97 (2nd) (22/30)	1.000	(10+) Mem vs GS, 3/27/19 (2nd) (10/10) *	14	Van at Atl, 2/20/98 (1st)
Quarter	.875	(3) Mem vs NO, 1/30/10 (3rd) (14/16) *	1.000	(10+) Mem vs GS, 4/10/19 (4th) (1/1) *	9	Van vs Sea, 4/3/98 (2nd)
OT	.857	(2) Mem vs Por, 1/27/07 (2nd) (6/7) *	1.000	(10+) Mem at Bkn, 11/30/18 (1st) (4/4) *	4	(2) Van vs Bos, 2/17/99 (3rd) *
	3-Pt Field Goals Made		Total Rebounds		Turnovers	
Season	951	2018-19 (Mem)	3,695	2001-02 (Mem)	1,423	1995-96 (Van)
	874	2017-18 (Mem)	3,681	2002-03 (Mem)	1,395	2003-04 (Mem)
	813	2016-17 (Mem)	3,653	2007-08 (Van)	1,367	2010-11 (Mem)
Game	23	Mem vs Det, 4/8/18	76	Van at Dal, 12/28/95 (2ot)	30	Van at Phi, 1/5/96 (ot)
	21	(4) Mem at OKC, 4/11/18 *	65	(2) Mem at GS, 11/2/15 *	30	Mem vs NJ, 12/13/03
	65	(2) Mem at GS, 11/2/15 *			28	(3) Mem at Phi, 12/22/15 *
Half	14	(2) Mem at GS, 4/13/16 (1st) *	40	Mem vs Mil, 11/14/08 (2nd)	19	Van vs Min, 4/3/96 (2nd)
Quarter	10	Mem at Tor, 1/19/19	24	Mem vs Sac, 1/19/16 (2nd)	12	Mem at LAC, 10/31/12 (1st) *
OT	3	Van vs Hou, 11/29/99	10	Mem vs NOP, 3/11/16	3	(10+) Mem at Min, 1/30/19 *
	3-Pt Field Goal Atts		Offensive Rebounds		Blocks	
Season	2,639	2018-19 (Mem)	1,206	1996-97 (Van)	538	1997-98 (Van)
	2,376	2017-18 (Mem)	1,144	1997-98 (Van)	519	1999-00 (Van)
	2,299	2016-17 (Mem)	1,135	2001-02 (Mem)	505	2010-11 (Mem)
Game	52	Mem vs Hou, 12/23/16	37	Van at Dal, 12/28/95 (2ot)	18	Van at Den, 3/15/99
	48	Mem vs Hou, 3/20/19 (ot)	33	Van at GS, 4/18/01	17	Mem at Mil, 3/17/16
			31	(2) Van at NJ, 2/4/97 *	16	Mem at LAL, 12/3/02
Half	30	Mem at Dal, 4/5/19 (2nd)	20	Van at Bos, 2/2/97 (2nd)	12	Mem at Mil, 3/17/16 (2nd)
Quarter	20	Van vs Dal, 3/1/96 (3rd)	12	(3) Mem at Uta, 12/26/05 (2nd) *	8	(2) Mem vs NOP, 10/18/17 (1st) *
OT	7	(2) Mem vs Pho, 1/11/15 (2nd) *	7	Mem vs NOP, 3/11/16	3	(3) Mem at SA, 12/27/08 (2nd) *

\* Most recent occurrence

# ALL-TIME TEAM RECORDS



## OPPONENTS ALL-TIME SEASON & SINGLE-GAME LOWS

	Points	3-Pt Field Goal Pct	Defensive Rebounds
Season	4,876 1998-99 (Van) 6,136 2011-12 (Mem) 7,255 2005-06 (Mem)	.333 1999-00 (Van) .334 2005-06 (Mem) .338 2003-04 (Mem), 2012-13 (Mem)	1,456 1998-99 (Van) 1,954 2011-12 (Mem) 2,336 1999-00 (Van)
Game	63 Mem vs NJ, 12/13/03 64 Mem at Dal, 11/18/16 65 (2) Mem vs Uta, 1/6/06 *	.000 (10+) Mem at Tor, 1/24/11 (0/13) *	14 Van vs Dal, 3/31/98 16 Mem vs Was, 2/7/06 17 (5) Mem vs LAL, 11/23/12 *
Half	24 (2) Mem at LAL, 12/20/04 (2nd) *	.000 (10+) Mem vs Sac, 4/6/18 (1st) *	5 (2) Van vs Dal, 3/31/98 (2nd) *
Quarter	5 Mem vs Dal, 2/27/13 (3rd)	.000 (10+) Mem at Atl, 3/13/19 (4th) *	1 (7) Mem at LAC, 4/13/11 (3rd) *
OT	2 (2) Mem vs Orl, 1/25/16 *	.000 (10+) Mem at Orl, 3/22/19 *	0 (4) Mem vs Pho, 12/8/10 *
	Field Goals Made	Free Throws Made	Assists
Season	1,813 1998-99 (Van) 2,278 2011-12 (Mem) 2,684 2004-05 (Mem)	1,021 1998-99 (Van) 1,163 2011-12 (Mem) 1,225 2014-15 (Mem)	1,189 1998-99 (Van) 1,274 2011-12 (Mem) 1,599 2012-13 (Mem)
Game	21 Mem at Det, 1/6/05 21 Mem at Dal, 11/18/16 23 (3) Mem vs Tor, 2/7/09 *	3 Mem vs Pho, 12/17/05 3 Mem at OKC, 11/7/14 4 (4) Mem vs GS, 11/20/13 (ot) *	9 (4) Mem vs OKC, 12/29/16 *
Half	7 Mem at LAL, 12/20/04 (2nd)	0 (10+) Mem vs Mia, 12/29/15 (2nd) *	2 Mem vs LAC, 3/19/16 (2nd)
Quarter	1 Mem at Min, 12/29/08 (2nd)	0 (10+) Mem at Det, 4/9/19 (2nd) *	0 (10+) Mem vs Dal, 3/31/17 (2nd) *
OT	0 Mem vs Pho, 12/4/12	0 (10+) Mem vs Hou, 3/20/19 (2nd) *	0 (10+) Mem vs Hou, 3/20/19 *
	Field Goal Atts	Free Throw Atts	Personal Fouls
Season	3,917 1998-99 (Van) 5,132 2011-12 (Mem) 6,172 2005-06 (Mem)	1,400 1998-99 (Van) 1,522 2011-12 (Mem) 1,651 2014-15 (Mem)	1,164 1998-99 (Van) 1,275 2011-12 (Mem) 1,553 2013-14 (Mem)
Game	60 (4) Mem at Dal, 4/8/16 *	4 Mem vs Pho, 12/17/05 4 Mem at NY, 3/11/03 4 Mem vs NY, 3/9/11	9 Van vs Por, 4/10/01 10 (4) Mem at SA, 3/5/18 *
Half	25 Mem vs NO, 4/18/12 (2nd)	0 (6) Mem vs Dal, 12/4/09 (2nd) *	2 Van vs Por, 4/12/01 (1st)
Quarter	8 Mem vs NO, 4/18/12 (3rd)	0 (10+) Mem vs Por, 3/5/19 (3rd) *	0 (10+) Mem at Dal, 4/5/19 (4th) *
OT	4 (4) Mem at Uta, 1/2/16 *	0 (10+) Mem vs Hou, 3/20/19 *	0 (10+) Mem vs Cha, 12/12/14 (1st) *
	Field Goal Pct	Free Throw Pct	Steals
Season	.432 2004-05 (Mem) .435 2012-13 (Mem) .436 2003-04 (Mem), 2005-06 (Mem)	.727 1996-97 (Van) .729 1998-99 (Van) .732 2000-01 (Mem)	490 1998-99 (Van) 518 2011-12 (Mem) 576 2016-17 (Mem)
Game	.275 Mem vs GS, 11/12/04 (25/91) .277 Van vs Dal, 11/13/95 (26/94) .288 Mem at Dal, 11/18/16 (21/73)	.273 Mem at OKC, 11/7/14 (3/11) .333 Van at LAL, 2/2/97 (8/24) .357 Mem vs Tor, 12/27/10 (5/14)	0 Mem vs Uta, 12/22/14 1 (5) Mem vs Por, 11/20/17 *
Half	.222 Mem vs Dal, 3/31/17 (1st) (8/36)	.000 (10+) Mem at Pho, 2/2/15 (1st) *	0 (10+) Mem at Dal, 4/5/19 (2nd) *
Quarter	.063 Mem at Min, 12/29/08 (2nd) (1/16)	.000 (10+) Mem at Det, 4/9/19 (2nd) *	0 (10+) Mem vs GS, 4/10/19 (4th) *
OT	.000 Mem vs Pho, 12/4/12 (0/5)	.000 (10+) Mem vs Phi, 11/10/18 *	0 (10+) Mem vs Dal, 4/7/19 *
	3-Pt Field Goals Made	Total Rebounds	Turnovers
Season	229 1998-99 (Van) 361 1999-00 (Van) 369 2003-04 (Mem)	2,129 1998-99 (Van) 2,683 2011-12 (Mem) 3,204 2012-13 (Mem)	779 1998-99 (Van) 1,096 2007-08 (Mem) 1,130 2011-12 (Mem)
Game	0 (10+) Mem at Tor, 1/24/11 *	24 Mem vs Was, 2/27/06 24 Van vs Dal, 2/27/01 25 (5) Mem vs Den, 12/28/13 *	4 Mem at Sea, 1/17/03 (ot) 5 Van at Orl, 3/17/98 5 Van vs Cle, 1/13/01
Half	0 (10+) Mem vs Sac, 4/6/18 (1st) *	8 Van at Por, 4/8/00 (1st)	1 (5) Mem at SA, 11/21/18 (1st) *
Quarter	0 (10+) Mem at Atl, 3/13/19 (4th) *	2 (6) Mem vs Ind, 1/21/13 (3rd) *	0 (10+) Mem vs GS, 4/10/19 (1st) *
OT	0 (10+) Mem at Orl, 3/22/19 *	0 (2) Mem vs Pho, 12/8/10 *	0 (10+) Mem at Orl, 3/22/19 *
	3-Pt Field Goal Atts	Offensive Rebounds	Blocks
Season	653 1998-99 (Van) 1,075 2000-01 (Mem) 1,083 1999-00 (Van)	673 1998-99 (Van) 729 2011-12 (Mem) 761 2016-17 (Mem)	328 1998-99 (Van) 363 2011-12 (Mem) 402 2018-19 (Mem)
Game	1 Van at Pho, 2/5/95 1 Van at Pho, 2/19/96 1 Mem at LAC, 2/10/06	1 Mem at Cle, 12/2/17 2 Mem vs Mia, 12/11/17 3 (10+) Mem at SA, 1/5/19 *	0 (10+) Mem vs Det, 4/8/18 *
Half	0 (10+) Mem at LAC, 2/10/06 (2nd) *	0 (10+) Mem at SA, 1/5/19 (2nd) *	0 (10+) Mem vs Por, 3/5/19 (1st) *
Quarter	0 (10+) Mem vs LAL, 3/6/15 (1st) *	0 (10+) Mem vs Dal, 4/7/19 (2nd) *	0 (10+) Mem at Det, 4/9/19 (1st) *
OT	0 (10+) Mem vs Cha, 12/12/14 (1st) *	0 (10+) Mem at Orl, 3/22/19 *	0 (10+) Mem at Orl, 3/22/19 *

\* Most recent occurrence

INTRO

PLAYERS

EXECUTIVE

BASKETBALL OPS

BUSINESS OPS

MEDIA

COMMUNITY

HISTORY

PLAYOFFS

REVIEW

OPPONENTS

NBA

FEDERATION

AT A GLANCE



# ALL-TIME TEAM RECORDS

## GRIZZLIES RECORD WHEN

Win / Loss Records	Van 95-01	Mem 01-02	Mem 02-03	Mem 03-04	Mem 04-05	Mem 05-06	Mem 06-07	Mem 07-08	Mem 08-09	Mem 9-10	Mem 10-11	Mem 11-12	Mem 12-13	Mem 13-14
OVERALL	101-359	23-59	28-54	50-32	45-37	49-33	22-60	22-60	24-58	40-42	46-36	41-25	56-26	50-32
...scoring 100 pts or more	52-52	9-7	19-14	25-3	17-6	18-5	16-24	18-22	17-11	30-18	33-14	17-3	23-1	23-4
...scoring less than 100 pts	49-307	14-52	9-40	25-29	28-31	31-28	6-36	4-38	7-47	10-24	13-22	24-22	33-25	27-28
...opp't scores 100 pts or more	24-210	4-29	10-35	11-12	2-14	3-9	12-43	11-52	7-37	17-36	9-22	4-8	3-8	7-20
...opp't scores less than 100 pts	77-149	19-30	18-19	39-20	43-23	46-24	10-17	11-8	17-21	23-6	37-14	37-17	53-18	43-12
...the Grizzlies shoot 50%+	31-44	7-5	14-4	14-1	9-6	15-3	9-14	12-6	10-6	16-8	23-7	13-0	16-1	17-4
...the Grizzlies shoot <50%	70-315	16-54	14-50	36-31	36-31	34-30	13-46	10-54	14-52	24-34	23-29	28-25	40-25	33-28
Against .500 or better opponents	36-231	13-35	13-35	22-24	18-28	19-20	9-32	6-40	2-25	19-33	23-23	20-18	26-16	25-20
Against sub .500 opponents	65-128	10-24	15-19	28-8	27-9	30-13	13-28	16-20	22-33	21-9	23-12	21-6	30-9	25-11
In games decided by 3 points or less	23-39	7-6	5-7	10-6	7-11	6-10	5-12	2-11	2-4	6-4	9-10	6-2	6-4	10-4
In games decided by 6 points or less	44-101	15-14	12-19	21-15	12-16	13-15	8-23	8-16	10-11	16-10	17-17	20-8	17-11	22-9
In games decided by 10+ points	38-200	6-35	14-23	18-7	23-12	30-13	8-26	10-37	11-38	17-26	23-12	16-10	28-9	18-13

Win / Loss Records	Mem 14-15	Mem 15-16	Mem 16-17	Mem 17-18	Mem 18-19	----- All-Time -----			
						Gm	W	L	Pct
OVERALL	55-27	42-40	43-39	22-60	33-49	1920	792	1128	.413
...scoring 100 pts or more	33-3	32-12	31-18	17-23	24-21	715	454	261	.635
...scoring less than 100 pts	22-24	10-28	12-21	5-37	9-28	1205	338	867	.280
...opp't scores 100 pts or more	13-16	14-29	10-28	9-48	18-42	886	188	698	.212
...opp't scores less than 100 pts	42-11	28-11	33-11	13-12	15-7	1034	604	430	.584
...the Grizzlies shoot 50%+	17-2	10-5	11-1	4-7	9-6	387	257	130	.664
...the Grizzlies shoot <50%	38-25	32-35	32-37	18-53	24-43	1532	535	997	.349
Against .500 or better opponents	29-18	10-28	20-25	11-36	18-27	1043	339	714	.322
Against sub .500 opponents	25-9	32-12	23-14	10-24	15-21	860	451	409	.524
In games decided by 3 points or less	9-3	8-3	7-5	5-12	6-9	301	139	162	.462
In games decided by 6 points or less	19-10	15-13	13-12	9-19	11-19	660	302	358	.458
In games decided by 10+ points	26-13	15-23	20-20	8-26	14-19	916	355	561	.388

# ALL-TIME TEAM RECORDS



## GRIZZLIES ALL-TIME RECORD IN OVERTIME

Summary	Memphis	Opponent	OT	Result	Memphis	Opponent	OT	Result	Memphis	Opponent	OT	Result
<b>RECORD</b>	<b>W-L</b>	<b>2001-02</b>	<b>2-1</b>		<b>2007-08</b>	<b>1-4</b>			<b>2013-14</b>	<b>3-2</b>		
Overall	55-68	1/12/02	at Utah	2 Won, 97-95	11/16/07	vs New Orleans	1 Lost, 118-120		11/1/13	vs Detroit	1 Won, 111-108	
Memphis	44-50	1/28/02	vs LA Clippers	1 Won, 119-115	12/7/07	at New Orleans	1 Lost, 116-118		11/20/13	at Golden State	1 Won, 88-81	
Prior Years	11-18	2/19/02	at San Antonio	1 Lost, 93-99	1/15/08	vs Cleveland	1 Lost, 124-132		1/7/14	vs San Antonio	1 Lost, 108-110	
					1/26/08	vs LA Clippers	1 Won, 125-120		2/9/14	at Cleveland	1 Lost, 83-91	
					3/26/08	at Sacramento	1 Lost, 106-107		4/16/14	vs Dallas	1 Won, 106-105	
<b>HOME</b>	<b>33-34</b>	<b>2002-03</b>	<b>3-6</b>		<b>2008-09</b>	<b>0-4</b>			<b>2014-15</b>	<b>4-1</b>		
ROAD	22-34	11/4/02	vs San Antonio	1 Lost, 101-103	11/14/08	vs Milwaukee	1 Lost, 96-101		12/12/14	vs Charlotte	2 Won, 113-107	
IN MEMPHIS	25-23	11/19/02	at Minnesota	1 Lost, 106-110	12/27/08	at San Antonio	2 Lost, 103-106		12/13/14	at Philadelphia	1 Won, 120-115	
		11/29/02	vs LA Lakers	1 Lost, 106-112	12/28/08	at Minnesota	1 Lost, 98-108		12/17/14	at San Antonio	3 Won, 117-116	
<b>BY YEARS</b>		12/13/02	vs Houston	1 Won, 114-109	1/28/09	at Oklahoma City	1 Lost, 102-114		12/26/14	vs Houston	1 Lost, 111-117	
1995-96	4-3	1/17/03	at Seattle	1 Lost, 108-110					1/11/15	vs Phoenix	2 Won, 122-110	
1996-97	0-3	2/18/03	vs Indiana	1 Won, 108-103	<b>2009-10</b>	<b>3-5</b>			<b>2015-16</b>	<b>3-3</b>		
1997-98	4-2	2/21/03	at New Orleans	1 Lost, 123-125	11/2/09	at Sacramento	1 Lost, 116-127		12/29/15	vs Miami	1 Won, 99-90	
1998-99	1-3	2/28/03	vs Miami	1 Won, 126-116	12/8/09	vs Cleveland	1 Won, 111-109		1/2/16	at Utah	1 Lost, 87-92	
1999-00	1-5	4/13/03	vs Detroit	2 Lost, 107-110	1/30/10	vs New Orleans	1 Lost, 102-109		1/25/16	vs Orlando	1 Won, 108-102	
2000-01	1-2				2/17/10	at Toronto	1 Won, 109-102		2/6/16	vs Dallas	1 Lost, 110-114	
2001-02	2-1	<b>2003-04</b>	<b>5-0</b>		2/19/10	vs Miami	2 Lost, 87-100		2/8/16	vs Portland	1 Lost, 106-112	
2002-03	3-6	11/15/03	vs Dallas	1 Won, 108-101	3/29/10	vs Dallas	1 Lost, 103-108		3/11/16	vs New Orleans	1 Won, 121-114	
2003-04	5-0	11/29/03	at Cleveland	2 Won, 122-115					<b>2016-17</b>	<b>5-2</b>		
2004-05	0-1	1/11/04	at LA Clippers	2 Won, 115-113	11/5/10	at Phoenix	2 Lost, 118-123		10/30/16	vs Washington	1 Won, 112-103	
2005-06	2-3	1/12/04	at Golden State	2 Won, 136-133	11/13/10	vs Boston	1 Lost, 110-116		11/2/16	vs New Orleans	1 Won, 89-83	
2006-07	3-5	1/20/06	at Atlanta	2 Won, 102-92	12/8/10	at Phoenix	1 Won, 104-98		11/23/16	at Philadelphia	2 Won, 104-99	
2007-08	1-4	<b>2004-05</b>	<b>0-1</b>		12/18/10	at San Antonio	1 Lost, 106-112		12/5/16	at New Orleans	2 Won, 110-108	
2008-09	0-4	2/25/05	vs Denver	1 Lost, 94-97	1/19/11	at New Orleans	1 Lost, 102-103		12/20/16	vs Boston	1 Lost, 109-112	
2009-10	3-5				2/5/11	at Houston	1 Lost, 93-95		1/6/17	at Golden State	1 Won, 128-119	
2010-11	2-5	<b>2005-06</b>	<b>2-3</b>		2/8/11	at Oklahoma City	1 Won, 105-101		4/4/17	at San Antonio	1 Lost, 89-95	
2011-12	1-2	12/19/05	vs Detroit	2 Lost, 104-106	<b>2011-12</b>	<b>1-2</b>			<b>2017-18</b>	<b>0-1</b>		
2012-13	4-1	12/26/05	at Utah	1 Lost, 102-105	1/31/12	vs Denver	1 Won, 100-97		12/9/17	vs Oklahoma City	1 Lost, 101-102	
2013-14	3-2	12/28/05	at LA Lakers	1 Won, 100-99	3/13/12	vs LA Lakers	2 Lost, 111-116		<b>2018-19</b>	<b>3-4</b>		
2014-15	4-1	1/20/06	at Philadelphia	1 Lost, 86-89	3/16/12	vs Toronto	1 Lost, 110-114		11/10/18	vs Philadelphia	1 Won, 112-106	
2015-16	3-3	4/19/06	at Minnesota	2 Won, 102-92					11/23/18	at LA Clippers	1 Lost, 107-122	
2016-17	5-2	<b>2006-07</b>	<b>3-5</b>		<b>2012-13</b>	<b>4-1</b>			11/30/18	at Brooklyn	2 Won, 131-125	
2017-18	0-1	11/1/06	vs New York	3 Lost, 117-118	12/1/12	at San Antonio	1 Lost, 95-99		1/30/19	at Minnesota	1 Lost, 97-99	
2018-19	3-4	12/18/06	vs Seattle	2 Won, 134-126	12/4/12	vs Phoenix	1 Won, 108-98		3/20/19	vs Houston	1 Won, 126-125	
		12/22/06	at NOK	1 Lost, 97-100	1/11/13	vs San Antonio	1 Won, 101-98		3/22/19	at Orlando	1 Lost, 119-123	
		1/24/07	at Utah	1 Lost, 132-130	1/19/13	at Chicago	1 Won, 85-82		4/7/19	vs Dallas	1 Lost, 127-129	
		1/27/07	vs Portland	2 Won, 132-135	3/20/13	vs Oklahoma City	1 Won, 90-89					
		2/9/07	vs Minnesota	1 Won, 105-97								
		2/21/07	at Golden State	1 Lost, 115-118								
		3/2/07	at Philadelphia	1 Lost, 112-117								

## GRIZZLIES NBA DRAFT HISTORY

Year	Player	Round, Pick	From	Year	Player	Round, Pick	From
2019	Ja Morant	1st Round, 2nd Pick	Murray State	2005	Hakim Warrick	1st Round, 19th pick	Syracuse
2018	Jaren Jackson Jr. Jevon Carter	1st Round, 4th Pick 2nd Round, 32nd Pick	Michigan State West Virginia	2004	Sergei Lishouk	2nd Round, 49th pick	Ukraine
2017	---	---	---	2003	Marcus Banks Kendrick Perkins	1st Round, 13th pick 1st Round, 27th pick	UNLV Clifton Ozen HS
2016	Wade Baldwin IV Wang Zhelin (China)	1st Round, 17th pick 2nd Round, 57th pick	Vanderbilt Fujian Sturgeons	2002	Drew Gooden Robert Archibald Matt Barnes	1st Round, 4th pick 2nd Round, 32nd pick 2nd Round, 48th pick	Kansas Illinois UCLA
2015	Jarell Martin	1st Round, 25th Pick	LSU	2001	Shane Battier Jamal Tinsley Will Solomon Antonis Fotsis	1st Round, 6th pick 1st Round, 27th pick 2nd Round, 33rd pick 2nd Round, 48th pick	Duke Iowa State Clemson Greece
2014	Jordan Adams	1st Round, 22nd pick	UCLA	2000	Stromile Swift	1st Round, 2nd pick	LSU
2013	Jamaal Franklin Joffrey Lauvergne Janis Timma	2nd Round, 41st pick 2nd Round, 55th pick 2nd Round, 60th pick	San Diego State France Latvia	1999	Steve Francis Obinna Ekezie Antwain Smith	1st Round, 2nd pick 2nd Round, 37th pick 2nd Round, 51st pick	Maryland Maryland St. Paul's College
2012	Tony Wroten	1st Round, 25th pick	Washington	1998	Mike Bibby J.R. Henderson	1st Round, 2nd pick 2nd Round, 56th pick	Arizona UCLA
2011	Josh Selby	2nd Round, 49th pick	Kansas	1997	Antonio Daniels C.J. Bruton	1st Round, 4th pick 2nd Round, 53rd pick	Bowling Green Indian Hills CC
2010	Xavier Henry Dominique Jones Greivis Vasquez	1st Round, 12th pick 1st Round, 25th pick 1st Round, 28th pick	Kansas South Florida Maryland	1996	Shareef Abdur-Rahim Roy Rogers Chris Robinson	1st Round, 3rd pick 1st Round, 22nd pick 2nd Round, 51st pick	California Alabama Western Kentucky
2009	Hasheem Thabeet DeMarre Carroll Sam Young	1st Round, 2nd pick 1st Round, 27th pick 2nd Round, 36th pick	Connecticut Missouri Pittsburgh	1995	Bryant Reeves Lawrence Moten	1st Round, 6th pick 2nd Round, 36th pick	Oklahoma State Syracuse
2008	Kevin Love Donte Greene	1st Round, 5th pick 1st Round, 28th pick	UCLA Syracuse				
2007	Mike Conley	1st Round, 4th pick	Ohio State				
2006	Kyle Lowry	1st Round, 24th pick	Villanova				

INTRO  
PLAYERS  
EXECUTIVE  
BASEBALL OPS  
BUSINESS OPS  
MEDIA  
COMMUNITY  
HISTORY  
PLAYOFFS  
REVIEW  
OPPONENTS  
NBA  
FEDERATION  
AT A GLANCE





## DRAFT HISTORY

**2019 NBA Draft:** The Grizzlies acquired the draft rights to Darius Bazley (23rd overall) with Grayson Allen, Jae Crowder, Kyle Korver and a conditional 2020 first round draft pick from the Utah Jazz for Mike Conley on July 6, 2019. The Grizzlies acquired the draft rights to Brandon Clarke (21st overall) from the Oklahoma City Thunder for the draft rights to Darius Bazley (23rd) and a future second round draft pick on July 6, 2019. Memphis conveyed its 2019 second round draft pick to the Chicago Bulls.

**2018 NBA Draft:** No transactions.

**2017 NBA Draft:** The Grizzlies acquired the draft rights to Ivan Rabb (35th overall) from the Orlando Magic for a future second round draft pick. The Grizzlies acquired the draft rights to Dillon Brooks (45th overall) from the Houston Rockets for a future second round draft pick.

**2016 NBA Draft:** The Grizzlies acquired the draft rights to Deyonta Davis (31st overall) and Rade Zagorac (35th overall) from the Boston Celtics for a future first round draft pick. The Grizzlies' 2016 second round pick (45th overall) was conveyed to Boston (via Denver and Dallas) as the result of an Aug. 7, 2009 trade with Denver. The Grizzlies originally acquired the 57th overall pick from Toronto in a July 9, 2009 multi-team trade.

**2015 NBA Draft:** The Grizzlies conveyed their 2015 second round draft pick with Quincy Pondexter to the New Orleans Pelicans in a three-team trade on Jan. 8, 2015. As part of the trade, Memphis also traded Tayshaun Prince and a future first round draft pick to the Boston Celtics. Boston traded Jeff Green to Memphis. New Orleans traded Austin Rivers to Boston and Russ Smith to Memphis. Memphis traded Jon Leuer to Phoenix for the draft rights to Andrew Harrison (44th).

**2014 NBA Draft:** The Grizzlies conveyed their 2014 second round draft pick with Jeremy Pargo and cash considerations for D.J. Kennedy on July 25, 2012. Cleveland later packaged the pick with Earl Clark, Henry Sims and its own 2014 second round draft pick to acquire Spencer Hawes from Philadelphia on Feb. 20, 2014. Memphis traded a 2016 second round draft pick to Utah for the draft rights to Jarnell Stokes (35th overall).

**2013 NBA Draft:** The Grizzlies conveyed their 2013 first round draft pick with Hasheem Thabeet and DeMarre Carroll to the Houston Rockets in exchange for Shane Battier and Ish Smith on Feb. 24, 2011. Memphis originally obtained the 41st overall draft pick from the Toronto Raptors in a three-team trade also involving the Detroit Pistons on Jan. 30, 2013. The Grizzlies traded the draft rights to Joffrey Lauvergne (55th overall) and Darrell Arthur to the Denver Nuggets in exchange for Kosta Koufos. Memphis originally obtained the 60th overall draft pick and Dexter Pittman from the Miami in exchange for the draft rights to Ricky Sanchez on Feb. 21, 2013.

**2012 NBA Draft:** The Grizzlies conveyed their 2012 second round draft pick to the Philadelphia 76ers in exchange for Marreese Speights and sent Xavier Henry to the New Orleans Hornets in a three-team trade on Jan. 4, 2012.

**2011 NBA Draft:** The Grizzlies conveyed their 2011 first round draft pick to the Utah Jazz on Feb. 18, 2010 in exchange for Ronnie Brewer. Utah subsequently packaged the pick with Kosta Koufos and a future first round draft pick to acquire Al Jefferson from the Minnesota Timberwolves. Minnesota selected Donatas Motiejunas with the 20th overall pick in the 2011 Draft.

**2010 NBA Draft:** The Grizzlies conveyed the draft rights to Dominique Jones (25th overall) to the Dallas Mavericks in exchange for cash considerations. Memphis originally obtained the 25th overall draft pick from Denver along with Steven Hunter in exchange for a future conditional second round pick on Aug. 7, 2009. The 28th overall draft selection was the second of two draft picks the Grizzlies acquired from the Los Angeles Lakers in exchange for Pau Gasol on Feb. 1, 2008. The Lakers received Memphis' 2010 second round draft pick as part of the trade.

**2009 NBA Draft:** The Grizzlies originally acquired the 27th overall draft pick from Orlando in a three-team trade also involving the Houston Rockets on Feb. 19, 2009.

**2008 NBA Draft:** The Grizzlies acquired the draft rights to O.J. Mayo, who was selected in the first round (third overall) by the Minnesota Timberwolves along with Marko Jaric, Antoine Walker and Greg Buckner in exchange for the draft rights to Kevin Love (fifth overall), Mike Miller, Brian Cardinal and Jason Collins. Memphis also acquired the draft rights to Darrell Arthur (27th overall) from the Houston Rockets for the draft rights to Donte Greene (28th overall) and a 2009 second round pick.

**2006 NBA Draft:** The Grizzlies acquired the draft rights to Rudy Gay, who was selected in the first round (eighth overall) by the Houston Rockets, and Stromile Swift from Houston in exchange for Shane Battier. The Grizzlies also acquired the draft rights to Alexander Johnson, who was selected in the second round (45th overall by Indiana) from Portland in exchange for a second round pick in the 2008 NBA Draft.

**2005 NBA Draft:** The Grizzlies acquired the draft rights to Lawrence Roberts (55th overall) from the Seattle SuperSonics in exchange for two future second round draft picks and cash considerations.

**2004 NBA Draft:** The Grizzlies conveyed their 2004 first round pick to the Portland Trail Blazers on Dec. 3, 2003 in exchange for Bonzi Wells. Portland received the 23rd overall pick in the 2004 Draft and selected Sergei Monia from Russia. The Grizzlies traded a future second round pick and cash considerations to the Seattle SuperSonics in exchange for the draft rights to Andre Emmett (53rd overall). The Grizzlies traded cash considerations to the Orlando Magic in exchange for the draft rights to Antonio Burks (36th overall).

**2003 NBA Draft:** The Grizzlies conveyed the draft rights to the 13th and 27th overall picks (Marcus Banks, Kendrick Perkins) in the 2003 NBA Draft to Boston in exchange for the draft rights to the 16th and 20th overall picks (Troy Bell, Dahntay Jones) in the 2003 NBA Draft. The Grizzlies' second overall pick in 2003 was conveyed to Detroit to complete a 1997 trade... The 13th overall pick in the 2003 NBA Draft was obtained from Houston in the 1999 trade involving Steve Francis and Michael Dickerson. The 27th overall pick in the 2003 NBA Draft was obtained from the Orlando Magic and the Sacramento Kings in an earlier trade.

**2002 NBA Draft:** The Grizzlies conveyed the 46th overall pick in the 2002 (Matt Barnes) to the Cleveland Cavaliers along with Nick Anderson in exchange for Wesley Person. The Grizzlies obtained the 48th overall pick in 2002 NBA Draft (Chris Owens) from the Milwaukee Bucks in exchange for the Grizzlies' 2003 second round pick.

**2001 NBA Draft:** The Grizzlies conveyed the 27th overall pick in the 2001 NBA Draft (Jamaal Tinsley) to Atlanta as part of the trade which sent Shareef Abdur-Rahim to the Hawks in exchange for the draft rights to the third overall pick (Pau Gasol), Lorenzen Wright and Brevin Knight. The Grizzlies received the 48th overall pick in the 2001 NBA Draft from New York as part of the trade which sent Othella Harrington to the Knicks in exchange for Erick Strickland and the rights to the LA Lakers' first round pick in the 2001 NBA Draft (27th overall).

# ALL-TIME TEAM RECORDS



## GRIZZLIES ALL-TIME ATTENDANCE

	HOME ATTENDANCE					ROAD ATTENDANCE			
Season	Gm	Total	Average	Rank	Sellouts	Total	Average	Rank	NBA Avg
MEMPHIS									
2018-19	41	638,332	15,569	26th	5	720,763	17,580	23rd	17,884
2017-18	41	653,863	15,948	28th	7	711,289	17,349	30th	17,991
2016-17	41	677,314	16,520	23rd	7	723,881	17,656	21st	17,884
2015-16	41	701,894	17,119	20th	14	721,186	17,590	23rd	17,865
2014-15	41	710,502	17,329	18th	16	738,717	18,017	7th	17,826
2013-14	41	685,458	16,718	20th	3	708,043	17,269	20th	17,407
2012-13	41	681,613	16,625	19th	6	704,988	17,195	17th	17,348
2011-12	33	518,446	15,710	20th	4	563,271	17,069	15th	17,274
2010-11	41	600,687	14,651	27th	4	674,096	16,441	28th	17,319
2009-10	41	552,914	13,486	28th	3	684,350	16,691	22nd	17,165
2008-09	41	519,895	12,680	29th	2	701,143	17,101	23rd	17,520
2007-08	41	523,578	12,770	29th	2	696,385	16,985	22nd	17,376
2006-07	41	600,836	14,655	30th	3	710,811	17,337	25th	17,757
2005-06	41	647,533	15,793	26th	4	705,671	17,211	18th	17,558
2004-05	41	691,362	16,682	18th	18	681,487	16,622	30th	17,314
2003-04	41	622,723	15,188	25th	5	684,513	16,695	17th	17,050
2002-03	41	611,322	14,910	24th	4	667,360	16,277	24th	16,883
2001-02	41	591,030	14,415	25th	6	648,706	15,822	28th	16,974
MEMPHIS	730	11,229,302	15,383		113	12,446,660	17,050		
VANCOUVER									
2000-01	41	563,218	13,737	27th	2	648,706	15,822	28th	16,784
1999-00	41	569,864	13,899	27th	1	657,705	16,042	26th	16,870
1998-99	25	417,966	16,719	16th	7	394,422	15,777	24th	16,738
1997-98	41	660,457	16,109	20th	2	635,692	15,505	29th	17,135
1996-97	41	679,422	16,571	17th	6	624,046	15,221	29th	17,077
1995-96	41	704,489	17,183	14th	10	665,147	16,223	27th	17,252
TOTAL	960	14,824,718	15,442		141	16,072,378	16,742		

## GRIZZLIES OPENING NIGHT

### Season Openers (5-19)

Season	Date	Opp	Result	Attend	C	F	F	G	G
2018-19	10/17/18	IND	Lost, 83-111 at Ind	17,923	M. Gasol	Ja. Green	C. Parsons	G. Temple	M. Conley
2017-18	10/18/17	NOP	Won, 103-91 at Mem	17,794	M. Gasol	Ja. Green	J. Ennis III	A. Harrison	M. Conley
2016-17	10/26/16	MIN	Won, 102-98 at Mem	18,119	M. Gasol	Ja. Green	J. Ennis III	A. Harrison	M. Conley
2015-16	10/28/15	CLE	Lost, 76-106 at Mem	18,119	M. Gasol	Z. Randolph	Je. Green	C. Lee	M. Conley
2014-15	10/29/14	MIN	Won, 105-101 at Mem	17,731	M. Gasol	Z. Randolph	T. Allen	C. Lee	M. Conley
2013-14	10/30/13	SA	Lost, 94-101 at SA	18,581	M. Gasol	Z. Randolph	T. Prince	Z. Allen	M. Conley
2012-13	10/31/12	LAC	Lost, 92-101 at LAC	19,060	M. Gasol	Z. Randolph	R. Gay	T. Allen	M. Conley
2011-12	12/26/11	SA	Lost, 82-95 at SA	18,581	M. Gasol	Z. Randolph	R. Gay	T. Allen	M. Conley
2010-11	10/27/10	ATL	Lost, 104-119 at Mem	17,519	Z. Randolph	D. Arthur	R. Gay	O.J. Mayo	M. Conley
2009-10	10/28/09	DET	Lost, 74-96 at Mem	17,212	M. Gasol	Z. Randolph	R. Gay	O.J. Mayo	M. Conley
2008-09	10/29/08	HOU	Lost, 71-82 at Hou	18,196	M. Gasol	D. Milicic	R. Gay	O.J. Mayo	M. Conley
2007-08	10/31/07	SA	Lost, 101-104 at Mem	17,538	D. Milicic	P. Gasol	R. Gay	M. Miller	D. Stoudamire
2006-07	11/1/06	NY	Lost, 117-118 at Mem (3OT)	17,117	J. Tsakalidis	H. Warrick	M. Miller	E. Jones	D. Stoudamire
2005-06	11/2/05	MIA	Lost, 78-97 at Mem	18,119	L. Wright	P. Gasol	S. Battier	E. Jones	D. Stoudamire
2004-05	11/3/05	WAS	Lost, 91-103 at Mem	18,119	S. Swift	P. Gasol	J. Posey	B. Wells	J. Williams
2003-04	10/31/03	BOS	Lost, 91-93 at Mem	16,178	S. Swift	P. Gasol	J. Posey	M. Miller	J. Williams
2002-03	10/30/02	DAL	Lost, 109-119 at Mem	16,638	P. Gasol	D. Gooden	W. Persey	M. Dickerson	J. Williams
2001-02	11/1/01	DET	Lost, 80-90 at Mem	19,405	L. Wright	S. Swift	S. Battier	M. Dickerson	J. Williams
2000-01	10/31/00	SEA	Won, 94-88 at Van	15,779	B. Reeves	O. Harrington	S. Abdur-Rahim	M. Dickerson	M. Bibby
1999-00	11/2/99	POR	Lost, 86-106 at Van	18,218	B. Reeves	O. Harrington	S. Abdur-Rahim	M. Dickerson	M. Bibby
1998-99	2/7/99	SAC	Lost, 87-109 at Sac	17,317	T. Massenburg	C. Parks	S. Abdur-Rahim	S. Mack	M. Bibby
1997-98	10/31/97	DAL	Lost, 88-90 at Van	17,021	B. Reeves	O. Thorpe	S. Abdur-Rahim	A. Peeler	A. Daniels
1996-97	11/1/96	POR	Lost, 85-114 at Van	19,193	B. Reeves	E. Mobley	S. Abdur-Rahim	A. Peeler	G. Anthony
1995-96	11/3/95	POR	Won, 92-80 at Por	21,398	B. Benjamin	K. Gattison	C. King	B. Edwards	G. Anthony

### Home Openers (9-15)

Season	Date	Opp	Result	Attend	Season	Date	Opp	Result	Attend
2018-19	10/19/18	ATL	Won, 131-117 at Mem	17,019	2006-07	11/1/06	NY	Lost, 117-118 at Mem (3OT)	17,117
2017-18	10/18/17	NOP	Won, 103-91 at Mem	17,794	2005-06	11/2/05	MIA	Lost, 78-97 at Mem	18,119
2016-17	10/26/16	MIN	Won, 102-98 at Mem	18,119	2004-05	11/3/05	WAS	Lost, 91-103 at Mem	18,119
2015-16	10/28/15	CLE	Lost, 76-106 at Mem	18,119	2003-04	10/31/03	BOS	Lost, 91-93 at Mem	16,178
2014-15	10/29/14	MIN	Won, 105-101 at Mem	17,731	2002-03	10/30/02	DAL	Lost, 109-119 at Mem	16,638
2013-14	11/1/13	UTA	Won, 111-108 at Mem	18,119	2001-02	11/1/01	DET	Lost, 80-90 at Mem	19,405
2012-13	11/5/12	DET	Won, 103-94 at Mem	17,401	2000-01	10/31/00	SEA	Won, 94-88 at Van	15,779
2011-12	12/28/11	OKC	Lost, 95-98 at Mem	18,119	1999-00	11/2/99	POR	Lost, 86-106 at Van	18,218
2010-11	10/27/10	ATL	Lost, 104-119 at Mem	17,519	1998-99	2/8/99	POR	Lost, 76-95 at Van	18,353
2009-10	10/28/09	DET	Lost, 74-96 at Mem	17,212	1997-98	10/31/97	DAL	Lost, 88-90 at Van	17,021
2008-09	10/31/08	ORL	Won, 86-84 at Mem	16,139	1996-97	11/1/96	POR	Lost, 85-114 at Van	19,193
2007-08	10/31/07	SA	Lost, 101-104 at Mem	17,538	1995-96	11/5/95	MIN	Won, 100-98 at Van	19,193

INTRO

PLAYERS

EXECUTIVE

BASKETBALL OPS

BUSINESS OPS

MEDIA

COMMUNITY

HISTORY

PLAYOFFS

REVIEW

OPPONENTS

NBA

FEDERATION

AT A GLANCE



# ALL-TIME TEAM RECORDS

## GRIZZLIES PRESEASON HISTORY

### VANCOUVER

1995-96 (1-7)	Site	Opponent	Result
10/13/95	Vancouver, BC	Portland	L, 86-104
10/16/95	Sacramento, CA	Sacramento	L, 72-101
10/17/95	Vancouver, BC	Minnesota	L, 79-93
10/21/95	Winnipeg, MB	Toronto	L, 77-98
10/22/95	Vancouver, BC	Sacramento	L, 84-110
10/26/95	Eugene, OR	Portland	L, 96-101
10/28/95	Edmonton, AB	Boston	L, 101-103
10/29/95	Vancouver, BC	Seattle	W, 105-104

1996-97 (2-6)	Site	Opponent	Result
10/10/96	Vancouver, BC	Utah	L, 77-89
10/11/96	Phoenix, AZ	Phoenix	L, 83-100
10/14/96	Missoula, MT	Seattle	L, 83-89
10/15/96	Vancouver, BC	Dallas	W, 86-75
10/18/96	Markato, MN	Minnesota	L, 89-104
10/24/96	Vancouver, BC	LA Clippers	L, 87-97
10/25/96	Portland, OR	Portland	L, 77-98
10/27/96	Calgary, AB	Toronto	W, 80-77

1997-98 (2-6)	Site	Opponent	Result
10/11/97	Los Angeles, CA	LA Clippers	L, 94-98
10/12/97	Phoenix, AZ	Phoenix	L, 88-93
10/14/97	Vancouver, BC	Portland	W, 103-83
10/15/97	Rapid City, SD	Dallas	W, 83-79
10/18/97	Vancouver, BC	Sacramento	L, 81-98
10/20/97	Halifax, NS	Toronto	L, 98-107
10/22/97	Vancouver, BC	Phoenix	L, 83-113
10/24/97	Vancouver, BC	Golden State	L, 100-107

### VANCOUVER PRESEASON RECORD:

G: 42 W: 7 L: 35

### MEMPHIS

2001-02 (4-4)	Site	Opponent	Result
10/9/01	Memphis, TN	Portland	W, 99-95
10/14/01	Memphis, TN	LA Clippers	W, 121-113
10/15/01	Memphis, TN	Seattle	W, 103-99
10/18/01	Memphis, TN	Miami	W, 110-106
10/21/01	Phoenix, AZ	Phoenix	L, 88-102
10/23/01	Anaheim, CA	LA Lakers	L, 94-128
10/24/01	Sacramento, CA	Sacramento	L, 94-107
10/26/01	Portland, OR	Portland	L, 88-101

2002-03 (3-5)	Site	Opponent	Result
10/8/02	Memphis, TN	Houston	L, 98-106
10/9/02	Memphis, TN	Miami	W, 83-71
10/11/02	Little Rock, AR	LA Lakers	L, 87-95
10/13/02	Los Angeles, CA	LA Clippers	L, 96-106
10/14/02	Seattle, WA	Seattle	L, 78-88
10/18/02	Memphis, TN	Orlando	W, 108-105
10/19/02	Memphis, TN	Chicago	W, 123-99
10/22/02	Orlando, FL	Orlando	L, 74-82

2003-04 (7-1)	Site	Opponent	Result
10/6/03	Memphis, TN	Milwaukee	W, 105-94
10/8/03	Paris, FRANCE	San Antonio	L, 93-105
10/10/03	Barcelona, SPAIN	FC Barcelona	W, 91-80
10/14/03	Memphis, TN	Washington	W, 101-85
10/17/03	Memphis, TN	Orlando	W, 84-65
10/18/03	Memphis, TN	Atlanta	W, 94-81
10/21/03	Miami, FL	Miami	W, 97-82
10/23/03	Chicago, IL	Chicago	W, 93-89

2004-05 (6-2)	Site	Opponent	Result
10/12/04	Orlando, FL	Orlando	W, 99-95
10/14/04	Memphis, TN	Cleveland	W, 102-94
10/16/04	Memphis, TN	Indiana	L, 108-91
10/20/04	Atlanta, GA	Atlanta	W, 95-86
10/21/04	Memphis, TN	Milwaukee	W, 97-75
10/23/04	Memphis, TN	Atlanta	W, 104-72
10/26/04	Indianapolis, IN	Indiana	L, 96-102
10/28/04	Green Bay, WI	Milwaukee	W, 99-92

2005-06 (6-2)	Site	Opponent	Result
10/12/05	Memphis, TN	Chicago	W, 86-82
10/14/05	San Juan, PR	Miami	W, 101-91
10/15/05	Memphis, TN	Washington	W, 104-79
10/19/05	Cleveland, OH	Cleveland	L, 88-84
10/22/05	Memphis, TN	Houston	W, 82-78
10/24/05	Memphis, TN	Orlando	L, 67-65
10/25/05	Chicago, IL	Chicago	W, 95-88
10/27/05	Chattanooga, TN	Atlanta	W, 99-84

1998-99 (0-2)	Site	Opponent	Result
1/29/99	Vancouver, BC	Portland	L, 88-109
1/30/99	Seattle, WA	Seattle	L, 68-80

1999-00 (1-7)	Site	Opponent	Result
10/13/99	Ogden, UT	Utah	L, 86-98
10/15/99	Oakland, CA	Golden State	L, 84-96
10/17/99	Vancouver, BC	Denver	L, 84-106
10/18/99	Edmonton, AB	Toronto	L, 94-110
10/22/99	Vancouver, BC	LA Clippers	L, 94-104
10/24/99	Vancouver, BC	Sacramento	L, 101-103
10/26/99	Denver, CO	Denver	W, 105-97
10/27/99	Vancouver, BC	Seattle	W, 94-95

2000-01 (1-7)	Site	Opponent	Result
10/9/00	Seattle, WA	Seattle	L, 88-96
10/10/00	Vancouver, BC	Golden State	W, 91-84
10/12/00	Toronto, ON	Toronto	L, 92-97
10/14/00	Los Angeles, CA	LA Clippers	L, 78-86
10/15/00	Tucson, AZ	Phoenix	L, 94-105
10/20/00	Sacramento, CA	Sacramento	L, 90-92
10/24/00	Vancouver, BC	Phoenix	L, 75-88
10/25/00	Oakland, CA	Golden State	L, 91-101

2006-07 (4-4)	Site	Opponent	Result
10/10/06	Houston, TX	Houston	W, 75-69
10/11/06	Memphis, TN	Atlanta	L, 91-108
10/14/06	Memphis, TN	Detroit	W, 101-89
10/16/06	Memphis, TN	Chicago	L, 78-87
10/20/06	Memphis, TN	Miami	W, 96-95
10/21/06	Orlando, FL	Orlando	L, 89-112
10/24/06	Chicago, IL	Chicago	L, 87-84
10/25/06	Detroit, MI	Detroit	W, 92-82

2007-08 (5-3)	Site	Opponent	Result
10/9/07	Malaga, SPAIN	Unicaja Malaga	L, 102-99
10/11/07	Madrid, SPAIN	MMT Estudiantes	W, 98-73
10/15/07	Memphis, TN	Minnesota	W, 101-93
10/17/07	Indianapolis, IN	LA Clippers	L, 115-122
10/22/07	Memphis, TN	Miami	W, 104-98
10/23/07	Houston, TX	Houston	W, 103-107
10/24/07	Memphis, TN	Houston	W, 96-90
10/26/07	Memphis, TN	Indiana	L, 113-140

2008-09 (2-6)	Site	Opponent	Result
10/7/08	Houston, TX	Houston	L, 93-96
10/8/08	Memphis, TN	Washington	L, 80-89
10/10/08	Memphis, TN	Charlotte	W, 92-78
10/13/08	Memphis, TN	Indiana	W, 103-95
10/15/08	Memphis, TN	Houston	L, 97-101
10/17/08	Indianapolis, IN	Indiana	L, 86-112
10/21/08	Miami, FL	Miami	L, 85-102
10/22/08	Orlando, FL	Orlando	L, 90-101

2009-10 (3-5)	Site	Opponent	Result
10/6/09	Richmond, VA	Washington	L, 92-101
10/7/09	Memphis, TN	Oklahoma City	W, 99-91
10/11/09	Dallas, TX	Dallas	L, 107-114
10/12/09	Memphis, TN	Orlando	L, 83-102
10/14/09	Memphis, TN	Atlanta	L, 96-111
10/17/09	Memphis, TN	Detroit	W, 115-94
10/21/09	Miami, FL	Miami	L, 93-99
10/23/09	Charlotte, NC	Charlotte	W, 95-92

2010-11 (8-0)	Site	Opponent	Result
10/6/10	Memphis, TN	Indiana	W, 87-85
10/7/10	Atlanta, GA	Atlanta	W, 115-111 (OT)
10/9/10	New Orleans, LA	New Orleans	W, 97-90
10/12/10	Tulsa, OK	Oklahoma City	W, 116-96
10/14/10	Memphis, TN	Caja Laboral	W, 91-77
10/16/10	Memphis, TN	Milwaukee	W, 91-77
10/18/10	Memphis, TN	New Orleans	W, 96-91
10/22/10	Detroit, MI	Detroit	W, 106-103

# ALL-TIME TEAM RECORDS



## 2011-12 (1-1) Site Opponent Result

12/16/11	Memphis, TN	New Orleans	W, 97-90
12/21/11	New Orleans, LA	New Orleans	L, 80-95

## 2012-13 (4-4) Site Opponent Result

10/6/12	Memphis, TN	Real Madrid	W, 105-93
10/9/12	Chicago, IL	Chicago	L, 88-92
10/14/12	Memphis, TN	Atlanta	W, 110-102
10/17/12	Houston, TX	Houston	L, 102-109
10/18/12	La Crosse, WI	Milwaukee	W, 97-94
10/20/12	Indianapolis, IN	Indiana	L, 80-83
10/24/12	Memphis, TN	Orlando	W, 115-100
10/26/12	Memphis, TN	Toronto	L, 106-120

## 2013-14 (4-4) Site Opponent Result

10/7/13	St. Louis, MO	Chicago	L, 87-106
10/9/13	Memphis, TN	Dallas	L, 90-95
10/13/13	Memphis, TN	Maccabi Haifa	W, 116-70
10/15/13	Memphis, TN	Milwaukee	W, 102-99
10/18/13	Orlando, FL	Orlando	W, 97-91
10/20/13	Atlanta, GA	Atlanta	W, 90-82
10/23/13	Toronto, Canada	Toronto	L, 72-108
10/25/13	Memphis, TN	Houston	L, 73-92

## 2014-15 (3-5) Site Opponent Result

10/8/14	Green Bay, WI	Milwaukee	L, 83-86
10/9/14	Houston, TX	Houston	L, 93-113
10/11/14	Memphis, TN	Atlanta	W, 93-88
10/14/14	Oklahoma City, OK	Oklahoma City	L, 107-117
10/17/14	Memphis, TN	Flamengo	W, 112-72
10/20/14	Dallas, TX	Dallas	L, 103-108
10/22/14	Memphis, TN	Cleveland	W, 96-92
10/24/14	Memphis, TN	Miami	L, 98-104

MEMPHIS PRESEASON RECORD: G: 129 W: 75 L: 54

ALL-TIME PRESEASON RECORD: G: 171 W: 82 L: 89

## 2015-16 (6-1) Site Opponent Result

10/6/15	Memphis, TN	Houston	W, 92-89
10/8/15	Memphis, TN	Maccabi Haifa	W, 97-84
10/12/15	Columbus, OH	Cleveland	W, 91-81
10/16/15	Memphis, TN	Oklahoma City	W, 94-78
10/18/15	Memphis, TN	Minnesota	W, 90-68
10/21/15	Atlanta, GA	Atlanta	W, 82-81
10/23/15	Orlando, FL	Orlando	L, 76-86

## 2016-17 (4-2) Site Opponent Result

10/3/16	Memphis, TN	Orlando	W, 102-97
10/6/16	Memphis, TN	Atlanta	L, 83-104
10/11/16	Memphis, TN	Philadelphia	W, 121-91
10/13/16	Tulsa, OK	Oklahoma City	W, 110-94
10/15/16	Houston, TX	Houston	W, 134-125 (20T)
10/19/16	Minneapolis, MN	Minnesota	L, 94-101

## 2017-18 (3-2) Site Opponent Result

10/2/17	Memphis, TN	Orlando	W, 92-84
10/4/17	Philadelphia, PA	Philadelphia	W, 110-89
10/9/17	Atlanta, GA	Atlanta	L, 88-100
10/11/17	Memphis, TN	Houston	L, 89-101
10/13/17	Memphis, TN	New Orleans	W, 142-101

## 2018-19 (2-3) Site Opponent Result

10/2/19	Birmingham, AL	Houston	L, 115-131
10/5/19	Memphis, TN	Atlanta	W, 120-110
10/6/19	Memphis, TN	Indiana	W, 109-104
10/10/19	Orlando, FL	Orlando	L, 86-102
10/12/19	Memphis, TN	Houston	L, 103-121

INTRO

PLAYERS

EXECUTIVE

BASKETBALL  
OPS

BUSINESS  
OPS

MEDIA

COMMUNITY

HISTORY

PLAYOFFS

REVIEW

OPPONENTS

NBA

FEDERATION

AT A GLANCE



# ALL-TIME INDIVIDUAL RECORDS

## GRIZZLIES INDIVIDUAL SEASON & GAME HIGHS

POINTS				FIELD GOALS MADE		
Season	1,829	Shareef Abdur-Rahim	1997-98 (Van)	653	Shareef Abdur-Rahim	1997-98 (Van)
	1,681	Zach Randolph	2009-10 (Mem)	652	Zach Randolph	2009-10 (Mem)
	1,663	(2) Shareef Abdur-Rahim*	2000-01 (Van)	625	Rudy Gay	2007-08 (Mem)
Game	45	Mike Miller	Mem at GS, 2/21/07	18	Bryant Reeves	Van at Pho, 4/19/97
	44	Pau Gasol	Mem vs Sea, 3/28/06	17	(5) O.J. Mayo *	Mem at Den, 11/1/09
	43	Pau Gasol	Mem at GS, 1/11/08			
Half	27	(3) Mike Miller *	Mem vs Dal, 1/31/07 (2nd)	11	(4) Marc Gasol *	Mem at OKC, 2/3/17 (2nd)
Quarter	22	(2) Troy Daniels *	Mem vs OKC, 12/29/16 (4th)	8	(5) Marc Gasol *	Mem vs Bos, 12/16/17 (3rd)

FIELD GOAL ATTEMPTS				FREE THROWS MADE		
Season	1,354	Rudy Gay	2007-08 (Mem)	502	Shareef Abdur-Rahim	1997-98 (Van)
	1,347	Shareef Abdur-Rahim	1997-98 (Van)	446	Shareef Abdur-Rahim	1999-00 (Van)
	1,336	Zach Randolph	2009-10 (Mem)	443	Shareef Abdur-Rahim	2000-01 (Van)
Game	31	Shareef Abdur-Rahim	Van vs Den, 12/23/99	16	(4) Marc Gasol *	Mem vs GS, 10/21/17
	31	Shareef Abdur-Rahim	Van at GS, 3/9/99			
	30	Shareef Abdur-Rahim	Van vs Por, 4/11/98			
Half	19	Marc Gasol	Mem vs NY, 1/16/11 (2nd)	14	Shareef Abdur-Rahim	Van vs LAC, 2/10/99 (2nd)
Quarter	13	Rudy Gay	Mem vs Ori, 10/31/08 (4th)	12	Shareef Abdur-Rahim	Van vs LAC, 2/10/99 (4th)

FREE THROW ATTEMPTS				3-PT FGS MADE		
Season	640	Shareef Abdur-Rahim	1997-98 (Van)	202	Mike Miller	2006-07 (Mem)
	617	Pau Gasol	2005-06 (Mem)	171	Mike Conley	2016-17 (Mem)
	565	Pau Gasol	2002-03 (Mem)	156	Juan Carlos Navarro	2007-08 (Mem)
Game	20	Pau Gasol	Mem vs Uta, 1/6/06	9	Mike Miller	Mem vs GS, 1/3/07
	19	Shareef Abdur-Rahim	Van vs LAL, 2/23/99	9	Mike Miller	Mem at GS, 2/21/07
	19	Pau Gasol	Mem vs NOK, 12/6/05	8	(5) Jevon Carter *	Mem vs GS, 4/10/19
Half	15	(2) Zach Randolph*	Mem at Det, 1/12/11 (2nd)	7	Jason Williams	Mem vs Mil, 1/15/05 (2nd)
Quarter	12	Shareef Abdur-Rahim	Van vs LAC, 2/10/99 (4th)	6	Troy Daniels	Mem vs OKC, 12/29/16 (4th)

3-PT FG ATTEMPTS				REBOUNDS		
Season	498	Mike Miller	2006-07 (Mem)	950	Zach Randolph	2009-10 (Mem)
	432	Juan Carlos Navarro	2007-08 (Mem)	914	Zach Randolph	2010-11 (Mem)
	430	Jason Williams	2001-02 (Mem)	854	Zach Randolph	2012-13 (Mem)
Game	17	Mike Miller	Mem at GS, 2/21/07	26	Lorenzen Wright	Mem vs Dal, 11/4/01
	14	Jason Williams	Mem vs Mil, 12/18/01	25	Zach Randolph	Mem at NY, 2/27/10
	14	Juan Carlos Navarro	Mem at Den, 4/16/08	24	(2) Jonas Valanciunas *	Mem at Ori, 3/22/19
Half	11	Jason Williams	Mem vs Mil, 1/15/05 (2nd)	18	Zach Randolph	Mem vs Det, 11/15/14 (2nd)
Quarter	8	(2) Troy Daniels *	Mem vs OKC, 12/29/16 (4th)	13	Zach Randolph	Mem vs OKC, 12/11/09 (3rd)

OFFENSIVE REBOUNDS				DEFENSIVE REBOUNDS		
Season	330	Zach Randolph	2009-10 (Mem)	620	Zach Randolph	2009-10 (Mem)
	326	Zach Randolph	2010-11 (Mem)	607	Shareef Abdur-Rahim	1999-00 (Van)
	310	Zach Randolph	2012-13 (Mem)	588	Zach Randolph	2010-11 (Mem)
Game	13	Zach Randolph	Mem vs Det, 11/15/14	23	Jonas Valanciunas	Mem at Ori, 3/22/19
	13	Alex Stepheson	Mem at Hou, 3/14/16	18	Shareef Abdur-Rahim	Van at Cha, 11/24/99
	11	Zach Randolph	Mem vs OKC, 12/11/09	18	Shareef Abdur-Rahim	Van at Bos, 11/26/00
Half	11	Zach Randolph	Mem vs Det, 11/15/14 (2nd)	11	(3) Marc Gasol *	Mem at Mil, 3/31/12 (2nd)
Quarter	7	(2) Alex Stepheson *	Mem at Hou, 3/14/16 (4th)	8	(4) Mike Miller *	Mem vs Min, 12/1/07 (1st)

ASSISTS				STEALS		
Season	685	Mike Bibby	2000-01 (Van)	174	Mike Conley	2012-13 (Mem)
	665	Mike Bibby	1999-00 (Van)	144	Mike Conley	2010-11 (Mem)
	631	Jason Williams	2002-03 (Mem)	137	James Posey	2003-04 (Mem)
Game	19	Jason Williams	Mem vs GS, 3/30/02	8	Tony Allen	Mem vs Cle, 4/23/12
	18	Mike Bibby	Van at Sea, 1/12/01	7	(8) Tony Allen *	Mem vs NY, 1/5/15
	18	Mike Bibby	Van at Den, 4/7/01			
Half	12	(3) Jason Williams *	Mem vs GS, 3/30/02 (1st)	7	Greg Anthony	Van vs LAC, 11/30/97 (2nd)
Quarter	10	Mike Conley	Mem at LAC, 11/23/18 (2nd)	4	(10+) Justin Holiday *	Mem vs GS, 3/27/19 (1st)

\* Most recent occurrence



# ALL-TIME INDIVIDUAL RECORDS



## GRIZZLIES INDIVIDUAL SEASON & GAME HIGHS (CONT'D)

TURNOVERS				BLOCKS		
Season	257	Shareef Abdur-Rahim	1997-98 (Van)	169	Pau Gasol	2001-02 (Mem)
	249	Shareef Abdur-Rahim	1999-00 (Van)	163	Roy Rogers	1996-97 (Van)
	248	Mike Bibby	2000-01 (Van)	153	Pau Gasol	2005-06 (Mem)
Game	9	Pau Gasol	Mem at Dal, 2/7/07	8	(4) Marc Gasol *	Mem vs Por, 1/4/13
	8	(10+) Marc Gasol *	Mem vs Atl, 12/15/17			
Half	6	(10+) Marc Gasol *	Mem at Hou, 1/14/19	7	Marc Gasol	Mem vs Por, 1/4/13 (1st)
	5	(7) Marc Gasol *	Mem at Hou, 1/14/19	6	Marc Gasol	Mem vs Por, 1/4/13 (1st)
Quarter						
MINUTES				FIELD GOAL PCT		
Season	3,241	Shareef Abdur-Rahim	2000-01 (Van)	.581	Marc Gasol	2009-10 (Mem)
	3,223	Shareef Abdur-Rahim	1999-00 (Van)	.538	Pau Gasol	2004-07 (Mem)
	3,190	Mike Bibby	2000-01 (Van)	.530	Marc Gasol	2008-09 (Mem)
Game	56	Shareef Abdur-Rahim	Van vs Bos, 2/17/99 (3ot)	1.000	(9) JaMychal Green *	Mem at Den, 11/24/17 (9/9)
	56	Pau Gasol	Mem vs Det, 12/19/05 (2ot)			
	55	Shareef Abdur-Rahim	Van vs Min, 4/14/00 (2ot)	min. 8 FGA		
FREE THROW PCT				3-PT FG PCT		
Season	.879	O.J. Mayo	2008-09 (Mem)	.459	Mike Miller	2013-14 (Mem)
	.873	Brian Cardinal	2004-05 (Mem)	.433	Mike Miller	2004-05 (Mem)
	.865	James Posey	2004-05 (Mem)	.433	Wesley Person	2002-03 (Mem)
Game	1.000	(10+) Joakim Noah *	Mem vs LAC, 2/22/19 (12/12)	1.000	(9) MarShon Brooks *	Mem vs Por, 3/28/18 (5/5)
		min. 10 FTA	min. 5 3FGA			

\*Season leaders meeting NBA league statistical requirements

INTRO

PLAYERS

EXECUTIVE

BASKETBALL  
OPS

BUSINESS  
OPS

MEDIA

COMMUNITY

HISTORY

PLAYOFFS

REVIEW

OPPONENTS

NBA

FEDERATION

AT A GLANCE



# ALL-TIME INDIVIDUAL RECORDS

## GRIZZLIES YEAR-BY-YEAR INDIVIDUAL LEADERS

(Single-season team record holder in bold)

SEASON	SCORING AVERAGE	G	PTS	AVG	SEASON	TOTAL POINTS	PTS
<b>MEMPHIS</b>							
2018-19	Mike Conley	70	1,478	21.1	2018-19	Mike Conley	1,478
2017-18	Marc Gasol	73	1,258	17.2	2017-18	Marc Gasol	1,258
2016-17	Mike Conley	69	1,415	20.5	2016-17	Marc Gasol	1,446
2015-16	Zach Randolph	68	1,040	15.3	2015-16	Zach Randolph	1,040
2014-15	Marc Gasol	81	1,413	17.4	2014-15	Marc Gasol	1,413
2013-14	Zach Randolph	79	1,372	17.4	2013-14	Zach Randolph	1,372
2012-13	Zach Randolph	76	1,169	15.4	2012-13	Zach Randolph	1,169
2011-12	Rudy Gay	65	1,232	19.0	2011-12	Rudy Gay	1,232
2010-11	Zach Randolph	75	1,504	20.1	2010-11	Zach Randolph	1,504
2009-10	Zach Randolph	81	1,681	20.8	2009-10	Zach Randolph	1,681
2008-09	Rudy Gay	79	1,493	18.9	2008-09	Rudy Gay	1,493
2007-08	Rudy Gay	81	1,632	20.1	2007-08	Rudy Gay	1,632
2006-07	Pau Gasol	59	1,226	20.8	2006-07	Mike Miller	1,293
2005-06	Pau Gasol	80	1,628	20.4	2005-06	Pau Gasol	1,628
2004-05	Pau Gasol	56	997	17.8	2004-05	Mike Miller	1,022
2003-04	Pau Gasol	78	1,381	17.7	2003-04	Pau Gasol	1,381
2002-03	Pau Gasol	82	1,555	19.0	2002-03	Pau Gasol	1,555
2001-02	Pau Gasol	82	1,441	17.6	2001-02	Pau Gasol	1,441

<b>VANCOUVER</b>							
2000-01	Shareef Abdur-Rahim	81	1,663	20.5	2000-01	Shareef Abdur-Rahim	1,663
1999-00	Shareef Abdur-Rahim	82	1,663	20.3	1999-00	Shareef Abdur-Rahim	1,663
<b>1998-99</b>	<b>Shareef Abdur-Rahim</b>	<b>80</b>	<b>1,152</b>	<b>23.0</b>	1998-99	Shareef Abdur-Rahim	1,152
1997-98	Shareef Abdur-Rahim	82	1,029	22.3	<b>1997-98</b>	<b>Shareef Abdur-Rahim</b>	<b>1,029</b>
1996-97	Shareef Abdur-Rahim	80	1,494	18.7	1996-97	Shareef Abdur-Rahim	1,494
1995-96	Greg Anthony	69	967	14.0	1995-96	Blue Edwards	1,043

SEASON	REBOUND AVERAGE	G	REBS	AVG	SEASON	TOTAL REBOUNDS	REBS
<b>MEMPHIS</b>							
2018-19	Jaren Jackson Jr.	58	272	4.7	2018-19	Marc Gasol	455
2017-18	Marc Gasol	73	592	8.1	2017-18	Marc Gasol	592
2016-17	Zach Randolph	73	598	8.2	2016-17	Zach Randolph	598
2015-16	Zach Randolph	68	529	7.8	2015-16	Zach Randolph	529
2014-15	Zach Randolph	71	747	10.5	2014-15	Zach Randolph	747
2013-14	Zach Randolph	79	795	10.1	2013-14	Zach Randolph	795
2012-13	Zach Randolph	76	854	11.2	2012-13	Zach Randolph	854
2011-12	Marc Gasol	65	579	8.9	2011-12	Marc Gasol	579
<b>2010-11</b>	<b>Zach Randolph</b>	<b>75</b>	<b>914</b>	<b>12.2</b>	2010-11	Zach Randolph	914
2009-10	Zach Randolph	81	950	11.7	<b>2009-10</b>	<b>Zach Randolph</b>	<b>950</b>
2008-09	Marc Gasol	82	605	7.4	2008-09	Marc Gasol	605
2007-08	Mike Miller	70	467	6.7	2007-08	Rudy Gay	499
2006-07	Pau Gasol	59	581	9.8	2006-07	Pau Gasol	581
2005-06	Pau Gasol	80	713	8.9	2005-06	Pau Gasol	713
2004-05	Lorenzen Wright	80	613	7.7	2004-05	Lorenzen Wright	613
2003-04	Pau Gasol	78	600	7.7	2003-04	Pau Gasol	600
2002-03	Pau Gasol	82	720	8.8	2002-03	Pau Gasol	720
2001-02	Lorenzen Wright	43	405	9.4	2001-02	Pau Gasol	730

<b>VANCOUVER</b>							
2000-01	Shareef Abdur-Rahim	81	735	9.1	2000-01	Shareef Abdur-Rahim	735
1999-00	Shareef Abdur-Rahim	82	825	10.1	1999-00	Shareef Abdur-Rahim	825
1998-99	Shareef Abdur-Rahim	50	374	7.5	1998-99	Shareef Abdur-Rahim	374
1997-98	Bryant Reeves	74	585	7.9	1997-98	Bryant Reeves	585
1996-97	Bryant Reeves	75	610	8.1	1996-97	Bryant Reeves	610
1995-96	Bryant Reeves	77	570	7.4	1995-96	Bryant Reeves	570

SEASON	ASSISTS AVERAGE	G	AST	AVG	SEASON	TOTAL ASSISTS	AST
<b>MEMPHIS</b>							
2018-19	Mike Conley	70	449	6.4	2018-19	Mike Conley	449
2017-18	Marc Gasol	73	305	4.2	2017-18	Marc Gasol	305
2016-17	Mike Conley	69	433	6.3	2016-17	Mike Conley	433
2015-16	Matt Barnes	74	163	2.1	2015-16	Mike Conley	342
2014-15	Mike Conley	70	375	5.4	2014-15	Mike Conley	375
2013-14	Mike Conley	73	441	6.0	2013-14	Mike Conley	441
2012-13	Mike Conley	80	487	6.1	2012-13	Mike Conley	487
2011-12	Mike Conley	62	404	6.5	2011-12	Mike Conley	404
2010-11	Mike Conley	81	528	6.5	2010-11	Mike Conley	528
2009-10	Mike Conley	80	425	5.3	2009-10	Mike Conley	425
2008-09	Mike Conley	82	354	4.3	2008-09	Mike Conley	354
2007-08	Mike Conley	53	222	4.2	2007-08	Kyle Lowry	296
2006-07	Damon Stoudamire	62	299	4.8	2006-07	Chuck Atkins	346
2005-06	Pau Gasol	80	371	4.6	2005-06	Pau Gasol	371
2004-05	Jason Williams	71	399	5.6	2004-05	Jason Williams	399
2003-04	Jason Williams	72	492	6.8	2003-04	Jason Williams	492
2002-03	Jason Williams	76	631	8.3	2002-03	Jason Williams	631
2001-02	Jason Williams	65	519	8.0	2001-02	Jason Williams	519

<b>VANCOUVER</b>							
<b>2000-01</b>	<b>Mike Bibby</b>	<b>82</b>	<b>685</b>	<b>8.4</b>	<b>2000-01</b>	<b>Mike Bibby</b>	<b>685</b>
1999-00	Mike Bibby	82	665	8.1	1999-00	Mike Bibby	665
1998-99	Mike Bibby	50	325	6.5	1998-99	Mike Bibby	325
1997-98	Antonio Daniels	74	334	4.5	1997-98	Lee Mayberry	349
1996-97	Greg Anthony	65	407	6.3	1996-97	Greg Anthony	407
1995-96	Greg Anthony	69	476	6.9	1995-96	Greg Anthony	476

# ALL-TIME INDIVIDUAL RECORDS



## GRIZZLIES YEAR-BY-YEAR INDIVIDUAL LEADERS

(Single-season team record holder in bold)

SEASON	STEALS AVERAGE	G	STLS	AVG	SEASON	TOTAL STEALS	STLS
<b>MEMPHIS</b>							
2018-19	Mike Conley	70	94	1.34	2018-19	Mike Conley	94
2017-18	Mario Chalmers	66	79	1.20	2017-18	Mario Chalmers	79
2016-17	Tony Allen	71	115	1.62	2016-17	Tony Allen	111
2015-16	Tony Allen	64	110	1.72	2015-16	Tony Allen	110
2014-15	Tony Allen	63	129	2.05	2014-15	Tony Allen	129
2013-14	Tony Allen	55	90	1.64	2013-14	Mike Conley	110
2012-13	Mike Conley	80	174	2.18	<b>2012-13</b>	<b>Mike Conley</b>	<b>174</b>
<b>2011-12</b>	<b>Mike Conley</b>	<b>62</b>	<b>136</b>	<b>2.19</b>	2011-12	Mike Conley	136
2010-11	Tony Allen	72	129	1.79	2010-11	Mike Conley	144
2009-10	Rudy Gay	80	118	1.48	2009-10	Rudy Gay	118
2008-09	Rudy Gay	79	98	1.24	2008-09	Rudy Gay	98
2007-08	Rudy Gay	81	111	1.37	2007-08	Rudy Gay	111
2006-07	Tarence Kinsey	48	53	1.10	2006-07	Rudy Gay	71
2005-06	Eddie Jones	75	131	1.75	2005-06	Eddie Jones	131
2004-05	Brian Cardinal	58	88	1.52	2004-05	Shane Battier	91
2003-04	James Posey	137	137	1.67	2003-04	James Posey	137
2002-03	Shane Battier	78	102	1.31	2002-03	Shane Battier	102
2001-02	Jason Williams	65	111	1.71	2001-02	Jason Williams	111

<b>VANCOUVER</b>							
2000-01	Mike Bibby	82	107	1.30	2000-01	Mike Bibby	107
1999-00	Mike Bibby	82	132	1.61	1999-00	Mike Bibby	132
1998-99	Mike Bibby	50	78	1.56	1998-99	Mike Bibby	78
1997-98	Shareef Abdur-Rahim	62	89	1.09	1997-98	Shareef Abdur-Rahim	89
1996-97	Greg Anthony	65	129	1.98	1996-97	Greg Anthony	129
1995-96	Eric Murdock	64	129	2.02	1995-96	Eric Murdock	129

SEASON	BLOCKS AVERAGE	G	BLKS	AVG	SEASON	TOTAL BLOCKS	BLKS
<b>MEMPHIS</b>							
2018-19	Jaren Jackson Jr.	58	82	1.41	2018-19	Jaren Jackson Jr.	82
2017-18	Marc Gasol	73	101	1.38	2017-18	Marc Gasol	101
2016-17	Marc Gasol	74	99	1.34	2016-17	Marc Gasol	99
2015-16	Matt Barnes	74	57	0.75	2015-16	Marc Gasol	70
2014-15	Marc Gasol	81	131	1.62	2014-15	Marc Gasol	131
2013-14	Marc Gasol	55	76	1.29	2013-14	Marc Gasol	76
2012-13	Marc Gasol	80	139	1.74	2012-13	Marc Gasol	139
2011-12	Marc Gasol	65	121	1.86	2011-12	Marc Gasol	121
2010-11	Marc Gasol	81	136	1.68	2010-11	Marc Gasol	136
2009-10	Marc Gasol	69	109	1.58	2009-10	Marc Gasol	109
2008-09	Marc Gasol	82	90	1.10	2008-09	Marc Gasol	90
2007-08	Darko Milicic	70	114	1.63	2007-08	Darko Milicic	114
<b>2006-07</b>	<b>Pau Gasol</b>	<b>59</b>	<b>126</b>	<b>2.14</b>	2006-07	Pau Gasol	123
2005-06	Pau Gasol	80	153	1.91	2005-06	Pau Gasol	153
2004-05	Pau Gasol	56	93	1.66	2004-05	Pau Gasol	93
2003-04	Pau Gasol	78	132	1.69	2003-04	Pau Gasol	132
2002-03	Pau Gasol	82	148	1.80	2002-03	Pau Gasol	148
2001-02	Pau Gasol	82	169	2.06	<b>2001-02</b>	<b>Pau Gasol</b>	<b>169</b>

<b>VANCOUVER</b>							
2000-01	Stromile Swift	80	82	1.03	2000-01	Stromile Swift	82
1999-00	Shareef Abdur-Rahim	82	87	1.06	1999-00	Shareef Abdur-Rahim	87
1998-99	Shareef Abdur-Rahim	50	55	1.10	1998-99	Shareef Abdur-Rahim	55
1997-98	Bryant Reeves	74	80	1.08	1997-98	Bryant Reeves	80
1996-97	Roy Rogers	82	163	1.99	1996-97	Roy Rogers	163
1995-96	Bryant Reeves	77	55	0.71	1995-96	Bryant Reeves	55

SEASON	FIELD GOAL PCT	FGM	ATTS	FG%	SEASON	FIELD GOALS MADE	FGM
<b>MEMPHIS</b>							
2018-19	Jaren Jackson Jr.	298	589	.506	2018-19	Mike Conley	490
2017-18	Tyreke Evans	366	809	.452	2017-18	Marc Gasol	434
2016-17	Mike Conley	464	1,009	.460	2016-17	Marc Gasol	532
2015-16	Zach Randolph	431	907	.475	2015-16	Zach Randolph	431
2014-15	Marc Gasol	530	1,082	.494	2014-15	Marc Gasol	530
2013-14	Marc Gasol	336	711	.473	2013-14	Zach Randolph	560
2012-13	Marc Gasol	429	869	.494	2012-13	Zach Randolph	471
2011-12	Marc Gasol	357	740	.482	2011-12	Rudy Gay	485
2010-11	Marc Gasol	364	691	.527	2010-11	Zach Randolph	598
<b>2009-10</b>	<b>Marc Gasol</b>	<b>378</b>	<b>651</b>	<b>.581</b>	2009-10	Zach Randolph	652
2008-09	Marc Gasol	350	661	.530	2008-09	Rudy Gay	572
2007-08	Mike Miller	414	824	.502	2007-08	Rudy Gay	625
2006-07	Pau Gasol	462	858	.538	2006-07	Mike Miller	465
2005-06	Pau Gasol	600	1,194	.503	2005-06	Pau Gasol	600
2004-05	Pau Gasol	357	695	.514	2004-05	Mike Miller	387
2003-04	Pau Gasol	506	1,049	.482	2003-04	Pau Gasol	506
2002-03	Pau Gasol	569	1,116	.510	2002-03	Pau Gasol	569
2001-02	Pau Gasol	551	1,064	.518	2001-02	Pau Gasol	551

<b>VANCOUVER</b>							
2000-01	Shareef Abdur-Rahim	604	1,280	.472	2000-01	Shareef Abdur-Rahim	604
1999-00	Othella Harrington	420	830	.506	1999-00	Shareef Abdur-Rahim	594
1998-99	Tony Massenburg	189	388	.487	1998-99	Shareef Abdur-Rahim	386
1997-98	Bryant Reeves	492	941	.523	<b>1997-98</b>	<b>Shareef Abdur-Rahim</b>	<b>653</b>
1996-97	Roy Rogers	244	483	.505	1996-97	Shareef Abdur-Rahim	550
1995-96	Bryant Reeves	401	877	.457	1995-96	B.Reeves, B.Edwards	401

INTRO

PLAYERS

EXECUTIVE

BASKETBALL OPS

BUSINESS OPS

MEDIA

COMMUNITY

HISTORY

PLAYOFFS

REVIEW

OPPONENTS

NBA

FEDERATION

AT A GLANCE



# ALL-TIME INDIVIDUAL RECORDS

## GRIZZLIES YEAR-BY-YEAR INDIVIDUAL LEADERS

(Single-season team record holder in bold)

SEASON	FREE THROW PCT	FGM	ATTS	FT%	SEASON	FIELD THROWS MADE	FTM
<b>MEMPHIS</b>							
2018-19	Mike Conley	343	406	.845	2018-19	Mike Conley	343
2017-18	Marc Gasol	281	337	.834	2017-18	Marc Gasol	281
2016-17	Mike Conley	316	368	.859	2016-17	Mike Conley	316
2015-16	Mike Conley	191	229	.834	2015-16	Mario Chalmers	206
2014-15	Mike Conley	214	249	.859	2014-15	Marc Gasol	350
2013-14	Mike Conley	225	276	.815	2013-14	Zach Randolph	250
2012-13	Marc Gasol	268	316	.848	2012-13	Marc Gasol	268
2011-12	Mike Conley	136	158	.861	2011-12	Marc Gasol	237
2010-11	Rudy Gay	194	241	.805	2010-11	Zach Randolph	300
2009-10	O.J. Mayo	212	262	.809	2009-10	Zach Randolph	362
<b>2008-09</b>	<b>O.J. Mayo</b>	<b>247</b>	<b>281</b>	<b>.879</b>	2008-09	Marc Gasol	275
2007-08	Pau Gasol	176	215	.819	2007-08	Rudy Gay	248
2006-07	Chuck Atkins	252	311	.810	2006-07	Pau Gasol/Hakim Warrick	299
2005-06	Mike Miller	168	210	.800	2005-06	Pau Gasol	425
2004-05	Brian Cardinal	158	181	.873	2004-05	Pau Gasol	282
2003-04	James Posey	278	335	.830	2003-04	Pau Gasol	365
2002-03	Pau Gasol	416	565	.736	2002-03	Pau Gasol	416
2001-02	Stromile Swift	217	305	.711	2001-02	Pau Gasol	338

<b>VANCOUVER</b>							
2000-01	Shareef Abdur-Rahim	443	531	.834	2000-01	Shareef Abdur-Rahim	443
1999-00	Michael Dickerson	269	324	.830	1999-00	Shareef Abdur-Rahim	446
1998-99	Shareef Abdur-Rahim	369	439	.841	1998-99	Shareef Abdur-Rahim	369
1997-98	Blue Edwards	180	215	.837	<b>1997-98</b>	<b>Shareef Abdur-Rahim</b>	<b>502</b>
1996-97	Shareef Abdur-Rahim	387	519	.746	1996-97	Shareef Abdur-Rahim	387
1995-96	Byron Scott	203	243	.835	1995-96	Greg Anthony	229

SEASON	3-PT FG PCT	3FG	ATTS	3FG%	SEASON	3-PT FGS MADE	3FG
<b>MEMPHIS</b>							
2018-19	Mike Conley	155	426	.364	2018-19	Mike Conley	155
2017-18	Tyreke Evans	114	286	.399	2017-18	Tyreke Evans	114
2016-17	Mike Conley	171	419	.408	2016-17	Mike Conley	171
2015-16	Matt Barnes	119	370	.322	2015-16	Matt Barnes	119
2014-15	Courtney Lee	90	224	.402	2014-15	Mike Conley	107
<b>2013-14</b>	<b>Mike Miller</b>	<b>107</b>	<b>233</b>	<b>.459</b>	2013-14	Mike Miller	107
2012-13	Quincy Pondexter	60	152	.395	2012-13	Mike Conley	106
2011-12	Mike Conley	60	159	.377	2011-12	O.J. Mayo	100
2010-11	Mike Conley	80	217	.369	2010-11	O.J. Mayo	96
2009-10	Mike Conley	82	212	.387	2009-10	O.J. Mayo	136
2008-09	Mike Conley	88	217	.406	2008-09	O.J. Mayo	145
2007-08	Mike Miller	155	359	.432	2007-08	Juan Carlos Navarro	156
2006-07	Mike Miller	202	498	.406	<b>2006-07</b>	<b>Mike Miller</b>	<b>202</b>
2005-06	Mike Miller	138	339	.407	2005-06	Mike Miller	138
2004-05	Mike Miller	140	323	.433	2004-05	Mike Miller	140
2003-04	James Posey	112	290	.386	2003-04	Jason Williams	120
2002-03	Wesley Person	100	231	.433	2002-03	Jason Williams	143
2001-02	Shane Battier	103	276	.373	2001-02	Jason Williams	127

<b>VANCOUVER</b>							
2000-01	Mike Bibby	108	285	.379	2000-01	Mike Bibby	108
1999-00	Michael Dickerson	119	291	.409	1999-00	Michael Dickerson	119
1998-99	Sam Mack	42	108	.389	1998-99	Sam Mack	42
1997-98	Pete Chilcutt	54	130	.415	1997-98	Sam Mack	110
1996-97	Lee Mayberry	83	221	.376	1996-97	Anthony Peeler	128
1995-96	Chris King	44	113	.389	1995-96	Greg Anthony	90

SEASON	FG ATTEMPTS	FGA	SEASON	FT ATTEMPTS	FTA
<b>MEMPHIS</b>					
2018-19	Mike Conley	1,120	2018-19	Mike Conley	406
2017-18	Marc Gasol	1,033	2017-18	Marc Gasol	337
2016-17	Marc Gasol	1,160	2016-17	Mike Conley	368
2015-16	Zach Randolph	907	2015-16	Mario Chalmers	249
2014-15	Marc Gasol	1,072	2014-15	Marc Gasol	440
2013-14	Zach Randolph	1,198	2013-14	Zach Randolph	337
2012-13	Zach Randolph	1,024	2012-13	Marc Gasol	316
2011-12	Rudy Gay	1,067	2011-12	Marc Gasol	317
2010-11	Zach Randolph	1,188	2010-11	Zach Randolph	396
2009-10	Zach Randolph	1,336	2009-10	Zach Randolph	465
2008-09	O.J. Mayo	1,283	2008-09	Marc Gasol	375
<b>2007-08</b>	<b>Rudy Gay</b>	<b>1,354</b>	2007-08	Kyle Lowry	348
2006-07	Mike Miller	1,010	2006-07	Pau Gasol	400
2005-06	Pau Gasol	1,194	2005-06	Pau Gasol	617
2004-05	Pau Gasol	695	2004-05	Pau Gasol	367
2003-04	Pau Gasol	1,049	2003-04	Pau Gasol	511
2002-03	Pau Gasol	1,116	2002-03	Pau Gasol	565
2001-02	Pau Gasol	1,064	2001-02	Pau Gasol	477

<b>VANCOUVER</b>					
2000-01	Shareef Abdur-Rahim	1,280	2000-01	Shareef Abdur-Rahim	531
1999-00	Shareef Abdur-Rahim	1,277	1999-00	Shareef Abdur-Rahim	551
1998-99	Shareef Abdur-Rahim	893	1998-99	Shareef Abdur-Rahim	439
1997-98	Shareef Abdur-Rahim	1,347	<b>1997-98</b>	<b>Shareef Abdur-Rahim</b>	<b>640</b>
1996-97	Shareef Abdur-Rahim	1,214	1996-97	Shareef Abdur-Rahim	519
1995-96	Blue Edwards	956	1995-96	Bryant Reeves	299

# ALL-TIME INDIVIDUAL RECORDS



## GRIZZLIES YEAR-BY-YEAR INDIVIDUAL LEADERS

(Single-season team record holder in bold)

SEASON	3-PT FG ATTEMPTS	3FGA	SEASON	MINUTES	MIN
<b>MEMPHIS</b>					
2018-19	Mike Conley	426	2018-19	Mike Conley	2,342
2017-18	Marc Gasol	320	2017-18	Marc Gasol	2,408
2016-17	Mike Conley	419	2016-17	Marc Gasol	2,531
2015-16	Matt Barnes	370	2015-16	Matt Barnes	2,190
2014-15	Mike Conley	277	2014-15	Marc Gasol	2,687
2013-14	Mike Conley	291	2013-14	Zach Randolph	2,705
2012-13	Mike Conley	293	2012-13	Marc Gasol	2,796
2011-12	O.J. Mayo	275	2011-12	Rudy Gay	2,422
2010-11	O.J. Mayo	264	2010-11	Mike Conley	2,872
2009-10	O.J. Mayo	355	2009-10	Rudy Gay	3,175
2008-09	O.J. Mayo	378	2008-09	O.J. Mayo	3,120
2007-08	Juan Carlos Navarro	432	2007-08	Rudy Gay	3,000
2006-07	Mike Miller	498	2006-07	Mike Miller	2,740
2005-06	Eddie Jones	374	2005-06	Pau Gasol	3,135
2004-05	Jason Williams	330	2004-05	Shane Battier	2,516
2003-04	Jason Williams	364	2003-04	Pau Gasol	2,458
2002-03	Jason Williams	404	2002-03	Pau Gasol	2,948
2001-02	Jason Williams	430	2001-02	Shane Battier	3,097

<b>VANCOUVER</b>					
2000-01	Mike Bibby	285	2000-01	Shareef Abdur-Rahim	3,241
1999-00	Michael Dickerson	291	1999-00	Shareef Abdur-Rahim	3,223
1998-99	Sam Mack	108	1998-99	Shareef Abdur-Rahim	2,021
1997-98	Sam Mack	269	1997-98	Shareef Abdur-Rahim	2,950
1996-97	Anthony Peeler	343	1996-97	Shareef Abdur-Rahim	2,802
1995-96	Greg Anthony	271	1995-96	Blue Edwards	2,773

SEASON	GAMES	GM	SEASON	GAMES STARTED	GS
<b>MEMPHIS</b>					
2018-19	Mike Conley	70	2018-19	Mike Conley	70
2017-18	Dillon Brooks	82	2017-18	Dillon Brooks	74
2016-17	JaMychal Green	77	2016-17	JaMychal Green	75
2015-16	JaMychal Green	78	2015-16	Tony Allen	57
2014-15	M. Gasol, K. Koufos	81	2014-15	Marc Gasol	81
2013-14	Mike Miller	82	2013-14	Zach Randolph	79
2012-13	J. Bayless, M. Conley, M. Gasol	80	2012-13	Mike Conley, Marc Gasol	80
2011-12	O.J. Mayo	66	2011-12	Marc Gasol, Rudy Gay	65
2010-11	Mike Conley, Marc Gasol	81	2010-11	Mike Conley, Marc Gasol	81
2009-10	O.J. Mayo	82	2009-10	O.J. Mayo	82
2008-09	Four players tied	82	2008-09	O.J. Mayo	82
2007-08	K. Lowry, J. Carlos Navarro	82	2007-08	Rudy Gay	81
2006-07	Hakim Warrick	82	2006-07	Mike Miller	69
2005-06	Shane Battier	81	2005-06	Shane Battier	81
2004-05	S. Battier, E. Watson, L. Wright	80	2004-05	Lorenzen Wright	77
2003-04	James Posey, Bo Outlaw	82	2003-04	James Posey	82
2002-03	Pau Gasol	82	2002-03	Pau Gasol	82
2001-02	Pau Gasol	82	2001-02	Pau Gasol	79

<b>VANCOUVER</b>					
2000-01	Mike Bibby	82	2000-01	Mike Bibby	82
1999-00	Four players tied with	82	1999-00	Four players tied with	82
1998-99	S. Abdur-Rahim, M. Bibby	50	1998-99	S. Abdur-Rahim, M. Bibby	50
1997-98	S. Abdur-Rahim, P. Chilcutt, G. Lynch	82	1997-98	Shareef Abdur-Rahim	82
1996-97	Roy Rogers	82	1996-97	Bryant Reeves	75
1995-96	Blue Edwards	82	1995-96	Blue Edwards	82

INTRO

PLAYERS

EXECUTIVE

BASKETBALL OPS

BUSINESS OPS

MEDIA

COMMUNITY

HISTORY

PLAYOFFS

REVIEW

OPPONENTS

NBA

FEDERFORUM

AT A GLANCE





# ALL-TIME INDIVIDUAL RECORDS

## GRIZZLIES ALL-TIME TOP INDIVIDUAL SINGLE-GAME PERFORMANCES

GRIZZLIES	Game	Date	OPPONENTS	Game	Date
<b>POINTS</b>	45 Mike Miller	Mem at GS 2/21/07	60 Kobe Bryant	LAL at Mem 3/22/07	
44 Pau Gasol	Mem vs Sea 3/28/06	57 James Harden	Hou vs Mem 1/14/19		
43 Pau Gasol	Mem at GS 1/11/08	57 James Harden	Hou at Mem 3/20/19		
42 Marc Gasol	Mem vs Tor 1/25/17	56 Kobe Bryant	LAL vs Mem 1/14/02		
41 Bryant Reeves	Van at Bos 1/15/98	53 Kobe Bryant	LAL vs Mem 3/28/08		
41 Mike Miller	Mem vs Den 3/17/06	51 LeBron James	Cle at Mem 1/15/08		
41 Rudy Gay	Mem at Mia 12/13/09	50 Jamal Mashburn	N0 vs Mem 2/21/03		
40 Anthony Peeler	Van at NJ 2/4/97	48 Kevin Martin	Sac vs Mem 11/2/09		
40 Michael Dickerson	Van at LAC 2/10/00	48 Devin Booker	Pho at Mem 3/30/19		
40 O.J. Mayo	Mem at Den 11/1/09	47 John Wall	Was vs Mem 3/25/13		
40 Mike Conley	Mem vs Por 3/5/19	46 (3) Kemba Walker *	Cha vs Mem 3/22/18		
<b>REBOUNDS</b>	26 Lorenzen Wright	Mem vs Dal 11/4/01	26 Enes Kenter	NY at Mem 11/25/18	
25 Zach Randolph	Mem at NY 2/27/10	24 Rudy Gobert	Uta at Mem 3/3/15		
24 Zach Randolph	Mem vs Den 12/20/09	23 Patrick Ewing	NY at Van 1/20/96		
24 Jonas Valanciunas	Mem at Ori 3/22/19	23 Elton Brand	LAC at Mem 2/25/02		
22 Shareef Abdur-Rahim	Van vs Dal 2/6/00	23 Dwight Howard	Ori at Mem 11/20/06		
22 Shareef Abdur-Rahim	Van at GS 4/18/01	23 Tyson Chandler	NOK at Mem 2/13/07		
22 Zach Randolph	Mem vs Det 11/15/14	23 Karl-Anthony Towns	Min at Mem 3/23/19		
<b>ASSISTS</b>	19 Jason Williams	Mem vs GS 3/30/02	23 Nick Van Exel	LAL at Van 1/5/97	
18 Mike Bibby	Van at Sea 1/12/01	21 Deron Williams	Uta vs Mem 1/24/07		
18 Mike Bibby	Van at Den 4/7/01	20 Avery Johnson	SA vs Van 12/17/97		
18 Mike Bibby	Van vs Hou 4/14/01	20 Reggie Jackson	Det vs Mem 3/17/15		
<b>FGS MADE</b>	18 Bryant Reeves	Van at Pho 4/19/97	21 Kobe Bryant	LAL vs Mem 1/14/02	
17 Michael Dickerson	Van at LAC 2/10/00	20 Kobe Bryant	LAL at Mem 3/22/07		
17 Pau Gasol	Mem vs Sea 3/28/06	19 Tim Duncan	SA vs Van 4/1/99		
17 Pau Gasol	Mem vs LAL 3/22/07	19 Kobe Bryant	LAL vs Mem 3/28/08		
17 Pau Gasol	Mem at GS 1/11/08	19 Kobe Bryant	LAL vs Mem 11/6/09		
17 O.J. Mayo	Mem at Den 11/1/09				
<b>3FGS MADE</b>	9 Mike Miller	Mem vs GS 1/3/07	10 Chandler Parsons	Hou vs Mem 1/24/14	
9 Mike Miller	Mem at GS 2/21/07	10 Stephen Curry	GS vs Mem 4/13/16		
8 Sam Mack	Van vs Dal 2/14/99	10 Stephen Curry	GS vs Mem 12/30/17		
8 Juan Carlos Navarro	Mem vs NO 11/16/07	10 Kemba Walker	Cha vs Mem 3/22/18		
8 Mike Miller	Mem at Min 4/6/08				
8 C.J. Miles	Mem at Atl 3/13/19				
8 Jevon Carter	Mem vs GS 4/10/19				
<b>FTS MADE</b>	16 Shareef Abdur-Rahim	Van vs LAC 2/10/99	22 James Harden	Hou vs Mem 12/26/13	
16 Shareef Abdur-Rahim	Van vs LAL 2/23/99	21 James Harden	Hou vs Mem 12/31/18		
16 Marc Gasol	Mem at NOP 12/1/16	19 John Wall	Was vs Mem 3/25/13		
16 Marc Gasol	Mem vs GS 10/21/17	19 John Wall	Was vs Mem 3/25/13		
<b>STEALS</b>	8 Tony Allen	Mem vs Cle 4/23/12	10 Draymond Green	GS at Mem 2/10/17	
		8 Ron Artest	Chi vs Van 2/24/01		
		8 Rajon Rondo	Bos vs Mem 3/23/11		
<b>BLOCKS</b>	8 Stromile Swift	Mem vs Phi 11/20/02	10 Hakeem Olajuwon	Hou at Van 12/13/95	
8 Pau Gasol	Mem vs Pho 2/20/04	9 (6) Anthony Davis *	NOP vs Mem 12/1/16		
8 Pau Gasol	Mem vs Sac 1/29/07				
8 Marc Gasol	Mem vs Por 1/4/13				
<b>SCORING OFF BENCH</b>	41 Mike Miller	Mem vs Den 3/17/06	40 Lou Williams	LAL at Mem 12/3/16	
33 Lance Stephenson	Mem vs NOP 3/11/16	40 Lou Williams	LAC at Mem 1/26/18		
33 C.J. Miles	Mem at Atl 3/13/19	36 Lou Williams	LAC at Mem 12/23/17		
32 Mike Miller	Mem at Hou 12/31/06	35 J.R. Smith	NY vs Mem 3/27/13		
32 Tyreke Evans	Mem vs Ori 11/1/17	34 Corey Maggette	LAC at Mem 1/3/03		
32 Jevon Carter	Mem vs GS 4/10/19	33 Lou Williams	LAC vs Mem 1/2/18		
		32 Chuck Person	SA at Van 12/30/97		

\* Most recent occurrence

# ALL-TIME INDIVIDUAL RECORDS



## GRIZZLIES CAREER LEADERS THROUGH THE 2018-19 SEASON

GAMES		POINTS		REBOUNDS		ASSISTS	
Mike Conley	788	Mike Conley	11,733	Marc Gasol	5,942	Mike Conley	4,509
Marc Gasol	769	Marc Gasol	11,684	Zach Randolph	5,612	Marc Gasol	2,391
Zach Randolph	551	Zach Randolph	9,261	Pau Gasol	4,096	Jason Williams	2,069
Rudy Gay	479	Pau Gasol	8,966	Shareef Abdur-Rahim	3,070	Mike Bibby	1,675
Pau Gasol	476	Rudy Gay	8,562	Rudy Gay	2,758	Pau Gasol	1,473
Tony Allen	462	Shareef Abdur-Rahim	7,801	Bryant Reeves	2,745	Mike Miller	1,351
Mike Miller	453	Mike Miller	5,982	Lorenzen Wright	2,386	Zach Randolph	1,085
Stromile Swift	441	Bryant Reeves	4,945	Stromile Swift	2,128	Shareef Abdur-Rahim	1,081
Shane Battier	419	O.J. Mayo	4,584	Mike Conley	2,088	Earl Watson	986
Bryant Reeves	395	Shane Battier	4,275	Mike Miller	2,020	Rudy Gay	954

GAMES STARTED	SCORING AVERAGE		REBOUND AVERAGE		ASSIST AVERAGE		
Marc Gasol	762	Shareef Abdur-Rahim	20.8	Zach Randolph	10.2	Mike Bibby	7.8
Mike Conley	758	Pau Gasol	18.8	Pau Gasol	8.6	Jason Williams	7.0
Pau Gasol	470	Rudy Gay	17.9	Shareef Abdur-Rahim	8.2	Greg Anthony	6.6
Zach Randolph	446	Zach Randolph	16.8	Marc Gasol	7.7	Mike Conley	5.7
Rudy Gay	443	Michael Dickerson	16.7	Lorenzen Wright	7.1	Brevin Knight	5.0
Shareef Abdur-Rahim	366	O.J. Mayo	15.2	Bryant Reeves	6.9	Damon Stoudamire	4.6
Tony Allen	359	Mike Bibby	14.7	Othella Harrington	6.8	Lee Mayberry	4.2
Bryant Reeves	341	Marc Gasol	15.2	JaMychal Green	6.2	Earl Watson	4.1
Mike Miller	281	Mike Conley	14.9	Rudy Gay	5.8	Chucky Atkins	4.0
Shane Battier	279	Mike Miller	13.2	Marreese Speights	5.6	Kyle Lowry	3.6
		min: 100 games		min: 100 games		min: 100 games	

FIELD GOALS MADE		FIELD GOAL ATTS		FREE THROWS MADE		FREE THROW ATTS	
Marc Gasol	4,341	Mike Conley	9,484	Marc Gasol	2,701	Marc Gasol	3,474
Mike Conley	4,182	Marc Gasol	8,978	Pau Gasol	2,301	Pau Gasol	3,152
Zach Randolph	3,731	Zach Randolph	7,834	Mike Conley	2,283	Mike Conley	2,788
Pau Gasol	3,324	Rudy Gay	7,289	Shareef Abdur-Rahim	2,147	Shareef Abdur-Rahim	2,680
Rudy Gay	3,293	Pau Gasol	6,533	Zach Randolph	1,736	Zach Randolph	2,293

MINUTES	FIELD GOAL PCT		3-PT FG PCT		FREE THROW PCT		
Marc Gasol	25,917	Pau Gasol	.509	Mike Miller	.420	Courtney Lee	.862
Mike Conley	25,700	Hakim Warrick	.500	Wesley Person	.405	Brian Cardinal	.847
Zach Randolph	17,928	Othella Harrington	.493	Sam Mack	.403	James Posey	.839
Rudy Gay	17,338	Marc Gasol	.483	Tyreke Evans	.399	Mario Chalmers	.837
Pau Gasol	16,904	JaMychal Green	.478	Pete Chilcutt	.393	Byron Scott	.835
		min: 500 FGM		min: 50 3FGM		min: 200 FTM	

3-PT FG MADE		3-PT FG ATTS		OFFENSIVE REBS		DEFENSIVE REBS	
Mike Conley	1,086	Mike Conley	2,894	Zach Randolph	1,895	Marc Gasol	4,624
Mike Miller	844	Mike Miller	2,011	Marc Gasol	1,318	Zach Randolph	3,717
Jason Williams	500	Jason Williams	1,543	Pau Gasol	1,200	Pau Gasol	2,896
Rudy Gay	488	Rudy Gay	1,420	Shareef Abdur-Rahim	950	Shareef Abdur-Rahim	2,120
O.J. Mayo	477	O.J. Mayo	1,272	Bryant Reeves	856	Rudy Gay	2,033

STEALS	STEALS PER GAME		BLOCKS		BLOCKS PER GAME		
Mike Conley	1,161	Greg Anthony	1.83	Marc Gasol	1,135	Pau Gasol	1.84
Tony Allen	796	Tony Allen	1.72	Pau Gasol	877	Marc Gasol	1.48
Marc Gasol	708	Mike Bibby	1.48	Stromile Swift	607	Stromile Swift	1.38
Rudy Gay	640	Mike Conley	1.47	Shane Battier	428	Danko Milicic	1.26
Shane Battier	523	Eddie Jones	1.47	Rudy Gay	420	Shane Battier	1.02
		min: 100 games				min: 100 games	

MINUTES PER GAME		TURNOVERS		PERSONAL FOULS		DISQUALIFICATIONS	
Shareef Abdur-Rahim	38.0	Marc Gasol	1,607	Marc Gasol	2,252	Bryant Reeves	27
Mike Bibby	37.9	Mike Conley	1,586	Mike Conley	1,548	Marc Gasol	19
Michael Dickerson	36.6	Pau Gasol	1,238	Bryant Reeves	1,365	Rudy Gay	14
Rudy Gay	36.2	Shareef Abdur-Rahim	1,148	Zach Randolph	1,305	Mike Miller	13
Pau Gasol	35.5	Rudy Gay	1,102	Rudy Gay	1,200	S. Swift / L. Wright	12
min. 100 games							

INTRO

PLAYERS

EXECUTIVE

BASKETBALL OPS

BUSINESS OPS

MEDIA

COMMUNITY

HISTORY

PLAYOFFS

REVIEW

OPPONENTS

NBA

FEDERATION

AT A GLANCE



# ALL-TIME INDIVIDUAL RECORDS

## GRIZZLIES ROOKIE RECORDS

CATEGORY		PLAYER	SEASON
Scoring, Total Points	1,516	O.J. Mayo	2008-09 (Mem)
Scoring, Average	18.7	Shareef Abdur-Rahim	1996-97 (Van)
Total Rebounds	730	Pau Gasol	2001-02 (Mem)
Offensive Rebounds	238	Pau Gasol	2001-02 (Mem)
Defensive Rebounds	492	Pau Gasol	2001-02 (Mem)
Rebounds Average	8.9	Pau Gasol	2001-02 (Mem)
Total Assists	334	Antonio Daniels	1997-98 (Van)
Assist Average	6.5	Mike Bibby	1998-99 (Van)
Total Steals	121	Shane Battier	2001-02 (Mem)
Steals Average	1.56	Mike Bibby	1998-99 (Van)
Total Blocks	169	Pau Gasol	2001-02 (Mem)
Blocks Average	2.06	Pau Gasol	2001-02 (Mem)
Field Goal %	.530	Marc Gasol	2008-09 (Mem)
Field Goals Made	562	O.J. Mayo	2008-09 (Mem)
Field Goal Attempts	1,283	O.J. Mayo	2008-09 (Mem)
3-Pt Field Goal %	.384	O.J. Mayo	2008-09 (Mem)
3-Pt Field Goals Made	156	Juan Carlos Navarro	2007-08 (Mem)
3-Pt Field Goal Attempts	432	Juan Carlos Navarro	2007-08 (Mem)
Free Throw %	.879	O.J. Mayo	2008-09 (Mem)
Free Throws Made	387	Shareef Abdur-Rahim	1996-97 (Van)
Free Throw Attempts	519	Shareef Abdur-Rahim	1996-97 (Van)
Games Played	82	P. Gasol / J. Carlos Navarro / O.J. Mayo / M. Gasol/ D. Brooks	2001-02 / 2007-08 / (2) 2008-09 / 2017-18 (All Mem)
Games Started	82	O.J. Mayo	2008-09 (Mem)
Minutes Played	3,120	O.J. Mayo	2008-09 (Mem)

## SINGLE GAME

		PLAYER	DATE / OPPONENT
Most Points	37	Shareef Abdur-Rahim	Van vs Sac, 1/11/97
Most Rebounds	18	Bryant Reeves	Van vs OrL, 3/15/96
Most Assists	12	(2) Mike Bibby *	Van vs Min, 3/4/99
Most Steals	5	(8) Myke Henry*	Mem vs Den, 3/2/18
Most Blocks	7	(4) Jaren Jackson Jr. *	Mem vs NY, 11/25/18
Most Three-Pointers Made	8	(2) Jevon Carter *	Mem vs S, 4/10/19

## MISCELLANEOUS INDIVIDUAL RECORDS

MOST CONSECUTIVE		PLAYER	DATES
Games played	228	Shareef Abdur-Rahim	4/6/97 to 11/16/00
Games started	228	Shareef Abdur-Rahim	4/6/97 to 11/16/00
Grizzlies points scored, one game *	22	Shareef Abdur-Rahim	12/1/00 (over a 12:32 span)
Field goals made	15	Marc Gasol	11/14/09 (8/8) to 11/18/09 (first 7 att.)
Field goals made, one game	12	Tony Allen	3/22/16 at LAL
3-Point field goals made	9	Mike Bibby	1/7/00 (last 3 att.) to 1/10/00 (6/6)
	9	Mike Miller	12/7/04 (4/4), 12/8/04 (2/2) to 12/10/04 (first 3 att.)
Free throws made	40	Jeff Green	11/11/15 to 11/29/15

# Note Shareef Abdur-Rahim scored all 20 Grizzlies points in the 4th quarter vs. Indiana on 12/1/00.

MOST CONSECUTIVE APPEARANCES WITH...		PLAYER	DATES
At least one point, current	476	Pau Gasol	11/1/01 to 1/28/08
Double-double	14	Zach Randolph *	1/4/11 to 1/29/11
10 points or more	110	Shareef Abdur-Rahim	2/24/00 to 4/18/01
20 points or more	14	Shareef Abdur-Rahim	12/17/97 to 1/13/98
30 points or more	3	(3) Marc Gasol *	1/21/17 to 1/27/17
10 rebounds or more	18	Zach Randolph	12/9/14 to 1/31/15
	14	Zach Randolph	1/4/11 to 1/29/11
10 assists or more	4	(3) Jason Williams *	3/19/03 to 3/24/03
At least one 3FGM	31	Tyreke Evans	12/2/17 to 3/22/18

\* Most recent occurrence

# ALL-TIME INDIVIDUAL RECORDS



## MISCELLANEOUS INDIVIDUAL RECORDS

### MOST POINTS, REBOUNDS OR ASSISTS IN CONSECUTIVE GAMES

		PLAYER	DATES
<b>Most points</b>	- 2 consecutive games	77 Pau Gasol	3/26/06 to 3/28/06
	- 3 consecutive games	113 Pau Gasol	3/24/06 to 3/28/06
	- 5 consecutive games	162 Marc Gasol	1/18/17 to 1/27/17
	- 10 consecutive games	277 Marc Gasol	1/15/17 to 2/3/17
<b>Most rebounds</b>	- 2 consecutive games	42 Zach Randolph	12/20/09 to 12/22/09
	- 3 consecutive games	58 Zach Randolph	12/18/09 to 12/22/09
	- 5 consecutive games	91 Zach Randolph	12/18/09 to 12/28/09
	- 10 consecutive games	147 Zach Randolph	12/8/09 to 12/28/09
<b>Most assists</b>	- 2 consecutive games	34 Mike Bibby	1/12/01 to 1/13/01
	- 3 consecutive games	43 Mike Bibby	1/9/01 to 1/13/01
	- 5 consecutive games	64 Mike Bibby	(2) 1/7/01 to 1/15/01
		64 Jason Williams	3/19/03 to 3/26/03
	- 10 consecutive games	114 Mike Bibby	12/29/00 to 1/17/01
		114 Jason Williams	3/8/03 to 3/24/03

## SPECIAL ACHIEVEMENTS

TRIPLE DOUBLES	OPPONENT	DATE	THE NUMBERS
Blue Edwards	Van vs Dal	3/1/96	15 points, 13 rebounds, 11 assists
Shareef Abdur-Rahim	Van at Pho	4/19/97	26 points, 10 rebounds, 10 assists
Mike Bibby	Van vs Dal	4/2/00	14 points, 11 rebounds, 11 assists
Mike Miller	Mem vs Sac	1/10/06	21 points, 10 rebounds, 10 assists
Pau Gasol	Mem at Sea	3/8/06	21 points, 12 rebounds, 12 assists
Pau Gasol	Mem at Uta	1/24/07	17 points, 13 rebounds, 12 assists
Marc Gasol	Mem vs Hou	11/20/15	16 points, 11 rebounds, 11 assists
Matt Barnes	Mem vs NOP	3/11/16	26 points, 11 rebounds, 10 assists
Zach Randolph	Mem vs LAC	3/19/16	28 points, 11 rebounds, 10 assists
Marc Gasol	Mem at NOP	12/5/16	28 points, 11 rebounds, 10 assists
Marc Gasol	Mem at Atl	3/16/17	18 points, 10 rebounds, 10 assists
Marc Gasol	Mem vs LAC	1/26/18	13 points, 12 rebounds, 10 assists
Kyle Anderson	Mem vs Brk	1/4/19	11 points, 11 rebounds, 10 assists
Marc Gasol	Mem vs Cha	1/23/19	22 points, 17 rebounds, 10 assists
DeJon Wright	Mem at Dal	4/5/19	26 points, 10 rebounds, 14 assists
DeJon Wright	Mem vs GS	4/10/19	13 points, 11 rebounds, 11 assists

### PLAYER FOUR-POINT PLAYS MOST RECENT

Mike Conley	7	3/5/19 vs Por
Shane Battier	3	11/10/03 vs LAL
Troy Daniels	3	2/8/17 vs Pho
Mike Miller	2	12/14/07 vs LAC
Dillon Brooks	2	4/11/18 at OKC
Jaren Jackson Jr.	2	2/9/19 vs NO
Greg Anthony	1	3/8/96 vs Ind
Byron Scott	1	3/15/96 vs Orl
Anthony Peller	1	11/3/96 vs GS
Dennis Scott	1	12/13/99 vs Sac
Will Solomon	1	1/19/02 vs Orl
Wesley Person	1	12/20/02 vs Mil
Pau Gasol	1	1/11/05 vs Ind
Bobby Jackson	1	2/4/06 at Mil
Quincy Pondexter	1	3/1/13 at Mia
Tyrece Evans	1	12/8/17 vs Tor
Mario Chalmers	1	4/11/18 at OKC
Justin Holiday	1	3/22/19 at Orl

### PERFECT FROM FIELD OPPONENT DATE THE NUMBERS

Stromile Swift	Mem vs Chi	3/12/03	8-of-8 FG
Lorenzen Wright	Mem at NJ	3/24/05	8-of-8 FG
Marc Gasol	Mem vs Min	11/14/09	8-of-8 FG
Tony Allen	Mem at Min	1/4/12	8-of-8 FG
Tayshaun Prince	Mem vs Min	2/10/13	8-of-8 FG
Mike Conley	Mem vs Mia	12/7/14	8-of-8 FG
Tony Allen	Mem at LAL	3/22/16	12-of-12 FG
Vince Carter	Mem vs Mil	3/13/17	8-of-8 FG
JaMychal Green	Mem at Den	11/24/17	9-of-9 FG

min. 8 attempts

INTRO

PLAYERS

EXECUTIVE

BASKETBALL OPS

BUSINESS OPS

MEDIA

COMMUNITY

HISTORY

PLAYOFFS

REVIEW

OPPONENTS

NBA

FEDERATION

AT A GLANCE



# ALL-TIME ROSTER

## GRIZZLIES ALL-TIME ROSTER

Player	Seasons	Gm	Gs	Player	Seasons	Gm	Gs
Abdul-Rauf, Mahmoud	2000-01	41	0	Gasol, Marc	2008-09 to 2018-19	769	762
Abdur-Rahim, Shareef	1996-97 to 2000-01	375	366	Gasol, Pau	2001-02 to 2007-08	476	470
Adams, Jordan	2014-15 to 2015-16	32	0	Gattison, Kenny	1995-96	25	14
Allen, Tony	2010-11 to 2016-17	462	359	Gay, Rudy	2006-07 to 2012-13	479	443
Amaya, Ashraf	1995-96	54	34	Gilder, Trey	2009-10	2	0
Andersen, Chris	2015-16	20	14	Gill, Eddie	2001-02	23	5
Anderson, Kyle	2018-19	43	40	Gricek, Gordon	2002-03	49	35
Anderson, Nick	2001-02	15	0	Gooden, Drew	2002-03	51	29
Anthony, Greg	1995-96 to 1996-97	134	112	Green, JaMychal	2014-15 to 2018-19	230	145
Archibald, Robert	2002-03	12	0	Green, Jeff	2014-15 to 2015-16	98	68
Arenas, Gilbert	2011-12	17	0	Greene, Donté*	2012-13	0	0
Arthur, Darrell	2008-09 to 2012-13	247	77	Haddadi, Hamed	2008-09 to 2013-13	134	0
Atkins, Chucky	2005-06 to 2006-07	118	62	Hairston, P.J.	2015-16	18	9
Austin, Isaac	2000-01 to 2001-02	73	24	Hannahs, Dusty	2018-19	2	0
Avent, Anthony	1995-96	71	32	Harrington, Joni	2006-07	29	8
Baldwin IV, Wade	2016-17	33	1	Harrington, Othello	1999-00 to 2000-01	126	122
Barnes, Matt	2015-16	76	45	Harrison, Andrew	2016-17 to 2018-19	129	64
Batiste, Mike	2002-03	75	2	Harvey, Antonio	1995-96	18	6
Battier, Shane	2001-02 to 2005-06, 2010-11	419	279	Henry, Myke	2017-18	20	0
Bayless, Jerryd	2012-13 to 2013-14	11	9	Henry, Xavier	2010-11	38	16
Bell, Troy	2003-04	6	0	Henderson, J.R.	1998-99	30	0
Benjamin, Benoit	1995-96	13	13	Herrera, Carl	1998-99	4	0
Bibby, Mike	1998-99 to 2000-01	214	214	Holiday, Justin	2018-19	44	39
Bradley, Avery	2018-19	14	14	Hollins, Ryan	2015-16	32	9
Brewer, Ronnie	2009-10	5	0	Hudson, Lester	2009-10, 2011-12	12	0
Brooks, Dillon	2017-18	82	74	Humphrey, Ryan	2003-04 to 2004-05	50	0
Brooks, MarShon	2017-18 to 2018-19	36	1	Hunter, Steven	2009-10	21	0
Brown, Andre	2007-08	33	1	Hunter, Vince	2017-18	4	0
Brown, Kwame	2007-08	15	1	Hurley, Bobby	1997-98	27	0
Brown, Marcus*	1997-98	0	0	Iverson, Allen	2009-10	3	0
Buckner, Greg	2008-09	63	0	Jackson, Bobby	2005-06	71	15
Buford, Rodney	2001-02	63	21	Jackson Jr., Jaren	2018-19	58	56
Burks, Antonio	2004-05 to 2005-06	81	1	Jacobsen, Casey	2007-08	53	0
Caboclo, Bruno	2018-19	34	19	Jaric, Marko	2008-09 to 2009-10	53	0
Calathes, Nick	2013-14 to 2014-15	129	7	Johnson, Alexander	2006-07	59	19
Cardinal, Brian	2004-05 to 2007-08	159	18	Johnson, Brice	2017-18	9	0
Carney, Rodney	2010-11	2	0	Johnson, Chris	2012-13	8	0
Carr, Antoine	1999-00	21	0	Johnson, James	2013-14	52	4
Carroll, DeMarre	2009-10 to 2010-11	78	1	Johnson, Omari	2017-18	4	0
Carter, Jevon	2018-19	39	3	Jones, Bobby	2007-08	9	2
Carter, Vince	2014-15 to 2015-16	126	4	Jones, Dahntay	2003-04 to 2006-07	221	36
Casspi, Omri	2018-19	36	0	Jones, Eddie	2005-06 to 2006-07	104	89
Chalmers, Mario	2015-16, 2017-18	121	17	King, Chris	1995-96	80	66
Chilcutt, Pete	1996-97 to 1998-99	182	1	Kinsey, Tarence	2006-07 to 2007-08	59	12
Collins, Jason	2007-08	31	3	Knight, Brevin	2001-02 to 2002-03	108	15
Conley, Mike	2007-08 to 2018-19	788	758	Koufos, Kosta	2013-14 to 2014-15	161	25
Conroy, Will	2006-07	3	0	Law, Acie	2010-11	11	0
Cotton, Bryce	2015-16	5	0	Leckner, Eric	1996-97	19	1
Crittendon, Javaris	2007-08 to 2008-09	35	0	Lee, Courtney	2013-14 to 2015-16	177	158
Cunningham, Dante	2011-12	64	5	Leuer, Jon	2012-13 to 2014-15	131	6
Curry, Seth	2013-14	1	0	Long, Grant	1999-00 to 2001-02	174	84
Daniels, Antonio	1997-98	74	50	Lopez, Felipe	1998-99 to 1999-00	112	32
Daniels, Troy	2016-17	67	3	Lowry, Kyle	2006-07 to 2008-09	141	30
Davis, DeYonta	2016-17 to 2017-18	98	6	Lucas, Kalin	2014-15	1	0
Davis, Ed	2012-13 to 2013-14	99	8	Lynch, George	1996-97 to 1997-98	123	27
Davis, Josh	2011-12	15	0	Mack, Sam	1997-98 to 1998-99	76	69
Daye, Austin	2012-13	31	0	Mack, Shelvin	2018-19	53	3
Dehere, Terry	1998-99	22	0	Manning, Rich	1995-96 to 1996-97	45	1
Dickerson, Michael	1999-00 to 2002-03	162	156	Martin, Cuonzo	1995-96	4	0
Doolling, Keyon	2012-13	7	0	Martin, Darrick	1995-96	24	0
Dorsey, Tyler	2018-19	21	11	Martin, Jarell	2015-16 to 2017-18	142	39
Douglas, Toney	2016-17	24	0	Massenburg, Tony	1997-98 to 1998-99;		
Edwards, Blue	1995-96 to 1997-98	224	114		2000-01 to 2001-02	229	99
Edwards, Doug	1995-96	31	0	Mayberry, Lee	1996-97 to 1998-99	168	70
Edwards, Kevin	2000-01	46	5	Mayo, O.J.	2008-09 to 2011-12	301	181
Ekezie, Obinna	1999-00	39	0	McCallum, Ray	2015-16	10	3
Ellington, Wayne	2012-13	40	4	McKie, Aaron*	2007-08	0	0
Emmett, Andre	2004-05	8	0	McLemore, Ben	2017-18	56	17
Ennis III, James	2015-16, 2016-17 to 2017-18	119	42	Mihm, Chris*	2008-09	0	0
Evans, Tyreke	2017-18	52	32	Miles, C.J.	2018-19	13	0
Farmer, Jordan	2015-16	12	10	Miles, Darius	2008-09	34	0
Fontaine, Isaac	2001-02	6	0	Milicic, Darko	2007-08 to 2008-09	131	79
Fotsis, Antonis	2001-02	28	1	Miller, Mike	2002-03 to 2007-08, 2013-14	453	281
Foye, Adonal	2008-09	1	0	Mobley, Eric	1995-96 to 1996-97	62	9
Francis, Steve*	2008-09	0	0	Morris, Darius	2013-14	5	0
Franklin, Jamaal	2013-14	21	0	Moten, Lawrence	1995-96 to 1996-97	111	21





## GRIZZLIES ALL-TIME ROSTER (CONTINUED)

Player	Seasons	Gm	Gs	Player	Seasons	Gm	Gs
Muller, Dan*	1998-99	0	0	Solomon, Will	2001-02	62	4
Munford, Xavier	2015-16	14	0	Speights, Marreese	2011-12	60	54
Murdock, Eric	1995-96	64	14	Stephens, D.J.	2018-19	1	0
Navarro, Juan Carlos	2007-08	82	30	Stephens, Joe	1999-00	13	0
N'diaye, Makhtar	1998-99	4	0	Stephenson, Lance	2015-16	26	3
Newbill, Ivano	1997-98	28	2	Stepheson, Alex	2015-16	4	0
Noah, Joakim	2018-19	42	1	Stokes, Jarnell	2014-15 to 2015-16, 2018-19*	21	2
Norris, Moochie	1996-97	8	0	Stoudamire, Damon	2005-06 to 2007-08	118	107
Outlaw, Bo	2003-04	82	1	Strickland, Erick	2000-01	22	0
Owens, Chris	2002-03	1	0	Swift, Stromile	2000-01 to 2004-05; 2006-07 to 2007-08	441	92
Padgett, Scott	2006-07	7	0	Teague, Marquis	2017-18	3	0
Palacio, Milt	1999-00	53	0	Temple, Garrett	2018-19	49	49
Pargo, Jeremy	2011-12	44	5	Thabeet, Hasheem	2009-10 to 2010-11	113	13
Parks, Cherokee	1998-99 to 1999-00	104	55	Thomas, John	2005-06	3	0
Parsons, Chandler	2016-17 to 2018-19	95	45	Thomas, Tyrus	2014-15	2	0
Peeler, Anthony	1996-97 to 1997-98	80	65	Thorpe, Otis	1997-98	47	46
Perry, Elliot	2001-02	2	0	Tinsley, Jamaal	2009-10	38	1
Person, Wesley	2002-03 to 2003-04	82	44	Trybanski, Cezary	2002-03	15	0
Pittman, Dexter	2012-13	7	0	Tsakalidis, Jake	2003-04 to 2006-07	145	55
Pondexter, Quincy	2011-12 to 2014-15	168	13	Turner, Jeff*	1995-96	0	0
Posey, James	2003-04 to 2004-05	132	100	Udrih, Beno	2013-14 to 2015-16	97	12
Powe, Leon	2010-11	16	0	Valanciunas, Jonas	2018-19	19	17
Price, Brent	1999-00 to 2000-01	47	0	Vasquez, Greivis	2010-11	70	1
Prince, Tayshaun	2012-13 to 2014-15	139	121	Walker, Antoine*	2008-09	0	0
Rabb, Ivan	2017-18 to 2018-19	85	18	Warrick, Hakim	2005-06 to 2008-09	307	82
Randolph, Zach	2009-10 to 2016-17	551	446	Washburn, Julian	2018-19	18	3
Rathan-Mayes, Xavier	2017-18	5	0	Watson, Earl	2018-19	15	0
Reed, Willie*	2012-13	0	0	Watson, Yuta	2018-19	15	0
Reeves, Bryant	1995-96 to 2001-02	395	341	Weber, Briante	2002-03 to 2004-05	240	30
Rhodes, Rodrick	1998-99	10	1	Wells, Bonzi	2015-16, 2017-18	11	4
Richardson, Jeremy	2007-08	3	0	West, Doug	2003-04 to 2004-05	128	36
Roberson, Anthony	2005-06	16	0	West, Doug	1997-98 to 2000-01	67	8
Roberts, Lawrence	2005-06 to 2006-07	87	18	Wheat, DeJuan	1998-99	46	0
Robinson, Chris	1996-97 to 1997-98	57	6	Whiteside, Hassan *	2014-15	0	0
Robinson, Larry	1997-98	6	0	Wilkins, Gerald	1995-96	28	14
Rogers, Roy	1996-97	82	50	Wilks, Mike*	2008-09	0	0
Ross, Quinton	2008-09	68	7	Williams, Aaron	1996-97	32	1
Sasser, Jason	1998-99	6	0	Williams, Elliot	2015-16	5	0
Scott, Byron	1995-96	80	0	Williams, Jason	2001-02 to 2004-05, 2010-11	295	277
Scott, Dennis	1999-00	66	0	Williams, Marcus	2009-10	62	1
Selby, Josh	2011-12	28	0	Williams, Troy	2016-17	24	13
Selden, Wayne	2016-17 to 2018-19	81	14	Wright, Brandon	2015-16 to 2017-18	67	8
Simmons, Kobi	2017-18	32	12	Wright, Delon	2018-19	26	11
Skinner, Brian	2011-12	1	0	Wright, Lorenzen	2001-02 to 2005-06	336	263
Smith, Ish	2010-11	15	0	Wroten, Tony	2012-13	35	0
Smith, Michael	1997-98 to 1998-99	78	39	Young, Sam	2009-10 to 2011-12	179	49
Smith, Russ	2014-15 to 2015-16	21	0	Zeller, Tyler	2018-19	4	1
Smith, Theron	2003-04	20	0				

\* Did not play a regular season game with the Grizzlies but was on the Grizzlies official roster; i.e., inactive List

INTRO

PLAYERS

EXECUTIVE

BASEBALL  
OPSBUSINESS  
OPS

MEDIA

COMMUNITY

HISTORY

PLAYOFFS

REVIEW

OPPONENTS

NBA

FEDERATION

AT A GLANCE



# ALL-TIME ROSTER

## GRIZZLIES ALL-TIME ROSTER



### Shareef Abdur-Rahim

Years 1996-97 to 2000-01

College California

No 3

Pos F

Season	G	GS	Min	FG	FGA	Pct	3fg	Att	Pct	FT	FTA	Pct	Off	Def	Total	Ast	PF	St	TO	Bl	Pts	Avg
1996-97	80	71	2802	550	1214	.453	7	27	.259	387	519	.746	216	339	555	175	199	79	225	79	1494	18.7
1997-98	82	82	2950	653	1347	.485	21	51	.412	502	640	.784	227	354	581	213	201	89	257	76	1829	22.3
1998-99	50	50	2021	386	893	.432	11	36	.306	369	439	.841	114	260	374	172	137	69	186	55	1152	23.0
1999-00	82	82	3223	594	1277	.465	29	96	.302	446	551	.809	218	607	825	271	244	89	249	87	1663	20.3
2000-01	81	81	3241	604	1280	.472	12	64	.188	443	531	.834	175	560	735	250	238	90	231	77	1663	20.5
Total	375	366	14237	2787	6011	.464	80	274	.292	2147	2680	.801	950	2120	3070	1081	1019	416	1148	374	7801	20.8

**Acquired** Drafted third overall by the Grizzlies in the 1996 NBA Draft

**Departed** Traded to Atlanta in July 2001 in exchange for Brevin Knight, Lorenzen Wright and the draft rights to Pau Gasol



### Mahmoud Abdul-Rauf

Years 2000-01

College LSU

No 1

Pos G

Season	G	GS	Min	FG	FGA	Pct	3fg	Att	Pct	FT	FTA	Pct	Off	Def	Total	Ast	PF	St	TO	Bl	Pts	Avg
2000-01	41	0	486	120	246	.488	4	14	.286	22	29	.759	5	20	25	76	50	9	26	1	266	6.5

**Acquired** Signed as a free agent in Aug. 2000

**Departed** Free agent not re-signed July 2001



### Jordan Adams

Years 2014-15 to 2015-16

College UCLA

No 3

Pos G

Season	G	GS	Min	FG	FGA	Pct	3fg	Att	Pct	FT	FTA	Pct	Off	Def	Total	Ast	PF	St	TO	Bl	Pts	Avg
2014-15	30	2	248	35	86	.407	10	25	.400	14	23	.609	9	19	28	16	24	16	14	7	94	3.1
2015-16	2	0	15	2	6	.333	0	1	.000	3	5	.600	0	2	2	3	2	3	2	0	7	3.5
Total	32	0	263	37	92	.402	10	26	.385	17	28	.607	9	21	30	19	26	19	16	7	101	3.2

**Acquired** Drafted by Memphis in the first round (22nd overall) of the 2014 NBA Draft on June 26, 2014

**Departed** Traded to Atlanta in July 2001 in exchange for Brevin Knight, Lorenzen Wright and the draft rights to Pau Gasol



### Tony Allen

Years 2010-11 to 2016-17

College Oklahoma State

No 9

Pos G/F

Season	G	GS	Min	FG	FGA	Pct	3fg	Att	Pct	FT	FTA	Pct	Off	Def	Total	Ast	PF	St	TO	Bl	Pts	Avg
2010-11	72	31	1494	251	492	.510	4	23	.174	137	182	.753	70	123	193	104	161	129	86	44	643	8.9
2011-12	58	57	1525	210	448	.469	8	26	.308	140	175	.800	98	135	233	79	142	104	94	33	568	9.8
2012-13	79	79	2109	284	638	.445	3	24	.125	134	187	.717	121	242	363	98	211	119	94	44	705	8.9
2013-14	55	29	1278	204	413	.494	11	47	.234	76	121	.628	79	129	208	94	121	90	90	19	495	9.0
2014-15	63	41	1648	225	455	.495	10	29	.345	79	126	.627	103	177	280	86	166	129	86	30	539	8.6
2015-16	64	57	1620	215	469	.458	15	42	.357	90	138	.652	104	192	296	70	175	110	78	18	535	8.4
2016-17	71	66	1914	274	595	.461	15	54	.278	80	130	.615	166	225	391	98	178	115	100	29	643	9.1
Total	462	359	11588	1663	3510	.474	66	245	.269	736	1059	.695	741	1223	1964	629	1154	796	628	217	4128	8.9

**Acquired** Signed as a free agent on July 13, 2010

**Departed** Became a free agent on July 1, 2017



### Ashraf Amaya

Years 1995-96

College Southern Illinois

No 18

Pos F

Season	G	GS	Min	FG	FGA	Pct	3fg	Att	Pct	FT	FTA	Pct	Off	Def	Total	Ast	PF	St	TO	Bl	Pts	Avg
1995-96	54	34	1104	241	522	.460	0	1	.000	97	149	.651	114	189	303	33	151	22	57	10	339	6.3

**Acquired** Signed as a free agent in Oct. 1995

**Departed** Free agent renounced in July 1996



### Chris Andersen

Years 2015-16

College Blinn Junior College (TX)

No 7

Pos C

Season	G	GS	Min	FG	FGA	Pct	3fg	Att	Pct	FT	FTA	Pct	Off	Def	Total	Ast	PF	St	TO	Bl	Pts	Avg
2015-16	20	14	366	34	62	.548	2	9	.222	22	32	.688	33	56	89	9	25	14	7	10	92	4.6

**Acquired** As part of a three-team trade, traded by Miami with two future second round draft picks to Memphis; Memphis traded Courtney Lee to Charlotte; Charlotte traded P.J. Hairston and two future second round draft picks to Memphis and traded Brian Roberts to Miami on Feb. 16, 2016

**Departed** Became a free agent on July 1, 2016

**Kyle Anderson**

Years 2018-19				College UCLA								No 1								Pos F							
Season	G	GS	Min	FG	FGA	Pct	3fg	Att	Pct	FT	FTA	Pct	Off	Def	Total	Ast	PF	St	TO	Bl	Pts	Avg					
2018-19	43	40	1281	150	276	.543	9	34	.265	37	64	.578	48	203	251	128	112	54	58	37	346	8.0					

**Acquired** Signed a multi-year offer sheet with Memphis on July 6, 2018; signed a multi-year contract on July 8, 2018

**Nick Anderson**

Years 2001-02				College Illinois								No 25							Pos G/F							
Season	G	GS	Min	FG	FGA	Pct	3fg	Att	Pct	FT	FTA	Pct	Off	Def	Total	Ast	PF	St	TO	Bl	Pts	Avg				
2001-02	15	0	219	21	76	.276	13	48	.271	5	9	.556	1	32	33	14	17	6	14	6	60	4.0				

**Acquired** Traded from Sacramento to Memphis with Jason Williams for Mike Bibby and Brent Price in June 2001

**Departed** Traded to Cleveland Cavaliers for Wesley Person in June 2002

**Greg Anthony**

Years 1995-96 to 1996-97										College UNLV										No 2										Pos G									
Season	G	GS	Min	FG	FGA	Pct	3fg	Att	Pct	FT	FTA	Pct	Off	Def	Total	Ast	PF	St	TO	Bl	Pts	Avg																	
1995-96	69	68	2096	324	781	.415	90	271	.332	229	297	.771	29	145	174	476	137	116	160	11	967	14.0																	
1996-97	65	44	1863	199	507	.393	88	238	.370	130	178	.730	25	159	184	407	122	129	129	4	616	9.5																	
Total	134	112	3959	523	1288	.406	178	509	.350	359	475	.756	54	304	358	883	259	245	289	15	1583	11.8																	

**Acquired** In the 1995 Expansion Draft (from New York second overall)

**Departed** Free agent renounced in Aug. 1997

**Robert Archibald**

Years 2002-03				College Illinois								No 21						Pos F							
Season	G	GS	Min	FG	FGA	Pct	3fg	Att	Pct	FT	FTA	Pct	Off	Def	Total	Ast	PF	St	TO	Bl	Pts	Avg			
2002-03	12	0	72	6	20	.300	0	0	---	7	18	.389	6	11	17	3	9	0	7	3	19	1.6			

**Acquired** Selected by the Memphis Grizzlies in the second round (32nd overall pick) in the 2002 NBA Draft

**Departed** Traded to Phoenix in Sept. 2003 for Jake Tsakalidis and Bo Outlaw

**Gilbert Arenas**

Years 2011-12				College Arizona								No 10								Pos G							
Season	G	GS	Min	FG	FGA	Pct	3fg	Att	Pct	FT	FTA	Pct	Off	Def	Total	Ast	PF	St	TO	Bl	Pts	Avg					
2011-12	17	0	211	26	64	.406	13	39	.333	7	10	.700	2	16	18	18	35	11	12	1	72	4.2					

**Acquired** Signed as a free agent on March 20, 2012

**Departed** Free agent not re-signed

**Darrell Arthur**

Years 2008-09 to 2012-13										College Kansas					No 00					Pos F																			
Season	G	GS	Min	FG	FGA	Pct	3fg	Att	Pct	FT	FTA	Pct	Off	Def	Total	Ast	PF	St	TO	Bl	Pts	Avg																	
2008-09	76	64	1464	191	436	.438	0	2	.000	40	60	.667	108	238	346	43	206	52	47	52	422	5.6																	
2009-10	32	1	457	63	146	.432	0	1	.000	17	30	.567	37	73	110	15	60	14	22	14	143	4.5																	
2010-11	80	9	310	310	624	.497	0	6	.000	109	134	.813	115	227	342	53	228	52	88	63	729	9.1																	
2011-12	Did not play due to injury																																						
2012-13	59	3	970	162	359	.451	5	18	.278	33	46	.717	68	101	169	33	126	24	43	33	362	6.1																	
Total	247	77	4500	726	1565	.464	5	27	.185	199	270	.737	328	639	967	144	620	142	200	162	1656	6.7																	

**Acquired** Draft rights (27th overall pick in the 2008 NBA Draft) traded by the Houston Rockets in exchange for the draft rights to Donte Greene (28th) and a 2009 second round draft pick on June 26, 2008

**Departed** Traded to the Denver Nuggets with the draft rights to Joffrey Lauvergne (55th overall pick in the 2013 NBA Draft) for Kosta Koufos on June 27, 2013

**Chucky Atkins**

Years 2005-06 to 2006-07					College South Florida										No 32, 3					Pos G				
Season	G	GS	Min	FG	FGA	Pct	3fg	Att	Pct	FT	FTA	Pct	Off	Def	Total	Ast	PF	St	TO	Bl	Pts	Avg		
2005-06	43	39	1161	160	399	.401	64	182	.352	107	132	.811	11	64	75	129	94	29	57	2	491	11.4		
2006-07	75	23	2064	310	715	.434	116	306	.379	252	311	.810	18	121	139	346	136	50	127	4	988	13.2		
Total	118	62	3225	470	1114	.422	180	488	.369	359	443	.810	29	185	214	475	230	79	184	6	1479	12.5		

**Acquired** Signed by the Grizzlies as a free agent on Jan. 23, 2006

**Departed** Free agent not re-signed July 2007



# ALL-TIME ROSTER



## Isaac Austin

Years 2000-01 to 2001-02				College Arizona State								No 9				Pos C							
Season	G	GS	Min	FG	FGA	Pct	3fg	Att	Pct	FT	FTA	Pct	Off	Def	Total	Ast	PF	St	TO	Bl	Pts	Avg	
2000-01	52	16	845	96	270	.356	6	24	.250	28	40	.700	50	172	222	58	94	20	54	23	226	4.3	
2001-02	21	8	307	36	92	.391	0	3	.000	4	4	1.000	11	60	71	13	36	9	11	5	76	3.6	
Total	73	24	1152	132	362	.365	6	27	.222	32	44	.727	61	232	293	71	130	29	65	28	302	4.1	

**Acquired** Traded to the Grizzlies in Aug. 2000 in exchange for Felipe Lopez, Cherokee Parks, Obinna Ekezie and Dennis Scott

**Departed** Waived Feb. 28, 2002



## Anthony Avent

Years 1995-96				College Seton Hall							No 34					Pos F						
Season	G	GS	Min	FG	FGA	Pct	3fg	Att	Pct	FT	FTA	Pct	Off	Def	Total	Ast	PF	St	TO	Bl	Pts	Avg
1995-96	71	32	1586	179	466	.384	0	0	---	57	77	.740	108	247	355	69	202	30	107	42	415	5.8

**Acquired** In a trade with Orlando in Nov. 1995 in exchange for Kevin Pritchard and Larry Stewart

**Departed** Free agent renounced in July 1996



## Wade Baldwin IV

Years 2016-17			College Vanderbilt								No 4					Pos G						
Season	G	GS	Min	FG	FGA	Pct	3fg	Att	Pct	FT	FTA	Pct	Off	Def	Total	Ast	PF	St	TO	Bl	Pts	Avg
2016-17	33	1	405	36	115	.313	3	22	.136	31	37	.838	11	35	46	61	40	18	40	7	106	3.2

**Acquired** Drafted by Memphis in the first round (17th overall) of the 2016 NBA Draft on June 23, 2016

**Departed** Waived on Oct. 16, 2017



## Matt Barnes

Years 2015-16				College UCLA								No 22					Pos F					
Season	G	GS	Min	FG	FGA	Pct	3fg	Att	Pct	FT	FTA	Pct	Off	Def	Total	Ast	PF	St	TO	Bl	Pts	Avg
2015-16	76	45	2190	264	693	.381	119	370	.322	111	138	.804	84	336	420	163	234	78	121	57	758	10.0

**Acquired** Traded by Charlotte to Memphis for Luke Ridnour on June 25, 2015

**Departed** Became a free agent on July 1, 2016



## Mike Batiste

Years 2002-03				College Arizona State								No 24				Pos F							
Season	G	GS	Min	FG	FGA	Pct	3fg	Att	Pct	FT	FTA	Pct	Off	Def	Total	Ast	PF	St	TO	Bl	Pts	Avg	
2002-03	75	2	1248	197	467	.422	18	81	.222	69	88	.784	82	175	257	52	120	42	69	16	481	6.4	

**Acquired** Signed as a free agent on Oct. 30, 2002

**Departed** Free agent not re-signed in July 2003




## Shane Battier

Years 2001-02 to 2005-06, 2010-11										College Duke					No 31					Pos F				
Season	G	GS	Min	FG	FGA	Pct	3fg	Att	Pct	FT	FTA	Pct	Off	Def	Total	Ast	PF	St	TO	Bl	Pts	Avg		
2001-02	78	78	3,097	412	961	.429	103	276	.373	198	283	.700	180	238	418	216	215	121	155	81	1125	14.4		
2002-03	78	47	2383	275	569	.483	86	216	.398	120	145	.828	128	217	345	105	207	102	68	88	756	9.7		
2003-04	79	1	1947	242	543	.446	65	186	.349	120	164	.732	102	201	303	101	187	101	56	58	669	8.5		
2004-05	80	72	2516	271	613	.442	70	177	.395	180	228	.789	158	255	413	126	201	91	75	77	792	9.9		
2005-06	81	81	2839	303	621	.488	65	165	.394	147	208	.707	164	265	429	136	223	92	90	114	818	10.1		
2010-11	23	0	557	43	101	.426	14	42	.333	15	17	.882	32	60	92	32	31	16	16	10	115	5.0		
Total	419	279	13339	1546	3408	.454	403	1062	.379	780	1045	.746	764	1236	2000	716	1064	523	460	428	4275	10.2		

**Acquired** 1) Selected by the Grizzlies in the first round (sixth overall pick) in the 2001 NBA Draft; 2) Acquired from the Houston Rockets with Ish Smith in exchange for Hasheem Thabeet, DeMarre Carroll and a future, lottery-protected first round draft pick on Feb. 24, 2011

**Departed** 1) Traded to the Houston Rockets in exchange for the draft rights to Rudy Gay and Stromile Swift on July 12, 2006; 2) Contract expired on June 30, 2011

**Jerryd Bayless**

Years 2012-13 to 2013-14

College Arizona

No 7

Pos G

Season	G	GS	Min	FG	FGA	Pct	3fg	Att	Pct	FT	FTA	Pct	Off	Def	Total	Ast	PF	St	TO	Bl	Pts	Avg
2012-13	80	4	1765	260	621	.419	71	201	.353	102	122	.836	22	154	176	264	168	59	120	17	693	8.7
2013-14	31	5	650	90	239	.377	25	83	.301	45	57	.789	8	51	59	66	72	20	22	5	250	8.1
Total	111	9	2415	350	860	.407	96	284	.338	147	179	.821	30	205	235	330	240	79	142	22	943	8.5

**Acquired** Signed as a free agent on July 13, 2012**Departed** As part of a three-team trade, traded by Memphis to the Boston Celtics; Boston traded Courtney Lee and a 2016 second round draft pick to Memphis; Memphis traded a 2014 second round draft pick and a 2017 second round draft pick to the Oklahoma City Thunder; Oklahoma City traded Ryan Gomes to Boston and traded cash considerations to Memphis on Jan. 7, 2014**Troy Bell**

Years 2003-04

College Boston College

No 3

Pos G

Season	G	GS	Min	FG	FGA	Pct	3fg	Att	Pct	FT	FTA	Pct	Off	Def	Total	Ast	PF	St	TO	Bl	Pts	Avg
2003-04	6	0	34	4	18	.222	0	4	.000	3	3	1.000	1	4	5	4	6	1	6	0	11	1.8

**Acquired** Selected by the Boston Celtics in the 2003 NBA Draft (16th overall). Draft rights traded to Memphis along with the draft rights to Dahntay Jones (20th) in exchange for the draft rights to Marcus Banks (13th) and Kendrick Perkins (27th)**Departed** Waived Nov. 1, 2004**Benoit Benjamin**

Years 1995-96

College Creighton

No 00

Pos C

Season	G	GS	Min	FG	FGA	Pct	3fg	Att	Pct	FT	FTA	Pct	Off	Def	Total	Ast	PF	St	TO	Bl	Pts	Avg
1995-96	13	13	404	71	161	.441	0	0	---	39	56	.696	31	72	103	16	40	10	34	15	181	13.0

**Acquired** In the 1995 Expansion Draft (from New Jersey 22nd overall)**Departed** Traded to Milwaukee in Nov. 1995 in exchange for Eric Mobley and Eric Murdock**Mike Bibby**

Years 1998-99 to 2000-01

College Arizona

No 10

Pos G

Season	G	GS	Min	FG	FGA	Pct	3fg	Att	Pct	FT	FTA	Pct	Off	Def	Total	Ast	PF	St	TO	Bl	Pts	Avg
1998-99	50	50	1758	260	605	.430	15	74	.203	127	169	.751	30	106	136	325	122	78	146	5	662	13.2
1999-00	82	82	3155	459	1031	.445	77	212	.363	195	250	.780	73	233	306	665	171	132	247	15	1190	14.5
2000-01	82	82	3190	525	1157	.454	108	285	.379	143	188	.761	47	257	304	685	148	107	248	12	1301	15.9
Total	214	214	8103	1244	2793	.445	200	571	.350	465	607	.766	150	596	746	1675	441	317	641	32	3153	14.7

**Acquired** Drafted second overall by the Grizzlies in the 1998 NBA Draft**Departed** Traded to Sacramento in June 2001 with Brent Price in exchange for Jason Williams and Nick Anderson**Avery Bradley**

Years 2018-19

College Texas

No 0

Pos G

Season	G	GS	Min	FG	FGA	Pct	3fg	Att	Pct	FT	FTA	Pct	Off	Def	Total	Ast	PF	St	TO	Bl	Pts	Avg
2018-19	14	14	442	87	188	.463	28	73	.384	23	25	.920	8	36	44	56	34	14	28	0	225	16.1

**Acquired** Traded by the Los Angeles Clippers to Memphis for JaMychal Green and Garrett Temple on Feb. 7, 2019**Departed** Waived on July 6, 2019**Ronnie Brewer**

Years 2009-10

College Arkansas

No 9

Pos G/F

Season	G	GS	Min	FG	FGA	Pct	3fg	Att	Pct	FT	FTA	Pct	Off	Def	Total	Ast	PF	St	TO	Bl	Pts	Avg
2009-10	5	0	80	3	13	.231	0	0	---	4	5	.800	1	6	7	3	0	6	2	0	10	2.0

**Acquired** Traded by the Utah Jazz in exchange for a future protected first round draft pick**Departed** Signed with the Chicago Bulls as a free agent on July 19, 2010**Dillon Brooks**

Years 2017-18 to 2018-19

College Oregon

No 24

Pos G/F

Season	G	GS	Min	FG	FGA	Pct	3fg	Att	Pct	FT	FTA	Pct	Off	Def	Total	Ast	PF	St	TO	Bl	Pts	Avg
2017-18	82	74	2350	340	772	.440	94	264	.356	124	166	.747	49	208	257	135	233	73	124	17	898	11.0
2018-19	18	0	329	49	122	.402	15	40	.375	22	30	.733	9	22	31	16	10	4	19	50	135	7.5
Total	100	74	2680	389	894	.435	109	304	.359	146	196	.745	58	230	288	151	283	83	143	21	1033	10.3

**Acquired** Draft rights (45th overall in 2017) traded by Houston to Memphis for a 2018 second round draft pick on June 22, 2017.

INTRO

PLAYERS

EXECUTIVE

BASKETBALL  
OPSBUSINESS  
OPS

MEDIA

COMMUNITY

HISTORY

PLAYOFFS

REVIEW

OPPONENTS

NBA

FEDERATION

AT A GLANCE





# ALL-TIME ROSTER



## MarShon Brooks

Years 2017-18 to 2018-19										College Providence					No 8					Pos G				
Season	G	GS	Min	FG	FGA	Pct	3fg	Att	Pct	FT	FTA	Pct	Off	Def	Total	Ast	PF	St	To	Bl	Pts	Avg		
2017-18	7	1	193	51	102	.500	19	32	.594	20	23	.870	8	13	21	25	6	11	16	3	141	20.1		
2018-19	29	0	387	76	169	.450	15	54	.278	23	33	.697	12	33	45	25	33	9	21	4	190	6.6		
Total	36	1	580	127	271	.469	34	86	.395	43	56	.768	20	46	66	50	39	20	37	7	331	9.2		

**Acquired** Signed by Memphis to a 10-day contract on March 27, 2018 and signed to a multi-year contract on April 6, 2018.

**Departed** Traded by Memphis to Chicago with Wayne Selden and two future second round draft picks (2019, 2020) for Justin Holiday on Jan. 4, 2019



## Andre Brown

Years 2007-08			College DePaul								No 44					Pos F							
Season	G	GS	Min	FG	FGA	Pct	3fg	Att	Pct	FT	FTA	Pct	Off	Def	Total	Ast	PF	St	TO	Bl	Pts	Avg	
2007-08	33	1	286	39	78	.500	0	0	---	22	49	.449	37	55	92	8	38	7	14	4	100	3.0	

**Acquired** Signed by Memphis as a free agent on July 20, 2007

**Departed** Free agent not re-signed and renounced on Aug. 8, 2008



## Kwame Brown

Years 2007-08				High School Glynn Academy HS (GA)										No 54				Pos F/C									
Season	G	GS	Min	FG	FGA	Pct	3fg	Att	Pct	FT	FTA	Pct	Off	Def	Total	Ast	PF	St	TO	Bl	Pts	Avg					
2007-08	15	1	204	19	39	.487	0	0	---	14	34	.412	20	37	57	17	24	6	14	4	52	3.5					

**Acquired** Traded by the Los Angeles Lakers with Javaris Crittenton, Aaron McKie, the draft rights to Marc Gasol, two future first round picks (2008 and 2010) and cash considerations for Pau Gasol and a 2010 second round pick on Feb. 1, 2008

**Departed** Free agent not re-signed July 2008



## Greg Buckner

Years 2008-09			College Clemson								No 7					Pos G							
Season	G	GS	Min	FG	FGA	Pct	3fg	Att	Pct	FT	FTA	Pct	Off	Def	Total	Ast	PF	St	TO	Bl	Pts	Avg	
2008-09	63	0	878	61	159	.384	13	51	.255	20	25	.800	32	98	130	57	108	29	38	8	155	2.5	

**Acquired** Traded by the Minnesota Timberwolves along with the draft rights to O.J. Mayo (third overall pick), Marko Jaric and Antoine Walker in exchange for the draft rights to Kevin Love (fifth), Mike Miller, Brian Cardinal and Jason Collins on June 26, 2008

**Departed** Traded to the Dallas Mavericks in exchange for a 2016 second round pick (from the Toronto Raptors) along with Jerry Stackhouse and cash considerations (from Dallas) as part of a four-team trade also involving the Orlando Magic on July 9, 2009




## Rodney Buford

Years 2001-02			College Creighton										No 32					Pos G/F						
Season	G	GS	Min	FG	FGA	Pct	3fg	Att	Pct	FT	FTA	Pct	Off	Def	Total	Ast	PF	St	TO	Bl	Pts	Avg		
2001-02	63	21	1769	258	593	.435	17	70	.243	58	80	.725	52	220	272	71	110	42	63	12	591	9.4		

**Acquired** Signed Nov. 19, 2001 as a free agent

**Departed** Contract not renewed by Grizzlies in July 2002



## Antonio Burks

Years 2004-05 to 2005-06				College Memphis										No. 1				Pos. G				
Season	G	GS	Min	FG	FGA	Pct	3fg	Att	Pct	FT	FTA	Pct	Off	Def	Total	Ast	PF	St	TO	Bl	Pts	Avg
2004-05	24	0	219	28	60	.467	3	11	.273	14	19	.737	1	11	12	28	25	13	12	1	73	3.0
2005-06	57	1	570	51	144	.354	1	6	.167	10	23	.435	4	33	37	76	45	20	36	0	113	2.0
Total	81	1	789	79	204	.387	4	17	.235	24	42	.571	5	44	49	104	70	33	48	1	186	2.3

**Acquired** Draft rights traded to Memphis by Orlando in exchange for cash considerations on June 24, 2004

**Departed** Free agent not re-signed in July 2006



## Bruno Caboclo

Years 2018-19			From Osasco, Brazil										No. 5					Pos. F				
Season	G	GS	Min	FG	FGA	Pct	3fg	Att	Pct	FT	FTA	Pct	Off	Def	Total	Ast	PF	St	TO	Bl	Pts	Avg
2018-19	34	19	800	96	225	.427	48	130	.369	42	50	.840	42	116	158	50	81	14	38	33	282	8.3

**Acquired** Signed a 10-day contract with Memphis on Jan. 24, 2019; signed a second 10-day contract on Feb. 3, 2019; signed a multi-year contract on Feb. 13, 2019

**Nick Calathes**

Years 2013-14 to 2014-15

College Florida												
Season	G	GS	Min	FG	FGA	Pct	3fg	Att	Pct	FT	FTA	FTL
2013-14	71	7	1173	142	311	.457	19	61	.311	44	72	.611
2014-15	58	0	838	104	247	.421	11	43	.256	24	45	.533
Total	129	7	2011	246	558	.441	30	104	.288	68	117	.581

No 12

Pos G

**Acquired** Draft rights traded by the Dallas Mavericks to the Memphis Grizzlies in exchange for Memphis lifting the protection on a 2016 second round draft pick sent to Dallas (via Denver) in a previous deal on July 22, 2013. Signed by Memphis on Aug. 20, 2013

**Departed** Contract expired and signed overseas (qualifying offer extended on June 30, 2015)

**Brian Cardinal**

Years 2004-05 to 2007-08

College Purdue												
Season	G	GS	Min	FG	FGA	Pct	3fg	Att	Pct	FT	FTA	FTL
2004-05	58	16	1433	160	432	.370	44	125	.352	158	181	.873
2005-06	36	0	402	46	111	.414	13	29	.448	19	27	.704
2006-07	28	1	313	42	85	.494	18	44	.409	25	27	.926
2007-08	37	1	440	123	246	.341	25	81	.309	13	19	.684
Total	159	18	2588	291	754	.386	100	279	.358	215	254	.846

No 35

Pos F

**Acquired** Signed by the Grizzlies as a free agent on July 14, 2004

**Departed** Traded to Minnesota with the draft rights to Kevin Love, Mike Miller and Jason Collins in exchange for the draft rights to O.J. Mayo, Marko Jaric, Antoine Walker and Greg Buckner on June 26, 2008

**Rodney Carney**

Years 2010-11

College Memphis												
Season	G	GS	Min	FG	FGA	Pct	3fg	Att	Pct	FT	FTA	FTL
2010-11	2	0	5	1	3	.333	0	1	.000	0	0	---

No 10

Pos G/F

**Acquired** Signed to a 10-day contract on Feb. 21, 2011

**Departed** 10-day contract expired on March 2, 2011

**Antoine Carr**

Years 1999-00

College Wichita State												
Season	G	GS	Min	FG	FGA	Pct	3fg	Att	Pct	FT	FTA	FTL
1999-00	21	0	221	28	64	.438	0	0	---	11	14	.786

No 55

Pos C

**Acquired** In a three-team trade with Houston and Orlando in Aug. 1999

**Departed** Free agent not re-signed July 2000

**DeMarre Carroll**

Years 2009-10 to 2010-11

College Missouri												
Season	G	GS	Min	FG	FGA	Pct	3fg	Att	Pct	FT	FTA	FTL
2009-10	71	1	795	88	222	.396	0	6	.000	33	53	.623
2010-11	7	0	39	4	9	.444	0	0	---	2	2	1.000
Total	78	1	834	92	231	.398	0	6	.000	35	55	.636

No 1

Pos F

**Acquired** Selected by the Grizzlies in the first round (27th overall) of the 2009 NBA Draft

**Departed** Traded to the Houston Rockets with Hasheem Thabeet and a future, lottery-protected first round draft pick in exchange for Shane Battier and Ish Smith on Feb. 24, 2011

**Jevon Carter**

Years 2018-19

College West Virginia												
Season	G	GS	Min	FG	FGA	Pct	3fg	Att	Pct	FT	FTA	FTL
2018-19	39	3	577	56	185	.303	34	102	.333	26	32	.813

No 3

Pos G

**Acquired** Selected by Memphis with the 32nd overall pick in the second round of the 2018 NBA Draft on June 21, 2018; signed a multi-year contract on July 15, 2018

**Departed** Traded by Memphis with Kyle Korver to Phoenix for Josh Jackson, De'Anthony Melton and two future second round draft picks on July 7, 2019

**Vince Carter**

Years 2014-15 to 2016-17

College North Carolina												
Season	G	GS	Min	FG	FGA	Pct	3fg	Att	Pct	FT	FTA	FTL
2014-15	66	1	1091	135	406	.333	69	232	.297	45	57	.789
2015-16	60	3	1005	133	343	.388	59	169	.349	70	84	.833
2016-17	73	15	1799	193	490	.394	112	296	.378	88	115	.765
Total	199	19	3895	461	1239	.372	240	697	.344	203	256	.793

No 15

Pos G/F

**Acquired** Signed by Memphis as a free agent on July 12, 2014

**Departed** Became a free agent on July 1, 2017

INTRO

PLAYERS

EXECUTIVE

BASEBALL OPS

BUSINESS OPS

MEDIA

COMMUNITY

HISTORY

PLAYOFFS

REVIEW

OPPONENTS

NBA

FEDERATION

AT A GLANCE



# ALL-TIME ROSTER




## Omri Casspi

Years 2018-19				From Holon, Israel										No 18				Pos F						
Season	G	GS	Min	FG	FGA	Pct	3fg	Att	Pct	FT	FTA	Pct	Off	Def	Total	Ast	PF	St	TO	Bl	Pts	Avg		
2018-19	36	0	250	86	161	.534	15	43	.349	39	58	.672	17	98	115	26	35	20	23	9	226	6.3		

**Acquired** Signed a contract with Memphis on July 15, 2018

**Departed** Waived on Feb. 7, 2019



## Mario Chalmers

Years 2015-16, 2017-18				College Kansas										No 6				Pos G						
Season	G	GS	Min	FG	FGA	Pct	3fg	Att	Pct	FT	FTA	Pct	Off	Def	Total	Ast	PF	St	TO	Bl	Pts	Avg		
2015-16	55	7	1253	172	412	.417	45	138	.326	206	249	.827	23	120	143	211	165	80	101	12	595	10.8		
2017-18	66	10	1421	168	443	.379	53	191	.277	118	138	.855	13	144	157	197	179	79	117	14	507	7.7		
Total	121	17	2674	340	855	.398	98	329	.298	324	387	.837	36	264	300	408	344	159	218	26	1102	9.1		

**Acquired** 1) Traded by Miami with James Ennis to Memphis for Beno Udrih and Jarnell Stokes on Nov. 10, 2015 ; 2) Signed as a free agent on July 19, 2017

**Departed** 1) Waived on March 10, 2016; 2) Became a free agent on July 1, 2018



## Pete Chilcutt

Years 1996-97 to 1998-99				College North Carolina										No 33/23/32				Pos F				
Season	G	GS	Min	FG	FGA	Pct	3fg	Att	Pct	FT	FTA	Pct	Off	Def	Total	Ast	PF	St	TO	Bl	Pts	Avg
1996-97	54	1	662	72	165	.436	25	69	.362	13	22	.591	67	89	156	47	52	26	28	17	182	3.4
1997-98	82	0	1420	156	359	.435	54	130	.415	39	59	.661	77	229	306	104	158	53	62	37	405	4.9
1998-99	46	0	697	63	172	.366	26	68	.382	14	17	.824	29	88	117	30	52	22	28	12	166	3.6
Total	182	1	2779	291	696	.418	105	267	.393	66	98	.673	173	406	579	181	262	101	118	66	753	4.1

**Acquired** In a trade with Houston in June 1996 along with Tim Breaux, the 22nd and 51st picks of the 1996 NBA Draft and a conditional 2nd round pick in the 1997 NBA Draft in exchange for the Grizzlies' 30th and 42nd picks in the 1996 NBA Draft and a 2nd round pick in the 1997 NBA Draft

**Departed** Free agent not re-signed July 1999




## Jason Collins

Years 2007-08				College Stanford								No 34				Pos C							
Season	G	GS	Min	FG	FGA	Pct	3fg	Att	Pct	FT	FTA	Pct	Off	Def	Total	Ast	PF	St	TO	Bl	Pts	Avg	
2007-08	31	3	488	30	59	.508	0	1	.000	20	38	.526	29	60	89	6	84	12	25	17	80	2.6	

**Acquired** Traded by the New Jersey Nets along with cash considerations in exchange for Stromile Swift on Feb. 4, 2008

**Departed** Traded to Minnesota with the draft rights to Kevin Love, Mike Miller and Brian Cardinal in exchange for the draft rights to O.J. Mayo, Marko Jaric, Antoine Walker and Greg Buckner on June 26, 2008



## Mike Conley

Years 2007-08 to 2018-19										College Ohio State										No 11					Pos G				
Season	G	GS	Min	FG	FGA	Pct	3fg	Att	Pct	FT	FTA	Pct	Off	Def	Total	Ast	PF	St	TO	Bl	Pts	Avg							
2007-08	53	46	1381	189	442	.428	30	91	.330	90	123	.732	21	118	139	222	85	44	89	2	498	9.4							
2008-09	82	61	2508	323	730	.442	88	217	.406	161	197	.817	25	251	276	354	146	90	143	8	895	10.9							
2009-10	80	80	2568	369	830	.445	82	212	.387	139	187	.743	30	161	191	425	178	109	107	12	959	12.0							
2010-11	81	81	2872	423	953	.444	80	217	.369	181	247	.733	32	215	247	528	182	144	176	18	1107	13.7							
2011-12	62	61	2174	296	684	.433	60	159	.377	136	158	.861	22	134	156	404	133	136	125	11	788	12.7							
2012-13	80	80	2757	414	940	.440	06	293	.362	234	282	.830	43	182	225	487	171	174	189	24	1168	14.6							
2013-14	73	73	2446	463	1030	.450	105	291	.361	225	276	.815	41	172	213	441	141	110	150	13	1256	17.2							
2014-15	70	70	2225	393	882	.446	107	277	.386	214	249	.859	29	180	209	375	139	89	156	14	1107	15.8							
2015-16	56	56	1761	294	696	.422	78	215	.363	191	229	.834	26	138	164	342	100	67	84	16	857	15.3							
2016-17	69	68	2292	464	1009	.460	171	419	.408	316	368	.859	31	211	242	433	126	92	156	19	1415	20.5							
2017-18	12	12	373	64	168	.381	24	77	.312	53	66	.803	0	27	27	49	24	12	18	3	205	17.1							
2018-19	70	70	2342	490	1120	.438	155	426	.364	343	406	.845	40	199	239	449	123	94	130	22	1478	21.1							
Total	788	758	25700	4182	9484	.441	1086	2894	.375	2283	2788	.819	340	1987	2327	4509	1548	1161	1586	162	11733	14.9							

**Acquired** Selected by Memphis in the first round (fourth overall) of the 2007 NBA Draft

**Departed** Traded by Memphis to Utah for Grayson Allen, Jae Crowder, Kyle Korver, the draft rights to Darius Bazley (23rd overall in 2019) and a future first round pick on July 6, 2019.



## Will Conroy

Years 2006-07				College Washington								No 5				Pos G							
Season	G	GS	Min	FG	FGA	Pct	3fg	Att	Pct	FT	FTA	Pct	Off	Def	Total	Ast	PF	St	TO	Bl	Pts	Avg	
2006-07	3	0	17	0	0	---	0	0	---	0	0	---	1	1	2	1	1	0	0	0	0	0.0	

**Acquired** Signed by Memphis to a 10-day contract on Jan. 30, 2007

**Departed** Contract not renewed by Memphis



### Bryce Cotton

Years 2015-16

College Providence

No 8

Pos G

Season	G	GS	Min	FG	FGA	Pct	3fg	Att	Pct	FT	FTA	Pct	Off	Def	Total	Ast	PF	St	TO	Bl	Pts	Avg
2015-16	5	0	6	2	2	1.000	0	0	-	0	0	-	0	0	0	0	0	0	0	0	4	0.8

**Acquired** Signed by Memphis to a 10-day contract pursuant to the NBA's hardship rules on April 1, 2016 and signed for the remainder of the regular season on April 11, 2016

**Departed** Contract expired following the 2015-16 regular season

### Javaris Crittenton

Years 2007-08 to 2008-09

College Georgia Tech

No 3

Pos G

Season	G	GS	Min	FG	FGA	Pct	3fg	Att	Pct	FT	FTA	Pct	Off	Def	Total	Ast	PF	St	TO	Bl	Pts	Avg
2007-08	28	0	508	72	180	.400	9	34	.265	53	76	.697	20	69	89	33	35	12	33	2	206	7.4
2008-09	7	0	44	7	15	.467	0	1	.000	5	11	.455	4	2	6	5	5	1	3	0	19	2.7
Total	35	0	552	79	195	.405	9	35	.257	58	87	.667	24	71	95	38	40	13	36	2	225	6.4

**Acquired** Traded by the Los Angeles Lakers with Kwame Brown, Aaron McKie, the draft rights to Marc Gasol, two future first round picks (2008 and 2010) and cash considerations for Pau Gasol and a 2010 second round draft pick on Feb. 1, 2008

**Departed** Traded to the Washington Wizards in exchange for the team's own future first round draft pick (originally sent to the Wizards on Aug. 17, 2007 for Juan Carlos Navarro) as part of a three-team trade also involving the New Orleans Hornets on Dec. 10, 2008. As part of the trade, Memphis sent future considerations involving a second round pick to New Orleans

### Dante Cunningham

Years 2011-12

College Villanova

No 44

Pos F

Season	G	GS	Min	FG	FGA	Pct	3fg	Att	Pct	FT	FTA	Pct	Off	Def	Total	Ast	PF	St	TO	Bl	Pts	Avg
2011-12	64	5	1124	144	279	.516	0	2	.000	45	69	.652	91	155	246	37	98	42	29	34	333	5.2

**Acquired** Signed as a free agent on Dec. 23, 2011 after the Charlotte Bobcats declined to match the offer sheet

**Departed** Traded to the Minnesota Timberwolves for Wayne Ellington on July 24, 2012

### Seth Curry

Years 2013-14

College Duke

No 1

Pos G

Season	G	GS	Min	FG	FGA	Pct	3fg	Att	Pct	FT	FTA	Pct	Off	Def	Total	Ast	PF	St	TO	Bl	Pts	Avg
2013-14	1	0	4	0	0	---	0	0	---	0	0	---	0	0	0	0	0	0	0	0	0	0.0

**Acquired** Signed by Memphis as a free agent on Dec. 24, 2013

**Departed** Waived by Memphis on Jan. 5, 2014

### Antonio Daniels

Years 1997-98

College Bowling Green

No 33

Pos G

Season	G	GS	Min	FG	FGA	Pct	3fg	Att	Pct	FT	FTA	Pct	Off	Def	Total	Ast	PF	St	TO	Bl	Pts	Avg
1997-98	74	50	1956	228	548	.416	11	52	.212	112	170	.659	22	121	143	334	88	55	164	10	579	7.8

**Acquired** Drafted fourth overall by the Grizzlies in the 1997 NBA Draft

**Departed** Traded to San Antonio in June 1998 in exchange for Carl Herrera and the draft rights to Felipe Lopez

### Troy Daniels

Years 2016-17

College Virginia Commonwealth

No 30

Pos G

Season	G	GS	Min	FG	FGA	Pct	3fg	Att	Pct	FT	FTA	Pct	Off	Def	Total	Ast	PF	St	TO	Bl	Pts	Avg
2016-17	67	3	1183	185	495	.374	138	355	.389	43	54	.796	21	79	100	46	90	21	45	4	551	8.2

**Acquired** Signed-and-traded by Charlotte to Memphis on July 12, 2016

**Departed** Traded to Phoenix with a 2018 second round draft pick for a conditional 2018 second round draft pick on Sept. 22, 2017

### Deyonta Davis

Years 2016-17 to 2017-18

College Michigan State

No 23, 21

Pos C

Season	G	GS	Min	FG	FGA	Pct	3fg	Att	Pct	FT	FTA	Pct	Off	Def	Total	Ast	PF	St	TO	Bl	Pts	Avg
2016-17	36	0	238	24	47	.511	0	0	-	10	18	.556	20	40	60	2	40	3	8	17	58	1.6
2017-18	62	6	943	161	265	.608	0	0	-	38	57	.667	75	175	250	40	125	15	32	39	360	5.8
Total	98	6	1181	185	312	.593	0	0	-	48	75	.640	95	215	310	42	165	18	40	56	418	4.3

**Acquired** Draft rights (31st overall in 2016) traded by Boston with the draft rights to Rade Zagorac (35th in 2016) to Memphis for a future first round draft pick on June 23, 2016

**Departed** Traded by Memphis with Ben McLemore, a 2021 second round draft pick and cash considerations for Garrett Temple on July 17, 2018

INTRO

PLAYERS

EXECUTIVE

BASKETBALL  
OPSBUSINESS  
OPS

MEDIA

COMMUNITY

HISTORY

PLAYOFFS

REVIEW

OPPONENTS

NBA

FEDERATION

AT A GLANCE



# ALL-TIME ROSTER



## Ed Davis

Years 2012-13 to 2013-14									College North Carolina									No 32				Pos F			
Season	G	GS	Min	FG	FGA	Pct	3fg	Att	Pct	FT	FTA	Pct	Off	Def	Total	Ast	PF	St	TO	Bl	Pts	Avg			
2012-13	36	4	544	74	143	.517	0	0	---	37	65	.569	57	103	160	8	80	13	18	47	185	5.1			
2013-14	63	4	956	155	290	.534	0	0	---	47	89	.528	92	168	260	27	114	17	40	43	357	5.7			
Total	99	8	1500	229	433	.529	0	0	---	84	154	.545	149	271	420	35	194	30	58	90	542	5.5			

**Acquired** As part of a three-team trade, traded by the Toronto Raptors with a 2013 second round pick to the Memphis Grizzlies; Toronto traded Jose Calderon to the Detroit Pistons; Detroit traded Tayshaun Prince and Austin Daye to Memphis; Memphis traded Rudy Gay and Hamed Haddadi to Toronto on Jan. 30, 2013

**Departed** Free agent not re-signed



## Josh Davis

Years 2011-12				College Wyoming								No 18				Pos F							
Season	G	GS	Min	FG	FGA	Pct	3fg	Att	Pct	FT	FTA	Pct	Off	Def	Total	Ast	PF	St	TO	Bl	Pts	Avg	
2011-12	15	0	130	10	27	.370	4	13	.308	4	8	.500	16	11	27	6	19	7	3	1	28	1.9	

**Acquired** Signed as a free agent on Dec. 10, 2011

**Departed** Waived on Feb. 6, 2012



## Austin Daye

Years 2012-13			College Gonzaga								No 5					Pos F						
Season	G	GS	Min	FG	FGA	Pct	3fg	Att	Pct	FT	FTA	Pct	Off	Def	Total	Ast	PF	St	TO	Bl	Pts	Avg
2012-13	31	0	328	47	111	.423	20	58	.345	11	16	.688	6	54	60	21	39	9	16	14	125	4.0

**Acquired** As part of a three-team trade, traded by the Detroit Pistons with Tayshaun Prince to the Memphis Grizzlies; Memphis traded Rudy Gay and Hamed Haddadi to the Toronto Raptors; Toronto traded Ed Davis and a 2013 second round draft pick to Memphis and traded Jose Calderon to Toronto on Jan. 30, 2013

**Departed** Free agent not re-signed



## Terry Dehere

Years 1998-99				College Seton Hall								No 24					Pos G						
Season	G	GS	Min	FG	FGA	Pct	3fg	Att	Pct	FT	FTA	Pct	Off	Def	Total	Ast	PF	St	TO	Bl	Pts	Avg	
1998-99	22	0	271	27	74	365	15	34	441	5	7	714	5	17	22	26	28	5	14	3	74	3.4	

**Acquired** Signed to a 10-day contract in March 1999

**Departed** Free agent not re-signed in July 1999



## Michael Dickerson

Years 1999-00 to 2002-03	College Arizona										No 8					Pos G/F						
Season	G	GS	Min	FG	FGA	Pct	3fg	Att	Pct	FT	FTA	Pct	Off	Def	Total	Ast	PF	St	TO	Bl	Pts	Avg
1999-00	82	82	3103	554	1270	.436	119	291	.409	269	324	.830	78	201	279	208	226	116	165	45	1496	18.2
2000-01	70	69	2618	425	1020	.417	86	230	.374	206	270	.763	70	159	229	233	207	62	162	27	1142	16.3
2001-02	4	4	124	15	48	.313	8	21	.381	5	6	.833	3	9	12	9	12	3	8	1	43	10.8
2002-03	6	1	87	10	24	.417	4	11	.402	5	5	.784	1	5	6	8	16	5	6	1	29	4.8
Total	162	156	5932	1004	2362	.425	217	553	.392	485	605	.801	152	374	526	458	461	186	341	74	2710	16.7

**Acquired** In a three-team trade with Houston and Orlando in Aug. 1999

**Departed** Retired Oct. 25, 2003



## Keyon Dooling

Years 2012-13			College Missouri								No 55							Pos G						
Season	G	GS	Min	FG	FGA	Pct	3fg	Att	Pct	FT	FTA	Pct	Off	Def	Total	Ast	PF	St	TO	Bl	Pts	Avg		
2012-13	7	0	82	10	21	476	5	12	417	6	7	857	0	1	1	8	8	1	5	0	31	4.4		

**Acquired** Signed as a free agent on April 3, 2013

**Departed** Free agent not re-signed



## Tyler Dorsey

Years 2018-19			College Oregon										No 22					Pos G				
Season	G	GS	Min	FG	FGA	Pct	3fg	Att	Pct	FT	FTA	Pct	Off	Def	Total	Ast	PF	St	TO	Bl	Pts	Avg
2018-19	21	11	447	75	175	.429	34	93	.366	22	35	.629	18	52	70	39	33	7	17	1	206	9.8

**Acquired** Traded by Atlanta to Memphis for Shelvin Mack on Feb. 7, 2019

**Departed** Became a free agent on July 1, 2019



**Toney Douglas**

Years 2016-17				College Florida State										No 16						Pos G							
Season	G	GS	Min	FG	FGA	Pct	3fg	Att	Pct	FT	FTA	Pct	Off	Def	Total	Ast	PF	St	TO	Bl	Pts	Avg					
2016-17	24	0	394	43	117	.368	7	42	.167	24	29	.828	13	48	61	56	50	18	21	5	117	4.9					

**Acquired** (1) Signed by Memphis pursuant to the NBA's hardship rules on Dec. 5, 2016; (2) Signed by Memphis to the first of two 10-day contracts on Jan. 30, 2017; (3) Signed by Memphis to a multi-year contract on Feb. 23, 2017

**Departed** (1) Waived by Memphis on Dec. 15, 2016; (2) Second 10-day contract expired on Feb. 19, 2017; (3) Waived by Memphis on March 18, 2017

**Blue Edwards**

Years 1995-96 to 1997-98				College East Carolina										No 30				Pos G/F									
Season	G	GS	Min	FG	FGA	Pct	3fg	Att	Pct	FT	FTA	Pct	Off	Def	Total	Ast	PF	St	TO	Bl	Pts	Avg					
1995-96	82	82	2773	401	956	.419	84	245	.343	157	208	.755	98	248	346	212	243	118	170	46	1043	12.7					
1996-97	61	12	1439	182	458	.397	25	89	.281	89	109	.817	49	140	189	114	135	38	81	20	478	7.8					
1997-98	81	20	1968	326	742	.439	40	120	.333	180	215	.837	61	156	217	201	183	86	134	27	872	10.8					
Total	224	114	6180	909	2156	.422	149	454	.328	426	532	.801	208	544	752	527	561	242	385	93	2393	10.7					

**Acquired** In the 1995 Expansion Draft (from Utah 26th overall)

**Departed** Free agent not re-signed July 1998

**Doug Edwards**

Years 1995-96 to 1997-98										College Florida State										No 32										Pos F									
Season	G	GS	Min	FG	FGA	Pct	3fg	Att	Pct	FT	FTA	Pct	Off	Def	Total	Ast	PF	St	TO	Bl	Pts	Avg																	
1995-96	31	0	519	32	91	.352	0	4	.000	29	38	.763	35	52	87	39	51	10	29	18	93	3.0																	
1996-97	Did not play due to injury																																						
1997-98	Did not play due to injury																																						

**Acquired** In the 1995 Expansion Draft (from Atlanta 24th overall)

**Departed** Waived in Jan. 1998

**Kevin Edwards**

Years 2000-01			College DePaul										No 21					Pos G									
Season	G	GS	Min	FG	FGA	Pct	3fg	Att	Pct	FT	FTA	Pct	Off	Def	Total	Ast	PF	St	TO	Bl	Pts	Avg					
2000-01	46	5	634	56	170	.329	5	19	.263	43	53	.811	23	59	82	52	46	29	37	8	160	3.5					

**Acquired** Signed as a free agent in Oct. 2000

**Departed** Free agent not re-signed July 2001

**Obinna Ekezie**

Years 1999-00				College Maryland								No 54								Pos F/C							
Season	G	GS	Min	FG	FGA	Pct	3fg	Att	Pct	FT	FTA	Pct	Off	Def	Total	Ast	PF	St	TO	Bl	Pts	Avg					
1999-00	39	0	351	41	88	.466	0	0	---	43	64	.672	34	58	92	8	61	9	26	4	125	3.2					

**Acquired** Drafted 37th overall by the Grizzlies in the 1999 NBA Draft

**Departed** Traded to Washington in Aug. 2000 along with Felipe Lopez, Cherokee Parks and Dennis Scott in exchange for Isaac Austin

**Wayne Ellington**

Years 2012-13				College North Carolina										No 3				Pos G									
Season	G	GS	Min	FG	FGA	Pct	3fg	Att	Pct	FT	FTA	Pct	Off	Def	Total	Ast	PF	St	TO	Bl	Pts	Avg					
2012-13	40	4	676	81	199	.407	41	97	.423	15	16	.938	5	47	52	42	38	16	24	1	218	5.5					

**Acquired** Traded by the Minnesota Timberwolves to the Memphis Grizzlies for Dante Cunningham on July 24, 2012

**Departed** Traded to the Cleveland Cavaliers with Marreese Speights, Josh Selby and a 2013 first round draft pick for Jon Leuer on Jan. 22, 2013

**Andre Emmett**

Years 2004-05				College Texas Tech								No. 14				Pos G							
Season	G	GS	Min	FG	FGA	Pct	3fg	Att	Pct	FT	FTA	Pct	Off	Def	Total	Ast	PF	St	TO	Bl	Pts	Avg	
2004-05	8	0	28	2	6	.333	0	0	---	3	5	.600	0	2	2	0	4	0	1	0	7	0.9	

**Acquired** Draft rights traded to Memphis on June 24, 2004 by Seattle for cash considerations and a 2005 second round NBA Draft pick

**Departed** Traded to Miami along with James Posey and Jason Williams as part of a five-team trade on Aug. 2, 2005



# ALL-TIME ROSTER



## James Ennis III

Years	2015-16, 2016-17 to 2017-18											College California State, Long Beach				No 8				Pos F							
Season	G	GS	Min	FG	FGA	Pct	3fg	Att	Pct	FT	FTA	Pct	Off	Def	Total	Ast	PF	St	To	Bl	Pts	Avg					
2015-16	10	0	40	4	13	.308	2	8	.250	6	10	.600	4	3	7	2	1	4	2	2	16	1.6					
2016-17	64	28	1501	146	321	.455	51	137	.372	86	110	.782	69	190	259	64	165	46	59	19	429	6.7					
2017-18	45	14	1053	108	222	.486	30	84	.357	64	73	.877	53	104	157	49	81	32	38	12	310	6.9					
Total	119	42	2594	258	556	.464	83	229	.362	156	193	.808	126	297	423	115	247	82	99	33	755	6.3					

**Acquired** 1) Traded by Miami with Mario Chalmers to Memphis for Beno Udrih and Jarnell Stokes on Nov. 10, 2015; 2) Signed a multi-year contract with Memphis on July 13, 2016

**Departed** 1) Waived on March 2, 2016; 2) Traded to Detroit for Brice Johnson and a future second round draft pick on Feb. 8, 2018



## Tyreke Evans

Years 2017-18				College Memphis								No 12				Pos G							
Season	G	GS	Min	FG	FGA	Pct	3fg	Att	Pct	FT	FTA	Pct	Off	Def	Total	Ast	PF	St	TO	Bl	Pts	Avg	
2017-18	52	32	1607	366	809	.452	114	286	.399	164	209	.785	44	221	265	269	96	57	117	17	1010	19.4	

**Acquired** Signed by Memphis on July 13, 2017

**Departed** Became a free agent on July 1, 2018



## Jordan Farmar

Years 2015-16		College UCLA								No 4							Pos G						
Season	G	GS	Min	FG	FGA	Pct	3fg	Att	Pct	FT	FTA	Pct	Off	Def	Total	Ast	PF	St	TO	Bl	Pts	Avg	
2015-16	12	10	291	42	100	.420	16	45	.356	10	10	1.000	4	21	25	37	22	15	18	2	110	9.2	

**Acquired** Signed by Memphis to a 10-day contract on March 21, 2016 and signed for the remainder of the season on March 31, 2016

**Departed** Became a free agent on July 1, 2016



## Isaac Fontaine

Years 2001-02				College Washington State								No 21				Pos G							
Season	G	GS	Min	FG	FGA	Pct	3fg	Att	Pct	FT	FTA	Pct	Off	Def	Total	Ast	PF	St	TO	Bl	Pts	Avg	
2001-02	6	0	76	3	14	.214	1	5	.200	4	6	.667	0	5	5	4	6	0	4	0	11	1.8	

**Acquired** Signed March 3, 2002 to a 10-day contract

**Departed** Waived March 13, 2002



## Antonis Fotsis

Years 2001-02			From Athens, Greece								No 6				Pos F									
Season	G	GS	Min	FG	FGA	Pct	3fg	Att	Pct	FT	FTA	Pct	Off	Def	Total	Ast	PF	St	TO	Bl	Pts	Avg		
2001-02	28	1	320	42	104	.404	7	23	.304	17	20	.850	25	37	62	10	22	9	21	11	108	3.9		

**Acquired** Selected by the Grizzlies in the second round (48th pick overall) of the 2001 NBA Draft

**Departed** Free agent not re-signed in July 2002



## Adonal Foyle

Years 2008-09		College Colgate										No 30					Pos C									
Season	G	GS	Min	FG	FGA	Pct	3fg	Att	Pct	FT	FTA	Pct	Off	Def	Total	Ast	PF	St	TO	Bl	Pts	Avg				
2008-09	1	0	3	0	0	---	0	0	---	0	0	---	0	0	0	0	1	0	0	0	0	0.0				

**Acquired** Traded by the Orlando Magic to Memphis along with Orlando's 2009 first round pick, Mike Wilks and cash considerations as part of a three-team trade also involving the Houston Rockets on Feb. 19, 2009. As part of the trade, Houston also acquired Kyle Lowry from the Grizzlies

**Departed** Waived on March 1, 2009



## Jamaal Franklin

Years 2013-14		College San Diego State										No 22					Pos G									
Season	G	GS	Min	FG	FGA	Pct	3fg	Att	Pct	FT	FTA	Pct	Off	Def	Total	Ast	PF	St	TO	Bl	Pts	Avg				
2013-14	21	0	161	16	39	.410	5	11	.455	2	2	1.000	4	19	23	6	23	4	11	2	39	1.9				

**Acquired** Drafted by Memphis in the second round (41st overall) of the 2013 NBA Draft on June 27, 2013

**Departed** Waived on Aug. 31, 2014



## Years 2008-09 to 2018-19

Years 2008-09 to 2018-19	From Barcelona, Spain										No 33				Pos C							
Season	G	GS	Min	FG	FGA	Pct	3pt	Aft	Pct	FT	FTA	Pct	Off	Def	Total	Ast	Pas	Stl	Bk	Pts	Avg	
2008-09	82	75	2521	350	661	.530	0	1	.000	275	375	.733	201	404	605	143	265	63	164	90	975	119
2009-10	69	69	2468	378	651	.581	0	1	.000	252	376	.670	208	432	640	165	254	69	135	109	1008	146
2010-11	81	81	2586	364	691	.527	3	7	.429	220	294	.748	154	415	569	200	285	74	146	136	951	11.7
2011-12	65	65	2370	357	740	.482	1	12	.083	237	317	.748	120	459	579	204	201	62	121	121	952	14.6
2012-13	80	80	2796	429	869	.494	1	14	.071	268	316	.848	184	348	622	138	255	80	157	139	1277	14.1
2013-14	59	59	1970	336	711	.473	2	11	.182	185	241	.768	84	340	424	215	150	59	111	76	859	14.6
2014-15	81	81	2687	530	1072	.494	3	17	.176	350	440	.795	115	515	630	307	208	70	176	131	1413	17.4
2015-16	52	52	1791	328	707	.464	2	3	.667	203	245	.829	58	304	362	196	141	50	118	70	861	16.6
2016-17	74	74	2531	532	1160	.459	104	268	.388	372	378	.832	87	60	42	338	107	67	166	94	1464	19.5
2017-18	73	73	2408	434	1033	.420	109	320	.341	281	337	.834	78	614	592	305	185	54	194	101	1258	17.2
2018-19	53	53	1788	303	683	.444	76	221	.344	121	256	.56	399	455	228	147	60	115	67	834	15.7	
Total	769	762	25917	4341	8978	.484	301	875	.344	2701	3474	.777	1318	4624	5942	2639	2242	708	1607	11351	6184	15.2

**Acquired** Draft rights (48th overall pick in the 2007 NBA Draft) traded by the Los Angeles Lakers along with Kwame Brown, Javaris Crittenton, Aaron McKie, two future first round draft picks (2008, 2010) and cash considerations in exchange for Pau Gasol and a 2010 second round draft pick on Feb. 1, 2008

**Departed** Traded by Memphis to Toronto for Jonas Valanciunas, Delon Wright, C.J. Miles and a 2024 second round draft pick on Feb. 7, 2019



## Years 2001-02 to 2007-08

Years 2001-02 to 2007-08				From Barcelona, Spain							No 16					Pos F/C						
Season	G	GS	Min	FG	FGA	Pct	3pt	Ast	Pct	FT	FTA	Pct	Off	Def	Total	Ast	PF	St	Bl	Pts	Avg	
2001-02	82	79	3007	551	1064	518	1	5	200	338	477	709	238	492	730	223	195	41	224	169	1441	17.6
2002-03	82	82	2948	569	1116	510	1	10	100	416	565	736	192	528	720	229	220	34	213	148	1555	19.0
2003-04	78	78	2458	506	1049	482	4	15	267	365	511	714	206	394	600	198	185	44	187	132	185	17.7
2004-05	56	53	1790	357	695	514	1	6	167	282	367	768	130	280	410	135	146	37	137	93	997	17.8
2005-06	80	80	3135	600	1194	503	3	12	250	425	617	689	191	522	713	371	184	46	235	153	1628	20.4
2006-07	59	59	2133	462	858	538	3	11	273	299	400	748	149	432	581	201	137	29	162	126	1228	20.8
2007-08	39	39	1433	279	557	501	4	15	267	176	215	819	94	240	324	116	85	16	8	538	13.8	
Total	476	470	16904	3324	6533	509	17	74	230	2301	3152	730	1280	2896	4096	1473	1152	247	1238	877	8966	18.8

**Acquired** Selected by the Atlanta Hawks in the first round (third pick overall) of the 2001 NBA Draft. Draft rights traded with Lorenzen Wright and Brevin Knight by the Hawks to the Grizzlies for Shareef Abdur-Rahim on June 30, 2001

**Departed** Traded to the Los Angeles Lakers with a 2010 second-round pick in exchange for Kwame Brown, Javaris Crittenton, Aaron McKie, the draft rights to Marc Gasol, a first-round pick in 2008, a first-round pick in 2010 and cash considerations on Feb. 1, 2008



### Years 1995-96

Years 1995-96				College Old Dominion								No 44				Pos F							
Season	G	GS	Min	FG	FGA	Pct	3fg	Att	Pct	FT	FTA	Pct	Off	Def	Total	Ast	PF	St	TO	Bl	Pts	Avg	
1995-96	25	14	570	91	190	479	0	0	---	47	78	603	35	79	114	14	75	10	40	11	229	9.2	

**Acquired** In the 1995 Expansion Draft (from Charlotte 16th overall)

**Departed** Traded to Orlando in Feb. 1996 along with a 1996 2nd round draft choice in exchange for Jeff Turner



## Years 2006-07 to 2012-13

College Connecticut										No 22				Pos F									
Season	G	GS	Min	FG	FGA	FG%	3Pt	3PtA	3Pt%	FT	FTA	FT%	Pct	Off	Def	Total	Ast	Pst	St	To	Pk	Pts	Avg
2006-07	78	43	2103	321	760	.422	52	143	.364	152	209	.727	93	255	348	100	192	71	140	74	846	10.8	
2007-08	81	81	3000	625	1355	.461	134	387	.346	248	316	.785	140	359	499	158	230	111	190	79	1632	20.1	
2008-09	78	78	2945	572	1262	.453	85	235	.361	264	344	.767	109	328	437	135	221	98	203	59	1493	18.9	
2009-10	80	80	3174	600	1288	.466	66	202	.327	301	400	.752	115	357	472	153	201	118	169	64	1567	19.6	
2010-11	64	54	2152	409	869	.471	57	174	.396	194	241	.805	82	254	336	153	91	135	58	1068	19.8		
2011-12	65	65	2422	485	1067	.455	54	173	.312	208	263	.791	130	287	417	147	138	95	161	55	1232	19.0	
2012-13	42	42	1541	281	688	.408	40	129	.311	116	156	.776	56	193	249	108	87	56	104	31	723	17.2	
Total	479	443	17338	3293	7289	.452	488	1420	.344	1488	1929	.771	725	2033	2758	954	1200	640	1102	420	8562	17.9	

**Acquired** Draft rights (eighth overall in the 2006 NBA Draft) traded by the Houston Rockets with Stromile Swift for Shane Battier on July 12, 2006

**Departed** As part of a three-team trade, traded by Memphis with Hamed Haddadi to the Toronto Raptors; the Detroit Pistons traded Tayshaun Prince and Austin Daye to Memphis; Toronto traded Ed Davis and a 2013 second round draft pick to Memphis and traded Jose Calderon to Detroit on Jan. 30, 2013



## Years 2009-10

Years 2009-10	College Northwestern State										No 2		Pos F									
Season	G	GS	Min	FG	FGA	Pct	3fg	Att	Pct	FT	FTA	Pct	Off	Def	Total	Ast	PF	St	TO	Bl	Pts	Avg
2009-10	2	0	5	1	1	1.000	0	0	0	0	0	0	0	1	1	0	0	1	0	0	2	1.0

**Acquired** Signed as a free agent on Aug. 27, 2009

**Departed** Waived on Nov. 5, 2009



# ALL-TIME ROSTER



## Eddie Gill

Years 2001-02				College Weber State										No 7					Pos G									
Season	G	GS	Min	FG	FGA	Pct	3fg	Att	Pct	FT	FTA	Pct	Off	Def	Total	Ast	PF	St	TO	Bl	Pts	Avg						
2001-02	23	5	384	39	92	.424	7	22	.318	31	39	.795	7	21	28	49	38	11	34	3	116	5.0						

**Acquired** Signed to a 10-day contract on Feb. 23, 2002

**Departed** Contract not renewed by Grizzlies



## Gordon Giricek

Years 2002-2003				From Zagreb, Croatia								No 10				Pos G									
Season	G	GS	Min	FG	FGA	Pct	3fg	Att	Pct	FT	FTA	Pct	Off	Def	Total	Ast	PF	St	TO	Bl	Pts	Avg			
2002-03	49	35	1187	207	478	.433	46	130	.354	88	107	.822	18	90	108	70	104	22	94	6	548	11.2			

**Acquired** Draft rights traded by San Antonio to Memphis on June 28, 2002 for a second round pick in the 2004 Draft and cash considerations

**Departed** Traded by Memphis with Drew Gooden to the Orlando Magic for Mike Miller, Ryan Humphrey, a future first-round draft pick and a future second round draft pick on Feb. 19, 2003




## Drew Gooden

Years 2002-2003				College Kansas								No 0								Pos F							
Season	G	GS	Min	FG	FGA	Pct	3fg	Att	Pct	FT	FTA	Pct	Off	Def	Total	Ast	PF	St	TO	Bl	Pts	Avg					
2002-03	51	29	1329	255	576	.443	14	46	.304	92	132	.697	105	190	295	63	121	38	105	22	616	12.1					

**Acquired** Selected by the Memphis Grizzlies in the first round (fourth pick overall) of the 2002 NBA Draft

**Departed** Traded by Memphis with Gordon Giricek to the Orlando Magic for Mike Miller, Ryan Humphrey, a future first-round draft pick and a future second round draft pick on Feb. 19, 2003



## JaMychal Green

Years 2014-15 to 2018-19										From Alabama					No 0					Pos F				
Season	G	GS	Min	FG	FGA	Pct	3fg	Att	Pct	FT	FTA	Pct	Off	Def	Total	Ast	PF	St	TO	Bl	Pts	Avg		
2014-15	20	1	139	23	40	.575	0	4	.000	8	10	.800	16	23	39	4	19	5	12	3	54	2.7		
2015-16	78	15	1446	230	495	.465	15	45	.333	103	137	.752	139	234	373	67	189	46	83	33	578	7.4		
2016-17	77	75	2101	250	500	.500	55	145	.379	134	167	.802	167	377	544	84	248	46	94	34	689	8.9		
2017-18	55	54	1542	223	488	.457	43	127	.339	80	111	.721	147	317	464	79	153	32	76	25	569	10.3		
2018-19	41	4	900	151	312	.484	38	96	.396	63	80	.788	72	180	252	69	134	50	54	25	463	9.4		
Total	230	145	5228	726	1523	.477	113	321	.352	325	425	.765	469	951	1420	234	609	130	265	95	1890	8.2		

**Acquired** Signed by Memphis to the first of two 10-day contracts as a Call-Up from the NBA Development League's Austin Spurs on Feb. 2, 2015 and signed to a multi-year contract on March 2, 2015

**Departed** Traded by Memphis with Garrett Temple to the Los Angeles Clippers for Avery Bradley on Feb. 7, 2019



## Jeff Green

Years 2014-15 to 2015-16										College Georgetown										No 32										Pos F									
Season	G	GS	Min	FG	FGA	Pct	3fg	Att	Pct	FT	FTA	Pct	Off	Def	Total	Ast	PF	St	TO	Bl	Pts	Avg																	
2014-15	45	37	1361	210	492	.427	50	138	.362	118	143	.825	43	144	187	81	81	26	52	21	588	13.1																	
2015-16	53	31	1544	240	557	.431	42	136	.309	124	155	.800	55	186	241	98	102	40	69	19	646	12.2																	
Total	98	68	2905	450	1049	.429	92	274	.336	242	298	.812	98	330	428	179	183	66	121	40	1234	12.6																	

**Acquired** As part of a three-team trade, traded by the Boston Celtics to Memphis; Memphis traded Tayshaun Prince and a future first round draft pick to Boston; Memphis traded Quincy Pondexter and a 2015 second round draft pick to the New Orleans Pelicans; New Orleans traded Austin Rivers to Boston and Russ Smith to Memphis on Jan. 12, 2015

**Departed** Traded by Memphis to the Los Angeles Clippers for a future first round draft pick and Lance Stephenson on Feb. 18, 2016



## Hamed Haddadi

Years 2008-09 to 2012-13										From Ahvaz, Iran										No 15										Pos C									
Season	G	GS	Min	FG	FGA	Pct	3fg	Att	Pct	FT	FTA	Pct	Off	Def	Total	Ast	PF	St	TO	Bl	Pts	Avg																	
2008-09	19	0	120	15	31	.484	0	0	---	18	30	.600	16	31	47	8	20	1	9	12	48	2.5																	
2009-10	36	0	240	24	62	.387	0	3	.000	14	19	.737	26	49	75	10	57	1	20	14	62	1.7																	
2010-11	31	0	168	30	58	.517	0	1	.000	15	23	.652	24	44	68	5	29	2	11	13	75	2.4																	
2011-12	35	0	206	26	48	.542	0	1	.000	18	26	.692	28	43	71	8	43	1	21	26	70	2.0																	
2012-13	13	0	87	7	21	.333	0	0	---	1	2	.500	10	14	24	4	15	1	4	6	15	1.2																	
Total	134	0	821	102	220	.464	0	5	.000	66	100	.660	104	181	285	35	164	6	65	71	270	2.0																	

# ALL-TIME ROSTER



## P.J. Hairston

Years 2015-16

College North Carolina

No 19

Pos G/F

Season	G	GS	Min	FG	FGA	Pct	3fg	Att	Pct	FT	FTA	Pct	Off	Def	Total	Ast	PF	St	TO	Bl	Pts	Avg
2015-16	18	9	375	46	132	.348	16	69	.232	16	22	.727	7	39	46	9	31	8	17	4	124	6.9

**Acquired** As part of a three-team trade, traded by Charlotte with two future second round draft picks to Memphis; Charlotte traded Brian Roberts to Miami; Memphis traded Courtney Lee to Charlotte; Miami traded Chris Andersen and two future second round picks to Memphis on Feb. 16, 2016  
**Departed** Became a free agent on July 1, 2016

## Dusty Hannahs

Years 2018-19

College Arkansas

No 8

Pos G

Season	G	GS	Min	FG	FGA	Pct	3fg	Att	Pct	FT	FTA	Pct	Off	Def	Total	Ast	PF	St	TO	Bl	Pts	Avg
2018-19	2	0	26	3	12	.250	0	5	.000	2	2	1.000	0	1	1	5	1	1	1	0	8	4.0

**Acquired** Signed a 10-day contract with Memphis as a Call-Up from the NBA G League's Memphis Hustle pursuant to the NBA's hardship roster rules on March 30, 2019  
**Departed** Waived on April 5, 2019

## Andrew Harrison

Years 2016-17 to 2018-19

College Kentucky

No 5

Pos G

Season	G	GS	Min	FG	FGA	Pct	3fg	Att	Pct	FT	FTA	Pct	Off	Def	Total	Ast	PF	St	TO	Bl	Pts	Avg
2016-17	72	18	1474	117	360	.325	43	156	.276	148	194	.763	23	113	136	198	194	54	85	20	425	5.9
2017-18	56	46	1326	181	429	.422	47	142	.331	124	159	.780	23	108	131	177	138	38	81	26	533	9.5
2018-19	1	0	5	1	2	.500	0	1	.000	0	0	-	0	0	0	0	1	0	0	0	2	2.0
Total	129	64	2805	299	791	.378	90	299	.301	272	353	.771	46	221	267	375	333	91	166	47	960	7.4

**Acquired** Draft rights (44th in 2015) traded by Phoenix to Memphis for Jon Leuer on June 25, 2015; signed by Memphis to a multi-year contract on July 10, 2016  
**Departed** Waived on Nov. 1, 2018

## Lorinza "Junior" Harrington

Years 2006-07

College Wingate

No 10

Pos G

Season	G	GS	Min	FG	FGA	Pct	3fg	Att	Pct	FT	FTA	Pct	Off	Def	Total	Ast	PF	St	TO	Bl	Pts	Avg
2006-07	29	8	543	57	137	.416	7	26	.269	31	46	.674	12	56	68	89	79	21	52	5	152	5.2

**Acquired** Signed by the Grizzlies to the first of two 10-day contracts on Feb. 9, 2007; Signed for the remainder of the season on March 1, 2007  
**Departed** Free agent not re-signed July 2007

## Othella Harrington

Years 1999-00 to 2000-01

College Georgetown

No 24

Pos F

Season	G	GS	Min	FG	FGA	Pct	3fg	Att	Pct	FT	FTA	Pct	Off	Def	Total	Ast	PF	St	TO	Bl	Pts	Avg
1999-00	82	82	2677	420	830	.506	0	2	.000	236	298	.792	196	367	563	97	287	36	217	58	1076	13.1
2000-01	44	40	1267	180	386	.466	0	3	.000	120	154	.779	102	187	289	36	136	19	104	26	480	10.9
Total	126	122	3944	600	1216	.493	0	5	.000	356	452	.788	298	554	852	133	423	55	321	84	1556	12.3

**Acquired** In a three-team trade with Houston and Orlando in Aug. 1999  
**Departed** Traded to New York in Feb. 2001 in exchange for Erick Strickland and two draft picks

## Antonio Harvey

Years 1995-96

College Pfeiffer

No 40

Pos F

Season	G	GS	Min	FG	FGA	Pct	3fg	Att	Pct	FT	FTA	Pct	Off	Def	Total	Ast	PF	St	TO	Bl	Pts	Avg
1995-96	18	6	410	39	95	.411	0	2	.000	20	43	.465	27	67	94	09	38	14	18	21	98	5.4

**Acquired** In the 1995 Expansion Draft (from LAL sixth overall)  
**Departed** Waived in Dec. 1995

## J.R. Henderson

Years 1998-99

College UCLA

No 52

Pos F

Season	G	GS	Min	FG	FGA	Pct	3fg	Att	Pct	FT	FTA	Pct	Off	Def	Total	Ast	PF	St	TO	Bl	Pts	Avg
1998-99	30	0	331	35	96	.365	2	5	.400	25	45	.556	20	27	47	22	29	9	18	4	97	3.2

**Acquired** Drafted 56th overall by the Grizzlies in the 1998 NBA Draft  
**Departed** Free agent not re-signed July 1999

INTRO

PLAYERS

EXECUTIVE

BASKETBALL OPS

BUSINESS OPS

MEDIA

COMMUNITY

HISTORY

PLAYOFFS

REVIEW

OPPONENTS

NBA

FEDERATION

AT A GLANCE





## Myke Henry

Years 2017-18			College DePaul								No 4								Pos G/F							
Season	G	GS	Min	FG	FGA	Pct	3fg	Att	Pct	FT	FTA	Pct	Off	Def	Total	Ast	PF	St	TO	Bl	Pts	Avg				
2017-18	20	0	378	41	109	.376	19	58	.328	6	10	.600	10	28	38	22	28	31	19	6	107	5.4				

**Acquired** Signed by Memphis to a two-way contract on Jan. 13, 2018.

**Departed** Waived on July 20, 2018.



## Xavier Henry

Years 2010-11			College Kansas										No 13				Pos G/F							
Season	G	GS	Min	FG	FGA	Pct	3fg	Att	Pct	FT	FTA	Pct	Off	Def	Total	Ast	PF	St	TO	Bl	Pts	Avg		
2010-11	38	16	527	65	160	.406	2	17	.118	33	52	.635	9	28	37	18	48	11	13	3	165	4.3		

**Acquired** Selected by the Grizzlies in the first round (12th overall) of the 2010 NBA Draft

**Departed** Traded to New Orleans on January 4, 2012 as part of three-team deal that sent Marreese Speights to Memphis



**Carl Herrera**

Years	College Houston										No 14				Pos F							
Season	G	GS	Min	FG	FGA	Pct	3fg	Att	Pct	FT	FTA	Pct	Off	Def	Total	Ast	PF	St	TO	Bl	Pts	Avg
1998-99	4	0	42	3	13	.231	0	0	---	0	2	.000	5	3	8	3	3	0	4	0	6	1.5

**Acquired** In a trade with San Antonio in June 1998 (along with the draft rights to Felipe Lopez in exchange for Antonio Daniels)

**Departed** Waived in Feb. 1999



**Justin Holiday**

Years 2018-19				College Washington								No 7				Pos G/F							
Season	G	GS	Min	FG	FGA	Pct	3fg	Att	Pct	FT	FTA	Pct	Off	Def	Total	Ast	PF	St	TO	Bl	Pts	Avg	
2018-19	44	39	1282	149	383	.389	65	195	.333	54	60	.900	27	127	154	61	85	54	57	15	417	9.5	

**Acquired** Traded by Chicago to Memphis for MarShon Brooks, Wayne Selden Jr. and two future second round draft picks (2019, 2020) on Jan. 4, 2019

**Departed** Became a free agent on July 1, 2019



**Ryan Hollins**

Years 2015-16			College UCLA								No 20								Pos C							
Season	G	GS	Min	FG	FGA	Pct	3fg	Att	Pct	FT	FTA	Pct	Off	Def	Total	Ast	PF	St	TO	Bl	Pts	Avg				
2015-16	32	9	412	45	72	.625	0	0	-	26	42	.619	40	47	87	10	58	6	21	20	116	3.6				

**Acquired** 1) Signed by Memphis as a free agent on Sept. 28, 2015; 2) Signed by Memphis as a free agent on Dec. 29, 2015; 3) Signed by Memphis to the first of two 10-day contracts on Jan. 21, 2016; 4) Re-signed by Memphis for the remainder of the season on March 2, 2016

**Departed** 1) Waived on Oct. 26, 2015; 2) Waived on Jan. 7, 2016; 3) Second 10-day contract expired on Feb. 11, 2016; 4) Waived on April 7, 2016




**Lester Hudson**

Years 2009-10, 2011-12				College Tennessee-Martin								No 26, 14				Pos G							
Season	G	GS	Min	FG	FGA	Pct	3fg	Att	Pct	FT	FTA	Pct	Off	Def	Total	Ast	PF	St	TO	Bt	Pts	Avg	
2009-10	9	0	61	14	35	.400	2	11	.182	6	7	.857	4	6	10	5	5	5	5	1	36	4.0	
2011-12	3	0	20	3	11	.273	1	3	.333	2	3	.667	0	0	0	1	0	0	2	0	9	3.0	
Total	12	0	81	17	46	.370	3	14	.214	8	10	.800	4	6	10	6	5	5	7	1	45	3.8	

**Acquired** 1) Claimed off waivers on Jan. 8, 2010; 2) Signed as a free agent on April 20, 2012

**Departed** 1) Waived on July 1, 2010; 2) Free agent not re-signed



**Ryan Humphrey**

Years 2002-03 to 2004-05				College Notre Dame								No 40				Pos F							
Season	G	GS	Min	FG	FGA	Pct	3fg	Att	Pct	FT	FTA	Pct	Off	Def	Total	Ast	PF	St	TO	Bt	Pts	Avg	
2002-03	13	0	122	12	35	.343	0	0	0	---	5	11	.455	4	26	30	4	18	5	2	18	1.4	
2003-04	2	0	11	1	4	.250	0	1	1	1.000	0	0	---	2	1	3	1	3	1	2	0	1.0	
2004-05	35	0	317	42	103	.408	0	2	2	1.000	18	37	.486	50	37	87	6	35	10	23	1	102	2.9
Total	50	0	450	55	142	.387	0	3	3	2.000	23	48	.479	56	64	120	11	56	16	27	3	133	2.7

**Acquired** Traded by Orlando with Mike Miller, a future first-round draft pick and a future second round draft pick for Gordan Giricek and

Drew Gooden on Feb. 19, 2003

**Departed** Free agent not re-signed in July 2005

**Vince Hunter**

Years 2017-18				College Texas-El Paso								No 32				Pos F							
Season	G	GS	Min	FG	FGA	Pct	3fg	Att	Pct	FT	FTA	Pct	Off	Def	Total	Ast	PF	St	TO	Bl	Pts	Avg	
2017-18	4	0	7	3	5	.600	0	0	---	0	0	---	2	1	3	0	0	0	1	1	6	1.5	

**Acquired** Signed by Memphis to a two-way contract on Sept. 11, 2017.**Departed** Waived on Jan. 13, 2018.**Steven Hunter**

Years 2009-10			College DePaul										No 45					Pos C									
Season	G	GS	Min	FG	FGA	Pct	3fg	Att	Pct	FT	FTA	Pct	Off	Def	Total	Ast	PF	St	TO	Bl	Pts	Avg					
2009-10	21	0	157	17	43	.395	0	0	---	19	36	.528	18	24	42	0	10	1	9	12	53	2.5					

**Acquired** Traded by the Denver Nuggets along with a 2010 first round draft pick and cash considerations in exchange for a future conditional second round draft pick**Departed** Contract expired on June 30, 2010**Bobby Hurley**

Years 1997-98		College Duke										No 12					Pos G									
Season	G	GS	Min	FG	FGA	Pct	3fg	Att	Pct	FT	FTA	Pct	Off	Def	Total	Ast	PF	St	TO	Bl	Pts	Avg				
1997-98	27	0	458	46	123	.374	1	7	.143	29	39	.744	5	25	30	97	43	10	44	0	122	4.5				

**Acquired** In a trade with Sacramento in Feb. 1998 along with Michael Smith in exchange for Otis Thorpe and Chris Robinson**Departed** Waived in Jan. 1999**Allen Iverson**

Years 2009-10			College Georgetown										No 3				Pos G									
Season	G	GS	Min	FG	FGA	Pct	3fg	Att	Pct	FT	FTA	Pct	Off	Def	Total	Ast	PF	St	TO	Bl	Pts	Avg				
2009-10	3	0	67	15	26	.577	1	1	1.000	6	12	.500	1	3	4	11	5	1	7	0	37	12.3				

**Acquired** Signed as a free agent on Sept.10, 2009**Departed** Waived on Nov. 17, 2009**Bobby Jackson**

Years 2005-06		College Minnesota										No 24			Pos G									
Season	G	GS	Min	FG	FGA	Pct	3fg	Att	Pct	FT	FTA	Pct	Off	Def	Total	Ast	PF	St	TO	Bl	Pts	Avg		
2005-06	71	15	1775	286	748	.382	129	332	.389	107	146	.733	44	179	223	195	155	61	101	1	808	11.4		

**Acquired** Traded to Memphis from Sacramento with Greg Ostertag in exchange for Bonzi Wells on Aug. 2, 2005**Departed** Free agent not re-signed in July 2006**Jaren Jackson Jr.**

Years 2018-19				College Michigan State								No 13				Pos F/C							
Season	G	GS	Min	FG	FGA	Pct	3fg	Att	Pct	FT	FTA	Pct	Off	Def	Total	Ast	PF	St	TO	Bl	Pts	Avg	
2018-19	58	56	1515	298	589	.506	51	142	.359	151	197	.766	73	199	272	64	220	52	98	82	798	13.8	

**Acquired** Selected by Memphis with the fourth overall pick in the first round of the 2018 NBA Draft on June 21, 2018; signed a multi year contract on July 1, 2018**Casey Jacobsen**

Years 2007-08			College Stanford										No 23					Pos G									
Season	G	GS	Min	FG	FGA	Pct	3fg	Att	Pct	FT	FTA	Pct	Off	Def	Total	Ast	PF	St	TO	Bl	Pts	Avg					
2007-08	53	0	547	39	115	.339	16	72	.222	13	17	.765	12	53	65	20	34	5	16	1	107	2.0					

**Acquired** Signed by Memphis as a free agent on July 24, 2007**Departed** Free agent not re-signed and renounced on Aug. 8, 2008

INTRO

PLAYERS

EXECUTIVE

BASKETBALL  
OPSBUSINESS  
OPS

MEDIA

COMMUNITY

HISTORY

PLAYOFFS

REVIEW

OPPONENTS

NBA

FEDERATION

AT A GLANCE



# ALL-TIME ROSTER



## Marko Jaric

Years 2008-09 to 2009-10				From Belgrade, Serbia								No 55				Pos G							
Season	G	GS	Min	FG	FGA	Pct	3fg	Att	Pct	FT	FTA	Pct	Off	Def	Total	Ast	PF	St	TO	Bl	Pts	Avg	
2008-09	53	0	605	48	145	.331	11	28	.393	29	41	.707	23	42	65	74	62	29	49	11	136	2.6	

**Acquired** Traded by the Minnesota Timberwolves along with the draft rights to O.J. Mayo (third overall pick), Greg Buckner and Antoine Walker in exchange for the draft rights to Kevin Love (fifth), Mike Miller, Brian Cardinal and Jason Collins on June 26, 2008

**Departed** Waived on Dec. 24, 2009



## Alexander Johnson

Years 2006-07				College Florida State				No 32				Pos F										
Season	G	GS	Min	FG	FGA	Pct	3fg	Att	Pct	FT	FTA	Pct	Off	Def	Total	Ast	PF	St	TO	Bl	Pts	Avg
2006-07	59	19	753	91	169	.538	0	0	---	78	118	.661	50	131	181	17	137	25	47	35	260	4.4

**Acquired** Draft rights traded to Memphis by Portland in exchange for a second round pick in the 2008 NBA Draft on June 28, 2006

**Departed** Waived by the Grizzlies July 13, 2007



## Brice Johnson

Years 2017-18				College North Carolina								No 14				Pos F							
Season	G	GS	Min	FG	FGA	Pct	3fg	Att	Pct	FT	FTA	Pct	Off	Def	Total	Ast	PF	St	TO	Bl	Pts	Avg	
2017-18	9	0	60	13	31	.419	0	0	---	1	3	.333	7	11	18	1	6	3	1	4	27	3.0	

**Acquired** Traded by Detroit with a future second round draft pick to Memphis for James Ennis III on Feb. 8, 2018.

**Departed** Waived on March 27, 2018.



## Chris Johnson

Years 2012-13				College Dayton								No 4				Pos G							
Season	G	GS	Min	FG	FGA	Pct	3fg	Att	Pct	FT	FTA	Pct	Off	Def	Total	Ast	PF	St	TO	Bl	Pts	Avg	
2012-13	8	0	102	11	25	.440	6	18	.333	1	2	.500	5	6	11	2	5	4	3	0	29	3.6	

**Acquired** Signed the first of two 10-day contracts on Jan. 23, 2013

**Departed** Second 10-day contract expired



## James Johnson

Years 2013-14				College Wake Forest								No 3				Pos F							
Season	G	GS	Min	FG	FGA	Pct	3fg	Att	Pct	FT	FTA	Pct	Off	Def	Total	Ast	PF	St	TO	Bl	Pts	Avg	
2013-14	52	4	956	143	308	.464	22	87	.253	76	90	.844	60	106	166	111	102	42	66	57	384	7.4	

**Acquired** Signed by Memphis as a free agent on Dec. 16, 2013

**Departed** Free agent not re-signed



## Omari Johnson

Years 2017-18				College Oregon State								No 14				Pos F							
Season	G	GS	Min	FG	FGA	Pct	3fg	Att	Pct	FT	FTA	Pct	Off	Def	Total	Ast	PF	St	TO	Bl	Pts	Avg	
2017-18	4	0	75	9	21	.429	4	12	.333	0	0	---	4	7	11	7	6	2	3	0	22	5.5	

**Acquired** Signed by Memphis to a multi-year contract on April 6, 2018

**Departed** Waived on June 24, 2018



## Bobby Jones

Years 2007-08				College Washington								No 6				Pos G/F							
Season	G	GS	Min	FG	FGA	Pct	3fg	Att	Pct	FT	FTA	Pct	Off	Def	Total	Ast	PF	St	TO	Bl	Pts	Avg	
2007-08	9	2	137	14	36	.389	3	13	.231	9	10	.900	10	17	27	11	17	5	5	2	40	4.4	

**Acquired** Signed by Memphis to a 10-day contract on Jan. 10, 2008

**Departed** Second 10-day contract expired on Jan. 30, 2008

**Dahntay Jones**

Years 2003-04 to 2006-07

College Duke

No 30

Pos G/F

Season	G	GS	Min	FG	FGA	Pct	3fg	Att	Pct	FT	FTA	Pct	Off	Def	Total	Ast	PF	St	TO	Bl	Pts	Avg
2003-04	20	0	154	15	53	.283	1	4	.250	5	11	.455	7	16	23	12	23	5	12	6	36	1.8
2004-05	52	7	649	83	190	.437	23	60	.383	44	64	.688	11	58	69	21	81	13	29	11	233	4.5
2005-06	71	4	967	109	263	.414	3	21	.143	60	93	.645	20	84	104	39	108	38	50	15	281	4.0
2006-07	78	25	1671	220	461	.477	5	12	.417	138	174	.793	47	106	153	68	192	39	92	22	583	7.5
Total	221	36	3441	427	967	.442	32	97	.330	247	342	.722	85	264	349	140	404	95	183	54	1133	5.1

**Acquired** Selected by the Boston Celtics in the 2003 NBA Draft (20th overall). Draft rights traded to Memphis along with the draft rights to Troy Bell (16th) in exchange for the draft rights to Marcus Banks (13th) and Kendrick Perkins (27th)

**Departed** Free agent not re-signed July 2007

**Damon Jones**

Years 2000-01

College Houston

No 11

Pos G

Season	G	GS	Min	FG	FGA	Pct	3fg	Att	Pct	FT	FTA	Pct	Off	Def	Total	Ast	PF	St	TO	Bl	Pts	Avg
2000-01	71	10	1415	170	416	.409	84	231	.364	37	52	.712	16	108	124	224	58	36	76	1	461	6.5

**Acquired** Signed as a free agent in Aug. 2000

**Departed** Free agent not re-signed in July 2001

**Eddie Jones**

Years 2005-06 to 2006-07

College Temple

No 6

Pos G

Season	G	GS	Min	FG	FGA	Pct	3fg	Att	Pct	FT	FTA	Pct	Off	Def	Total	Ast	PF	St	TO	Bl	Pts	Avg
2005-06	75	75	2437	292	722	.404	133	374	.356	168	215	.781	35	244	279	177	201	131	93	27	885	11.8
2006-07	29	14	561	57	151	.377	22	74	.297	25	34	.735	14	47	61	33	54	22	23	2	161	5.6
Total	104	89	2998	349	873	.400	155	448	.346	193	249	.775	49	291	340	210	255	153	116	29	1046	10.1

**Acquired** Traded to Memphis from Miami as part of a five-team trade on Aug. 2, 2005

**Departed** Waived on Jan. 30, 2007

**Chris King**

Years 1995-96

College Wake Forest

No 17

Pos F

Season	G	GS	Min	FG	FGA	Pct	3fg	Att	Pct	FT	FTA	Pct	Off	Def	Total	Ast	PF	St	TO	Bl	Pts	Avg
1995-96	80	66	1930	250	585	.427	44	113	.389	90	136	.662	102	183	285	104	163	68	103	33	634	7.9

**Acquired** Signed as a free agent in Oct. 1995

**Departed** Free agent not re-signed in July 1996

**Tarence Kinsey**

Years 2006-07 to 2007-08

College South Carolina


No 7

Pos G

Season	G	GS	Min	FG	FGA	Pct	3fg	Att	Pct	FT	FTA	Pct	Off	Def	Total	Ast	PF	St	TO	Bl	Pts	Avg
2006-07	48	12	967	139	304	.457	13	46	.283	78	98	.796	29	68	97	41	57	53	46	1	369	7.7
2007-08	11	0	96	16	38	.421	3	7	.429	5	6	.833	3	9	12	2	11	3	3	0	40	3.6
Total	59	12	1063	155	342	.453	16	53	.302	83	104	.798	32	77	109	43	68	56	49	1	409	6.9

**Acquired** Signed by Memphis as a free agent on July 13, 2006

**Departed** Waived on Dec. 18, 2007

**Brevin Knight**

Years 2001-02 to 2002-03

College Stanford

No 33

Pos G


Season	G	GS	Min	FG	FGA	Pct	3fg	Att	Pct	FT	FTA	Pct	Off	Def	Total	Ast	PF	St	TO	Bl	Pts	Avg
2001-02	53	11	1151	141	334	.422	2	8	.250	87	115	.757	11	98	109	302	135	79	111	7	371	7.0
2002-03	55	4	928	97	228	.425	2	8	.250	20	37	.541	15	66	81	233	123	69	94	2	216	3.9
Total	108	15	2079	238	562	.423	4	16	.250	107	152	.704	26	164	190	535	258	141	205	9	587	5.4

**Acquired** Traded by the Hawks with Lorenzen Wright and the draft rights to Pau Gasol to the Memphis Grizzlies for Shareef Abdur-Rahim on July 19, 2001

**Departed** Traded to Phoenix in Sept. 2003 in exchange for Jake Tsakalidis and Bo Outlaw



# ALL-TIME ROSTER



## Kosta Koufos

Years 2013-14 to 2014-15				College Ohio State					No 41					Pos C								
Season	G	GS	Min	FG	FGA	Pct	3fg	Att	Pct	FT	FTA	Pct	Off	Def	Total	Ast	PF	St	TO	Bl	Pts	Avg
2013-14	80	22	1349	227	459	.495	0	0	---	60	93	.645	160	258	418	39	182	32	67	71	514	6.4
2014-15	81	3	1348	182	358	.508	0	0	---	55	85	.647	121	305	426	37	148	29	69	63	419	5.2
Total	161	25	2697	409	817	.501	0	0	---	115	178	.646	281	563	844	76	330	61	136	134	933	5.8

**Acquired** Traded by the Denver Nuggets to the Memphis Grizzlies for Darrell Arthur and the draft rights to Joffrey Lauvergne (55th overall in 2014 NBA Draft) on June 27, 2013

**Departed** Signed a multi-year free agent contract with Sacramento on July 13, 2015



## Acie Law

Years 2010-11			College Texas A&M										No 2					Pos G						
Season	G	GS	Min	FG	FGA	Pct	3fg	Att	Pct	FT	FTA	Pct	Off	Def	Total	Ast	PF	St	TO	Bl	Pts	Avg		
2010-11	11	0	94	3	19	.158	0	6	.000	6	10	.600	3	8	11	14	10	4	10	0	12	1.1		

**Acquired** Signed as a free agent on Aug. 5, 2010

**Departed** Waived on Dec. 4, 2010



## Eric Leckner

Years 1996-97									College Wyoming									No 55				Pos F				
Season	G	GS	Min	FG	FGA	Pct	3fg	Att	Pct	FT	FTA	Pct	Off	Def	Total	Ast	PF	St	TO	Bl	Pts	Avg				
1996-97	19	1	115	14	30	.467	0	0	---	6	12	.500	5	30	35	4	32	3	10	2	34	1.8				

**Acquired** Signed to a 10-day contract in Feb. 1997

**Departed** Free agent not re-signed in July 1997



## Courtney Lee

Years 2013-14 to 2015-16				College Western Kentucky										No 5			Pos G						
Season	G	GS	Min	FG	FGA	Pct	3fg	Att	Pct	FT	FTA	Pct	Off	Def	Total	Ast	PF	St	TO	Bl	Pts	Avg	
2013-14	49	47	1469	205	431	.476	49	142	.345	81	90	.900	21	117	138	83	90	45	48	19	540	11.0	
2014-15	77	74	2354	288	643	.448	90	224	.402	111	129	.860	21	157	178	151	129	75	78	12	777	10.1	
2015-16	51	37	1489	192	419	.458	51	138	.370	76	92	.826	19	99	118	76	79	52	49	16	511	10.0	
Total	177	158	5312	685	1493	.459	190	504	.377	268	311	.862	61	373	434	310	298	173	175	47	1828	10.3	

**Acquired** As part of a three-team trade, traded by the Boston Celtics with a 2016 second round draft pick to the Memphis Grizzlies; Memphis traded Jerryd Bayless to Boston and traded a 2014 second round draft pick and a 2017 second round draft pick to the Oklahoma City Thunder; Oklahoma City traded Ryan Gomes to Boston and traded cash considerations to Memphis on Jan. 7, 2014

**Departed** As part of a three-team trade, traded by Memphis to Charlotte; Charlotte traded two future second round draft picks and P.J. Hairston to Memphis and traded Brian Roberts to Miami; Miami traded two future second round draft picks and Chris Andersen to Memphis on Feb. 16, 2016



## Jon Leuer

Years 2012-13 to 2014-15				College Wisconsin				No 30				Pos F										
Season	G	GS	Min	FG	FGA	Pct	3fg	Att	Pct	FT	FTA	Pct	Off	Def	Total	Ast	PF	St	TO	Bl	Pts	Avg
2012-13	19	0	96	15	24	.625	0	0	---	4	7	.571	8	16	24	3	10	4	3	0	34	1.8
2013-14	49	0	642	121	246	.492	23	49	.469	37	47	.787	37	121	158	20	63	18	27	13	302	6.2
2014-15	63	6	824	121	273	.443	7	29	.241	37	59	.627	50	157	207	46	86	17	35	9	286	4.5
Total	131	6	1562	257	543	.473	30	78	.385	78	113	.690	95	294	389	69	159	39	65	22	622	4.7

**Acquired** Traded by the Cleveland Cavaliers to the Memphis Grizzlies for Marreese Speights, Wayne Ellington, Josh Selby and a 2013 first round draft pick on Jan. 22, 2013

**Departed** Traded by Memphis to Phoenix for the draft rights to Andrew Harrison (44th overall) on June 25, 2015



## Grant Long

Years 1999-00 to 2001-02				College Eastern Michigan				No 43				Pos F										
Season	G	GS	Min	FG	FGA	Pct	3fg	Att	Pct	FT	FTA	Pct	Off	Def	Total	Ast	PF	St	TO	Bl	Pts	Avg
1999-00	42	1	920	74	167	.443	0	4	.000	55	71	.775	86	148	234	43	108	45	49	10	203	4.8
2000-01	66	27	1507	140	319	.439	4	15	.267	112	157	.713	76	198	274	83	160	72	62	15	396	6.0
2001-02	66	56	1868	164	385	.426	3	17	.176	86	123	.699	31	200	231	136	123	63	103	12	417	6.3
Total	174	84	4295	378	871	.434	7	36	.194	253	351	.720	193	546	739	262	391	180	214	37	1016	5.8

**Acquired** Signed as a free agent in Sept. 1999

**Departed** Free agent not re-signed in July 2002



**Felipe Lopez**

Years 1998-99 to 1999-00

College St. John's

No 13

Pos G

Season	G	GS	Min	FG	FGA	Pct	3fg	Att	Pct	FT	FTA	Pct	Off	Def	Total	Ast	PF	St	TO	Bl	Pts	Avg
1998-99	47	32	1218	169	379	.446	12	44	.273	87	135	.644	69	97	166	62	128	49	82	14	437	9.3
1999-00	65	0	781	111	261	.425	3	18	.167	67	109	.615	59	65	124	44	94	32	53	17	292	4.5
Total	112	32	1999	280	640	.438	15	62	.242	154	244	.631	128	162	290	106	222	81	135	31	729	6.5

**Acquired** In a trade with San Antonio in June 1998 along with Carl Herrera in exchange for Antonio Daniels**Departed** Traded to Washington in Aug. 2000 along with Obinna Ekezie, Cherokee Parks and Dennis Scott in exchange for Isaac Austin**Kyle Lowry**

Years 2006-07 to 2008-09

College Villanova

No 1

Pos G

Season	G	GS	Min	FG	FGA	Pct	3fg	Att	Pct	FT	FTA	Pct	Off	Def	Total	Ast	PF	St	TO	Bl	Pts	Avg
2006-07	10	0	175	14	38	.368	3	8	.375	25	28	.893	12	19	31	32	20	14	12	1	56	5.6
2007-08	82	9	2089	256	592	.432	36	140	.257	243	348	.698	41	209	250	296	185	92	127	22	791	9.6
2008-09	49	21	1071	112	272	.412	17	69	.246	129	161	.801	13	98	111	178	89	48	79	8	370	7.6
Total	141	30	3335	382	902	.424	56	217	.258	397	537	.739	66	326	392	506	294	154	218	31	1217	8.6

**Acquired** Selected by Memphis in the first round (24th overall) in the 2006 NBA Draft**Departed** Traded to the Houston Rockets in exchange for the Orlando Magic's 2009 unprotected first round pick, Adonal Foyle, Mike Wilks and cash considerations as part of a three-team deal also involving Orlando on Feb. 19, 2009**Kalin Lucas**

Years 2014-15

College Michigan State

No 27

Pos G

Season	G	GS	Min	FG	FGA	Pct	3fg	Att	Pct	FT	FTA	Pct	Off	Def	Total	Ast	PF	St	TO	Bl	Pts	Avg
2014-15	1	0	6	0	1	.000	0	0	---	0	0	---	0	0	0	0	1	1	0	0	0	0.0

**Acquired** (1) Signed by Memphis as a free agent on Sept. 25, 2014; (2) Re-signed by Memphis as a Call-Up from the Iowa Energy on Nov. 4, 2014; (3) Re-signed by Memphis as a Call-Up from the Iowa Energy on Nov. 19, 2014**Departed** Waived on Oct. 25, 2014; (2) Waived on Nov. 9, 2014; (3) Waived on Nov. 20, 2014**George Lynch**

Years 1996-97 to 1997-98

College North Carolina

No 34/9

Pos F

Season	G	GS	Min	FG	FGA	Pct	3fg	Att	Pct	FT	FTA	Pct	Off	Def	Total	Ast	PF	St	TO	Bl	Pts	Avg
1996-97	41	27	1059	137	291	.471	8	31	.258	60	97	.619	98	163	261	76	97	63	64	17	342	8.3
1997-98	82	0	1493	248	516	.481	9	30	.300	111	158	.703	147	215	362	122	161	65	104	41	616	7.5
Total	123	27	2552	385	807	.477	17	61	.279	171	255	.671	245	378	623	198	258	128	168	58	958	7.8

**Acquired** In a trade with LA Lakers in July 1996 along with Anthony Peeler and a 2nd round pick in 1998 and 1999 for the Grizzlies 2nd round pick in 1998 and 1999**Departed** Free agent not re-signed July 1998**Sam Mack**

Years 1997-98 to 1998-99

College Houston

No 7

Pos G/F

Season	G	GS	Min	FG	FGA	Pct	3fg	Att	Pct	FT	FTA	Pct	Off	Def	Total	Ast	PF	St	TO	Bl	Pts	Avg
1997-98	57	54	1414	222	559	.397	110	269	.409	62	77	.805	30	103	133	101	117	41	69	11	616	10.8
1998-99	19	15	577	86	212	.406	42	108	.389	28	30	.933	7	46	53	23	53	20	20	1	242	12.7
Total	76	69	1991	308	771	.399	152	377	.403	90	107	.841	37	149	186	124	170	61	89	12	858	11.3

**Acquired** In a trade with Houston in Oct. 1997 in exchange for a 2nd round draft pick**Departed** Traded to Houston in March 1999 in exchange for Rodrick Rhodes**Shelvin Mack**

Years 2018-19

College Butler

No 6

Pos G

Season	G	GS	Min	FG	FGA	Pct	3fg	Att	Pct	FT	FTA	Pct	Off	Def	Total	Ast	PF	St	TO	Bl	Pts	Avg
2018-19	53	3	1204	161	389	.414	46	128	.359	53	75	.707	18	84	102	182	81	45	62	4	421	7.9

**Acquired** Signed a contract with Memphis on Aug. 7, 2018**Departed** Traded by Memphis for Tyler Dorsey on Feb. 7, 2019**Rich Manning**

Years 1995-96 to 1996-97

College Washington

No 15

Pos C

Season	G	GS	Min	FG	FGA	Pct	3fg	Att	Pct	FT	FTA	Pct	Off	Def	Total	Ast	PF	St	TO	Bl	Pts	Avg
1995-96	29	0	311	49	113	.434	0	1	.000	9	14	.643	16	39	55	7	37	3	17	6	107	3.7
1996-97	16	1	128	18	48	.375	2	3	.667	6	8	.750	8	15	23	2	18	3	5	1	44	2.8
Total	45	1	439	67	161	.416	2	4	.500	15	22	.682	24	54	78	9	55	6	22	7	151	3.4

**Acquired** 1) Signed to a free agent contract in Oct. 1995; 2) Signed to a free agent contract in Jan. 1996**Departed** 1) Waived in Nov. 1995; 2) Waived in Jan. 1997

INTRO

PLAYERS

EXECUTIVE

BASKETBALL

OPS

BUSINESS

OPS

MEDIA

COMMUNITY

HISTORY

PLAYOFFS

REVIEW

OPPONENTS

NBA

FEDERATION

AT A GLANCE



# ALL-TIME ROSTER



## Cuonzo Martin

Years 1995-96				College Purdue										No 40					Pos G									
Season	G	GS	Min	FG	FGA	Pct	3fg	Att	Pct	FT	FTA	Pct	Off	Def	Total	Ast	PF	St	TO	Bl	Pts	Avg						
1995-96	4	0	19	3	5	.600	3	3	1.000	0	2	.000	1	1	2	2	1	1	1	0	9	2.3						

**Acquired** Signed to a 10-day contract in April 1996

**Departed** Free agent not re-signed in July 1996



## Darrick Martin

Years 1995-96				College UCLA								No 5								Pos G							
Season	G	GS	Min	FG	FGA	Pct	3fg	Att	Pct	FT	FTA	Pct	Off	Def	Total	Ast	PF	St	TO	Bl	Pts	Avg					
1995-96	24	0	402	59	131	.450	5	22	.227	38	46	.826	13	25	38	61	47	27	37	1	161	6.7					

**Acquired** Signed as a free agent in Nov. 1995

**Departed** Traded to Minnesota in Jan. 1996 in exchange for a second round draft choice



## Jarell Martin

Years 2015-16 to 2017-18										College Louisiana State										No 10										Pos F									
Season	G	GS	Min	FG	FGA	Pct	3fg	Att	Pct	FT	FTA	Pct	Off	Def	Total	Ast	PF	St	TO	Bl	Pts	Avg																	
2015-16	27	0	380	54	116	.466	0	2	.000	45	62	.726	39	47	86	15	58	8	19	7	153	5.7																	
2016-17	42	3	558	58	151	.384	9	25	.360	40	50	.800	42	120	162	8	91	17	28	9	165	3.9																	
2017-18	73	36	1661	221	496	.446	34	98	.347	89	116	.767	97	221	318	73	221	39	86	49	565	7.7																	
Total	142	39	2599	333	763	.436	43	125	.344	174	228	.763	178	388	566	96	360	64	133	65	883	6.2																	

**Acquired** Drafted by Memphis in the first round (25th overall) of the 2015 NBA Draft on June 25, 2015

**Departed** Traded by Memphis with cash considerations to Orlando for Dakari Johnson and the draft rights to Tyler Harvey on July 23, 2018



## Tony Massenburg

Years 1997-98 to 1998-99, 2000-01 to 2001-02										College Maryland					No 44					Pos F/C				
Season	G	GS	Min	FG	FGA	Pct	3fg	Att	Pct	FT	FTA	Pct	Off	Def	Total	Ast	PF	St	TO	Bl	Pts	Avg		
1997-98	61	13	894	148	309	.479	0	0	---	100	137	.730	80	152	232	21	123	25	60	24	396	6.5		
1998-99	43	35	1143	189	388	.487	0	2	.000	103	155	.665	83	174	257	23	108	26	64	39	481	11.2		
2000-01	52	20	823	92	199	.462	0	0	---	49	70	.700	75	135	210	9	122	10	48	28	233	4.5		
2001-02	73	31	1247	159	349	.456	1	1	1.000	84	117	.718	100	224	324	26	174	30	65	31	403	5.5		
Total	229	99	4107	588	1245	.472	1	3	.333	336	479	.701	338	685	1023	79	527	91	237	122	1513	6.6		

**Acquired** 1) In a trade with Boston in Oct. 1997 along with a second round draft pick in exchange for Roy Rogers; 2) Signed as a free agent in Aug. 2000

**Departed** 1) Traded to Houston in a three-way deal in Aug. 1999; 2) Free agent not re-signed in July 2002



## Lee Mayberry

Years 1996-97 to 1998-99					College Arkansas					No 11					Pos G									
Season	G	GS	Min	FG	FGA	Pct	3fg	Att	Pct	FT	FTA	Pct	Off	Def	Total	Ast	PF	St	TO	Bl	Pts	Avg		
1996-97	80	38	1952	149	370	.403	83	221	.376	29	46	.630	29	105	134	329	159	60	90	8	410	5.1		
1997-98	79	32	1835	131	349	.375	63	180	.350	38	51	.745	19	95	114	349	164	65	113	10	363	4.6		
1998-99	9	0	126	7	19	.368	2	10	.200	4	5	.800	0	3	3	23	13	7	11	0	20	2.2		
Total	168	70	3913	287	738	.389	148	411	.360	71	102	.696	48	203	251	701	336	132	214	18	793	4.7		

**Acquired** Signed as a free agent in July 1996

**Departed** Traded to Houston in a three-way deal in Aug. 1999



## O.J. Mayo

Years 2008-09 to 2011-12										College USC										No 32										Pos G									
Season	G	GS	Min	FG	FGA	Pct	3fg	Att	Pct	FT	FTA	Pct	Off	Def	Total	Asst	PF	St	TO	Bl	Pts	Avg																	
2008-09	82	82	3120	562	1283	.438	145	378	.384	247	281	.879	56	252	308	262	204	91	226	13	1516	18.5																	
2009-10	82	82	3113	542	1183	.458	136	355	.383	212	262	.809	61	250	311	242	174	98	176	17	1432	17.5																	
2010-11	71	17	1869	304	747	.407	96	264	.364	99	131	.756	35	135	170	145	127	73	99	26	803	11.3																	
2011-12	66	0	1771	300	736	.408	100	275	.364	133	172	.773	30	180	210	169	137	71	124	23	833	12.6																	
Total	301	181	9873	1708	3949	.433	477	1272	.375	691	846	.817	182	817	999	818	642	333	625	79	4584	15.2																	

**Acquired** Draft rights (third overall pick in the 2008 NBA Draft) traded by the Minnesota Timberwolves along with Marko Jaric, Antoine Walker and Greg Buckner in exchange for the draft rights to Kevin Love (fifth), Mike Miller, Brian Cardinal and Jason Collins on June 26, 2008

**Departed** Free agent not

**Ray McCallum**

Years 2015-16			High School Detroit Mercy										No 5			Pos G									
Season	G	GS	Min	FG	FGA	Pct	3fg	Att	Pct	FT	FTA	Pct	Off	Def	Total	Ast	PF	St	TO	Bl	Pts	Avg			
2015-16	10	3	219	28	79	.354	10	26	.385	3	5	.600	2	14	16	27	15	7	13	3	69	6.9			

**Acquired** Signed by Memphis to the first of two 10-day contracts pursuant to the NBA's hardship rules on March 12, 2016

**Departed** Second 10-day contract expired on April 1, 2016

**Ben McLemore**

Years 2017-18				College Kansas								No 23				Pos G/F							
Season	G	GS	Min	FG	FGA	Pct	3fg	Att	Pct	FT	FTA	Pct	Off	Def	Total	Ast	PF	St	TO	Bl	Pts	Avg	
2017-18	56	17	1091	157	373	.421	55	159	.346	53	64	.828	34	105	139	51	139	38	61	15	422	7.5	

**Acquired** Signed by Memphis to a multi-year contract on July 6, 2017.

**Departed** Traded by Memphis with Deyonta Davis, a 2021 second round draft pick and cash considerations for Garrett Temple on July 17, 2018.

**C.J. Miles**

Years 2018-19			College Skyline HS (TX)										No 6			Pos F									
Season	G	GS	Min	FG	FGA	Pct	3fg	Att	Pct	FT	FTA	Pct	Off	Def	Total	Ast	PF	St	TO	Bl	Pts	Avg			
2018-19	13	0	294	42	105	.400	24	66	.364	13	14	.929	1	26	27	14	17	8	9	5	121	9.3			

**Acquired** Traded by Toronto with Jonas Valanciunas, Delon Wright and a 2024 second round draft pick to Memphis for Marc Gasol on Feb. 7, 2018

**Departed** Traded by Memphis to Washington for Dwight Howard on July 6, 2019

**Darius Miles**

Years 2008-09		High School East St. Louis HS (IL)										No 3		Pos F									
Season	G	GS	Min	FG	FGA	Pct	3fg	Att	Pct	FT	FTA	Pct	Off	Def	Total	Ast	PF	St	TO	Bl	Pts	Avg	
2008-09	34	0	298	48	99	.485	1	6	.167	23	31	.742	19	38	57	17	32	11	21	20	120	3.5	

**Acquired** Originally signed as a free agent on Dec. 13, 2008 but was waived on Jan. 7, 2009. Re-signed with the team to the first of two consecutive 10-day contracts on Jan. 10, 2009 before signing for the remainder of the season on Jan. 30, 2009

**Departed** Free agent not re-signed and renounced on July 9, 2009

**Darko Milicic**

Years 2007-08 to 2008-09				From Novi Sad, Serbia								No 31				Pos C							
Season	G	GS	Min	FG	FGA	Pct	3fg	Att	Pct	FT	FTA	Pct	Off	Def	Total	Ast	PF	St	TO	Bl	Pts	Avg	
2007-08	70	64	1663	219	500	.438	0	1	.000	67	121	.554	127	297	424	58	185	32	101	114	505	7.2	
2008-09	61	15	1034	137	266	.515	0	0	---	59	105	.562	83	181	264	34	134	22	48	51	333	5.5	
Total	131	79	2697	356	766	.465	0	1	.000	126	226	.558	210	478	688	92	319	54	149	165	838	6.4	

**Acquired** Signed as a free agent on July 13, 2007

**Departed** Traded to the New York Knicks in exchange for Quentin Richardson and cash considerations on June 25, 2009

**Mike Miller**

Years 2002-03 to 2007-08, 2013-14				College Florida										No 33				Pos G/F				
Season	G	GS	Min	FG	FGA	Pct	3fg	Att	Pct	FT	FTA	Pct	Off	Def	Total	Ast	PF	St	TO	Bl	Pts	Avg
2002-03	16	13	360	77	151	.510	22	44	.500	29	36	.806	6	49	55	31	34	6	26	5	205	12.8
2003-04	65	65	1770	270	616	.436	80	215	.372	102	149	.766	42	174	216	232	162	59	107	14	722	11.1
2004-05	76	51	2278	387	766	.505	140	323	.433	108	150	.720	36	264	300	220	197	54	127	23	1022	13.4
2005-06	74	9	2268	354	766	.466	138	339	.407	168	210	.800	42	355	397	200	173	52	140	27	1014	13.7
2006-07	70	69	2740	465	1010	.460	202	498	.406	161	203	.793	52	326	378	298	138	54	179	18	1293	18.5
2007-08	70	70	2474	414	824	.502	155	359	.432	164	212	.774	51	416	467	240	145	35	182	16	1147	16.4
2013-14	82	4	1707	213	443	.481	107	233	.459	46	56	.821	30	177	207	130	95	26	77	5	579	7.1
Total	453	281	13597	2180	4570	.477	844	2011	.420	778	1008	.772	259	1761	2020	1351	944	286	838	108	5982	13.2

**Acquired** 1) Traded by Orlando with Ryan Humphrey, a future first-round draft pick and a future second round draft pick for Gordan Giricek and Drew Gooden on Feb. 19, 2003; 2) Signed as a free agent on July 30, 2013

**Departed** 1) Traded by the Memphis Grizzlies with the draft rights to Kevin Love (fifth overall in 2008), Brian Cardinal and Jason Collins to the Minnesota Timberwolves for the draft rights to O.J. Mayo (third overall in 2008), Greg Buckner, Marko Jaric and Antoine Walker on June 24, 2009; 2) Free agent not re-signed



# ALL-TIME ROSTER



## Eric Mobley

Years 1995-96 to 1996-97										College Pittsburgh										No 52										Pos C									
Season	G	GS	Min	FG	FGA	Pct	3fg	Att	Pct	FT	FTA	Pct	Off	Def	Total	Ast	PF	St	TO	Bl	Pts	Avg																	
1995-96	34	1	611	72	131	.550	1	2	.500	37	83	.446	51	77	128	22	82	13	49	23	182	5.4																	
1996-97	28	8	307	28	63	.444	0	0	---	16	30	.533	30	28	58	14	44	5	29	10	72	2.6																	
Total	62	9	918	100	194	.515	1	2	.500	53	113	.469	81	105	186	36	126	18	78	33	254	4.1																	

**Acquired** In a trade with Milwaukee in Nov. 1995 along with Eric Murdock in exchange for Benoit Benjamin

**Departed** Waived in Oct. 1997



## Darius Morris

Years 2013-14										College Michigan										No 7										Pos G									
Season	G	GS	Min	FG	FGA	Pct	3fg	Att	Pct	FT	FTA	Pct	Off	Def	Total	Ast	PF	St	TO	Bl	Pts	Avg																	
2013-14	5	0	66	6	16	.375	2	7	.286	1	3	.333	4	4	8	8	3	3	6	0	15	3.0																	

**Acquired** Signed a 10-day contract with Memphis on Feb. 3, 2014

**Departed** Not re-signed by Memphis on Feb. 14, 2014; 10-day contract expired



## Lawrence Moten

Years 1995-96 to 1996-97													College Syracuse													No 7/21													Pos G												
Season	G	GS	Min	FG	FGA	Pct	3fg	Att	Pct	FT	FTA	Pct	Off	Def	Total	Ast	PF	St	TO	Bl	Pts	Avg																													
1995-96	44	3	573	112	247	.453	18	55	.327	49	75	.653	36	25	61	50	54	29	44	8	291	6.6																													
1996-97	67	18	1214	171	441	.388	41	141	.291	64	99	.646	43	76	119	129	83	48	81	24	447	6.7																													
Total	111	21	1787	283	688	.411	59	196	.301	113	174	.649	79	101	180	179	137	77	125	32	738	6.6																													

**Acquired** Drafted 36th overall by the Grizzlies in the 1995 NBA Draft

**Departed** Free agent not re-signed July 1997



## Xavier Munford

Years 2015-16				College Rhode Island										No 14					Pos G									
Season	G	GS	Min	FG	FGA	Pct	3fg	Att	Pct	FT	FTA	Pct	Off	Def	Total	Ast	PF	St	TO	Bl	Pts	Avg						
2015-16	14	0	244	32	77	.416	9	23	.391	7	14	.500	3	28	31	22	25	13	15	3	80	5.7						

**Acquired** Signed by Memphis to the first of two 10-day contracts pursuant to the NBA's hardship rules on March 16, 2016 and signed a multi-year contract on April 7, 2016

**Departed** Became a free agent on July 1, 2016



## Eric Murdock

Years 1995-96				College Providence										No 14				Pos G									
Season	G	GS	Min	FG	FGA	Pct	3fg	Att	Pct	FT	FTA	Pct	Off	Def	Total	Ast	PF	St	TO	Bl	Pts	Avg					
1995-96	64	14	1480	220	521	.422	39	122	.320	106	131	.809	21	134	155	292	124	129	120	9	585	9.1					

**Acquired** In a trade with Milwaukee in Nov. 1995 along with Eric Mobley in exchange for Benoit Benjamin

**Departed** Grizzlies renounced his rights in July 1996



## Juan Carlos Navarro

Years 2007-08				From Saint Feliu de Llobregat, Spain										No 2				Pos G									
Season	G	GS	Min	FG	FGA	Pct	3fg	Att	Pct	FT	FTA	Pct	Off	Def	Total	Ast	PF	St	TO	Bl	Pts	Avg					
2007-08	82	30	2117	308	766	.402	156	432	.361	124	146	.849	34	176	210	177	94	48	134	1	896	10.9					

**Acquired** Draft rights traded from Washington for a future protected first round pick on Aug. 17, 2007

**Departed** Signed with F.C. Barcelona (Spain) on June 18, 2008




## Makhtar N'Diaye

Years 1998-99				College North Carolina										No 40					Pos F									
Season	G	GS	Min	FG	FGA	Pct	3fg	Att	Pct	FT	FTA	Pct	Off	Def	Total	Ast	PF	St	TO	Bl	Pts	Avg						
1998-99	4	0	27	1	4	.250	0	0	---	3	4	.750	3	2	5	1	9	0	1	1	5	1.3						

**Acquired** Signed as a free agent in Jan. 1999

**Departed** Traded to Orlando in a three-way deal in Aug. 1999

**Ivano Newbill**


Years 1997-98		College Georgia Tech										No 40										Pos C				
Season	G	GS	Min	FG	FGA	Pct	3fg	Att	Pct	FT	FTA	Pct	Off	Def	Total	Ast	PF	St	TO	Bl	Pts	Avg				
1997-98	28	2	249	20	57	.351	1	1	1.000	17	30	.567	24	45	69	9	38	10	17	3	58	2.1				

**Acquired** Signed as a free agent in Sept. 1997  
**Departed** Free agent not re-signed July 1998

**Joakim Noah**

Years 2018-19		College Florida										No 55										Pos C				
Season	G	GS	Min	FG	FGA	Pct	3fg	Att	Pct	FT	FTA	Pct	Off	Def	Total	Ast	PF	St	TO	Bl	Pts	Avg				
2018-19	42	1	693	110	213	.516	0	1	.000	78	109	.716	58	180	238	89	96	30	50	31	298	7.1				

**Acquired** Signed a contract with Memphis on Dec. 3, 2018  
**Departed** Became a free agent on July 1, 2019

**Moochie Norris**

Years 1996-97		College West Florida										No 10										Pos G				
Season	G	GS	Min	FG	FGA	Pct	3fg	Att	Pct	FT	FTA	Pct	Off	Def	Total	Ast	PF	St	TO	Bl	Pts	Avg				
1996-97	82	1	1606	159	312	.510	0	4	.000	61	116	.526	125	217	342	90	170	73	69	70	379	4.6				

**Acquired** Signed as a free agent in Dec. 1996  
**Departed** Waived in Dec. 1996

**Bo Outlaw**

Years 2003-04		College Houston										No 45										Pos F				
Season	G	GS	Min	FG	FGA	Pct	3fg	Att	Pct	FT	FTA	Pct	Off	Def	Total	Ast	PF	St	TO	Bl	Pts	Avg				
2003-04	82	1	1606	159	312	.510	0	4	.000	61	116	.526	125	217	342	90	170	73	69	70	379	4.6				

**Acquired** Traded by Phoenix along with Jake Tsakalidis in exchange for Brevin Knight, Cezary Trybanski and Robert Archibald on Sept. 30, 2003  
**Departed** Waived Nov. 1, 2004

**Chris Owens**

Years 2002-03		College Texas										No 20										Pos F				
Season	G	GS	Min	FG	FGA	Pct	3fg	Att	Pct	FT	FTA	Pct	Off	Def	Total	Ast	PF	St	TO	Bl	Pts	Avg				
2002-03	1	0	33	2	3	.667	0	4	---	0	0	---	1	0	1	0	0	0	0	0	4	4.0				

**Acquired** Selected by the Milwaukee Bucks in the second round (48th overall pick) in the 2002 NBA Draft. Draft rights traded by the Bucks to the Memphis Grizzlies for the 2003 second-round draft pick  
**Departed** Free agent not re-signed in July 2003

**Scott Padgett**

Years 2006-07		College Kentucky										No 34										Pos F				
Season	G	GS	Min	FG	FGA	Pct	3fg	Att	Pct	FT	FTA	Pct	Off	Def	Total	Ast	PF	St	TO	Bl	Pts	Avg				
2006-07	7	0	33	43	98	.439	0	2	.000	22	37	.595	17	34	51	48	32	20	44	0	108	2.0				

**Acquired** Traded to Memphis by Houston in exchange for Jake Tsakalidis on Feb. 13, 2007  
**Departed** Waived by Memphis on April 4, 2007

**Milt Palacio**

Years 1999-00		College Colorado State										No 5										Pos G				
Season	G	GS	Min	FG	FGA	Pct	3fg	Att	Pct	FT	FTA	Pct	Off	Def	Total	Ast	PF	St	TO	Bl	Pts	Avg				
1999-00	53	0	394	43	98	.439	0	2	.000	22	37	.595	17	34	51	48	32	20	44	0	108	2.0				

**Acquired** Signed as a free agent in Sept. 1999  
**Departed** Free agent not re-signed July 2000

INTRO

PLAYERS

EXECUTIVE

BASKETBALL OPS

BUSINESS OPS

MEDIA

COMMUNITY

HISTORY

PLAYOFFS

REVIEW

OPPONENTS

NBA

FEDERATION

AT A GLANCE





# ALL-TIME ROSTER




## Jeremy Pargo

Years 2011-12				College Gonzaga								No 1				Pos G							
Season	G	GS	Min	FG	FGA	Pct	3fg	Att	Pct	FT	FTA	Pct	Off	Def	Total	Ast	PF	St	TO	Bl	Pts	Avg	
2011-12	44	5	424	50	150	.333	10	38	.263	16	27	.593	12	25	37	55	46	15	46	0	126	2.9	

**Acquired** Signed as a free agent on Dec. 10, 2011

**Departed** Traded to the Cleveland Cavaliers with a 2014 second round pick and cash considerations for D.J. Kennedy on July 25, 2012



## Chandler Parsons

Years 2016-17 to 2018-19										College Florida										No 25					Pos F				
Season	G	GS	Min	FG	FGA	Pct	3fg	Att	Pct	FT	FTA	Pct	Off	Def	Total	Ast	PF	St	TO	Bl	Pts	Avg							
2016-17	34	34	675	75	222	.338	25	93	.269	35	43	.814	6	78	84	55	52	20	24	5	210	6.2							
2017-18	36	8	691	108	234	.462	51	121	.421	17	27	.630	14	76	90	69	53	18	35	11	284	7.9							
2018-19	25	3	496	68	182	.374	29	94	.309	22	25	.880	4	66	70	43	45	19	32	5	187	7.5							
Total	95	45	1862	251	638	.393	105	308	.341	74	95	.779	24	220	244	167	150	57	91	21	681	7.2							

**Acquired** Signed by Memphis to a multi-year contract on July 7, 2016

**Departed** Traded by Memphis to Atlanta for Solomon Hill and Miles Plumlee on July 7, 2019



## Cherokee Parks

Years 1998-99 to 1999-00									College Duke									No 1					Pos F/C				
Season	G	GS	Min	FG	FGA	Pct	3fg	Att	Pct	FT	FTA	Pct	Off	Def	Total	Ast	PF	St	TO	Bl	Pts	Avg					
1998-99	48	41	1118	118	275	.429	0	1	.000	30	55	.545	75	168	243	36	114	28	49	28	266	5.5					
1999-00	56	14	808	72	145	.497	0	1	.000	24	37	.649	55	128	183	35	115	29	28	45	168	3.0					
Total	104	55	1926	190	420	.452	0	2	.000	54	92	.587	130	296	426	71	229	57	77	73	434	4.2					

**Acquired** Signed as a free agent in Jan. 1999

**Departed** Traded to Washington in Aug. 2000 along with Obinna Ekezie, Felipe Lopez and Dennis Scott in exchange for Isaac Austin



## Anthony Peeler

Years 1996-97 to 1997-98										College Missouri										No 7/1					Pos G				
Season	G	GS	Min	FG	FGA	Pct	3fg	Att	Pct	FT	FTA	Pct	Off	Def	Total	Ast	PF	St	TO	Bl	Pts	Avg							
1996-97	72	57	2291	402	1011	.398	128	343	.373	109	133	.820	54	193	247	256	168	105	157	17	1041	14.5							
1997-98	8	8	202	35	72	.486	5	19	.263	4	6	.667	6	14	20	23	16	9	6	0	79	9.9							
Total	80	65	2493	437	1083	.404	133	362	.367	113	139	.813	60	207	267	279	184	114	163	17	1120	14.0							

**Acquired** In a trade with LA Lakers in July 1996 along with George Lynch and a second round pick in 1998 and 1999 for the Grizzlies second round pick in 1998 and 1999

**Departed** Traded to Minnesota on Feb. 18, 1998 in exchange for Doug West



## Elliot Perry

Years 2001-02				College Memphis								No 5				Pos G							
Season	G	GS	Min	FG	FGA	Pct	3fg	Att	Pct	FT	FTA	Pct	Off	Def	Total	Ast	PF	St	TO	Bl	Pts	Avg	
2001-02	2	0	48	5	10	500	0	0	---	1	2	500	0	4	4	7	6	3	7	0	11	5.5	

**Acquired** Signed to a 10-day contract in Feb. 2002

**Departed** Free agent not re-signed in Feb. 2002



## Wesley Person

Years 2002-03 to 2003-04										College Auburn										No 1										Pos G/F									
Season	G	GS	Min	FG	FGA	Pct	3fg	Att	Pct	FT	FTA	Pct	Off	Def	Total	Ast	PF	St	TO	Bl	Pts	Avg																	
2002-03	66	44	1941	274	601	.456	100	231	.433	79	97	.814	24	168	192	112	64	42	56	19	727	11.0																	
2003-04	16	0	284	33	107	.308	11	43	.256	6	8	.750	2	16	18	23	11	5	16	2	83	5.2																	
Total	82	44	2225	307	708	.433	111	274	.405	85	105	.810	26	184	210	135	75	47	72	21	810	11.1																	

**Acquired** Traded by the Cavaliers to the Memphis Grizzlies for Nick Anderson and the draft rights to Mark Barnes on June 26, 2002

**Departed** Traded to Portland with a conditional first round draft pick and cash considerations in Dec. 2003 in exchange for Bonzi Wells




## Dexter Pittman

Years 2012-13				College Texas								No 45					Pos C							
Season	G	GS	Min	FG	FGA	Pct	3fg	Att	Pct	FT	FTA	Pct	Off	Def	Total	Ast	PF	St	TO	Bl	Pts	Avg		
2012-13	7	0	20	1	6	.167	0	0	---	0	3	.000	3	2	5	0	4	0	1	0	2	0.3		

**Acquired** Traded by the Miami Heat with a 2013 second round draft pick and cash considerations to the Memphis Grizzlies for the draft rights to Ricky Sanchez on Feb. 21, 2013

**Departed** Waived on April 14, 2013



### Quincy Pondexter

Years 2011-12 to 2014-15				College Washington								No 20, 8				Pos G/F						
Season	G	GS	Min	FG	FGA	Pct	3fg	Att	Pct	FT	FTA	Pct	Off	Def	Total	Ast	PF	St	TO	Bl	Pts	Avg
2011-12	64	8	1736	181	419	.452	22	73	.301	33	53	.623	55	71	126	27	90	27	30	5	271	4.2
2012-13	59	1	1243	128	299	.428	60	152	.395	59	75	.787	43	89	132	61	95	35	42	6	375	6.4
2013-14	15	2	270	31	79	.392	11	34	.324	21	26	.808	10	16	26	20	18	5	15	1	94	6.3
2014-15	30	2	540	48	135	.356	17	73	.233	21	30	.700	20	37	57	28	47	5	10	5	134	4.5
Total	168	13	3055	315	752	.419	110	332	.365	134	184	.728	128	213	341	136	250	72	97	17	874	5.2

**Acquired** Traded by the New Orleans Hornets to the Memphis Grizzlies for Greivis Vasquez on Dec. 24, 2011

**Departed:** As part of a three-team trade, traded by Memphis with a 2015 second round draft pick to the New Orleans Pelicans; Memphis traded Tayshaun Prince and a future first round draft pick to the Boston Celtics; Boston traded Jeff Green to Memphis; New Orleans traded Austin Rivers to Boston and Russ Smith to Memphis on Jan. 12, 2015



### James Posey

Years 2003-04 to 2004-05										College Xavier					No 41					Pos G/F				
Season	G	GS	Min	FG	FGA	Pct	3fg	Att	Pct	FT	FTA	Pct	Off	Def	Total	Ast	PF	St	To	Bl	Pts	Avg		
2003-04	82	82	2451	368	770	.422	112	290	.332	278	335	.818	92	311	403	122	248	137	112	40	1126	13.7		
2004-05	50	18	1382	127	356	.357	55	178	.309	96	111	.865	45	174	219	88	134	48	69	23	405	8.1		
Total	132	100	3833	495	1126	.440	167	468	.357	374	446	.839	137	485	622	210	382	185	181	63	1531	11.6		

**Acquired** Signed as a free agent on July 24, 2003

**Departed** Traded to Miami along with Andre Emmett and Jason Williams as part of a five-team trade on Aug. 2, 2005



### Leon Powe

Years 2010-11				College California								No 7				Pos F/C							
Season	G	GS	Min	FG	FGA	Pct	3fg	Att	Pct	FT	FTA	Pct	Off	Def	Total	Ast	PF	St	TO	Bl	Pts	Avg	
2010-11	16	0	141	30	60	.500	0	2	.000	28	46	.609	8	17	25	5	24	3	7	1	88	5.5	

**Acquired** Signed as a free agent on March 5, 2011

**Departed** Free agent not re-signed



### Brent Price

Years 1999-00 to 2000-01				College Oklahoma					No 20					Pos G								
Season	G	GS	Min	FG	FGA	Pct	3fg	Att	Pct	FT	FTA	Pct	Off	Def	Total	Ast	PF	St	TO	Bl	Pts	Avg
1999-00	41	0	424	41	119	.345	25	68	.368	34	39	.872	8	29	37	69	63	17	47	1	141	3.4
2000-01	6	0	30	3	11	.273	1	4	.250	6	7	.857	1	3	4	5	8	2	4	0	13	2.2
Total	47	0	454	44	130	.338	26	72	.361	40	46	.870	9	32	41	74	71	19	51	1	154	3.3

**Acquired** In a three-team trade with Houston and Orlando in Aug. 1999

**Departed** Traded to Sacramento in June 2001 with Mike Bibby in exchange for Jason Williams and Nick Anderson



### Tayshaun Prince

Years 2012-13 to 2014-15				College Kentucky				No 21				Pos F										
Season	G	GS	Min	FG	FGA	Pct	3fg	Att	Pct	FT	FTA	Pct	Off	Def	Total	Ast	PF	St	To	Bl	Pts	Avg
2012-13	37	36	1174	144	336	.429	15	41	.366	22	37	.595	29	126	155	85	41	27	35	12	325	8.8
2013-14	76	76	1948	200	492	.407	20	69	.290	34	60	.567	32	202	234	119	63	39	41	19	454	6.0
2014-15	26	9	628	75	183	.410	15	33	.455	25	30	.833	21	62	83	37	22	9	15	6	190	7.3
Total	139	121	3750	419	1011	.414	50	143	.350	81	127	.638	82	390	472	241	126	75	91	37	969	7.0

**Acquired** As part of a three-team trade, traded by the Detroit Pistons with Austin Daye to the Memphis Grizzlies; Memphis traded Rudy Gay and Hamed Haddadi to the Toronto Raptors; Toronto traded Ed Davis and a 2013 second round draft pick to Memphis and traded Jose Calderon to Detroit on Jan. 30, 2013

**Departed** As part of a three-team trade, traded by Memphis with a future first round draft pick to the Boston Celtics; Memphis traded Quincy Pondexter and a 2015 second round draft pick to the New Orleans Pelicans; Boston traded Jeff Green to Memphis; New Orleans traded Austin Rivers to Boston and Russ Smith to Memphis on Jan. 12, 2015



### Ivan Rabb

Years 2017-18 to 2018-19									College California				No 10				Pos F							
Season	G	GS	Min	FG	FGA	Pct	3fg	Att	Pct	FT	FTA	Pct	Off	Def	Total	Ast	PF	St	TO	Bl	Pts	Avg		
2017-18	36	5	516	86	152	.566	0	0	---	29	36	.806	53	105	158	32	55	12	35	13	201	5.6		
2018-19	49	13	721	116	212	.547	3	15	.200	49	69	.710	70	136	206	54	90	17	35	14	284	5.8		
Total	85	18	1237	202	364	.555	3	15	.200	78	105	.743	123	241	364	86	145	29	70	27	485	5.7		

**Acquired** Draft rights (35th overall in 2017) traded by Orlando to Memphis for a 2019 second round draft pick on June 22, 2017.



## Zach Randolph

Years 2009-10 to 2016-17			College Michigan State										No 50					Pos F				
Season	G	GS	Min	FG	FGA	FG%	3Pt	3PtA	Pct	Pct	F	Def	Total	Ast	Pf	St	Tk	Bls	Pts	Avg		
2009-10	81	81	3050	652	1336	.488	15	52	288	362	465	778	330	620	950	149	226	80	174	34 1681	20.8	
2010-11	75	74	2724	598	1188	.503	8	43	186	300	396	758	326	588	914	163	175	63	151	254 1054	20.1	
2011-12	78	8	735	132	285	.463	2	8	250	58	859	78	147	225	48	57	21	40	40	34 216	20.1	
2012-13	76	75	2607	471	1024	.460	2	23	087	225	300	750	310	544	854	180	180	61	150	31 1169	15.4	
2013-14	79	79	2705	560	1198	.467	2	20	100	250	337	742	265	530	795	200	180	54	183	232 1372	17.4	
2014-15	71	71	2304	454	932	.487	7	20	350	228	288	765	225	522	747	153	175	69	156	1140	16.1	
2015-16	68	53	2016	431	907	.475	6	26	231	172	216	796	179	350	529	142	146	43	105	1043 1045	15.3	
2016-17	73	5	1786	433	964	.449	21	94	223	141	193	731	182	416	598	122	136	38	99	1028	14.1	
Total	551	466	17498	3731	7834	.476	63	286	2200	1736	2293	757	1895	3717	5612	1085	1305	429	1058	1594	16.2	

**Acquired** Traded by the Los Angeles Clippers in exchange for Quentin Richardson on July 17, 2009

**Departed** Became a free agent on July 1, 2017



## Xavier Rathan-Maves

Years 2017-18				College Florida State								No 22				Pos G							
Season	G	GS	Min	FG	FGA	Pct	3fg	Att	Pct	FT	FTA	Pct	Off	Def	Total	Ast	PF	St	TO	Bl	Pts	Avg	
2017-18	5	0	118	12	42	.286	1	14	.071	4	9	.444	0	5	5	18	18	6	11	3	29	5.8	

**Acquired** Signed by Memphis to a 10-day contract as a Call-Up from the NBA G League's Westchester Knicks on March 5, 2018

**Departed Waived on March 14, 2018**



**Bryant Reeves**

Years 1995-96 to 2001-02			College Oklahoma State										No 50										Pos C			
Season	G	GS	Min	FG	FGA	FT	FTF	Pct	3fg	Att	Pct	FT	FTA	Pct	Off	Def	Total	Ast	PF	St	TO	Bl	Pts	Avg		
1995-96	77	63	2460	401	877	457	0	3.000	219	299	732	178	392	570	109	226	43	157	55	1021	13.3					
1996-97	75	75	2777	498	1025	486	1	11.091	91	263	307	704	174	436	61	160	279	175	67	1213	16.2					
1997-98	74	74	2527	492	941	523	0	4.000	223	316	706	196	389	585	155	278	39	156	80	1207	16.3					
1998-99	25	14	702	102	251	406	0	1.000	67	116	578	50	88	138	37	103	13	47	8	271	10.8					
1999-00	69	67	1773	252	562	448	0	4.000	107	165	648	126	364	390	82	245	133	119	48	811	8.9					
2000-01	75	48	1832	254	552	460	1	4.250	113	142	796	312	320	452	80	243	93	90	54	625	8.3					
2001-02	395	341	12071	1999	4208	475	2	27.074	945	1345	703	856	1889	2745	623	1365	200	744	302	4945	12.5					

**Acquired** Drafted sixth overall by the Grizzlies in the 1995 NBA Draft

**Departed** Retired Jan. 29, 2002



## Rodrick Rhodes

Years 1998-99			College USC										No 12					Pos G/F							
Season	G	GS	Min	FG	FGA	Pct	3fg	Att	Pct	FT	FTA	Pct	Off	Def	Total	Ast	PF	St	T0	Bl	Pts	Avg			
1998-99	10	1	123	11	44	.250	1	7	.143	11	19	.579	7	6	13	10	16	4	15	2	34	3.4			

**Acquired** In a trade with Houston in March 1999 in exchange for Sam Mack

**Departed** Traded to Orlando in a three-way deal in Aug. 1999



## Jeremy Richardson

Years 2007-08			College Delta State										No 3				Pos G/F							
Season	G	GS	Min	FG	FGA	Pct	3fg	Att	Pct	FT	FTA	Pct	Off	Def	Total	Ast	PF	St	TO	Bl	Pts	Avg		
2007-08	3	0	15	0	6	.000	0	2	.000	0	0	---	0	1	1	1	2	0	1	0	0	0.0		

**Acquired** Signed by Memphis as a free agent on Dec. 20, 2007

Departed Waived on Jan. 7, 2008



## Anthony Roberson

Years 2005-06			College Florida										No 3					Pos G									
Season	G	GS	Min	FG	FGA	Pct	3fg	Att	Pct	FT	FTA	Pct	Off	Def	Total	Ast	PF	St	TO	Bl	Pts	Avg					
2005-06	16	0	88	14	31	452	5	10	500	2	2	1,000	0	6	6	5	6	1	3	0	35	2.2					

**Acquired** Signed by the Grizzlies as a free agent on Aug. 18, 2005

**Departed** Waived by the Grizzlies in July 2006

**Lawrence Roberts**

Years 2005-06 to 2006-07

College Mississippi State

No 44

Pos F

Season	G	GS	Min	FG	FGA	Pct	3fg	Att	Pct	FT	FTA	Pct	Off	Def	Total	Ast	PF	St	TO	Bl	Pts	Avg
2005-06	33	0	181	20	44	.455	0	2	.000	11	23	.478	26	23	49	5	30	8	5	2	51	1.5
2006-07	54	18	969	94	208	.452	0	2	.000	95	131	.725	101	160	261	30	133	36	36	13	283	5.2
Total	87	18	1150	114	252	.452	0	4	.000	106	154	.688	127	183	310	35	163	44	41	15	334	3.8

**Acquired** Draft rights traded to Memphis by Seattle in exchange for two future second round draft picks and cash considerations on June 28, 2005**Departed** Free agent not re-signed July 2007**Chris Robinson**

Years 1996-97 to 1997-98

College Western Kentucky

No 5

Pos G

Season	G	GS	Min	FG	FGA	Pct	3fg	Att	Pct	FT	FTA	Pct	Off	Def	Total	Ast	PF	St	TO	Bl	Pts	Avg
1996-97	41	6	681	69	182	.379	34	89	.382	16	26	.615	23	48	71	65	85	28	34	9	188	4.6
1997-98	16	0	143	23	63	.365	7	24	.292	1	2	.500	0	13	13	10	21	7	15	1	54	3.4
Total	57	6	824	92	245	.376	41	113	.363	17	28	.607	23	61	84	75	106	35	49	10	242	4.2

**Acquired** Drafted 51st overall by the Grizzlies in the 1996 NBA Draft**Departed** Traded to Sacramento in Feb. 1998 along with Otis Thorpe in exchange for Michael Smith and Bobby Hurley**Larry Robinson**

Years 1997-98

College Centenary

No 6

Pos G

Season	G	GS	Min	FG	FGA	Pct	3fg	Att	Pct	FT	FTA	Pct	Off	Def	Total	Ast	PF	St	TO	Bl	Pts	Avg
1997-98	6	0	41	6	19	.316	3	6	.500	2	2	1.000	2	10	12	1	0	4	2	0	17	2.8

**Acquired** Signed to a 10-day contract in March 1998**Departed** Free agent not re-signed July 1998**Roy Rogers**

Years 1996-97

College Alabama

No 44

Pos F

Season	G	GS	Min	FG	FGA	Pct	3fg	Att	Pct	FT	FTA	Pct	Off	Def	Total	Ast	PF	St	TO	Bl	Pts	Avg
1996-97	82	50	1848	244	483	.505	1	1	1.000	54	94	.574	139	247	386	46	214	21	86	163	543	6.6

**Acquired** Drafted 22nd overall by the Grizzlies in the 1996 NBA Draft**Departed** Traded to Boston in Oct. 1997 in exchange for Tony Massenburg and a 2nd round draft pick**Quinton Ross**

Years 2008-09

College Southern Methodist

No 13

Pos F/G

Season	G	GS	Min	FG	FGA	Pct	3fg	Att	Pct	FT	FTA	Pct	Off	Def	Total	Ast	PF	St	TO	Bl	Pts	Avg
2008-09	68	7	1164	99	259	.382	33	88	.375	34	42	.810	29	97	126	47	114	32	36	14	265	3.9

**Acquired** Signed as a free agent on Sept. 28, 2008**Departed** Contract expired on June 30, 2009**Jason Sasser**

Years 1998-99

College Texas Tech

No 23

Pos F

Season	G	GS	Min	FG	FGA	Pct	3fg	Att	Pct	FT	FTA	Pct	Off	Def	Total	Ast	PF	St	TO	Bl	Pts	Avg
1998-99	6	0	39	5	11	.455	0	0	---	1	2	.500	2	5	7	2	4	2	2	0	11	1.8

**Acquired** Signed as a free agent in Jan. 1999**Departed** Waived in Feb. 1999**Byron Scott**

Years 1995-96

College Arizona State

No 4

Pos G

Season	G	GS	Min	FG	FGA	Pct	3fg	Att	Pct	FT	FTA	Pct	Off	Def	Total	Ast	PF	St	TO	Bl	Pts	Avg
1995-96	80	0	1894	271	676	.401	74	221	.335	203	243	.835	40	152	192	123	126	63	100	22	819	10.2

**Acquired** In the 1995 Expansion Draft (from Indiana 18th overall)**Departed** Waived in July 1996



# ALL-TIME ROSTER

## Dennis Scott

Years	College Georgia Tech										No 9					Pos F									
Season	G	GS	Min	FG	FGA	Pct	3fg	Att	Pct	FT	FTA	Pct	Off	Def	Total	Ast	PF	St	TO	Bl	Pts	Avg			
1999-00	66	0	1263	125	333	.375	71	189	.376	48	57	.842	16	90	106	69	104	29	30	9	369	5.6			

**Acquired** Signed as a free agent in Aug. 1999

**Departed** Traded to Washington in Aug. 2000 along with Obinna Ekezie, Felipe Lopez and Cherokee Parks in exchange for Isaac Austin

## Josh Selby

Years	College Kansas										No 2					Pos G									
Season	G	GS	Min	FG	FGA	Pct	3fg	Att	Pct	FT	FTA	Pct	Off	Def	Total	Ast	PF	St	TO	Bl	Pts	Avg			
2011-12	28	0	237	25	72	.347	2	15	.133	11	14	.786	2	13	15	30	17	7	29	0	63	2.3			
2012-13	10	0	59	6	22	.273	1	6	.167	7	11	.636	0	5	5	4	7	2	7	0	20	2.0			
Total	38	0	296	31	94	.330	3	21	.143	18	25	.720	2	18	20	34	24	9	36	0	83	2.2			

**Acquired** Selected by Memphis in the second round (49th overall) in the 2011 NBA Draft

**Departed** Traded with Marreese Speights, Wayne Ellington and a 2013 first round draft pick to the Cleveland Cavaliers for Jon Leuer on Jan. 22, 2013

## Wayne Selden Jr.

Years	College Kansas										No 7					Pos G/F									
Season	G	GS	Min	FG	FGA	Pct	3fg	Att	Pct	FT	FTA	Pct	Off	Def	Total	Ast	PF	St	TO	Bl	Pts	Avg			
2016-17	11	2	189	20	50	.400	3	21	.143	12	18	.667	1	10	11	12	12	4	9	1	55	5.0			
2017-18	35	9	692	116	269	.431	49	122	.402	44	59	.746	16	40	56	66	59	18	54	5	325	9.3			
2018-19	32	0	455	65	161	.404	20	63	.317	22	29	.759	16	28	44	36	48	10	23	6	172	5.4			
Total	78	11	1336	201	480	.419	72	206	.350	78	106	.736	33	78	111	114	119	32	86	12	552	7.1			

**Acquired** 1) Signed by Memphis on July 26, 2016; 2) Signed by Memphis to a multi-year contract on March 18, 2017 and re-signed on July 1, 2017

**Departed** 1) Waived by Memphis on Oct. 22, 2016; 2) Traded by Memphis with MarShon Brooks and two future second round draft picks (2019, 2020) to Chicago for Justin Holiday on Jan. 4, 2019

## Kobi Simmons

Years	College Arizona										No 2					Pos G									
Season	G	GS	Min	FG	FGA	Pct	3fg	Att	Pct	FT	FTA	Pct	Off	Def	Total	Ast	PF	St	TO	Bl	Pts	Avg			
2017-18	32	12	643	80	189	.423	11	39	.282	25	25	1.000	14	36	50	68	61	18	44	5	196	6.1			

**Acquired** Signed by Memphis to a two-way contract on July 1, 2017

**Departed** Waived on Aug. 28, 2018

## Brian Skinner

Years	College Baylor										No 3					Pos F/C									
Season	G	GS	Min	FG	FGA	Pct	3fg	Att	Pct	FT	FTA	Pct	Off	Def	Total	Ast	PF	St	TO	Bl	Pts	Avg			
2011-12	1	0	113	4	1	.000	0	0	0	0	0	---	0	0	0	0	1	0	0	0	0	0	0	0	0

**Acquired** Signed as a free agent on Dec. 10, 2011

**Departed** Waived on Dec. 29, 2011

## Ish Smith

Years	College Wake Forest										No 5					Pos G									
Season	G	GS	Min	FG	FGA	Pct	3fg	Att	Pct	FT	FTA	Pct	Off	Def	Total	Ast	PF	St	TO	Bl	Pts	Avg			
2010-11	15	0	113	11	32	.344	0	2	.000	0	0	.455	1	4	5	15	11	5	8	0	27	1.8			

**Acquired** Traded by the Houston Rockets with Shane Battier in exchange for Hasheem Thabeet, DeMarre Carroll and a future, lottery-protected first round draft pick on Feb. 24, 2011

**Departed** Waived on Dec. 14, 2011

## Michael Smith


Years	College Providence										No 34					Pos F									
Season	G	GS	Min	FG	FGA	Pct	3fg	Att	Pct	FT	FTA	Pct	Off	Def	Total	Ast	PF	St	TO	Bl	Pts	Avg			
1997-98	30	29	706	67	133	.504	0	1	.000	48	73	.658	85	121	206	59	60	26	36	6	182	6.1			
1998-99	48	10	1098	77	144	.535	0	1	.000	76	128	.594	135	215	350	48	107	46	60	18	230	4.8			
Total	78	39	1804	144	277	.520	0	2	.000	124	201	.617	220	336	556	107	167	72	96	24	412	5.3			

**Acquired** In a trade with Sacramento in Feb. 1998 along with Bobby Hurley in exchange for Otis Thorpe and Chris Robinson

**Departed** Traded to Orlando in a three-way deal in Aug. 1999



# ALL-TIME ROSTER



## Russ Smith

Years 2014-15 to 2015-16										College Louisville										No 2										Pos G									
Season	G	GS	Min	FG	FGA	Pct	3fg	Att	Pct	FT	FTA	Pct	Off	Def	Total	Ast	PF	St	TO	Bl	Pts	Avg																	
2014-15	6	0	36	6	15	.400	1	5	.200	12	13	.923	1	2	3	6	7	3	5	0	25	4.2																	
2015-16	15	0	66	7	22	.318	1	5	.200	8	13	.615	1	8	9	11	5	5	7	1	23	1.5																	
Total	21	0	102	13	37	.351	2	10	.200	20	26	.769	2	10	12	17	12	8	12	1	48	2.3																	

**Acquired** As part of a three-team trade, traded by the New Orleans Pelicans to Memphis; New Orleans traded Austin Rivers to the Boston Celtics; Boston traded Jeff Green to Memphis; Memphis traded Tayshaun Prince and a future first round draft pick to Boston; Memphis traded Quincy Pondexter and a 2015 second round draft pick to New Orleans on Jan. 12, 2015

**Departed** Waived on Dec. 29, 2015.



## Theron Smith

Years 2003-04			College Ball State										No 0					Pos F									
Season	G	GS	Min	FG	FGA	Pct	3fg	Att	Pct	FT	FTA	Pct	Off	Def	Total	Ast	PF	St	TO	Bl	Pts	Avg					
2003-04	20	0	178	16	43	.372	6	12	.500	6	8	.750	13	28	41	7	18	5	14	5	44	2.2					

**Acquired** Signed as a free agent on July 16, 2003

**Departed** Selected by the Charlotte Bobcats in the 2004 NBA Expansion Draft



## Will Solomon

Years 2001-02				College Clemson								No 1				Pos G									
Season	G	GS	Min	FG	FGA	Pct	3fg	Att	Pct	FT	FTA	Pct	Off	Def	Total	Ast	PF	St	TO	Bl	Pts	Avg			
2001-02	62	4	872	113	331	.341	46	162	.284	49	73	.671	12	56	68	92	76	35	62	7	321	5.2			

**Acquired** Selected in the second round (33rd pick overall) of the 2001 NBA Draft

**Departed** Free agent not re-signed in July 2002



## Marreese Speights

Years 2011-12 to 2012-13										College Florida										No 5										Pos F/C									
Season	G	GS	Min	FG	FGA	Pct	3fg	Att	Pct	FT	FTA	Pct	Off	Def	Total	Ast	PF	St	TO	Bl	Pts	Avg																	
2011-12	60	54	1345	221	488	.453	0	3	.000	84	109	.771	133	241	374	48	147	21	74	29	526	8.8																	
2012-13	40	2	579	106	247	.429	2	4	.400	48	67	.716	76	113	189	18	86	10	35	27	262	6.6																	
Total	100	56	1924	327	735	.445	2	7	.286	132	176	.750	209	354	563	66	233	31	109	56	788	7.9																	

**Acquired** As part of a three-team trade on Jan. 4, 2012, traded by the Philadelphia 76ers to Memphis; Memphis traded Xavier Henry to the New Orleans Hornets and a 2012 second round pick to Philadelphia; New Orleans traded a 2013 second round pick to Philadelphia

**Departed** Traded with Wayne Ellington, Josh Selby and a 2013 first round draft pick to the Cleveland Cavaliers for Jon Leuer on Jan. 22, 2013



## D.J. Stephens

Years 2018-19				College Memphis								No 20				Pos G/F									
Season	G	GS	Min	FG	FGA	Pct	3fg	Att	Pct	FT	FTA	Pct	Off	Def	Total	Ast	PF	St	TO	Bl	Pts	Avg			
2018-19	1	0	7	1	2	.500	0	0	-	0	0	-	0	0	0	0	0	1	1	0	2	2.0			

**Acquired** Signed a two-way contract with Memphis on Oct. 8, 2018

**Departed** Waived on Dec. 30, 2018



## Joe Stephens

Years 1999-00				College Arkansas—Little Rock										No 25				Pos F									
Season	G	GS	Min	FG	FGA	Pct	3fg	Att	Pct	FT	FTA	Pct	Off	Def	Total	Ast	PF	St	TO	Bl	Pts	Avg					
1999-00	13	0	181	19	51	.373	0	8	.000	3	4	.750	13	23	36	11	9	7	6	3	41	3.2					

**Acquired** Signed as a free agent in Oct. 1999

**Departed** Waived in Nov. 1999



## Lance Stephenson

Years 2015-16				College Cincinnati								No 1				Pos G/F									
Season	G	GS	Min	FG	FGA	Pct	3fg	Att	Pct	FT	FTA	Pct	Off	Def	Total	Ast	PF	St	TO	Bl	Pts	Avg			
2015-16	26	3	692	146	308	.474	11	31	.355	66	81	.815	21	94	115	73	56	19	46	6	369	14.2			

**Acquired** Traded by the Los Angeles Clippers with a future first round draft pick to Memphis for Jeff Green on Feb. 18, 2016

**Departed** Became a free agent on July 1, 2016

INTRO

PLAYERS

EXECUTIVE

BASKETBALL  
OPS

BUSINESS  
OPS

MEDIA

COMMUNITY

HISTORY

PLAYOFFS

REVIEW

OPPONENTS

NBA

FEDERATION

AT A GLANCE



# ALL-TIME ROSTER



## Alex Stepheson

Years 2015-16			College USC										No 35					Pos C									
Season	G	GS	Min	FG	FGA	Pct	3fg	Att	Pct	FT	FTA	Pct	Off	Def	Total	Ast	PF	St	TO	Bl	Pts	Avg					
2015-16	4	0	61	8	26	.308	0	0	-	4	10	.400	18	8	26	2	8	1	0	3	20	5.0					

**Acquired** Signed by Memphis to a 10-day contract pursuant to the NBA's hardship rules on March 12, 2016

**Departed** 10-day contract expired on March 22, 2016



## Jarnell Stokes

Years 2014-15 to 2015-16, 2018-19										College Tennessee										No 2										Pos F/C									
Season	G	GS	Min	FG	FGA	Pct	3fg	Att	Pct	FT	FTA	Pct	Off	Def	Total	Ast	PF	St	TO	Bl	Pts	Avg																	
2014-15	19	2	126	21	37	.568	0	0	---	15	28	.536	16	18	34	4	25	5	7	5	57	3.0																	
2015-16	2	0	4	0	0	---	0	0	---	0	0	---	1	1	2	0	0	0	0	0	0	0.0																	
Total	21	2	130	21	37	.568	0	0	---	15	28	.536	17	19	36	4	25	5	7	5	57	2.7																	

**Acquired** 1) Draft rights (35th overall in the 2014 NBA Draft) traded by the Utah Jazz to the Memphis Grizzlies for a 2016 second round draft pick on June 26, 2014; 2) Signed a two-way contract with Memphis on Jan. 1, 2019

**Departed** 1) Traded by Memphis with Beno Udrih to Miami for Mario Chalmers and James Ennis on Nov. 10, 2015. 2) Waived on Jan. 15, 2019




## Damon Stoudamire

Years 2005-06 to 2007-08										College Arizona										No 20										Pos G									
Season	G	GS	Min	FG	FGA	Pct	3fg	Att	Pct	FT	FTA	Pct	Off	Def	Total	Ast	PF	St	TO	Bl	Pts	Avg																	
2005-06	27	27	862	114	287	.397	36	104	.346	53	62	.855	23	72	95	128	49	19	55	1	317	11.7																	
2006-07	62	51	1501	171	437	.391	59	175	.337	66	83	.795	31	108	139	299	95	47	101	2	467	7.5																	
2007-08	29	29	624	77	194	.397	36	94	.383	21	26	.808	14	57	71	112	46	19	50	0	211	7.3																	
Total	118	107	2987	362	918	.394	131	373	.351	140	171	.819	68	237	305	539	190	85	206	3	995	8.4																	

**Acquired** Signed by Memphis as a free agent on Aug. 5, 2005

**Departed** Waived on Jan. 28, 2008



## Erick Strickland

Years 2000-01			College Nebraska										No 25					Pos G									
Season	G	GS	Min	FG	FGA	Pct	3fg	Att	Pct	FT	FTA	Pct	Off	Def	Total	Ast	PF	St	TO	Bl	Pts	Avg					
2000-01	22	0	409	41	136	.301	14	48	.292	44	51	.863	9	67	76	66	42	22	27	1	140	6.4					

**Acquired** In a trade with New York in Feb. 2001 along with two draft picks in exchange for Othella Harrington

**Departed** Free agent not re-signed in July 2001



## Stromile Swift

Years 2000-01 to 2004-05; 2006-07 to 2007-08										College Louisiana State										No 4										Pos F/C									
Season	G	GS	Min	FG	FGA	Pct	3fg	Att	Pct	FT	FTA	Pct	Off	Def	Total	Ast	PF	St	TO	Bl	Pts	Avg																	
2000-01	80	6	1312	153	339	.451	0	4	.000	85	141	.603	109	175	284	28	160	62	64	82	391	4.9																	
2001-02	68	14	1805	293	611	.480	0	3	.000	217	305	.711	161	269	460	50	178	53	122	113	803	11.8																	
2002-03	67	26	1478	235	489	.481	0	2	.000	177	245	.722	114	270	384	45	152	55	99	104	647	9.7																	
2003-04	77	10	1528	268	571	.469	1	4	.250	190	262	.725	141	237	378	38	188	56	88	118	727	9.4																	
2004-05	60	14	1279	219	488	.449	0	4	.000	166	219	.758	92	181	273	43	182	41	90	92	604	10.1																	
2006-07	54	18	1029	161	346	.465	0	5	.000	97	134	.724	85	165	250	17	146	30	69	62	419	7.8																	
2007-08	35	4	549	93	177	.525	0	2	.000	52	81	.642	46	83	129	22	74	10	39	36	238	6.8																	
Total	441	92	8980	1422	3021	.471	1	24	.042	984	1387	.709	748	1380	2128	243	1080	307	571	607	3829	8.7																	

**Acquired** 1) Selected second overall by Vancouver in the 2000 NBA Draft; 2) Traded to Memphis by Houston along with the draft rights to Rudy Gay in exchange for Shane Battier on July 12, 2006

**Departed** 1) Free agent not re-signed in July 2005; 2) Traded to New Jersey in exchange for Jason Collins and cash considerations on Feb. 4, 2008



## Marquis Teague

Years 2017-18			College Kentucky										No 20					Pos G									
Season	G	GS	Min	FG	FGA	Pct	3fg	Att	Pct	FT	FTA	Pct	Off	Def	Total	Ast	PF	St	TO	Bl	Pts	Avg					
2017-18	3	0	74	4	16	.250	1	4	.250	2	5	.400	1	5	6	13	5	4	3	0	11	3.7					

**Acquired** Signed by Memphis to a 10-day contract as a Call-Up from the Memphis Hustle on March 24, 2018 and signed for the remainder of the season on April 3, 2018.

**Departed** Waived on April 6, 2018.

**Garrett Temple**


Years 2018-19				College LSU								No 17					Pos G/F							
Season	G	GS	Min	FG	FGA	Pct	3fg	Att	Pct	FT	FTA	Pct	Off	Def	Total	Ast	PF	St	TO	Bl	Pts	Avg		
2018-19	49	49	1530	166	387	.429	74	210	.352	57	76	.750	18	134	152	69	134	50	54	25	463	9.4		

**Acquired** Traded by Sacramento to Memphis for Deyonta Davis, Ben McLemore, a 2021 second round pick and cash considerations on July 17, 2018  
**Departed** Traded by Memphis with JaMychal Green to the Los Angeles Clippers for Avery Bradley on Feb. 7, 2019

**Hasheem Thabeet**

Years 2009-10 to 2010-11										College Connecticut					No 34					Pos C				
Season	G	GS	Min	FG	FGA	Pct	3fg	Att	Pct	FT	FTA	Pct	Off	Def	Total	Ast	PF	St	TO	Bl	Pts	Avg		
2009-10	68	13	883	77	131	.588	0	0	---	54	93	.581	85	158	243	11	162	15	43	89	208	3.1		
2010-11	45	0	369	17	39	.436	0	0	---	19	35	.543	24	51	75	4	73	9	17	15	53	1.2		
Total	113	13	1252	94	170	.553	0	0	---	73	128	.570	109	209	318	15	235	24	60	104	261	2.3		

**Acquired** Selected by the Grizzlies in the first round (second overall) of the 2009 NBA Draft  
**Departed** Traded to the Houston Rockets with DeMarre Carroll and a future lottery-protected first round draft pick in exchange for Shane Battier and Ish Smith on Feb. 24, 2011

**John Thomas**

Years 2005-06				College Minnesota								No 25				Pos F/C							
Season	G	GS	Min	FG	FGA	Pct	3fg	Att	Pct	FT	FTA	Pct	Off	Def	Total	Ast	PF	St	TO	Bl	Pts	Avg	
2005-06	3	0	25	2	2	1.000	0	0	---	0	0	---	0	0	0	1	3	0	2	1	4	1.3	

**Acquired** Signed by the Grizzlies as a free agent on Oct. 2, 2005  
**Departed** Waived by the Grizzlies on Nov. 22, 2005

**Tyrus Thomas**


Years 2014-15				College Louisiana State							No 13					Pos F						
Season	G	GS	Min	FG	FGA	Pct	3fg	Att	Pct	FT	FTA	Pct	Off	Def	Total	Ast	PF	St	TO	Bl	Pts	Avg
2014-15	2	0	7	1	1	1.000	0	0	---	2	2	1.000	0	0	0	1	0	0	0	0	4	2.0

**Acquired** Signed by Memphis to a 10-day contract as a Call-Up from the NBA Development League's Iowa Energy on Jan. 22, 2015  
**Departed** 10-day contract expired and became a free agent on Feb. 1, 2015

**Otis Thorpe**

Years 1997-98			College Providence									No 10					Pos F/C						
Season	G	GS	Min	FG	FGA	Pct	3fg	Att	Pct	FT	FTA	Pct	Off	Def	Total	Ast	PF	St	TO	Bl	Pts	Avg	
1997-98	47	46	1574	205	430	.477	0	4	.000	118	170	.694	100	271	371	161	158	30	115	23	528	11.2	

**Acquired** In a trade with Detroit in Aug. 1997 in exchange for a future first round draft pick  
**Departed** Traded to Sacramento in Feb. 1998 along with Chris Robinson in exchange for Michael Smith and Bobby Hurley

**Jamaal Tinsley**

Years 2009-10				College Iowa State								No 10					Pos G							
Season	G	GS	Min	FG	FGA	Pct	3fg	Att	Pct	FT	FTA	Pct	Off	Def	Total	Ast	PF	St	TO	Bl	Pts	Avg		
2009-10	38	1	588	52	140	.371	7	39	.179	22	27	.815	11	55	66	108	67	33	63	5	133	3.5		

**Acquired** Signed as a free agent on Nov. 14, 2009  
**Departed** Contract expired on June 30, 2010

**Cezary Trybanski**

Years 2002-03				From Warsaw, Poland							No 15					Pos C						
Season	G	GS	Min	FG	FGA	Pct	3fg	Att	Pct	FT	FTA	Pct	Off	Def	Total	Ast	PF	St	TO	Bl	Pts	Avg
2002-03	15	0	86	5	20	.250	0	0	---	4	10	.400	6	8	14	1	13	0	8	6	14	0.9

**Acquired** Signed by the Memphis Grizzlies on July 22, 2002  
**Departed** Traded to Phoenix in Sept. 2003 in exchange for Jake Tsakalidis and Bo Outlaw



# ALL-TIME ROSTER



## Jake Tsakalidis

Years 2003-04 to 2006-07				From Rustavi, Georgia						No 12				Pos C								
Season	G	GS	Min	FG	FGA	Pct	3fg	Att	Pct	FT	FTA	Pct	Off	Def	Total	Ast	PF	St	TO	Bl	Pts	Avg
2003-04	40	28	533	67	133	.475	0	0	---	36	61	.590	37	91	128	18	79	9	23	22	170	4.3
2004-05	31	1	278	32	64	.500	0	0	---	14	18	.778	21	35	56	10	42	3	12	16	78	2.5
2005-06	51	19	732	100	165	.606	0	0	---	57	87	.655	78	134	212	13	107	14	39	32	257	5.0
2006-07	23	7	258	20	50	.400	0	0	---	14	24	.583	24	40	64	2	34	7	21	11	54	2.3
Total	145	55	1801	219	412	.532	0	0	---	121	190	.637	160	300	460	43	262	33	95	81	559	3.9

**Acquired** Traded by Phoenix along with Bo Outlaw in exchange for Brevin Knight, Cezary Trybanski and Robert Archibald on Sept. 30, 2003

**Departed** Traded to Houston in exchange for Scott Padgett on Feb. 13, 2007



## Beno Udrih

Years 2013-14 to 2015-16				From Celje, Slovenia				No 19				Pos G										
Season	G	GS	Min	FG	FGA	Pct	3fg	Att	Pct	FT	FTA	Pct	Off	Def	Total	Ast	PF	St	TO	Bl	Pts	Avg
2013-14	10	0	55	10	18	.556	2	2	1.000	5	6	.833	0	2	2	6	4	1	5	1	27	2.7
2014-15	79	12	1494	246	505	.487	26	97	.268	87	102	.853	20	123	143	220	88	46	89	8	605	7.7
2015-16	8	0	120	20	46	.435	4	11	.364	3	3	1.000	2	7	9	26	11	3	11	1	47	5.9
Total	97	12	1669	276	569	.485	32	110	.291	95	111	.856	22	132	154	252	103	50	105	10	679	7.0

**Acquired** Signed by Memphis as a free agent on Feb. 27, 2014

**Departed** Traded by Memphis with Jarnell Stokes to Miami for Mario Chalmers and James Ennis on Nov. 10, 2015



## Jonas Valanciunas

Years 2018-19				From Utena, Lithuania								No 17				Pos C							
Season	G	GS	Min	FG	FGA	Pct	3fg	Att	Pct	FT	FTA	Pct	Off	Def	Total	Ast	PF	St	TO	Bl	Pts	Avg	
2018-19	19	17	527	152	279	.545	5	18	.278	70	91	.769	52	151	203	41	64	6	51	30	379	19.9	

**Acquired** Traded by Toronto with Delon Wright, C.J. Miles and a 2024 second round draft pick to Memphis for Marc Gasol on Feb. 7, 2019



## Greivis Vasquez

Years 2010-11				College Maryland								No 21					Pos G									
Season	G	GS	Min	FG	FGA	Pct	3fg	Att	Pct	FT	FTA	Pct	Off	Def	Total	Ast	PF	St	TO	Bl	Pts	Avg				
2010-11	70	1	860	95	233	.408	25	86	.291	34	44	.773	12	61	73	151	83	22	70	4	249	3.6				

**Acquired** Selected by the Grizzlies in the first round (28th overall) of the 2010 NBA Draft

**Departed** Traded by Memphis to New Orleans for Quincy Pondexter on December 24, 2011



## Hakim Warrick

Years 2005-06 to 2008-09										College Syracuse					No 21					Pos F				
Season	G	GS	Min	FG	FGA	Pct	3fg	Att	0	0	0	FT	FTA	Pct	Off	Def	Total	Ast	PF	St	TO	Bl	Pts	Avg
2005-06	68	2	724	101	228	.443	0	0	---	76	115	.661	43	101	144	30	113	14	56	21	278	4.1		
2006-07	82	43	2152	373	712	.524	0	8	.000	299	388	.771	130	290	420	75	232	43	161	30	1045	12.7		
2007-08	75	30	1754	328	653	.502	13	48	.271	183	260	.704	123	233	356	53	156	36	85	28	852	11.4		
2008-09	82	7	2029	340	693	.491	5	23	.217	266	374	.711	129	277	406	66	170	48	98	39	951	11.6		
Total	307	82	6660	1142	2286	.500	18	79	.228	824	1137	.725	425	901	1326	224	671	141	671	118	3126	10.2		

**Acquired** Selected by Memphis in the first round (19th overall) in the 2005 NBA Draft

**Departed** Renounced qualifying offer on July 25, 2009




## Julian Washburn

Years 2018-19				College UTEP								No 4				Pos F									
Season	G	GS	Min	FG	FGA	Pct	3fg	Att	Pct	FT	FTA	Pct	Off	Def	Total	Ast	PF	St	TO	Bl	Pts	Avg			
2018-19	18	3	254	16	48	.333	5	24	.208	3	4	.750	8	33	41	14	16	13	7	2	40	2.2			

**Acquired** Signed a two-way contract with Memphis on Jan. 15, 2019

**Departed** Traded to Golden State for Andre Iguodala and a future first round draft pick on July 7, 2019

**Earl Watson**

Years 2002-03 to 2004-05

College UCLA

No 25

Pos G

Season	G	GS	Min	FG	FGA	Pct	3fg	Att	Pct	FT	FTA	Pct	Off	Def	Total	Ast	PF	St	TO	Bl	Pts	Avg
2002-03	79	2	1366	170	391	.435	31	91	.341	62	86	.721	46	118	164	225	138	89	88	14	433	5.5
2003-04	81	14	1669	172	464	.371	26	106	.245	90	138	.652	49	129	178	402	175	91	146	19	460	5.7
2004-05	80	14	1808	236	554	.426	52	163	.319	91	138	.659	35	129	164	359	184	83	167	19	615	7.7
Total	240	30	4843	578	1409	.410	109	360	.303	243	362	.671	130	345	475	986	497	263	509	52	1508	6.3

**Acquired** Signed by the Memphis Grizzlies as a free agent on Aug. 6, 2002**Departed** Free agent not re-signed in July 2005**Yuta Watanabe**

Years 2018-19

College George Washington

No 12

Pos F

Season	G	GS	Min	FG	FGA	Pct	3fg	Att	Pct	FT	FTA	Pct	Off	Def	Total	Ast	PF	St	TO	Bl	Pts	Avg
2018-19	15	0	174	15	51	.294	2	16	.125	7	10	.700	4	27	31	8	11	4	6	1	39	2.6

**Acquired** Signed a two-way contract with Memphis on July 20, 2018**Briante Weber**

Years 2015-16, 2017-18

College Virginia Commonwealth

No 2, 3

Pos G

Season	G	GS	Min	FG	FGA	Pct	3fg	Att	Pct	FT	FTA	Pct	Off	Def	Total	Ast	PF	St	TO	Bl	Pts	Avg
2015-16	6	4	166	13	38	.342	0	5	.000	3	4	.750	8	16	24	20	11	9	9	3	29	4.8

**Acquired** 1) Signed by Memphis to a 10-day contract as a Call-Up from the NBA Development League's Sioux Falls Skyforce on March 11, 2016; 2)

Signed by Memphis to a 10-day contract as a Call-Up from the NBA G League's Sioux Falls Skyforce on March 14, 2018

**Departed** 1) 10-day contract expired on March 21, 2016; 2) 10-day contract expired on March 24, 2018**Bonzi Wells**

Years 2003-04 to 2004-05

College Ball State

No 6

Pos G/F

Season	G	GS	Min	FG	FGA	Pct	3fg	Att	Pct	FT	FTA	Pct	Off	Def	Total	Ast	PF	St	TO	Bl	Pts	Avg
2003-04	59	17	1468	295	675	.437	21	61	.344	138	183	.750	157	142	199	104	197	71	129	61	728	12.3
2004-05	69	19	1489	272	617	.441	36	104	.346	141	188	.750	49	180	229	80	165	85	90	27	721	10.4
Total	128	36	2957	567	1346	.421	57	165	.345	279	371	.752	106	322	428	184	362	156	219	88	1449	11.3

**Acquired** Traded by Portland on Dec. 3, 2003 in exchange for Wesley Person, a conditional first round pick in the 2004 NBA Draft and cash considerations**Departed** Traded to Sacramento in exchange for Bobby Jackson and Greg Ostertag on Aug. 2, 2005**Doug West**

Years 1997-98 to 2000-01

College Villanova

No 2

Pos G/F

Season	G	GS	Min	FG	FGA	Pct	3fg	Att	Pct	FT	FTA	Pct	Off	Def	Total	Ast	PF	St	TO	Bl	Pts	Avg
1997-98	Did not play due to injury																					
1998-99	14	2	294	31	65	.477	0	2	.000	19	25	.760	5	20	25	19	38	16	12	7	81	5.8
1999-00	38	0	581	59	145	.407	0	3	.000	34	40	.694	18	53	71	43	80	12	19	8	152	4.0
2000-01	15	6	171	11	38	.289	0	2	.000	6	7	.857	4	11	15	14	21	3	4	4	28	1.9
Total	67	8	1046	101	248	.407	0	7	.000	59	72	.819	27	84	111	76	139	31	35	19	261	3.9

**Acquired** In a trade with Minnesota in Feb. 1998 in exchange for Anthony Peeler**Departed** Free agent not re-signed July 2001**DeJuan Wheat**

Years 1998-99

College Louisville

No 6

Pos G

Season	G	GS	Min	FG	FGA	Pct	3fg	Att	Pct	FT	FTA	Pct	Off	Def	Total	Ast	PF	St	TO	Bl	Pts	Avg
1998-99	46	0	590	73	193	.378	22	60	.367	40	55	.727	11	34	45	102	59	26	48	2	208	4.5

**Acquired** Signed as a free agent in Jan. 1999**Departed** Free agent not re-signed July 1999**Gerald Wilkins**

Years 1995-96

College Chattanooga

No 21

Pos G/F

Season	G	GS	Min	FG	FGA	Pct	3fg	Att	Pct	FT	FTA	Pct	Off	Def	Total	Ast	PF	St	TO	Bl	Pts	Avg
1995-96	28	14	738	77	205	.376	14	64	.219	20	23	.870	22	43	65	68	55	25	37	2	188	6.7

**Acquired** In the 1995 Expansion Draft (from Cleveland 20th overall)**Departed** Free agent not re-signed in July 1996

INTRO

PLAYERS

EXECUTIVE

BASKETBALL  
OPSBUSINESS  
OPS

MEDIA

COMMUNITY

HISTORY

PLAYOFFS

REVIEW

OPPONENTS

NBA

FEDERATION

AT A GLANCE





# ALL-TIME ROSTER



## Aaron Williams

Years 1996-97										College Xavier										No 15										Pos F									
Season	G	GS	Min	FG	FGA	Pct	3fg	Att	Pct	FT	FTA	Pct	Off	Def	Total	Ast	PF	St	TO	Bl	Pts	Avg																	
1996-97	32	1	553	82	143	.376	0	1	.000	33	49	.673	60	78	138	15	72	16	28	26	197	6.2																	
<b>Acquired</b> Signed to a 10-day contract in Jan. 1997																						<b>Departed</b> Free agent not re-signed in July 1997																	



## Elliot Williams

Years 2015-16										College Memphis										No 25					Pos G				
Season	G	GS	Min	FG	FGA	Pct	3fg	Att	Pct	FT	FTA	Pct	Off	Def	Total	Ast	PF	St	TO	Bl	Pts	Avg							
2015-16	5	0	45	2	10	.200	1	4	.250	3	4	.750	1	3	4	4	2	0	1	0	8	1.6							
<b>Acquired</b> Signed by Memphis to a 10-day contract as a Call-Up from the NBA Development League's Santa Cruz Warriors on Jan. 8, 2016																													
<b>Departed</b> 10-day contract expired on Jan. 18, 2016																													



## Jason Williams

Years 2001-02 to 2004-05, 2010-11										College Florida					No 2					Pos G													
Season	G	GS	Min	FG	FGA	Pct	3fg	Att	Pct	FT	FTA	Pct	Off	Def	Total	Ast	PF	St	TO	Bl	Pts	Avg											
2001-02	65	65	2236	376	985	.382	127	404	.295	80	101	.792	22	173	195	519	102	111	214	7	959	14.8											
2002-03	76	76	2407	333	859	.388	143	404	.354	110	131	.840	25	187	212	631	130	91	168	10	919	12.1											
2003-04	72	68	2115	290	713	.387	120	364	.314	82	98	.791	25	122	147	492	97	92	136	5	782	10.9											
2004-05	71	68	1952	266	644	.413	107	330	.324	80	101	.792	19	103	122	399	91	75	130	5	719	10.1											
2010-11	11	0	124	9	29	.310	3	15	.200	0	0	---	0	8	8	28	2	3	7	1	21	1.9											
Total	295	277	8834	1274	3230	.394	500	1543	.324	352	431	.817	91	593	684	2069	422	372	655	28	3400	11.5											
<b>Acquired</b> 1) Traded with Nick Anderson in exchange for Mike Bibby and Brent Price on June 27, 2001; 2) Signed as a free agent on Feb. 7, 2011																						<b>Departed</b> 1) Traded to the Miami Heat with James Posey and Andre Emmett as part of a five-team deal on Aug. 2, 2005; 2) Retired on April 18, 2011											



## Marcus Williams

Years 2009-10											College Connecticut											No 5				Pos G			
Season	G	GS	Min	FG	FGA	Pct	3fg	Att	Pct	FT	FTA	Pct	Off	Def	Total	Ast	PF	St	TO	Bl	Pts	Avg							
2009-10	62	1	872	104	271	.384	24	81	.296	37	55	.673	13	80	93	161	43	32	74	1	269	4.3							
<b>Acquired</b> Signed as a free agent on Aug. 6, 2009																													
<b>Departed</b> Contract expired on June 30, 2010																													



## Troy Williams

Years 2016-17										College Indiana										No 10										Pos F/G									
Season	G	GS	Min	FG	FGA	Pct	3fg	Att	Pct	FT	FTA	Pct	Off	Def	Total	Ast	PF	St	TO	Bl	Pts	Avg																	
2016-17	24	13	418	51	123	.415	10	41	.244	15	25	.600	6	39	45	19	42	24	27	9	127	5.3																	
<b>Acquired</b> Signed by Memphis as a free agent on July 9, 2015																						<b>Departed</b> Waived on January 30, 2017																	



## Brandon Wright

Years 2015-16 to 2017-18				College North Carolina							No 34							Pos F/C				
Season	G	GS	Min	FG	FGA	Pct	3fg	Att	Pct	FT	FTA	Pct	Off	Def	Total	Ast	PF	St	TO	Bl	Pts	Avg
2015-16	12	2	212	35	52	.673	0	0	-	13	24	.542	14	29	43	6	21	5	10	15	83	6.9
2016-17	28	5	447	83	135	.615	0	1	.000	23	35	.657	31	47	78	15	42	11	10	20	189	6.8
2017-18	27	1	366	57	99	.576	0	0	-	21	33	.636	32	61	93	13	29	13	8	25	135	5.0
Total	67	8	1025	175	286	.612	0	1	.000	57	92	.620	77	137	214	34	92	29	28	60	407	6.1
<b>Acquired</b> Signed by Memphis as a free agent on July 9, 2015																						
<b>Departed</b> Waived on Feb. 10, 2018																						



## Delon Wright

Years 2018-19										College Utah										No 2										Pos G									
Season	G	GS	Min	FG	FGA	Pct	3fg	Att	Pct	FT	FTA	Pct	Off	Def	Total	Ast	PF	St	TO	Bl	Pts	Avg																	
2018-19	26	11	802	115	265	.434	20	78	.256	66	89	.742	29	112	141	138	50	42	40	15	316	12.2																	
<b>Acquired</b> Traded by Toronto with Jonas Valanciunas, C.J. Miles and a 2024 second round draft pick to Memphis for Marc Gasol on Feb. 7, 2019																																							
<b>Departed</b> Signed and traded by Memphis to Dallas for two future second round draft picks and the draft rights to Satnam Singh (52nd overall 2015) on July 8, 2019																																							

# ALL-TIME ROSTER



## Lorenzen Wright

Years 2001-02 to 2005-06

College Memphis

No 42

Pos F/C

Season	G	GS	Min	FG	FGA	Pct	3fg	Att	Pct	FT	FTA	Pct	Off	Def	Total	Ast	PF	St	TO	Bl	Pts	Avg
2001-02	43	33	1251	223	486	.459	0	2	.000	70	123	.569	130	275	405	44	126	30	72	23	516	12.0
2002-03	70	49	1982	325	716	.454	0	5	.000	147	223	.659	170	358	528	80	209	51	110	54	797	11.4
2003-04	65	46	1674	257	586	.439	0	5	.000	96	131	.733	144	301	445	71	192	45	77	58	610	9.4
2004-05	80	77	2287	320	683	.469	0	3	.000	131	198	.662	177	436	613	87	251	58	100	69	771	9.6
2005-06	78	58	1689	194	406	.478	0	2	.000	66	117	.564	142	253	395	48	201	52	67	46	454	5.8
Total	336	263	8883	1319	2877	.458	0	17	.000	510	792	.644	763	1623	2386	330	979	236	426	250	3148	9.4

**Acquired** Traded by Atlanta with Brevin Knight and the draft rights to Pau Gasol to the Memphis Grizzlies for Shareef Abdur-Rahim on July 19, 2001  
**Departed** Free agent not re-signed in July 2006



## Tony Wroten

Years 2012-13, 2015-16

College Washington

No 1

Pos G

Season	G	GS	Min	FG	FGA	Pct	3fg	Att	Pct	FT	FTA	Pct	Off	Def	Total	Ast	PF	St	TO	Bl	Pts	Avg
2012-13	35	0	272	33	86	.384	4	16	.250	21	29	.724	13	15	28	43	34	8	29	4	91	2.6

**Acquired** 1) Drafted by Memphis in the first round (25th overall) of the 2012 NBA Draft; 2) Claimed off waivers on June 27, 2016; 3) Signed as a free agent on Aug. 4, 2016

**Departed** 1) Traded to the Philadelphia 76ers for a conditional 2014 second round draft pick and a trade exception on Aug. 22, 2013; 2) Waived on July 11, 2016; 3) Waived on Oct. 7, 2016



## Sam Young

Years 2009-10 to 2011-12

College Pittsburgh

No 4

Pos F/G

Season	G	GS	Min	FG	FGA	Pct	3fg	Att	Pct	FT	FTA	Pct	Off	Def	Total	Ast	PF	St	TO	Bl	Pts	Avg
2009-10	80	1	1321	224	497	.451	11	56	.196	136	175	.777	77	124	201	52	106	34	94	20	595	7.4
2010-11	78	46	1577	233	494	.472	17	50	.340	89	116	.767	40	147	187	71	120	68	61	23	572	7.3
2011-12	21	2	240	32	83	.386	0	9	.000	10	12	.833	14	27	41	9	12	11	9	2	74	3.3
Total	179	49	3138	489	1074	.455	28	115	.243	235	303	.776	131	298	429	132	238	113	164	45	1241	6.9

**Acquired** Selected by the Grizzlies in the second round (36th overall) of the 2009 NBA Draft

**Departed** Traded to the Philadelphia 76ers for the draft rights to Ricky Sanchez on March 15, 2012



## Tyler Zeller

Years 2018-19

College North Carolina

No 45

Pos C

Season	G	GS	Min	FG	FGA	Pct	3fg	Att	Pct	FT	FTA	Pct	Off	Def	Total	Ast	PF	St	TO	Bl	Pts	Avg
2018-19	4	1	82	16	28	.571	0	0	-	14	18	.778	9	9	18	3	16	1	4	3	46	11.5
Total	179	49	3138	489	1074	.455	28	115	.243	235	303	.776	131	298	429	132	238	113	164	45	1241	6.9

**Acquired** Signed a contract with Memphis pursuant to the NBA's hardship roster rules on April 5, 2019

**Departed** Became a free agent on July 1, 2019

INTRO

PLAYERS

EXECUTIVE

BASKETBALL  
OPS

BUSINESS  
OPS

MEDIA

COMMUNITY

HISTORY

PLAYOFFS

REVIEW

OPPONENTS

NBA

FEDERATION

AT A GLANCE



# ALL-TIME ROSTER

## GRIZZLIES ALL-TIME UNIFORM NUMBERS

No	Player	Season(s)	No	Player	Season(s)
00	Benoit Benjamin	1995-96		C.J. Miles	2018-19
	Darrell Arthur	2008-09 to 2012-13	7	Lawrence Moten	1995-96
0	Drew Gooden	2002-03		Anthony Peeler	1996-97
	Theron Smith	2003-04		Sam Mack	1997-98 to 1998-99
	JaMychal Green	2014-15 to 2018-19		Eddie Gill	2001-02
	Avery Bradley	2018-19		Tarence Kinsey	2006-07 to 2007-08
1	Anthony Peeler	1997-98		Greg Buckner	2008-09
	Cherokee Parks	1998-99 to 1999-00		Leon Powe	2010-11
	Mahmoud Abdul-Rauf	2000-01		Jerryd Bayless	2012-13 to 2013-14
	Will Solomon	2001-02		Darius Morris	2013-14
	Wesley Person	2002-03 to 2003-04		Chris Andersen	2015-16
	Antonio Burks	2004-05 to 2005-06		Wayne Selden	2016-17 to 2018-19
	Kyle Lowry	2006-07 to 2008-09		Justin Holiday	2018-19
	DeMarre Carroll	2009-10 to 2010-11	8	Michael Dickerson	1999-00 to 2002-03
	Jeremy Pargo	2011-12		Quincy Pondexter	2014-15
	Tony Wroten	2012-13		Bryce Cotton	2015-16
	Seth Curry	2013-14		James Ennis III	2015-16, 2016-17 to 2017-18
	Jarnell Stokes	2014-15 to 2015-16		MarShon Brooks	2017-18 to 2018-19
	Lance Stephenson	2015-16		Dusty Hannahs	2018-19
	Jarell Martin	2016-17 to 2017-18	9	George Lynch	1997-98
	Kyle Anderson	2018-19		Dennis Scott	1999-00
2	Greg Anthony	1995-96 to 1996-97		Isaac Austin	2000-01 to 2001-02
	Doug West	1997-98 to 2000-01		Ronnie Brewer	2009-10
	Jason Williams	2001-02 to 2004-05		Tony Allen	2010-11 to 2016-17
	Juan Carlos Navarro	2007-08	10	Mochoie Norris	1996-97
	Trey Gilder	2009-10		Otis Thorpe	1997-98
	Acie Law	2010-11		Mike Bibby	1998-99 to 2000-01
	Josh Selby	2011-12 to 2012-13		Gordan Gircick	2002-03
	Russ Smith	2014-15 to 2015-16		Junior Harrington	2006-07
	Kobi Simmons	2017-18		Jamaal Tinsley	2009-10
	Jarnell Stokes	2018-19		Rodney Carney	2010-11
	Delon Wright	2018-19		Gilbert Arenas	2011-12
3	Shareef Abdur-Rahim	1996-97 to 2000-01		Jarell Martin	2015-16
	Troy Bell	2003-04		Troy Williams	2016-17
	Anthony Roberson	2005-06		Ivan Rabb	2017-18 to 2018-19
	Chuckie Atkins	2006-07	11	Lee Mayberry	1996-97 to 1998-99
	Jeremy Richardson	2007-08		Damon Jones	2000-01
	Javaris Crittenton	2007-08 to 2008-09		Mike Conley	2007-08 to 2018-19
	Steve Francis*	2008-09	12	Bobby Hurley	1997-98
	Darius Miles	2008-09		Rodrick Rhodes	1998-99
	Allen Iverson	2009-10		Jake Tsakalidis	2003-04 to 2006-07
	Jason Williams	2010-11		Nick Calathes	2013-14 to 2014-15
	Brian Skinner	2011-12		Tyreke Evans	2017-18
	Wayne Ellington	2012-13		Yuta Watanabe	2018-19
	James Johnson	2013-14	13	Felipe Lopez	1998-99 to 1999-00
	Jordan Adams	2014-15 to 2015-16		Quinton Ross	2008-09
	Briante Weber	2017-18		Xavier Henry	2010-11
	Jevon Carter	2018-19		Mike Miller	2013-14
4	Byron Scott	1995-96		Tyrus Thomas	2014-15
	Stromile Swift	2000-01 to 2004-05; 2006-07 to 2007-08		Jaren Jackson Jr.	2018-19
	Sam Young	2009-10 to 2011-12	14	Eric Murdock	1995-96
	Chris Johnson	2012-13		Carl Herrera	1998-99
	Jordan Farmar	2015-16		Andre Emmett	2004-05
	Wade Baldwin IV	2016-17		Lester Hudson	2011-12
	Myke Henry	2017-18		Xavier Munford	2015-16
	Julian Washburn	2018-19		Brice Johnson	2017-18
5	Darrick Martin	1995-96		Omari Johnson	2017-18
	Chris Robinson	1997-98	15	Rich Manning	1995-96 to 1996-97
	Milt Palacio	1999-00		Aaron Williams	1996-97
	Elliott Perry	2001-02		Cezary Trybanski	2002-03
	Will Conroy	2006-07		Hamed Haddadi	2008-09 to 2012-13
	Marcus Williams	2009-10		Vince Carter	2014-15 to 2016-17
	Ish Smith	2010-11	16	Pau Gasol	2001-02 to 2007-08
	Marreese Speights	2011-12 to 2012-13		Toney Douglas	2016-17
	Austin Daye	2012-13	17	Chris King	1995-96
	Courtney Lee	2013-14 to 2015-16		Garret Temple	2018-19
	Andrew Harrison	2016-17 to 2018-19		Jonas Valanciunas	2018-19
	Bruno Caboclo	2018-19		Ashraf Amaya	1995-96
6	Larry Robinson	1996-97 to 1997-98	18	Josh Davis	2011-12
	De Juan Wheat	1998-99		Omri Casspi	2018-19
	Antonis Fotsis	2001-02	19	Beno Udrih	2013-14 to 2015-16
	Bonzi Wells	2003-04 to 2004-05		P.J. Hairston	2015-16
	Eddie Jones	2005-06 to 2006-07	20	Brent Price	1999-00 to 2000-01
	Bobby Jones	2007-08		Chris Owens	2002-03
	Mario Chalmers	2015-16, 2017-18		Damon Stoudamire	2005-06 to 2007-08
	Shelvin Mack	2018-19		Quincy Pondexter	2012-13 to 2013-14



## GRIZZLIES ALL-TIME UNIFORM NUMBERS (CONT.)

No	Player	Season(s)	No	Player	Season(s)
	Ryan Hollins	2015-16		O.J. Mayo	2008-09 to 2011-12
	Marquis Teague	2017-18		Ed Davis	2012-13 to 2013-14
	D.J. Stephens	2018-19		Jeff Green	2014-15 to 2015-16
21	Gerald Wilkins	1995-96		Vince Hunter	2017-18
	Lawrence Moten	1996-97	33	Pete Chilcutt	1996-97
	Kevin Edwards	2000-01		Antonio Daniels	1997-98
	Isaac Fontaine	2001-02		Mike Miller	2002-03 to 2007-08
	Robert Archibald	2002-03		Marc Gasol	2008-09 to 2018-19
	Hakim Warrick	2005-06 to 2008-09	34	Anthony Avent	1995-96
	Greivis Vasquez	2010-11		George Lynch	1996-97
	Tayshaun Prince	2012-13 to 2014-15		Michael Smith	1997-98 to 1998-99
	Deyonta Davis	2017-18		Scott Padgett	2006-07
22	Brevin Knight	2001-02 to 2002-03		Jason Collins	2007-08
	Rudy Gay	2006-07 to 2012-13		Hasheem Thabeet	2009-10 to 2010-11
	Jamaal Franklin	2013-14		Brandon Wright	2015-16 to 2017-18
	Matt Barnes	2015-16	35	Brian Cardinal	2004-05 to 2007-08
	Xavier Rathan-Mayes	2017-18		Alex Stepheson	2015-16
	Tyler Dorsey	2018-19	40	Antonio Harvey	1995-96
23	Pete Chilcutt	1997-98		Cuonzo Martin	1995-96
	Jason Sasser	1998-99		Ivano Newbill	1997-98
	Casey Jacobsen	2007-08		Makhtar N'Diaye	1998-99
	Deyonta Davis	2016-17		Ryan Humphrey	2002-03 to 2004-05
	Ben McLemore	2017-18	41	James Posey	2003-04 to 2004-05
24	Terry Dehere	1998-99		Kosta Koufos	2013-14 to 2014-15
	Othella Harrington	1999-00 to 2000-01	42	Lorenzen Wright	2001-02 to 2005-06
	Bobby Jackson	2005-06	43	Grant Long	1999-00 to 2001-02
	Dillon Brooks	2017-18	44	Kenny Gattison	1995-96
25	Joe Stephens	1999-00		Roy Rogers	1996-97
	Erick Strickland	2000-01		Tony Massenburg	1997-98 to 1998-99; 2000-01 to 2001-02
	Nick Anderson	2001-02		Lawrence Roberts	2005-06 to 2006-07
	Earl Watson	2002-03 to 2004-05		Andre Brown	2007-08
	John Thomas	2005-06		Dante Cunningham	2011-12
	Elliot Williams	2015-16	45	Bo Outlaw	2003-04
	Chandler Parsons	2016-17 to 2017-18		Steven Hunter	2009-10
26	Lester Hudson	2009-10		Dexter Pittman	2012-13
27	Kalin Lucas	2014-15		Tyler Zeller	2018-19
30	Blue Edwards	1995-96 to 1997-98	50	Bryant Reeves	1995-96 to 2001-02
	Dahntay Jones	2003-04 to 2006-07		Zach Randolph	2009-10 to 2016-17
	Adonal Foyle	2008-09	52	Eric Mobley	1995-96 to 1996-97
	Jon Leuer	2012-13 to 2014-15		J.R. Henderson	1998-99
	Troy Daniels	2016-17	54	Obinna Ekezie	1999-00
31	Darko Milicic	2007-08 to 2008-09		Kwame Brown	2007-08
	Shane Battier	2001-02 to 2005-06, 2010-11	55	Eric Leckner	1996-97
32	Doug Edwards	1995-96 to 1997-98		Antoine Carr	1999-00
	Pete Chilcutt	1998-99		Marko Jaric	2008-09 to 2009-10
	Rodney Buford	2001-02		Keyon Dooling	2012-13
	Chucky Atkins	2005-06		Joakim Noah	2018-19
	Alexander Johnson	2006-07			

INTRO

PLAYERS

EXECUTIVE

BASKETBALL  
OPSBUSINESS  
OPS

MEDIA

COMMUNITY

HISTORY

PLAYOFFS

REVIEW

OPPONENTS

NBA

FEDERATION

AT A GLANCE



# ALL-TIME ROSTER

## PLAYER COLLEGES

College	Player	College	Player	College	Player
Alabama	JaMychal Green	Kansas	Darrell Arthur	Stanford	Jason Collins
Arizona	Roy Rogers		Mario Chalmers		Casey Jacobsen
	Gilbert Arenas		Drew Gooden		Brevin Knight
	Jerryd Bayless		Xavier Henry	Syracuse	Lawrence Moten
	Mike Bibby		Josh Selby		Hakim Warrick
	Michael Dickerson		Wayne Selden	Temple	Eddie Jones
	Damon Stoudamire		Ben McLemore	Tennessee	Jarnell Stokes
Arizona State	Kobi Simmons	Kentucky	Andrew Harrison	Tennessee-Martin	Lester Hudson
	Isaac Austin		Scott Padgett	Texas	Avery Bradley
	Mike Batiste		Tayshaun Prince		Chris Owens
	Byron Scott		Marquis Teague		Dexter Pittman
Arkansas	Ronnie Brewer	Louisville	Russ Smith	Texas A&M	Acie Law
	Lee Mayberry		DeJuan Wheat	Texas-El Paso	Vince Hunter
Arkansas-Little Rock	Joe Stephens	LSU	Jarell Martin		Julian Washburn
Auburn	Wesley Person		Mahmoud Abdul-Rauf	Texas Tech	Andre Emmett
Ball State	Theron Smith		Stromile Swift		Jason Sasser
	Bonzi Wells		Garrett Temple	UCLA	Jordan Adams
	Brian Skinner		Tyrus Thomas		Kyle Anderson
Baylor	Chris Andersen	Maryland	Obinna Ekezie		Matt Barnes
Blinn Junior College (TX)	Troy Bell		Tony Massenburg		Jordan Farmer
Boston College	Antonio Daniels		Greivis Vasquez		J.R. Henderson
Bowling Green	Shelvin Mack	Memphis	Antonio Burks		Ryan Hollins
Butler	Shareef Abdur-Rahim		Rodney Carney		Darrick Martin
California	Leon Powe		Tyrece Evans		Earl Watson
	Ivan Rabb		Elliot Perry	UNLV	Greg Anthony
California State, Long Beach	James Ennis III		D.J. Stephens	USC	O.J. Mayo
Centenary	Larry Robinson		Elliot Williams		Rodrick Rhodes
Chattanooga	Gerald Wilkins		Lorenzo Wright		Alex Stepheson
Cincinnati	Lance Stephenson	Michigan	Darius Morris	Utah	Delon Wright
Clemson	Greg Buckner	Michigan State	Deyonta Davis	Vanderbilt	Wade Baldwin IV
	Will Solomon		Jaren Jackson Jr.	Villanova	Dante Cunningham
Colgate	Adonal Foyle		Kalin Lucas		Kyle Lowry
Colorado State	Milt Palacio		Zach Randolph		Doug West
Connecticut	Rudy Gay	Minnesota	Bobby Jackson	Virginia Commonwealth	Troy Daniels
	Hasheem Thabeet		John Thomas		Briante Weber
	Marcus Williams	Mississippi State	Lawrence Roberts	Wake Forest	James Johnson
Creighton	Benoit Benjamin	Missouri	DeMarre Carroll		Chris King
	Rodney Buford		Keyon Dooling		Ish Smith
Dayton	Chris Johnson		Anthony Peeler	Washington	Will Conroy
Delta State	Jeremy Richardson	Nebraska	Erick Strickland		Bobby Jones
DePaul	Andre Brown	North Carolina	Vince Carter		Justin Holiday
	Kevin Edwards		Pete Chilcutt		Rich Manning
	Steven Hunter		Ed Davis		Quincy Pondexter
	Myke Henry		Makhtar N'Diaye		Tony Wroten
Detroit Mercy	Ray McCallum		P.J. Hairston	Washington State	Isaac Fontaine
Duke	Shane Battier		Brice Johnson	Weber State	Eddie Gill
	Seth Curry		George Lynch	West Florida	Moochie Norris
	Bobby Hurley		Brandan Wright	West Virginia	Jevon Carter
	Dahntay Jones		Tyler Zeller	Western Kentucky	Courtney Lee
	Cherokee Parks	Northwestern State	Trey Gilder		Chris Robinson
East Carolina	Blue Edwards	Notre Dame	Ryan Humphrey		Antoine Carr
Eastern Michigan	Grant Long	Ohio State	Mike Conley	Wichita State	Junior Harrington
Florida	Nick Calathes		Kosta Koufos	Wisconsin	Jon Leuer
	Mike Miller	Oklahoma	Brent Price	Wyoming	Josh Davis
	Joakim Noah	Oklahoma State	Tony Allen		Eric Leckner
	Chandler Parsons		Bryant Reeves	Xavier	James Posey
	Anthony Roberson	Old Dominion	Kenny Gattison		Aaron Williams
	Marreese Speights	Oregon	Dillon Brooks		
	Jason Williams		Tyler Dorsey	High School	Player
Florida State	Doug Edwards	Oregon State	Omari Johnson	East St. Louis HS (IL)	Darius Miles
	Alexander Johnson	Pfeiffer	Antonio Harvey	Glynn Academy HS (GA)	Kwame Brown
	Xavier Rathan-Mayes	Pittsburgh	Eric Mobley	Skyline HS (TX)	C.J. Miles
George Washington	Yuta Watanabe		Sam Young		
Georgetown	Jeff Green	Providence	Bryce Cotton	International	Player
	Othella Harrington		Eric Murdock	Brazil	Bruno Caboclo
	Allen Iverson		Michael Smith	Croatia	Gordan Gircic
Georgia Tech	Javaris Crittenton		Otis Thorpe	Georgia	Jake Tsakalidis
	Ivano Newbill		MarShon Brooks	Greece	Antonis Fotsis
	Dennis Scott	Purdue	Brian Cardinal	Iran	Hamed Haddadi
Gonzaga	Austin Daye		Cuonzo Martin	Israel	Omri Casspi
	Jeremy Pargo	Rhode Island	Xavier Munford	Lithuania	Jonas Valanciunas
Houston	Carl Herrera	San Diego State	Jamaal Franklin	Poland	Cezary Trybanski
	Damon Jones	Seton Hall	Anthony Avert	Serbia	Marko Jaric
	Sam Mack		Terry Dehere		Darko Milicic
	Bo Outlaw	South Carolina	Tarence Kinsey	Slovenia	Beno Udrih
Illinois	Nick Anderson	South Florida	Chucky Atkins	Spain	Marc Gasol
	Robert Archibald	Southern Illinois	Ashraf Amaya		Pau Gasol
Indiana	Troy Williams	Southern Methodist	Quinton Ross		Juan Carlos Navarro
Iowa State	Jamaal Tinsley	St. John's	Felipe Lopez		





## GRIZZLIES ALL-TIME TRANSACTIONS

## 1994

April 27	NBA Board of Governors awards a conditional franchise to Vancouver to begin play in the 1995-96 season.
July 22	Appointed Stu Jackson as Vice-President of Basketball Operations and General Manager.
October 3	Appointed Larry Riley as Director of Scouting.

## 1995

May 16	NBA closed the expansion agreement, officially making the Grizzlies the 29th NBA team.
June 1	Signed free agent Kevin Pritchard.
June 19	Named Brian Winters head coach.
June 24	Selected Greg Anthony, Rodney Dent, Antonio Harvey, Reggie Slater, Trevor Ruffin, Derrick Phelps, Larry Stewart, Kenny Gattison, Byron Scott, Gerald Wilkins, Benoit Benjamin, Doug Edwards, Blue Edwards in the 1995 NBA Expansion Draft. Acquired a future second round pick from Orlando in exchange for selecting Rodney Dent in the 1995 NBA Expansion Draft.
June 28	Selected Bryant Reeves in the first round (sixth overall) of the 1995 NBA Draft. Selected Lawrence Moten in the second round (36th overall) of the 1995 NBA Draft.
July 6	Hired Jimmy Powell as an assistant coach.
August 25	Hired Lionel Hollins as an assistant coach.
September 8	Hired Rex Hughes as an assistant coach.
September 25	Signed 1995 first round draft pick Bryant Reeves to a three-year contract.
October 3	Signed 1995 second round draft pick Lawrence Moten to a two-year contract.
October 5	Signed free agents Ashraf Amaya, Rich Manning, Henry James, Nate Higgs and Litteral Green.
October 17	Waived Nate Higgs.
October 18	Signed free agent Chris King.
October 24	Waived Henry James.
October 31	Waived Litteral Green.
November 1	Acquired Anthony Avent from Orlando in exchange for Kevin Pritchard and Larry Stewart.
November 5	Signed free agent Darriick Martin.
November 27	Acquired Eric Mobley and Eric Murdock from Milwaukee in exchange for Benoit Benjamin. Waived Rich Manning.
December 28	Waived Antonio Harvey.

## 1996

January 11	Acquired a future second round draft pick from Minnesota in exchange for Darriick Martin. Signed free agent Rich Manning.
February 22	Acquired Jeff Turner from Orlando in exchange for Kenny Gattison and a 1996 second round draft pick.
March 9	Waived Jeff Turner.
April 3	Signed Cuonzo Martin to a 10-day contract.
April 12	Signed Cuonzo Martin for the remainder of the season.
June 19	Acquired Pete Chilcutt, Tim Breaux, a 1996 first round draft pick, a 1996 second round draft pick and a conditional 1997 second round draft pick from Houston in exchange for two second round draft picks in the 1996 NBA Draft and a 1997 second round draft pick.
June 26	Selected Shareef Abdur-Rahim in the first round (third overall) of the 1996 NBA Draft. Selected Roy Rogers in the first round (22nd overall) of the 1996 NBA Draft. Selected Chris Robinson in the second round (51st overall) of the 1996 NBA Draft.
July 16	Acquired Anthony Peeler, George Lynch, a 1998 second round draft pick and a 1999 second round draft pick from the Los Angeles Lakers in exchange for second round draft picks in 1998 and 1999. Renounced the rights to free agents Ashraf Amaya, Anthony Avent, Chris King, Gerald Wilkins, Cuonzo Martin, Eric Murdock, Derrick Phelps and Rodney Dent.
July 22	Signed free agent Lee Mayberry. Waived Byron Scott.
August 6	Signed 1996 first round draft pick Shareef Abdur-Rahim to a three-year contract.
August 14	Signed 1996 first round draft pick Roy Rogers to a three-year contract.
October 2	Signed free agents Chucky Atkins and Jack Lothian.
October 3	Signed 1996 second round draft pick Chris Robinson to a one-year contract.
October 21	Waived Chucky Atkins and Jack Lothian.
October 31	Waived Tim Breaux.
December 12	Signed free agent Moochie Norris.

## 1997

January 6	Waived Rich Manning.
January 24	President & General Manager Stu Jackson assumed head coaching duties replacing Brian Winters.
January 29	Signed free agent Aaron Williams to a 10-day contract.

INTRO

PLAYERS

EXECUTIVE

BASKETBALL  
OPSBUSINESS  
OPS

MEDIA

COMMUNITY

HISTORY

PLAYOFFS

REVIEW

OPPONENTS

NBA

FEDERATION

AT A GLANCE



# ALL-TIME TRANSACTIONS

## 1997 (continued)

February 11	Signed Aaron Williams to a second 10-day contract. Signed Eric Leckner to a 10-day contract.
February 20	Signed Aaron Williams for the remainder of the season and signed Eric Leckner to a second 10-day contract.
March 2	Signed Eric Leckner for the remainder of the season.
April 23	Relieved Rex Hughes and Jimmy Powell of their duties as assistant coaches.
June 25	Selected Antonio Daniels in the first round (4th overall) of the 1997 NBA Draft. Selected C.J. Bruton in the second round (52nd overall) of the 1997 NBA Draft. Traded the draft rights of C.J. Bruton to the Portland Trail Blazers for cash considerations. Named Brian Hill as head coach.
June 26	
July 7	Signed Bryant Reeves to a six-year contract extension.
July 15	Signed Chris Robinson to a two-year contract.
August 7	Acquired Otis Thorpe from Detroit in exchange in exchange for a protected future first round draft pick. Renounced the rights to free agent Greg Anthony.
August 20	Signed 1997 first round draft choice Antonio Daniels to a three-year contract.
September 9	Signed free agent Marcus Brown.
September 10	Named Jack Nolan and Jim Boylan as assistant coaches.
September 15	Signed free agent Ivano Newbill.
October 1	Signed free agents Mark Hendrickson, Alan Ogg, Litterial Green and David Booth.
October 8	Waived Eric Mobley and Mark Hendrickson.
October 28	Acquired Tony Massenburg and a second round draft pick from Boston for Roy Rogers.
October 28	Acquired Sam Mack from Houston in exchange for a second round draft pick.
October 28	Waived Alan Ogg, Litterial Green and David Booth.

## 1998

January 12	Waived Doug Edwards and Marcus Brown.
February 18	Acquired Michael Smith and Bobby Hurley from Sacramento in exchange for Otis Thorpe and Chris Robinson.
February 18	Acquired Doug West from Minnesota in exchange for Anthony Peeler.
March 27	Signed Larry Robinson to a 10-day contract.
April 6	Signed Larry Robinson to a second 10-day contract.
April 16	Signed Larry Robinson for the remainder of the season.
June 24	Selected Mike Bibby in the first round (2nd overall) of the 1998 NBA Draft. Selected J.R. Henderson in the second round (56th overall) of the 1998 NBA Draft. Acquired Carl Herrera and the draft rights to Felipe Lopez (24th overall) from San Antonio in exchange for Antonio Daniels.

## 1999

January 21	Signed free agents Corey Beck, Greg Dreiling, Sean Higgins, Dan Muller, Makhtar Ndiaye, Jason Sasser.
January 22	Signed 1998 first round draft picks Mike Bibby and Felipe Lopez and second round draft pick J.R. Henderson to multi-year contracts. Signed Cherokee Parks to a three-year contract.
January 25	Placed Bobby Hurley on waivers.
January 27	Signed Shareef Abdur-Rahim to a six-year contract extension.
January 28	Placed Corey Beck on waivers.
January 29	Signed Reggie Geary and DeJuan Wheat.
February 1	Placed Greg Dreiling, Reggie Geary and Sean Higgins on waivers.
February 18	Placed Dan Muller and Jason Sasser on waivers.
February 28	Placed Carl Herrera on waivers.
March 11	Acquired Rodrick Rhodes from Houston in exchange for Sam Mack.
March 23	Signed Terry Dehere to a 10-day contract.
April 2	Signed Terry Dehere to a second 10-day contract.
April 12	Signed Terry Dehere for the rest of the season.
June 30	Selected Steve Francis in the first round (2nd overall) of the 1999 NBA Draft. Selected Obinna Ekezie in the second round (37th overall) of the 1999 NBA Draft. Selected Antwain Smith in the second round (51st overall) of the 1999 NBA Draft.
August 27	Acquired Antoine Carr, Michael Dickerson, Othella Harrington, Brent Price, a future first round pick from Houston and a future second round pick from Orlando in a three-way trade in exchange for Tony Massenburg, Lee Mayberry, Makhtar Ndiaye, Rodrick Rhodes, Michael Smith and the draft rights to Steve Francis (2nd overall).
August 27	Signed free agent Dennis Scott.
September 14	Signed 1999 second round draft pick Obinna Ekezie.
September 16	Signed free agent Grant Long.
September 29	Signed free agent Milt Palacio.
October 4	Signed 1999 second round draft pick Antwain Smith. Waived J.R. Henderson.



## 1999 (continued)

October 26	Signed free agents Stephen Jackson, Rich King and Joe Stephens.
October 28	Signed free agent Robert Werdann.
November 1	Waived Stephen Jackson, Rich King and Antwain Smith.
November 30	Waived Robert Werdann.
December 16	Waived Joe Stephens.
	Dismissed Head Coach Brian Hill and named assistant coach Lionel Hollins as interim head coach.

## 2000

January 24	Agreement reached for sale of the Vancouver Grizzlies by Orca Bay Sports & Entertainment with Michael E. Heisley, Sr.
April 11	NBA approves the sale of the Vancouver Grizzlies by Orca Bay Sports & Entertainment to Michael E. Heisley Sr.
May 8	Dismissed Interim Head Coach Lionel Hollins and Director of Player Personnel Larry Riley.
May 9	Announced the resignation of President and General Manager Stu Jackson.
May 10	Appointed Dick Versace as President of Basketball Operations, Billy Knight as General Manager, Chuck Daly as Special Consultant to the President and Tony Barone as Director of Player Personnel.
June 1	Appointed Sidney Lowe as head coach.
June 23	Appointed Scott Roth as assistant Coach.
June 29	Selected Stromile Swift in the first round (2nd overall) of the 2000 NBA Draft.
July 17	Appointed Michael Adams as an assistant coach.
July 18	Signed 2000 first round draft pick Stromile Swift to a multi-year contract.
August 8	Signed free agents Tony Massenburg and Damon Jones.
August 20	Signed free agent Mahmoud Abdul-Rauf.
August 22	Acquired Isaac Austin from Washington in exchange for Felipe Lopez, Cherokee Parks, Obinna Ekezie and Dennis Scott.
August 23	Appointed Bob Staak as an assistant coach.
October 1	Signed William Cunningham, Kevin Edwards, Paul Grant, Arijan Komazec and Jeff Nordgaard.
October 26	Waived Paul Grant, Jeff Nordgaard and Arijan Komazec.
December 31	Released William Cunningham.

## 2001

January 30	Acquired Erick Strickland, a first round pick in the 2001 NBA Draft (via Los Angeles Lakers) and a second round pick in the 2001 NBA Draft from New York in exchange for Othella Harrington.
March 26	Grizzlies file an application with the NBA to move the franchise from Vancouver, British Columbia to Memphis, Tennessee.
June 30	Acquired the draft rights to Pau Gasol (3rd overall), Lorenzen Wright and Brevin Knight from Atlanta in exchange for Shareef Abdur-Rahim and the draft rights to Jamaal Tinsley (27th overall).
	Selected Shane Battier in the first round (6th overall) in the 2001 NBA Draft.
	Selected Will Solomon in the second round (33rd overall) of the 2001 NBA Draft.
	Selected Antonis Fotsis in the second round (48th overall) of the 2001 NBA Draft.
	Acquired Jason Williams and Nick Anderson from Sacramento for Mike Bibby and Brent Price.
July 1	Damon Jones elected to seek free agency by not picking up his option to remain with the Grizzlies.
	Erick Strickland elected to seek free agency by exercising his early termination option.
July 2	Signed 2001 second round draft choice Will Solomon.
July 3	The NBA Board of Governors officially approved the move of the Grizzlies from Vancouver, BC to Memphis, Tennessee.
	Signed 2001 first round draft pick Shane Battier to a three-year contract.
July 19	Announced the trade of Shareef Abdur-Rahim to Atlanta in exchange for the draft rights to Pau Gasol (3rd overall pick in the 2001 NBA Draft), Lorenzen Wright and Brevin Knight.
August 31	Signed 2001 second round draft pick Antonis Fotsis.
September 6	Signed 2001 first round draft pick Pau Gasol to a three-year contract.
September 13	Signed James Collins.
October 1	Signed free agents Lazarus Sims, Adebayo Akinkunle and Bryant Ntoree.
October 14	Released free agents Lazarus Sims and Adebayo Akinkunle.
October 17	Signed Jason Williams to a multi-year contract extension.
October 25	Released free agents James Collins and Bryant Ntoree.
October 30	Signed Michael Dickerson to a multi-year contract extension.

## 2002

January 29	Announced retirement of Bryant Reeves.
February 13	Signed Elliot Perry to a 10-day contract.
February 22	Released Elliot Perry.
February 23	Signed Eddie Gill to a 10-day contract.
February 28	Waived Isaac Austin.
March 3	Signed Isaac Fontaine to a 10-day contract.

INTRO

PLAYERS

EXECUTIVE

BASKETBALL  
OPS

BUSINESS  
OPS

MEDIA

COMMUNITY

HISTORY

PLAYOFFS

REVIEW

OPPONENTS

NBA

FEDERATION

AT A GLANCE



# ALL-TIME TRANSACTIONS

## 2002 (continued)

March 4	Signed Eddie Gill for the remainder of the 2001-02 season.
March 13	Waived Isaac Fontaine.
April 18	Announced that Billy Knight would no longer continue to serve as general manager.
April 30	Announced the hirings of Jerry West as president of basketball operations and Gary Colson as assistant to the president. Announced that Dick Versace would take over as general manager.
May 15	Announced the resignations of Assistant Coaches Michael Adams and Bob Staak.
June 14	Announced hiring of John Welch as assistant/workout coach.
June 26	Selected Drew Gooden in the first round (4th overall) in the 2002 NBA Draft. Selected Robert Archibald in the second round (32nd overall) in the 2002 NBA Draft. Selected Matt Barnes in the second round (46th overall) in the 2002 NBA Draft. Acquired Wesley Person from Cleveland in exchange for Nick Anderson and the draft rights to Matt Barnes. Acquired the draft rights to Chris Owens (48th overall) from Milwaukee in exchange for a 2003 second round pick.
June 28	Acquired the rights to Gordan Giricek (40th overall in 1999 NBA Draft) from San Antonio in exchange for a 2004 second round pick and cash considerations. Exercised the option on the contract of Eddie Gill, declined options on Will Solomon and Antonis Fotsis.
June 30	Hired Lionel Hollins as assistant coach.
July 2	Signed 2002 first round pick Drew Gooden to a multi-year contract.
July 17	Signed 1999 second round pick Gordan Giricek to a contract.
July 19	Signed restricted free agent Earl Watson to a contract offer sheet, giving the Seattle SuperSonics 15 days to match the offer.
July 22	Signed free agent center Cezary Trybanski to a contract.
August 6	Officially signed free agent Earl Watson after Seattle declined to match the offer sheet.
September 27	Signed free agents Cory Bradford, Robb Dryden, Tang Hamilton, Mark Vershaw.
October 7	Waived Robb Dryden and Mark Vershaw.
October 17	Waived Cory Bradford and Tang Hamilton.
October 24	Waived Eddie Gill.
October 30	Waived Tony Massenburg.
October 30	Acquired Mike Batiste off of waivers.
November 12	Announced Hubie Brown as the sixth head coach in team history following the resignation of Sidney Lowe.
November 13	Appointed Tony Barone, Dr. Hal Wissel and Brendan Brown as assistant coaches. Appointed former assistants Scott Roth and Mitchell Anderson as members of the scouting staff.

## 2003

February 19	Acquired Mike Miller, Ryan Humphrey, a first round pick in the 2003 NBA Draft and a second round pick in the 2004 NBA Draft from Orlando in exchange for Drew Gooden and Gordan Giricek.
June 26	Selected Marcus Banks in the first round (13th overall) of the 2003 NBA Draft. Selected Kendrick Perkins in the first round (27th overall) of the 2003 NBA Draft. Acquired the draft rights to Troy Bell (16th overall) and Dahntay Jones (20th overall) from Boston in exchange for the draft rights to Marcus Banks (13th overall) and Kendrick Perkins (27th overall).
June 27	Exercised the options on the contracts of Robert Archibald and Chris Owens. Made a qualifying offer to Mike Batiste.
July 5	Signed 2003 first round draft picks Troy Bell and Dahntay Jones to multi-year contracts.
July 16	Signed free agent Theron Smith to a contract.
July 24	Signed free agent James Posey to a contract.
August 9	Officially signed restricted free agent James Posey after Houston declined to match the offer sheet.
September 24	Waived forward Chris Owens.
September 26	Signed Richard Jeter, Shelton Jones and Robert O'Kelley.
September 30	Acquired Jake Tsakalidis and Bo Outlaw from Phoenix in exchange for Brevin Knight, Cezary Trybanski and Robert Archibald.
October 4	Signed Mike Miller to a six-year contract extension.
October 5	Picked up the fourth-year option for the 2004-05 season on the contracts of Shane Battier and Pau Gasol.
October 7	Waived Robert O'Kelley, Shelton Jones and Richard Jeter.
October 25	Michael Dickerson announced his retirement due to chronic pain caused by a groin strain and sports hernia surgery.
October 27	Waived Michael Dickerson.
December 3	Acquired Bonzi Wells from Portland in exchange for Wesley Person, a conditional 2004 first round draft pick and cash considerations.

## 2004

June 10	Assistant Coach Lionel Hollins signed a one-year contract extension.
June 22	Theron Smith was selected by the Charlotte Bobcats in the Expansion Draft.
June 24	Acquired the draft rights to Andre Emmett (35th overall) from Seattle in exchange for a 2005 second round pick and cash considerations. Acquired the draft rights to Antonio Burks (36th overall) from Orlando in exchange for cash considerations. Selected Sergei Lishouk in the second round (49th overall) of the 2004 NBA Draft.
July 7	Signed 2004 second round picks Andre Emmett and Antonio Burks to contracts.

# ALL-TIME TRANSACTIONS



## 2004 (continued)

July 14	Signed free agent Brian Cardinal to a multi-year contract.
July 15	Signed Shane Battier to a multi-year contract extension.
September 9	Matched the offer sheet Cleveland offered Jake Tsakalidis.
September 30	Signed restricted free agent Stromile Swift to a one-year contract.
October 1	Signed Pau Gasol to a multi-year contract extension.
November 1	Waived Bo Outlaw and Troy Bell.
November 25	Head Coach Hubie Brown resigned, Lionel Hollins named interim head coach.
December 2	Named Mike Fratello as head coach.
	Named Eric Musselman and Mitchell Anderson as assistant coaches.

## 2005

April 3	Announced resignation of General Manager Dick Versace.
June 28	Selected Hakim Warrick in the first round (19th overall) of the 2005 Draft.
	Acquired the draft rights to Lawrence Roberts (55th overall) from Seattle in exchange for two future second round draft picks and cash considerations.
July 1	Named Scott Aduabo as assistant coach/workout coach.
	Named Jason Hamm as video coordinator.
July 9	Signed 2005 first round draft pick Hakim Warrick to a multi-year contract.
July 10	Signed 2005 second round draft pick Lawrence Roberts to a multi-year contract.
August 2	Acquired Bobby Jackson and Greg Ostertag from Sacramento in exchange for Bonzi Wells.
	Acquired Eddie Jones and Raul Lopez in a five-team trade involving Miami, Utah, Boston and New Orleans in exchange for Andre Emmett, Greg Ostertag, James Posey and Jason Williams.
August 5	Signed free agent Damon Stoudamire to a multi-year contract.
August 17	Requested waivers on Raul Lopez.
August 18	Signed Anthony Roberson to a contract.
September 27	Signed free agent Kimani Ffriend.
September 28	Signed free agent Kennedy Winston.
October 3	Signed free agent John Thomas.
October 8	Announced that Elliot Perry joined the franchise's ownership group, while Charles Ewing had sold his share of ownership.
October 24	Requested waivers on Kimani Ffriend and Kennedy Winston.
October 31	Signed President of Basketball Operations Jerry West to a two-year contract extension.
November 22	Waived John Thomas.

## 2006

January 23	Signed free agent Chuckie Atkins.
February 2	Assigned Anthony Roberson and Lawrence Roberts to the NBA Development League Arkansas RimRockers.
February 20	Recalled Anthony Roberson and Lawrence Roberts from the NBA Development League Arkansas RimRockers.
February 28	Re-assigned Anthony Roberson and Lawrence Roberts to the NBA Development League Arkansas RimRockers.
March 6	Recalled Anthony Roberson and Lawrence Roberts from the NBA Development League Arkansas RimRockers.
June 28	Selected Kyle Lowry in the first round (24th overall) of the 2006 NBA Draft.
	Acquired the draft rights to Alexander Johnson (45th overall) from Portland (via Indiana) in exchange for a second round pick in the 2008 NBA Draft.
July 6	Hired Paul Cormier as an assistant coach.
July 7	Signed 2006 first round draft pick Kyle Lowry to a multi-year contract.
July 12	Acquired the draft rights to Rudy Gay (8th overall) and Stromile Swift from Houston in exchange for Shane Battier.
	Signed 2006 first round draft pick Rudy Gay to a multi-year contract.
July 13	Signed free agent Tarence Kinsey to a contract.
July 17	Signed 2006 second round draft pick Alexander Johnson to a multi-year contract.
July 25	Waived Anthony Roberson.
July 31	Re-signed Chuckie Atkins to a one-year contract.
August 1	Signed Junior Harrington to a contract.
August 22	Hired Drew Graham as head athletic trainer.
October 1	Signed free agents Kimani Ffriend and Laron Profit.
October 13	Requested waivers on Kimani Ffriend and Laron Profit.
October 26	Waived Junior Harrington.
October 28	Exercised third-year option on Hakim Warrick.
December 28	Relieved Head Coach Mike Fratello of his duties; named Tony Barone, Sr. interim head coach.

## 2007

January 30	Signed Will Conroy to a 10-day contract.
	Waived Eddie Jones.

INTRO

PLAYERS

EXECUTIVE

BASKETBALL  
OPS

BUSINESS  
OPS

MEDIA

COMMUNITY

HISTORY

PLAYOFFS

REVIEW

OPPONENTS

NBA

FEDERATION

AT A GLANCE





# ALL-TIME TRANSACTIONS

## 2007 (continued)

February 9	Signed Junior Harrington to a 10-day contract.
February 13	Acquired Scott Padgett from Houston in exchange for Jake Tsakalidis.
February 20	Signed Junior Harrington to a second 10-day contract.
March 1	Assigned Alexander Johnson to the Arkansas RimRockers of the NBA Development League. Signed Junior Harrington for the remainder of the season.
March 15	Recalled Alexander Johnson from the Arkansas RimRockers of the NBA Development League.
April 4	Waived Scott Padgett.
May 31	Hired Marc Iavaroni as head coach.
June 18	Hired Chris Wallace as general manager and vice president of basketball operations.
June 22	Hired Johnny Davis, Gordon Chiesa and David Joerger as assistant coaches.
June 28	Selected Mike Conley in the first round (4th overall) in the 2007 NBA Draft.
July 2	Hired Andy Greer as an assistant coach.
July 12	Hired Ron DuBois as an assistant coach.
July 13	Signed free agent Darko Milicic to a multi-year contract. Waived Alexander Johnson.
July 20	Signed free agent Andre Brown.
July 24	Signed free agent Casey Jacobsen.
August 17	Acquired the rights to Juan Carlos Navarro from Washington in exchange for a protected future first round draft pick.
September 29	Signed Dontell Jefferson and Kasib Powell.
October 5	Waived Kasib Powell.
October 25	Waived Dontell Jefferson. Picked up the 2008-09 options for Rudy Gay, Kyle Lowry and Hakim Warrick.
December 18	Waived Tarence Kinsey.
December 20	Signed Jeremy Richardson.

## 2008

January 7	Waived Jeremy Richardson.
January 10	Signed Bobby Jones to a 10-day contract.
January 20	Signed Bobby Jones to a second 10-day contract.
January 28	Waived Damon Stoudamire.
February 1	Acquired Kwame Brown, Javaris Crittenton, Aaron McKie, the draft rights to Marc Gasol, a protected (Top 3) first-round pick in 2008, a protected (Top 6) first-round pick in 2010 and cash considerations from the Los Angeles Lakers in exchange for Pau Gasol and a 2010 second round pick.
February 4	Acquired Jason Collins and cash considerations from New Jersey in exchange for Stromile Swift.
February 21	Acquired Marcus Vinicius from New Orleans and the draft rights to Malick Badiane and cash considerations from Houston in exchange for the draft rights to Sergei Lishouk (to Houston). Waived Marcus Vinicius.
February 23	Waived Marcus Vinicius.
May 9	Waived Aaron McKie.
May 15	Promoted Greg Campbell to president of business operations.
June 17	Hired Kevin O'Neill as assistant coach.
June 26	Acquired the draft rights to O.J. Mayo (3rd overall), Marko Jaric, Antoine Walker and Greg Buckner from the Minnesota Timberwolves in exchange for the draft rights to Kevin Love (5th overall), Mike Miller, Brian Cardinal and Jason Collins. Acquired the draft rights to Darrell Arthur (27th overall) from the Houston Rockets in exchange for the draft rights to Donté Greene (28th overall) and a 2009 second-round pick.
June 30	Extended qualifying offer to Juan Carlos Navarro.
July 8	Signed 2008 first round draft picks O.J. Mayo and Darrell Arthur to multi-year contracts.
July 9	Signed 2007 second round draft pick Marc Gasol to a multi-year contract.
August 8	Renounced free agents Casey Jacobsen and Andre Brown. Signed restricted free agent Josh Smith to an offer sheet; offer matched by the Atlanta Hawks.
August 28	Signed free agent Hamed Haddadi to a multi-year contract.
September 28	Signed free agent Quinton Ross.
September 29	Signed free agent Brent Petway.
September 30	Signed Malick Badiane.
October 11	Waived Malick Badiane.
October 20	Waived Brent Petway.
October 31	Exercised fourth-year options on Rudy Gay and Kyle Lowry and third-year options on Mike Conley and Javaris Crittenton.
November 25	Assigned Hamed Haddadi to the NBA Development League's Dakota Wizards.
December 10	Reacquired a future first round pick from Washington (originally sent to the Wizards on Aug. 17, 2007 for Juan Carlos Navarro) in a three-team trade also involving the New Orleans Hornets; As part of the deal, Memphis traded Javaris Crittenton to Washington and sent future considerations involving a second round pick to New Orleans, while the Wizards traded Antonio Daniels to the Hornets for Mike James.
December 13	Signed free agent Darius Miles.

# ALL-TIME TRANSACTIONS



## 2008 (continued)

December 18	Waived Antoine Walker.
December 24	Recalled Hamed Haddadi from the Dakota Wizards.  Reacquired a 2009 second round pick from Houston (originally sent to the Rockets on June 26, 2008 for the draft rights to Darrell Arthur) along with Steve Francis and cash considerations in exchange for a conditional 2011 second round pick.

## 2009

January 7	Waived Darius Miles.  Acquired Shaun Livingston and cash considerations from the Miami Heat in exchange for a 2012 conditional second round draft pick; Waived Shaun Livingston.
January 10	Signed Darius Miles to a 10-day contract.
January 20	Signed Darius Miles to a second 10-day contract.
January 23	Relieved Marc Iavaroni of head coaching duties; Named Johnny Davis as interim head coach.
January 25	Named Lionel Hollins as head coach.
January 27	Hired Barry Hecker as assistant coach; Reassigned Kevin O'Neill as special assistant to the general manager; Relieved Andy Greer and Ron DuBois of assistant coaching duties.  Waived Steve Francis.
January 30	Signed Darius Miles for the remainder of the season.
February 6	Hired Henry Bibby and Damon Stoudamire as assistant coaches.
February 17	Reassigned Hamed Haddadi to the Dakota Wizards.
February 18	Acquired Chris Mihm and cash considerations from the Los Angeles Lakers in exchange for a 2013 protected second round draft pick.
February 19	Acquired Orlando's 2009 unprotected first round draft pick along with Mike Wilks, Adonal Foyle and cash considerations from the Magic in a three-team trade also involving the Houston Rockets; As part of the deal, Houston acquired Kyle Lowry from Memphis and Brian Cook from Orlando, while Orlando acquired Rafer Alston from Houston.
March 1	Waived Adonal Foyle.
March 18	Recalled Hamed Haddadi from the Dakota Wizards.
June 25	Selected Hasheem Thabeet in the first round (2nd overall) of the 2009 NBA Draft.  Selected DeMarre Carroll in the first round (27th overall) of the 2009 NBA Draft.  Selected Sam Young in the second round (36th overall) of the 2009 NBA Draft.  Acquired Quentin Richardson and cash considerations from New York in exchange for Darko Milicic.
June 29	Extended qualifying offers to Hakim Warrick and Juan Carlos Navarro.
July 9	Renounced the rights to free agents Darius Miles, Chris Mihm and Mike Wilks.  Acquired a 2016 second round pick from Toronto, along with Jerry Stackhouse and cash considerations from Dallas in exchange for Greg Buckner (to Dallas) as part of a four-team, eight-player trade also involving Orlando.
July 10	Waived Jerry Stackhouse.
July 17	Acquired Zach Randolph from the Los Angeles Clippers in exchange for Quentin Richardson.
July 19	Signed 2009 first round draft pick Hasheem Thabeet to a multi-year contract.
July 25	Renounced qualifying offer to Hakim Warrick.  Signed 2009 first round draft pick DeMarre Carroll to a multi-year contract.
July 29	Signed 2009 second round draft pick Sam Young to a multi-year contract.
August 6	Signed free agent Marcus Williams.
August 7	Acquired a protected 2010 first round draft pick and Steven Hunter from Denver in exchange for a future conditional second round draft pick.
August 27	Signed free agent Trey Gilder.
September 10	Renounced qualifying offer to Juan Carlos Navarro.  Signed free agent Allen Iverson.
September 28	Signed free agents Thomas Gardner, Leon Rodgers and Mike Taylor.
October 8	Waived Thomas Gardner.
October 20	Waived Leon Rodgers.
October 22	Waived Mike Taylor.
October 29	Exercised fourth-year option on Mike Conley and exercised third-year options on O.J. Mayo and Darrell Arthur.
November 5	Waived Trey Gilder.
November 14	Signed free agent Jamaal Tinsley.
November 17	Waived Allen Iverson.
December 24	Waived Marko Jaric.

## 2010

January 8	Claimed Lester Hudson off waivers.
February 18	Acquired Ronnie Brewer from the Utah Jazz in exchange for a future protected first round draft pick.
February 25	Assigned Hasheem Thabeet to the NBA Development League's Dakota Wizards.
February 27	Assigned Lester Hudson to the Dakota Wizards.
March 8	Recalled Hasheem Thabeet from the Dakota Wizards.
May 11	Signed Head Coach Lionel Hollins to a multi-year contract extension.

INTRO

PLAYERS

EXECUTIVE

BASKETBALL  
OPS

BUSINESS  
OPS

MEDIA

COMMUNITY

HISTORY

PLAYOFFS

REVIEW

OPPONENTS

NBA

FEDERATION

AT A GLANCE



# ALL-TIME TRANSACTIONS

## 2010 (continued)

June 24	Selected Xavier Henry in the first round (12th overall) of the 2010 NBA Draft. Selected Dominique Jones in the first round (25th overall) of the 2010 NBA Draft and traded his draft rights to the Dallas Mavericks. Selected Greivis Vasquez in the first round (28th overall) of the 2010 NBA Draft.
June 30	Extended qualifying offer to Rudy Gay.
July 1	Waived Lester Hudson.
July 8	Re-signed Rudy Gay to a multi-year contract extension.
July 13	Signed free agent Tony Allen.
August 5	Signed free agent Acie Law.
September 24	Signed first round draft picks Xavier Henry and Greivis Vasquez to multi-year contracts.
September 28	Signed free agents Luke Jackson, Tre Kelley, Kenny Thomas and Damien Wilkins.
September 29	Signed free agent Josh Davis.
October 11	Waived Luke Jackson, Trey Kelley and Kenny Thomas.
October 21	Waived Josh Davis and Damien Wilkins.
November 1	Signed Mike Conley to a multi-year contract extension.
December 4	Waived Acie Law.
December 14	Assigned DeMarre Carroll to the NBA Development League's Dakota Wizards.

## 2011

January 5	Recalled DeMarre Carroll from the Dakota Wizards.
February 7	Signed free agent Jason Williams.
February 21	Signed free agent Rodney Carney to a 10-day contract.
February 24	Acquired Shane Battier and Ish Smith from the Houston Rockets in exchange for Hasheem Thabeet, DeMarre Carroll and a future lottery-protected first round draft pick.
March 5	Signed free agent Leon Powe.
April 18	Jason Williams announced retirement.
April 20	Signed Zach Randolph to a multi-year contract extension.
June 23	Selected Josh Selby in the second round (49th overall) of the 2011 NBA Draft.
June 24	Extended qualifying offer to Marc Gasol.
June 27	Exercised contract option on Sam Young.
June 28	Extended qualifying offer to Hamed Haddadi.
December 5	Added Bob Thornton as an assistant coach and Lloyd Pierce as a player development coach.
December 10	Signed second round draft pick Josh Selby to a multi-year contract. Signed free agent Jeremy Pargo. Signed free agents Josh Davis, Mikki Moore, Jared Reiner, Walter Sharpe and Brian Skinner.
December 11	Waived Jared Reiner.
December 14	Re-signed Marc Gasol to a multi-year contract.
December 15	Waived Ish Smith.
December 23	Waived Mikki Moore. Signed free agent Dante Cunningham. Waived Walter Sharpe.
December 24	Acquired Quincy Pondexter from the New Orleans Hornets in exchange for Greivis Vasquez.
December 29	Waived Brian Skinner.

## 2012

January 4	As part of a three-team trade, traded Xavier Henry to the New Orleans Hornets and a 2012 second round draft pick to the Philadelphia 76ers and acquired Marreese Speights from Philadelphia; Philadelphia also acquired a 2013 second round draft pick from New Orleans.
February 6	Waived Josh Davis.
February 13	Assigned Josh Selby to the NBA Development League's Reno Bighorns.
February 27	Recalled Josh Selby from the Reno Bighorns.
March 15	Acquired the draft rights to Ricky Sanchez from the Philadelphia 76ers in exchange for Sam Young.
March 20	Signed free agent Gilbert Arenas.
March 26	Assigned Josh Selby to the Reno Bighorns.
March 31	Recalled Josh Selby from the Reno Bighorns.
April 5	Assigned Josh Selby to the Reno Bighorns.
April 9	Recalled Josh Selby from the Reno Bighorns.
April 20	Signed free agent Lester Hudson.
June 28	Selected Tony Wroten in the first round (25th overall) of the 2012 NBA Draft.
July 13	Signed free agent Jerryd Bayless. Re-signed Marreese Speights to a multi-year contract. Re-signed Darrell Arthur to a multi-year contract. Signed first round pick Tony Wroten to a multi-year contract.

# ALL-TIME TRANSACTIONS



## 2012 (continued)

July 24	Acquired Wayne Ellington from the Minnesota Timberwolves in exchange for Dante Cunningham.
July 25	Acquired D.J. Kennedy from the Cleveland Cavaliers in exchange for Jeremy Pargo, a 2013 second round draft pick and cash considerations.
July 28	Re-signed Hamed Haddadi to a multi-year contract.
September 18	Waived D.J. Kennedy.
September 29	Signed free agents Michael Dunigan, Ronald Dupree, Jarrod Famous, Jerome Jordan and D.J. Kennedy.
October 1	Signed free agents Ronald Murray and Kyle Weaver.

## 2013

January 10	Re-assigned Tony Wroten to the D-League's Reno Bighorns.
January 14	Recalled Tony Wroten from the D-League's Reno Bighorns.
January 22	Traded Marreese Speights, Wayne Ellington, Josh Selby and a 2013 first round draft pick to the Cleveland Cavaliers for Jon Leuer.
January 23	Signed Chris Johnson to a 10-day contract.
January 30	As part of a three-team trade, traded Rudy Gay and Hamed Haddadi to the Toronto Raptors; the Detroit Pistons traded Tayshaun Prince and Austin Daye to Memphis; Toronto traded Ed Davis and a 2013 second round draft pick to Memphis and traded Jose Calderon to Detroit.
February 3	Signed Chris Johnson to a second 10-day contract.
February 21	Traded the draft rights to Ricky Sanchez to the Miami Heat for Dexter Pittman and a 2013 second round draft pick.
April 3	Signed free agent Keyon Dooling.
April 6	Assigned Keyon Dooling and re-assigned Tony Wroten to the D-League's Reno Bighorns.
April 7	Recalled Keyon Dooling and Tony Wroten from the D-League's Reno Bighorns.
April 14	Waived Dexter Pittman.
April 17	Signed free agents Donté Greene and Willie Reed.
June 27	Named Dave Joergers as head coach.
	Selected Jamaal Franklin in the second round (41st overall) of the 2013 NBA Draft.
	Selected Joffrey Lauvergne in the second round (55th overall) of the 2013 NBA Draft.
	Selected Janis Timma in the second round (60th overall) of the 2013 NBA Draft.
	Traded Darrell Arthur and the draft rights to Joffrey Lauvergne to the Denver Nuggets for Kosta Koufos.
July 15	Re-signed Tony Allen to a multi-year contract.
	Re-signed Jon Leuer to a multi-year contract.
July 22	Lifted protection on a 2016 second round draft pick owed to Dallas (via Denver) for the draft rights to Nick Calathes.
July 23	Claimed Josh Akognon off waivers.
July 26	Signed second round draft pick Jamaal Franklin to a multi-year contract.
July 30	Signed free agent Mike Miller.
August 14	Traded Donté Greene to the Boston Celtics for Fab Melo.
August 20	Signed Nick Calathes to a multi-year contract.
August 22	Traded Tony Wroten to the Philadelphia 76ers for a conditional 2014 second round draft pick and a trade exception.
August 30	Waived Fab Melo.
September 23	Hired Elston Turner, Duane Ticknor and Shawn Respert as assistant coaches.
September 29	Signed free agents Derrick Byars, Melvin Ely and Tony Gaffney.
October 6	Waived Josh Akognon and Derrick Byars.
October 31	Signed Quincy Pondexter to a multi-year extension.
December 16	Called up free agent James Johnson from the D-League's Rio Grande Valley Vipers.
December 24	Called up free agent Seth Curry from the D-League's Santa Cruz Warriors.

## 2014

January 5	Assigned Jamaal Franklin to the D-League's Fort Wayne Mad Ants.
	Waived Seth Curry.
January 7	As part of a three-team trade, Memphis traded Jerryd Bayless to Boston and traded a conditional 2014 second round draft pick (from Philadelphia) and a conditional 2017 second round draft pick to the Oklahoma City Thunder... Boston traded Courtney Lee and a 2016 second round draft pick to Memphis... Oklahoma City traded Ryan Gomes to Boston.
	Recalled Jamaal Franklin from the D-League's Fort Wayne Mad Ants.
January 10	Re-assigned Jamaal Franklin to the D-League's Fort Wayne Mad Ants.
January 12	Recalled Jamaal Franklin from the D-League's Fort Wayne Mad Ants.
February 3	Signed Darius Morris to a 10-day contract.
February 26	Re-assigned Jamaal Franklin to the D-League's Fort Wayne Mad Ants.
February 27	Claimed Beno Udrih off waivers.
April 4	Recalled Jamaal Franklin from the D-League's Fort Wayne Mad Ants.
May 6	Entered into a single-affiliation partnership with NBA Development League's Iowa Energy for the 2014-15 season.
May 19	Announced Chris Wallace as interim general manager.
May 27	Signed head coach Dave Joergers to a contract extension.
June 26	Selected Jordan Adams in the first round (22nd overall) of the 2014 NBA Draft.
	Traded a 2016 second round draft pick to the Utah Jazz for the draft rights to Jarnell Stokes (35th overall).

INTRO

PLAYERS

EXECUTIVE

BASKETBALL OPS

BUSINESS OPS

MEDIA

COMMUNITY

HISTORY

PLAYOFFS

REVIEW

OPPONENTS

NBA

FEDERATION

AT A GLANCE



# ALL-TIME TRANSACTIONS

## 2014 (continued)

June 30	Zach Randolph exercised 2014-15 player option and signed multi-year contract extension with the Grizzlies.
July 7	Signed first round draft pick Jordan Adams to a multi-year contract.
July 12	Signed Vince Carter to a multi-year contract.
July 15	Re-signed Beno Udrih to a multi-year contract.
July 23	Promoted Jason Wexler to President of Business Operations of the Memphis Grizzlies and FedExForum.
July 29	Promoted interim general manager Chris Wallace to general manager and signed him to a multi-year contract.
	Named Ed Stefanski executive vice president of player personnel.
July 31	Named Jeff Bzdelik assistant coach, John Townsend director of player development and Trevor Moawad mental endurance coach.
	Promoted Jason March to assistant coach/advance scout and Drew Graham to head athletic trainer and vice president of player care.
August 18	Signed second round draft pick Jarnell Stokes to a multi-year contract.
August 31	Waived Jamaal Franklin.
September 25	Signed Michael Beasley, Patrick Christopher, Earl Clark, Luke Hancock, Kalin Lucas and Hassan Whiteside.
October 8	Named Elliot Perry director of player support.
October 9	Waived Michael Beasley.
October 13	Waived Luke Hancock.
October 22	Waived Earl Clark and Hassan Whiteside.
October 25	Waived Patrick Christopher and Kalin Lucas.
November 4	Re-signed Kalin Lucas as a Call-Up from the Iowa Energy.
November 8	Assigned Jordan Adams and Jarnell Stokes to the NBA Development League's Iowa Energy.
November 9	Waived Kalin Lucas.
November 10	Recalled Jordan Adams and Jarnell Stokes from Iowa.
November 19	Re-signed Kalin Lucas and Hassan Whiteside as Call-Ups from the Iowa Energy.
November 20	Waived Kalin Lucas and Hassan Whiteside.
November 24	Hired Glynn Cyprien as basketball operations assistant/scout.
November 25	Re-assigned Jordan Adams to the Iowa Energy.
December 1	Re-assigned Jarnell Stokes to the Iowa Energy.
December 3	Recalled Jarnell Stokes from Iowa.
December 8	Recalled Jordan Adams from Iowa.
December 12	Re-assigned Jordan Adams to the Iowa Energy.
December 19	Re-assigned Jarnell Stokes to the Iowa Energy.
December 20	Recalled Jordan Adams and Jarnell Stokes from Iowa.

## 2015

January 12	As part of a three-team trade, traded Tayshaun Prince and a future first round pick to the Boston Celtics and traded Quincy Pondexter and a 2015 second round pick to the New Orleans Pelicans... Boston traded Jeff Green to Memphis... New Orleans traded Austin Rivers to Boston and traded Russ Smith to Memphis.
January 20	Re-assigned Jordan Adams, Russ Smith and Jarnell Stokes to the Iowa Energy.
January 22	Signed Tyrus Thomas to a 10-day contract as a Call-Up from the Iowa Energy.
January 26	Recalled Jordan Adams from Iowa.
February 2	Signed JaMychal Green to a 10-day contract as a Call-Up from the Austin Spurs.
February 7	Re-assigned Jordan Adams to the Iowa Energy.
February 8	Recalled Jordan Adams from Iowa.
February 10	Recalled Jarnell Stokes and Russ Smith from Iowa.
February 19	Signed JaMychal Green to a second 10-day contract.
February 22	Re-assigned Russ Smith and Jarnell Stokes to the Iowa Energy.
March 2	Signed JaMychal Green to a multi-year contract.
March 12	Recalled Jarnell Stokes and Russ Smith from Iowa.
March 17	Re-assigned Jarnell Stokes to the Iowa Energy.
March 24	Re-assigned Russ Smith to the Iowa Energy.
March 30	Recalled Jarnell Stokes and Russ Smith from Iowa.
June 18	Jeff Green exercised player option for the 2015-16 season.
June 24	Traded draft rights to Janis Timma to Orlando for Luke Ridnour.
June 25	Traded Luke Ridnour to Charlotte for Matt Barnes.
	Selected Jarell Martin in the first round (25th overall) of the 2015 NBA Draft.
	Traded Jon Leuer to the Phoenix Suns for the draft rights to Andrew Harrison (44th overall in the 2015 NBA Draft).
June 30	Extended qualifying offer to Nick Calathes.
July 9	Signed free agent Brandon Wright to a multi-year contract.
July 10	Signed first round draft pick Jarell Martin to a multi-year contract.
July 13	Re-signed Marc Gasol to a multi-year contract.
September 28	Signed free agents Yakhoubia Diawara, Ryan Hollins, Michael Holyfield, Lazerick Jones and Daniel Nwaelele.
October 5	Waived Daniel Nwaelele.

# ALL-TIME TRANSACTIONS



## 2015 (continued)

October 6	Signed free agent Sampson Carter.
October 7	Waived Michael Holyfield.
October 7	Signed free agent Alex Stepheson.
October 24	Waived Sampson Carter, Yakhoubia Diawara, Lazerick Jones and Alex Stepheson.
October 26	Waived Ryan Hollins.
October 27	Exercised the third-year contract option on Jordan Adams.
November 10	Traded Beno Udrih and Jarrell Stokes to the Miami Heat for Mario Chalmers and James Ennis.
December 4	Assigned James Ennis to the Iowa Energy.
December 6	Recalled James Ennis from the Iowa Energy.
December 8	Re-assigned James Ennis to the Iowa Energy.
December 9	Recalled James Ennis from the Iowa Energy.
December 11	Re-assigned James Ennis to the Iowa Energy.
December 13	Recalled James Ennis from the Iowa Energy.
December 17	Assigned James Ennis, Jarell Martin and Russ Smith to the Iowa Energy.
December 17	Recalled James Ennis, Jarell Martin and Russ Smith from the Iowa Energy.
December 22	Re-assigned James Ennis, Jarell Martin and Russ Smith to the Iowa Energy.
December 24	Recalled James Ennis, Jarell Martin and Russ Smith from the Iowa Energy.
December 27	Re-assigned James Ennis to the Iowa Energy.
December 28	Re-assigned Jarell Martin to the Iowa Energy.
December 29	Signed free agent Ryan Hollins and waived Russ Smith.

## 2016

January 7	Waived Ryan Hollins.
January 8	Signed Elliot Williams to a 10-day contract as a Call Up from the D-League's Santa Cruz Warriors.
January 8	Recalled James Ennis and Jarell Martin from the Iowa Energy.
January 15	Re-assigned James Ennis to the Iowa Energy.
January 21	Signed Ryan Hollins to a 10-day contract.
February 1	Signed Ryan Hollins to a second 10-day contract.
February 3	Recalled James Ennis and Jarell Martin from the Iowa Energy.
February 3	Re-assigned James Ennis and Jarell Martin to the Iowa Energy.
February 9	Recalled Jarell Martin from the Iowa Energy.
February 16	As part of a three-team trade, Memphis traded Courtney Lee to Charlotte... Charlotte traded P.J. Hairston and two future second round draft picks to Memphis and traded Chris Andersen and two future second round draft picks to Memphis.
February 17	Recalled James Ennis from the Iowa Energy.
February 18	Traded Jeff Green to the Los Angeles Clippers for a future first round draft pick and Lance Stephenson.
February 25	Re-assigned Jarell Martin to the Iowa Energy.
February 29	Recalled Jarell Martin from the Iowa Energy.
March 2	Waived James Ennis.
March 2	Re-signed Ryan Hollins for the remainder of the season.
March 10	Waived Mario Chalmers.
March 11	Signed Briante Weber to a 10-day contract as a Call-Up from the D-League's Sioux Falls Skyforce.
March 12	Signed Ray McCallum and Alex Stepheson to 10-day contracts pursuant to the NBA's hardship rules.
March 16	Signed Xavier Munford to a 10-day contract as a Call-Up from the D-League's Bakersfield Jam and pursuant to the NBA's hardship rules.
March 21	Signed Jordan Farmar to a 10-day contract.
March 22	Signed Ray McCallum to a second 10-day contract.
March 27	Signed Xavier Munford to a second 10-day contract.
March 31	Signed Jordan Farmar for the remainder of the season.
April 1	Signed Bryce Cotton to a 10-day contract pursuant to the NBA's hardship rules.
April 7	Waived Ryan Hollins.
April 7	Signed Xavier Munford to a multi-year contract.
April 11	Signed Bryce Cotton for the remainder of the regular season pursuant to the NBA's hardship rules.
May 6	Named Matt Woodley head coach of the Iowa Energy.
May 7	Relieved Dave Joergel of head coaching responsibilities.
May 29	Named David Fizdale head coach.
June 8	Named J.B. Bickerstaff associate head coach and Nick Van Exel as assistant coach.
June 23	Selected Wade Baldwin IV in the first round (17th overall) of the 2016 NBA Draft.
	Selected Wang Zhelin in the second round (57th overall) of the 2016 NBA Draft.
	Traded a future first round draft pick to the Boston Celtics for the draft rights to Deyonta Davis (31st overall) and Rade Zagorac (35th).
June 27	Claimed Tony Wroten off waivers.
July 5	Named Keith Smart and Adam Mazarei assistant coaches.

INTRO

PLAYERS

EXECUTIVE

BASKETBALL  
OPS

BUSINESS  
OPS

MEDIA

COMMUNITY

HISTORY

PLAYOFFS

REVIEW

OPPONENTS

NBA

FEDERATION

AT A GLANCE





# ALL-TIME TRANSACTIONS

## 2016 (continued)

July 7	Signed Chandler Parsons to a multi-year contract.
July 10	Signed Andrew Harrison to a multi-year contract. Signed Deyonta Davis to a multi-year contract.
July 11	Waived Tony Wroten.
July 12	Acquired Troy Daniels from the Charlotte Hornets in a sign-and-trade deal.
July 13	Signed James Ennis to a multi-year contract.
July 14	Re-signed Mike Conley to a multi-year contract.
July 15	Signed Wade Baldwin IV to a multi-year contract.
July 21	Signed D.J. Stephens.
July 26	Signed Wayne Selden and Troy Williams.
August 4	Signed Tony Wroten.
August 17	Named Bob Bender assistant coach and Bob Thate shooting coach.
September 23	Signed free agent Chris Crawford.
September 26	Named Allen Gruver medical director and Eric Oetter director of performance; promoted Jim Scholler to head athletic trainer.
October 7	Waived Tony Wroten.
October 9	Signed free agent Vince Hunter.
October 20	Waived Chris Crawford and Vince Hunter.
October 20	Signed Matt Costello and Kellen Dunham.
October 21	Signed free agent JaKarr Sampson and waived Kellen Dunham.
October 22	Waived JaKarr Sampson, Wayne Selden Jr. and D.J. Stephens.
October 24	Waived Jordan Adams and Matt Costello.
November 20	Assigned Wade Baldwin IV to the NBA Development League's Iowa Energy.
November 25	Recalled Wade Baldwin IV from the Iowa Energy.
December 5	Signed Toney Douglas pursuant to the NBA's hardship rules.
December 15	Waived Toney Douglas.
December 15	Assigned Wade Baldwin IV to the Iowa Energy.
December 26	Assigned Troy Williams to the Iowa Energy.
December 28	Recalled Wade Baldwin IV from the Iowa Energy.

## 2017

January 4	Recalled Troy Williams from the Iowa Energy.
January 5	Assigned Wade Baldwin IV and Troy Williams to the Iowa Energy.
January 22	Assigned Jarell Martin to the Iowa Energy.
January 24	Purchased a D-League expansion franchise to begin play for the 2017-18 season in Southaven, Miss.
January 25	Recalled Troy Williams from the Iowa Energy.
January 26	Assigned Troy Williams to the Iowa Energy.
January 28	Recalled Wade Baldwin IV from the Iowa Energy.
January 30	Waived Troy Williams.
January 30	Re-signed Toney Douglas to a 10-day contract.
January 31	Assigned Wade Baldwin IV to the Iowa Energy.
February 6	Assigned Deyonta Davis to the Iowa Energy.
February 9	Signed Toney Douglas to a second 10-day contract.
February 15	Recalled Wade Baldwin IV, Deyonta Davis and Jarell Martin from the Iowa Energy.
February 22	Assigned Wade Baldwin IV and Jarell Martin to the Iowa Energy.
February 23	Signed Toney Douglas for the remainder of the season.
March 10	Assigned Deyonta Davis to the Iowa Energy.
March 13	Recalled Deyonta Davis from the Iowa Energy.
March 15	Assigned Deyonta Davis to the Iowa Energy.
March 18	Waived Toney Douglas.
March 18	Signed Wayne Selden Jr. to a multi-year contract.
March 18	Recalled Deyonta Davis from the Iowa Energy.
March 20	Assigned Deyonta Davis to the Iowa Energy.
March 26	Recalled Wade Baldwin IV and Deyonta Davis from the Iowa Energy.
March 31	Recalled Jarell Martin from the Iowa Energy.
June 22	Traded a 2019 second round draft pick to the Orlando Magic for the draft rights to Ivan Rabb (35th overall). Traded a 2018 second round draft pick to the Houston Rockets for the draft rights to Dillon Brooks (45th overall).
July 1	Signed Kobi Simmons to a two-way contract. Signed Wayne Selden Jr. to a multi-year contract.
July 6	Signed Ben McLemore to a multi-year contract.
July 8	Signed Rade Zagorac to a multi-year contract.

# ALL-TIME TRANSACTIONS



## 2017 (continued)

July 9	Signed Jeremy Morgan.
July 10	Signed Tyreke Evans.
July 19	Signed Mario Chalmers.
July 21	Signed Dillon Brooks to a multi-year contract.
September 11	Signed Vince Hunter to a two-way contract.
September 21	Signed Ivan Rabb to a multi-year contract.
September 22	Traded Troy Daniels and a 2018 second round draft pick to the Phoenix Suns for a protected 2018 second round draft pick.
September 27	Signed JaMychal Green to a multi-year contract.
October 5	Signed Durand Scott and waived Jeremy Morgan.
October 14	Waived Durand Scott.
October 16	Waived Wade Baldwin IV and Rade Zagorac.
November 27	Relieved David Fizdale of head coaching duties and named J.B. Bickerstaff interim head coach.
December 8	Hired Greg Buckner as assistant coach.

## 2018

January 13	Signed Myke Henry to a two-way contract and waived Vince Hunter.
February 8	Traded James Ennis III to the Detroit Pistons for Brice Johnson and a future second round draft pick.
February 10	Waived Brandon Wright.
March 5	Signed Xavier Rathan-Mayes to a 10-day contract as a Call-Up from the NBA G League's Westchester Knicks.
March 14	Signed Briante Weber to a 10-day contract as a Call-Up from the NBA G League's Sioux Falls Skyforce and waived Xavier Rathan-Mayes.
March 24	Signed Marquis Teague to a 10-day contract as a Call-Up from the NBA G League's Memphis Hustle.
March 27	Signed MarShon Brooks to a 10-day contract and waived Brice Johnson.
April 3	Signed Marquis Teague for the remainder of the season.
April 6	Signed MarShon Brooks to a multi-year contract.
April 6	Signed Omari Johnson to a multi-year contract and waived Marquis Teague.
May 1	Named J.B. Bickerstaff head coach.
June 15	Named Chad Forcier, Jerry Stackhouse, Greg Buckner, Vitaly Potapenko, Nick Van Exel and Adam Mazarei assistant coaches. Named J.J. Outlaw and Kevin Burleson assistant coaches/player development.
June 21	Selected Jaren Jackson Jr. with the fourth overall pick in the first round of the 2018 NBA Draft. Selected Jevon Carter with the 32nd overall pick in the second round of the 2018 NBA Draft.
June 24	Waived Omari Johnson.
July 1	Signed Jaren Jackson Jr. to a multi-year contract.
July 6	Signed restricted free agent Kyle Anderson to a multi-year offer sheet. Named David Crewe head athletic trainer.
July 8	Signed Kyle Anderson to a multi-year contract.
July 11	Signed Omri Casspi.
July 15	Signed Jevon Carter to a multi-year contract.
July 17	Traded Deyonta Davis, Ben McLemore, a 2021 second round draft pick and cash considerations to the Sacramento Kings for Garrett Temple.
July 20	Waived Myke Henry. Signed Yuta Watanabe to a two-way contract.
July 23	Traded Jarell Martin and cash considerations to the Orlando Magic for Dakari Johnson and the draft rights to Tyler Harvey (51st overall in 2015).
August 7	Signed Shelvin Mack.
August 16	Signed Markel Crawford.
August 28	Waived Kobi Simmons.
August 30	Signed Doral Moore.
August 31	Waived Dakari Johnson.
September 4	Signed Brandon Goodwin.

## 2019

September 24	Signed Ismaila Kane
October 8	Signed D.J. Stephens to a two-way contract and waived Ismaila Kane.
October 13	Waived Markel Crawford, Brandon Goodwin and Doral Moore.
November 1	Waived Andrew Harrison
December 13	Signed Joakim Noah
December 30	Waived D.J. Stephens
January 1	Waived Andrew Harrison
January 4	Traded MarShon Brooks, Wayne Selden and two future second round draft picks (2019,2020) to Chicago for Justin Holiday
January 15	Signed Julian Washburn to a two-way contract and waived Jarnell Stokes
January 24	Signed Bruno Caboclo to a 10-day contract
February 3	Signed Bruno Caboclo to a second 10-day contract

INTRO

PLAYERS

EXECUTIVE

BASKETBALL  
OPS

BUSINESS  
OPS

MEDIA

COMMUNITY

HISTORY

PLAYOFFS

REVIEW

OPPONENTS

NBA

FEDERATION

AT A GLANCE



# ALL-TIME TRANSACTIONS

## 2019 (continued)

February 7	Traded JaMychal Green and Garrett Temple to the Los Angeles Clippers for Avery Bradley
February 7	Waived Omri Casspi
February 7	Traded Marc Gasol to Toronoto for Jonas Valanciunas, Delon Wright, C.J. Miles and a 2024 second round draft pick
February 13	Signed Bruno Caboclo to a multi-year contract
March 30	Signed Dusty Hannahs to a 10-day contract as a Call-Up from the NBA G League's Memphis Hustle pursuant to the NBA's
April 5	Waived Dusty Hannahs and signed Tyler Zeller for the remainder of the season pursuant to the NBA's hardship roster rules
April 11	Relieved J.B. Bickerstaff of head coaching responsibilities
April 17	Named Rich Cho as Vice President of Basketball Strategy and Glen Grunwald as Senior Advisor
April 27	Promoted Tayshaun Prince to Vice President of Basketball Affairs
June 20	Selected Ja Morant with the second overall pick in the first round of the 2019 NBA Draft
June 25	Tendered a qualifying offer to Delon Wright, making him a restricted free agent
July 1	Signed Ja Morant to a multi-year contract
July 6	Traded Mike Conley to Utah for Grayson Allen, Jae Crowder, Kyle Korver, the draft rights to Darius Bazley and a conditional 2020 first round draft pick
July 6	Traded the draft rights to Darius Bazley and a 2024 second round draft pick to Oklahoma City for the draft rights to Brandon Clarke
July 6	Traded C.J. Miles to Washington for Dwight Howard
July 7	Signed Brandon Clarke to a multi-year contract
July 7	Signed John Konchar to a two-way contract
July 7	Traded Chandler Parsons to Atlanta for Solomon Hill and Miles Plumlee
July 7	Traded Jevon Carter and Kyle Korver to Phoenix for Josh Jackson, De'Anthony Melton,a 2020 second round draft pick and a conditional 2021 second round draft pick.
July 7	Traded Julian Washburn to Golden State for Andre Iguodala and a conditional 2024 first round draft pick
July 8	Traded Deon Wright to Dallas for the draft rights to Satnam Singh, a 2021 second round draft pick and a 2023 second round draft pick.
July 8	Waived Avery Bradley
July 11	Signed Tyus Jones to a multi-year contract
July 11	Re-signed Jonas Valanciunas to a multi-year contract
July 31	Signed Marko Guduric to a multi-year contract
August 5	Named Niele Ivey, Brad Jones, David McClure, James "Scoonie" Penn, Vitaly Potapenko and Neven Spahija as assistant coaches; named Jason March as Memphis Hustle head coach
August 24	Waived Dwight Howard
September 4	Signed Matt Mooney

# PLAYOFFS





# PLAYOFFS

## PLAYOFF WON & LOST RECORDS

Season	OVERALL RECORD				HOME			ROAD		
	W	L	Pct	Finish	W	L	Pct	W	L	Pct
2017-19				Did not qualify						
2016-17	2	4	.333	Lost NBA Western Conference First Round vs San Antonio	2	1	.667	0	3	.000
2015-16	0	4	.000	Lost NBA Western Conference First Round vs San Antonio	0	2	.000	0	2	.000
2014-15	6	5	.545	Lost NBA Western Conference Semifinals vs Golden State	4	2	.667	2	3	.400
2013-14	3	4	.429	Lost NBA Western Conference First Round vs Oklahoma City	1	2	.333	2	2	.500
2012-13	8	7	.533	Lost NBA Western Conference Finals vs San Antonio	5	2	.714	3	5	.375
2011-12	3	4	.428	Lost NBA Western Conference First Round vs LA Clippers	2	2	.500	1	2	.333
2010-11	7	6	.538	Lost NBA Western Conference Semifinals vs Oklahoma City	5	1	.833	2	5	.286
2006-10				Did not qualify						
2005-06	0	4	.000	Lost NBA Western Conference First Round vs Dallas	0	2	.000	0	2	.000
2004-05	0	4	.000	Lost NBA Western Conference First Round vs Phoenix	0	2	.000	0	2	.000
2003-04	0	4	.000	Lost NBA Western Conference First Round vs San Antonio	0	2	.000	0	2	.000
1995-03				Did not qualify						
<b>Total</b>	<b>29</b>	<b>46</b>	<b>.387</b>		<b>19</b>	<b>18</b>	<b>.514</b>	<b>10</b>	<b>28</b>	<b>.263</b>

## PLAYOFF GAME BY GAME HISTORY

### 2017 PLAYOFFS

Date	Opponent	Mem	Opp	Hm	Rd	Tot	Atten.	Grizzlies Top Scorer	Grizzlies Top Rebounder	Opponent Top Scorer
Apr 15	@ San Antonio	L	82	111	0-0	0-1	18,418	Gasol-32	Conley/Gasol-5	Leonard-37
Apr 17	@ San Antonio	L	82	96	0-0	0-2	18,418	Conley-24	Randolph-10	Leonard-32
Apr 20	San Antonio	W	105	94	1-0	1-2	18,119	Conley-24	Randolph-8	Leonard-18
Apr 22	San Antonio	W	110	108 (OT)	2-0	2-2	18,119	Conley-35	Gasol-12	Leonard-43
Apr 25	@ San Antonio	L	103	116	2-0	0-3	18,418	Conley-26	Randolph-6	Leonard-28
Apr 27	San Antonio	L	96	103	2-1	0-3	18,119	Conley-26	Randolph-11	Leonard-29

### 2016 PLAYOFFS

Date	Opponent	Mem	Opp	Hm	Rd	Tot	Atten.	Grizzlies Top Scorer	Grizzlies Top Rebounder	Opponent Top Scorer
Apr 17	@ San Antonio	L	74	106	0-0	0-1	18,418	Carter-16	Andersen-9	Leonard-20
Apr 19	@ San Antonio	L	68	94	0-0	0-2	18,418	Allen-12	Randolph-12	Mills-16
Apr 22	San Antonio	L	87	96	0-1	0-2	18,119	Randolph-20	Barnes/Randolph-11	Leonard-32
Apr 24	San Antonio	L	95	116	0-2	0-2	18,119	Stephenson-26	Andersen-13	Leonard-21

### 2015 PLAYOFFS

Date	Opponent	Mem	Opp	Hm	Rd	Tot	Atten.	Grizzlies Top Scorer	Grizzlies Top Rebounder	Opponent Top Scorer
Apr 19	Portland	W	100	86	1-0	0-0	18,119	Udrih-20	Gasol/Randolph-11	Aldridge-32
Apr 22	Portland	W	97	82	2-0	0-0	18,119	Conley/Lee-18	Randolph-10	Aldridge-24
Apr 25	@ Portland	W	115	109	2-0	1-0	19,945	Gasol-25	Gasol-7	Batum-27
Apr 27	@ Portland	L	92	99	2-0	1-1	19,541	Gasol-21	Allen-10	Lillard-32
Apr 29	Portland	W	99	93	3-0	1-1	18,119	Gasol-26	Gasol-14	McCollum-33
May 3	@ Golden State	L	86	101	3-0	1-2	19,596	Gasol-21	Gasol/Randolph-9	Curry-22
May 5	@ Golden State	W	97	90	3-0	2-2	19,596	Conley-22	Carter/Randolph-7	Curry-19
May 9	Golden State	W	99	89	4-0	2-2	18,119	Randolph-22	Gasol-15	Curry-23
May 11	Golden State	L	84	101	4-1	2-2	18,119	Gasol-19	Randolph-11	Curry-33
May 13	@ Golden State	L	78	98	4-1	2-3	19,596	Gasol-18	Gasol-12	Thompson-21
May 15	Golden State	L	95	108	4-2	2-3	18,119	Gasol-21	Gasol-15	Curry-32

### 2014 PLAYOFFS

Date	Opponent	Mem	Opp	Hm	Rd	Tot	Atten.	Grizzlies Top Scorer	Grizzlies Top Rebounder	Opponent Top Scorer
Apr 19	@ Oklahoma City	L	86	100	0-0	0-1	18,203	Randolph-21	Randolph-11	Durant-33
Apr 21	@ Oklahoma City	W	111	105 (OT)	0-0	1-1	18,203	Randolph-25	Allen-8	Durant-36
Apr 24	Oklahoma City	W	98	95 (OT)	1-0	1-1	18,119	Conley-20	Randolph-10	Durant/Westbrook-30
Apr 26	Oklahoma City	L	89	92 (OT)	1-1	1-1	18,119	Gasol-23	Allen-13	Jackson-32
Apr 29	@ Oklahoma City	W	100	99 (OT)	1-1	2-1	18,203	Miller-21	Gasol-15	Westbrook-30
May 1	Oklahoma City	L	84	104	1-2	2-1	18,119	Gasol-17	Randolph-8	Durant-36
May 3	@ Oklahoma City	L	109	120	1-2	2-2	18,203	Gasol-24	Leuer-7	Durant-33

### 2013 PLAYOFFS

Date	Opponent	Mem	Opp	Hm	Rd	Tot	Atten.	Grizzlies Top Scorer	Grizzlies Top Rebounder	Opponent Top Scorer
Apr 20	@ LA Clippers	L	91	112	0-0	0-1	19,373	Bayless-19	Davis-6	Paul-23
Apr 22	@ LA Clippers	L	91	93	0-0	0-2	19,276	Conley-28	Allen-10	Paul-24
Apr 25	LA Clippers	W	94	82	1-0	0-2	18,119	Randolph-27	Randolph-11	Griffin-16
Apr 27	LA Clippers	W	104	83	2-0	0-2	18,119	Gasol/Randolph-24	Gasol-13	Griffin/Paul-19
Apr 30	@ LA Clippers	W	103	93	2-0	1-2	19,384	Randolph-25	Randolph-11	Paul-35



## 2013 PLAYOFFS (CONT.)

Date	Opponent		Mem	Opp	Hm	Rd	Tot	Atten.	Grizzlies Top Scorer	Grizzlies Top Rebounder	Opponent Top Scorer
May 3	LA Clippers	W	118	105	3-0	1-2	4-2	18,119	Conley/Randolph-23	Allen/Gasol-7	Barnes-30
May 5	@ Oklahoma City	L	91	93	3-0	1-3	4-3	18,203	Gasol-20	Gasol/Randolph-10	Durant-35
May 7	@ Oklahoma City	W	99	93	3-0	2-3	5-3	18,203	Conley-26	Conley-10	Durant-36
May 11	Oklahoma City	W	87	81	4-0	2-3	6-3	18,119	Gasol-20	Randolph-10	Durant-25
May 13	Oklahoma City	W	103	97 (OT)	5-0	2-3	7-3	18,119	Conley-24	Randolph-12	Durant-27
May 15	@ Oklahoma City	W	88	84	5-0	3-3	8-3	18,203	Randolph-28	Randolph-14	Durant-21
May 19	@ San Antonio	L	83	105	5-0	3-4	8-4	18,581	Pondexter-17	Gasol/Randolph-7	Parker-20
May 21	@ San Antonio	L	89	93 (OT)	5-0	3-5	8-5	18,581	Bayless/Conley-18	Randolph-18	Duncan-17
May 25	San Antonio	L	93	104 (OT)	5-1	3-5	8-6	18,119	Conley-20	Randolph-15	Parker-26
May 27	San Antonio	L	86	93	5-2	3-5	8-7	18,119	Pondexter-22	Allen/Randolph-8	Parker-37

## 2012 PLAYOFFS

Date	Opponent	Mem	Opp	Hm	Rd	Tot	Atten.	Grizzlies Top Scorer	Grizzlies Top Rebounder	Opponent Top Scorer	
Apr 29	LA Clippers	L	98	99	0-1	0-0	0-1	18,119	Gay-19	Speights-9	Young-19
May 2	LA Clippers	W	105	98	1-1	0-0	1-1	18,119	Gay-21	Randolph-8	Paul-29
May 5	@ LA Clippers	L	86	87	1-1	0-1	1-2	19,060	Gay-24	Gasol-10	Paul-24
May 7	@ LA Clippers	L	97	101	1-1	0-2	1-3	19,167	Conley-25	Randolph-9	Griffin-30
May 9	LA Clippers	W	92	80	2-1	0-2	2-3	18,119	Gasol-23	Randolph-10	Williams-20
May 11	@ LA Clippers	W	90	88	2-1	1-2	3-3	19,060	Gasol-23	Randolph-16	Griffin-17
May 13	LA Clippers	L	72	82	2-2	1-2	3-4	18,119	Gasol/Gay-19	Randolph-12	Paul-19

## 2011 PLAYOFFS

Date	Opponent		Mem	Opp	Hm	Rd	Tot	Atten.	Grizzlies Top Scorer	Grizzlies Top Rebounder	Opponent Top Scorer
Apr 17	@ San Antonio	W	101	98	0-0	1-0	1-0	18,581	Randolph-25	Randolph-14	Parker-20
Apr 20	@ San Antonio	L	87	93	0-0	1-1	1-1	18,760	Young-17	Gasol-17	Ginobili-17
Apr 23	San Antonio	W	91	88	1-0	1-1	2-1	18,119	Randolph-25	Gasol-9	Ginobili-23
Apr 25	San Antonio	W	104	86	2-0	1-1	3-1	18,119	Conley-15	Gasol-9	Parker-23
Apr 27	@ San Antonio	L	103	110 (OT)	2-0	1-2	3-2	18,581	Randolph-26	Gasol-17	Ginobili-33
Apr 29	San Antonio	W	99	91	3-0	1-2	4-2	18,119	Randolph-31	Gasol-13	Parker-23
May 1	@ Oklahoma City	W	114	101	3-0	2-2	5-2	18,203	Randolph-34	Gasol-13	Durant-33
May 3	@ Oklahoma City	L	102	111	3-0	2-3	5-3	18,203	Conley-24	Gasol-10	Durant-26
May 7	Oklahoma City	W	101	93 (OT)	4-0	2-3	6-3	18,119	Randolph-21	Randolph-21	Westbrook-23
May 9	Oklahoma City	L	123	133 (3OT)	4-1	2-3	6-4	18,119	Randolph-34	Gasol-21	Westbrook-40
May 11	@ Oklahoma City	L	72	99	4-1	2-4	6-5	18,203	Gasol-15	Randolph-7	Durant-19
May 13	Oklahoma City	W	95	83	5-1	2-4	7-5	18,119	Randolph-30	Randolph-13	Westbrook-27
May 15	@ Oklahoma City	L	90	105	5-1	2-5	7-6	18,203	Conley-18	Randolph-10	Durant-39

## 2006 PLAYOFFS

Date	Opponent		Mem	Opp	Hm	Rd	Tot	Atten.	Grizzlies Top Scorer	Grizzlies Top Rebounder	Opponent Top Scorer
Apr 23	@ Dallas	L	93	103	0-0	0-1	0-1	20,340	Gasol-24	Tsakalidis-8	Nowitzki-31
Apr 26	@ Dallas	L	79	94	0-0	0-2	0-2	20,612	Gasol-16	Gasol-7	Nowitzki-31
Apr 29	Dallas	L	89	94 (OT)	0-1	0-2	0-3	17,871	Atkins-20	Wright-10	Nowitzki-36
May 1	Dallas	L	76	102	0-2	0-2	0-4	15,104	Gasol-25	Battier-7	Nowitzki-27

## 2005 PLAYOFFS

Date	Opponent		Mem	Opp	Hm	Rd	Tot	Atten.	Grizzlies Top Scorer	Grizzlies Top Rebounder	Opponent Top Scorer
Apr 24	@ Phoenix	L	103	114	0-0	0-1	0-1	18,422	Miller-19	Battier-9	Marion-26
Apr 27	@ Phoenix	L	103	108	0-0	0-2	0-2	18,422	Gasol-28	Gasol-16	Stoudemire-34
Apr 29	Phoenix	L	90	110	0-1	0-2	0-3	18,119	Wright-14	Battier/Swift/Wright-8	Stoudemire-30
May 1	Phoenix	L	115	123	0-2	0-2	0-4	17,243	Gasol-28	Battier/Jones-5	Johnson-25

## 2004 PLAYOFFS

Date	Opponent		Mem	Opp	Hm	Rd	Tot	Atten.	Grizzlies Top Scorer	Grizzlies Top Rebounder	Opponent Top Scorer
Apr 17	@ San Antonio	L	74	98	0-0	0-1	0-1	18,797	Wells-16	Swift-7	Duncan-26
Apr 19	@ San Antonio	L	70	87	0-0	0-2	0-2	18,797	Gasol-20	Gasol-11	Parker-27
Apr 22	San Antonio	L	93	95	0-1	0-2	0-3	19,351	Gasol-18	Swift/Wright-6	Duncan-22
Apr 25	San Antonio	L	97	110	0-2	0-2	0-4	19,351	Gasol-22	Posey-11	Parker-29

INTRO

PLAYERS

EXECUTIVE

BASKETBALL  
OPSBUSINESS  
OPS

MEDIA

COMMUNITY

HISTORY

PLAYOFFS

REVIEW

OPPONENTS

NBA

FEDERATION

AT A GLANCE





# PLAYOFFS

## TEAM SCORING RECORDS

Scoring Highs	Grizzlies	Game	Date	Opp	Game	Date
Game, Overall	123	Game 4 vs OKC	5/9/11	133	Game 4 vs OKC	5/9/11
1st Quarter	36	(2) Game 7 at OKC *	5/3/14	39	(2) Game 4 at Pho *	5/1/05
2nd Quarter	38	Game 3 at Por	4/25/15	34	Game 7 at OKC	5/3/14
3rd Quarter	34	Game 6 vs LAC	5/3/13	37	Game 4 vs SA	4/24/16
4th Quarter	34	Game 2 at OKC	5/3/11	37	Game 1 at LAC	4/20/13
1st Half	62	Game 3 at Por	4/25/15	63	Game 4 vs Pho	5/1/05
2nd Half	60	Game 6 vs LAC	5/3/13	69	Game 4 vs SA	4/24/16
Overtime	15	Game 3 vs OKC	5/7/11	18	(2) Game 3 vs SA *	5/25/1

Scoring Lows	Grizzlies	Game	Date	Opp	Game	Date
Game, Overall	70	Game 2 at SA	4/19/04	80	Game 5 vs LAC	5/9/12
1st Quarter	11	Game 2 at SA	4/19/16	14	Game 3 vs SA	5/25/13
2nd Quarter	12	Game 2 at Dal	4/26/06	15	Game 5 at OKC	5/15/13
3rd Quarter	13	Game 2 at Dal	4/26/06	13	Game 1 at OKC	4/19/14
4th Quarter	11	Game 2 at SA	4/19/04	9	Game 2 at SA	5/21/13
1st Half	31	Game 2 at SA	5/21/13	36	Game 3 vs OKC	4/24/14
2nd Half	30	Game 3 vs Dal	4/29/06	29	Game 6 vs OKC	5/13/11
Overtime	4	(2) Game 2 at SA *	5/21/13	3	Game 4 vs OKC	5/13/13

## MARGINS, LEADS & DEFICITS

Margin of Victory	Diff	Game	Diff	Game
All Games	+21	Game 4 vs LAC, 4/27/13 (104-83)	-32	Game 1 at SA, 4/17/16 (74-106))
Leads & Deficits	Lead	Game	Def	Game
All Games	+27	Game 1 vs LAC, 4/29/12 (84-57)	-36	(2) Game 1 at SA, 4/15/17 (71-107) *
After 1st Quarter	+18	Game 1 vs LAC, 4/29/12 (34-16)	-19	Game 4 vs Pho, 5/1/05 (20-39)
At The Half	+19	(2) Game 1 vs Por, 4/19/15 (58-39) *	-22	Game 1 at OKC, 4/19/14 (34-56)
After 3rd Quarter	+24	Game 1 vs Por, 4/19/15 (86-62)	-30	Game 1 at SA, 4/17/16 (51-81)

\* Most recent occurrence



## PLAYOFF STATISTICS HISTORY

## TOTALS

	Season	G	Min	FG	FGA	Pct	3FG	Att	Pct	FT	FTA	Pct	Off	Def	Tot	Ast	PF	Stl	TO	Blk	Pts	Avg
Mem	2004	4	960	123	290	.424	15	51	.294	73	94	.777	38	100	138	58	100	38	57	20	334	83.5
Mem	2005	4	960	166	351	.473	31	79	.392	48	68	.706	47	111	158	84	98	23	43	18	411	102.8
Mem	2006	4	985	120	266	.451	15	48	.313	82	113	.726	33	104	137	56	110	19	64	15	337	84.3
Mem	2011	13	3245	477	1092	.437	50	157	.318	278	366	.760	162	398	560	245	307	104	170	78	1282	98.6
Mem	2012	7	1705	228	534	.427	24	83	.289	160	215	.744	94	205	299	114	163	50	108	34	640	91.4
Mem	2013	15	3675	511	1223	.418	72	222	.324	326	436	.748	176	450	626	290	332	109	161	69	1420	94.7
Mem	2014	7	1780	257	617	.417	31	107	.290	132	181	.729	90	209	299	152	146	63	75	17	677	96.7
Mem	2015	11	2640	393	925	.425	48	154	.312	208	250	.832	116	362	478	224	213	95	121	45	1042	94.7
Mem	2016	4	960	128	325	.394	19	64	.297	49	70	.700	55	108	163	66	86	32	62	16	324	81.0
Mem	2017	6	1465	208	463	.449	56	145	.386	106	122	.869	46	167	213	113	133	31	68	15	578	96.3
SA	2004	4	960	146	288	.507	31	65	.477	67	101	.663	46	122	168	87	81	30	65	25	390	97.5
Pho	2005	4	960	159	316	.503	42	92	.457	95	128	.742	42	130	172	95	70	19	44	31	455	113.8
Dal	2006	4	985	139	307	.453	21	59	.356	94	110	.855	55	117	172	73	112	27	51	18	393	98.3
SA/OKC	2011	13	3245	457	1030	.444	79	255	.310	298	377	.790	153	415	568	237	308	94	199	88	1291	99.3
LAC	2012	7	1705	233	516	.452	43	123	.350	126	188	.670	65	194	259	114	179	65	106	43	635	90.7
LAC/OKC/SA	2013	15	3675	527	1171	.450	101	302	.334	256	322	.795	131	472	603	286	380	76	210	98	1411	94.1
OKC	2014	7	1780	253	582	.435	56	173	.324	153	181	.845	94	243	337	130	161	42	107	53	715	102.1
POR/GSW	2015	11	2640	386	885	.436	114	306	.373	170	219	.776	107	373	480	222	224	64	161	62	1056	96.0
SA	2016	4	960	148	304	.487	41	87	.471	75	91	.824	32	136	168	86	70	39	56	37	412	103.0
SA	2017	6	1465	223	463	.482	59	144	.410	123	149	.826	59	181	240	98	115	31	68	23	628	104.7

## SINGLE-GAME HIGHS

Record	Grizzlies	Game	Date	Opp	Game	Date
Points	123	Game 4 vs OKC	5/9/11	133	Game 4 vs OKC	5/9/11
Total Rebounds	60	Game 2 at SA	5/21/13	58	Game 4 vs OKC	4/26/14
Offensive Rebounds	24	Game 4 vs OKC	5/9/11	21	Game 3 vs SA	4/22/04
Defensive Rebounds	43	Game 4 vs SA	4/22/17	44	Game 1 at OKC	4/19/14
Assists	30	Game 2 at OKC	4/21/14	29	Game 2 at SA	5/21/13
Personal Fouls	36	Game 4 vs OKC	5/9/11	33	Game 6 vs LAC	5/3/13
Steals	14	Game 2 at SA	4/19/16	13	(3) Game 1 at SA *	4/17/16
Turnovers	23	Game 4 vs SA	4/22/17	21	(3) Game 4 at GSW *	5/11/15
Blocks	9	(4) Game 1 vs Por *	4/19/15	12	(2) Game 3 vs SA *	4/22/16
Field Goal Pct	.552	Game 1 at SA (37/67)	4/17/11	.609	Game 7 at OKC (42/69)	5/3/14
3-Pt Field Goal Pct	.688	Game 1 vs LAC (11/16)	4/29/12	.647	Game 4 vs SA (11/17)	4/25/04
Free Throw Pct	.929	(2) Game 4 at Por (13/14) *	4/27/15	1.000	(2) Game 4 vs SA (17/17) *	4/22/17
FGs Made	45	Game 4 vs Pho	5/1/05	43	(2) Game 4 vs OKC *	5/9/11
FGs Attempted	111	Game 4 vs OKC	5/9/11	97	Game 4 vs SA	4/22/17
3-Pt FGs Made	13	Game 4 vs Pho	5/1/05	15	(2) Game 6 vs GSW *	5/15/15
3-Pt FGs Attempted	27	(3) Game 6 vs SA *	4/27/17	33	(2) Game 4 vs GSW *	5/15/15
FTs Made	39	Game 3 at Por	4/25/15	42	Game 4 vs OKC	5/9/11
FTs Attempted	47	Game 6 vs LAC	5/3/13	50	Game 4 vs OKC	5/9/11

## SINGLE-GAME LOWS

Record	Grizzlies	Game	Date	Opp	Game	Date
Points	68	Game 2 at SA	4/19/16	80	Game 5 vs LAC	5/9/12
Total Rebounds	23	Game 1 at LAC	4/20/13	28	(2) Game 4 vs LAC *	4/27/13
Offensive Rebounds	4	(2) Game 1 at LAC *	4/20/13	3	Game 2 at SA	4/19/16
Defensive Rebounds	18	Game 4 vs Pho	5/1/05	22	Game 6 at LAC	5/11/12
Assists	9	Game 4 vs Dal	5/1/06	10	Game 3 vs OKC	5/11/13
Personal Fouls	16	(3) Game 1 at SA	4/17/16	11	Game 1 at SA	4/17/16
Steals	1	Game 2 at Dal	4/26/06	1	(3) Game 3 vs SA *	4/20/17
Turnovers	3	Game 6 vs GSW	5/15/15	5	Game 3 vs Pho	4/29/05
Blocks	0	Game 1 at GSW	5/3/15	0	(3) Game 6 vs SA *	4/27/17
Field Goal Pct	.325	Game 7 vs LAC (25/77)	5/13/12	.337	Game 1 vs Por	4/19/15
3-Pt Field Goal Pct	.000	(3) Game 7 vs LAC (0/13) *	5/13/12	.133	(2) Game 2 at LAC (2/15) *	4/22/13
Free Throw Pct	.556	(2) Game 2 at SA (10/18) *	4/19/16	.433	Game 3 at LAC (13/30)	5/5/12
FGs Made	23	Game 1 at SA	4/17/04	26	(2) Game 3 vs LAC *	4/25/13
FGs Attempted	61	Game 2 at Dal	4/26/06	61	Game 2 at SA	4/17/17
3-Pt FGs Made	0	(3) Game 7 vs LAC (0/13) *	5/13/12	2	(2) Game 2 at LAC *	4/22/13
3-Pt FGs Attempted	6	Game 5 vs LAC	5/9/12	12	Game 4 vs Dal	5/1/06
FTs Made	4	Game 1 at SA	4/17/16	8	Game 5 at GSW	5/13/15
FTs Attempted	6	Game 1 at SA	4/17/16	10	Game 5 at GSW	5/13/15

\* Most recent occurrence

INTRO

PLAYERS

EXECUTIVE

BASEBALL

BUSINESS

MEDIA

COMMUNITY

HISTORY

PLAYOFFS

REVIEW

OPPONENTS

NBA

FEDERATION

AT A GLANCE



# PLAYOFFS

## PLAYOFF STATISTICS HISTORY BY HALF & QUARTER

### SINGLE-HALF HIGHS

Record	Grizzlies	Game	Date	Opp	Game	Date
Points	62	Game 3 at Por (1st)	4/25/15	69	Game 4 vs SA (2nd)	4/24/16
Total Rebounds	28	(4) Game 5 vs Por (2nd) *	4/29/15	33	Game 1 at OKC (1st)	4/19/14
Assists	15	(3) Game 7 at OKC (1st) *	5/3/14	17	(2) Game 1 at GSW (1st) *	5/3/15
Turnovers	15	Game 4 vs SA (2nd)	4/22/17	13	Game 3 vs OKC (1st)	4/26/14
Field Goal Pct	.618	Game 1 at SA (2nd)	4/17/11	.704	Game 4 vs Pho (2nd)	5/1/05
3 Pt FGs Made	8	Game 6 vs SA (1st)	4/27/17	10	Game 5 vs Por (2nd)	4/29/15

### SINGLE-HALF LOWS

Record	Grizzlies	Game	Date	Opp	Game	Date
Points	30	Game 3 vs Dal (2nd)	4/29/06	29	Game 6 vs OKC (2nd)	5/13/11
Total Rebounds	6	Game 1 at Dal (1st)	4/23/06	9	Game 6 at LAC (2nd)	5/11/12
Assists	1	Game 5 vs LAC (2nd)	5/9/12	3	(2) Game 4 at Por (2nd) *	4/27/15
Turnovers	1	(4) Game 3 vs SAS (1st) *	4/20/17	2	(2) Game 2 at OKC (2nd) *	4/21/14
Field Goal Pct	.250	Game 1 at OKC (1st)	4/19/14	.289	Game 6 vs OKC (2nd)	5/13/11
3 Pt FGs Made	0	(Many) Game 2 at SA (1st) *	4/19/16	0	(6) Game 5 vs SA (1st) *	5/27/13

### SINGLE-QUARTER HIGHS

Record	Grizzlies	Game	Date	Opp	Game	Date
Points	38	Game 3 at Por (2nd)	4/25/15	39	(2) Game 4 vs Pho (1st) *	5/1/05
Total Rebounds	19	Game 5 vs Por (2nd)	4/29/15	18	(5) Game 4 vs Por (4th) *	4/27/15
Assists	10	(2) Game 7 at OKC (1st) *	5/3/14	13	Game 1 at Pho (1st)	4/24/05
Turnovers	11	Game 1 at SA (4th)	4/17/04	9	Game 5 at OKC (1st)	5/11/05
Field Goal Pct	.714	Game 5 vs LAC (1st)	5/9/12	.833	Game 4 vs Pho (3rd)	5/1/05
3 Pt FGs Made	5	(2) Game 4 vs SA (2nd) *	4/22/17	7	Game 1 at Pho (1st)	4/24/05

### SINGLE-QUARTER LOWS

Record	Grizzlies	Game	Date	Opp	Game	Date
Points	11	(2) Game 2 at SA (2nd) *	4/19/16	9	Game 2 at SA (4th)	5/21/13
Total Rebounds	3	(3) Game 1 at OKC (2nd) *	5/5/13	2	Game 2 at SA (3rd)	5/21/13
Assists	0	Game 5 vs LAC (3rd)	5/9/12	0	Game 1 at SA (2nd)	4/17/11
Turnovers	0	(Many) Game 3 vs SA (2nd) *	4/20/17	0	(9) Game 4 vs SA (4th) *	4/22/17
Field Goal Pct	.172	Game 1 at OKC (1st)	4/19/14	.186	Game 1 at OKC (3rd)	4/19/14
3 Pt FGs Made	0	(Many) Game 4 vs SA (3rd) *	4/24/16	0	(Many) Game 4 vs SA (3rd) *	4/22/17

\* Most recent occurrence



## INDIVIDUAL PLAYOFF RECORDS

Series	Grizzlies	Player	Vs	Season	Opp	Player	Team	Season
Points	160	Zach Randolph	OKC	2011	209	Kevin Durant	OKC	2014
Points Per Game	24.7	Mike Conley	SA	2017	31.3	Dirk Nowitzki	DAL	2006
Total Rebounds	86	Zach Randolph	OKC	2011	68	Russell Westbrook	OKC	2014
Rebounds Per Game	12.3	Marc Gasol	SA	2011	12.5	Shawn Marion	PHO	2005
Offensive Rebounds	32	Zach Randolph	OKC	2011	23	Russell Westbrook	OKC	2014
Defensive Rebounds	54	(2) Zach Randolph *	OKC	2011	57	Kevin Durant	OKC	2011
Assists	55	Mike Conley	OKC	2014	56	Russell Westbrook	OKC	2014
Assists Per Game	8.3	Mike Conley	LAC	2013	11.3	Steve Nash	PHO	2005
Steals	14	(2) Mike Conley *	OKC	2014	19	Chris Paul	LAC	2012
Blocks	19	Marc Gasol	OKC	2011	19	Serge Ibaka	OKC	2011
Field Goal Pct (Min. 25 FGA)	.660	Courtney Lee	POR	2015	.615	Robert Horry	SA	2004
3-Pt Field Goal Pct (Min. 10 3PA)	.583	Marc Gasol	SA	2017	.769	Meyers Leonard	POR	2015
Free Throw Pct (Min. 10 FTA)	1.000	Jerrydy Bayless	LAC	2013	1.000	(2) Tony Parker *	SA	2017
FGs Made	52	Zach Randolph	OKC	2011	73	Kevin Durant	OKC	2014
FGs Attempted	128	Zach Randolph	OKC	2011	166	Kevin Durant	OKC	2014
3-Pt FGs Made	17	Mike Conley	SA	2017	26	Stephen Curry	GSW	2015
3-Pt FGs Attempted	38	Mike Conley	SA	2017	64	Stephen Curry	GSW	2015
FTs Made	55	Zach Randolph	OKC	2011	59	Kawhi Leonard	SA	2017
FTs Attempted	67	Zach Randolph	OKC	2011	61	(2) Kawhi Leonard *	SA	2017
Single Game	Grizzlies	Player	Date	Opp	Player	Date		
Points	35	Mike Conley	4/22/17 vs SA	43	Kawhi Leonard	4/22/17 vs SA		
Total Rebounds	21	(2) Marc Gasol *	5/9/11 vs OKC	15	Kevin Durant	5/5/13 at OKC		
Offensive Rebounds	10	(2) Tony Allen *	4/26/14 vs OKC	8	(2) LaMarcus Aldridge *	4/27/15 at Por		
Defensive Rebounds	15	Marc Gasol	4/27/11 at SA	15	Kevin Durant	5/5/13 at OKC		
Assists	13	Mike Conley	4/27/13 vs LAC	18	Tony Parker	5/21/13 at SA		
Steals	5	(2) Mike Conley *	5/25/13 vs SA	6	(2) Kawhi Leonard *	4/22/17 vs SA		
Turnovers	8	Marc Gasol	4/22/17 vs SA	7	(9) Draymond Green *	5/11/15 vs GSW		
Blocks	6	Marc Gasol	5/13/13 vs OKC	6	Serge Ibaka	5/7/11 vs OKC		
Field Goal Pct (Min. 6 FGA)	.900	Marc Gasol (9/10)	4/17/11 at SA	1.000	Eric Bledsoe (7/7)	4/20/13 at LAC		
3-Pt Pct (Min. 4 3PA)	1.000	(2) Vince Carter (4/4)	4/24/16 vs SA	1.000	Kevin Durant (5/5)	5/3/14 at OKC		
Free Throw Pct (Min. 5 FTA)	1.000	(Many) Marc Gasol (5/5) *	4/25/17 at SA	1.000	(Many) Kawhi Leonard (8/8) *	4/22/17 vs SA		
FGs Made	13	(2) Mike Conley *	4/22/17 vs SA	15	(2) Tony Parker *	5/27/13 vs SA		
FGs Attempted	26	Pau Gasol	4/27/05 at Pho	33	Russell Westbrook	5/9/11 vs OKC		
3-Pt FGs Made	5	(5) Nick Calathes *	4/27/15 at Por	8	Stephen Curry	5/15/15 vs GSW		
3-Pt FGs Attempted	10	Mike Conley	5/13/13 vs OKC	13	(3) Stephen Curry *	5/15/15 vs GSW		
FTs Made	16	Zach Randolph	5/9/11 vs OKC	19	Kawhi Leonard	4/17/17 at SA		
FTs Attempted	17	(2) Mike Conley *	5/3/13 vs LAC	22	Amar'e Stoudemire	4/27/05 at Pho		

\* Most recent occurrence



# PLAYOFFS

## GRIZZLIES ALL-TIME PLAYOFF INDIVIDUAL CAREER LEADERS

GAMES		POINTS		REBOUNDS		ASSISTS	
Zach Randolph	62	Zach Randolph	1058	Zach Randolph	589	Mike Conley	377
Marc Gasol	59	Marc Gasol	1013	Marc Gasol	526	Marc Gasol	204
Mike Conley	56	Mike Conley	925	Tony Allen	268	Zach Randolph	109
Tony Allen	56	Tony Allen	498	Mike Conley	205	Tony Allen	80
Darrell Arthur	28	Pau Gasol	240	Shane Battier	114	O.J. Mayo	46

GAMES STARTED		SCORING AVERAGE		REBOUND AVERAGE		ASSIST AVERAGE	
Zach Randolph	60	Pau Gasol	20.0	Zach Randolph	9.5	Mike Conley	6.7
Marc Gasol	59	Rudy Gay	19.0	Marc Gasol	8.9	Jason Williams	4.9
Mike Conley	56	Marc Gasol	17.2	Chris Andersen	7.8	Jordan Farmar	4.0
Tony Allen	47	Zach Randolph	17.1	Matt Barnes	7.3	Marc Gasol	3.5
Tayshaun Prince	21	Mike Conley	16.5	Rudy Gay	6.6	Chuck Atkins	3.0

FIELD GOALS MADE		FIELD GOAL ATTS		FREE THROWS MADE		FREE THROW ATTS	
Zach Randolph	407	Zach Randolph	944	Marc Gasol	290	Marc Gasol	361
Marc Gasol	358	Marc Gasol	794	Zach Randolph	240	Zach Randolph	327
Mike Conley	321	Mike Conley	776	Mike Conley	213	Mike Conley	269
Tony Allen	188	Tony Allen	433	Tony Allen	117	Tony Allen	162
Pau Gasol	96	Pau Gasol / O.J. Mayo	196	Pau Gasol	47	Pau Gasol	62

MINUTES		FIELD GOAL PCT		3-PT FG PCT		FREE THROW PCT	
Marc Gasol	2343	Lorenzen Wright	.536	Quincy Pondexter	.456	Vince Carter	.958
Zach Randolph	2245	Lance Stephenson	.523	Mike Miller	.418	Jerryd Bayless	.885
Mike Conley	2092	Quincy Pondexter	.518	Courtney Lee	.408	Courtney Lee	.878
Tony Allen	1545	Greivis Vasquez	.512	Jason Williams	.381	James Posey	.853
Shane Battier	656	Kosta Koufos	.511	James Posey	.381	Jeff Green	.846

3-PT FG MADE		3-PT FG ATTS		OFFENSIVE REBS		DEFENSIVE REBS	
Mike Conley	70	Mike Conley	221	Zach Randolph	202	Marc Gasol	405
Mike Miller	28	O.J. Mayo	73	Marc Gasol	121	Zach Randolph	387
O.J. Mayo	27	Mike Miller	67	Tony Allen	103	Mike Conley	176
Quincy Pondexter	26	Jerryd Bayless	59	Shane Battier	40	Tony Allen	165
Vince Carter	22	Vince Carter	58	Mike Conley	29	Shane Battier	74

STEALS		STEALS PER GAME		BLOCKS		BLOCKS PER GAME	
Mike Conley	70	Mike Conley	221	Zach Randolph	202	Marc Gasol	405
Mike Miller	28	O.J. Mayo	73	Marc Gasol	121	Zach Randolph	387
O.J. Mayo	27	Mike Miller	67	Tony Allen	103	Mike Conley	176
Quincy Pondexter	26	Jerryd Bayless	59	Shane Battier	40	Tony Allen	165
Vince Carter	22	Vince Carter	58	Mike Conley	29	Shane Battier	74

MINUTES PER GAME		TURNOVERS		PERSONAL FOULS		DISQUALIFICATIONS	
Rudy Gay	39.9	Mike Conley	119	Marc Gasol	204	O.J. Mayo	3
Marc Gasol	39.7	Zach Randolph	116	Zach Randolph	196	Tony Allen	2
Mike Conley	37.4	Marc Gasol	100	Tony Allen	173	Marc Gasol	2
Zach Randolph	36.2	Tony Allen	84	Mike Conley	127	4 players	1
Pau Gasol	35.4	O.J. Mayo	35	Shane Battier	74		



## MEMPHIS GRIZZLIES 2017 FIRST ROUND VS. SAN ANTONIO SPURS

PLAYER	G	GS	MIN	FIELD GOALS			3-POINT FG			FREE THROWS			REBOUNDS			AST	PF	DQ	STL	TO	BLK	PTS	AVG
				FG	FGA	PCT	FG	FGA	PCT	FT	FTA	PCT	OFF	DEF	TOT								
Conley	6	6	224	50	103	.485	17	38	.447	31	37	.838	1	19	20	42	11	0	10	12	3	148	24.7
Gasol	6	6	240	39	83	.470	7	12	.583	31	33	.939	7	32	39	25	22	0	2	15	4	116	19.3
Randolph	6	4	191	35	83	.422	1	7	.143	8	11	.727	9	40	49	4	14	0	5	7	2	79	13.2
Carter	6	6	195	20	42	.476	8	20	.400	7	7	1.000	4	16	20	9	15	0	2	10	0	55	9.2
Ennis	6	4	159	16	38	.421	6	19	.316	12	14	.857	8	17	25	7	20	0	5	7	2	50	8.3
Green	6	2	118	17	36	.472	7	16	.438	3	3	1.000	3	17	20	2	21	0	0	4	0	44	7.3
Harrison	6	0	119	13	29	.448	5	13	.385	8	9	.889	4	7	11	13	14	0	3	3	1	39	6.5
Selden	6	2	106	9	26	.346	2	11	.182	3	4	.750	3	6	9	7	8	0	1	2	1	23	3.8
Davis	3	0	11	3	5	.600	0	0	---	1	2	.500	2	3	5	0	2	0	0	0	0	7	2.3
Wright	2	0	12	2	5	.400	0	0	---	0	0	---	1	1	2	0	0	0	0	1	2	4	2.0
Daniels	6	0	68	3	9	.333	3	9	.333	0	0	---	1	4	5	2	1	0	2	2	0	9	1.5
Baldwin	3	0	12	0	1	.000	0	0	---	2	2	1.000	1	3	4	2	3	0	0	0	0	2	0.7
Martin	3	0	10	1	3	.333	0	0	---	0	0	---	2	2	4	0	2	0	1	0	0	2	0.7
GRIZZLIES	6	-	1465	208	463	.449	56	145	.386	106	122	.869	46	167	213	113	133	0	31	68	15	578	96.3
SPURS	6	-	1465	228	463	.482	59	144	.410	123	149	.826	59	181	240	98	115	0	31	68	23	628	104.7

PLAYER	SINGLE-GAME HIGHS							AVERAGE PER GAME							CAREER HIGHS (C=SET, T=TIED THIS SERIES)						
	MIN	REB	AST	ST	TO	BL	PTS	MIN	REB	AST	STL	TO	BLK	PTS	FG	FGA	FT	FTA	REB	AST	PTS
Conley	45	9	8	4	3	1	35	37.3	3.3	7.0	1.67	2.0	0.50	24.7	13C	23C	12	17	10	13	35C
Gasol	46	12	7	2	8	2	32	40.0	6.5	4.2	0.33	2.5	0.67	19.3	11T	23	13	14	21	7T	32C
Randolph	38	11	1	3	2	1	21	31.9	8.2	0.7	0.83	1.2	0.33	13.2	12	25	16	17	21	6	34
Carter	36	5	3	1	4	0	13	32.5	3.3	1.5	0.33	1.7	0.00	9.2	19	37	15	19	15	10	50
Ennis	32	8	2	2	4	1	12	26.5	4.2	1.2	0.83	1.2	0.33	8.3	4C	10C	5C	6C	8C	2C	12C
Green	26	6	1	0	2	0	14	19.6	3.3	0.3	0.00	0.7	0.00	7.3	5T	8C	2T	2T	7	2	14C
Harrison	25	3	6	1	1	1	10	19.8	1.8	2.2	0.50	0.5	0.17	6.5	4C	7C	3C	4C	3C	6C	10C
Selden	28	3	3	1	1	1	10	17.7	1.5	1.2	0.17	0.3	0.17	3.8	4C	9C	2C	2C	3C	3C	10C
Davis	7	4	0	0	0	0	7	3.8	1.7	0.0	0.00	0.0	0.00	2.3	3C	3C	1C	2C	4C	0C	7C
Wright	7	1	0	0	1	2	4	6.2	1.0	0.0	0.00	0.5	1.00	2.0	4	5	3	5	5	3	11
Daniels	21	2	2	1	1	0	6	11.4	0.8	0.3	0.33	0.3	0.00	1.5	5	7	3	3	3	2C	17
Baldwin	7	2	1	0	0	0	2	4.1	1.3	0.7	0.00	0.0	0.00	0.7	0C	1C	2C	2C	2C	1C	2C
Martin	6	2	0	1	0	0	2	3.2	1.3	0.0	0.33	0.0	0.00	0.7	2	5	2	4	4	1	5
GRIZZLIES	265	51	22	8	23	6	110	244.2	35.5	18.8	5.17	11.3	2.50	96.3	45	111	39	47	60	30	123
OPPONENTS	265	46	23	11	16	11	116	244.2	40.0	16.3	5.17	11.3	3.83	104.7	43	97C	42	50	58	29	133

## SAN ANTONIO SPURS 2017 FIRST ROUND VS. MEMPHIS GRIZZLIES

PLAYER	G	GS	MIN	FIELD GOALS			3-POINT FG			FREE THROWS			REBOUNDS			AST	PF	DQ	STL	TO	BLK	PTS	AVG
				FG	FGA	PCT	FG	FGA	PCT	FT	FTA	PCT	OFF	DEF	TOT								
Leonard	6	6	226	57	104	.548	14	29	.483	59	61	.967	6	30	36	23	12	0	12	14	1	187	31.2
Parker	6	6	163	40	75	.533	8	15	.533	10	10	1.000	1	12	13	18	8	0	3	10	0	98	16.3
Aldridge	6	6	224	34	75	.453	0	5	.000	21	27	.778	14	30	44	8	18	0	3	7	4	49	14.8
Millis	6	0	130	21	44	.477	14	27	.519	5	5	1.000	0	10	10	10	13	0	2	7	0	61	10.2
Gasol	6	0	140	15	40	.375	5	10	.500	4	7	.571	10	24	34	7	10	0	0	5	2	39	6.5
Green	6	6	145	12	34	.353	7	24	.292	4	5	.800	5	13	18	4	12	0	2	1	6	35	5.8
Lee	6	3	130	13	23	.565	0	1	.000	7	9	.778	9	20	29	5	15	0	2	2	3	33	5.5
Forbes	1	0	9	2	3	.667	1	2	.500	0	0	---	0	1	1	0	3	0	0	0	0	5	5.0
Anderson	5	0	51	9	12	.750	1	2	.500	2	3	.667	1	6	7	3	1	0	0	4	1	21	4.2
Simmons	5	0	54	7	12	.583	2	3	.667	2	5	.400	1	4	5	5	5	0	0	2	1	18	3.6
Bertans	5	0	47	5	14	.357	5	12	.417	1	2	.500	1	5	6	1	2	0	0	2	2	16	3.2
Murray	2	0	9	1	2	.500	0	0	---	3	5	.600	0	3	3	1	3	0	0	1	0	5	2.5
Ginobili	6	0	93	5	23	.217	2	14	.143	2	2	1.000	5	9	14	11	5	0	7	5	1	14	2.3
Dedmon	5	3	43	2	2	1.000	0	0	---	3	8	.375	6	14	20	2	8	0	0	3	2	7	1.4
SPURS	6	-	1465	223	463	.482	59	144	.410	123	149	.826	59	181	240	98	115	0	31	68	23	628	104.7
GRIZZLIES	6	-	1465	208	463	.449	56	145	.386	106	122	.869	46	167	213	113	133	0	31	68	15	578	96.3

PLAYER	SINGLE-GAME HIGHS							AVERAGE PER GAME							- CAREER HIGHS (C=SET, T=TIED THIS SERIES) -						
	MIN	REB	AST	ST	TO	BL	PTS	MIN	REB	AST	STL	TO	BLK	PTS	FG	FGA	FT	FTA	REB	AST	PTS
Leonard	44	11	6	6	4	1	43	37.7	6.0	3.8	2.00	2.3	0.17	31.2	14C	30C	19C	19C	16	6C	43C
Parker	37	4	6	1	4	0	27	27.1	2.2	3.0	0.50	1.7	0.00	16.3	18	29	13	16	10	18	43
Aldridge	42	12	2	2	3	2	20	37.3	7.3	1.3	0.50	1.2	0.67	14.8	18	34	10	13	18	5	46
Millis	24	2	4	1	3	0	20	21.7	1.7	1.7	0.33	1.2	0.00	10.2	8	17	6	6	5	4T	20C
Gasol	30	11	2	0	2	1	10	23.3	5.7	1.2	0.00	0.8	0.33	6.5	14	26	11	13	19	10	36
Green	29	5	2	1	1	4	12	24.2	3.0	0.7	0.33	0.2	1.00	5.8	9	15	3	4	9	4	27
Lee	33	8	2	1	1	2	11	21.7	4.8	0.8	0.33	0.3	0.50	5.5	8	15	5	6	14	4	20
Forbes	9	1	0	0	0	0	5	8.8	1.0	0.0	0.00	0.0	0.00	5.0	2C	3C	0C	0C	1C	0C	5C
Anderson	18	3	3	0	2	1	15	10.2	1.4	0.6	0.00	0.8	0.20	4.2	6C	7C	4	4	7	3T	15C
Simmons	16	2	3	0	1	1	10	10.9	1.0	1.0	0.00	0.4	0.20	3.6	4C	6	2C	3C	3	3C	10C
Bertans	14	3	1	0	1	2	6	9.3	1.2	0.2	0.00	0.4	0.40	3.2	2C	5C	1C	2C	3C	1C	6C
Murray	7	3	1	0	1	0	4	4.7	1.5	0.5	0.00	0.5	0.00	2.5	1C	1C	2C	3C	3C	1C	4C
Ginobili	19	4	3	3	2	1	10	15.4	2.3	1.8	1.17	0.8	0.17	2.3	11	24	15	17	11	11	39
Dedmon	18	8	1	0	2	2	2	8.7	4.0	0.4	0.00	0.6	0.40	1.4	1C	1C	2C	2C	8C	1C	2C
SPURS	265	46	23	11	16	11	116	244.2	40.0	16.3	5.17	11.3	3.83	104.7	67	124	39	54	75	51	152
OPPONENTS	265	51	22	8	23	6	110	244.2	35.5	18.8	5.17	11.3	2.50	96.3	58	111	49	51	65	40	141





# PLAYOFFS

## MEMPHIS GRIZZLIES 2016 FIRST ROUND VS. SAN ANTONIO SPURS

PLAYER	G	GS	MIN	- FIELD GOALS -			- 3-POINT FG -			- FREE THROWS -			- REBOUNDS -			AST	PF	DQ	STL	TO	BLK	PTS	AVG
				FG	FGA	PCT	FG	FGA	PCT	FT	FTA	PCT	OFF	DEF	TOT								
Randolph	4	4	120	23	62	.371	0	0	---	6	7	.857	15	20	35	7	10	0	1	7	0	52	13.0
Stephenson	4	0	95	23	44	.523	2	5	.400	4	5	.800	1	5	6	7	10	0	1	3	0	52	13.0
V. Carter	4	4	91	15	33	.455	7	10	.700	8	8	1.000	5	10	15	5	9	0	2	3	1	45	11.3
Barnes	4	4	139	16	46	.348	3	18	.167	8	10	.800	5	23	28	11	13	0	5	13	1	43	10.8
Allen	4	2	94	10	33	.303	1	7	.143	9	13	.692	6	5	11	3	11	0	5	6	2	30	7.5
Farmar	4	4	113	10	31	.323	4	12	.333	3	3	1.000	0	6	6	16	4	0	3	10	1	27	6.8
Ja. Green	4	0	72	12	22	.545	0	1	.000	3	6	.500	5	10	15	3	12	1	3	4	5	27	6.8
Munford	4	0	89	9	28	.321	1	8	.125	0	2	.000	1	8	9	10	8	0	6	5	3	19	4.8
Martin	2	0	46	3	8	.375	0	0	---	3	6	.500	4	3	7	1	4	0	3	3	0	9	4.5
Andersen	4	2	79	5	12	.417	0	0	---	5	8	.625	13	18	31	3	4	0	2	5	3	15	3.8
Hairston	2	0	22	2	6	.333	1	3	.333	0	2	.000	0	0	0	0	1	0	1	1	0	5	2.5
GRIZZLIES	4	-	960	128	325	.394	19	64	.297	49	70	.700	55	108	163	66	86	1	32	62	16	324	81.0
SPURS	4	-	960	148	304	.487	41	87	.471	75	91	.824	32	136	168	86	70	0	39	56	37	412	103.0

PLAYER	----- SINGLE-GAME HIGHS -----							----- AVERAGE PER GAME -----							- CAREER HIGHS (G=SET, T=TIED THIS SERIES) -						
	MIN	REB	AST	ST	TO	BL	PTS	MIN	REB	AST	STL	TO	BLK	PTS	FG	FGA	FT	FTA	REB	AST	PTS
Randolph	39	12	3	1	3	0	20	29.9	8.8	1.8	0.25	1.8	0.00	13.0	12	25	16	17	21	6	34
Stephenson	35	3	3	1	1	0	26	23.7	1.5	1.8	0.25	0.8	0.00	13.0	11C	19C	7	8	14	8	26C
V. Carter	28	8	2	2	1	1	16	22.7	3.8	1.3	0.50	0.8	0.25	11.3	19	37	15	19	15	10	50
Barnes	45	11	4	2	6	1	17	34.8	7.0	2.8	1.25	3.3	0.25	10.8	11	157	7	8	117	7	30
Allen	36	4	1	2	2	1	12	23.4	2.8	0.8	1.25	1.5	0.50	7.5	8	15	9	11	13	6	19
Farmar	33	2	6	2	5	1	8	28.3	1.5	4.0	0.75	2.5	0.25	6.8	5	117	6	8	5	7	14
Ja. Green	22	7	2	2	3	2	10	18.1	3.8	0.8	0.75	1.0	1.25	6.8	5C	7C	2T	2T	7C	2C	10C
Munford	28	4	4	3	2	2	7	22.3	2.3	2.5	1.50	1.3	0.75	4.8	3C	10C	0C	2C	4C	4C	7C
Martin	23	4	1	2	2	0	5	23.1	3.5	0.5	1.50	1.5	0.00	4.5	2C	5C	2C	4C	4C	1C	5C
Andersen	24	13	2	1	2	1	7	19.7	7.8	0.8	0.50	1.3	0.75	3.8	7	9	7	9	14	2T	16
Hairston	12	0	0	1	1	0	5	11.1	0.0	0.0	0.50	0.5	0.00	2.5	2C	4C	0C	2C	0C	0C	5C
GRIZZLIES	240	48	18	14	17	5	95	240.0	40.8	16.5	8.00	15.5	4.00	81.0	45	111	39	47	60	30	123
OPPONENTS	240	44	24	13	19	12	116	240.0	42.0	21.5	9.75	14.0	9.25	103.0	43	95	42	50	58	29	133

## SAN ANTONIO SPURS 2016 FIRST ROUND VS. MEMPHIS GRIZZLIES

PLAYER	G	GS	MIN	- FIELD GOALS -			- 3-POINT FG -			- FREE THROWS -			- REBOUNDS -			AST	PF	DQ	STL	TO	BLK	PTS	AVG
				FG	FGA	PCT	FG	FGA	PCT	FT	FTA	PCT	OFF	DEF	TOT								
Leonard	4	4	126	29	55	.527	11	18	.611	17	18	.944	5	14	19	6	4	0	11	4	11	86	21.5
Aldridge	4	4	113	24	47	.511	0	0	---	10	11	.909	10	22	32	1	8	0	1	4	7	58	14.5
Mills	4	0	78	13	29	.448	10	23	.435	6	8	.750	0	5	5	7	2	0	4	4	0	42	10.5
Martin	2	0	29	7	10	.700	4	6	.667	2	3	.667	0	2	2	2	4	0	0	5	0	20	10.0
Parker	4	4	89	16	38	.421	1	6	.167	6	7	.857	0	4	4	19	6	0	2	9	0	39	9.8
Ginobili	4	0	76	8	18	.444	4	9	.444	8	10	.800	2	13	15	11	13	0	3	1	1	28	7.0
Diaw	4	0	82	11	24	.458	1	3	.333	2	2	1.000	0	8	8	13	5	0	1	3	3	25	6.3
West	4	0	72	10	18	.556	1	3	.333	4	7	.571	8	10	18	6	4	0	5	3	2	25	6.3
Marjanovic	3	0	23	6	9	.667	0	0	---	6	7	.857	0	6	6	1	5	0	0	1	0	18	6.0
Duncan	4	4	81	8	12	.667	0	0	---	7	9	.778	3	22	25	8	5	0	2	7	8	23	5.8
Green	4	4	83	8	20	.400	6	13	.462	0	0	---	0	14	14	2	3	0	7	4	3	22	5.5
Simmons	3	0	26	4	10	.400	2	3	.667	1	2	.500	3	1	4	2	4	0	2	1	0	11	3.7
Anderson	4	0	68	4	13	.308	1	2	.500	4	5	.800	1	14	15	5	6	0	1	3	2	13	3.3
Miller	2	0	15	0	1	.000	0	1	.000	2	2	1.000	0	1	1	3	1	0	0	0	0	2	1.0
SPURS	4	-	960	148	304	.487	41	87	.471	75	91	.824	32	136	168	86	70	0	39	56	37	412	103.0
GRIZZLIES	4	-	960	128	325	.394	19	64	.297	49	70	.700	55	108	163	66	86	1	32	62	16	324	81.0

PLAYER	----- SINGLE-GAME HIGHS -----							----- AVERAGE PER GAME -----							- CAREER HIGHS (G=SET, T=TIED THIS SERIES) -						
	MIN	REB	AST	ST	TO	BL	PTS	MIN	REB	AST	STL	TO	BLK	PTS	FG	FGA	FT	FTA	REB	AST	PTS
Leonard	42	7	4	4	2	5	32	31.4	4.8	1.5	2.75	1.0	2.75	21.5	13	22C	8	10	16	5	32T
Aldridge	33	10	1	1	2	4	17	28.2	8.0	0.3	0.25	1.0	1.75	14.5	18	34	10	13	18	5	46
Mills	20	4	2	2	2	0	16	19.5	1.3	1.8	1.00	1.0	0.00	10.5	8	17	6	6	5	4	18
Martin	17	1	1	0	4	0	10	14.6	1.0	1.0	0.00	2.5	0.00	10.0	8	17	10	10	8	3	26
Parker	24	2	7	1	3	0	16	22.3	1.0	4.8	0.50	2.3	0.00	9.8	18	29	13	16	10	18	43
Ginobili	27	7	5	1	1	1	11	18.9	3.8	2.8	0.75	0.3	0.25	7.0	11	24	15	17	11	11	39
Diaw	22	2	5	1	1	2	8	20.5	2.0	3.3	0.25	0.8	0.75	6.3	13	23	11	11	12	9	34
West	20	5	2	3	2	1	11	18.1	4.5	1.5	1.25	0.8	0.50	6.3	16	26	9	10	14	8	38
Marjanovic	10	3	1	0	1	0	8	7.7	2.0	0.3	0.00	0.3	0.00	6.0	3C	5C	4C	5C	3C	1C	8C
Duncan	26	11	4	1	2	3	7	20.2	6.3	2.0	0.50	1.8	2.00	5.8	16	30	19	23	25	11	41
Green	25	5	2	3	2	3	11	20.8	3.5	0.5	1.75	1.0	0.75	5.5	9	15	3	4	9	4	27
Simmons	15	3	1	1	1	0	8	8.5	1.3	0.7	0.67	0.3	0.00	3.7	3C	6C	1C	2C	3C	1C	8C
Anderson	21	7	3	1	1	1	5	17.0	3.8	1.3	0.25	0.8	0.50	3.3	2C	6C	4C	4C	7C	3C	5C
Miller	9	1	2	0	0	0	2	7.5	0.5	1.5	0.00	0.0	0.00	1.0	12	24	10	12	11	9	3
SPURS	240	44	24	13	19	12	116	240.0	42.0	21.5	9.75	14.0	9.25	103.0	67	124	39	54	75	51	152
OPPONENTS	240	48	18	14	17	5	95	240.0	40.8	16.5	8.00	15.5	4.00	81.0	58	111	49	51	65	40	141



## MEMPHIS GRIZZLIES 2015 FIRST ROUND VS. PORTLAND TRAIL BLAZERS

PLAYER	G	GS	MIN	FIELD GOALS			3-POINT FG			FREE THROWS			REBOUNDS			AST	PF	DQ	STL	TO	BLK	PTS	AVG
				FG	FGA	PCT	FG	FGA	PCT	FT	FTA	PCT	OFF	DEF	TOT								
Gasol	5	5	192	33	79	.418	0	1	.000	36	42	.857	6	40	46	25	12	0	2	6	12	102	20.4
Lee	5	5	168	31	47	.660	6	11	.545	18	19	.947	1	12	13	7	11	0	6	4	0	86	17.2
Conley	3	3	79	18	36	.500	3	8	.375	9	10	.900	0	5	5	11	1	0	3	4	0	48	16.0
Randolph	5	5	176	30	86	.349	0	3	.000	10	12	.833	13	29	42	9	18	0	2	8	0	70	14.0
Udrih	4	0	82	19	39	.487	2	7	.286	7	8	.875	4	8	12	12	7	0	0	1	0	47	11.8
Je. Green	5	1	126	14	52	.269	2	7	.286	16	18	.889	3	25	28	8	10	0	2	5	4	46	9.2
Calathes	5	2	83	12	30	.400	6	11	.545	3	6	.500	1	10	11	10	11	0	4	6	1	33	6.6
Allen	5	4	150	11	19	.579	1	3	.333	5	7	.714	7	27	34	8	15	0	12	4	8	28	5.6
Carter	5	0	76	11	25	.440	3	11	.273	2	2	1.000	5	11	16	3	5	0	2	0	2	27	5.4
Koufos	5	0	62	7	12	.583	0	0	---	2	3	.667	8	7	15	1	9	0	2	0	4	16	3.2
Adams	1	0	1	0	0	---	0	0	---	0	0	---	0	0	0	0	0	0	1	0	0	0	0.0
Ja. Green	1	0	1	0	0	---	0	0	---	0	0	---	0	0	0	0	0	0	0	0	0	0	0.0
Leuer	2	0	4	0	0	---	0	0	---	0	0	---	0	1	1	0	1	0	0	0	0	0	0.0
GRIZZLIES	5	-	1200	186	425	.438	23	62	.371	108	127	.850	48	175	223	94	100	0	36	41	31	503	100.6
TRAIL BLAZERS	5	-	1200	167	418	.400	46	131	.351	89	108	.824	50	171	221	83	103	3	17	58	26	469	93.8

PLAYER	SINGLE-GAME HIGHS						AVERAGE PER GAME						- CAREER HIGHS (G=SET, T=TIED THIS SERIES) -								
	MIN	REB	AST	ST	TO	BL	PTS	MIN	REB	AST	STL	TO	BLK	PTS	FG	FGA	FT	FTA	REB	AST	PTS
Gasol	41	14	7	1	3	3	26	38.3	9.2	5.0	0.40	1.2	2.40	20.4							
Lee	37	5	2	3	2	0	20	33.5	2.6	1.4	1.20	0.8	0.00	17.2	10	17	9C	9C	5C	5	24
Conley	29	3	6	1	2	0	18	26.4	1.7	3.7	1.00	1.3	0.00	16.0	11	22	12	17	10	13	28
Randolph	39	11	4	1	3	0	16	35.2	8.4	1.8	0.40	1.6	0.00	14.0	12	25	16	17	21	6	34
Udrih	24	7	7	0	1	0	20	20.5	3.0	3.0	0.00	0.3	0.00	11.8	9C	14C	4	4	7C	7C	20C
Je. Green	28	7	3	1	2	2	11	25.3	5.6	1.6	0.40	1.0	0.80	9.2	9	22	11	14	9	4	26
Calathes	29	4	4	3	3	1	13	16.6	2.2	2.0	0.80	1.2	0.20	6.6	4C	10C	3C	6C	4C	4C	13C
Allen	36	10	4	5	1	3	8	29.9	6.8	1.6	2.40	0.8	1.60	5.6	8	15	9	11	13	6	19
Carter	22	5	1	1	0	1	9	15.2	3.2	0.6	0.40	0.0	0.40	5.4	19	37	15	19	15	10	50
Koufos	16	7	1	1	0	3	5	12.5	3.0	0.2	0.40	0.0	0.80	3.2	4	7	2	2T	8	2	8
Adams	1	0	0	1	0	0	0	1.4	0.0	0.0	1.00	0.0	0.00	0.0	1	1	1	2	1	0T	3
Ja. Green	1	0	0	0	0	0	0	1.4	0.0	0.0	0.00	0.0	0.00	0.0	0T	2	2	2	1	0T	2
Leuer	2	1	0	0	0	0	0	1.8	0.5	0.0	0.00	0.0	0.00	0.0	3	5	2	2	7	1	9
GRIZZLIES	240	56	21	10	11	9	115	240.0	44.6	18.8	7.20	8.2	6.20	100.6	45	111	39C	47	60	30	123
OPPONENTS	240	56	23	5	14	8	109	240.0	44.2	16.6	3.40	11.6	5.20	93.8	43	95T	42	50	58	29	133

## PORTLAND TRAIL BLAZERS 2015 FIRST ROUND VS. MEMPHIS GRIZZLIES

PLAYER	G	GS	MIN	FIELD GOALS			3-POINT FG			FREE THROWS			REBOUNDS			AST	PF	DQ	STL	TO	BLK	PTS	AVG
				FG	FGA	PCT	FG	FGA	PCT	FT	FTA	PCT	OFF	DEF	TOT								
Aldridge	5	5	208	37	112	.330	3	11	.273	32	36	.889	21	35	56	9	16	1	2	8	12	109	21.8
Lillard	5	5	201	39	96	.406	5	31	.161	25	32	.781	2	18	20	23	15	0	2	12	3	108	21.6
McCollum	5	1	166	32	67	.478	11	23	.478	10	13	.769	1	19	20	2	13	0	6	6	1	85	17.0
Batum	5	5	209	24	70	.343	13	39	.333	10	13	.769	6	37	43	26	11	0	1	12	1	71	14.2
Leonard	5	0	106	14	21	.667	10	13	.769	1	2	.500	6	27	33	5	17	1	2	3	2	39	7.8
Lopez	5	5	117	9	15	.600	0	0	---	8	8	1.000	9	13	22	3	15	0	1	5	5	26	5.2
Crabbe	2	1	39	4	5	.800	2	2	1.000	0	0	---	0	3	3	1	1	0	2	1	1	10	5.0
Kaman	3	0	37	4	8	.500	0	0	---	1	1	1.000	5	9	14	3	5	0	0	3	0	9	3.0
Afflalo	3	3	60	2	12	.167	1	4	.250	0	1	.000	0	7	7	2	6	1	0	3	0	5	1.7
Blake	5	0	43	2	11	.182	1	8	.125	2	2	1.000	0	1	1	8	4	0	0	2	1	7	1.4
Frazier	2	0	3	0	1	.000	0	0	---	0	0	---	0	0	0	0	0	0	0	1	0	0	0.0
Freeland	2	0	7	0	0	---	0	0	---	0	0	---	0	1	1	0	0	0	1	0	0	0	0.0
Gee	1	0	3	0	0	---	0	0	---	0	0	---	0	1	1	1	0	0	0	0	0	0	0.0
TRAIL BLAZERS	5	-	1200	167	418	.400	46	131	.351	89	108	.824	50	171	221	83	103	3	17	58	26	469	93.8
GRIZZLIES	5	-	1200	186	425	.438	23	62	.371	108	127	.850	48	175	223	94	100	0	36	41	31	503	100.6

PLAYER	SINGLE-GAME HIGHS						AVERAGE PER GAME						- CAREER HIGHS (C=SET, T=TIED THIS SERIES) -								
	MIN	REB	AST	ST	TO	BL	PTS	MIN	REB	AST	STL	TO	BLK	PTS	FG	FGA	FT	FTA	REB	AST	PTS
Aldridge	45	14	5	2	4	4	32	41.7	11.2	1.8	0.40	1.6	2.40	21.8	18	34C	10	13	18	5C	46
Lillard	42	8	9	1	6	1	32	40.2	4.0	4.6	0.40	2.4	0.60	21.6	12C	23C	10	12	9	11	32C
McCollum	39	5	2	2	3	1	33	33.2	4.0	0.4	1.20	1.2	0.20	17.0	12C	20C	8C	9C	5C	2C	33C
Batum	43	13	7	1	4	1	27	41.7	8.6	5.2	0.20	2.4	0.20	14.2	11	23	4T	6C	14	8	27C
Leonard	35	13	2	1	2	2	13	21.3	6.6	1.0	0.40	0.6	0.40	7.8	5C	6C	1C	2C	13C	2C	13C
Lopez	31	6	1	1	2	3	10	23.4	4.4	0.6	0.20	1.0	1.00	5.2	8	14	6	7	13	3	20
Crabbe	23	2	1	2	1	1	7	19.3	1.5	0.5	1.00	0.5	0.50	5.0	3C	3C	0C	0C	2C	1C	7C
Kaman	17	6	2	0	2	0	7	12.4	4.7	1.0	0.00	1.0	0.00	3.0	7	12	5	5	16	2T	15
Afflalo	27	6	1	0	2	0	5	20.0	2.3	0.7	0.00	1.0	0.00	1.7	8	19	4	4	6T	7	19
Blake	9	1	4	0	1	1	5	8.5	0.2	1.6	0.00	0.4	0.20	1.4	7	15	3	4	8	10	19
Frazier	3	0	0	0	1	0	0	1.7	0.0	0.0	0.00	0.5	0.00	0.0	0C	1C	0C	0C	0C	0C	0C
Freeland	4	1	0	1	0	0	0	3.7	0.5	0.0	0.50	0.0	0.00	0.0	0T	2	1	2	2	1	1
Gee	3	1	1	0	0	0	0	3.0	1.0	1.0	0.00	0.0	0.00	0.0	0C	0C	0C	0C	1C	1C	0C
TRAIL BLAZERS	240	56	23	5	14	8	109	240.0	44.2	16.6	3.40	11.6	5.20	93.8	57	107	43	53	62	37	153
OPPONENTS	240	56	21	10	11	9	115	240.0	44.6	18.8	7.20	8.2	6.20	100.6	54	115	48	55	71	38	151

INTRO

PLAYERS

EXECUTIVE

BASKETBALL OPS

BUSINESS OPS

MEDIA

COMMUNITY

HISTORY

PLAYOFFS

REVIEW

OPPONENTS

NBA



# PLAYOFFS

## MEMPHIS GRIZZLIES 2015 WESTERN CONFERENCE SEMIFINALS VS. GOLDEN STATE WARRIORS

PLAYER	G	GS	MIN	- FIELD GOALS -			- 3-POINT FG -			- FREE THROWS -			- REBOUNDS -			AST	PF	DQ	STL	TO	BLK	PTS	AVG
				FG	FGA	PCT	FG	FGA	PCT	FT	FTA	PCT	OFF	DEF	TOT								
Gasol	6	6	224	38	101	.376	0	1	.000	39	46	.848	13	54	67	24	21	1	8	10	7	115	19.2
Randolph	6	6	206	41	82	.500	1	2	.500	19	21	.905	19	32	51	14	19	0	4	15	0	102	17.0
Conley	5	5	164	23	60	.383	7	25	.280	14	18	.778	0	4	4	29	9	0	8	8	0	67	13.4
Lee	6	6	199	24	53	.453	8	19	.421	4	4	1.000	2	13	15	17	13	0	6	9	0	60	10.0
J. Green	6	1	172	22	56	.393	2	11	.182	6	8	.750	6	18	24	11	8	0	3	11	1	52	8.7
Allen	5	5	129	17	38	.447	0	4	.000	4	5	.800	7	11	18	7	12	0	12	9	3	38	7.6
Carter	6	0	120	16	42	.381	4	17	.235	6	7	.857	8	23	31	8	12	0	5	7	0	42	7.0
Udrih	6	0	93	12	34	.353	2	9	.222	3	4	.750	0	8	8	9	9	0	5	3	0	29	4.8
Kouros	6	0	65	10	19	.526	0	0	---	1	2	.500	11	13	24	3	5	0	2	1	2	3.5	
Adams	3	0	8	2	3	.667	1	1	1.000	2	4	.500	0	1	1	0	0	0	0	0	0	7	2.3
Leuer	2	0	6	2	4	.500	0	0	---	0	0	---	2	2	4	0	0	0	0	0	0	4	2.0
Ja. Green	4	0	7	0	2	.000	0	1	.000	2	2	1.000	0	3	3	0	1	0	1	0	1	2	0.5
Calathes	5	1	43	0	6	.000	0	2	.000	0	2	.000	0	5	5	6	4	0	5	4	0	0	0.0
Smith	2	0	3	0	0	---	0	0	---	0	0	---	0	0	0	2	0	0	0	0	0	0	0.0
GRIZZLIES	6	-	1440	207	500	.414	25	92	.272	100	123	.813	68	187	255	130	113	1	59	80	14	539	89.8
WARRIORS	6	-	1440	219	467	.469	68	175	.389	81	111	.730	57	202	259	139	121	2	47	103	36	587	97.8

PLAYER	----- SINGLE-GAME HIGHS -----							----- AVERAGE PER GAME -----							----- CAREER HIGHS (G=SET, T=TIED THIS SERIES) -----						
	MIN	REB	AST	ST	TO	BL	PTS	MIN	REB	AST	STL	TO	BLK	PTS	FG	FGA	FT	FTA	REB	AST	PTS
Gasol	44	15	6	3	3	5	21	37.3	11.2	4.0	1.33	1.7	1.17	19.2	11	23C	13	14	21	7	26
Randolph	37	11	5	1	4	0	22	34.4	8.5	2.3	0.67	2.5	0.00	17.0	12	25	16	17	21	6	34
Conley	39	3	9	3	3	0	22	32.8	0.8	5.8	1.60	1.6	0.00	13.4	11	22	12	17	10	13	28
Lee	38	3	4	2	3	0	15	33.2	2.5	2.8	1.00	1.5	0.00	10.0	10	17	9	9	5	5	24
Je. Green	34	7	4	1	3	1	12	28.6	4.0	1.8	0.50	1.8	0.17	8.7	9	22	11	14	9	4	26
Allen	38	5	3	4	5	1	15	25.8	3.6	1.4	2.40	1.8	0.60	7.6	8	15	9	11	13	6	19
Carter	26	7	3	2	2	0	16	20.0	5.2	1.3	0.83	1.2	0.00	7.0	19	37	15	19	15	10	50
Udrih	21	5	3	2	1	0	7	15.5	1.3	1.5	0.83	0.5	0.00	4.8	9	14	4	4	7	7	20
Kouros	15	8	1	1	1	1	8	10.8	4.0	0.5	0.33	0.2	0.33	3.5	4C	7	2	2	8C	2	8C
Adams	6	1	0	0	0	0	3	2.8	0.3	0.0	0.00	0.0	0.00	2.3	1C	1C	1C	2C	1C	0	3C
Leuer	3	2	0	0	0	0	2	2.9	2.0	0.0	0.00	0.0	0.00	2.0	3	5	2	2	7	1	9
Ja. Green	3	1	0	1	0	1	2	1.7	0.8	0.0	0.25	0.0	0.25	0.5	0T	2C	2C	2C	1C	0T	2C
Calathes	21	2	2	3	3	0	0	8.6	1.0	1.2	1.00	0.8	0.00	0.0	4	10	3	6	4	4	13
Smith	3	0	1	0	0	0	0	1.7	0.0	1.0	0.00	0.0	0.00	0.0	0C	0C	0C	0C	0C	1C	0C
GRIZZLIES	240	49	24	13	16	5	99	240.0	42.5	21.7	9.83	13.3	2.33	89.8	45	111	39	47	60	30	123
OPPONENTS	240	47	28	13	21	10	108	240.0	43.2	23.2	7.83	17.2	6.00	97.8	43	95	42	50	58	29	133

## GOLDEN STATE WARRIORS 2015 WESTERN CONFERENCE SEMIFINALS VS. MEMPHIS GRIZZLIES

PLAYER	G	GS	MIN	- FIELD GOALS -			- 3-POINT FG -			- FREE THROWS -			- REBOUNDS -			AST	PF	DQ	STL	TO	BLK	PTS	AVG
				FG	FGA	PCT	FG	FGA	PCT	FT	FTA	PCT	OFF	DEF	TOT								
Curry	6	6	228	51	121	.421	26	64	.406	19	24	.792	6	24	30	39	9	0	13	24	1	147	24.5
Thompson	6	6	224	42	88	.477	15	32	.469	8	11	.727	4	25	29	20	14	0	5	20	4	107	17.8
Barnes	6	6	203	31	57	.544	4	16	.250	11	15	.733	9	18	27	9	11	0	2	11	5	77	12.8
Green	6	6	204	24	62	.387	9	35	.257	18	23	.783	11	39	50	26	25	0	11	20	4	75	12.5
Iguodala	6	0	164	21	41	.512	11	23	.478	7	12	.583	3	23	26	19	7	0	4	3	2	60	10.0
Speights	3	0	23	7	14	.500	0	0	---	7	11	.636	0	7	7	0	6	0	2	2	0	21	7.0
Bogut	6	6	148	14	25	.560	0	1	.000	0	0	---	13	34	47	11	25	2	6	8	12	28	4.7
Livingston	6	0	95	9	14	.643	0	0	---	4	4	1.000	2	9	11	8	6	0	2	7	2	22	3.7
Barbosa	6	0	48	7	13	.538	2	3	.667	4	5	.800	1	3	4	5	7	0	1	5	0	20	3.3
Lee	5	0	55	6	20	.300	0	0	---	2	4	.500	7	10	17	2	8	0	1	0	2	14	2.8
Ezeli	6	0	35	4	6	.667	0	0	---	1	2	.500	1	7	8	0	1	0	0	0	3	9	1.5
McAdoo	3	0	5	2	3	.667	0	0	---	0	0	---	0	2	2	0	0	0	0	1	1	4	1.3
Holiday	3	0	5	1	2	.500	1	1	1.000	0	0	---	0	0	0	0	1	0	0	0	0	3	1.0
Rush	2	0	4	0	1	.000	0	0	---	0	0	---	0	1	1	0	1	0	0	0	0	0	0.0
WARRIORS	6	-	1440	219	467	.469	68	175	.389	81	111	.730	57	202	259	139	121	2	47	103	36	587	97.8
GRIZZLIES	6	-	1440	207	500	.414	25	92	.272	100	123	.813	68	187	255	130	113	1	59	80	14	539	89.8

PLAYER	- SINGLE-GAME HIGHS -							- AVERAGE PER GAME -							- CAREER HIGHS (G=SET, T=TIED THIS SERIES) -						
	MIN	REB	AST	ST	TO	BL	PTS	MIN	REB	AST	STL	TO	BLK	PTS	FG	FGA	FT	FTA	REB	AST	PTS
Curry	41	8	10	6	5	1	33	37.9	5.0	6.5	2.17	4.0	0.17	24.5	18	35	16	16	8	15	44
Thompson	40	8	6	2	5	2	21	37.3	4.8	3.3	0.83	3.3	0.67	17.8	13	26	6	9	14	7	34
Barnes	41	6	3	1	5	1	16	33.8	4.5	1.5	0.33	1.8	0.83	12.8	10	26	7	7	12	4	26
Green	39	12	9	3	7	2	16	34.0	8.3	4.3	1.83	3.3	0.67	12.5	9	14	8C	10C	17	9C	24
Iguodala	30	6	7	3	1	1	16	27.3	4.3	3.2	0.67	0.5	0.33	10.0	10	23	10	13	12	11	29
Speights	13	5	0	1	1	0	10	7.6	2.3	0.0	0.67	0.7	0.00	7.0	5	10	4	5T	9	1	12
Bogut	30	12	4	3	4	4	8	24.6	7.8	1.8	1.00	1.3	2.00	4.7	7	13	2	6	21	6	14
Livingston	22	4	3	1	2	1	10	15.8	1.8	1.3	0.33	1.2	0.33	3.7	7	11	6	7	8	14	16
Barbosa	14	2	2	1	3	0	14	8.0	0.7	0.8	0.17	0.8	0.00	3.3	11	22	8	8	8	5	26
Lee	17	7	1	1	0	1	6	11.0	3.4	0.4	0.20	0.0	0.40	2.8	8	15	5	6	14	4	20
Ezeli	11	3	0	0	0	1	4	5.9	1.3	0.0	0.00	0.0	0.50	1.5	3	3T	6	9	7	1	8
McAdoo	3	1	0	0	1	1	4	1.8	0.7	0.0	0.00	0.3	0.33	1.3	2C	2C	0C	0C	1C	0C	4C
Holiday	3	0	0	0	0	0	3	1.8	0.0	0.0	0.00	0.0	0.00	1.0	1C	1C	0C	0C	0C	0C	3C
Rush	2	1	0	0	0	0	0	2.0	0.5	0.0	0.00	0.0	0.00	0.0	3	5	1	2	3	2	7
WARRIORS	240	47	28	13	21	10	108	240.0	43.2	23.2	7.83	17.2	6.00	97.8	58	140	48	58	87	40	143
OPPONENTS	240	49	24	13	16	5	99	240.0	42.5	21.7	9.83	13.3	2.33	89.8	58	135	46	64	97	39	141



## MEMPHIS GRIZZLIES 2014 FIRST ROUND VS. OKLAHOMA CITY THUNDER

PLAYER	G	GS	MIN	- FIELD GOALS -			- 3-POINT FG -			- FREE THROWS -			- REBOUNDS -			AST	PF	DQ	STL	TO	BLK	PTS	AVG
				FG	FGA	PCT	FG	FGA	PCT	FT	FTA	PCT	OFF	DEF	TOT								
Randolph	6	6	234	42	104	.404	0	1	.000	25	41	.610	17	35	52	14	13	0	5	10	1	109	18.2
Gasol	7	7	299	47	116	.405	0	1	.000	27	34	.794	13	41	54	31	27	1	12	12	6	121	17.3
Conley	7	7	267	44	102	.431	3	27	.111	20	26	.769	5	27	32	55	14	0	14	15	1	111	15.9
Allen	7	1	230	35	72	.486	0	7	.000	16	21	.762	23	31	54	9	23	0	12	12	1	86	12.3
Lee	7	7	224	25	60	.417	6	19	.316	14	18	.778	3	11	14	12	20	0	5	6	2	70	10.0
Udrih	7	0	115	21	45	.467	4	12	.333	9	13	.692	2	10	12	12	11	0	3	9	0	55	7.9
Miller	7	1	173	15	42	.357	14	29	.483	7	9	.778	2	24	26	9	16	0	6	5	0	51	7.3
Johnson	3	0	28	5	15	.333	2	5	.400	7	10	.700	4	2	6	0	3	0	1	0	0	19	6.3
Leuer	3	0	23	3	7	.429	1	2	.500	2	2	1.000	2	6	8	2	2	0	1	0	0	9	3.0
Prince	7	6	113	10	26	.385	1	4	.250	0	0	---	4	6	10	6	8	0	1	1	0	21	3.0
Koufos	7	0	45	7	16	.438	0	0	---	4	4	1.000	7	8	15	2	7	0	2	3	3	18	2.6
Davis	7	0	25	3	10	.300	0	0	---	0	1	.000	8	7	15	0	2	0	1	2	3	6	0.9
Franklin	2	0	4	0	2	.000	0	0	---	1	2	.500	0	1	1	0	0	0	0	0	0	1	0.5
GRIZZLIES	7	-	1780	257	617	.417	31	107	.290	132	181	.729	90	209	299	152	146	1	63	78	17	677	96.7
THUNDER	7	-	1780	253	582	.435	56	173	.324	153	181	.845	94	243	337	130	161	1	42	109	53	715	102.1

PLAYER	----- SINGLE-GAME HIGHS -----							----- AVERAGE PER GAME -----							- CAREER HIGHS (C=SET, T=TIED THIS SERIES) -						
	MIN	REB	AST	ST	TO	BL	PTS	MIN	REB	AST	STL	TO	BLK	PTS	FG	FGA	FT	FTA	REB	AST	PTS
Randolph	45	11	6	3	3	1	25	39.1	8.7	2.3	0.83	1.7	0.17	18.2	12	25	16	17	21	6T	34
Gasol	49	15	7	4	4	2	24	42.8	7.7	4.4	1.71	1.7	0.86	17.3	11	21C	10C	12	21	7T	26
Conley	48	7	12	4	4	1	20	38.1	4.6	7.9	2.00	2.1	0.14	15.9	11	22	12	17	10	13	28
Allen	36	13	3	4	3	1	16	32.9	7.7	1.3	1.71	1.7	0.14	12.3	8C	15C	9	11	13C	6	19
Lee	42	4	4	2	2	1	16	32.0	2.0	1.7	0.71	0.9	0.29	10.0	10	17	4T	5C	4T	5	24
Udrih	20	4	3	1	3	0	14	16.4	1.7	1.7	0.43	1.3	0.00	7.9	6C	10	4	4T	4C	4	14C
Miller	31	6	3	3	3	0	21	24.7	3.7	1.3	0.86	0.7	0.00	7.3	9	18	5	4	5	9	23
Johnson	18	5	0	1	0	0	15	9.3	2.0	0.0	0.33	0.0	0.00	6.3	4C	11C	6C	8C	5C	1	15C
Leuer	19	7	1	1	0	0	9	7.5	2.7	0.7	0.33	0.0	0.00	3.0	3C	5C	2C	2C	7C	1C	9C
Prince	24	3	2	1	1	0	7	16.1	1.4	0.9	0.14	0.1	0.00	3.0	11	20	7	8	12	9	29
Koufos	17	5	2	1	1	1	6	6.5	2.1	0.3	0.29	0.4	0.43	2.6	3T	7	2T	2T	7	2C	6T
Davis	9	6	0	1	1	2	2	3.6	2.1	0.0	0.14	0.3	0.43	0.9	3	5C	3	4	6T	0T	6
Franklin	3	1	0	0	0	0	1	2.1	0.5	0.0	0.00	0.0	0.00	0.5	0C	2C	1C	2C	1C	0C	1C
GRIZZLIES	265	50	30	13	15	4	111	254.3	42.7	21.7	9.00	11.1	2.43	96.7	45	111	38	47	60	30C	123
OPONENTS	265	58	24	9	21	11	120	254.3	48.1	18.6	6.00	15.6	7.57	102.1	43	95	42	50	58C	29	133

## OKLAHOMA CITY THUNDER 2014 FIRST ROUND VS. MEMPHIS GRIZZLIES

PLAYER	G	GS	MIN	- FIELD GOALS -			- 3-POINT FG -			- FREE THROWS -			- REBOUNDS -			AST	PF	DQ	STL	TO	BLK	PTS	AVG
				FG	FGA	PCT	FG	FGA	PCT	FT	FTA	PCT	OFF	DEF	TOT								
Durant	7	7	324	73	166	.440	17	53	.321	46	60	.767	12	55	67	24	14	0	6	28	11	209	29.9
Westbrook	7	7	285	63	165	.382	10	42	.238	43	50	.860	23	45	68	56	20	0	11	34	4	179	25.6
Ibaka	7	7	263	39	65	.600	2	6	.333	11	12	.917	20	42	62	4	22	0	6	7	18	91	13.0
Jackson	7	0	188	27	57	.474	10	21	.476	21	22	.955	7	27	34	15	16	0	1	15	4	85	12.1
Butler	7	2	196	16	47	.340	11	27	.407	12	14	.857	4	19	23	7	13	0	4	4	0	55	7.9
Perkins	7	7	156	12	17	.706	0	0	---	5	6	.833	13	25	38	5	28	1	2	10	2	29	4.1
Sefolosha	5	5	97	6	18	.333	2	7	.286	3	3	1.000	5	9	14	6	5	0	5	3	0	17	3.4
Collison	6	0	80	5	11	.455	1	1	1.000	1	2	.500	7	9	16	6	14	0	0	1	4	12	2.0
Adams	6	0	67	4	6	.667	0	0	---	2	3	.667	1	5	6	0	16	0	4	10	10	17	1.7
Jones	3	0	4	0	0	---	0	0	---	0	0	---	0	1	1	0	0	0	0	0	0	0	0.0
Lamb	3	0	7	0	2	.000	0	1	.000	0	0	---	0	1	1	1	0	0	0	0	0	0	0.0
Thabeet	1	0	4	0	0	---	0	0	---	0	0	---	0	0	0	0	3	0	0	0	0	0	0.0
THUNDER	7	-	1780	253	582	.435	56	173	.324	153	181	.845	94	243	337	130	161	1	42	109	53	715	102.1
GRIZZLIES	7	-	1780	257	617	.417	31	107	.290	132	181	.729	90	209	299	152	146	1	63	78	17	677	96.7

PLAYER	----- SINGLE-GAME HIGHS -----							----- AVERAGE PER GAME -----							- CAREER HIGHS (C=SET, T=TIED THIS SERIES) -						
	MIN	REB	AST	ST	TO	BL	PTS	MIN	REB	AST	STL	TO	BLK	PTS	FG	FGA	FT	FTA	REB	AST	PTS
Durant	52	13	7	2	6	5	36	46.3	9.6	3.4	0.86	4.0	1.57	29.9	14	30	18	19	19	9	41
Westbrook	48	13	16	3	7	1	30	40.7	9.7	8.0	1.57	4.9	0.57	25.6	20	33	17	18	13C	16C	43
Ibaka	47	14	1	2	2	5	17	37.6	8.9	0.6	0.86	1.0	2.57	13.0	11	17	10	10	16	3	26
Jackson	39	9	4	1	5	1	32	26.9	4.9	2.1	0.14	2.1	0.57	12.1	11C	18	8C	8C	10	8	32C
Butler	41	5	3	2	2	0	15	28.0	3.3	1.0	0.57	0.6	0.00	7.9	12	24	8T	10	20	5	35
Perkins	34	9	2	1	3	1	7	22.3	5.4	0.7	0.29	1.4	0.29	4.1	8	13	6	9	19	4	18
Sefolosha	32	7	3	2	2	0	7	19.4	2.8	1.2	1.00	0.6	0.00	3.4	7	16	5	8	9	6	19
Collison	19	5	3	0	1	2	3	13.4	2.7	1.0	0.00	0.2	0.67	2.0	6	9	4	7	12	4	15
Adams	25	3	0	0	2	5	8	11.1	1.0	0.0	0.00	0.7	1.67	1.7	5	7	3	7	11	1	10
Jones	3	1	0	0	0	0	0	1.4	0.3	0.0	0.00	0.0	0.00	0.0	3	6	0T	0T	4	1	8
Lamb	3	1	1	0	0	0	0	2.2	0.3	0.3	0.00	0.0	0.00	0.0	6	8	2	2	6	2	13
Thabeet	4	0	0	0	0	0	0	4.1	0.0	0.0	0.00	0.0	0.00	0.0	1	1	0T	0T	3	0T	2
THUNDER	265	58	24	9	21	11	120	254.3	48.1	18.6	6.00	15.6	7.57	102.1	52	107	47	62	71	38	133
OPONENTS	265	50	30	13	15	4	111	254.3	42.7	21.7	9.00	11.1	2.43	96.7	59	114	57	64	69	36	151

INTRO

PLAYERS

EXECUTIVE

BASKETBALL OPS

BUSINESS OPS

MEDIA

COMMUNITY

HISTORY

PLAYOFFS

REVIEW

OPONENTS

NBA

FEDERATION

AT A GLANCE



# PLAYOFFS

## MEMPHIS GRIZZLIES 2013 FIRST ROUND VS. LOS ANGELES CLIPPERS

PLAYER	G	GS	MIN	- FIELD GOALS -			- 3-POINT FG -			- FREE THROWS -			- REBOUNDS -			AST	PF	DQ	STL	TO	BLK	PTS	AVG
				FG	FGA	PCT	FG	FGA	PCT	FT	FTA	PCT	OFF	DEF	TOT								
Randolph	6	6	202	50	88	.568	0	0	---	25	34	.735	20	28	48	10	27	0	5	15	1	125	20.8
Conley	6	6	217	29	71	.408	6	21	.286	40	53	.755	4	17	21	50	17	0	7	10	3	104	17.3
Gasol	6	6	234	35	75	.467	0	0	---	34	43	.791	7	38	45	20	22	0	2	4	10	104	17.3
Allen	6	6	177	24	50	.480	2	4	.500	22	29	.759	14	25	39	13	17	0	13	8	4	72	12.0
Bayless	6	0	97	18	47	.383	7	22	.318	10	10	1.000	0	5	5	9	12	0	2	10	0	53	8.8
Prince	6	6	213	21	52	.404	3	9	.333	6	11	.545	2	23	25	15	6	0	5	2	4	51	8.5
Pondexter	6	0	127	12	30	.400	5	15	.333	10	15	.667	6	7	13	3	9	0	5	3	1	39	6.5
Arthur	6	0	75	11	20	.550	0	1	.000	4	5	.800	7	11	18	2	18	0	0	1	1	26	4.3
Dooling	5	0	54	5	13	.385	3	7	.429	2	2	1.000	0	3	3	4	11	0	0	3	0	15	3.0
Wroten	3	0	6	1	3	.333	0	1	.000	4	4	1.000	0	2	2	1	0	0	0	1	0	6	2.0
Davis	5	0	29	3	7	.429	0	0	---	0	0	---	2	6	8	0	3	0	0	2	0	6	1.2
Daye	2	0	6	0	1	.000	0	0	---	0	0	---	0	0	0	0	0	0	0	0	1	0	0.0
Leuer	2	0	3	0	0	---	0	0	---	0	0	---	0	0	0	0	0	0	0	0	0	0	0.0
GRIZZLIES	6	-	1440	209	457	.457	26	80	.325	157	206	.762	62	165	227	127	143	0	39	62	25	601	100.2
CLIPPERS	6	-	1440	211	452	.467	35	115	.304	111	142	.782	53	170	223	108	167	1	31	80	34	568	94.7

PLAYER	----- SINGLE-GAME HIGHS -----							----- AVERAGE PER GAME -----							- CAREER HIGHS (C=SET, T=TIED THIS SERIES) -						
	MIN	REB	AST	ST	TO	BL	PTS	MIN	REB	AST	STL	TO	BLK	PTS	FG	FGA	FT	FTA	REB	AST	PTS
Randolph	38	11	4	2	5	1	27	33.7	8.0	1.7	0.83	2.5	0.17	20.8	12	25	16	17	21	6	34
Conley	44	6	13	3	3	2	28	36.2	3.5	8.3	1.17	1.7	0.50	17.3	11	22	12C	17C	10	13C	28C
Gasol	44	13	7	1	2	3	24	39.0	7.5	3.3	0.33	0.7	1.67	17.3	11	20	9C	12	21	7C	26
Allen	39	10	6	4	3	2	19	29.5	6.5	2.2	2.17	1.3	0.67	12.0	7	13	9C	11C	10C	6C	19C
Bayless	30	2	3	1	3	0	19	16.2	0.8	1.5	0.33	1.7	0.00	8.8	7	18	6	9	4	7	19C
Prince	41	6	5	2	1	2	15	35.5	4.2	2.5	0.83	0.3	0.67	8.5	11	20	7	8	12	9	29
Pondexter	29	4	1	1	1	1	13	21.2	2.2	0.5	0.83	0.5	0.17	6.5	7	13	5	7	9	3	22
Arthur	18	6	1	0	1	1	9	12.4	3.0	0.3	0.00	0.2	0.17	4.3	7	10	3	4	6T	2	14
Dooling	18	2	2	0	1	0	7	10.8	0.6	0.8	0.00	0.6	0.00	3.0	6	10	5	6	4	4	15
Wroten	5	2	1	0	1	0	4	2.1	0.7	0.3	0.00	0.3	0.00	2.0	1T	4	2C	2C	2C	1T	4C
Davis	13	6	0	0	0	0	6	5.8	1.6	0.0	0.00	0.4	0.00	1.2	3C	4C	3	4	6C	0T	6C
Daye	6	0	0	0	0	1	0	3.1	0.0	0.0	0.00	0.0	0.50	0.0	2	5	1	1	1	0T	4
Leuer	2	0	0	0	0	0	0	1.3	0.0	0.0	0.00	0.0	0.00	0.0	1	1	0T	0T	2	0T	2
GRIZZLIES	240	45	27	11	13	7	118	240.0	37.8	21.2	6.50	10.3	4.17	100.2	45	111	38C	47C	60	27C	123
OPPONENTS	240	47	20	8	18	10	112	240.0	37.2	18.0	5.17	13.3	5.67	94.7	43	95	42	50	54	29	133

## LOS ANGELES CLIPPERS 2013 FIRST ROUND VS. MEMPHIS GRIZZLIES

PLAYER	G	GS	MIN	- FIELD GOALS -			- 3-POINT FG -			- FREE THROWS -			- REBOUNDS -			AST	PF	DQ	STL	TO	BLK	PTS	AVG
				FG	FGA	PCT	FG	FGA	PCT	FT	FTA	PCT	OFF	DEF	TOT								
Paul	6	6	224	49	92	.533	6	19	.316	33	37	.892	3	21	24	38	17	0	11	9	0	137	22.8
Griffin	6	5	158	29	64	.453	0	0	---	21	26	.808	8	25	33	15	24	1	0	13	5	79	13.2
Barnes	6	0	162	24	44	.545	7	17	.412	16	19	.842	7	23	30	3	23	0	4	5	2	71	11.8
Crawford	6	0	161	24	62	.387	6	22	.273	11	11	1.000	2	10	12	10	9	0	3	4	1	65	10.8
Butler	6	6	136	22	46	.478	4	16	.250	3	3	1.000	1	15	16	0	11	0	2	6	2	51	8.5
Bledsoe	6	0	97	15	30	.500	1	9	.111	8	12	.667	2	13	15	18	10	0	2	5	3	39	6.5
Billups	6	6	115	11	36	.306	6	17	.353	9	11	.818	2	10	12	6	10	0	1	8	1	37	6.2
Odum	6	1	107	11	30	.367	5	14	.357	3	6	.500	4	19	23	11	16	0	5	10	5	30	5.0
Hill	1	0	20	2	4	.500	0	0	---	0	0	---	2	2	4	2	5	0	0	1	0	4	4.0
Jordan	6	6	144	10	22	.455	0	0	---	2	9	.222	15	23	38	1	18	0	1	9	10	22	3.7
Turiah	5	0	59	7	10	.700	0	0	---	2	4	.500	4	4	8	0	14	0	1	2	3	16	3.2
Hollins	5	0	37	5	9	.556	0	0	---	1	2	.500	3	2	5	2	10	0	0	2	2	11	2.2
Green	3	0	20	2	3	.667	0	1	.000	2	2	1.000	0	3	3	2	0	0	1	0	0	6	2.0
CLIPPERS	6	-	1440	211	452	.467	35	115	.304	111	142	.782	53	170	223	108	167	1	31	80	34	568	94.7
GRIZZLIES	6	-	1440	209	457	.457	26	80	.325	157	206	.762	62	165	227	127	143	0	39	62	25	601	100.2

PLAYER	----- SINGLE-GAME HIGHS -----							----- AVERAGE PER GAME -----							- CAREER HIGHS (C=SET, T=TIED THIS SERIES) -						
	MIN	REB	AST	ST	TO	BL	PTS	MIN	REB	AST	STL	TO	BLK	PTS	FG	FGA	FT	FTA	REB	AST	PTS
Paul	42	6	9	3	5	0	35	37.3	4.0	6.3	1.83	1.5	0.00	22.8	15	25	12	14	13	17	35T
Griffin	34	10	5	0	4	2	21	26.3	5.5	2.5	0.00	2.2	0.83	13.2	13	24	10	17	16	7	30
Barnes	37	10	1	1	2	1	30	26.9	5.0	0.5	0.67	0.8	0.33	11.8	11C	15	7C	8C	11	7	30C
Crawford	36	3	3	3	1	1	15	26.9	2.0	1.7	0.50	0.7	0.17	10.8	10	19	8	11	5	6	25
Butler	33	7	0	1	2	1	14	22.6	2.7	0.0	0.33	1.0	0.33	8.5	12	24	8	10	20	5	35
Bledsoe	22	6	5	1	1	1	15	16.2	2.5	3.0	0.33	0.8	0.50	6.5	10	16	3T	5	6C	6	23
Billups	23	4	2	1	3	1	14	19.2	2.0	1.0	0.17	1.3	0.17	6.2	11	29	16	19	10	13	40
Odum	23	7	3	3	4	1	9	17.9	3.8	1.8	0.83	1.7	0.83	5.0	13	21	12	16	19	9	33
Hill	20	4	2	0	1	0	4	20.1	4.0	2.0	0.00	1.0	0.00	4.0	11	27	11	13	14	11	28
Jordan	31	8	1	1	3	4	6	24.1	6.3	0.2	0.17	1.5	1.67	3.7	4	7T	3	6	9	2	10
Turiah	14	3	0	1	1	2	5	11.7	1.6	0.0	0.20	0.4	0.60	3.2	4	10	4	6	10	3	12
Hollins	9	4	1	0	1	1	5	7.5	1.0	0.4	0.00	0.4	0.40	2.2	4	4T	2	4	8	3	8
Green	15	1	2	1	0	0	4	6.5	1.0	0.7	0.33	0.0	0.00	2.0	7	15	6	6	4	6	17
CLIPPERS	240	47	20	8	18	10	112	240.0	37.2	18.0	5.17	13.3	5.67	94.7	50	111	36	48	62	30	124
OPPONENTS	240	45	27	11	13	7	118	240.0	37.8	21.2	6.50	10.3	4.17	100.2	51	115	38C	47C	63	35	131



## MEMPHIS GRIZZLIES 2013 WESTERN CONFERENCE SEMIFINALS VS. OKLAHOMA CITY THUNDER

PLAYER	G	GS	MIN	- FIELD GOALS -			- 3-POINT FG -			- FREE THROWS -			- REBOUNDS -			AST	PF	DQ	STL	TO	BLK	PTS	AVG
				FG	FGA	PCT	FG	FGA	PCT	FT	FTA	PCT	OFF	DEF	TOT								
Gasol	5	5	210	35	72	.486	0	0	---	27	34	.794	9	33	42	12	14	0	7	7	15	97	19.4
Randolph	5	5	198	33	74	.446	0	1	.000	26	36	.722	16	38	54	11	14	0	3	8	2	92	18.4
Conley	5	5	206	31	85	.365	8	28	.286	20	23	.870	5	28	33	34	10	0	11	11	1	90	18.0
Allen	5	5	140	18	43	.419	0	3	.000	14	19	.737	11	14	25	5	19	0	12	6	0	50	10.0
Bayless	5	0	113	15	44	.341	7	21	.333	8	10	.800	1	15	16	9	13	0	1	3	1	45	9.0
Pondexter	5	0	101	12	23	.522	7	13	.538	2	5	.400	1	11	12	4	11	0	2	3	1	33	6.6
Prince	5	5	157	13	44	.295	1	7	.143	4	6	.667	6	18	24	11	9	0	1	6	0	31	6.2
Arthur	5	0	55	6	15	.400	0	1	.000	4	4	1.000	1	7	8	0	8	0	1	3	1	16	3.2
Daye	1	0	5	1	2	.500	0	0	---	1	1	1.000	0	0	0	0	2	0	0	0	0	3	3.0
Davis	1	0	3	1	1	1.000	0	0	---	0	0	---	0	0	0	0	1	0	0	0	0	2	2.0
Wroten	1	0	6	1	3	.333	0	0	---	0	0	---	0	1	1	1	1	0	1	1	0	2	2.0
Dooling	5	0	31	1	6	.167	1	5	.200	4	4	1.000	0	0	0	0	2	0	0	0	0	7	1.4
GRIZZLIES	5	-	1225	167	412	.405	24	79	.304	110	142	.775	50	165	215	87	104	0	39	52	21	468	93.6
THUNDER	5	-	1225	160	402	.398	34	102	.333	94	114	.825	50	167	217	78	126	3	19	73	33	448	89.6

PLAYER	----- SINGLE-GAME HIGHS -----						----- AVERAGE PER GAME -----						- CAREER HIGHS (C=SET, T=TIED THIS SERIES) -									
	MIN	REB	AST	ST	TO	BL	PTS	MIN	REB	AST	STL	TO	BLK	PTS	FG	FGA	FT	FTA	REB	AST	PTS	PTS
Gasol	48	11	5	3	2	6	24	41.9	8.4	2.4	1.40	1.4	3.00	19.4	11	20	9	12	21	7	26	26
Randolph	43	14	3	2	3	1	28	39.6	10.8	2.2	0.60	1.6	0.40	18.4	12	25	16	17	21	6	34	34
Conley	49	10	11	4	4	1	26	41.3	6.6	6.8	2.20	2.2	0.20	18.0	11C	22C	12	17	10C	13	28	28
Allen	34	7	2	5	2	0	14	28.0	5.0	1.0	2.40	1.2	0.00	10.0	7	13T	9	11	10	6	19	19
Bayless	27	4	3	1	2	1	11	22.6	3.2	1.8	0.20	0.6	0.20	9.0	7	18	6	9	4T	7	19	19
Pondexter	27	5	3	2	2	1	13	20.2	2.4	0.8	0.40	0.6	0.20	6.6	7	13	5	7	9	3C	22	22
Prince	35	6	5	1	2	0	9	31.4	4.8	2.2	0.20	1.2	0.00	6.2	11	20	7	8	12	9	29	29
Arthur	16	3	0	1	3	1	6	11.0	1.6	0.0	0.20	0.6	0.20	3.2	7	10	3	4	6	2	14	14
Daye	5	0	0	0	0	0	3	4.9	0.0	0.0	0.00	0.0	0.00	3.0	2	5	1C	1C	1	0T	4	4
Davis	3	0	0	0	0	0	2	3.1	0.0	0.0	0.00	0.0	0.00	2.0	3	4	3	4	6	0T	6	6
Wroten	6	1	1	1	1	0	2	5.7	1.0	1.0	1.00	1.0	0.00	2.0	1T	4	2	2	2	1T	4	4
Dooling	10	0	0	0	0	0	5	6.3	0.0	0.0	0.00	0.0	0.00	1.4	6	10	5	6	4	4	15	15
GRIZZLIES	265	46	22	13	12	7	103	245.0	43.0	17.4	7.80	10.4	4.20	93.6	45	111	38	47	60	27	123	123
OPPONENTS	265	51	19	7	21	10	97	245.0	43.4	15.6	3.80	14.6	6.60	89.6	43	95	42	50	54	29	133	133

## OKLAHOMA CITY THUNDER 2013 WESTERN CONFERENCE SEMIFINALS VS. MEMPHIS GRIZZLIES

PLAYER	G	GS	MIN	- FIELD GOALS -			- 3-POINT FG -			- FREE THROWS -			- REBOUNDS -			AST	PF	DQ	STL	TO	BLK	PTS	AVG
				FG	FGA	PCT	FG	FGA	PCT	FT	FTA	PCT	OFF	DEF	TOT								
Durant	5	5	228	48	114	.421	10	28	.357	38	49	.776	2	50	52	33	9	0	6	22	6	144	28.8
Martin	5	0	150	25	60	.417	5	14	.357	17	18	.944	1	17	18	4	7	0	1	4	2	72	14.4
Jackson	5	5	188	27	54	.500	3	14	.214	12	13	.923	2	29	31	19	16	0	2	9	2	69	13.8
Ibaka	5	5	178	26	69	.377	3	6	.500	8	11	.727	17	25	42	2	22	1	0	4	16	63	12.6
Fisher	5	0	134	16	40	.400	11	28	.393	4	6	.667	0	8	8	4	15	0	3	5	0	47	9.4
Sefolosha	5	5	108	7	22	.318	2	10	.200	7	9	.778	6	11	17	7	5	0	3	4	0	23	4.6
Collison	5	0	88	7	17	.412	0	0	---	4	4	1.000	11	9	20	5	26	2	2	10	4	18	3.6
Perkins	5	5	117	4	24	.167	0	1	.000	4	4	1.000	10	11	21	4	18	0	2	10	3	12	2.4
Liggins	2	0	13	0	1	.000	0	1	.000	0	0	---	0	2	2	0	2	0	0	0	0	0	0.0
Thabeet	3	0	21	0	1	.000	0	0	---	0	0	---	1	5	6	0	6	0	0	1	0	0	0.0
THUNDER	5	-	1225	160	402	.398	34	102	.333	94	114	.825	50	167	217	78	126	3	19	73	33	448	89.6
GRIZZLIES	5	-	1225	167	412	.405	24	79	.304	110	142	.775	50	165	215	87	104	0	39	52	21	468	93.6

PLAYER	----- SINGLE-GAME HIGHS -----						----- AVERAGE PER GAME -----						- CAREER HIGHS (C=SET, T=TIED THIS SERIES) -									
	MIN	REB	AST	ST	TO	BL	PTS	MIN	REB	AST	STL	TO	BLK	PTS	FG	FGA	FT	FTA	REB	AST	PTS	PTS
Durant	48	15	9	3	7	2	36	45.7	10.4	6.6	1.20	4.4	1.20	28.8	14	30	18	19	19	9T	41	41
Martin	33	7	1	1	1	1	25	30.0	3.6	0.8	0.20	0.8	0.40	14.4	8C	17C	10	10	8	3	26	26
Jackson	48	10	8	2	4	1	16	37.6	6.2	3.8	0.40	1.8	0.40	13.8	7T	18	6	6	10C	8T	20	20
Ibaka	38	14	1	0	1	4	17	35.6	8.4	0.4	0.00	0.8	3.20	12.6	11	17C	10	10	16	2	26	26
Fisher	31	5	3	1	2	0	19	26.8	1.6	0.8	0.60	1.0	0.00	9.4	11	14	9	11	8	10	28	28
Sefolosha	29	5	3	1	2	0	7	21.6	3.4	1.4	0.60	0.8	0.00	4.6	7	16	5	8	9	6	19	19
Collison	22	8	2	1	4	3	10	17.7	4.0	1.0	0.40	2.0	0.80	3.6	6	9	4C	7	12	4	15	15
Perkins	34	7	3	1	3	2	4	23.3	4.2	0.8	0.40	2.0	0.60	2.4	8	13	6	9	19	4	18	18
Liggins	8	2	0	0	0	0	6	6.3	1.0	0.0	0.00	0.0	0.00	0.0	1	4	1	4	5	1	3	3
Thabeet	13	3	0	0	1	0	0	7.0	2.0	0.0	0.00	0.3	0.00	0.0	1	1T	0T	0T	3C	0T	2	2
THUNDER	265	51	19	7	21	10	97	245.0	43.4	15.6	3.80	14.6	6.60	89.6	52	107	47	62	71	38	133	133
OPPONENTS	265	46	22	13	12	7	103	245.0	43.0	17.4	7.80	10.4	4.20	93.6	59	114	57	64	69	36	151	151

INTRO

PLAYERS

EXECUTIVE

BASKETBALL OPS

BUSINESS OPS

MEDIA

COMMUNITY

HISTORY

PLAYOFFS

REVIEW

OPPONENTS

NBA

FEDERATION

AT A GLANCE





# PLAYOFFS

## MEMPHIS GRIZZLIES 2013 WESTERN CONFERENCE FINALS VS. SAN ANTONIO SPURS

PLAYER	G	GS	MIN	- FIELD GOALS -			- 3-POINT FG -			- FREE THROWS -			- REBOUNDS -			AST	PF	DQ	STL	TO	BLK	PTS	AVG
				FG	FGA	PCT	FG	FGA	PCT	FT	FTA	PCT	OFF	DEF	TOT								
Conley	4	4	151	23	60	.383	4	15	.267	11	17	.647	3	14	17	23	7	0	8	13	1	61	15.3
Pondexter	4	0	129	22	41	.537	12	25	.480	5	8	.625	2	11	13	4	11	1	4	3	0	61	15.3
Gasol	4	4	166	23	58	.397	0	0	---	11	13	.846	9	31	40	16	17	0	4	7	8	57	14.3
Randolph	4	4	155	16	53	.302	0	0	---	12	24	.500	23	25	48	3	11	0	2	8	4	44	11.0
Bayless	4	0	109	16	46	.348	4	16	.250	5	6	.833	0	9	9	14	10	0	4	3	4	41	10.3
Allen	4	4	105	12	32	.375	0	1	.000	8	10	.800	12	15	27	9	12	0	5	5	1	32	8.0
Prince	4	4	84	9	25	.360	1	3	.333	4	6	.667	4	4	8	3	3	0	1	2	1	23	5.8
Arthur	4	0	45	8	18	.444	0	0	---	0	0	---	6	6	12	4	10	0	1	3	2	16	4.0
Daye	1	0	9	2	5	.400	0	1	.000	0	0	---	0	1	1	0	0	0	0	1	0	4	4.0
Davis	2	0	16	1	4	.250	0	0	---	3	4	.750	2	1	3	0	3	0	0	0	1	5	2.5
Dooling	4	0	28	2	5	.400	1	1	1.000	0	0	---	0	2	2	0	1	0	1	0	0	5	1.3
Leuer	3	0	9	1	2	.500	0	0	---	0	0	---	2	1	3	0	0	0	1	0	1	2	0.7
Wroten	2	0	5	0	5	.000	0	1	.000	0	0	---	1	0	1	0	0	0	0	0	0	0	0.0
GRIZZLIES	4	-	1010	135	354	.381	22	63	.349	59	88	.670	64	120	184	76	85	1	31	47	23	351	87.8
SPURS	4	-	1010	156	317	.492	32	85	.376	51	66	.773	28	135	163	100	87	0	26	57	31	395	98.8

PLAYER	----- SINGLE-GAME HIGHS -----							----- AVERAGE PER GAME -----							- CAREER HIGHS (C=SET, T=TIED THIS SERIES) -						
	MIN	REB	AST	ST	TO	BL	PTS	MIN	REB	AST	STL	TO	BLK	PTS	FG	FGA	FT	FTA	REB	AST	PTS
Conley	47	6	8	5	5	1	20	37.9	4.3	5.8	2.00	3.3	0.25	15.3	11	22	12	17	10	13	28
Pondexter	37	9	2	2	2	0	22	32.1	3.3	1.0	1.00	0.8	0.00	15.3	7C	13C	5C	7C	9C	3	22C
Gasol	48	14	5	4	2	3	16	41.4	10.0	4.0	1.00	1.8	2.00	14.3	11	20	9	12	21	7	26
Randolph	45	18	3	1	4	2	15	38.6	12.0	0.8	0.50	2.0	1.00	11.0	12	25	16	17	21	6	34
Bayless	34	4	5	2	1	2	18	27.3	2.3	3.5	1.00	0.8	1.00	10.3	7C	18C	6	9	4T	7	19
Allen	27	8	3	2	2	1	12	26.2	6.8	2.3	1.25	1.3	0.25	8.0	7	13	9	11	10	6	19
Prince	29	4	2	1	1	1	8	20.9	2.0	0.8	0.25	0.5	0.25	5.8	11	20	7	8	12	9	29
Arthur	18	6	2	1	2	1	8	11.3	3.0	1.0	0.25	0.8	0.50	4.0	7	10	3	4	6T	2T	14
Daye	9	1	0	0	1	0	4	8.8	1.0	0.0	0.00	1.0	0.00	4.0	2C	5C	1	1	1C	0T	4C
Davis	11	2	0	0	0	1	5	8.0	1.5	0.0	0.00	0.0	0.50	2.5	3	4	3C	4C	6	0T	6
Dooling	13	1	0	1	0	0	5	7.1	0.5	0.0	0.25	0.0	0.00	1.3	6	10	5	6	4	4	15
Leuer	5	2	0	1	0	1	2	2.9	1.0	0.0	0.33	0.0	0.33	0.7	1C	1C	0T	0T	2C	0T	2C
Wroten	3	1	0	0	0	0	0	2.5	0.5	0.0	0.00	0.0	0.00	0.0	1	4C	2	2	2	1	4
GRIZZLIES	265	60	20	10	13	6	93	252.5	46.0	19.0	7.75	11.8	5.75	87.8	45	111	38	47	60C	27	123
OPPONENTS	265	50	29	10	17	12	105	252.5	40.8	25.0	6.50	14.3	7.75	98.8	43	95	42	50	54	29C	133

## SAN ANTONIO SPURS 2013 WESTERN CONFERENCE FINALS VS. MEMPHIS GRIZZLIES

PLAYER	G	GS	MIN	- FIELD GOALS -			- 3-POINT FG -			- FREE THROWS -			- REBOUNDS -			AST	PF	DQ	STL	TO	BLK	PTS	AVG
				FG	FGA	PCT	FG	FGA	PCT	FT	FTA	PCT	OFF	DEF	TOT								
Parker	4	4	158	41	77	.532	3	8	.375	13	15	.867	1	13	14	38	6	0	8	16	0	98	24.5
Duncan	4	4	137	27	57	.474	0	0	---	8	13	.615	8	29	37	13	13	0	3	9	12	62	15.5
Leonard	4	4	143	19	32	.594	7	13	.538	0	1	.000	3	25	28	12	4	0	8	5	3	45	11.3
Ginobili	4	0	105	11	27	.407	4	14	.286	14	18	.778	4	17	21	18	12	0	2	10	2	40	10.0
Green	4	4	114	13	28	.464	8	17	.471	1	1	1.000	3	14	17	8	8	0	3	4	4	35	8.8
Splitter	4	4	105	15	22	.682	0	0	---	5	7	.714	3	9	12	8	15	0	1	4	7	35	8.8
Bonner	4	0	71	9	20	.450	6	14	.429	3	3	1.000	2	8	10	2	14	0	0	2	2	27	6.8
Blair	1	0	5	2	2	1.000	0	0	---	2	2	1.000	1	1	2	1	2	0	0	0	0	6	6.0
Neal	4	0	51	7	17	.412	2	8	.250	2	2	1.000	0	4	4	2	2	0	0	1	0	18	4.5
Diaw	4	0	72	7	19	.368	1	5	.200	2	2	1.000	1	6	7	6	9	0	0	1	1	17	4.3
Mills	1	0	5	1	1	1.000	1	1	1.000	0	0	---	0	0	0	1	1	0	0	0	0	3	3.0
Joseph	4	0	37	4	13	.308	0	3	.000	1	2	.500	2	7	9	0	1	0	1	2	0	9	2.3
McGrady	1	0	7	0	2	.000	0	2	.000	0	0	---	0	2	2	0	0	0	0	1	0	0	0.0
SPURS	4	-	1010	156	317	.492	32	85	.376	51	66	.773	28	135	163	100	87	0	26	57	31	395	98.8
GRIZZLIES	4	-	1010	135	354	.381	22	63	.349	59	88	.670	64	120	184	76	85	1	31	47	23	351	87.8

PLAYER	----- SINGLE-GAME HIGHS -----							----- AVERAGE PER GAME -----							- CAREER HIGHS (C=SET, T=TIED THIS SERIES) -						
	MIN	REB	AST	ST	TO	BL	PTS	MIN	REB	AST	STL	TO	BLK	PTS	FG	FGA	FT	FTA	REB	AST	PTS
Parker	44	5	18	3	7	0	37	39.5	3.5	9.5	2.00	4.0	0.00	24.5	18	29	13	16	10	18C	43
Duncan	44	10	5	2	3	4	24	34.4	9.3	3.3	0.75	2.3	3.00	15.5	16	30	19	23	25	11	41
Leonard	40	11	1	5	2	1	18	35.8	7.0	0.5	2.00	1.3	0.75	11.3	9	17	4	8	16	3	22
Ginobili	30	7	6	1	6	1	19	26.3	5.3	4.5	0.50	2.5	0.50	10.0	11	24	15	17	11	11	39
Green	33	6	3	2	1	3	16	28.4	4.3	2.3	0.75	1.0	1.00	8.8	9	15	3	4	7	4	27
Splitter	34	6	3	1	2	4	14	26.2	3.0	2.0	0.25	1.0	1.75	8.8	6T	9	6	12	9	4	14T
Bonner	27	3	1	0	2	1	12	17.8	2.5	0.5	0.00	0.5	0.50	6.8	5	9	6	6	7	2	14
Blair	5	2	1	0	0	0	6	5.3	2.0	1.0	0.00	0.0	0.00	6.0	6	9	4	5	8	3	13
Neal	19	3	1	0	1	0	11	12.7	1.0	0.5	0.00	0.3	0.00	4.5	9	17	4	4	5	5	24
Diaw	21	2	3	0	1	1	7	17.9	1.8	1.5	0.00	0.3	0.25	4.3	13	23	11	11	12	9	34
Mills	5	0	1	0	0	0	3	5.2	0.0	1.0	0.00	0.0	0.00	3.0	4	5	1	1	1	2	9
Joseph	12	5	0	1	2	0	4	9.3	2.3	0.0	0.25	0.5	0.00	2.3	4	8	2	3	5C	6	8
McGrady	7	2	0	0	1	0	0	6.8	2.0	0.0	0.00	1.0	0.00	0.0	16	34	14	18	13	16	46
SPURS	265	50	29	10	17	12	105	252.5	40.8	25.0	6.50	14.3	7.75	98.8	67	124	39	54	75	51	152
OPPONENTS	265	60	20	10	13	6	93	252.5	46.0	19.0	7.75	11.8	5.75	87.8	58	111	49	51	65	40	141



## MEMPHIS GRIZZLIES 2012 FIRST ROUND VS. LOS ANGELES CLIPPERS

PLAYER	G	GS	MIN	- FIELD GOALS -			- 3-POINT FG -			- FREE THROWS -			- REBOUNDS -			AST	PF	DQ	STL	TO	BLK	PTS	AVG
				FG	FGA	PCT	FG	FGA	PCT	FT	FTA	PCT	OFF	DEF	TOT								
Gay	7	7	279	48	114	.421	4	19	.211	33	40	.825	10	36	46	10	15	0	9	21	2	133	19.0
Gasol	7	7	261	36	69	.522	0	1	.000	34	43	.791	16	31	47	22	25	0	2	13	13	106	15.1
Conley	7	7	277	32	76	.421	11	22	.500	24	32	.750	4	19	23	50	19	0	6	16	0	99	14.1
Randolph	7	7	248	37	88	.420	0	4	.000	22	35	.629	27	42	69	6	25	0	7	11	4	96	13.7
Mayo	7	0	163	17	62	.274	7	24	.292	21	27	.778	2	23	25	15	18	1	9	18	1	62	8.9
Allen	7	7	170	18	45	.400	0	5	.000	12	17	.706	8	14	22	5	21	1	9	10	7	48	6.9
Speights	7	0	100	20	41	.488	0	0	---	6	10	.600	13	17	30	2	13	0	3	5	3	46	6.6
Pondexter	7	0	114	12	18	.667	2	4	.500	7	9	.778	3	13	16	2	13	0	4	5	0	33	4.7
Haddadi	4	0	21	2	2	1.000	0	0	---	1	2	.500	5	4	9	1	5	0	0	1	2	5	1.3
Cunningham	7	0	49	4	11	.364	0	0	---	0	0	---	6	5	11	0	3	0	1	1	2	8	1.1
Arenas	6	0	23	2	8	.250	0	4	.000	0	0	---	0	1	1	1	6	0	0	1	0	4	0.7
Selby	1	0	0	0	0	---	0	0	---	0	0	---	0	0	0	0	0	0	0	0	0	0	0.0
GRIZZLIES	7	-	1705	228	534	.427	24	83	.289	160	215	.744	94	205	299	114	163	2	50	108	34	640	91.4
CLIPPERS	7	-	1705	233	516	.452	43	123	.350	126	188	.670	65	194	259	114	179	2	65	106	43	635	90.7

PLAYER	----- SINGLE-GAME HIGHS -----							----- AVERAGE PER GAME -----							- CAREER HIGHS (C=SET, T=TIED THIS SERIES) -						
	MIN	REB	AST	ST	TO	BL	PTS	MIN	REB	AST	STL	TO	BLK	PTS	FG	FGA	FT	FTA	REB	AST	PTS
Gay	48	9	4	3	4	1	24	39.9	6.6	1.4	1.29	3.0	0.29	19.0	9C	25C	12C	15C	9C	4C	24C
Gasol	40	10	6	1	3	3	23	37.3	6.7	3.1	0.29	1.9	1.86	15.1	11	20	8	12	21	6C	26
Conley	46	7	9	3	4	0	25	39.6	3.3	7.1	0.86	2.3	0.00	14.1	10T	20	11T	12T	7T	12	25C
Randolph	39	16	2	2	3	3	19	35.4	9.9	0.9	1.00	1.6	0.57	13.7	12	25	16	17	21	6	34
Mayo	29	9	4	3	5	1	20	23.3	3.6	2.1	1.29	2.6	0.14	8.9	7	18	6C	6T	9C	5	20C
Allen	30	5	1	3	3	3	10	24.3	3.1	0.7	1.29	1.4	1.00	6.9	7	13	6	10	5T	3	15
Speights	22	9	1	1	2	1	11	14.3	4.3	0.3	0.43	0.7	0.43	6.6	4C	10C	3C	4C	9C	1T	11C
Pondexter	25	7	1	2	2	0	11	16.3	2.3	0.3	0.57	0.7	0.00	4.7	4C	5C	2C	2C	7C	1T	11C
Haddadi	11	5	1	0	1	1	3	5.3	2.3	0.3	0.00	0.3	0.50	1.3	2	4	5	6	5C	1C	5
Cunningham	13	4	0	1	1	1	4	7.0	1.6	0.0	0.14	0.1	0.29	1.1	3	5T	5	6	5	0T	11
Arenas	10	1	1	0	1	0	4	3.8	0.2	0.2	0.00	0.2	0.00	0.7	14	27	14	19	8	14	44
Selby	0	0	0	0	0	0	0	0.0	0.0	0.0	0.00	0.0	0.00	0.0	0C	0C	0C	0C	0C	0C	0C
GRIZZLIES	265	48	20	13	22	9	105	243.6	42.7	16.3	7.14	15.4	4.86	91.4	45	111	37	44	55	26	123
OPPONENTS	265	47	21	13	21	8	101	243.6	37.0	16.3	9.29	15.1	6.14	90.7	43	95	42	50	54	28	133

## LOS ANGELES CLIPPERS 2012 FIRST ROUND VS. MEMPHIS GRIZZLIES

PLAYER	G	GS	MIN	- FIELD GOALS -			- 3-POINT FG -			- FREE THROWS -			- REBOUNDS -			AST	PF	DQ	STL	TO	BLK	PTS	AVG
				FG	FGA	PCT	FG	FGA	PCT	FT	FTA	PCT	OFF	DEF	TOT								
Paul	7	7	272	49	107	.458	9	27	.333	36	42	.857	3	37	40	50	21	1	19	25	1	143	20.4
Griffin	7	7	248	48	91	.527	0	1	.000	30	51	.588	13	32	45	18	30	1	15	18	2	126	18.0
Williams	7	0	150	26	69	.377	9	27	.333	7	8	.875	1	5	6	10	10	0	5	9	2	68	9.7
Butler	6	6	162	21	60	.350	4	20	.200	10	14	.714	4	12	16	3	16	0	4	9	1	56	9.3
Simmons	1	1	22	4	5	.800	1	2	.500	0	0	---	0	1	1	0	4	0	0	0	0	9	9.0
Young	7	0	135	18	41	.439	10	19	.526	11	12	.917	1	6	7	2	16	0	3	6	3	57	8.1
Foye	7	7	185	19	51	.373	9	24	.375	7	7	1.000	4	12	16	13	13	0	3	11	1	54	7.7
Bledsoe	7	0	97	16	33	.485	1	3	.333	8	14	.571	5	9	14	14	8	0	4	5	1	41	5.9
Martin	7	0	129	16	27	.593	0	0	---	1	2	.500	10	14	24	0	26	0	2	4	13	33	4.7
Jordan	7	7	151	10	20	.500	0	0	---	5	14	.357	9	20	29	3	12	0	3	6	14	25	3.6
Evans	7	0	156	6	12	.500	0	0	---	11	24	.458	15	46	61	1	23	0	7	6	5	23	3.3
CLIPPERS	7	-	1705	233	516	.452	43	123	.350	126	188	.670	65	194	259	114	179	2	65	106	43	635	90.7
GRIZZLIES	7	-	1705	228	534	.427	24	83	.289	160	215	.744	94	205	299	114	163	2	50	108	34	640	91.4

PLAYER	----- SINGLE-GAME HIGHS -----							----- AVERAGE PER GAME -----							- CAREER HIGHS (C=SET, T=TIED THIS SERIES) -						
	MIN	REB	AST	ST	TO	BL	PTS	MIN	REB	AST	STL	TO	BLK	PTS	FG	FGA	FT	FTA	REB	AST	PTS
Paul	42	9	11	5	5	1	29	38.9	5.7	7.1	2.71	3.6	0.14	20.4	15	25	12	14	13	17	35
Griffin	43	11	7	3	5	2	30	35.4	6.4	2.6	2.14	2.6	0.29	18.0	13	24	10C	17C	16	7C	30C
Williams	33	3	4	2	3	2	20	21.4	0.9	1.4	0.71	1.3	0.29	9.7	9	21T	8	9	7	10	24
Butler	32	5	2	1	2	1	14	27.0	2.7	0.5	0.67	1.5	0.17	9.3	12	24	8	10	20	5	35
Simmons	22	1	0	0	0	0	9	22.0	1.0	0.0	0.00	0.0	0.00	9.0	5	11	0T	0T	6	3	10
Young	24	2	1	2	2	1	19	19.3	1.0	0.3	0.43	0.9	0.43	8.1	6C	10	5C	6C	2T	1T	19C
Foye	36	4	3	1	3	1	16	26.4	2.3	1.9	0.43	1.6	0.14	7.7	6C	13C	4	6	4C	3T	16C
Bledsoe	24	4	6	1	2	1	14	13.9	2.0	2.0	0.57	0.7	0.14	5.9	10	16	3C	5C	5	6C	23
Martin	25	10	0	1	2	3	11	18.4	3.4	0.0	0.29	0.6	1.86	4.7	15	28	10	14	16	6	36
Jordan	26	8	2	1	3	4	7	21.6	4.1	0.4	0.43	0.9	2.00	3.6	4	7	3C	6C	9	2C	10
Evans	28	13	1	2	3	3	7	22.3	8.7	0.1	1.00	0.9	0.71	3.3	4	7	7	10	15	3	13
CLIPPERS	265	47	21	13	21	8	101	243.6	37.0	16.3	9.29	15.1	6.14	90.7	50	111	36	48	62	30	124
OPPONENTS	265	48	20	13	22	9	105	243.6	42.7	16.3	7.14	15.4	4.86	91.4	49	107	35	46	59	35	130

INTRO

PLAYERS

EXECUTIVE

BASKETBALL OPS

BUSINESS OPS

MEDIA

COMMUNITY

HISTORY

PLAYOFFS

REVIEW

OPPONENTS

NBA

FEDERATION

AT A GLANCE



# PLAYOFFS

## MEMPHIS GRIZZLIES 2011 FIRST ROUND VS. SAN ANTONIO SPURS

PLAYER	G	GS	MIN	- FIELD GOALS -			- 3-POINT FG -			- FREE THROWS -			- REBOUNDS -			AST	PF	DQ	STL	TO	BLK	PTS	AVG
				FG	FGA	PCT	FG	FGA	PCT	FT	FTA	PCT	OFF	DEF	TOT								
Randolph	6	6	224	48	96	.500	1	5	.200	32	39	.821	11	44	55	20	21	0	8	12	3	129	21.5
Conley	6	6	230	32	81	.395	2	12	.167	20	26	.769	3	24	27	37	21	0	5	13	1	86	14.3
Gasol	6	6	242	32	60	.533	0	0	---	21	32	.656	20	54	74	13	23	0	3	13	9	85	14.2
Young	6	6	133	24	47	.511	3	8	.375	8	13	.615	2	14	16	1	10	0	3	5	2	59	9.8
Allen	6	6	160	21	47	.447	0	0	---	12	17	.706	5	11	16	12	18	1	14	11	2	54	9.0
Mayo	6	0	134	18	49	.367	8	16	.500	10	14	.714	1	11	12	10	20	1	3	8	0	54	9.0
Arthur	6	0	99	22	40	.550	0	0	---	4	5	.800	8	9	17	3	12	0	2	6	9	48	8.0
Battier	6	0	162	15	30	.500	6	17	.353	3	4	.750	5	20	25	8	13	0	4	3	2	39	6.5
Vasquez	6	0	61	10	16	.625	2	5	.400	3	6	.500	1	8	9	11	5	0	2	5	1	25	4.2
Smith	2	0	5	2	2	1.000	0	0	---	0	0	---	0	1	1	1	1	0	0	0	0	4	2.0
Powe	2	0	6	1	5	.200	0	0	---	0	0	---	1	0	1	0	0	0	0	0	0	2	1.0
Haddadi	4	0	10	0	1	.000	0	0	---	0	0	---	0	1	1	0	3	0	0	1	0	0	0.0
GRIZZLIES	6	-	1465	225	474	.475	22	66	.333	113	156	.724	57	197	254	116	147	2	44	82	29	585	97.5
SPURS	6	-	1465	202	463	.436	32	109	.294	130	171	.760	61	189	250	107	129	2	44	86	35	566	94.3

PLAYER	----- SINGLE-GAME HIGHS -----							----- AVERAGE PER GAME -----							- CAREER HIGHS (C=SET, T=TIED THIS SERIES) -						
	MIN	REB	AST	ST	TO	BLK	PTS	MIN	REB	AST	STL	TO	BLK	PTS	FG	FGA	FT	FTA	REB	AST	PTS
Randolph	44	14	6	3	4	2	31	37.3	9.2	3.3	1.33	2.0	0.50	21.5	12C	22C	9	10T	15	6C	31C
Conley	44	7	10	3	5	1	20	38.3	4.5	6.2	0.83	2.2	0.17	14.3	9C	20C	6C	8C	7C	10C	20C
Gasol	44	17	3	2	4	2	24	40.3	12.3	2.2	0.50	2.2	1.50	14.2	9C	14C	8C	11C	17C	3C	24C
Young	32	6	1	2	2	1	18	22.2	2.7	0.2	0.50	0.8	0.33	9.8	7C	13C	3C	4C	6C	1C	18C
Allen	33	4	3	4	4	1	15	26.7	2.7	2.0	2.33	1.8	0.33	9.0	7T	13C	4	6T	5	3T	15T
Mayo	30	3	4	2	3	0	13	22.3	2.0	1.7	0.50	1.3	0.00	9.0	5C	13C	4C	6C	3C	4C	13C
Arthur	21	6	1	1	3	3	14	16.5	2.8	0.5	0.33	1.0	1.50	8.0	7C	10C	2C	2C	6C	1C	14C
Battier	34	7	2	2	1	1	10	27.0	4.2	1.3	0.67	0.5	0.33	6.5	7	12	6	6	9	7	23
Vasquez	23	3	3	1	2	1	11	10.2	1.5	1.8	0.33	0.8	0.17	4.2	4C	8C	3C	4C	3C	3C	11C
Smith	3	1	1	0	0	0	4	2.5	0.5	0.5	0.00	0.0	0.00	2.0	2C	2C	0C	0C	1C	1C	4C
Powe	3	1	0	0	0	0	2	3.0	0.5	0.0	0.00	0.0	0.00	1.0	6	8	9	13	8	1	21
Haddadi	9	1	0	0	1	0	0	2.5	0.3	0.0	0.00	0.3	0.00	0.0	0C	1C	0C	0C	1C	0C	0C
GRIZZLIES	265	50	24	12	17	7	104	244.2	42.3	19.3	7.33	13.7	4.83	97.5	45	94	24	33C	50C	26	115
OPPONENTS	265	48	23	9	19	10	110	244.2	41.7	17.8	7.33	14.3	5.83	94.3	43	93	36T	49	53	28	123

## SAN ANTONIO SPURS 2011 FIRST ROUND VS. MEMPHIS GRIZZLIES

PLAYER	G	GS	MIN	- FIELD GOALS -			- 3-POINT FG -			- FREE THROWS -			- REBOUNDS -			AST	PF	DQ	STL	TO	BLK	PTS	AVG
				FG	FGA	PCT	FG	FGA	PCT	FT	FTA	PCT	OFF	DEF	TOT								
Ginobili	5	5	174	31	70	.443	9	28	.321	32	41	.780	2	18	20	21	13	0	13	17	3	103	20.6
Parker	6	6	221	43	93	.462	1	8	.125	31	41	.756	1	15	16	31	10	0	8	20	2	118	19.7
Duncan	6	6	212	33	69	.478	0	0	---	10	16	.625	16	47	63	16	17	1	3	18	15	76	12.7
Hill	6	1	189	20	50	.400	4	15	.267	26	30	.867	5	25	30	14	15	1	9	8	2	70	11.7
Neal	6	0	111	17	46	.370	5	19	.263	7	7	1.000	2	16	18	5	11	0	1	2	1	46	7.7
Splitter	3	0	50	10	16	.625	0	0	---	0	3	.000	7	7	14	1	4	0	3	2	1	20	6.7
Jefferson	6	6	176	12	31	.387	6	17	.353	9	11	.818	2	23	25	5	13	0	3	6	3	39	6.5
Bonner	6	0	123	12	25	.480	6	18	.333	8	10	.800	7	12	19	2	18	0	1	1	1	38	6.3
McDyess	6	6	145	15	36	.417	0	0	---	4	7	.571	10	20	30	8	21	0	2	7	5	34	5.7
Blair	4	0	50	7	21	.333	0	0	---	3	5	.600	9	4	13	2	6	0	0	2	1	17	4.3
Green	4	0	7	2	6	.333	1	4	.250	0	0	---	0	1	1	2	1	0	1	1	1	5	1.3
Novak	1	0	6	0	0	---	0	0	---	0	0	---	0	1	1	0	0	0	0	0	0	0	0.0
SPURS	6	-	1465	202	463	.436	32	109	.294	130	171	.760	61	189	250	107	129	2	44	86	35	566	94.3
GRIZZLIES	6	-	1465	225	474	.475	22	66	.333	113	156	.724	57	197	254	116	147	2	44	82	29	585	97.5

PLAYER	----- SINGLE-GAME HIGHS -----							----- AVERAGE PER GAME -----							- CAREER HIGHS (C=SET, T=TIED THIS SERIES) -						
	MIN	REB	AST	ST	TO	BLK	PTS	MIN	REB	AST	STL	TO	BLK	PTS	FG	FGA	FT	FTA	REB	AST	PTS
Ginobili	42	7	6	4	6	2	33	34.8	4.0	4.2	2.60	3.4	0.60	20.6	11	24	15	17	11	11	39
Parker	44	5	9	3	7	1	24	36.8	2.7	5.2	1.33	3.3	0.33	19.7	18	29	13	16T	10	14	43
Duncan	40	13	6	1	5	5	16	35.3	10.5	2.7	0.50	3.0	2.50	12.7	16	30	19	23	25	11	41
Hill	41	7	4	4	2	1	16	31.5	5.0	2.3	1.50	1.3	0.33	11.7	11	16	11C	13C	7C	4C	29
Neal	25	5	2	1	1	1	11	18.5	3.0	0.8	0.17	0.3	0.17	7.7	4C	12C	4C	4C	5C	2C	11C
Splitter	22	9	1	2	1	1	10	16.7	4.7	0.3	1.00	0.7	0.33	6.7	5C	9C	0C	2C	9C	1C	10C
Jefferson	37	6	2	1	2	1	16	29.3	4.2	0.8	0.50	1.0	0.50	6.5	13	22	13	18	16	10	33
Bonner	24	5	1	1	1	1	12	20.5	3.2	0.3	0.17	0.2	0.17	6.3	5	9	6C	6C	7	1T	14
McDyess	32	10	2	1	2	3	10	24.2	5.0	1.3	0.33	1.2	0.83	5.7	11	23	6	7	19	3	26
Blair	22	6	2	0	1	1	9	12.5	3.3	0.5	0.00	0.5	0.25	4.3	3T	9C	4	5	8	2C	9C
Green	6	1	2	1	1	1	3	1.8	0.3	0.5	0.25	0.3	0.25	1.3	1C	4C	0C	0C	1C	2C	3C
Novak	6	1	0	0	0	0	0	6.0	1.0	0.0	0.00	0.0	0.00	0.0	3	3	0T	0T	2	0T	8
SPURS	265	48	23	9	19	10	110	244.2	41.7	17.8	7.33	14.3	5.83	94.3	67	124	39	54	75	51	152
OPPONENTS	265	50	24	12	17	7	104	244.2	42.3	19.3	7.33	13.7	4.83	97.5	58	111	49	51	63	40	141



## MEMPHIS GRIZZLIES 2011 WESTERN CONFERENCE SEMIFINALS VS. OKLAHOMA CITY THUNDER

PLAYER	G	GS	MIN	- FIELD GOALS -			- 3-POINT FG -			- FREE THROWS -			- REBOUNDS -			AST	PF	DQ	STL	TO	BLK	PTS	AVG
				FG	FGA	PCT	FG	FGA	PCT	FT	FTA	PCT	OFF	DEF	TOT								
Randolph	7	7	292	52	128	.406	1	3	.333	55	67	.821	32	54	86	11	24	0	6	15	7	160	22.9
Conley	7	7	277	39	102	.382	9	25	.360	24	27	.889	4	19	23	46	18	1	9	17	2	111	15.9
Gasol	7	7	276	40	81	.494	0	2	.000	30	41	.732	21	51	72	16	21	0	11	13	19	110	15.7
Mayo	7	2	229	34	85	.400	12	33	.364	13	15	.867	9	20	29	21	22	1	8	9	4	93	13.3
Allen	7	7	190	22	54	.407	1	4	.250	15	24	.625	10	12	22	8	25	0	11	13	3	60	8.6
Arthur	7	0	102	17	45	.378	1	1	1.000	9	12	.750	6	6	12	4	18	0	5	6	3	44	6.3
Young	7	5	123	19	49	.388	0	4	.000	1	2	.500	5	9	14	1	8	0	3	3	1	39	5.6
Battier	7	0	177	14	36	.389	2	12	.167	3	5	.600	12	15	27	7	14	0	3	3	4	33	4.7
Vasquez	7	0	80	11	25	.440	2	6	.333	7	7	1.000	2	8	10	14	6	0	3	4	1	31	4.4
Powe	2	0	8	1	3	.333	0	0	---	3	4	.750	1	2	3	0	0	0	0	0	0	5	2.5
Haddadi	5	0	21	3	9	.333	0	1	.000	5	6	.833	3	4	7	0	4	0	0	1	5	11	2.2
Smith	3	0	5	0	1	.000	0	0	---	0	0	---	0	1	1	1	0	0	1	1	0	0	0.0
GRIZZLIES	7	-	1780	252	618	.408	28	91	.308	165	210	.786	105	201	306	129	160	2	60	88	49	697	99.6
THUNDER	7	-	1780	255	567	.450	47	146	.322	168	206	.816	92	226	318	130	179	3	50	113	53	725	103.6

PLAYER	SINGLE-GAME HIGHS						AVERAGE PER GAME						- CAREER HIGHS (C=SET, T=TIED THIS SERIES) -								
	MIN	REB	AST	ST	TO	BL	PTS	MIN	REB	AST	STL	TO	BLK	PTS	FG	FGA	FT	FTA	REB	AST	PTS
Randolph	56	21	3	3	5	2	34	41.7	12.3	1.6	0.86	2.1	1.00	22.9	12T	25C	16C	17C	21C	6	34C
Conley	47	5	12	2	4	1	24	39.6	3.3	6.6	1.29	2.4	0.29	15.9	10C	20	11C	12C	7	12C	24C
Gasol	57	21	4	3	6	5	26	39.4	10.3	2.3	1.57	1.9	2.71	15.7	11C	20C	8T	12C	21C	4C	26C
Mayo	42	6	5	4	3	2	18	32.7	4.1	3.0	1.14	1.3	0.57	13.3	7C	18C	4T	6	6C	5C	18C
Allen	33	5	2	4	4	1	10	27.1	3.1	1.1	1.57	1.9	0.43	8.6	7	13T	6C	10C	5T	3	15
Arthur	20	4	2	2	3	1	9	14.6	1.7	0.6	0.71	0.9	0.43	6.3	7	10	3C	4C	6	2C	14
Young	26	4	1	1	2	1	12	17.6	2.0	0.1	0.43	0.4	0.14	5.6	7	13	3	4	6	1T	18
Battier	39	5	3	2	1	2	11	25.3	3.9	1.0	0.43	0.4	0.57	4.7	7	12	6	6	9	7	23
Vasquez	27	4	3	2	2	1	14	11.4	1.4	2.0	0.43	0.6	0.14	4.4	4T	12C	5C	5C	4C	3T	14C
Powe	6	2	0	0	0	0	3	4.0	1.5	0.0	0.00	0.0	0.00	2.5	6	8	9	13	8	1	21
Haddadi	7	2	0	0	1	2	5	4.2	1.4	0.0	0.00	0.2	1.00	2.2	2C	4C	5C	6C	2C	0T	5C
Smith	4	1	1	1	1	0	0	1.7	0.3	0.3	0.33	0.3	0.00	0.0	2	2	0T	0T	1T	1T	4
GRIZZLIES	315	55	24	11	19	9	123	254.3	43.7	18.4	8.57	12.6	7.00	99.6	45	111C	37C	44C	55C	26	123C
OPPONENTS	315	54	25	11	18	11	133	254.3	45.4	18.6	7.14	16.1	7.57	103.6	43T	95C	42C	50C	54C	28	133C

## OKLAHOMA CITY THUNDER 2011 WESTERN CONFERENCE SEMIFINALS VS. MEMPHIS GRIZZLIES

PLAYER	G	GS	MIN	- FIELD GOALS -			- 3-POINT FG -			- FREE THROWS -			- REBOUNDS -			AST	PF	DQ	STL	TO	BLK	PTS	AVG
				FG	FGA	PCT	FG	FGA	PCT	FT	FTA	PCT	OFF	DEF	TOT								
Durant	7	7	290	61	136	.449	14	42	.333	49	61	.803	7	57	64	10	19	0	5	16	7	185	26.4
Westbrook	7	7	262	59	142	.415	5	15	.333	45	50	.900	13	24	37	53	24	1	12	34	3	168	24.0
Harden	7	0	226	30	62	.484	10	34	.294	27	31	.871	5	28	33	29	17	0	9	13	7	97	13.9
Ibaka	7	7	186	28	56	.500	0	0	---	8	11	.727	17	20	37	1	30	0	1	6	19	64	9.1
Collison	7	0	177	18	32	.563	0	0	---	9	11	.818	16	27	43	4	26	0	8	4	6	45	6.4
Cook	7	0	96	12	32	.375	8	26	.308	4	4	1.000	1	12	13	1	7	0	1	4	0	36	5.1
Maynor	7	0	94	10	30	.333	5	11	.455	8	10	.800	4	6	10	20	7	0	6	8	0	33	4.7
Perkins	7	7	214	11	25	.440	0	0	---	7	13	.538	19	26	45	5	27	2	12	5	29	41	7.7
Robinson	2	0	6	2	4	.500	2	4	.500	2	2	1.000	0	0	0	0	1	0	0	0	0	8	4.0
Sefolosha	7	7	136	11	25	.440	1	12	.083	5	5	1.000	4	12	16	5	7	0	3	10	2	28	4.0
Mohammed	7	0	86	11	21	.524	0	0	---	4	8	.500	6	13	19	0	14	0	3	3	4	26	3.7
Ivey	2	0	6	2	2	1.000	2	2	1.000	0	0	---	0	1	1	1	0	0	0	0	0	6	3.0
THUNDER	7	-	1780	255	567	.450	47	146	.322	168	206	.816	92	226	318	130	179	3	50	113	53	725	103.6
GRIZZLIES	7	-	1780	252	618	.408	28	91	.308	165	210	.786	105	201	306	129	160	2	60	88	49	697	99.6

PLAYER	- SINGLE-GAME HIGHS -						- AVERAGE PER GAME -						- CAREER HIGHS (C=SET, T=TIED THIS SERIES) -								
	MIN	REB	AST	ST	TO	BL	PTS	MIN	REB	AST	STL	TO	BLK	PTS	FG	FGA	FT	FTA	REB	AST	PTS
Durant	57	13	3	4	5	3	39	41.4	9.1	1.4	0.71	2.3	1.00	26.4	14	27	18	19	19	6	41
Westbrook	51	10	14	3	7	2	40	37.4	5.3	7.6	1.71	4.9	0.43	24.0	15C	33C	14	18	10C	14C	40C
Harden	49	7	7	4	3	3	21	32.3	4.7	4.1	1.29	1.9	0.10	13.9	7	11T	11C	11C	9	7C	23
Ibaka	43	11	1	1	3	6	16	26.6	5.3	0.1	0.14	0.9	2.71	9.1	8	15	10	10	16	2	22
Collison	35	12	1	2	2	3	9	25.3	6.1	0.6	1.14	0.6	0.86	6.4	6	9	3T	7	12T	3	15
Cook	24	5	1	1	2	0	18	13.7	1.9	0.1	0.14	0.6	0.00	5.1	7	12	2T	2T	5T	2	20
Maynor	23	2	9	3	2	0	15	13.4	1.4	2.9	0.86	1.1	0.00	4.7	6C	9	6	7	3	9C	15C
Perkins	35	13	2	1	3	2	6	30.6	6.4	0.7	0.29	1.7	0.71	4.1	8	13	6	9	19	4	18
Robinson	4	0	1	0	0	0	5	3.0	0.0	0.5	0.00	0.00	0.00	4.0	4	10	3	4	4	4	13
Sefolosha	28	6	2	2	3	1	6	19.4	2.3	0.7	0.43	1.4	0.29	4.0	6	10	5	8	8	3	12
Mohammed	22	6	0	2	1	2	10	12.3	2.7	0.0	0.43	0.4	0.57	3.7	8	11	8	10	15	1	19
Ivey	4	1	1	0	0	0	3	3.0	0.5	0.5	0.00	0.00	0.00	3.0	2	3	2	2	2	1T	5
THUNDER	315	54	25	11	18	11	133	254.3	45.4	18.6	7.14	16.1	7.57	103.6	52	107	47	62	71	38	133C
OPPONENTS	315	55	24	11	19	9	123	254.3	43.7	18.4	8.57	12.6	7.00	99.6	59	114	57	64	69	36	151

INTRO

PLAYERS

EXECUTIVE

BASKETBALL  
OPSBUSINESS  
OPS

MEDIA

COMMUNITY

HISTORY

PLAYOFFS

REVIEW

OPONENTS

NBA

FEDERATION

AT A GLANCE



# PLAYOFFS

## MEMPHIS GRIZZLIES 2006 FIRST ROUND VS. DALLAS MAVERICKS

PLAYER	G	GS	MIN	- FIELD GOALS -			- 3-POINT FG -			- FREE THROWS -			- REBOUNDS -			AST	PF	DQ	STL	TO	BLK	PTS	AVG
				FG	FGA	PCT	FG	FGA	PCT	FT	FTA	PCT	OFF	DEF	TOT								
Gasol	4	4	158	29	67	.433	0	1	.000	23	30	.767	4	23	27	12	11	0	2	11	5	81	20.3
E. Jones	4	3	119	14	29	.483	3	7	.429	10	15	.667	3	8	11	10	10	0	3	1	1	41	10.3
Atkins	4	4	103	15	37	.405	4	11	.364	5	8	.625	0	3	3	12	15	1	2	4	0	39	9.8
Miller	4	1	107	12	30	.400	1	8	.125	9	9	1.000	1	14	15	7	11	0	2	8	2	34	8.5
Jackson	4	0	100	12	29	.414	4	11	.364	5	7	.714	0	8	8	5	7	0	1	14	0	33	8.3
Wright	4	0	86	11	18	.611	0	0	---	7	10	.700	11	9	20	3	9	0	0	5	4	29	7.3
Warrick	3	1	43	4	16	.250	0	1	.000	12	14	.857	1	6	7	0	7	0	1	4	0	20	6.7
Battier	4	4	129	10	20	.500	2	7	.286	2	6	.333	7	16	23	2	16	0	4	8	2	24	6.0
D. Jones	4	0	46	5	7	.714	0	0	---	7	10	.700	1	6	7	0	7	0	1	2	0	17	4.3
Tsakalidis	4	3	59	6	10	.600	0	0	---	1	2	.500	4	7	11	2	13	0	1	7	1	13	3.3
Burks	2	0	13	1	1	1.000	0	0	---	1	2	.500	0	1	1	2	2	0	1	0	0	3	1.5
Cardinal	3	0	22	1	2	.500	1	2	.500	0	0	---	1	3	4	1	2	0	1	0	0	3	1.0
GRIZZLIES	4	-	985	120	266	.451	15	48	.313	82	113	.726	33	104	137	56	110	1	19	64	15	337	84.3
MAVERICKS	4	-	985	139	307	.453	21	59	.356	94	110	.855	55	117	172	73	112	0	27	51	18	393	98.3

PLAYER	----- SINGLE-GAME HIGHS -----							----- AVERAGE PER GAME -----							- CAREER HIGHS (C=SET, T=TIED THIS SERIES) -							
	MIN	REB	AST	ST	TO	BL	PTS	MIN	REB	AST	STL	TO	BLK	PTS	FG	FGA	FT	FTA	REB	AST	PTS	
Gasol	41	7	5	1	4	2	25	39.5	6.8	3.0	0.50	2.8	1.25	20.3	13	26	8T	11C	16	5T	28	
E. Jones	48	6	5	2	1	1	16	29.8	2.8	2.5	0.75	0.3	0.25	10.3	12	21	10	14	11	8	32	
Atkins	36	2	4	1	2	0	20	25.8	0.8	3.0	0.50	1.0	0.00	9.8	8T	17	9	9	7	8	23	
Miller	38	5	2	1	3	2	10	26.8	3.8	1.8	0.50	2.0	0.50	8.5	9	18	5C	5C	6	5	22	
Jackson	33	4	4	1	5	0	12	25.0	2.0	1.3	0.25	3.5	0.00	8.3	10	20	5	8	11	6	26	
Wright	40	10	2	0	2	3	10	21.5	5.0	0.8	0.00	1.3	1.00	7.3	7	13	5	5	10C	3	17	
Warrick	18	4	0	1	2	0	11	14.3	2.3	0.0	0.33	1.3	0.00	6.7	2C	7C	7C	8C	4C	0C	11C	
Battier	43	7	1	3	4	2	10	32.3	5.8	0.5	1.00	2.0	0.50	6.0	4T	9	7	2	4	9	3	10T
D. Jones	20	3	0	1	1	0	8	11.5	1.8	0.0	0.25	0.5	0.00	4.3	5	10	3C	6C	5	1	14	
Tsakalidis	27	8	2	1	2	1	11	14.8	2.8	0.5	0.25	1.8	0.25	3.3	5C	8C	2	2T	12	2C	11C	
Burks	8	1	1	1	0	0	3	6.5	0.5	1.0	0.50	0.0	0.00	1.5	1C	1C	1C	2C	1C	1T	3C	
Cardinal	10	3	1	1	0	0	3	7.3	1.3	0.3	0.33	0.0	0.00	1.0	4	12	5	7	6	1T	13	
GRIZZLIES	265	42	16	8	20	5	93	246.3	34.3	14.0	4.75	16.0	3.75	84.3	45	94	24	30C	46	26	115	
OPPONENTS	265	50	21	12	14	6	103	246.3	43.0	18.3	6.75	12.8	4.50	98.3	43	93	36	49	53	28	123	

## DALLAS MAVERICKS 2006 FIRST ROUND VS. MEMPHIS GRIZZLIES

PLAYER	G	GS	MIN	- FIELD GOALS -			- 3-POINT FG -			- FREE THROWS -			- REBOUNDS -			AST	PF	DQ	STL	TO	BLK	PTS	AVG
				FG	FGA	PCT	FG	FGA	PCT	FT	FTA	PCT	OFF	DEF	TOT								
Nowitzki	4	4	165	42	83	.506	8	19	.421	33	38	.868	6	25	31	12	12	0	3	5	2	125	31.3
Terry	4	4	147	26	62	.419	4	17	.235	14	16	.875	3	12	15	22	12	0	3	7	0	70	17.5
Howard	4	4	126	23	47	.489	6	12	.500	13	15	.867	4	18	22	7	16	0	4	7	1	65	16.3
Stackhouse	4	0	118	15	42	.357	2	9	.222	15	17	.882	4	6	10	8	11	0	2	8	0	47	11.8
Dampier	4	0	111	8	23	.348	0	0	---	10	12	.833	19	16	35	2	14	0	3	2	9	26	6.5
Griffin	4	4	100	10	18	.556	0	0	---	1	1	1.000	11	9	20	10	9	0	6	3	0	21	5.3
Daniels	3	0	57	6	12	.500	1	1	1.000	0	0	---	1	7	8	7	7	0	2	3	0	13	4.3
Harris	4	0	52	7	13	.538	0	0	---	3	5	.600	1	3	4	5	8	0	2	5	0	17	4.3
Mbenga	2	0	11	1	2	.500	0	0	---	2	2	1.000	1	4	5	0	3	0	0	2	1	4	2.0
Armstrong	2	0	6	0	2	.000	0	1	.000	2	2	1.000	0	2	2	0	1	0	0	1	0	2	1.0
Dip	4	4	77	1	2	.500	0	0	---	1	2	.500	5	15	20	0	16	0	2	4	5	3	0.8
Powell	2	0	14	0	1	.000	0	0	---	0	0	---	0	0	0	0	3	0	0	1	0	0	0.0
MAVERICKS	4	-	985	139	307	.453	21	59	.356	94	110	.855	55	117	172	73	112	0	27	51	18	393	98.3
GRIZZLIES	4	-	985	120	266	.451	15	48	.313	82	113	.726	33	104	137	56	110	1	19	64	15	337	84.3

PLAYER	----- SINGLE-GAME HIGHS -----							----- AVERAGE PER GAME -----							- CAREER HIGHS (C=SET, T=TIED THIS SERIES) -						
	MIN	REB	AST	ST	TO	BL	PTS	MIN	REB	AST	STL	TO	BLK	PTS	FG	FGA	FT	FTA	REB	AST	PTS
Nowitzki	48	11	5	2	2	1	36	41.3	7.8	3.0	0.75	1.3	0.50	31.3	16	28	21	24	21	9	46
Terry	46	6	9	1	3	0	22	36.8	3.8	5.5	0.75	1.8	0.00	17.5	13	25	12	12	9	9C	36
Howard	38	9	2	3	3	1	24	31.5	5.5	1.8	1.00	1.8	0.25	16.3	13	21	11	11	14	4	29
Stackhouse	34	5	5	1	3	0	19	29.5	2.5	2.0	0.50	2.0	0.00	11.8	11	22	11	13	11	8	31
Dampier	33	12	1	2	1	3	12	27.8	8.8	0.5	0.75	0.5	0.25	6.5	7	8T	4C	6C	14	2	15
Griffin	31	9	4	4	1	0	6	25.0	5.0	2.5	1.50	0.8	0.00	5.3	7	12	2	2	9C	4C	15
Daniels	26	4	3	2	2	0	13	19.0	2.7	2.3	0.67	1.0	0.00	4.3	10	20	6	7	11	5	22
Harris	19	1	3	2	3	0	7	13.0	1.0	1.3	0.50	1.3	0.00	4.3	7	14	10	11	6	6	24
Mbenga	7	3	0	0	1	1	2	5.5	2.5	0.0	0.00	1.0	0.50	2.0	1C	1T	2C	3C	0T	0C	2C
Armstrong	5	2	0	0	1	0	2	3.0	1.0	0.0	0.00	0.5	0.00	1.0	6	14	9	10	10	8	21
Dip	24	8	0	2	2	2	3	19.3	5.0	0.0	0.50	1.0	1.25	0.8	3	3	2	2T	8C	0T	8
Powell	10	0	0	0	1	0	0	7.0	0.0	0.0	0.00	0.5	0.00	0.0	0T	1T	0T	0T	0T	0T	0T
MAVERICKS	265	50	21	12	14	6	103	246.3	43.0	18.3	6.75	12.8	4.50	98.3	59	112	49	55	58	36	151
OPPONENTS	265	42	16	8	20	5	93	246.3	34.3	14.0	4.75	16.0	3.75	84.3	57	108	40	48	68	38	137



## MEMPHIS GRIZZLIES 2005 FIRST ROUND VS. PHOENIX SUNS

PLAYER	G	GS	MIN	- FIELD GOALS -			- 3-POINT FG -			- FREE THROWS -			- REBOUNDS -			AST	PF	DQ	STL	TO	BLK	PTS	AVG
				FG	FGA	PCT	FG	FGA	PCT	FT	FTA	PCT	OFF	DEF	TOT								
Gasol	4	4	133	39	80	.488	1	1	1.000	6	12	.500	15	15	30	10	12	0	2	7	7	85	21.3
Williams	4	4	114	28	53	.528	10	21	.476	2	2	1.000	1	8	9	21	7	0	6	8	0	68	17.0
Miller	4	4	110	18	37	.486	8	17	.471	4	4	1.000	0	10	10	11	7	0	0	5	3	48	12.0
Posey	4	0	100	11	25	.440	7	15	.467	10	13	.769	1	12	13	4	14	0	2	5	1	39	9.8
Swift	3	0	48	12	20	.600	0	0	---	4	7	.571	7	7	14	1	3	0	1	2	0	28	9.3
Wright	4	4	85	16	28	.571	0	0	---	1	2	.500	6	14	20	9	10	0	1	2	1	33	8.3
Jones	3	0	71	8	21	.381	3	5	.600	3	4	.750	2	7	9	1	8	0	1	2	0	22	7.3
Battier	4	4	119	13	31	.419	1	7	.143	2	5	.400	10	17	27	6	14	0	2	4	4	29	7.3
Wells	2	0	25	4	9	.444	0	0	---	6	6	1.000	0	4	4	3	1	0	2	1	1	14	7.0
Cardinal	4	0	78	9	23	.391	0	4	.000	8	11	.727	2	10	12	2	11	0	3	1	0	26	6.5
Watson	4	0	74	8	24	.333	1	9	.111	2	2	1.000	3	7	10	15	11	0	3	2	1	19	4.8
Burks	1	0	3	0	0	---	0	0	---	0	0	---	0	0	0	1	0	0	0	0	0	0	0.0
GRIZZLIES	4	-	960	166	351	.473	31	79	.392	48	68	.706	47	111	158	84	98	0	23	43	18	411	102.8
SUNS	4	-	960	159	316	.503	42	92	.457	95	128	.742	42	130	172	95	70	0	19	44	31	455	113.8

PLAYER	SINGLE-GAME HIGHS							AVERAGE PER GAME							- CAREER HIGHS (G=SET, T=TIED THIS SERIES) -						
	MIN	REB	AST	ST	TO	BL	PTS	MIN	REB	AST	STL	TO	BLK	PTS	FG	FGA	FT	FTA	REB	AST	PTS
Gasol	39	16	5	1	2	4	28	33.3	7.5	2.5	0.50	1.8	1.75	21.3	13C	26C	8	8	16C	5C	28C
Williams	31	4	8	2	3	0	21	28.5	2.3	5.3	1.50	2.0	0.00	17.0	9C	16	5	5	8	8T	21C
Miller	33	3	5	0	2	2	19	27.5	2.5	2.8	0.00	1.3	0.75	12.0	9	18	4	4	6	5T	22C
Posey	28	5	2	2	3	1	12	25.0	3.3	1.0	0.50	1.3	0.25	9.8	6	13	8	8	11	2T	20
Swift	22	8	1	1	1	0	13	16.0	4.7	0.3	0.33	0.7	0.00	9.3	6C	9T	4	4T	8C	1T	13C
Wright	30	8	3	1	1	1	14	21.3	5.0	2.3	0.25	0.5	0.25	8.3	7C	13	5	5	9	3C	17
Jones	34	5	1	1	2	0	14	23.7	3.0	0.3	0.33	0.7	0.00	7.3	5C	10C	2C	2C	5C	1C	14C
Battier	36	9	3	2	2	2	10	29.8	6.8	1.5	0.50	1.0	1.00	7.3	4C	9C	2T	4C	9C	3C	10C
Wells	16	2	3	2	1	1	8	12.5	2.0	1.5	1.00	0.5	0.50	7.0	16	24	9	12	10	7	45C
Cardinal	33	6	1	3	1	0	13	19.5	3.0	0.5	0.75	0.3	0.00	6.5	4C	12C	5C	7C	6C	1C	13C
Watson	20	4	5	1	1	1	11	18.5	2.5	3.8	0.75	0.5	0.25	4.8	5	9	3	3	4T	5C	13
Burks	3	0	1	0	0	0	0	3.0	0.0	1.0	0.00	0.0	0.00	0.0	0C	0C	0C	0C	0C	1C	0C
GRIZZLIES	240	46	26	9	13	8	115	240.0	39.5	21.0	5.75	10.8	4.50	102.8	45C	94C	24	28	46C	26C	115C
OPPONENTS	240	49	28	6	20	10	123	240.0	43.0	23.8	4.75	11.0	7.75	113.8	43C	93C	36C	49C	53	28C	123C

## PHOENIX SUNS 2005 FIRST ROUND VS. MEMPHIS GRIZZLIES

PLAYER	G	GS	MIN	- FIELD GOALS -			- 3-POINT FG -			- FREE THROWS -			- REBOUNDS -			AST	PF	DQ	STL	TO	BLK	PTS	AVG
				FG	FGA	PCT	FG	FGA	PCT	FT	FTA	PCT	OFF	DEF	TOT								
Stoudemire	4	4	148	27	54	.500	0	0	---	37	50	.740	7	29	36	7	17	0	4	9	10	91	22.8
Marion	4	4	164	36	65	.554	5	13	.385	8	13	.615	12	38	50	10	12	0	4	8	9	85	21.3
Johnson	4	4	171	29	54	.537	9	17	.529	14	19	.737	5	17	22	14	7	0	2	3	2	81	20.3
Nash	4	4	149	20	46	.435	6	14	.429	14	16	.875	2	12	14	45	7	0	2	16	0	60	15.0
Richardson	4	4	145	19	45	.422	10	24	.417	12	17	.706	6	13	19	7	10	0	6	3	2	60	15.0
Jackson	4	0	85	15	31	.484	10	20	.500	4	5	.800	3	8	11	7	7	0	0	1	1	44	11.0
Hunter	4	0	69	11	17	.647	0	0	---	6	8	.750	5	10	15	2	8	0	0	2	7	28	7.0
McCarty	1	0	3	1	1	1.000	1	1	1.000	0	0	---	0	0	0	0	1	0	0	0	0	3	3.0
Barbosa	4	0	26	1	3	.333	1	3	.333	0	0	---	2	3	5	3	1	0	0	1	0	3	0.8
SUNS	4	-	960	159	316	.503	42	92	.457	95	128	.742	42	130	172	95	70	0	19	44	31	455	113.8
OPPONENTS	4	-	960	166	351	.473	31	79	.392	48	68	.706	47	111	158	84	98	0	23	43	18	411	102.8

PLAYER	- SINGLE-GAME HIGHS -							- AVERAGE PER GAME -							- CAREER HIGHS (G=SET, T=TIED THIS SERIES) -						
	MIN	REB	AST	ST	TO	BL	PTS	MIN	REB	AST	STL	TO	BLK	PTS	FG	FGA	FT	FTA	REB	AST	PTS
Stoudemire	41	10	3	1	4	5	34	37.0	9.0	1.8	1.00	2.3	2.50	22.8	11.7	2.3	5.5	1.30	2.9	3.24	29.5
Marion	43	13	4	3	4	4	26	41.0	12.5	2.5	1.25	2.0	2.25	21.3	14.6	2.9	3.5	1.46	2.3	2.63	24.9
Johnson	45	8	6	1	3	1	25	42.8	5.5	3.5	0.50	0.8	0.50	20.3	6.2	3.9	2.0	0.56	0.8	0.56	22.7
Nash	41	5	15	1	7	0	24	37.3	3.5	11.3	0.50	4.0	0.00	15.0	4.5	14.5	2.3	0.64	5.2	0.00	19.3
Richardson	39	5	3	2	2	1	22	36.3	4.8	1.8	1.50	0.8	0.50	15.0	6.3	2.3	3.3	1.99	1.0	0.66	19.9
Jackson	27	4	3	0	1	1	19	21.3	2.8	1.8	0.00	0.3	0.25	11.0	6.2	4.0	4.0	0.00	0.6	0.56	24.8
Hunter	20	6	1	0	1	2	16	17.3	3.8	0.5	0.00	0.5	1.75	7.0	10.4	1.4	5.6	0.00	1.4	4.87	19.5
McCarty	3	0	0	0	0	0	3	3.0	0.0	0.0	0.00	0.0	0.00	3.0	0.0	0.0	16.0	0.00	0.00	0.00	48.0
Barbosa	12	2	1	0	1	0	3	6.5	1.3	0.8	0.00	0.3	0.00	0.8	9.2	5.5	1.8	0.00	1.8	0.00	5.5
SUNS	240	49	28	6	20	10	123	240.0	43.0	23.8	4.75	11.0	7.75	113.8	43.0	23.8	17.5	4.75	11.0	7.75	113.8
OPPONENTS	240	46	26	9	13	8	115	240.0	39.5	21.0	5.75	10.8	4.50	102.8	39.5	21.0	24.5	5.75	10.8	4.50	102.8





# PLAYOFFS

## MEMPHIS GRIZZLIES 2004 FIRST ROUND VS. SAN ANTONIO SPURS

PLAYER	G	GS	MIN	- FIELD GOALS -			- 3-POINT FG -			- FREE THROWS -			- REBOUNDS -			AST	PF	DQ	STL	TO	BLK	PTS	AVG
				FG	FGA	PCT	FG	FGA	PCT	FT	FTA	PCT	OFF	DEF	TOT								
Gasol	4	4	134	28	49	.571	0	0	---	18	20	.900	4	16	20	10	10	0	4	5	6	74	18.5
Posey	4	4	130	15	37	.405	1	6	.167	19	21	.905	8	14	22	4	13	0	9	6	2	50	12.5
Wells	4	0	94	19	37	.514	0	1	.000	9	14	.643	2	10	12	4	8	0	4	9	1	47	11.8
Williams	4	4	130	15	46	.326	6	21	.286	7	7	1.000	1	8	9	18	10	0	2	7	0	43	10.8
Miller	4	4	98	12	34	.353	5	13	.385	1	3	.333	0	12	12	3	4	0	5	5	0	30	7.5
Swift	4	0	74	9	26	.346	0	0	---	6	8	.750	6	13	19	3	6	0	3	3	6	24	6.0
Wright	4	4	100	10	23	.435	0	0	---	2	6	.333	5	12	17	2	15	0	4	5	2	22	5.5
Battier	4	0	69	6	15	.400	3	7	.429	4	6	.667	6	6	12	1	17	0	0	4	1	19	4.8
Watson	4	0	62	8	15	.533	0	3	.000	3	3	1.000	4	5	9	7	8	0	5	6	0	19	4.8
Tsakalidis	1	0	3	0	0	---	0	0	---	2	2	1.000	0	0	0	0	0	0	0	0	0	2	2.0
Humphrey	3	0	5	1	1	1.000	0	0	---	0	0	---	1	1	2	0	0	0	0	0	0	2	0.7
Outlaw	4	0	61	0	7	.000	0	0	---	2	4	.500	1	3	4	6	9	0	2	3	2	2	0.5
GRIZZLIES	4		960	123	290	.424	15	51	.294	73	94	.777	38	100	138	58	100	0	38	57	20	334	83.5
SPURS	4		960	146	288	.507	31	65	.477	67	101	.663	46	122	168	87	81	0	30	65	25	390	97.5

PLAYER	----- SINGLE-GAME HIGHS -----							----- AVERAGE PER GAME -----							- CAREER HIGHS (G=SET, T=TIED THIS SERIES) -						
	MIN	REB	AST	ST	TO	BL	PTS	MIN	REB	AST	STL	TO	BLK	PTS	FG	FGA	FT	FTA	REB	AST	PTS
Gasol	37	11	3	2	3	2	22	33.5	5.0	2.5	1.00	1.3	1.50	18.5	10C	15C	8C	8C	11C	3C	22C
Posey	38	11	2	3	3	1	20	32.5	5.5	1.0	2.25	1.5	0.50	12.5	6C	13C	8C	8C	11C	2C	20C
Wells	26	5	2	2	4	1	16	23.5	3.0	1.0	1.00	2.3	0.25	11.8	16	24	9	12	10	7	45
Williams	35	4	8	1	4	0	16	32.5	2.3	4.5	0.50	1.8	0.00	10.8	8	16	5C	5C	8	8C	20
Miller	27	5	1	2	2	0	12	24.5	3.0	0.8	1.25	1.3	0.00	7.5	9	18	4	4	6	5	22
Swift	22	7	1	2	3	3	9	18.5	4.8	0.8	0.75	0.8	1.50	6.0	4C	9C	4C	4C	7C	1C	9C
Wright	28	6	1	2	2	2	8	25.0	4.3	0.5	1.00	1.3	0.50	5.5	6	13	5	5	9	17	17
Battier	21	4	1	0	2	1	6	17.3	3.0	0.3	0.00	1.0	0.25	4.8	2C	5C	2C	2C	4C	1C	6C
Watson	21	4	3	2	2	0	13	15.5	2.3	1.8	1.25	1.5	0.00	4.8	5C	9C	3C	3C	4C	3C	13C
Tsakalidis	3	0	0	0	3	0	2	3.0	0.0	0.0	0.00	3.0	0.00	2.0	3	6	2C	2C	12	0T	6
Humphrey	3	2	0	0	0	0	2	1.7	0.7	0.0	0.00	0.0	0.00	0.7	1C	1C	0C	0C	2C	0C	2C
Outlaw	22	2	4	2	2	1	1	15.3	1.0	1.5	0.50	0.8	0.50	0.5	8	10	3	6	14	4C	17
GRIZZLIES	240	38	19	12	20	8	97	240.0	34.5	14.5	9.50	14.3	5.00	83.5	38C	78C	24C	28C	38C	19C	97C
OPPONENTS	240	53	26	9	18	8	110	240.0	42.0	21.8	7.50	16.3	6.25	97.5	41C	77C	25C	34C	53C	26C	110C

## SAN ANTONIO SPURS 2004 FIRST ROUND VS. MEMPHIS GRIZZLIES

PLAYER	G	GS	MIN	- FIELD GOALS -			- 3-POINT FG -			- FREE THROWS -			- REBOUNDS -			AST	PF	DQ	STL	TO	BLK	PTS	AVG
				FG	FGA	PCT	FG	FGA	PCT	FT	FTA	PCT	OFF	DEF	TOT								
Duncan	4	4	154	40	68	.588	0	0	---	17	30	.567	10	30	40	12	13	0	2	14	10	97	24.3
Parker	4	4	148	29	55	.527	11	16	.688	15	22	.682	0	8	8	34	4	0	3	13	0	84	21.0
Horry	4	0	100	16	26	.615	6	10	.600	6	6	1.000	14	19	33	5	14	0	3	4	2	44	11.0
Ginobili	4	0	107	11	30	.367	2	12	.167	18	21	.857	4	12	16	9	9	0	6	10	1	42	10.5
Turkoglu	4	4	133	13	31	.419	6	14	.429	8	12	.667	2	21	23	8	9	0	5	9	1	40	10.0
Bowen	4	4	129	13	28	.464	4	10	.400	2	8	.250	3	12	15	7	11	0	1	4	2	32	8.0
Nesterovic	4	4	93	11	21	.524	0	0	---	0	0	---	9	15	24	6	13	0	1	2	7	22	5.5
Hart	4	0	41	8	14	.571	0	0	---	0	0	---	0	2	2	1	4	0	4	1	0	16	4.0
Ward	3	0	7	2	2	1.000	2	2	1.000	0	0	---	0	0	0	1	0	0	1	1	0	6	2.0
Rose	4	0	31	2	7	.286	0	0	---	0	0	---	4	1	5	3	4	0	3	7	2	4	1.0
Willis	3	0	6	1	2	.500	0	0	---	0	0	---	0	1	1	0	0	0	1	0	0	2	0.7
Brown	3	0	11	0	4	.000	0	1	.000	1	2	.500	0	1	1	1	0	0	0	0	0	1	0.3
SPURS	4	-	960	146	288	.507	31	65	.477	67	101	.663	46	122	168	87	81	0	30	65	25	390	97.5
OPPONENTS	4	-	960	123	290	.424	15	51	.294	73	94	.777	38	100	138	58	100	0	38	57	20	334	83.5

PLAYER	----- SINGLE-GAME HIGHS -----							----- AVERAGE PER GAME -----							- CAREER HIGHS (G=SET, T=TIED THIS SERIES) -						
	MIN	REB	AST	ST	TO	BL	PTS	MIN	REB	AST	STL	TO	BLK	PTS	FG	FGA	FT	FTA	REB	AST	PTS
Duncan	41	13	3	1	6	5	26	38.5	10.0	3.0	0.50	3.5	2.50	24.3	12.5	3.7	4.1	0.62	4.4	3.12	30.2
Parker	40	3	13	2	4	0	29	37.0	2.0	8.5	0.75	3.3	0.00	21.0	2.6	11.0	1.3	0.97	4.2	0.00	27.2
Horry	29	12	2	3	2	1	14	25.0	8.3	1.3	0.75	1.0	0.50	11.0	15.8	2.4	6.7	1.44	1.9	0.96	21.1
Ginobili	29	7	4	2	3	1	15	26.8	4.0	2.3	1.50	2.5	0.25	10.5	7.2	4.0	4.0	2.69	4.5	0.45	18.8
Turkoglu	34	7	3	3	5	1	18	33.3	5.8	2.0	1.25	2.3	0.25	10.0	8.3	2.9	3.2	1.80	3.2	0.36	14.4
Bowen	34	5	3	1	3	1	10	32.3	3.8	1.8	0.25	1.0	0.50	8.0	5.6	2.6	4.1	0.37	1.5	0.74	11.9
Nesterovic	27	7	3	1	2	3	8	23.3	6.0	1.5	0.25	0.5	1.75	5.5	12.4	3.1	6.7	0.52	1.0	3.61	11.4
Hart	17	2	1	2	1	0	6	10.3	0.5	0.3	1.00	0.3	0.00	4.0	2.3	1.2	4.7	4.68	1.2	0.00	18.7
Ward	4	0	1	1	1	0	6	2.3	0.0	0.3	0.33	0.3	0.00	2.0	0.0	6.9	0.0	6.86	6.9	0.00	41.1
Rose	15	5	3	2	3	2	4	7.8	1.3	0.8	0.75	1.8	0.50	1.0	7.7	4.6	6.2	4.65	10.8	3.10	6.2
Willis	3	1	0	1	0	0	2	2.0	0.3	0.0	0.33	0.0	0.00	0.7	8.0	0.0	0.00	0.00	0.00	0.00	16.0
Brown	5	1	1	0	0	0	1	3.7	0.3	0.3	0.00	0.0	0.00	0.3	4.4	4.4	0.0	0.00	0.00	0.00	4.4
SPURS	240	53	26	9	18	8	110	240.0	42.0	21.8	7.50	16.3	6.25	97.5	42.0	21.8	20.3	7.50	16.3	6.25	97.5
OPPONENTS	240	38	19	12	20	8	97	240.0	34.5	14.5	9.50	14.3	5.00	83.5	34.5	14.5	25.0	9.50	14.3	5.00	83.5

# SEASON REVIEW





# SEASON REVIEW

## 2018-19 MEMPHIS GRIZZLIES (33-49)



**Back Row, standing (L-R):** Chad Forcier, J.J. Outlaw, Kevin Burleson, Greg Buckner, Yuta Watanabe, Chandler Parsons, Joakim Noah, Tyler Zeller, Jonas Valanciunas, Justin Jackson Jr., Kyle Anderson, Bruno Caboclo, Ivan Rabb, Vitaly Potapenko, Nick Van Exel, Adam Mazarei  
**Front Row, sitting (L-R):** Jaren Holiday, Tyler Dorsey, Jevon Carter, Mike Conley, J.B. Bickerstaff, Delon Wright, Dillon Brooks, C.J. Miles, Julian Washburn

	--Field Goals--					--3-Point FG--			--Free Throws--			--Rebounds--											
Player	G	GS	Min	FG	FGA	Pct	FG	FGA	Pct	FT	FTA	Pct	Off	Def	Tot	Ass	PF	Dq	Stl	TO	Blk	Pts	Avg
Conley	70	70	2342	490	1120	.438	155	426	.364	343	406	.845	40	199	239	449	123	1	94	130	22	1478	21.1
Valanciunas	19	17	527	152	279	.545	5	18	.278	70	91	.769	52	151	203	41	64	0	6	51	30	379	19.9
Bradley	14	14	442	87	188	.463	28	73	.384	23	25	.920	8	36	44	56	34	0	14	28	0	225	16.1
Gasol	53	53	1788	303	683	.444	76	221	.344	152	201	.756	56	399	455	248	147	2	60	119	63	834	15.7
Jackson	58	56	1515	298	589	.506	51	142	.359	151	197	.766	73	199	272	64	220	6	52	98	82	798	13.8
Wright	26	11	802	115	265	.434	20	78	.256	66	89	.742	29	112	141	138	50	0	42	40	15	316	12.2
Zeller	4	1	82	16	28	.571	0	0	---	14	18	.778	9	9	18	3	16	1	1	4	3	46	11.5
Dorsey	21	11	447	75	175	.429	34	93	.366	22	35	.629	18	52	70	39	33	0	7	17	1	206	9.8
Green	41	4	900	151	312	.484	38	96	.396	63	80	.788	72	180	252	36	123	5	33	64	26	403	9.8
Holiday	44	39	1282	149	383	.389	65	195	.333	54	60	.900	27	127	154	61	85	0	54	57	15	417	9.5
Temple	49	49	1530	166	387	.429	74	210	.352	57	76	.750	18	134	152	69	134	1	50	54	25	463	9.4
Miles	13	0	294	42	105	.400	24	66	.364	13	14	.929	1	26	27	14	17	0	8	9	5	121	9.3
Caboclo	34	19	800	96	225	.427	48	130	.369	42	50	.840	42	116	158	50	81	0	14	38	33	282	8.3
Anderson	43	40	1281	150	276	.543	9	34	.265	37	64	.578	48	203	251	128	112	0	54	58	37	346	8.0
Mack	53	3	1204	161	389	.414	46	128	.359	53	75	.707	18	84	102	182	81	0	45	62	4	421	7.9
D. Brooks	18	0	330	49	122	.402	15	40	.375	22	30	.733	9	22	31	16	50	0	10	19	4	135	7.5
Parsons	25	3	496	68	182	.374	29	94	.309	22	25	.880	4	66	70	43	45	0	19	32	5	187	7.5
Noah	42	1	693	110	213	.516	0	1	.000	78	109	.716	58	180	238	89	96	1	20	50	31	298	7.1
M. Brooks	29	0	387	76	169	.450	15	54	.278	23	33	.697	12	33	45	25	33	0	9	21	4	190	6.6
Casspi	36	0	520	86	161	.534	15	43	.349	39	58	.672	17	98	115	26	35	0	20	23	9	226	6.3
Rabb	49	13	721	116	212	.547	3	15	.200	49	69	.710	70	136	206	54	90	0	17	35	14	284	5.8
Selden	32	0	455	65	161	.404	20	63	.317	22	29	.759	16	28	44	36	48	0	10	23	6	172	5.4
Carter	39	3	577	56	185	.303	34	102	.333	26	32	.813	14	52	66	69	55	0	26	33	11	172	4.4
Hannahs	2	0	26	3	12	.250	0	5	.000	2	2	1.000	0	1	1	5	1	0	1	1	0	8	4.0
Watanabe	15	0	174	15	51	.294	2	16	.125	7	10	.700	4	27	31	8	11	0	4	6	1	39	2.6
Washburn	18	3	254	16	48	.333	5	24	.208	3	4	.750	8	33	41	14	16	0	13	7	2	40	2.2
Harrison	1	0	5	1	2	.500	0	1	.000	0	0	---	0	0	0	0	1	0	0	0	0	2	2.0
Stephens	1	0	7	1	2	.500	0	0	---	0	0	---	0	0	0	0	0	0	1	1	0	2	2.0
GRIZZLIES	82	-	19880	3113	6924	.450	811	2368	.342	1453	1882	.772	723	2703	3426	1963	1801	17	684	1147	448	8490	103.5
OPPONENTS	82	-	19880	3083	6836	.451	951	2639	.360	1586	2023	.784	781	2883	3664	1920	1758	9	625	1249	402	8703	106.1

## QUICK FACTS

- The Grizzlies finished with a 33-49 record (.402), tied for 12th in the Western Conference and tied for third in the Southwest Division.
- Jaren Jackson Jr.** was named to the NBA All-Rookie First Team and was selected to the MTN DEW ICE Rising Stars Challenge as part of 2019 NBA All-Star Weekend.
- Mike Conley** earned his first career Western Conference Player of the Week award (March 4-10) and reclaimed his spot as the franchise's all-time leading scorer on March 27 vs. Golden State. At the end of the season, Conley received the NBA Sportsmanship Award for the third time in his career, tying the NBA record, and was named the 2018-19 Twyman-Stokes Teammate of the Year.
- Jonas Valanciunas** averaged 19.9 points, 10.7 rebounds, 2.2 assists and 1.58 blocks in 19 appearances with the Grizzlies after coming to Memphis in a midseason trade with the Toronto Raptors.
- Memphis tied the franchise's own NBA single-season record with 28 different players appearing in a game (also 28 during 2015-16 season). The Grizzlies also established a new NBA record with 19 different leading scorers.

## NBA STATISTICAL RANKINGS

Category	Memphis	Opponents	Category	Memphis	Opponents
Points per game	103.5	30th	Assists Per Game	23.94	19th
Field Goal Pct.	.450	23rd	Steals Per Game	8.34	6th
Free Throw Pct.	.772	15th	Turnovers Per Game	13.99	15th
3-Pt. Field Goal Pct.	.342	25th	Blocks Per Game	5.46	T-4th
Offensive Rebounds Per Game	8.82	29th	Personal Fouls Per Game	21.96	24th
Defensive Rebounds Per Game	32.96	26th	Disqualifications	15	27th
Rebounds Per Game	41.78	29th	Points Per Game Differential	-2.60	24th



Date	Opponent	Mem	Opp	Hm	Rd	Tot	Atten	Grizzlies Top Scorer	Grizzlies Top Rebounder	Opponent Top Scorer		
Oct 17	@ Indiana	L	83	111	0-0	0-1	17,923	Gasol	13 Green	7 Bogdanovic	19	
Oct 19	ATLANTA	W	131	117	1-0	0-1	17,019	Temple	30 Gasol,Jackson Jr.	7 Prince	28	
Oct 22	@ Utah	W	92	84	1-0	1-1	18,306	Conley	23 Gasol	13 Crowder	15	
Oct 24	@ Sacramento	L	92	97	1-0	1-2	2-2	14,198	Conley	27 Gasol	10 Hield	23
Oct 27	PHOENIX	W	117	96	2-0	1-2	3-2	15,926	Conley	19 Gasol	8 Ayton	24
Oct 30	WASHINGTON	W	107	95	3-0	1-2	4-2	14,106	Temple	20 Anderson	11 Wall	22
Nov 2	@ Utah	W	110	100	3-0	2-2	5-2	18,306	Conley	28 Gasol	10 Rubio	22
Nov 4	@ Phoenix	L	100	102	3-0	2-3	5-3	13,074	Mack	21 Gasol	8 Booker	25
Nov 5	@ Golden State	L	101	117	3-0	2-4	5-4	19,596	D. Brooks	18 Gasol	10 Thompson	29
Nov 7	DENVER	W	89	87	4-0	2-4	6-4	15,832	Gasol,Jackson Jr.	20 Gasol	12 Harris	20
Nov 10	PHILADELPHIA	W (OT)	112	106	5-0	2-4	7-4	16,904	Conley	32 Anderson	13 Redick	20
Nov 12	UTAH	L	88	96	5-1	2-4	7-5	13,477	Conley	24 Anderson	13 Ingles	19
Nov 14	@ Milwaukee	W	116	113	5-1	3-4	8-5	16,817	Gasol	29 Anderson	8 Antetokounmpo	23
Nov 16	SACRAMENTO	W	112	104	6-1	3-4	9-5	13,811	Jackson Jr.	27 Gasol	15 Fox	23
Nov 18	@ Minnesota	W	100	87	6-1	4-4	10-5	13,179	Gasol	26 Gasol	13 Rose	18
Nov 19	DALLAS	W	98	88	7-1	4-4	11-5	15,997	Conley	28 Gasol	15 Smith Jr.	19
Nov 21	@ San Antonio	W	104	103	7-1	5-4	12-5	18,354	Conley	30 Gasol	10 DeRozan	24
Nov 23	@ LA Clippers	L (OT)	107	112	7-1	5-5	12-6	15,418	Conley	27 Gasol	13 Harrell	22
Nov 25	NEW YORK	L	98	103	7-2	5-5	12-7	14,331	Gasol	27 Gasol	8 Hardaway Jr.	22
Nov 27	TORONTO	L	114	122	7-3	5-5	12-8	14,187	Gasol	27 Green	7 Lowry	22
Nov 30	@ Brooklyn	W (OT)	131	125	7-3	6-5	13-8	12,983	Conley	37 Gasol	15 Russell	26
Dec 2	@ Philadelphia	L	95	103	7-3	6-6	13-9	20,334	Conley	21 Casspi	8 Redick	24
Dec 5	LA CLIPPERS	W	96	86	8-3	6-6	14-9	14,144	Conley	22 Green	11 Marjanovic	26
Dec 7	@ New Orleans	W	107	103	8-3	7-6	15-9	18,447	Green	24 Anderson	11 Randle	19
Dec 8	LA LAKERS	L	88	111	8-4	7-6	15-10	17,794	Selden Jr.	17 Jackson Jr.	8 James,Kuzma	20
Dec 10	@ Denver	L	99	105	8-4	7-7	15-11	15,278	Conley	19 Green	10 Jokic	27
Dec 12	PORTLAND	W	92	83	9-4	7-7	16-11	13,576	Conley	23 Anderson	12 McCollum	40
Dec 14	MIAMI	L	97	100	9-5	7-7	16-12	16,313	Conley	22 Gasol	7 Olynyk,Richardson	18
Dec 15	HOUSTON	L	97	105	9-6	7-7	16-13	16,777	Conley	22 Gasol	9 Harden	32
Dec 17	@ Golden State	L	93	110	9-6	7-8	16-14	19,596	Casspi	20 Casspi,Gasol	6 Durant	23
Dec 19	@ Portland	L	92	99	9-6	7-9	16-15	19,412	Conley	23 Gasol	10 Lillard	24
Dec 21	@ Sacramento	L	99	102	9-6	7-10	16-16	16,369	Conley	23 Green	9 Hield	28
Dec 23	@ LA Lakers	W	107	99	9-6	8-10	17-16	18,997	Jackson Jr.	27 Gasol,Jackson Jr.	9 James	22
Dec 26	CLEVELAND	W	95	87	10-6	8-10	18-16	16,424	Conley	20 Gasol	9 Clarkson	24
Dec 29	BOSTON	L	103	112	10-7	8-10	18-17	17,794	Conley	26 Green	9 Irving	26
Dec 31	@ Houston	L	101	113	10-7	8-11	18-18	18,055	Anderson	20 Gasol	12 Harden	43
Jan 2	DETROIT	L	94	101	10-8	8-11	18-19	14,109	Jackson Jr.	26 Jackson Jr.	10 Griffin	26
Jan 4	BROOKLYN	L	100	109	10-9	8-11	18-20	16,683	Conley	31 Anderson	11 Russell	23
Jan 5	@ San Antonio	L	88	108	10-9	8-12	18-21	18,354	Conley	21 Gasol	11 White	19
Jan 7	@ New Orleans	L	95	114	10-9	8-13	18-22	14,624	Conley	22 Noah	8 Davis	36
Jan 9	SAN ANTONIO	W	96	86	11-9	8-13	19-22	13,944	Gasol	26 Gasol	14 Belinelli,Forbes	14
Jan 12	@ Miami	L	108	112	11-9	8-14	19-23	19,600	Conley	22 Green	11 Winslow	27
Jan 14	@ Houston	L	94	112	11-9	8-15	19-24	18,055	Conley,Temple	14 Conley,Gasol,Noah	7 Harden	56
Jan 16	MILWAUKEE	L	101	111	11-10	8-15	19-25	14,921	Casspi	17 Green	10 Antetokounmpo	27
Jan 18	@ Boston	L	116	122	11-10	8-16	19-26	18,624	Conley	27 Gasol	10 Irving	38
Jan 19	@ Toronto	L	90	119	11-10	8-17	19-27	19,800	Jackson Jr.	16 Rabb	11 Green	24
Jan 21	NEW ORLEANS	L	85	105	11-11	8-17	19-28	17,794	Gasol	22 Gasol,Temple	8 Holiday,Mirotic	21
Jan 23	CHARLOTTE	L	107	118	11-12	8-17	19-29	12,863	Conley	31 Gasol	17 Walker	22
Jan 25	SACRAMENTO	L	96	99	11-13	8-17	19-30	14,486	Casspi	18 Gasol	10 Hield	26
Jan 26	INDIANA	W	106	103	12-13	8-17	20-30	15,980	Conley	22 Gasol	7 Bogdanovic	22
Jan 28	DENVER	L	92	95	12-14	8-17	20-31	12,917	Gasol	28 Gasol	9 Jokic	24
Jan 30	@ Minnesota	L (OT)	97	99	12-14	8-18	20-32	13,615	Conley	26 Rabb	10 Bayless	19
Feb 1	@ Charlotte	L	92	100	12-14	8-19	20-33	15,387	Mack	19 Noah	11 Walker	23
Feb 3	@ New York	W	96	84	12-14	9-19	21-33	17,025	Conley	25 Gasol	9 Knox	17
Feb 5	MINNESOTA	W	108	106	13-14	9-19	22-33	13,454	Conley	25 Rabb	11 Towns	26
Feb 7	@ Oklahoma City	L	95	117	13-14	9-20	22-34	18,203	Jackson Jr.	27 Rabb	9 George	27
Feb 9	NEW ORLEANS	W	99	90	14-14	9-20	23-34	16,841	Noah	19 Noah	14 Randle	21
Feb 12	SAN ANTONIO	L	107	108	14-15	9-20	23-35	13,788	Bradley	33 Valanciunas	10 Aldridge,Mills	37
Feb 13	@ Chicago	L	110	122	14-15	9-21	23-36	19,114	Bradley	15 Valanciunas	7 Porter Jr.	22
Feb 22	LA CLIPPERS	L	106	112	14-16	9-21	23-37	16,444	Conley	21 Noah	11 Harrell	30
Feb 23	@ Cleveland	L	107	112	14-16	9-22	23-38	19,432	Valanciunas	25 Valanciunas	11 Love	32
Feb 25	LA LAKERS	W	110	105	15-16	9-22	24-38	17,794	Conley	30 Valanciunas	13 Ingram	32
Feb 27	CHICAGO	L	107	109	15-17	9-22	24-39	13,711	Bradley	23 Noah	9 LaVine	30
Mar 2	@ Dallas	W	111	81	15-17	10-22	25-39	20,233	Valanciunas	20 Caboclo	11 Doncic	22
Mar 3	@ Oklahoma City	L	95	99	15-17	10-23	25-40	18,203	Bradley	27 Valanciunas	13 Westbrook	22
Mar 5	PORTLAND	W	120	111	16-17	10-23	26-40	13,801	Conley	40 Noah	10 McCollum	27
Mar 8	UTAH	W	114	110	17-17	10-23	27-40	15,407	Conley	28 Noah	8 Mitchell	38
Mar 10	ORLANDO	W	105	97	18-17	10-23	28-40	16,627	Conley	26 Valanciunas	8 Vucevic	28
Mar 13	@ Atlanta	L	111	132	18-17	10-24	28-41	15,169	Miles	33 Noah	8 Collins	27
Mar 16	@ Washington	L	128	135	18-17	10-25	28-42	19,750	Conley	28 Noah,Valanciunas	8 Beal	40
Mar 20	HOUSTON	W (OT)	126	125	19-17	10-25	29-42	16,691	Conley	35 Valanciunas	15 Harden	57
Mar 22	@ Orlando	L (OT)	119	123	19-17	10-26	29-43	18,025	Dorsey	29 Valanciunas	24 Ross	31
Mar 23	MINNESOTA	W	99	112	19-18	10-26	29-44	16,977	Conley	23 Valanciunas	14 Towns	33
Mar 25	OKLAHOMA CITY	W	115	103	20-18	10-26	30-44	15,144	Caboclo	24 Valanciunas	14 George	30
Mar 27	GOLDEN STATE	L	103	118	20-19	10-26	30-45	17,794	Valanciunas	27 Caboclo,Valanciunas	13 Curry,Durant	28
Mar 30	@ Phoenix	W	120	115	20-19	11-26	31-45	16,647	Valanciunas	34 Valanciunas	20 Booker	48
Mar 31	@ LA Clippers	L	96	113	20-19	11-27	31-46	16,740	Wright	20 Wright	8 Gallinari	25
Apr 3	@ Portland	L	89	116	20-19	11-28	31-47	19,608	Parsons	16 Rabb	10 Kanter	21
Apr 5	@ Dallas	W	122	112	20-19	12-28	32-47	20,111	Wright	26 Wright	10 Lee	21
Apr 7	DALLAS	L (OT)	127	129	20-20	12-28	32-48	16,744	Holiday	30 Caboclo	17 Burke	24
Apr 9	@ Detroit	L	93	100	20-20	12-29	32-49	19,802	Caboclo,Wright	15 Rabb	10 Smith	22
Apr 10	GOLDEN STATE	W	132	117	21-20	12-29	33-49	17,794	Carter	32 Wright	11 Durant	22

INTRO

PLAYERS

EXECUTIVE

BASKETBALL OPS

BUSINESS OPS

MEDIA

COMMUNITY

HISTORY

PLAYOFFS

REVIEW

OPPONENTS

NBA

FEDERATION

AT A GLANCE





# SEASON REVIEW

## 2017-18 MEMPHIS GRIZZLIES (22-60)



**Back Row, standing (L-R):** J.J. Outlaw, Keith Smart, Bob Bender, JaMychal Green, Chandler Parsons, DeYonta Davis, Marc Gasol, Ivan Rabb, Brice Johnson, Jarell Martin, Greg Buckner, Nick Van Exel, Adam Mazarei, Joe Boylan  
**Front Row, sitting (L-R):** Xavier Rathan-Mayes, Ben McLemore, Andrew Harrison, Mike Conley, J.B. Bickerstaff, Tyreke Evans, Dillon Brooks, Wayne Selden, Mario Chalmers

	--Field Goals--						--3-Point FG--			--Free Throws--			--Rebounds--										
Player	G	GS	Min	FG	FGA	Pct	FG	FGA	Pct	FT	FTA	Pct	Off	Def	Tot	Ast	PF	Dq	Stl	TO	Blk	Pts	Avg
Conley	69	68	2292	464	1010	.459	171	420	.407	316	368	.859	31	211	242	433	126	0	92	156	19	1415	20.5
M.Brooks	7	1	193	51	102	.500	19	32	.594	20	23	.870	8	13	21	25	6	0	11	16	3	141	20.1
Evans	52	32	1607	366	809	.452	114	286	.399	164	209	.785	44	221	265	269	96	0	57	117	17	1010	19.4
Gasol	73	73	2408	434	1033	.420	109	320	.341	281	337	.834	78	514	592	305	185	1	54	194	101	1258	17.2
Conley	12	12	373	64	168	.381	24	77	.312	53	66	.803	0	27	27	49	24	0	12	18	3	205	17.1
D.Brooks	82	74	2350	340	772	.440	94	264	.356	124	166	.747	49	208	257	135	233	3	73	124	17	898	11.0
Green	55	54	1542	223	488	.457	43	127	.339	80	111	.721	147	317	464	79	153	1	32	76	25	569	10.3
Harrison	56	46	1326	181	429	.422	47	142	.331	124	159	.780	23	108	131	177	138	3	38	81	26	533	9.5
Selden	35	9	691	116	269	.431	49	122	.402	44	59	.746	16	40	56	66	59	0	18	54	5	325	9.3
Parsons	36	8	691	108	234	.462	51	121	.421	17	27	.630	14	76	90	69	53	0	18	35	11	284	7.9
Martin	73	36	1661	221	496	.446	34	98	.347	89	116	.767	97	221	318	73	211	2	39	86	49	565	7.7
Chalmers	66	10	1421	168	443	.379	53	191	.277	118	138	.855	13	144	157	197	179	2	79	117	14	507	7.7
McLemore	56	17	1091	157	373	.421	55	159	.346	53	64	.828	34	105	139	51	139	1	38	61	15	422	7.5
Ennis	45	14	1053	108	222	.486	30	84	.357	64	73	.877	53	104	157	49	81	1	32	38	12	310	6.9
Simmons	32	12	643	80	189	.423	11	39	.282	25	25	1.000	14	36	50	68	61	1	18	44	5	196	6.1
Davis	62	6	943	161	265	.608	0	0	---	38	57	.667	75	175	250	40	125	0	15	32	39	360	5.8
Rathan-Mayes	5	0	118	12	42	.286	1	14	.071	4	9	.444	0	5	5	18	18	0	6	11	3	29	5.8
Rabb	36	5	516	86	152	.566	0	0	---	29	36	.806	53	105	158	32	55	0	12	35	13	201	5.6
O.Johnson	4	0	75	9	21	.429	4	12	.333	0	0	---	4	7	11	7	6	0	2	3	0	22	5.5
Henry	20	0	378	41	109	.376	19	58	.328	6	10	.600	10	28	38	22	28	0	31	19	6	107	5.4
Wright	27	1	366	57	99	.576	0	0	---	21	33	.636	32	61	93	13	29	0	13	8	25	135	5.0
Teague	3	0	74	4	16	.250	1	4	.250	2	5	.400	1	5	6	13	5	0	4	3	0	11	3.7
Weber (TOT)	18	0	237	19	43	.442	4	11	.364	8	10	.800	8	27	35	22	28	0	18	15	5	50	2.8
Weber (MEM)	5	0	119	10	21	.476	0	2	.000	4	6	.667	5	12	17	9	10	0	8	8	2	24	4.8
B.Johnson (TOT)	18	0	98	20	42	.476	0	1	.000	3	5	.600	9	22	31	2	13	0	9	5	6	43	2.4
B.Johnson (MEM)	9	0	60	13	31	.419	0	0	---	1	3	.333	7	11	18	1	6	0	3	1	4	27	3.0
Hunter	4	0	7	3	5	.600	0	0	---	0	0	---	2	1	3	0	0	0	0	1	1	6	1.5
GRIZZLIES	82	-	19705	3013	6788	.444	758	2152	.352	1361	1732	.786	779	2544	3323	1767	1900	15	613	1227	396	8145	99.3
OPPONENTS	82	-	19705	3046	6587	.462	874	2377	.368	1688	2196	.769	782	2703	3485	1816	1674	4	662	1211	421	8654	105.5

## QUICK FACTS

- The Grizzlies' franchise-record streak of seven straight playoff appearances, which was tied for the third-longest active streak in the NBA entering the season, came to an end.
- J.B. Bickerstaff** was named interim head coach on Nov. 27, replacing **David Fizdale**. Bickerstaff served in this role for the final 63 games of the season before he was named head coach on April 30, 2018.
- Marc Gasol** was one of two NBA players (Giannis Antetokounmpo) to lead his team in points, rebounds, assists and blocks. Gasol also became the franchise's all-time leader for field goals made (Nov. 29), points scored (Dec. 30) and minutes played (Jan. 29).
- Dillon Brooks** was the only NBA rookie to play in all 82 regular season games and was the only second round draft pick to participate in the 2018 Rising Stars Challenge as part of NBA All-Star Weekend.
- Mike Conley** missed a total of 70 games, including the final 69 contests, with a left heel injury.
- The team set a single-season franchise record for free throw percentage (.786).

## NBA STATISTICAL RANKINGS

Category	Memphis		Opponents		Category	Memphis		Opponents	
Points per game	99.3	29th	105.5	13th	Assists Per Game	21.55	26th	22.15	9th
Field Goal Pct.	.444	27th	.462	17th	Steals Per Game	7.48	22nd	8.07	21st
Free Throw Pct.	.786	6th	.769	18th	Turnovers Per Game	14.96	23rd	14.76	9th
3-Pt. Field Goal Pct.	.352	25th	.368	21st	Blocks Per Game	4.83	14th	5.13	23rd
Offensive Rebounds Per Game	9.50	18th	9.54	12th	Personal Fouls Per Game	23.17	30th	20.41	21st
Defensive Rebounds Per Game	31.02	30th	32.96	12th	Disqualifications	15	29th	4	T-25th
Rebounds Per Game	40.52	29th	42.50	8th	Points Per Game Differential	-6.21	27th		



Date	Opponent	Mem	Opp	Hm	Rd	Tot	Atten	Grizzlies Top Scorer	Grizzlies Top Rebounder	Opponent Top Scorer		
Oct 18	NEW ORLEANS	W	103	91	1-0	0-0	1-0	17,794	Conley	27 Gasol	11 Davis	33
Oct 21	GOLDEN STATE	W	111	101	2-0	0-0	2-0	17,794	Gasol	24 Gasol	14 Curry	37
Oct 23	@ Houston	W	98	90	2-0	1-0	3-0	17,129	Gasol	26 Ennis III	11 Gordon	27
Oct 25	@ Dallas	L	94	103	2-0	1-1	3-1	19,674	Gasol	26 Gasol	11 Smith Jr.	19
Oct 26	DALLAS	W	96	91	3-0	1-1	4-1	15,839	Gasol	25 Gasol	13 Gasol	25
Oct 28	HOUSTON	W	103	89	4-0	1-1	5-1	17,033	Parsons	24 Ennis III, Evans	7 Anderson	22
Oct 30	CHARLOTTE	L	99	104	4-1	1-1	5-2	15,771	Evans	19 Evans	10 Walker	27
Nov 1	ORLANDO	L	99	101	4-2	1-1	5-3	15,434	Evans	32 Gasol	9 Fournier	17
Nov 4	@ LA Clippers	W	113	104	4-2	2-1	6-3	14,777	Conley	22 Wright	9 Griffin	30
Nov 5	@ LA Lakers	L	102	107	4-2	2-2	6-4	18,997	Evans	26 Gasol	10 Lopez	21
Nov 7	@ Portland	W	98	97	4-2	3-2	7-4	18,692	Evans	21 Brooks, Martin	7 McCollum	36
Nov 11	@ Houston	L	96	111	4-2	3-3	7-5	18,055	Evans	22 Gasol	9 Harden	38
Nov 13	@ Milwaukee	L	103	110	4-2	3-4	7-6	13,244	Evans	27 Gasol	10 Antetokounmpo	27
Nov 15	INDIANA	L	113	116	4-3	3-4	7-7	16,033	Gasol	35 Gasol	13 Collison	30
Nov 18	HOUSTON	L	83	105	4-4	3-4	7-8	17,266	Parsons	17 Gasol	9 Harden	29
Nov 20	PORTLAND	L	92	100	4-5	3-4	7-9	15,785	Chalmers	21 Gasol	12 McCollum	24
Nov 22	DALLAS	L	94	95	4-6	3-4	7-10	16,101	Evans	18 Gasol	10 Barnes	22
Nov 24	@ Denver	L	92	104	4-6	3-5	7-11	16,736	Green	21 Gasol	6 Jokic	28
Nov 26	BROOKLYN	L	88	98	4-7	3-5	7-12	14,889	Evans, Gasol	18 Green	7 Carroll	24
Nov 29	@ San Antonio	L	95	104	4-7	3-6	7-13	18,013	Evans	22 Green	8 Aldridge	41
Dec 1	SAN ANTONIO	L	79	95	4-8	3-6	7-14	16,413	Gasol	16 Gasol	13 Aldridge	22
Dec 2	@ Cleveland	L	111	116	4-8	3-7	7-15	20,562	Evans	31 Evans, Green	7 James	34
Dec 4	MINNESOTA	W	95	92	5-8	3-7	8-15	14,012	Gasol	21 Green	9 Butler	30
Dec 6	@ New York	L	88	99	5-8	3-8	8-16	19,812	Gasol	17 Gasol	8 Lee	24
Dec 8	TORONTO	L	107	116	5-9	3-8	8-17	15,417	Evans	27 Gasol	7 DeRozan	26
Dec 9	OKLAHOMA CITY	L	101	102 (OT)	5-10	3-8	8-18	17,794	Evans	29 Evans	13 Adams, Anthony	21
Dec 11	MIAMI	L	82	107	5-11	3-8	8-19	14,857	Gasol	19 Davis	7 Dragic	19
Dec 13	@ Washington	L	87	93	5-11	3-9	8-20	15,297	Harrison	20 Green	15 Beal	18
Dec 15	ATLANTA	W	96	94	6-11	3-9	9-20	15,803	Evans	22 Green	12 Bazemore	19
Dec 16	BOSTON	L	93	102	6-12	3-9	9-21	17,794	Gasol	30 Gasol	10 Irving	20
Dec 20	@ Golden State	L	84	97	6-12	3-10	9-22	19,596	Gasol	21 Gasol	9 Thompson	29
Dec 21	@ Phoenix	L	95	97	6-12	3-11	9-23	16,339	Evans	23 Gasol	11 Warren	27
Dec 23	LA CLIPPERS	W	115	112	7-12	3-11	10-23	16,844	Evans	30 Gasol	15 Rivers	38
Dec 26	@ Phoenix	L	97	99	7-12	3-12	10-24	17,105	Evans	22 Gasol, Martin	6 Booker	32
Dec 27	@ LA Lakers	W	109	99	7-12	4-12	11-24	18,997	Evans	32 Gasol	9 Ingram	23
Dec 30	@ Golden State	L	128	141	7-12	4-13	11-25	19,596	Gasol	27 Green	8 Curry	38
Dec 31	@ Sacramento	W	114	96	7-12	5-13	12-25	17,583	Evans	26 Davis	9 Cauley-Stein	21
Jan 2	@ LA Clippers	L	105	113	7-12	5-14	12-26	15,711	Evans	18 Gasol, Green, Martin	6 L. Williams	33
Jan 5	WASHINGTON	L	100	102	7-13	5-14	12-27	16,988	Evans	26 Gasol	11 Beal	34
Jan 10	NEW ORLEANS	W	105	102	8-13	5-14	13-27	14,312	Evans	28 Green	14 Cousins	29
Jan 12	@ Denver	L	78	87	8-13	5-15	13-28	15,607	Gasol	22 Gasol	11 Barton	17
Jan 15	LA LAKERS	W	123	114	9-13	5-15	14-28	17,794	D. Brooks	19 Evans, Green	9 Caldwell-Pope	27
Jan 17	NEW YORK	W	105	99	10-13	5-15	15-28	12,885	Evans	23 Green	13 Porzingis	21
Jan 19	SACRAMENTO	W	106	88	11-13	5-15	16-28	16,831	D. Brooks	22 Green	10 Fox	16
Jan 20	@ New Orleans	L	104	111	11-13	5-16	16-29	18,212	Selden	31 Green	16 Holiday	27
Jan 22	PHILADELPHIA	W	105	101	12-13	5-16	17-29	14,288	Gasol	19 Martin	8 Saric	22
Jan 24	SAN ANTONIO	L	85	108	12-14	5-16	17-30	15,812	Gasol	18 D. Brooks, Gasol	7 Mills	15
Jan 26	LA CLIPPERS	L	100	109	12-15	5-16	17-31	16,369	Chalmers, Martin	17 Gasol	12 L. Williams	40
Jan 29	PHOENIX	W	120	109	13-15	5-16	18-31	13,202	Evans	27 Gasol	10 Warren	24
Jan 31	@ Indiana	L	101	105	13-15	5-17	18-32	15,093	Selden	24 Gasol	9 Bogdanovic	21
Feb 1	@ Detroit	L	102	104	13-15	5-18	18-33	17,481	Gasol	19 Gasol	14 Griffin	24
Feb 4	@ Toronto	L	86	101	13-15	5-19	18-34	19,800	Gasol	20 Selden	7 Wright	15
Feb 6	@ Atlanta	L	82	108	13-15	5-20	18-35	11,866	Chalmers	13 Rabb	11 Schroder	22
Feb 7	UTAH	L	88	92	13-16	5-20	18-36	13,187	Harrison	23 Green	7 Rubio	29
Feb 11	@ Oklahoma City	L	92	110	13-16	5-21	18-37	18,203	Gasol	18 Green	12 George	33
Feb 14	OKLAHOMA CITY	L	114	121	13-17	5-21	18-38	16,012	Harrison	28 Evans	9 George	28
Feb 23	CLEVELAND	L	89	112	13-18	5-21	18-39	18,119	Evans, Green	15 Green	10 Hill, James	16
Feb 24	@ Miami	L	89	115	13-18	5-22	18-40	19,600	Harrison	17 Green	11 T. Johnson	23
Feb 26	@ Boston	L	98	109	13-18	5-23	18-41	18,624	Gasol	21 Green	11 Irving	25
Feb 28	PHOENIX	L	102	110	13-19	5-23	18-42	13,484	Gasol	22 Gasol	13 Booker	34
Mar 2	DENVER	L	102	108	13-20	5-23	18-43	16,421	Gasol	22 Gasol	9 G. Harris	26
Mar 3	@ Orlando	L	100	107	13-20	5-24	18-44	17,875	McLemore	20 Green	13 Fournier, Vucevic	19
Mar 5	@ San Antonio	L	98	100	13-20	5-25	18-45	18,418	Gasol	23 Green	15 Parker	23
Mar 7	@ Chicago	L	110	119	13-20	5-26	18-46	20,210	D. Brooks	29 Green	8 Markkanen	22
Mar 9	UTAH	L	78	95	13-21	5-26	18-47	15,622	D. Brooks	18 Gasol	11 Crowder	22
Mar 10	@ Dallas	L	80	114	13-21	5-27	18-48	19,579	D. Brooks	17 Green	10 Barnes	25
Mar 12	MILWAUKEE	L	103	121	13-22	5-27	18-49	14,112	Gasol	17 Davis, Gasol, Green	7 Middleton	24
Mar 15	CHICAGO	L	110	111	13-23	5-27	18-50	16,511	Evans	25 Gasol, Green	10 LaVine	20
Mar 17	DENVER	W	101	94	14-23	5-27	19-50	16,501	D. Brooks	24 Martin	13 Jokic	17
Mar 19	@ Brooklyn	L	115	118	14-23	5-28	19-51	12,856	Harrison	19 Green	16 Crabbe, LeVert	22
Mar 21	@ Philadelphia	L	105	119	14-23	5-29	19-52	10,411	Selden	18 Davis	11 Bellinelli, Covington, Redick, Saric	15
Mar 22	@ Charlotte	L	79	140	14-23	5-30	19-53	15,033	Selden	18 Martin	8 Walker	46
Mar 24	LA LAKERS	L	93	100	14-24	5-30	19-54	18,119	Harrison	20 Green	16 Kuzma	25
Mar 26	@ Minnesota	W	101	93	14-24	6-30	20-54	16,290	Selden	23 Green	11 Teague	25
Mar 28	PORTLAND	W	108	103	15-24	6-30	21-54	16,050	M. Brooks	21 Martin	14 McCollum	42
Mar 30	@ Utah	L	97	107	15-24	6-31	21-55	18,306	Gasol	28 Green	6 Mitchell	22
Apr 1	@ Portland	L	98	113	15-24	6-32	21-56	19,545	D. Brooks	28 Rabb	13 Lillard	27
Apr 4	@ New Orleans	L	95	123	15-24	6-33	21-57	16,521	M. Brooks	25 Rabb	7 Moore	30
Apr 6	SACRAMENTO	L	93	94	15-25	6-33	21-58	16,527	M. Brooks	23 Rabb	11 Cauley-Stein	18
Apr 8	DETROIT	W	130	117	16-25	6-33	22-58	16,044	M. Brooks	25 Gasol	9 Tolliver	19
Apr 9	@ Minnesota	L	94	113	16-25	6-34	22-59	17,641	McLemore	18 Rabb	8 Teague, Towns	24
Apr 11	@ Oklahoma City	L	123	137	16-25	6-35	22-60	18,203	D. Brooks	36 Rabb	13 George	40

INTRO

PLAYERS

EXECUTIVE

BASKETBALL  
OPS

BUSINESS  
OPS

MEDIA

COMMUNITY

HISTORY

PLAYOFFS

REVIEW

OPPONENTS

NBA

FEDERATION

AT A GLANCE





# SEASON REVIEW

## 2016-17 MEMPHIS GRIZZLIES (43-39)



**Back Row, standing (L-R):** Keith Smart, Bob Bender, James Ennis III, Zach Randolph, Brandon Wright, Marc Gasol, Deyonta Davis, JaMychal Green, Jarell Martin, J.B. Bickerstaff, Nick Van Exel, Adam Mazarei **Front Row, sitting (L-R):** Andrew Harrison, Troy Daniels, Mike Conley, David Fizdale, Wade Baldwin, Tony Allen, Wayne Selden Missing from picture: Vince Carter, Chandler Parsons

	--Field Goals--					--3-Point FG--				--Free Throws--			--Rebounds--										
Player	G	GS	Min	FG	FGA	Pct	FG	FGA	Pct	FT	FTA	Pct	Off	Def	Tot	Ast	PF	Dq	Stl	TO	Blk	Pts	Avg
Conley	69	68	2292	464	1010	.459	171	420	.407	316	368	.859	31	211	242	433	126	0	92	156	19	1415	20.5
Gasol	74	74	2531	532	1160	.459	104	268	.388	278	332	.837	60	403	463	338	171	1	67	166	99	1446	19.5
Randolph	73	5	1786	433	964	.449	21	94	.223	141	193	.731	182	416	598	122	136	1	38	99	10	1028	14.1
Allen	71	66	1914	274	595	.461	15	54	.278	80	130	.615	166	225	391	98	178	2	115	100	29	643	9.1
Green	77	75	2101	250	499	.501	55	144	.382	134	167	.802	167	377	544	84	248	4	47	94	34	689	8.9
Daniels	67	3	1183	185	495	.374	138	355	.389	43	54	.796	22	78	100	46	90	1	20	45	4	551	8.2
Carter	73	15	1800	193	490	.394	112	296	.378	88	115	.765	36	191	227	133	163	1	60	50	36	586	8.0
Wright	28	5	447	83	135	.615	0	1	.000	23	35	.657	31	47	78	15	42	0	11	10	20	189	6.8
Ennis	64	28	1501	146	321	.455	51	137	.372	86	110	.782	69	190	259	64	165	2	46	59	19	429	6.7
Parsons	34	34	675	75	222	.338	25	93	.269	35	43	.814	6	78	84	55	52	0	20	24	5	210	6.2
Harrison	72	18	1474	117	360	.325	43	156	.276	148	194	.763	23	113	136	198	194	2	53	85	21	425	5.9
Williams	24	13	418	51	123	.415	10	41	.244	15	25	.600	6	39	45	19	42	0	24	26	9	127	5.3
Selden	11	2	189	20	50	.400	3	21	.143	12	18	.667	1	10	11	12	12	0	4	9	1	55	5.0
Douglas	24	0	394	43	117	.368	7	42	.167	24	29	.828	13	48	61	56	50	0	18	21	5	117	4.9
Martin	42	3	558	58	151	.384	9	25	.360	40	50	.800	42	120	162	8	91	1	17	28	9	165	3.9
Baldwin	33	1	405	36	115	.313	3	22	.136	31	37	.838	11	35	46	61	40	0	18	39	7	106	3.2
Davis	36	0	238	24	47	.511	0	0	---	10	18	.556	20	40	60	2	40	0	3	8	17	58	1.6
GRIZZLIES	82	-	19905	2864	6854	.435	767	2169	.354	1504	1918	.784	886	2621	3507	1744	1840	15	653	1059	344	8239	100.5
OPPONENTS	82	-	19905	2984	6465	.443	813	2299	.354	1658	2202	.753	761	2692	3453	1645	1708	10	574	1171	410	8199	100.0

## QUICK FACTS

- Under first year head coach **David Fizdale**, the Grizzlies recorded their seventh straight winning season and playoff berth, marking the third longest active streaks in the NBA.
- For the second straight season, the Grizzlies faced the San Antonio Spurs in the first round, this time taking the Spurs to six games.
- Memphis shattered the single-season franchise record for three-pointers made (767) (prev. 620 in 2007-08).
- Mike Conley** averaged career highs in points per game (20.5), rebounds per game (3.5), field goal percentage (.459), three-pointers made per game (2.5), three-point percentage (.407), true shooting percentage (.604), usage rate (26.4) and PER (23.0). Conley Passed Pau Gasol (8,966) to become the team's all-time leader for points scored on Dec. 16 vs. Sacramento.
- Marc Gasol** earned his third All-Star appearance after averaging a career-high 19.5 points per game. Gasol also made 104 three-pointers on 38.8 percent shooting after making just 12 three-pointers on 18.2 percent shooting over his previous eight seasons.
- Zach Randolph** led all NBA reserves in double-doubles (19) and rebounds per game (8.2) off the bench. He also tied for the reserve lead in field goals per game (5.9), ranked second in offensive rebounds (2.5) and seventh in scoring (14.0).
- Vince Carter** turned 40 years old on Jan. 26 and became the sixth player in NBA history to score 20-or-more points after turning 40. Carter accomplished many other milestones, including climbing to 22nd all-time in points scored (24,555) and becoming the fifth player in NBA history to make 2,000 career three-point field goals.

## NBA STATISTICAL RANKINGS

Category	Memphis		Opponents		Category	Memphis		Opponents	
Points per game	100.5	29th	100.0	3rd	Assists Per Game	21.27	21st	20.06	3rd
Field Goal Pct.	.435	30th	.443	3rd	Steals Per Game	7.96	13th	7.00	6th
Free Throw Pct.	.784	13th	.753	2nd	Turnovers Per Game	12.91	6th	14.28	13th
3-Pt. Field Goal Pct.	.354	17th	.354	11th	Blocks Per Game	4.20	22nd	5.00	18th
Offensive Rebounds Per Game	10.80	10th	9.28	6th	Personal Fouls Per Game	22.44	29th	20.83	4th
Defensive Rebounds Per Game	31.96	27th	32.83	11th	Disqualifications	15	T-28th	10	T-6th
Rebounds Per Game	42.77	24th	42.11	7th	Points Per Game Differential	+0.50	13th		



Date	Opponent	Mem	Opp	Hm	Rd	Tot	Atten	Grizzlies Top Scorer	Grizzlies Top Rebounder	Opponent Top Scorer	
Oct 26	MINNESOTA	W	102	98	1-0	0-0	18,119	Conley	24	Randolph	
Oct 29	at New York	L	104	111	1-0	0-1	1-1	19,812	Gasol	20	Randolph
Oct 30	WASHINGTON	W	112	103(OT)	2-0	0-1	2-1	15,543	24	Ennis III	
Nov 1	at Minnesota	L	80	116	2-0	0-2	2-2	14,774	Davis	21	Davis
Nov 2	NEW ORLEANS	W	89	83(OT)	3-0	0-2	3-2	15,881	Green	27	Gasol, Randolph
Nov 4	LA CLIPPERS	L	88	99	3-1	0-2	3-3	17,115	Conley	30	Ennis III
Nov 6	PORTLAND	L	94	100	3-2	0-2	3-4	16,233	Gasol	21	Allen, Randolph
Nov 8	DENVER	W	108	107	4-2	0-2	4-4	15,109	Carter	20	Randolph
Nov 12	at Milwaukee	L	96	106	4-2	0-3	4-5	14,327	Gasol	18	Randolph
Nov 14	at Utah	W	102	96	4-2	1-3	5-5	18,176	Gasol	22	Randolph
Nov 16	at LA Clippers	W	111	107	4-2	2-3	6-5	19,060	Conley	30	Green
Nov 18	at Dallas	W	80	64	4-2	3-3	7-5	19,715	Parsons	12	Green
Nov 19	MINNESOTA	W	93	71	5-2	3-3	8-5	17,112	Green	19	Green
Nov 21	at Charlotte	W	105	90	5-2	4-3	9-5	14,181	Conley	31	Gasol, Green, Randolph
Nov 23	at Philadelphia	W	104	99(2OT)	5-2	5-3	10-5	15,880	Gasol	27	Green
Nov 25	MIAMI	L	81	90	5-3	5-3	10-6	17,222	Conley	16	Martin
Nov 26	at Miami	W	110	107	5-3	6-3	11-6	19,600	Gasol	28	Allen
Nov 28	CHARLOTTE	L	85	104	5-4	6-3	11-7	13,143	Gasol	19	Martin
Nov 30	at Toronto	L	105	120	5-4	6-4	11-8	19,800	Harrison	21	Gasol
Dec 1	ORLANDO	W	95	94	6-4	6-4	12-8	13,344	Gasol	25	Martin
Dec 3	LA LAKERS	W	103	100	7-4	6-4	13-8	17,017	Daniels	31	Green
Dec 5	at New Orleans	W	110	108(2OT)	7-4	7-4	14-8	13,795	Daniels	29	Green
Dec 6	PHILADELPHIA	W	96	91	8-4	7-4	15-8	13,521	Gasol	26	Randolph
Dec 8	PORTLAND	W	88	86	9-4	7-4	16-8	14,317	Gasol	36	Green
Dec 10	GOLDEN STATE	W	110	89	10-4	7-4	17-8	18,119	Allen, Gasol	19	Green
Dec 13	at Cleveland	L	86	103	10-4	7-5	17-9	20,562	Randolph	18	Martin
Dec 14	CLEVELAND	W	93	85	11-4	7-5	18-9	17,449	Daniels	20	Gasol
Dec 16	SACRAMENTO	L	92	96	11-5	7-5	18-10	15,987	Gasol	20	Allen, Randolph
Dec 18	UTAH	L	73	82	11-6	7-5	18-11	18,562	Daniels	14	Green
Dec 20	BOSTON	L	109	112(OT)	11-7	7-5	18-12	16,519	Daniels, Gasol	24	Green
Dec 21	at Detroit	W	98	86	11-7	8-5	19-12	16,033	Gasol	38	Green
Dec 23	HOUSTON	W	115	109	12-7	8-5	20-12	17,454	Conley	24	Gasol, Green, Randolph
Dec 26	at Orlando	L	102	112	12-7	8-6	20-13	17,104	Conley	17	Martin
Dec 27	at Boston	L	103	113	12-7	8-7	20-14	18,624	Gasol	26	Randolph
Dec 29	OKLAHOMA CITY	W	114	80	13-7	8-7	21-14	18,119	Conley	25	Allen
Dec 31	at Sacramento	W	112	98	13-7	9-7	22-14	17,608	Gasol	22	Conley
Jan 3	at LA Lakers	L	102	118	13-7	9-8	22-15	18,997	Gasol	22	Randolph
Jan 4	at LA Clippers	L	106	115	13-7	9-9	22-16	19,060	Gasol	23	Conley, Randolph
Jan 6	at Golden State	W	128	119(OT)	13-7	10-9	23-16	19,596	Conley, Randolph	27	Allen
Jan 8	UTAH	W	88	79	14-7	10-9	24-16	16,112	Conley	19	Randolph
Jan 11	at Oklahoma City	L	95	103	14-7	10-10	24-17	18,203	Conley	22	Green
Jan 13	at Houston	W	110	105	14-7	11-10	25-17	18,055	Allen	22	Randolph
Jan 15	CHICAGO	L	104	108	14-8	11-10	25-18	18,119	Conley	28	Randolph
Jan 18	at Washington	L	101	104	14-8	11-11	25-19	15,079	Gasol	28	Green
Jan 20	SACRAMENTO	W	107	91	15-8	11-11	26-19	16,991	Gasol	28	Allen, Randolph
Jan 21	HOUSTON	L	95	119	15-9	11-11	26-20	18,119	Gasol	32	Green
Jan 25	TORONTO	W	101	99	16-9	11-11	27-20	15,904	Gasol	42	Allen
Jan 27	at Portland	L	109	112	16-9	11-12	27-21	19,558	Gasol	32	Randolph
Jan 28	at Utah	W	102	95	16-9	12-12	28-21	19,911	Randolph	28	Randolph
Jan 30	at Phoenix	W	115	96	16-9	13-12	29-21	16,332	Conley	38	Green
Feb 1	at Denver	W	119	99	16-9	14-12	30-21	22,020	Gasol	24	Green
Feb 3	at Oklahoma City	L	102	114	16-9	14-13	30-22	18,203	Gasol	31	Randolph
Feb 4	at Minnesota	W	107	99	16-9	15-13	31-22	15,061	Green	29	Randolph
Feb 6	SAN ANTONIO	W	89	74	17-9	15-13	32-22	16,708	Gasol, Randolph	15	Gasol
Feb 8	PHOENIX	W	110	91	18-9	15-13	32-22	16,044	Conley	23	Green
Feb 10	GOLDEN STATE	L	107	122	18-10	15-13	33-23	18,119	Conley	20	Randolph
Feb 13	at Brooklyn	W	112	103	18-10	16-13	34-23	13,597	Gasol	32	Gasol
Feb 15	NEW ORLEANS	L	91	95	18-11	16-13	34-24	16,145	Conley	17	Gasol
Feb 24	at Indiana	L	92	102	18-11	16-14	34-25	17,923	Daniels	13	Randolph
Feb 26	at Denver	W	105	98	18-11	17-14	35-25	18,024	Conley	31	Randolph
Feb 28	PHOENIX	W	130	112	19-11	17-14	36-25	15,871	Conley	29	Randolph
Mar 3	at Dallas	L	100	104	19-11	17-15	36-26	19,480	Conley	30	Randolph
Mar 4	at Houston	L	108	123	19-11	17-16	36-27	18,055	Conley	23	Green
Mar 6	BROOKLYN	L	109	122	19-12	17-16	36-28	15,505	Conley	32	Green
Mar 9	LA CLIPPERS	L	98	114	19-13	17-16	36-29	16,642	Gasol	20	Randolph
Mar 11	ATLANTA	L	90	107	19-14	17-16	36-30	17,523	Green	20	Green
Mar 13	MILWAUKEE	W	113	93	20-14	17-16	37-30	16,770	Carter	24	Gasol, Randolph
Mar 15	at Chicago	W	98	91	20-14	18-16	38-30	21,583	Conley, Gasol	27	Conley, Randolph
Mar 16	at Atlanta	W	103	91	20-14	19-16	39-30	17,063	Conley	22	Green
Mar 18	SAN ANTONIO	W	104	96	21-14	19-16	40-30	18,119	Conley	19	Allen, Conley, Randolph
Mar 21	at New Orleans	L	82	95	21-14	19-17	40-31	15,973	Conley	16	Randolph
Mar 23	at San Antonio	L	90	97	21-14	19-18	40-32	18,418	Conley	22	Gasol
Mar 26	at Golden State	L	94	106	21-14	19-19	40-33	19,596	Conley	29	Ennis III, Green
Mar 27	at Sacramento	L	90	91	21-14	19-20	40-34	17,608	Conley	22	Randolph
Mar 29	INDIANA	W	110	97	22-14	19-20	41-34	16,367	Conley	36	Ennis III
Mar 31	DALLAS	W	99	90	23-14	19-20	42-34	17,317	Conley	28	Randolph
Apr 2	at LA Lakers	L	103	108	23-14	19-21	42-35	18,997	Conley, Daniels	20	Allen
Apr 4	at San Antonio	L	89	95(OT)	23-14	19-22	42-36	18,418	Conley	19	Randolph
Apr 5	OKLAHOMA CITY	L	100	103	23-15	19-22	42-37	17,298	Gasol	23	Randolph
Apr 7	NEW YORK	W	101	88	24-15	19-22	43-37	17,631	Conley	31	Gasol
Apr 9	DETROIT	L	90	103	24-16	19-22	43-38	16,521	Conley	15	Green
Apr 12	DALLAS	L	93	100	24-17	19-22	43-39	16,274	Conley, Randolph	15	Gasol

INTRO

PLAYERS

EXECUTIVE

BASKETBALL OPS

BUSINESS OPS

MEDIA

COMMUNITY

HISTORY

PLAYOFFS

REVIEW

OPPONENTS

NBA

FEDERATION

AT A GLANCE



# SEASON REVIEW

## 2015-16 MEMPHIS GRIZZLIES (42-40)



**Back Row, standing (L-R):** Elston Turner, Duane Ticknor, Bob Thornton, Vince Carter, Jarell Martin, Zach Randolph, Chris Andersen, Marc Gasol, Ryan Hollins, Brandon Wright, JaMychal Green, Matt Barnes, Shawn Respert, Jeff Bzdelik **Front Row, sitting (L-R):** Lance Stephenson, Jordan Farmar, Xavier Munford, Mike Conley, Dave Joergel, Tony Allen, Ray McCallum, P.J. Hairston, Jordan Adams

### --Field Goals--

### --3-Point FG--

### --Free Throws--

### --Rebounds--

Player	G	GS	Min	FG	FGA	Pct	FG	FGA	Pct	FT	FTA	Pct	Off	Def	Tot	AST	PF	Dq	Stl	TO	Blk	Pts	Avg
Gasol	52	52	1791	328	707	.464	2	3	.667	203	245	.829	58	304	362	196	141	0	50	118	70	861	16.6
Conley	56	56	1761	294	696	.422	78	215	.363	191	229	.834	26	138	164	342	100	0	67	84	16	857	15.3
Randolph	68	53	2016	431	907	.475	6	26	.231	172	216	.796	179	350	529	142	146	0	43	105	13	1040	15.3
Stephenson	26	3	692	146	308	.474	11	31	.355	66	81	.815	21	94	115	73	56	0	19	46	6	369	14.2
Je. Green	53	31	1544	240	557	.431	42	136	.309	124	155	.800	55	186	241	98	102	0	40	69	19	646	12.2
Chalmers	55	7	1253	172	412	.417	45	138	.326	206	249	.827	23	120	143	211	165	0	80	101	12	595	10.8
Lee	51	37	1489	192	419	.458	51	138	.370	76	92	.826	19	99	118	76	79	0	52	49	16	511	10.0
Barnes	76	45	2190	264	693	.381	119	370	.322	111	138	.804	84	336	420	163	234	1	78	121	57	758	10.0
Farmar	12	10	291	42	100	.420	16	45	.356	10	10	1.000	4	21	25	37	22	0	15	18	2	110	9.2
Allen	64	57	1620	215	469	.458	15	42	.357	90	138	.652	104	192	296	70	175	1	110	78	18	535	8.4
Ja. Green	78	15	1446	230	495	.465	15	45	.333	103	137	.752	139	234	373	67	189	1	46	83	33	578	7.4
Hairston	18	9	375	46	132	.348	16	69	.232	16	22	.727	7	39	46	9	31	0	8	17	4	124	6.9
Wright	12	2	212	35	52	.673	0	0	---	13	24	.542	14	29	43	6	21	0	5	10	15	83	6.9
McCallum	10	3	219	28	79	.354	10	26	.385	3	5	.600	2	14	16	27	15	0	7	13	3	69	6.9
V. Carter	60	3	1005	133	343	.388	59	169	.349	70	84	.833	31	115	146	56	101	0	38	35	16	395	6.6
Udrih	8	0	120	20	46	.435	4	11	.364	3	3	1.000	2	7	9	26	11	0	3	11	1	47	5.9
Munford	14	0	244	32	77	.416	9	23	.391	7	14	.500	3	28	31	22	25	0	13	15	3	80	5.7
Martin	27	0	380	54	116	.466	0	2	.000	45	62	.726	39	47	86	15	58	0	8	19	7	153	5.7
Stephenson	4	0	61	8	26	.308	0	0	---	4	10	.400	18	8	26	2	8	1	1	0	3	20	5.0
Weber	6	4	166	13	38	.342	0	5	.000	3	4	.750	8	16	24	20	11	0	9	9	3	29	4.8
Andersen	20	14	366	34	62	.548	2	9	.222	22	32	.688	33	56	89	9	25	0	14	7	10	92	4.6
Hollins	32	9	412	45	72	.625	0	0	---	26	42	.619	40	47	87	10	58	0	6	21	20	116	3.6
Adams	2	0	15	2	6	.333	0	1	.000	3	5	.600	0	2	2	3	2	0	3	2	0	7	3.5
Ennis	10	0	40	4	13	.308	2	8	.250	6	10	.600	4	3	7	2	1	0	4	2	2	16	1.6
Williams	5	0	45	2	10	.200	1	4	.250	3	4	.750	1	3	4	2	0	0	1	0	0	8	1.6
Smith	15	0	66	7	22	.318	1	5	.200	8	13	.615	1	8	9	11	5	0	5	7	1	23	1.5
Cotton	5	0	6	2	2	1.000	0	0	---	0	0	---	0	0	0	0	0	0	0	0	0	4	0.8
Stokes	2	0	4	0	0	---	0	0	---	0	0	---	1	1	2	0	0	0	0	0	0	0	0.0
<b>GRIZZLIES</b>	<b>82</b>	-	<b>19830</b>	<b>3019</b>	<b>6859</b>	<b>.440</b>	<b>504</b>	<b>1521</b>	<b>.331</b>	<b>1584</b>	<b>2024</b>	<b>.783</b>	<b>916</b>	<b>2497</b>	<b>3413</b>	<b>1697</b>	<b>1783</b>	<b>4</b>	<b>724</b>	<b>1090</b>	<b>350</b>	<b>8126</b>	<b>99.1</b>
<b>OPPONENTS</b>	<b>82</b>	-	<b>19830</b>	<b>2947</b>	<b>6459</b>	<b>.456</b>	<b>797</b>	<b>2185</b>	<b>.365</b>	<b>1619</b>	<b>2107</b>	<b>.768</b>	<b>830</b>	<b>2711</b>	<b>3541</b>	<b>1792</b>	<b>1732</b>	<b>9</b>	<b>576</b>	<b>1327</b>	<b>469</b>	<b>8310</b>	<b>101.3</b>

## QUICK FACTS

- Despite overwhelming injuries and unprecedented roster turnover, Memphis recorded its sixth straight winning season and postseason berth.
- The Grizzlies made NBA history with 28 different players logging minutes over the course of the regular season, eclipsing the previous league record of 27 set by the 1996-97 Dallas Mavericks.
- Memphis' final count for games lost to injury/illness totaled 301 by the end of the regular season.
- Marc Gasol** (right foot), **Mike Conley** (left Achilles), **Mario Chalmers** (right Achilles) and **Brandon Wright** (right knee) all sustained what proved to be season-ending injuries in February and March.
- The short-handed Grizzlies entered the NBA Playoffs as the seventh seed against the second-seeded San Antonio Spurs and lost the series in four games.
- Three different Grizzlies (**Marc Gasol** on Nov. 20, **Matt Barnes** on March 11, **Zach Randolph** on March 19) recorded their first career triple-doubles during the regular season, all coming in Memphis wins.
- Mike Conley** was honored with the NBA Sportsmanship Award, becoming just the third player to earn multiple honors since the award's inception... **Vince Carter** won the Twyman-Stokes Teammate of the Year Award.

## NBA STATISTICAL RANKINGS

Category	Memphis	Opponents	Category	Memphis	Opponents
Points per game	99.1 24th	101.3 11th	Assists Per Game	20.70 25th	21.85 13th
Field Goal Pct.	.440 23rd	.456 18th	Steals Per Game	8.84 6th	7.04 3rd
Free Throw Pct.	.783 9th	.768 24th	Turnovers Per Game	13.29 25th	16.19 3rd
3-Pt. Field Goal Pct.	.331 29th	.365 22nd	Blocks Per Game	4.27 21st	5.72 29th
Offensive Rebounds Per Game	11.17 8th	10.12 12th	Personal Fouls Per Game	21.20 4th	21.12 22nd
Defensive Rebounds Per Game	30.45 30th	33.06 12th	Disqualifications	4 T-2nd	9 T-12th
Rebounds Per Game	41.62 28th	43.18 11th	Points Per Game Differential	-2.24 20th	



Date	Opponent	Mem	Opp	Hm	Rd	Tot	Atten	Grizzlies Top Scorer	Grizzlies Top Rebounder	Opponent Top Scorer
Oct 28	CLEVELAND	L	76	106	0-1	0-0	18,119	Gasol, Randolph	12 Randolph	8 Love
Oct 29	at Indiana	W	112	103	0-1	1-0	18,165	Gasol	20 Gasol, Randolph	8 Hill
Oct 31	BROOKLYN	W	101	91	1-1	1-0	21,603	Conley	22 Randolph	13 Bogdanovic
Nov 2	at Golden State	L	69	119	1-1	1-1	2-2	19,596	Gasol	9 Curry
Nov 3	at Sacramento	W	103	89	1-1	2-1	3-2	17,317	Randolph	20 Ja. Green
Nov 5	at Portland	L	96	115	1-1	2-2	3-3	19,393	Lee	18 Lillard
Nov 7	at Utah	L	79	89	1-1	2-3	3-4	19,456	Conley	20 Gasol
Nov 9	at LA Clippers	L	92	94	1-1	2-4	3-5	19,060	Randolph	26 Randolph
Nov 11	GOLDEN STATE	L	84	100	1-2	2-4	3-6	18,119	Gasol	26 Ja. Green
Nov 13	PORTLAND	W	101	100	2-2	2-4	4-6	16,919	Gasol	31 Randolph
Nov 15	at Minnesota	W	114	106	2-2	3-4	5-6	12,066	Je. Green	21 Randolph
Nov 16	OKLAHOMA CITY	W	122	114	3-2	3-4	6-6	17,270	Chalmers	29 Randolph
Nov 20	HOUSTON	W	96	84	4-2	3-4	7-6	17,555	Conley	26 Gasol
Nov 21	at San Antonio	L	82	92	4-2	3-5	7-7	18,418	Conley	16 Gasol
Nov 24	DALLAS	W	110	96	5-2	3-5	8-7	17,381	Conley	21 Gasol
Nov 25	at Houston	W	102	93	5-2	4-5	9-7	18,143	Je. Green	20 Barnes
Nov 27	ATLANTA	L	101	116	5-3	4-5	9-8	17,684	Conley	16 Gasol
Nov 29	PHILADELPHIA	W	92	84	6-3	4-5	10-8	15,322	Conley	20 Gasol
Dec 1	at New Orleans	W	113	104	6-3	5-5	11-8	16,020	Gasol	38 Gasol
Dec 3	SAN ANTONIO	L	83	103	6-4	5-5	11-9	17,013	Conley, Chalmers, Gasol	15 Gasol
Dec 6	PHOENIX	W	95	93	7-4	5-5	12-9	16,022	Gasol	22 Ja. Green, Randolph
Dec 8	OKLAHOMA CITY	L	88	125	7-5	5-5	12-10	16,415	Chalmers	19 Gasol
Dec 9	at Detroit	W	93	92	7-5	6-5	13-10	13,411	Randolph	21 Randolph
Dec 11	CHARLOTTE	W	99	123	7-6	6-5	13-11	17,111	Gasol	17 Gasol
Dec 13	at Miami	L	97	100	7-6	6-6	13-12	19,813	Je. Green	26 Barnes
Dec 14	WASHINGTON	W	112	95	8-6	6-6	14-12	15,397	Gasol	24 Gasol
Dec 16	at Chicago	L	85	98	8-6	6-7	14-13	21,032	Lee	18 Randolph
Dec 18	at Dallas	L	88	97	8-6	6-8	14-14	20,199	Conley	20 Gasol, Randolph
Dec 19	INDIANA	W	96	84	9-6	6-8	15-14	18,119	Conley	20 Gasol
Dec 22	at Philadelphia	W	104	90	9-6	7-8	16-14	15,552	Gasol	19 Barnes
Dec 23	at Washington	L	91	100	9-6	7-9	16-15	15,879	Conley	21 Je. Green
Dec 26	at Charlotte	L	92	98	9-6	7-10	16-16	19,091	Conley	19 Randolph
Dec 27	LA LAKERS	W	112	96	10-6	7-10	17-16	18,119	Conley	19 Barnes, Ja. Green
Dec 29	MIAMI	W	99	90	10-6	7-10	18-16	18,119	Gasol	23 Gasol
Jan 2	at Utah	L	87	92	10-6	7-11	18-17	18,455	Gasol	20 Je. Green
Jan 4	at Portland	W	91	78	11-6	8-11	19-17	18,832	Randolph	26 Randolph
Jan 6	at Oklahoma City	L	94	112	11-6	8-12	19-18	18,203	Chalmers	26 Chalmers
Jan 8	DENVER	W	91	84	12-6	8-12	20-18	17,499	Randolph	24 Allen, Je. Green
Jan 10	BOSTON	W	101	98	13-6	8-12	21-18	17,112	Randolph	25 Randolph
Jan 12	HOUSTON	L	91	107	13-7	8-12	21-19	16,044	Gasol	20 Randolph
Jan 14	DETROIT	W	103	101	14-7	8-12	22-19	15,977	Chalmers	25 Allen
Jan 16	NEW YORK	W	103	95	15-7	8-12	23-19	18,119	Gasol	37 Allen, Barnes
Jan 18	NEW ORLEANS	W	101	99	16-7	8-12	24-19	18,119	Barnes, Gasol, Je. Green, Lee	36 Gasol
Jan 21	at Denver	W	102	101	16-7	9-12	25-19	16,140	Gasol	27 Barnes
Jan 23	at Minnesota	L	101	106	16-7	9-13	25-20	15,608	Chalmers	19 Conley
Jan 25	ORLANDO	W	108	102	10-7	9-13	26-20	15,779	Je. Green	30 Randolph
Jan 28	MILWAUKEE	W	103	83	16-7	9-13	27-20	15,244	Je. Green	21 Gasol
Jan 30	SACRAMENTO	W	121	117	19-7	9-13	28-20	18,119	Je. Green	29 Gasol
Feb 1	at New Orleans	W	110	95	19-7	10-13	29-20	25,210	Je. Green	24 Randolph
Feb 5	at New York	W	91	85	19-7	11-13	30-20	29,812	Je. Green	16 Barnes, Gasol
Feb 6	DALLAS	L	110	114	10-7	11-13	30-21	18,119	Gasol	22 Randolph
Feb 8	PORTLAND	L	106	112	10-7	11-13	30-22	15,892	Conley	27 Randolph
Feb 10	at Brooklyn	W	109	90	19-9	12-13	31-22	14,262	Conley	20 Allen, Chalmers
Feb 19	MINNESOTA	W	109	104	20-9	12-13	32-22	18,119	Conley	25 Ja. Green
Feb 21	at Toronto	L	85	98	20-9	12-14	32-23	19,800	Randolph	18 Barnes, Carter
Feb 24	LA LAKERS	W	128	119	21-9	12-14	33-23	18,119	Barnes	25 Ja. Green, Randolph
Feb 26	at LA Lakers	W	112	95	21-9	13-14	34-23	18,997	Hairston	21 Randolph
Feb 27	at Phoenix	L	106	111	21-9	13-15	34-24	17,101	Conley, Randolph	19 Andersen
Feb 29	at Denver	W	103	96	21-9	14-15	35-24	20,324	Randolph	22 Barnes
Mar 2	SACRAMENTO	W	104	98	22-9	14-15	36-24	15,310	Conley	24 Ja. Green, Randolph
Mar 4	UTAH	W	94	88	23-9	14-15	37-24	17,188	Randolph	25 Andersen
Mar 6	PHOENIX	L	100	109	23-10	14-15	37-25	17,291	Conley	22 Randolph
Mar 7	at Cleveland	W	106	103	23-10	15-15	38-25	20,562	Allen	26 Ja. Green
Mar 9	at Boston	L	96	116	23-10	15-16	38-26	17,790	Carter, Ja. Green	17 Ja. Green
Mar 11	NEW ORLEANS	W	121	114	24-10	15-16	39-26	18,119	Stephenson	33 Barnes
Mar 12	at Atlanta	L	83	95	24-10	15-17	39-27	17,515	Stephenson	18 Allen
Mar 14	at Houston	L	81	130	24-10	15-18	39-28	18,226	Mathin	17 Stephenson
Mar 16	MINNESOTA	L	108	114	24-11	15-18	39-29	16,588	Stephenson	22 Stephenson
Mar 17	at Milwaukee	L	86	96	24-11	15-19	39-30	11,740	Barnes	20 Hollins
Mar 19	LA CLIPPERS	W	113	102	25-11	15-19	40-30	18,119	Randolph	28 Randolph
Mar 21	at Phoenix	W	103	97	25-11	16-19	41-30	15,868	Stephenson	16 Randolph
Mar 22	at LA Lakers	L	100	107	25-11	16-20	41-31	18,997	Allen	27 Carter
Mar 25	at San Antonio	L	104	110	25-11	16-21	41-32	18,418	Ja. Green	20 Andersen
Mar 28	SAN ANTONIO	L	87	101	25-12	16-21	41-33	17,133	Carter	14 Barnes
Mar 30	DENVER	L	105	106	25-13	16-21	41-34	16,401	Randolph	26 Ja. Green
Apr 1	TORONTO	L	95	99	25-14	16-21	41-35	17,077	Randolph	16 Ja. Green
Apr 3	at Orlando	L	107	119	25-14	16-22	41-36	17,741	Barnes	24 Ja. Green
Apr 5	CHICAGO	W	108	92	26-14	16-22	42-36	17,591	Randolph	27 Randolph
Apr 8	at Dallas	L	93	103	26-14	16-23	42-37	20,211	Allen	25 Allen, Andersen, Barnes
Apr 9	GOLDEN STATE	L	99	100	26-15	16-23	42-38	18,119	Barnes	24 Barnes
Apr 12	at LA Clippers	L	84	110	26-15	16-24	42-39	19,147	Randolph	14 Ja. Green
Apr 13	at Golden State	L	104	125	26-15	16-25	42-40	19,956	Randolph	24 Barnes

INTRO

PLAYERS

EXECUTIVE

BASKETBALL OPS

BUSINESS OPS

MEDIA

COMMUNITY

HISTORY

PLAYOFFS

REVIEW

OPPONENTS

NBA

FEDERATION

AT A GLANCE





# SEASON REVIEW

## 2014-15 MEMPHIS GRIZZLIES (55-27)



**Back Row, standing (L-R):** Duane Ticknor, Elston Turner, Bob Thornton, JaMychal Green, Jarnell Stokes, Jeff Green, Kosta Koufos, Marc Gasol, Zach Randolph, Jon Leuer, Vince Carter, Jordan Adams, Jason March, Shawn Respert, Jeff Bzdelik **Front Row, sitting (L-R):** Russ Smith, Beno Udrih, Mike Conley, Dave Joerger, Tony Allen, Courtney Lee, Nick Calathes

--Field Goals-- --3-Point FG-- --Free Throws-- --Rebounds--

Player	G	GS	Min	FG	FGA	Pct	FG	FGA	Pct	FT	FTA	Pct	Off	Def	Tot	Ast	PF	Dq	Stl	TO	Blk	Pts	Avg
Gasol	81	81	2687	530	1072	.494	3	17	.176	350	440	.795	115	515	630	307	208	2	70	176	131	1413	17.4
Randolph	71	71	2304	454	932	.487	7	20	.350	228	298	.765	225	522	747	153	175	1	69	156	14	1143	16.1
Conley	70	70	2225	393	882	.446	107	277	.386	214	249	.859	29	180	209	375	139	0	89	156	14	1107	15.8
Je. Green	45	37	1361	210	492	.427	50	138	.362	118	143	.825	43	144	187	81	81	0	26	52	21	588	13.1
Lee	77	74	2354	288	643	.448	90	224	.402	111	129	.860	21	157	178	151	129	1	75	78	12	777	10.1
Allen	63	41	1648	225	455	.495	10	29	.345	79	126	.627	103	177	280	86	166	1	129	86	30	539	8.6
Udrih	79	12	1494	246	505	.487	26	97	.268	87	102	.853	20	123	143	220	88	0	46	89	8	605	7.7
Prince	26	9	628	75	183	.410	15	33	.455	25	30	.833	21	62	83	37	22	0	9	15	6	190	7.3
Carter	66	1	1091	135	406	.333	69	232	.297	45	57	.789	27	106	133	79	102	0	43	43	14	384	5.8
Koufos	81	3	1348	182	358	.508	0	0	---	55	85	.647	121	305	426	37	148	0	29	69	63	419	5.2
Leuer	63	6	824	121	273	.443	7	29	.241	37	59	.627	50	157	207	46	86	1	17	35	9	286	4.5
Pondexter	30	2	540	48	135	.356	17	73	.233	21	30	.700	20	37	57	28	47	0	5	10	5	134	4.5
Calathes	58	0	838	104	247	.421	11	43	.256	24	45	.533	19	87	106	146	100	1	63	61	5	243	4.2
Smith	6	0	36	6	15	.400	1	5	.200	12	13	.923	1	2	3	6	7	0	3	5	0	25	4.2
Adams	30	0	248	35	86	.407	10	25	.400	14	23	.609	9	19	28	16	24	0	16	14	7	94	3.1
Stokes	19	2	126	21	37	.568	0	0	---	15	28	.536	16	18	34	4	25	1	5	7	5	57	3.0
Ja. Green	20	1	139	23	40	.575	0	4	.000	8	10	.800	16	23	39	4	19	0	5	12	3	54	2.7
Thomas	2	0	7	1	1	1.000	0	0	---	2	2	1.000	0	0	0	1	0	0	0	0	0	4	2.0
Lucas	1	0	6	0	1	.000	0	0	---	0	0	---	0	0	0	0	1	0	1	0	0	0	0.0
<b>GRIZZLIES</b>	<b>82</b>	<b>-</b>	<b>19905</b>	<b>3097</b>	<b>6763</b>	<b>.458</b>	<b>423</b>	<b>1246</b>	<b>.339</b>	<b>1445</b>	<b>1869</b>	<b>.773</b>	<b>856</b>	<b>2634</b>	<b>3490</b>	<b>1777</b>	<b>1567</b>	<b>8</b>	<b>700</b>	<b>1094</b>	<b>347</b>	<b>8062</b>	<b>98.3</b>
<b>OPPONENTS</b>	<b>82</b>	<b>-</b>	<b>19905</b>	<b>2954</b>	<b>6684</b>	<b>.442</b>	<b>663</b>	<b>1889</b>	<b>.351</b>	<b>1225</b>	<b>1651</b>	<b>.742</b>	<b>864</b>	<b>2616</b>	<b>3480</b>	<b>1652</b>	<b>1662</b>	<b>13</b>	<b>604</b>	<b>1257</b>	<b>424</b>	<b>7796</b>	<b>95.1</b>

## QUICK FACTS

- Memphis closed the book on another successful season, recording the second-highest win total in franchise history and a club-record third consecutive 50-win campaign.
- The Grizzlies earned a fifth consecutive trip to the NBA Playoffs, joining the San Antonio Spurs as the only Western Conference team to make all of the past five postseasons.
- Memphis advanced past the Portland Trail Blazers in the first round of the playoffs and took the top-seeded Golden State Warriors to six games in the Western Conference Semifinals.
- The Grizzlies set franchise records for total home attendance (710,502) and average home attendance (17,329) for FedExForum, recording 16 sellouts over the course of the season.
- Grizzlies Head Coach **Dave Joerger** was named Western Conference Coach of the Month for October/November 2014 after guiding Memphis to an NBA-best 15-2 record over the first month of the season.
- Marc Gasol** became the first player in franchise history to be named to the All-NBA First Team and the first Grizzlies player ever voted into the starting lineup for the NBA All-Star Game.
- Marc Gasol** tipped off the 2015 NBA All-Star Game against older brother **Pau Gasol**, becoming the first brothers in NBA history to start an All-Star Game and the first siblings to play in the same NBA All-Star Game since **Tom** and **Dick Van Arsdale** (1970 and 1971).
- Tony Allen** was named to the NBA All-Defensive First Team, his fourth All-Defensive selection in his first five seasons with the Grizzlies.
- After sustaining multiple facial fractures and undergoing facial surgery during the Grizzlies' first-round playoff series against Portland, **Mike Conley** scored a game-high 22 points and led Memphis to victory in Game 2 of the Western Conference Semifinals, handing Golden State just its third home loss of the 2014-15 regular season or postseason.

## NBA STATISTICAL RANKINGS

Category	Memphis		Opponents		Category	Memphis		Opponents	
Points per game	98.3	20th	95.1	2nd	Assists Per Game	21.67	14th	20.15	4th
Field Goal Pct.	.458	9th	.442	10th	Steals Per Game	8.54	6th	7.37	8th
Free Throw Pct.	.773	7th	.742	7th	Turnovers Per Game	13.34	7th	15.34	8th
3-Pt. Field Goal Pct.	.339	22nd	.351	18th	Blocks Per Game	4.23	24th	5.17	20th
Offensive Rebounds Per Game	10.44	20th	10.54	8th	Personal Fouls Per Game	19.11	9th	20.27	15th
Defensive Rebounds Per Game	32.12	15th	31.90	11th	Disqualifications	8	T-16th	13	T-4th
Rebounds Per Game	42.56	21st	42.44	8th	Points Per Game Differential	3.24	8th		



Date	Opponent	Mem	Opp	Hm	Rd	Tot	Atten	Grizzlies Top Scorer	Grizzlies Top Rebounder	Opponent Top Scorer
Oct 29	MINNESOTA	W	105	101	1-0	0-0	1-0	17,731	Gasol	32
Oct 31	at Indiana	W	97	89	1-0	1-0	2-0	14,441	Randolph	22
Nov 1	at Charlotte	W	71	69	1-0	2-0	3-0	18,113	Randolph	22
Nov 3	NEW ORLEANS	W	93	81	2-0	2-0	4-0	15,302	Gasol	16
Nov 5	at Phoenix	W	102	91	2-0	3-0	5-0	15,377	Conley	24
Nov 7	at Oklahoma City	W	91	89	2-0	4-0	6-0	18,203	Conley	20
Nov 8	at Milwaukee	L	92	93	2-0	4-1	6-1	13,841	Randolph	22
Nov 11	LA LAKERS	W	107	102	3-0	4-1	7-1	17,618	Conley	23
Nov 13	SACRAMENTO	W	111	110	4-0	4-1	8-1	15,666	Conley	22
Nov 15	DETROIT	W	95	88	5-0	4-1	9-1	17,215	Gasol	23
Nov 17	HOUSTON	W	119	93	6-0	4-1	10-1	17,012	Conley	19
Nov 19	at Toronto	L	92	96	6-0	4-2	10-2	19,800	Gasol	22
Nov 21	BOSTON	W	117	100	7-0	4-2	11-2	17,712	Gasol	32
Nov 23	LA CLIPPERS	W	107	91	8-0	4-2	12-2	18,119	Gasol	30
Nov 26	at LA Lakers	W	99	93	8-0	5-2	13-2	18,997	Conley, Gasol	19
Nov 28	at Portland	W	112	99	8-0	6-2	14-2	19,459	Gasol	26
Nov 30	at Sacramento	W	97	85	8-0	7-2	15-2	16,240	Randolph	22
Dec 3	at Houston	L	96	105	8-0	7-3	15-3	18,151	Gasol	15
Dec 5	SAN ANTONIO	L	101	107	8-1	7-3	15-4	18,119	Gasol	28
Dec 7	MIAMI	W	103	87	9-1	7-3	16-4	16,572	Leuer	20
Dec 9	DALLAS	W	114	105	10-1	7-3	17-4	16,512	Gasol	30
Dec 12	CHARLOTTE	W	113	107	10-1	11-1	7-3	18-4	Randolph	20
Dec 13	at Philadelphia	W	120	115	10-1	11-1	8-3	19-4	Conley	36
Dec 16	GOLDEN STATE	W	105	98	12-1	8-3	20-4	18,119	Randolph	24
Dec 17	at San Antonio	L	117	116	10-1	12-1	9-3	21-4	Gasol	26
Dec 19	CHICAGO	W	97	103	12-2	9-3	21-5	18,119	Randolph	21
Dec 21	at Cleveland	L	91	105	12-2	9-4	21-6	20,562	Gasol	23
Dec 22	UTAH	L	91	97	12-3	9-4	21-7	16,991	Conley	28
Dec 26	HOUSTON	L	111	117	10-1	12-4	9-4	21-8	Gasol	29
Dec 27	at Miami	W	103	95	12-4	10-4	22-8	19,744	Conley	24
Dec 30	SAN ANTONIO	W	95	87	13-4	10-4	23-8	18,119	Conley	30
Jan 2	at LA Lakers	W	109	106	13-4	11-4	24-8	18,997	Conley	19
Jan 3	at Denver	L	85	114	13-4	11-5	24-9	16,350	Gasol	18
Jan 5	NEW YORK	W	105	83	14-4	11-5	25-9	16,888	Conley	22
Jan 7	at Atlanta	L	86	96	14-4	11-6	25-10	17,126	Conley	17
Jan 9	at New Orleans	L	95	106	14-4	11-7	25-11	17,639	Conley, Gasol	19
Jan 11	PHOENIX	W	122	110	10-1	15-4	11-7	26-11	Randolph	27
Jan 14	at Brooklyn	W	103	92	15-4	12-7	27-11	16,516	Randolph	20
Jan 16	at Orlando	W	106	96	15-4	13-7	28-11	18,141	Je. Green	21
Jan 17	PORTLAND	W	102	98	16-4	13-7	29-11	18,119	Randolph	20
Jan 19	DALLAS	L	95	103	16-5	13-7	29-12	18,119	Conley	22
Jan 21	TORONTO	W	92	86	17-5	13-7	30-12	15,112	Gasol	26
Jan 24	PHILADELPHIA	W	101	83	18-5	13-7	31-12	17,579	Je. Green	18
Jan 26	ORLANDO	W	103	94	19-5	13-7	32-12	15,407	Randolph	24
Jan 27	at Dallas	W	109	90	19-5	14-7	33-12	20,160	Randolph	22
Jan 29	DENVER	W	99	69	20-5	14-7	34-12	16,736	Randolph	15
Jan 31	OKLAHOMA CITY	W	85	74	21-5	14-7	35-12	18,119	Randolph	21
Feb 2	at Phoenix	W	102	101	21-5	15-7	36-12	17,199	Conley	23
Feb 4	at Utah	W	100	90	21-5	16-7	37-12	19,911	Gasol	23
Feb 6	at Minnesota	L	89	90	21-5	16-8	37-13	14,388	Conley, Gasol, Je. Green	15
Feb 8	ATLANTA	W	94	88	22-5	16-8	38-13	18,119	Conley	21
Feb 10	BROOKLYN	W	95	86	23-5	16-8	39-13	16,901	Randolph	19
Feb 11	at Oklahoma City	L	89	105	23-5	16-9	39-14	18,203	Randolph	16
Feb 22	at Portland	W	98	92	23-5	17-9	40-14	19,782	Gasol	21
Feb 23	at LA Clippers	W	90	87	23-5	18-9	41-14	19,161	Conley	18
Feb 25	at Sacramento	L	90	102	23-5	18-10	41-15	16,794	Randolph	20
Feb 27	LA CLIPPERS	L	79	97	23-6	18-10	41-16	18,119	Randolph	20
Feb 28	at Minnesota	W	101	97	23-6	19-10	42-16	19,356	Gasol	27
Mar 3	UTAH	L	82	93	23-7	19-10	42-17	16,779	Lee	18
Mar 4	at Houston	W	102	100	23-7	20-10	43-17	18,224	Gasol	21
Mar 6	LA LAKERS	W	97	90	24-7	20-10	44-17	17,399	Randolph	24
Mar 7	at New Orleans	L	89	95	24-7	20-11	44-18	17,346	Je. Green	20
Mar 9	at Chicago	W	101	91	24-7	21-11	45-18	21,815	Gasol	23
Mar 11	at Boston	L	92	95	24-7	21-12	45-19	17,135	Conley	20
Mar 12	at Washington	L	87	107	24-7	21-13	45-20	18,186	Ja. Green, Stokes	13
Mar 14	MILWAUKEE	W	96	83	25-7	21-13	46-20	18,119	Lee	17
Mar 16	DENVER	W	92	81	26-7	21-13	47-20	16,614	Randolph	21
Mar 17	at Detroit	L	95	105	26-7	21-14	47-21	14,399	Je. Green	21
Mar 20	at Dallas	W	112	101	26-7	22-14	48-21	20,399	Randolph	21
Mar 21	PORTLAND	W	97	86	27-7	22-14	49-21	17,898	Je. Green	23
Mar 23	at New York	W	103	82	27-7	23-14	50-21	19,812	Randolph	23
Mar 25	CLEVELAND	L	89	111	27-8	23-14	50-22	18,119	Gasol	18
Mar 27	GOLDEN STATE	L	84	107	27-9	23-14	50-23	18,119	Conley, Je. Green	16
Mar 29	at San Antonio	L	89	104	27-9	23-15	50-24	18,581	Randolph	20
Mar 30	SACRAMENTO	W	97	83	28-9	23-15	51-24	17,218	Conley	18
Apr 3	OKLAHOMA CITY	W	100	92	29-9	23-15	52-24	18,119	Je. Green	22
Apr 4	WASHINGTON	L	83	92	29-10	23-15	52-25	18,119	Gasol	18
Apr 8	NEW ORLEANS	W	110	74	30-10	23-15	53-25	17,518	Gasol, Je. Green, Randolph	15
Apr 10	at Utah	W	89	88	30-10	24-15	54-25	18,873	Gasol	22
Apr 11	at LA Clippers	L	86	94	30-10	24-16	54-26	19,401	Randolph	21
Apr 13	at Golden State	L	107	111	30-10	24-17	54-27	19,596	Adams	19
Apr 15	INDIANA	W	95	83	31-10	24-17	55-27	17,109	Gasol	33
										13
										Young
										26
										13
										Copeland
										16
										22
										19
										21
										23
										22
										18
										28
										25
										21
										16
										21
										18
										21
										18
										22
										22
										26
										20
										21
										17
										25
										30
										28
										24
										22
										25
										21
										23
										25
										18
										25
										19
										24
										21
										22
										15
										26
										18
										30
										28
										27
										23
										20
										38
										24
										25
										17
										22
										19
										24
										16
										27
										24
										38
										25
										24
										21
										23
										17
										28
										27
										42
										26

INTRO

PLAYERS

EXECUTIVE

BASKETBALL OPS

BUSINESS OPS

MEDIA

COMMUNITY

HISTORY

PLAYOFFS

REVIEW

OPONENTS

NBA

FEDERATION

AT A GLANCE





# SEASON REVIEW

## 2013-14 MEMPHIS GRIZZLIES (50-32)



**Back Row, standing (L-R):** Duane Ticknor, Elston Turner, Tayshaun Prince, Ed Davis, Jon Leuer, Kosta Koufos, Marc Gasol, Zach Randolph, James Johnson, Quincy Pondexter, Bob Thornton, Shawn Respert, Jason March **Front Row, sitting (L-R):** Mike Miller, Jamaal Franklin, Mike Conley, Dave Joergel, Nick Calathes, Courtney Lee, Tony Allen

	--Field Goals--						--3-Point FG--			--Free Throws--			--Rebounds--										
Player	G	GS	Min	FG	FGA	Pct	FG	FGA	Pct	FT	FTA	Pct	Off	Def	Tot	Ast	PF	Dq	Stl	TO	Blk	Pts	Avg
Randolph	79	79	2705	560	1198	.467	2	20	.100	250	337	.742	265	530	795	200	210	0	54	183	23	1372	17.4
Conley	73	73	2446	463	1030	.450	105	291	.361	225	276	.815	41	172	213	441	141	1	110	150	13	1256	17.2
Gasol	59	59	1970	336	711	.473	2	11	.182	185	241	.768	84	340	424	215	150	1	59	111	76	859	14.6
Lee	49	47	1469	205	413	.476	49	142	.345	81	90	.900	21	117	138	83	90	0	45	48	19	540	11.0
Allen	55	28	1278	204	413	.494	11	47	.234	76	121	.628	79	129	208	94	121	0	90	90	19	495	9.0
Bayless	31	5	650	90	239	.377	25	83	.301	45	57	.789	8	51	59	66	72	1	20	22	5	250	8.1
Johnson	52	4	956	143	308	.464	22	87	.253	76	90	.844	60	106	166	111	102	1	42	66	57	384	7.4
Miller	82	4	1707	213	443	.481	107	233	.459	46	56	.821	30	177	207	130	95	0	26	77	5	579	7.1
Koufos	80	22	1349	227	459	.495	0	0	---	60	93	.645	160	258	418	39	182	1	32	67	71	514	6.4
Pondexter	15	2	270	31	79	.392	11	34	.324	21	26	.808	10	16	26	20	18	0	5	15	1	94	6.3
Leuer	49	0	642	121	246	.492	23	49	.469	37	47	.787	37	121	158	20	63	0	18	27	13	302	6.2
Prince	76	76	1948	200	492	.407	20	69	.290	34	60	.567	32	202	234	119	63	0	39	41	19	454	6.0
Davis	63	4	956	155	290	.534	0	0	---	47	89	.528	92	168	260	27	114	0	17	40	43	357	5.7
Calathes	71	7	1173	142	311	.457	19	61	.311	44	72	.611	23	114	137	207	117	0	66	101	8	347	4.9
Morris	5	0	66	6	16	.375	2	7	.286	1	3	.333	4	4	8	8	3	0	3	6	0	15	3.0
Udrih	10	0	55	10	18	.556	2	2	1.000	5	6	.833	0	2	2	6	4	0	1	5	1	27	2.7
Franklin	21	0	162	16	39	.410	5	11	.455	2	2	1.000	4	19	23	6	23	0	4	11	2	39	1.9
Curry	1	0	4	0	0	---	0	0	---	0	0	---	0	0	0	0	0	0	0	0	0	0	0.0
GRIZZLIES	82	-	19805	3122	6723	.464	405	1147	.353	1235	1666	.741	950	2526	3476	1792	1568	5	631	1124	375	7884	96.1
OPPONENTS	82	-	19805	2924	6500	.450	615	1731	.355	1292	1686	.766	809	2403	3212	1632	1553	5	591	1162	410	7755	94.6

## QUICK FACTS

- Memphis recorded 50 wins and recorded back-to-back 50-win seasons for the first time in franchise history.
- The Grizzlies made their fourth consecutive postseason appearance, a franchise first, taking the Oklahoma City Thunder to seven games in the first round of the playoffs.
- Memphis closed the season by winning its final 14 home games, recording the longest single-season home winning streak in club history.
- The Grizzlies went 33-13 (.717) following **Marc Gasol's** return from injury on Jan. 14.
- Grizzlies Head Coach **Dave Joergel** set a franchise record for winning percentage by a first-year head coach (.610). Joergel would record the highest winning percentage of any of the 10 first-year head coaches during the season.
- **Dave Joergel** was named Western Conference Coach of the Month in January 2014 and April 2014, becoming the first person to earn the honor twice in his first season as a head coach since the award was divided into conferences prior to the 2002-03 season.
- **Mike Conley** won the 2013-14 NBA Sportsmanship Award and became the franchise career leader in games played, surpassing former record-holder **Rudy Gay** on Jan. 29, 2014 at Sacramento.
- **Zach Randolph** became the franchise career leader for double-doubles on Jan. 28, 2014 at Portland, moving ahead of **Pau Gasol**.
- **Mike Miller** ranked second in the NBA and set a single-season franchise record for three-point field goal percentage (.459).

## NBA STATISTICAL RANKINGS

Category	Memphis	Opponents	Category	Memphis	Opponents
Points per game	96.1	27th	Assists Per Game	21.85	14th
Field Goal Pct.	.464	7th	Steals Per Game	7.70	14th
Free Throw Pct.	.741	23rd	Turnovers Per Game	13.71	4th
3-Pt. Field Goal Pct.	.353	19th	Blocks Per Game	4.57	16th
Offensive Rebounds Per Game	11.59	9th	Personal Fouls Per Game	19.12	5th
Defensive Rebounds Per Game	30.30	21st	Disqualifications	5	T-5th
Rebounds Per Game	42.39	19th	Points Per Game Differential	+4.1	7th



Date	Opponent	Mem	Opp	Hm	Rd	Tot	Atten	Grizzlies Top Scorer	Grizzlies Top Rebounder	Opponent Top Scorer		
Oct 30	at San Antonio	L	94	101	0-0	0-1	0-1	18,581	Allen	15 Gasol	9 Diaw, Leonard	14
Nov 1	DETROIT	W	111	108 (ot)	1-0	0-1	1-1	18,119	Conley	22 Randolph	10 Smith, Stuckey	19
Nov 2	at Dallas	L	99	111	1-0	0-2	1-2	20,262	Conley	24 Randolph	14 Nowitzki	24
Nov 4	BOSTON	W	95	88	2-0	0-2	2-2	15,872	Bayless, Conley, Randolph	15 Gasol	8 Green	22
Nov 6	NEW ORLEANS	L	84	99	2-1	0-2	2-3	15,209	Conley	26 Miller	6 Gordon	19
Nov 9	GOLDEN STATE	W	108	90	3-1	0-2	3-3	16,989	Randolph	23 Randolph	11 Curry	22
Nov 11	at Indiana	L	79	95	3-1	0-3	3-4	13,130	Gasol	15 Davis	7 George	23
Nov 13	TORONTO	L	87	103	3-2	0-3	3-5	15,971	Conley	29 Gasol, Randolph	10 Gay	23
Nov 15	at LA Lakers	W	89	86	3-2	1-3	4-5	18,997	Randolph	28 Randolph	11 Meeks	25
Nov 17	at Sacramento	W	97	86	3-2	2-3	5-5	15,630	Randolph	22 Randolph	10 Outlaw	18
Nov 18	at LA Clippers	W	106	102	3-2	3-3	6-5	19,060	Randolph	26 Randolph	15 Griffin	23
Nov 20	at Golden State	W	88	81 (ot)	3-2	4-3	7-5	19,596	Randolph	21 Randolph	12 Thompson	21
Nov 22	SAN ANTONIO	L	86	102	3-3	4-3	7-6	17,109	Conley	28 Randolph	10 Parker	20
Nov 25	HOUSTON	L	86	93	3-4	4-3	7-7	15,246	Prince	16 Koufos	13 Parsons	17
Nov 27	at Boston	W	100	93	3-4	5-3	8-7	17,319	Bayless	22 Koufos	13 Green	26
Nov 30	BROOKLYN	L	88	97	3-5	5-3	8-8	17,012	Pondexter	22 Koufos	11 Johnson	26
Dec 3	PHOENIX	W	110	91	4-5	5-3	9-8	15,069	Leuer	23 Koufos	12 Marc. Morris	18
Dec 5	LA CLIPPERS	L	81	101	4-6	5-3	9-9	15,112	Koufos	17 Randolph	12 Collison, Crawford, Paul	15
Dec 7	GOLDEN STATE	L	82	108	4-7	5-3	9-10	15,088	Miller	16 Koufos	16 Thompson	30
Dec 9	ORLANDO	W	94	85	5-7	5-3	10-10	13,511	Randolph	19 Leuer, Randolph	12 Nelson, Nicholson	19
Dec 11	OKLAHOMA CITY	L	100	116	5-8	5-3	10-11	16,345	Conley	20 Randolph	8 Westbrook	27
Dec 13	at New Orleans	L	98	104	5-8	5-4	10-12	15,516	Leuer	19 Randolph	10 Gordon	25
Dec 15	MINNESOTA	L	93	101	5-9	5-4	10-13	15,417	Conley	28 Randolph	12 Love	30
Dec 17	LA LAKERS	L	92	96	5-10	5-4	10-14	17,217	Randolph	18 Randolph	16 Bryant, Gasol	21
Dec 18	at Dallas	L	91	105	5-10	5-5	10-15	19,425	Allen	16 Allen	11 Nowitzki	20
Dec 21	at New York	W	95	87	5-10	6-5	11-15	19,812	Randolph	25 Randolph	15 Anthony	30
Dec 23	UTAH	W	104	94	6-10	6-5	12-15	16,665	Randolph	22 Randolph	10 Burke, Jefferson	18
Dec 26	at Houston	L	92	100	6-10	6-6	12-16	18,201	Randolph	23 Randolph	17 Harden	27
Dec 28	DENVER	W	120	99	7-10	6-6	13-16	17,017	Randolph	20 Koufos	12 Lawson	20
Dec 30	CHICAGO	L	91	95	7-11	6-6	13-17	17,668	Conley	26 Johnson, Randolph	10 Butler	26
Jan 2	at Phoenix	W	99	91	7-11	7-6	14-17	14,844	Randolph	20 Randolph	15 Dragic	33
Jan 3	at Denver	L	108	111	7-11	7-7	14-18	17,608	Randolph	25 Randolph	13 Lawson	18
Jan 5	at Detroit	W	112	84	7-11	8-7	15-18	14,134	Leuer	23 Randolph	16 Monroe	16
Jan 7	SAN ANTONIO	L	108	110 (ot)	7-12	8-7	15-19	15,916	Conley	30 Leuer	9 Duncan	24
Jan 10	PHOENIX	W	104	99	8-12	8-7	16-19	17,049	Conley	31 Davis	17 Dragic	21
Jan 12	ATLANTA	W	108	101	9-12	8-7	17-19	16,841	Conley	21 Randolph	12 Millsap	21
Jan 14	OKLAHOMA CITY	W	90	87	10-12	8-7	18-19	17,177	Lee	24 Randolph	13 Durant	37
Jan 15	at Milwaukee	W	99	90	10-12	9-7	19-19	11,379	Conley, Johnson	15 Davis	9 Knight	27
Jan 17	SACRAMENTO	W	91	90	11-12	9-7	20-19	16,212	Conley	25 Randolph	9 Cousins	22
Jan 20	NEW ORLEANS	L	92	95	11-13	9-7	20-20	17,485	Randolph	23 Randolph	20 Davis	27
Jan 24	at Houston	W	88	87	11-13	10-7	21-20	16,998	Lee	19 Randolph	8 Parsons	34
Jan 25	HOUSTON	W	99	81	12-13	10-7	22-20	17,512	Conley	17 Randolph	17 Harden	16
Jan 28	at Portland	W	98	81	12-13	11-7	23-20	19,385	Randolph	23 Randolph	10 Aldridge	27
Jan 29	at Sacramento	W	99	89	12-13	12-7	24-20	15,195	Conley	27 Randolph	7 Thomas	24
Jan 31	at Minnesota	W	94	90	12-13	13-7	25-20	17,429	Randolph	26 Randolph	12 Love	28
Feb 1	MILWAUKEE	W	99	90	13-13	13-7	26-20	17,017	Randolph	23 Randolph	10 Knight	23
Feb 3	at Oklahoma City	L	77	86	13-13	13-8	26-21	18,203	Gasol, Randolph	13 Randolph	13 Durant	31
Feb 5	DALLAS	L	96	110	13-14	13-8	26-22	16,118	Randolph	25 Randolph	9 Nowitzki	26
Feb 8	at Atlanta	W	79	76	13-14	14-8	27-22	15,190	Randolph	20 Gasol	8 Millsap	20
Feb 9	at Cleveland	L	83	91 (ot)	13-14	14-9	27-23	16,484	Calathes	17 Gasol	9 Irving	37
Feb 11	WASHINGTON	W	92	89	14-14	14-9	28-23	15,613	Calathes, Gasol	18 Randolph	10 Beal	37
Feb 12	at Orlando	W	86	81	14-14	15-9	29-23	15,310	Randolph	20 Lee	6 Harris, Vucevic	13
Feb 18	NEW YORK	W	98	93	15-14	15-9	30-23	17,317	Conley	22 Randolph	8 Hardaway Jr.	23
Feb 21	LA CLIPPERS	W	102	96	16-14	15-9	31-23	17,963	Randolph	21 Randolph	11 Griffin	28
Feb 22	at Charlotte	L	89	92	16-14	15-10	31-24	18,317	Conley	16 Randolph	11 Walker	31
Feb 26	LA LAKERS	W	108	103	17-14	15-10	32-24	16,989	Lee	18 Gasol	12 Meeks	19
Feb 28	at Oklahoma City	L	107	113	17-14	15-11	32-25	18,203	Miller	19 Randolph	10 Durant	37
Mar 1	CLEVELAND	W	110	96	18-14	15-11	33-25	17,011	Randolph	23 Randolph	14 Irving	28
Mar 3	at Washington	W	110	104	18-14	16-11	34-25	14,065	Prince	21 Randolph	10 Wall	23
Mar 5	at Brooklyn	L	94	103	18-14	16-12	34-26	17,053	Leuer	19 Koufos	8 Johnson	21
Mar 7	at Chicago	W	85	77	18-14	17-12	35-26	21,318	Gasol	18 Randolph	11 Gibson	18
Mar 8	CHARLOTTE	W	111	89	19-14	17-12	36-26	17,298	Conley	20 Koufos	10 Jefferson	17
Mar 11	PORTLAND	W	109	99	20-14	17-12	37-26	17,391	Gasol	19 Randolph	12 Lillard	32
Mar 12	at New Orleans	W	90	88	20-14	18-12	38-26	16,513	Conley	16 Gasol, Randolph	9 Davis	29
Mar 14	at Toronto	L	86	99	20-14	18-13	38-27	18,465	Randolph	16 Calathes, Randolph	8 Valanciunas	23
Mar 15	at Philadelphia	W	103	77	20-14	19-13	39-27	15,164	Conley	19 Davis	11 Carter-Williams	23
Mar 19	UTAH	W	96	86	21-14	19-13	40-27	17,011	Randolph	21 Randolph	11 Burke, Burks, Hayward	16
Mar 21	at Miami	L	86	91	21-14	19-14	40-28	20,007	Randolph	25 Randolph	14 Allen	18
Mar 22	INDIANA	W	82	71	22-14	19-14	41-28	18,119	Conley	21 Randolph	13 Stephenson	15
Mar 24	MINNESOTA	W	109	92	23-14	19-14	42-28	17,784	Conley	23 Gasol	12 Love	16
Mar 26	at Utah	W	91	87	23-14	20-14	43-28	19,081	Randolph	22 Randolph	13 Favors	22
Mar 28	at Golden State	L	93	100	23-14	20-15	43-29	19,596	Randolph	21 Gasol, Randolph	7 Curry	33
Mar 30	at Portland	L	98	105	23-14	20-16	43-30	19,994	Randolph	21 Randolph	7 Aldridge	28
Mar 31	at Denver	W	94	92	23-14	21-16	44-30	14,570	Randolph	20 Randolph	11 Mozgov	23
Apr 2	at Minnesota	L	88	102	23-14	21-17	44-31	12,009	Gasol	18 Gasol	7 Love	24
Apr 4	DENVER	W	100	92	24-14	21-17	45-31	17,011	Gasol	24 Randolph	15 Foye	21
Apr 6	at San Antonio	L	92	112	24-14	21-18	45-32	18,581	Johnson	20 Gasol, Randolph	6 Ginobili, Leonard	26
Apr 9	MIAMI	W	107	102	25-14	21-18	46-32	18,119	Conley	26 Gasol	14 James	37
Apr 11	PHILADELPHIA	W	117	95	26-14	21-18	47-32	17,456	Gasol	21 Randolph	11 Wroten, Young	18
Apr 13	at LA Lakers	W	102	90	26-14	22-18	48-32	18,997	Conley	24 Gasol	15 Meeks	20
Apr 14	at Phoenix	W	97	91	26-14	23-18	49-32	18,422	Randolph	32 Randolph	9 Mark. Morris	21
Apr 16	DALLAS	W	106	105 (ot)	27-14	23-18	50-32	17,323	Randolph	27 Randolph	14 Nowitzki	30

INTRO

PLAYERS

EXECUTIVE

BASKETBALL

BUSINESS

MEDIA

COMMUNITY

HISTORY

PLAYOFFS

REVIEW

OPPONENTS

NBA

FEDERATION

AT A GLANCE



# SEASON REVIEW

## 2012-13 MEMPHIS GRIZZLIES (56-26)



**Back Row, standing (L-R):** Henry Bibby, David Joergel, Mitchell Anderson, Tayshaun Prince, Jon Leuer, Dexter Pittman, Marc Gasol, Austin Daye, Zach Randolph, Darrell Arthur, Bob Thornton, Lloyd Pierce, Barry Hecker **Front Row, sitting (L-R):** Quincy Pondexter, Tony Wroten, Mike Conley, Lionel Hollins, Jerryd Bayless, Keyon Dooling, Tony Allen

Player	--Field Goals--						--3-Point FG--			--Free Throws--			--Rebounds--						Pts	Avg			
	G	GS	Min	FG	FGA	Pct	FG	FGA	Pct	FT	FTA	Pct	Off	Def	Tot	Ast	PF	Dq			Stl	TO	Blk
Gay	42	42	1541	281	688	.408	40	129	.310	121	156	.776	56	193	249	108	87	1	56	104	31	723	17.2
Randolph	76	75	2607	471	1024	.460	2	23	.087	225	300	.750	310	544	854	108	180	0	61	150	31	1169	15.4
Conley	80	80	2757	414	940	.440	106	294	.361	234	282	.830	43	182	225	487	171	0	174	189	24	1168	14.6
Gasol	80	80	2796	429	869	.494	1	14	.071	268	316	.848	184	438	622	318	255	2	80	157	139	1127	14.1
Allen	79	79	2109	284	638	.445	3	24	.125	134	187	.717	121	242	363	98	211	1	119	94	44	705	8.9
Prince	37	36	1174	144	336	.429	15	41	.366	22	37	.595	29	126	155	85	41	0	27	35	12	325	8.8
Bayless	80	4	1765	260	621	.419	71	201	.353	102	122	.836	22	154	176	264	168	1	59	120	17	693	8.7
Davis	36	4	544	74	143	.517	0	0	---	37	65	.569	57	103	160	8	80	0	13	18	47	185	5.1
Speights	40	2	579	106	247	.429	2	5	.400	48	67	.716	76	113	189	18	86	0	10	35	27	262	6.6
Pondexter	59	1	1243	128	299	.428	60	152	.395	59	75	.787	43	89	132	61	95	0	35	42	6	375	6.4
Arthur	59	3	970	162	359	.451	5	18	.278	33	46	.717	68	101	169	33	126	1	24	43	33	362	6.1
Ellington	40	4	676	81	199	.407	41	97	.423	15	16	.938	5	47	52	42	38	0	16	24	1	218	5.5
Dooling	7	0	82	10	21	.476	5	12	.417	6	7	.857	0	1	1	8	8	0	1	5	0	31	4.4
Daye	31	0	328	47	111	.423	20	58	.345	11	16	.688	6	54	60	21	39	0	9	16	14	125	4.0
Johnson	8	0	102	11	25	.440	6	18	.333	1	2	.500	5	6	11	2	5	0	4	3	0	29	3.6
Wroten	35	0	272	33	86	.384	4	16	.250	21	29	.724	13	15	28	43	34	0	8	29	4	91	2.6
Selby	10	0	59	6	22	.273	1	6	.167	7	11	.636	0	5	5	4	7	0	2	7	0	20	2.0
Leuer	19	0	56	15	24	.625	0	0	---	4	7	.571	8	16	24	3	10	0	4	3	0	34	1.8
Haddadi	13	0	87	7	21	.333	0	0	---	1	2	.500	10	14	24	4	15	0	1	4	6	15	1.1
Pittman	7	0	20	1	6	.167	0	0	---	0	3	.000	3	2	5	0	4	0	0	1	0	2	0.3
GRIZZLIES	82	-	19805	2964	6679	.444	382	1108	.345	1349	1746	.773	1059	2445	3504	1715	1660	6	703	1144	436	7659	93.4
OPPONENTS	82	-	19805	2748	6312	.435	504	1489	.338	1319	1763	.748	845	2359	3204	1599	1643	13	600	1268	450	7319	89.3

## QUICK FACTS

- Memphis set franchise records for overall wins (56), overall winning percentage (.683), home wins (32), road wins (24) and road winning percentage (.585), advancing to the Western Conference Finals for the first time in team history.
- As the fifth seed in the Western Conference Playoffs, the Grizzlies won two playoff series as the lower-seeded team, defeating the Los Angeles Clippers in the first round and ousting the top-seeded Oklahoma City Thunder in the conference semifinals before being eliminated by the San Antonio Spurs in the conference finals.
- Memphis finished second in the Southwest Division for the second consecutive season.
- The Grizzlies allowed a league-best 89.3 points per game to opponents, becoming the first NBA team to hold opponents under 90 points per game since the 2005-06 season.
- **Zach Randolph** earned his second career All-Star selection, becoming the first Grizzlies player to make multiple All-Star appearances.
- **Marc Gasol** was named the 2012-13 NBA Defensive Player of the Year and selected to the All-NBA Second Team and the NBA All-Defensive Second Team, all career firsts.
- **Tony Allen** was selected to his second consecutive NBA All-Defensive First Team, while **Mike Conley** earned NBA All-Defensive Second Team honors after leading the NBA in total steals (franchise-record 174).
- The Grizzlies announced the sale of the team to an investment group led by **Robert J. Pera** on Oct. 31, 2012.

## NBA STATISTICAL RANKINGS

Category	Memphis	Opponents	Category	Memphis	Opponents
Points per game	95.0	20th	Assists Per Game	19.55	T-24th
Field Goal Pct.	.447	16th	Steals Per Game	9.56	1st
Free Throw Pct.	.759	13th	Turnovers Per Game	14.47	T-14th
3-Pt. Field Goal Pct.	.326	25th	Blocks Per Game	5.23	12th
Offensive Rebounds Per Game	12.59	5th	Personal Fouls Per Game	19.94	12th
Defensive Rebounds Per Game	29.45	26th	Disqualifications	7	T-18th
Rebounds Per Game	42.0	16th	Points Per Game Differential	+2.0	12th



Date	Opponent	Mem	Opp	Hm	Rd	Tot	Atten	Grizzlies Top Scorer	Grizzlies Top Rebounder	Opponent Top Scorer				
Oct 31	at LA Clippers	L	92	101	0-0	0-1	19,060	Gay	25	Randolph	16	Crawford	29	
Nov 2	at Golden State	W	104	94	0-0	1-1	19,596	Conley, Gasol	21	Randolph	14	Curry	26	
Nov 5	UTAH	W	103	94	1-0	1-1	17,401	Gasol	22	Randolph	18	Hayward	19	
Nov 7	at Milwaukee	W	108	90	1-0	2-1	11,465	Randolph, Speights	18	Randolph	13	Jennings	19	
Nov 9	HOUSTON	W	93	85	2-0	2-1	16,087	Gay	21	Randolph	14	Parsons	19	
Nov 11	MIAMI	W	104	86	3-0	2-1	15,119	Ellington	25	Randolph	12	Bosh	22	
Nov 14	at Oklahoma City	W	107	97	3-0	3-1	18,203	Gay	28	Randolph	11	Durant	34	
Nov 16	NEW YORK	W	105	95	4-0	3-1	17,516	Gasol	24	Randolph	15	Anthony	20	
Nov 17	at Charlotte	W	94	87	4-0	4-1	16,541	Conley	20	Randolph	12	Mullens	18	
Nov 19	DENVER	L	92	97	4-1	4-1	15,111	Gay	22	Randolph	13	Gallinari	26	
Nov 23	LA LAKERS	W	106	98	5-1	4-1	18,119	Gay	21	Randolph	12	Bryant	30	
Nov 26	CLEVELAND	W	84	78	6-1	4-1	10-2	13,485	Gasol, Randolph	19	Randolph	8	Varejao, Waiters	15
Nov 28	TORONTO	W	103	82	7-1	4-1	11-2	14,603	Speights	12	Randolph	13	DeRozan	16
Nov 30	DETROIT	W	90	78	8-1	4-1	12-2	16,732	Gay	18	Gasol	11	Monroe	17
Dec 1	at San Antonio	L	95	99 (ot)	8-1	4-2	12-3	18,581	Gasol	20	Randolph	15	Parker	30
Dec 4	PHOENIX	W	108	98 (ot)	9-1	4-2	13-3	14,481	Randolph	38	Randolph	22	Dragic	19
Dec 7	at New Orleans	W	96	89	9-1	5-2	14-3	13,698	Gay	28	Gasol	9	Anderson, Rivers, Roberts	15
Dec 8	ATLANTA	L	83	93	9-2	5-2	14-4	17,612	Gasol, Randolph	18	Randolph	13	Smith	24
Dec 12	at Phoenix	L	80	82	9-2	5-3	14-5	13,093	Gay	21	Gay	11	Brown, Dudley	15
Dec 14	at Denver	L	96	99	9-2	5-4	14-6	16,367	Gay	21	Gasol	9	Iguodala	20
Dec 15	at Utah	W	99	86	9-2	6-4	15-6	18,183	Randolph	25	Randolph	16	Jefferson	21
Dec 17	CHICAGO	W	80	71	10-2	6-4	16-6	17,305	Conley	17	Randolph	15	Boozer	26
Dec 19	MILWAUKEE	W	90	80	11-2	6-4	17-6	16,007	Randolph	15	Randolph	17	Jennings	26
Dec 21	DALLAS	W	92	82	12-2	6-4	18-6	17,677	Gay	26	Randolph	13	Carter, Marion	14
Dec 22	at Houston	L	96	121	12-2	6-5	18-7	18,029	Conley	16	Randolph	10	Harden	31
Dec 26	PHILADELPHIA	L	89	99	12-3	6-5	18-8	16,055	Randolph	23	Randolph	9	Wright	28
Dec 29	DENVER	W	81	72	13-3	6-5	19-8	17,707	Gay	19	Speights	10	Brewer, Iguodala, McGee	12
Dec 31	at Indiana	L	83	88	13-3	6-6	19-9	14,979	Randolph	21	Randolph	15	George	21
Jan 2	at Boston	W	93	83	13-3	7-6	20-9	18,624	Conley	23	Randolph	8	Pierce	17
Jan 4	PORTLAND	L	84	86	13-4	7-6	20-10	15,823	Speights	22	Speights	13	Matthews	21
Jan 6	at Phoenix	W	92	81	13-4	8-6	21-10	13,197	Randolph	21	Gasol	12	Tucker	17
Jan 7	at Sacramento	W	113	81	13-4	9-6	22-10	11,531	Ellington	26	Randolph	7	Salmons	17
Jan 9	at Golden State	W	94	87	13-4	10-6	23-10	19,596	Randolph	19	Randolph	12	Curry	34
Jan 11	SAN ANTONIO	W	101	98 (ot)	14-4	10-6	24-10	17,685	Gay	23	Randolph	10	Parker	20
Jan 12	at Dallas	L	83	104	14-4	10-7	24-11	19,984	Gay	12	Arthur	9	Marion	20
Jan 14	LA CLIPPERS	L	73	99	14-5	10-7	24-12	15,837	Randolph	15	Randolph	12	Barnes, Crawford	16
Jan 16	at San Antonio	L	82	103	14-5	10-8	24-13	18,581	Gay	17	Gay	8	Duncan	19
Jan 18	SACRAMENTO	W	85	69	15-5	10-8	25-13	15,910	Conley	19	Gasol	10	Cousins	22
Jan 19	at Chicago	W	85	82 (ot)	15-5	11-8	26-13	22,124	Gasol	19	Randolph	19	Butler	18
Jan 21	INDIANA	L	81	82	15-6	11-8	26-14	17,508	Ellington	17	Allen, Gay	8	West	14
Jan 23	LA LAKERS	W	106	93	16-6	11-8	27-14	17,984	Arthur	20	Gay	11	Bryant	29
Jan 25	BROOKLYN	W	101	77	17-6	11-8	28-14	16,911	Gasol	20	Gasol, Randolph	9	Lopez	18
Jan 27	NEW ORLEANS	L	83	89	17-7	11-8	28-15	16,277	Randolph	20	Randolph	13	Anderson	22
Jan 28	at Philadelphia	W	103	100	17-7	12-8	29-15	15,448	Gasol	27	Randolph	12	Turner	27
Jan 31	at Oklahoma City	L	89	106	17-7	12-9	29-16	18,203	Bayless	23	Randolph	19	Durant	27
Feb 1	WASHINGTON	W	85	76	18-7	12-9	30-16	15,017	Conley	18	Gasol	15	Nene	14
Feb 5	PHOENIX	L	90	96	18-8	12-9	30-17	14,933	Bayless	29	Randolph	13	Gortat	20
Feb 6	at Atlanta	L	92	103	18-8	12-10	30-18	13,198	Randolph	20	Gasol	10	Teague	22
Feb 8	GOLDEN STATE	W	99	93	19-8	12-10	31-18	16,701	Gasol	20	Randolph	12	Curry	32
Feb 10	MINNESOTA	W	105	88	20-8	12-10	32-18	16,023	Prince	18	Gasol	9	Ridnour, Rubio	17
Feb 12	SACRAMENTO	W	108	101	21-8	12-10	33-18	14,722	Gasol	24	Gasol	12	Cousins	23
Feb 19	at Detroit	W	105	91	21-8	13-10	34-18	13,481	Conley	19	Randolph	10	Jerebko, Knight	13
Feb 20	at Toronto	W	88	82	21-8	14-10	35-18	19,800	Conley, Randolph	17	Randolph	18	Anderson	19
Feb 22	ORLANDO	W	88	82	22-8	14-10	36-18	17,669	Gasol	19	Randolph	14	Afflalo	20
Feb 24	at Brooklyn	W	76	72	22-8	15-10	37-18	17,098	Randolph	16	Randolph	14	Williams	24
Feb 27	DALLAS	W	90	84	23-8	15-10	38-18	16,017	Randolph	22	Gasol	12	Marion	16
Mar 1	at Miami	L	91	98	23-8	15-11	38-19	20,128	Gasol, Randolph	24	Gasol, Randolph	9	Wade	22
Mar 3	at Orlando	W	108	82	23-8	16-11	39-19	16,020	Prince	14	Davis	10	Afflalo, Moore, Nicholson	12
Mar 6	PORTLAND	W	91	85	24-8	16-11	40-19	16,214	Gasol	23	Gasol	12	Lillard	20
Mar 8	at Cleveland	W	103	92	24-8	17-11	41-19	17,032	Gasol	22	Davis	9	Irving	24
Mar 9	NEW ORLEANS	W	96	85	25-8	17-11	42-19	17,501	Conley	22	Davis	9	Davis	20
Mar 12	at Portland	W	102	97	25-8	18-11	43-19	18,754	Gasol	20	Randolph	10	Aldridge	28
Mar 13	at LA Clippers	W	96	85	25-8	19-11	44-19	19,316	Gasol	21	Randolph	8	Paul	24
Mar 15	at Denver	L	80	87	25-8	19-12	44-20	19,408	Randolph	18	Randolph	18	Koufos	18
Mar 16	at Utah	L	84	90	25-8	19-13	44-21	17,122	Bayless	24	Allen, Randolph	9	Hayward	17
Mar 18	MINNESOTA	W	92	77	26-8	19-13	45-21	16,378	Conley	20	Prince	14	Shved	12
Mar 20	OKLAHOMA CITY	W	90	89 (ot)	27-8	19-13	46-21	18,119	Conley	24	Randolph	18	Durant	32
Mar 22	at New Orleans	L	83	90	27-8	19-14	46-22	16,494	Conley	20	Randolph	9	Lopez	23
Mar 23	BOSTON	W	110	106	28-8	19-14	47-22	18,119	Bayless	30	Randolph	11	Pierce	26
Mar 25	at Washington	L	94	107	28-8	19-15	47-23	17,868	Conley	23	Davis, Randolph	7	Wall	47
Mar 27	at New York	L	101	108	28-8	19-16	47-24	19,033	Conley	26	Allen	10	Smith	35
Mar 29	HOUSTON	W	103	94	29-8	19-16	48-24	18,119	Gasol, Randolph	21	Randolph	12	Motiejunas, Parsons	16
Mar 31	at Minnesota	W	99	86	29-8	20-16	49-24	13,680	Gasol	21	Gasol	8	Rubio	23
Apr 1	SAN ANTONIO	W	92	90	30-8	20-16	50-24	16,642	Conley	23	Randolph	10	Parker	25
Apr 3	at Portland	W	94	78	30-8	21-16	51-24	19,275	Conley	20	Davis	10	Hickson, Lillard	17
Apr 5	at LA Lakers	L	84	86	30-8	21-17	51-25	18,997	Conley	21	Gasol	8	Bryant	24
Apr 7	at Sacramento	W	89	87	30-8	22-17	52-25	15,205	Conley	25	Gasol	10	Cousins	22
Apr 9	CHARLOTTE	W	94	75	31-8	22-17	53-25	16,591	Conley	20	Randolph	13	Walker	19
Apr 12	at Houston	W	82	78	31-8	23-17	54-25	18,163	Gasol, Randolph	15	Gasol	12	Harden	30
Apr 13	LA CLIPPERS	L	87	91	31-9	23-17	54-26	18,119	Gasol	18	Gasol	15	Jordan	16
Apr 15	at Dallas	W	103	97	31-9	24-17	55-26	19,833	Bayless	19	Davis	11	Nowitzki	26
Apr 17	UTAH	W	86	70	32-9	24-17	56-26	16,777	Randolph	25	Randolph	19	Jefferson	22

INTRO

PLAYERS

EXECUTIVE

BASKETBALL  
OPS

BUSINESS  
OPS

MEDIA

COMMUNITY

HISTORY

PLAYOFFS

REVIEW

OPPONENTS

NBA

FEDERATION

AT A GLANCE





# SEASON REVIEW

## 2011-12 MEMPHIS GRIZZLIES (41-25)



**Back Row, standing (L-R):** Charles Sweeney, Jason March, Dana Davis, Drew Graham, Barry Hecker, Mitchell Anderson, David Joerger, Dante Cunningham, Rudy Gay, Marreese Speights, Hamed Haddadi, Marc Gasol, Zach Randolph, Darrell Arthur, Bob Thornton, Kelly Lambert, Lloyd Pierce, Henry Bibby, Jim Scholler, Gary Schmidt, Vince Ford  
**Front Row, sitting (L-R):** Quincy Pondexter, O.J. Mayo, Mike Conley, Lionel Hollins, Jeremy Pargo, Gilbert Arenas, Tony Allen  
 Not Pictured: Josh Selby

Player	--Field Goals--					--3-Point FG--			--Free Throws--			--Rebounds--											
	G	GS	Min	FG	FGA	Pct	FG	FGA	Pct	FT	FTA	Pct	Off	Def	Tot	Ast	PF	Dq	Stl	TO	Blk	Pts	Avg
Gay	65	65	2422	485	1067	.455	54	173	.312	208	263	.791	130	287	417	147	138	1	95	161	55	1232	19.0
Gasol	65	65	2370	357	740	.482	1	12	.083	237	317	.748	120	459	579	204	201	0	62	121	121	952	14.6
Conley	62	61	2174	296	684	.433	60	159	.377	136	158	.861	22	134	156	404	133	1	136	125	11	788	12.7
Mayo	66	0	1771	300	736	.408	100	275	.364	133	172	.773	30	180	210	169	137	2	71	124	23	833	12.6
Randolph	28	8	735	132	285	.463	2	8	.250	58	88	.659	78	147	225	48	57	0	21	40	4	324	11.6
Allen	58	57	1525	210	448	.469	8	26	.308	140	175	.800	98	135	233	79	142	0	104	94	33	568	9.8
Speights	60	54	1345	221	488	.453	0	3	.000	84	109	.771	133	241	374	48	147	2	21	74	29	526	8.8
Cunningham	64	5	1124	144	279	.516	0	2	.000	45	69	.652	91	155	246	37	98	0	42	29	34	333	5.2
Arenas	17	0	211	26	64	.406	13	39	.333	7	10	.700	2	16	18	18	35	0	11	12	1	72	4.2
Pondexter	64	8	1002	108	239	.452	22	73	.301	33	53	.623	55	71	126	27	90	0	27	30	5	271	4.2
Young	21	2	240	32	83	.386	0	9	.000	10	12	.833	14	27	41	9	12	0	11	9	2	74	3.5
Hudson	3	0	20	3	11	.273	1	3	.333	2	3	.667	0	0	0	1	0	0	0	2	0	9	3.0
Pargo	44	5	424	50	150	.333	10	38	.263	16	27	.593	12	25	37	55	46	0	15	46	0	126	2.9
Selby	28	0	237	25	72	.347	2	15	.133	11	14	.786	2	13	15	30	17	0	7	29	0	63	2.3
Haddadi	35	0	206	26	48	.542	0	1	.000	18	26	.692	28	43	71	8	43	1	1	21	26	70	2.0
Davis	15	0	130	10	27	.370	4	13	.308	4	8	.500	16	11	27	6	19	0	7	3	1	28	1.9
Skinner	1	0	4	0	1	.000	0	0	---	0	0	---	0	0	0	1	0	0	0	0	0	0	0.0
GRIZZLIES	66		15940	2425	5422	.447	277	849	.326	1142	1504	.759	831	1944	2775	1290	1316	7	631	955	345	6269	95.0
OPPONENTS	66		15940	2278	5132	.444	417	1209	.345	1163	1522	.764	729	1954	2683	1274	1275	8	518	1130	363	6136	93.0

## QUICK FACTS

- Memphis set a franchise record for both regular season winning percentage (.621) and home winning percentage (.788), finishing the season with a franchise-record tying 11-game home winning streak.
- The Grizzlies clinched the fourth seed in the Western Conference Playoffs and hosted a postseason matchup, a seven-game series with the Los Angeles Clippers, for the first time in team history.
- Memphis led the league in steals (9.6) and forced turnovers (17.1) for the second consecutive season, becoming the first team to pace the NBA in both categories in back-to-back seasons since the 1995-96 and 1996-97 Seattle SuperSonics.
- The Grizzlies finished second in the Southwest Division, earning their highest end-of-season rank in the division.
- **Lionel Hollins** guided Memphis to a 24-14 record without last season's leading scorer and rebounder **Zach Randolph**, who was sidelined after sustaining a torn right MCL on Jan. 1 at Chicago.
- **Tony Allen** earned NBA All-Defensive First Team honors for the first time in his career, becoming the first Grizzlies player ever to be named to the All-Defensive First Team.
- **Marc Gasol** was named to his first career All-Star Game, marking the Grizzlies' third All-Star selection.
- **Mike Conley** set the franchise record for steals per game (2.19) and finished second in the league in the category.

## NBA STATISTICAL RANKINGS

Category	Memphis		Opponents		Category	Memphis		Opponents	
Points per game	95.0	20th	93.0	5th	Assists Per Game	19.55	T-24th	19.30	4th
Field Goal Pct.	.447	16th	.444	12th	Steals Per Game	9.56	1st	7.85	16th
Free Throw Pct.	.759	13th	.764	25th	Turnovers Per Game	14.47	T-14th	17.12	1st
3-Pt. Field Goal Pct.	.326	25th	.345	11th	Blocks Per Game	5.23	12th	5.50	22th
Offensive Rebounds Per Game	12.59	5th	11.05	12th	Personal Fouls Per Game	19.94	12th	19.32	13th
Defensive Rebounds Per Game	29.45	26th	29.61	8th	Disqualifications	7	T-18th	8	T-10th
Rebounds Per Game	42.0	16th	40.7	7th	Points Per Game Differential	+2.0	12th		



Date	Opponent	Mem	Opp	Hm	Rd	Tot	Atten	Grizzlies Top Scorer	Grizzlies Top Rebounder	Opponent Top Scorer		
Dec 26	at San Antonio	L	82	95	0-0	0-1	0-1	18,581	Gay	19	Gay	24
Dec 28	OKLAHOMA CITY	L	95	98	0-1	0-1	0-2	18,119	Randolph	24	Gasol, Gay, Randolph	12
Dec 30	HOUSTON	W	113	93	1-1	0-1	1-2	16,069	Randolph	23	Randolph	9
Jan 1	at Chicago	L	64	104	1-1	0-2	2-2	22,763	Davis, Young	10	Gasol	10
Jan 3	SACRAMENTO	W	113	96	2-1	0-2	3-2	12,391	Gay	23	Gasol	15
Jan 4	at Minnesota	W	90	86	2-1	1-2	3-3	17,404	Allen	20	Gasol	10
Jan 6	at Utah	L	85	94	2-1	1-3	3-4	19,503	Allen, Gasol	21	Gasol	11
Jan 8	at L.A. Lakers	L	82	90	2-1	1-4	3-5	18,997	Gay	19	Gasol	11
Jan 10	OKLAHOMA CITY	L	95	100	2-2	1-4	3-6	13,601	Gasol	20	Gasol	14
Jan 12	NEW YORK	W	94	83	3-2	1-4	4-6	15,324	Gay	26	Gasol	12
Jan 14	NEW ORLEANS	W	108	99	4-2	1-4	5-6	14,983	Gay	23	Gasol	11
Jan 16	CHICAGO	W	102	86	5-2	1-4	6-6	18,119	Gay	24	Speights	12
Jan 18	at New Orleans	W	93	87	5-2	2-4	7-6	12,045	Gasol	22	Gasol	12
Jan 20	at Detroit	W	98	81	5-2	3-4	8-6	10,255	Gay	24	Gasol	6
Jan 21	SACRAMENTO	W	128	95	6-2	3-4	9-6	16,562	Gay	23	Speights	15
Jan 23	at Golden State	W	91	90	6-2	4-4	10-6	17,549	Gay	23	Gasol	11
Jan 24	at Portland	L	84	97	6-2	4-5	10-7	20,602	Mayo	20	Speights	6
Jan 26	at L.A. Clippers	L	91	98	6-2	4-6	10-8	19,275	Gay	24	Gasol	11
Jan 28	at Phoenix	L	84	86	6-2	4-7	10-9	14,903	Gasol, Gay	18	Gasol	13
Jan 30	SAN ANTONIO	L	73	83	6-3	4-7	10-10	15,118	Mayo	17	Gasol	12
Jan 31	DENVER	W	100	97 (ot)	7-3	4-7	11-10	13,651	Gasol, Gay	20	Gasol, Gay	13
Feb 2	at Atlanta	W	96	77	7-3	5-7	12-10	14,211	Gay	21	Gasol	13
Feb 3	at Oklahoma City	L	94	101	7-3	5-8	12-11	18,203	Gasol	24	Gay	13
Feb 5	at Boston	L	80	98	7-3	5-9	12-12	18,624	Gay	21	Cunningham	12
Feb 6	SAN ANTONIO	L	84	89	7-4	5-9	12-13	13,527	Gasol	22	Gasol	8
Feb 8	MINNESOTA	W	85	80	8-4	5-9	13-13	13,287	Gay	19	Speights	15
Feb 10	INDIANA	W	98	92	9-4	5-9	14-13	16,281	Gay	21	Speights	9
Feb 12	UTAH	L	88	98	9-5	5-9	14-14	14,234	Gay	22	Speights	11
Feb 14	HOUSTON	W	93	83	10-5	5-9	15-14	13,042	Conley	21	Gay	8
Feb 15	at New Jersey	W	105	100	10-5	6-9	16-14	10,885	Gay	25	Speights	18
Feb 17	DENVER	W	103	102	11-5	6-9	17-14	15,201	Gay	20	Gasol	14
Feb 18	GOLDEN STATE	W	104	103	12-5	6-9	18-14	17,151	Gay	19	Gasol	13
Feb 20	at Houston	L	93	97	12-5	6-10	18-15	12,525	Gay	23	Gasol, Gay, Speights	7
Feb 21	PHILADELPHIA	W	89	76	13-5	6-10	19-15	14,258	Gasol	15	Gasol	14
Feb 29	DALLAS	W	96	85	14-5	6-10	20-15	17,023	Gasol	22	Gasol	11
Mar 2	at Toronto	W	102	99	14-5	7-10	21-15	17,168	Gay	23	Gay	12
Mar 3	DETROIT	W	100	83	15-5	7-10	22-15	17,569	Gasol, Mayo	17	Gasol	9
Mar 7	at Golden State	W	110	92	15-5	8-10	23-15	19,171	Gay	26	Gasol, Gay	12
Mar 10	at Phoenix	L	91	98	15-5	8-11	23-16	16,350	Gasol	21	Gasol	8
Mar 11	at Denver	W	94	91	15-5	9-11	24-16	17,737	Mayo	22	Speights	9
Mar 13	L.A. LAKERS	L	111	116 (2ot)	15-6	9-11	24-17	18,119	Speights	25	Gasol	11
Mar 16	TORONTO	L	110	114 (ot)	15-7	9-11	24-18	17,239	Gasol	28	Gay	11
Mar 18	WASHINGTON	W	97	92	16-7	9-11	25-18	15,412	Gay	27	Gay, Randolph	9
Mar 20	at Sacramento	L	110	119	16-7	9-12	25-19	11,105	Gay	23	Gasol	10
Mar 22	at Portland	L	93	97	16-7	9-13	25-20	20,636	Gasol	22	Gasol	9
Mar 24	at L.A. Clippers	L	85	101	16-7	9-14	25-21	19,060	Randolph	14	Gasol, Randolph	8
Mar 25	at L.A. Lakers	W	102	96	16-7	10-14	26-21	18,997	Gay	18	Randolph	12
Mar 27	MINNESOTA	W	93	86	17-7	10-14	27-21	14,769	Gay	21	Cunningham	14
Mar 30	at Houston	L	89	98	17-7	10-15	27-22	16,884	Gay	20	Gasol	9
Mar 31	at Milwaukee	W	99	95	17-7	11-15	28-22	17,106	Mayo	24	Gasol	15
Apr 2	at Oklahoma City	W	94	88	17-7	12-15	29-22	18,203	Mayo	22	Speights	13
Apr 3	GOLDEN STATE	W	98	94	18-7	12-15	30-22	14,310	Mayo	19	Allen	7
Apr 4	at Dallas	L	85	95	18-7	12-16	30-23	20,233	Mayo	17	Gasol	10
Apr 6	at Miami	W	97	82	18-7	13-16	31-23	20,008	Gay	17	Randolph	14
Apr 7	DALLAS	W	94	89	19-7	13-16	32-23	18,119	Gay	25	Randolph	11
Apr 9	L.A. CLIPPERS	W	94	85	20-7	13-16	33-23	17,219	Gasol	18	Randolph	9
Apr 11	PHOENIX	W	104	93	21-7	13-16	34-23	15,239	Gay	32	Randolph	9
Apr 12	at San Antonio	L	97	107	21-7	13-17	34-24	18,581	Gay	19	Randolph	11
Apr 14	UTAH	W	103	98	22-7	13-17	35-24	17,190	Gay	26	Gay	12
Apr 15	at New Orleans	L	75	88	22-7	13-18	35-25	15,570	Gay	24	Randolph	13
Apr 17	at Minnesota	W	91	84	22-7	14-18	36-25	16,709	Gay	28	Randolph	11
Apr 18	NEW ORLEANS	W	103	91	23-7	14-18	37-25	14,507	Gay	26	Randolph	6
Apr 20	at Charlotte	W	85	80	23-7	15-18	38-25	13,428	Conley	20	Gay, Randolph	6
Apr 21	PORTLAND	W	93	89	24-7	15-18	39-25	17,904	Gay	21	Speights	11
Apr 23	CLEVELAND	W	109	101	25-7	15-18	40-25	15,504	Gasol, Speights	17	Speights	10
Apr 26	ORLANDO	W	88	76	26-7	15-18	41-25	17,215	Gasol	22	Randolph	12

INTRO

PLAYERS

EXECUTIVE

BASKETBALL OPS

BUSINESS OPS

MEDIA

COMMUNITY

HISTORY

PLAYOFFS

REVIEW

OPPONENTS

NBA

FEDERATION

AT A GLANCE





# SEASON REVIEW

## 2010-11 MEMPHIS GRIZZLIES (46-36)



**Back Row, standing (L-R):** Damon Stoudamire, Gary Schmidt, Johnny Davis, Mitchell Anderson, Leon Powe, Rudy Gay, Zach Randolph, Hamed Haddadi, Marc Gasol, Darrell Arthur, Shane Battier, Sam Young, Drew Graham, Henry Bibby, David Joerger, Kelly Lambert, Barry Hake. **Front Row, sitting (L-R):** Xavier Henry, Tony Allen, Ish Smith, Lionel Hollins, Mike Conley, O.J. Mayo, Greivis Vasquez. Not Pictured: Jason Williams.

	--Field Goals--					--3-Point FG--			--Free Throws--			--Rebounds--											
Player	G	GS	Min	FG	FGA	Pct	FG	FGA	Pct	FT	FTA	Pct	Off	Def	Tot	Ast	PF	Dq	Stl	TO	Blk	Pts	Avg
Randolph	75	74	2724	598	1188	.503	8	43	.186	300	396	.758	326	588	914	163	175	0	63	151	25	1504	20.1
Gay	54	54	2152	409	869	.471	57	144	.396	194	241	.805	82	254	336	153	131	2	91	135	58	1069	19.8
Conley	81	81	2872	423	963	.444	80	217	.369	181	247	.733	32	215	247	528	182	0	144	176	18	1107	13.7
Gasol	81	81	2586	364	691	.527	3	7	.429	220	294	.748	154	415	569	200	265	2	74	146	136	951	11.7
Mayo	71	17	1869	304	747	.407	96	264	.364	99	131	.756	35	135	170	145	127	0	73	99	26	803	11.3
Arthur	80	9	1609	310	624	.497	0	6	.000	109	134	.813	115	227	342	53	228	4	52	88	63	729	9.1
Allen	72	31	1494	251	492	.510	4	23	.174	137	182	.753	70	123	193	104	161	0	129	86	44	643	8.9
Young	78	46	1577	233	494	.472	17	50	.340	89	116	.767	40	147	187	71	120	0	68	61	23	572	7.3
Battier	16	0	141	30	60	.500	0	2	.000	28	46	.609	8	17	25	5	24	0	3	7	1	88	5.5
Powe	23	0	557	43	101	.426	14	42	.333	15	17	.882	32	60	92	32	31	0	16	16	10	115	5.0
Henry	38	16	527	65	160	.406	2	17	.118	33	52	.635	9	28	37	18	48	0	11	13	3	165	4.3
Vasquez	70	1	860	95	233	.408	25	86	.291	34	44	.773	12	61	73	151	83	0	22	70	4	249	3.6
Haddadi	31	0	168	30	58	.517	0	1	.000	15	23	.652	24	44	68	5	29	0	2	11	13	75	2.4
Williams	11	0	124	9	29	.310	3	15	.200	0	0	---	0	8	8	28	2	0	3	7	1	21	1.9
Smith	15	0	113	11	32	.344	0	2	.000	5	11	.455	1	4	5	15	11	0	5	8	0	27	1.8
Carroll	7	0	39	4	9	.444	0	0	---	2	2	1.000	2	6	8	2	5	0	1	0	1	10	1.4
Thabeet	45	0	369	17	39	.436	0	0	---	19	35	.543	24	51	75	4	73	0	9	17	15	53	1.2
Law	11	0	94	3	19	.158	0	6	.000	6	10	.600	3	8	11	14	10	0	4	10	0	12	1.1
Carney	2	0	5	1	3	.333	0	1	.000	0	0	---	1	0	1	0	0	0	1	0	0	2	1.0
GRIZZLIES	82		19880	3200	6801	.471	309	926	.334	1486	1981	.750	970	2391	3361	1691	1705	8	771	1145	441	8195	99.9
OPPONENTS	82		19880	2967	6489	.457	587	1592	.369	1482	1948	.761	905	2387	3292	1724	1754	12	613	1367	505	8003	97.6

## QUICK FACTS

- Earning their first postseason berth since the 2005-06 season, the Memphis Grizzlies captivated fans nationwide with a 13-game run through the NBA Playoffs that included a first-round upset over the top-seeded San Antonio Spurs and a thrilling seven-game series with the Oklahoma City Thunder.
- Memphis won the first seven postseason games in franchise history, advancing to the conference semifinals for the first time and selling out all six home playoff games at FedExForum.
- The Grizzlies became the second eighth-seed in NBA history to eliminate a one-seed in a seven-game series (Golden State over Dallas in 2007).
- Memphis competed in a triple-overtime epic with Oklahoma City in Game 4 of the Western Conference Semifinals at FedExForum, tying the longest game in team history and marking the longest game in club postseason history.
- Memphis won 30 home games, tying the second-highest single-season win total in club history, behind only the 2003-04 season (31-10).
- Lionel Hollins became the franchise's all-time winningest head coach, eclipsing Mike Fratello with his 96th victory on Jan. 31 vs. Orlando. Under Hollins, Memphis led the league in both steals and forced turnovers while posting a winning record in four consecutive calendar months (January-April) for the first time in team history.
- Zach Randolph was named to the All-NBA Third Team, the first All-NBA selection for both Randolph and the Grizzlies franchise. Randolph earned numerous honors during the season, including the NBA Defensive Player of the Month Award for January, three NBA Player of the Week Awards and the NBA Community Assist Award for December, all career firsts.
- After finishing fourth in the NBA Defensive Player of the Year voting, Tony Allen was selected to the NBA All-Defensive Second Team in his first season with the Grizzlies. This marks the first appearance on the All-Defensive Team by a Grizzlies player.
- Rudy Gay drained a game-winning pull-up jumper over LeBron James as time expired to give Memphis a 97-95 victory over Miami on Nov. 20 at FedExForum.
- Mike Conley led the team in assists per game (6.5) for the fourth consecutive season.

## NBA STATISTICAL RANKINGS

Category	Memphis		Opponents		Category	Memphis		Opponents	
Points per game	99.9	12th	97.6	13th	Assists Per Game	20.62	T-21st	21.02	14th
Field Goal Pct.	.471	6th	.457	14th	Steals Per Game	9.40	1st	7.48	20th
Free Throw Pct.	.750	23rd	.761	11th	Turnovers Per Game	13.96	T-12th	16.67	1st
3-PT. Field Goal Pct.	.334	27th	.369	24th	Blocks Per Game	5.38	7th	6.16	30th
Offensive Rebounds Per Game	11.83	6th	11.04	18th	Personal Fouls Per Game	20.79	17th	21.39	T-8th
Defensive Rebounds Per Game	29.16	24th	29.11	T-4th	Disqualifications	8	T-8th	12	T-9th
Rebounds Per Game	41.0	16th	40.1	8th	Points Per Game Differential	+2.3	10th		



Date	Opponent	Mem	Opp	Hm	Rd	Tot	Atten	Grizzlies Top Scorer	Grizzlies Top Rebounder	Opponent Top Scorer			
Oct 27	ATLANTA	L 104	119	0-1	0-0	0-1	17,519	Conley	23	Gay	10	Johnson	22
Oct 29	at Dallas	W 91	90	0-1	1-0	1-1	20,060	Gay	21	Gasol	15	Nowitzki	27
Oct 30	MINNESOTA	W 109	89	1-1	1-0	2-1	12,753	Mayo	29	Gasol	8	Ellington	15
Nov 2	at L.A. Lakers	L 105	124	1-1	1-1	2-2	18,997	Gay	30	Gasol	8	Bryant	23
Nov 3	at Golden State	L 109	115	1-1	1-2	2-3	16,607	Gay	35	Gasol	8	Ellis	39
Nov 5	at Phoenix	L 118	123(ot)	1-1	1-3	2-4	16,470	Gasol, Gay	26	Randolph	14	Richardson	38
Nov 6	at Sacramento	W 100	91	1-1	2-3	3-4	14,085	Gay	32	Randolph	11	Evans	30
Nov 8	PHOENIX	W 109	99	2-1	2-3	4-4	10,786	Randolph	23	Randolph	20	Hill	19
Nov 10	DALLAS	L 91	106	2-2	2-3	4-5	10,767	Randolph	23	Gay, Randolph	9	Terry	25
Nov 13	BOSTON	L 110	116(ot)	2-3	2-3	4-6	18,119	Gay	22	Randolph	11	Pierce	28
Nov 15	at Orlando	L 72	89	2-3	2-4	4-7	18,846	Gasol	14	Gay, Randolph	9	Carter	19
Nov 16	PORTLAND	L 99	100	2-4	2-4	4-8	10,827	Gay	20	Randolph	14	Matthews	30
Nov 19	at Washington	L 86	89	2-4	2-5	4-9	13,504	Randolph	19	Randolph	12	Arenas	24
Nov 20	MIAMI	W 97	95	3-4	2-5	5-9	18,119	Randolph	21	Randolph	13	James	29
Nov 24	DETROIT	W 105	84	4-4	2-5	6-9	11,283	Randolph	21	Randolph	14	Stuckey	17
Nov 26	GOLDEN STATE	W 116	111	5-4	2-5	7-9	14,753	Gay	25	Randolph	7	Biedrins	28
Nov 27	at Cleveland	L 86	92	5-4	2-6	7-10	20,562	Gay	17	Randolph	11	Williams	25
Nov 30	L.A. LAKERS	W 98	96	6-4	2-6	8-10	17,638	Conley	28	Gasol	9	Bryant	29
Dec 1	at Atlanta	L 109	112	6-4	2-7	8-11	11,513	Gay	23	Randolph	19	Horford	20
Dec 3	HOUSTON	L 111	127	6-5	2-7	8-12	14,577	Gay	29	Randolph	8	Lowry, Martin	18
Dec 5	at Denver	L 107	108	6-5	2-8	8-13	15,017	Gay	24	Randolph	12	Nene	27
Dec 6	at Utah	L 85	94	6-5	2-9	8-14	19,131	Conley	19	Randolph	14	Williams	27
Dec 8	at Phoenix	W 104	98(ot)	6-5	3-9	9-14	16,288	Randolph	34	Randolph	17	Dragic	10
Dec 11	at L.A. Clippers	W 85	84	6-5	4-9	10-14	14,970	Randolph	18	Randolph	13	Gordon	25
Dec 13	PORTLAND	W 86	73	7-5	4-9	11-14	10,467	Randolph	25	Randolph	20	Matthews	18
Dec 15	CHARLOTTE	W 113	80	8-5	4-9	12-14	12,219	Mayo	24	Gasol	10	Jackson	16
Dec 17	at Houston	L 87	103	8-5	4-10	12-15	14,534	Gay, Young	19	Randolph	9	Martin	34
Dec 18	at San Antonio	L 106	112(ot)	8-5	4-11	12-16	18,581	Mayo	27	Randolph	21	Parker	37
Dec 21	NEW JERSEY	L 94	101	8-6	4-11	12-17	14,113	Gasol	19	Randolph	14	Lopez	26
Dec 26	at Indiana	W 104	90	8-6	5-11	13-17	12,630	Gay	30	Randolph	16	Granger	29
Dec 27	TORONTO	W 96	85	9-6	5-11	14-17	14,971	Randolph	21	Allen, Randolph	8	Kleiza	22
Dec 29	at Sacramento	L 98	100	9-6	5-12	14-18	12,636	Randolph	35	Randolph	17	Udrih	24
Jan 1	at Utah	L 92	98	9-6	5-13	14-19	19,732	Randolph	27	Randolph	16	Millsap	22
Jan 2	at L.A. Lakers	W 104	85	9-6	6-13	15-19	18,997	Gay	27	Gasol	10	Bryant	28
Jan 4	OKLAHOMA CITY	W 110	105	10-6	6-13	16-19	12,765	Randolph	31	Randolph	16	Durant, Westbrook	20
Jan 7	UTAH	W 110	99	11-6	6-13	17-19	14,781	Gay	28	Randolph	11	Millsap	28
Jan 8	at Oklahoma City	L 100	109	11-6	6-14	17-20	18,203	Randolph	27	Randolph	16	Durant	40
Jan 10	at Charlotte	L 82	96	11-6	6-15	17-21	10,188	Randolph	15	Randolph	15	Jackson	27
Jan 12	at Detroit	W 107	99	11-6	7-15	18-21	13,068	Randolph	34	Randolph	17	Gordon	25
Jan 15	DALLAS	W 89	70	12-6	7-15	19-21	15,812	Randolph	23	Randolph	20	Mahmimi	17
Jan 17	CHICAGO	L 84	96	12-7	7-15	19-22	11,919	Randolph	21	Randolph	13	Deng	28
Jan 19	at New Orleans	L 102	103(ot)	12-7	7-16	19-23	15,951	Conley, Gay	22	Gasol, Randolph	10	Paul	20
Jan 21	HOUSTON	W 115	110	13-7	7-16	20-23	13,458	Randolph	29	Randolph	19	Martin	32
Jan 22	at Milwaukee	W 94	81	13-7	8-16	21-23	16,157	Gasol	24	Gasol	16	Boyd	23
Jan 24	at Toronto	W 100	98	13-7	9-16	22-23	14,127	Gay	21	Randolph	12	Bargnani	29
Jan 26	at New Jersey	L 88	93	13-7	9-17	22-24	8,866	Gay	22	Randolph	16	Morrow	19
Jan 28	at Philadelphia	W 99	94	13-7	10-17	23-24	14,289	Randolph	22	Randolph	12	Holiday, Meeks	16
Jan 29	WASHINGTON	W 107	93	14-7	10-17	24-24	14,722	Randolph	24	Randolph	20	Wall	14
Jan 31	ORLANDO	W 100	97	15-7	10-17	25-24	13,513	Conley	26	Randolph	9	Howard	25
Feb 2	at Minnesota	W 102	84	15-7	11-17	26-24	12,662	Randolph	23	Randolph	13	Beasley	19
Feb 4	CLEVELAND	W 112	105	16-7	11-17	27-24	11,932	Randolph	29	Randolph	13	Hickson	31
Feb 5	at Houston	L 93	95(ot)	16-7	11-18	27-25	18,195	Randolph	22	Randolph	17	Martin	31
Feb 7	L.A. LAKERS	L 84	93	16-8	11-18	27-26	18,119	Young	22	Gasol, Randolph	12	Bryant	19
Feb 8	at Oklahoma City	W 105	101(ot)	16-8	12-18	28-26	17,868	Randolph	31	Randolph	14	Durant	31
Feb 11	MILWAUKEE	W 89	86	17-8	12-18	29-26	14,749	Conley	23	Gay	10	Maggette	22
Feb 13	DENVER	W 116	108	18-8	12-18	30-26	15,398	Arthur	24	Randolph	16	Anthony	28
Feb 15	PHILADELPHIA	W 102	91	19-8	12-18	31-21	11,197	Conley	22	Randolph	10	Young	23
Feb 22	at Denver	L 107	120	19-8	12-19	31-27	14,638	Allen	26	Allen, Randolph	8	Smith	26
Feb 23	at Minnesota	W 104	95	19-8	13-19	32-27	11,497	Randolph	24	Randolph	10	Ellington	16
Feb 26	SACRAMENTO	W 120	92	20-8	13-19	33-27	16,028	Randolph	23	Randolph	12	Udrih	30
Feb 27	at San Antonio	L 88	95	20-8	13-20	33-28	18,581	Randolph	24	Randolph	17	Ginobili	35
Mar 1	SAN ANTONIO	W 109	93	21-8	13-20	34-28	13,480	Arthur, Randolph	21	Randolph	10	Neal	14
Mar 4	NEW ORLEANS	L 91	98	21-9	13-20	34-29	15,367	Randolph	20	Randolph	11	Paul	23
Mar 6	at Dallas	W 104	103	21-9	14-20	35-29	20,102	Randolph	29	Battier	11	Terry	26
Mar 7	OKLAHOMA CITY	W 107	101	22-9	14-20	36-29	13,903	Allen, Conley	20	Battier, Mayo	7	Westbrook	27
Mar 9	NEW YORK	L 108	110	22-10	14-20	36-30	17,512	Allen	22	Randolph	11	Anthony	31
Mar 12	at Miami	L 85	118	22-10	14-21	36-31	19,600	Mayo	19	Randolph	9	Wade	28
Mar 14	L.A. CLIPPERS	W 102	85	23-10	14-21	37-31	15,989	Randolph	30	Randolph	12	Bledsoe	19
Mar 17	at New York	L 99	120	23-10	14-22	37-32	19,763	Conley	16	Arthur	7	Douglas	29
Mar 19	INDIANA	W 99	78	24-10	14-22	38-32	17,013	Allen	19	Allen	11	Collison, Granger	17
Mar 21	UTAH	W 103	85	25-10	14-22	39-32	12,688	Randolph	19	Randolph	13	Millsap	15
Mar 23	at Boston	W 90	87	25-10	15-22	40-32	18,624	Powe, Randolph	13	Gasol	11	Pierce	22
Mar 25	at Chicago	L 96	99	25-10	15-23	40-33	22,274	Randolph	16	Gasol	11	Rose	24
Mar 27	SAN ANTONIO	W 111	104	26-10	15-23	41-33	17,098	Allen, Randolph	23	Randolph	11	Hill	30
Mar 30	GOLDEN STATE	W 110	91	27-10	15-23	42-33	13,815	Allen	21	Randolph	13	Ellis, Wright	16
Apr 1	at New Orleans	W 93	81	27-10	16-23	43-33	16,561	Randolph	28	Gasol, Randolph	10	Landry	19
Apr 2	MINNESOTA	W 106	89	28-10	16-23	44-33	15,327	Randolph	22	Gasol	9	Beasley	20
Apr 5	L.A. CLIPPERS	L 81	82	28-11	16-23	44-34	15,433	Conley	20	Gasol	15	Williams	16
Apr 8	SACRAMENTO	W 101	96	29-11	16-23	45-34	16,517	Randolph	27	Randolph	15	Thornhill	18
Apr 10	NEW ORLEANS	W 111	89	30-11	16-23	46-34	17,041	Mayo	18	Gasol, Haddadi	7	Belinelli	18
Apr 12	at Portland	L 89	102	30-11	16-24	46-35	20,662	Conley	17	Gasol, Haddadi	10	Aldridge	22
Apr 13	at L.A. Clippers	L 103	110	30-11	16-25	46-36	19,060	Young	22	Arthur	9	Griffin	31

INTRO  
PLAYERS  
EXECUTIVE  
BASEBALL OPS  
BUSINESS OPS  
MEDIA  
COMMUNITY  
HISTORY  
PLAYOFFS  
REVIEW  
OPPONENTS  
NBA  
FEDERATION  
AT A GLANCE



# SEASON REVIEW

## 2009-10 MEMPHIS GRIZZLIES (40-42)



**Back Row, standing (L-R):** Drew Graham, Damon Stoudamire, Johnny Davis, Gary Schmidt, Mitchell Anderson, Darrell Arthur, Rudy Gay, Marc Gasol, Hasheem Thabeet, Hamed Haddadi, Zach Randolph, DeMarre Carroll, Henry Bibby, Jim Scholler, David Joerger, Jason Biles, Barry Hecker. **Front Row, sitting (L-R):** Sam Young, O.J. Mayo, Mike Conley, Lionel Hollins, Marcus Williams, Jamaal Tinsley, Ronnie Brewer. Not Pictured: Lester Hudson.

	--Field Goals--						--3-Point FG--			--Free Throws--			--Rebounds--										
Player	G	GS	Min	FG	FGA	Pct	FG	FGA	Pct	FT	FTA	Pct	Off	Def	Tot	Ast	PF	Dq	Stl	To	Blk	Pts	Avg
Randolph	81	81	3051	652	1336	.488	15	52	.288	362	465	.778	330	620	950	149	226	3	80	174	34	1681	20.8
Gay	80	80	3175	600	1288	.466	66	202	.327	301	400	.753	115	357	472	153	201	0	118	169	64	1567	19.6
Mayo	82	82	3113	542	1183	.458	136	355	.383	212	262	.809	61	250	311	242	174	1	98	176	17	1432	17.5
Gasol	69	69	2469	378	651	.581	0	1	.000	252	376	.670	208	432	640	165	254	3	69	135	109	1008	14.6
Iverson	3	0	67	15	26	.577	1	1	1.000	6	12	.500	1	3	4	11	5	0	1	7	0	37	12.3
Conley	80	80	2569	369	830	.445	82	212	.387	139	187	.743	30	161	191	425	178	4	109	170	12	959	12.0
Young	80	1	1321	224	497	.451	11	56	.196	136	175	.777	77	124	201	52	106	0	34	94	20	595	7.4
Arthur	32	1	457	63	146	.432	0	1	.000	17	30	.567	37	73	110	15	60	0	14	22	14	143	4.5
Williams	62	1	872	104	271	.384	24	81	.296	37	55	.673	13	80	93	161	43	0	32	74	1	269	4.3
Hudson	9	0	61	14	35	.400	2	11	.182	6	7	.857	4	6	10	5	5	0	5	5	1	36	4.0
Tinsley	38	1	589	52	140	.371	7	39	.179	22	27	.815	11	55	66	108	67	0	33	63	5	133	3.5
Thabeet	68	13	883	77	131	.588	0	0	---	54	93	.581	85	158	243	11	162	1	15	43	89	208	3.1
Carroll	71	1	795	88	222	.396	0	6	.000	33	53	.623	53	97	150	33	107	1	28	24	9	209	2.9
Hunter	21	0	158	17	43	.395	0	0	---	19	36	.528	18	24	42	0	10	0	1	9	10	53	2.5
Brewer	5	0	80	3	13	.231	0	0	---	4	5	.800	1	6	7	3	0	0	6	2	0	10	2.0
Haddadi	36	0	240	24	62	.387	0	3	.000	14	19	.737	26	49	75	10	57	0	1	20	14	62	1.7
Gilder	2	0	5	1	1	1.000	0	0	---	0	0	---	0	1	1	0	0	0	1	0	0	2	1.0
GRIZZLIES	82		19905	3223	6875	.469	344	1020	.337	1614	2202	.733	1070	2496	3566	1543	1655	13	645	1248	399	8404	102.5
OPPONENTS	82		19905	3277	6849	.478	572	1618	.354	1402	1858	.755	907	2349	3256	1875	1840	19	635	1165	501	8528	104.0

## QUICK FACTS

- The Memphis Grizzlies finished with a 40-42 record (.488), a 16-game improvement over the 2008-09 season, second in the NBA behind the Oklahoma City Thunder.
- Team established the longest home and road winning streaks in franchise history, winning 11 straight at FedExForum from Dec. 18, 2009-Jan. 25, 2010 and seven-in-a-row away from home from Feb. 17-March 10, 2010.
- In his first season with the team, **Zach Randolph** led the team in scoring (20.8 points) and rebounding (11.7) while setting or tying 16 franchise records en route to his first career All-Star appearance.
- Grizzlies set franchise records in scoring (102.5 points) and field goal percentage (.469).
- Head Coach **Lionel Hollins** is named the Western Conference Coach of the Month after leading the Grizzlies to a 9-4 record (.692) in December, the best December record and sixth-highest winning percentage in a single month in team history.
- Memphis defeated every NBA division leader, including the Cleveland Cavaliers, Los Angeles Lakers, Orlando Magic, Boston Celtics, Dallas Mavericks and Denver Nuggets.
- The Grizzlies won 39 of their final 74 games (.527) following a 1-8 start to the season.
- The club snapped long-standing road losing streaks against the San Antonio Spurs (10 games), New Orleans Hornets (eight games), Phoenix Suns (seven games), Chicago Bulls (five games), Portland Trail Blazers (four games) and Philadelphia 76ers (four games).
- Marc Gasol** set a franchise record for field goal percentage (.581, 4th in the NBA), breaking the previous mark held by his brother Pau (.538 in 2006-07).

## NBA STATISTICAL RANKINGS

Category	Memphis		Opponents		Category	Memphis		Opponents	
Points per game	102.5	7th	104.0	24th	Assists Per Game	18.82	29th	22.87	23rd
Field Goal Pct.	.469	9th	.478	24th	Steals Per Game	7.87	7th	7.74	24th
Free Throw Pct.	.733	25th	.755	12th	Turnovers Per Game	15.22	27th	14.21	17th
3-Pt. Field Goal Pct.	.337	26th	.354	15th	Blocks Per Game	4.87	18th	6.11	28th
Offensive Rebounds Per Game	13.05	1st	11.06	15th	Personal Fouls Per Game	20.18	12th	22.44	T-2nd
Defensive Rebounds Per Game	30.44	18th	28.65	2nd	Disqualifications	13	T-22nd	19	3rd
Rebounds Per Game	43.5	4th	39.7	7th	Points Per Game Differential	-1.5	17th		

# GAME BY GAME



Date	Opponent	Mem	Opp	Hm	Rd	Tot	Atten	Grizzlies Top Scorer	Grizzlies Top Rebounder	Opponent Top Scorer
Oct 28	DETROIT	L	74	96	0-1	0-0	0-1	17,212	Gasol	Hamilton
Oct 30	TORONTO	W	115	107	1-1	0-0	1-1	10,563	Randolph	Bosh
Nov 1	at Denver	L	123	133	1-1	0-1	1-2	15,823	Mayo	Anthony
Nov 2	at Sacramento	L	116	127	1-1	0-2	1-3	17,317	Randolph	Martin
Nov 4	at Golden State	L	105	113	1-1	0-3	1-4	17,457	Gasol	Ellis, Morrow
Nov 6	at L.A. Lakers	L	98	114	1-1	0-4	1-5	18,997	Gasol	Bryant
Nov 7	at L.A. Clippers	L	110	113	1-1	0-5	1-6	15,399	Gasol	Kaman
Nov 10	PORTLAND	L	79	93	1-2	0-5	1-7	10,589	Gasol	Roy
Nov 11	at Houston	L	79	104	1-2	0-6	1-8	17,220	Mayo	Scola
Nov 14	MINNESOTA	W	97	87	2-2	0-6	2-8	10,019	Gasol, Mayo	Brewer
Nov 18	L.A. CLIPPERS	W	106	91	3-2	0-6	3-8	10,012	Gasol, Randolph	B. Davis
Nov 20	at Philadelphia	W	102	97	3-2	1-6	4-8	14,269	Gasol	Williams
Nov 21	MILWAUKEE	L	98	103	3-3	1-6	4-9	11,209	Gasol	Jennings
Nov 23	SACRAMENTO	W	116	105	4-3	1-6	5-9	10,109	Gasol	Evans
Nov 25	at Phoenix	L	111	126	4-3	1-7	5-10	18,284	Randolph	Stoudemire
Nov 27	at Portland	W	106	96	4-3	2-7	6-10	20,540	Randolph	Roy
Nov 29	at L.A. Clippers	L	88	98	4-3	2-8	6-11	14,854	Gasol	Gordon
Nov 30	at Utah	L	93	120	4-3	2-9	6-12	18,469	Mayo	Brewer
Dec 2	at Minnesota	W	97	95	4-3	3-9	7-12	11,408	Conley, Gasol, Randolph	Gomes
Dec 4	DALLAS	W	98	82	5-3	3-9	8-12	13,020	Mayo	Terry
Dec 8	CLEVELAND	W	111	109	6-3	3-9	9-12	16,325	Randolph	James
Dec 11	OKLAHOMA CITY	L	94	102	6-4	3-9	9-13	13,048	Conley	Durant
Dec 13	at Miami	W	118	90	6-4	4-9	10-13	14,465	Gasol	Wade
Dec 14	BOSTON	L	105	110	6-5	4-9	10-14	14,993	Gasol, Thabeet	Pierce
Dec 16	at Atlanta	L	97	110	6-5	4-10	10-15	13,013	Young	Johnson
Dec 18	INDIANA	W	107	94	7-5	4-10	11-15	13,217	Randolph	Dunleavy, Ford
Dec 20	DENVER	W	102	96	8-5	4-10	12-15	13,385	Randolph	Anthony
Dec 22	GOLDEN STATE	W	121	108	9-5	4-10	13-15	12,827	Randolph	Maggette
Dec 26	at Dallas	L	101	106	9-5	4-11	13-16	20,195	Randolph	Terry
Dec 28	WASHINGTON	W	116	111	10-5	4-11	14-16	14,571	Mayo	Arenas
Dec 30	at Indiana	W	121	110	10-5	5-11	15-16	14,741	Gasol	Head
Jan 2	at Phoenix	W	128	103	10-5	6-11	16-16	17,135	Mayo	Stoudemire
Jan 5	at Portland	W	109	104	10-5	7-11	17-16	20,278	Mayo, Randolph	Roy
Jan 6	at Utah	L	94	117	10-5	7-12	17-17	19,008	Young	Miles
Jan 8	UTAH	W	91	89	11-5	7-12	18-17	14,213	Randolph	Okur
Jan 9	at Charlotte	L	87	89	11-5	7-13	18-18	15,438	Mayo	Felton
Jan 12	L.A. CLIPPERS	W	104	102	12-5	7-13	19-18	11,004	Gasol	B. Davis
Jan 15	MINNESOTA	W	135	110	13-5	7-13	20-18	12,812	Gasol	Brewer
Jan 16	SAN ANTONIO	W	92	86	14-5	7-13	21-18	11,116	Randolph	James
Jan 18	PHOENIX	W	125	118	15-5	7-13	22-18	18,119	Gasol	Nash
Jan 20	at New Orleans	L	111	113	15-5	7-14	22-19	14,238	Gasol	Paul, West
Jan 22	OKLAHOMA CITY	W	86	84	16-5	7-14	23-19	12,948	Gasol, Randolph	Durant
Jan 25	ORLANDO	W	99	94	17-5	7-14	24-19	12,273	Randolph	Howard
Jan 27	at Detroit	W	99	93	17-5	8-14	25-19	14,886	Gasol	Stuckey
Jan 29	at San Antonio	L	97	104	17-5	8-15	25-20	18,088	Mayo	Duncan
Jan 30	NEW ORLEANS	L	102	109	17-6	8-15	25-21	12,317	Gasol, Randolph	West
Feb 1	L.A. LAKERS	W	95	93	18-6	8-15	26-21	18,119	Gasol	Bryant
Feb 2	at Cleveland	L	89	105	18-6	8-16	26-22	20,562	Gasol	James
Feb 5	HOUSTON	L	83	101	18-7	8-16	26-23	14,531	Gasol	Brooks
Feb 6	at Minnesota	L	102	109	18-7	8-17	26-24	14,159	Gasol	Gomes
Feb 9	ATLANTA	L	94	108	18-8	8-17	26-25	10,491	Randolph	Crawford
Feb 16	PHOENIX	L	95	109	18-9	8-17	26-26	11,508	Gasol	Richards
Feb 17	at Toronto	W	109	102	18-9	9-17	27-26	16,829	Gasol	Bosh
Feb 19	MIAMI	L	87	100	18-10	9-17	27-27	16,127	Gasol	Beasley
Feb 21	at New Jersey	W	104	94	18-10	10-17	28-27	12,076	Gasol	Lopez
Feb 23	L.A. LAKERS	L	98	99	18-11	10-17	28-28	18,119	Mayo	Bryant
Feb 24	at Washington	W	99	94	18-11	11-17	29-28	11,875	Randolph	Blatche
Feb 26	CHARLOTTE	L	89	93	18-12	11-17	29-29	14,713	Randolph	Johnson
Feb 27	at New York	W	120	109	18-12	12-17	30-29	19,763	Randolph	Harrington
Mar 1	PORTLAND	L	93	103	18-13	12-17	30-30	11,123	Randolph	Roy
Mar 3	at New Orleans	W	104	100	18-13	13-17	31-30	14,347	Conley	Thornton
Mar 4	at Chicago	W	105	96	18-13	14-17	32-30	19,187	Randolph	Deng
Mar 6	SAN ANTONIO	L	92	102	18-14	14-17	32-31	15,928	Mayo	Jefferson
Mar 8	NEW JERSEY	W	107	101	19-14	14-17	33-31	10,317	Conley, Gasol	Lee
Mar 10	at Boston	W	111	91	19-14	15-17	34-31	18,624	Gasol, Randolph	Allen, Rondo
Mar 12	NEW YORK	W	119	112	20-14	15-17	35-31	12,236	Randolph	Walker
Mar 13	DENVER	L	108	125	20-15	15-17	35-32	17,023	Mayo	Smith
Mar 16	CHICAGO	W	104	97	21-15	15-17	36-32	15,413	Mayo	Murray
Mar 17	at Houston	L	94	107	21-15	15-18	36-33	16,142	Randolph	Brooks
Mar 20	GOLDEN STATE	W	123	107	22-15	15-18	37-33	14,897	Gasol	Ellis
Mar 22	at Sacramento	W	102	85	22-15	16-18	38-33	11,497	Randolph	Landry
Mar 24	at Golden State	L	110	128	22-15	16-19	38-34	17,123	Gasol	Curry
Mar 28	at Milwaukee	L	103	108	22-15	16-20	38-35	17,008	Randolph	Jennings
Mar 31	DALLAS	L	102	106	22-16	16-20	38-36	11,616	Mayo	Terry
Apr 2	NEW ORLEANS	W	107	96	23-16	16-20	39-36	15,043	Mayo	Thornton
Apr 4	at Orlando	L	92	107	23-16	16-21	39-37	17,461	Randolph	Carter
Apr 6	HOUSTON	L	103	113	23-17	16-21	39-38	11,673	Randolph	Martin
Apr 7	at Dallas	L	84	110	23-17	16-22	39-39	20,105	Gasol	Butler
Apr 9	at San Antonio	W	107	99	23-17	17-22	40-39	18,581	Randolph	Ginobili
Apr 10	PHILADELPHIA	L	101	120	23-18	17-22	40-40	15,936	Conley	Speights
Apr 12	at Denver	L	101	123	23-18	17-23	40-41	19,155	Conley	Smith
Apr 14	at Oklahoma City	L	105	114	23-18	17-24	40-42	18,334	Gasol	Durant

INTRO

PLAYERS

EXECUTIVE

BASKETBALL OPS

BUSINESS OPS

MEDIA

COMMUNITY

HISTORY

PLAYOFFS

REVIEW

OPPONENTS

NBA

FEDERATION

AT A GLANCE





# SEASON REVIEW

## 2008-09 MEMPHIS GRIZZLIES (24-58)



**Back Row, standing (L-R):** Damon Stoudamire, Gary Schmidt, Drew Graham, Johnny Davis, Quinton Ross, Rudy Gay, Hakim Warrick, Marc Gasol, Darko Milicic, Darius Miles, Darrell Arthur, David Joergler, Henry Bibby, Barry Hecker, Jim Scholler, Jason Biles.

**Front Row, sitting (L-R):** Marko Jaric, O.J. Mayo, Lionel Hollins, Mike Conley, Greg Buckner. Not Pictured: Hamed Haddadi.

Player	--Field Goals--						--3-Point FG--			-Free Throws-			--Rebounds--				PF	Dq	Stl	TO	Blk	Pts	Avg
	G	GS	Min	FG	FGA	Pct	FG	FGA	Pct	FT	FTA	Pct	Off	Def	Tot	Ast							
Gay	79	78	2945	572	1262	.453	85	242	.351	264	344	.767	109	328	437	135	221	1	98	203	59	1493	18.9
Mayo	82	82	3120	562	1283	.438	145	378	.384	247	281	.879	56	252	308	262	204	1	91	226	13	1516	18.5
Gasol	82	75	2521	350	661	.530	0	1	.000	275	375	.733	201	404	605	143	265	5	63	164	90	975	11.9
Warrick	82	7	2029	340	693	.491	5	23	.217	266	374	.711	129	277	406	66	170	1	48	98	39	951	11.6
Conley	82	61	2508	323	730	.442	88	217	.406	161	197	.817	25	251	276	354	146	1	90	143	8	895	10.9
Lowry	49	21	1071	112	272	.412	17	69	.246	129	161	.801	13	98	111	178	89	1	48	79	8	370	7.6
Arthur	76	64	1464	191	436	.438	0	2	.000	40	60	.667	108	238	346	43	206	1	52	47	52	422	5.6
Milicic	61	15	1034	137	266	.515	0	0	---	59	105	.562	83	181	264	34	134	0	22	48	51	333	5.5
Ross	68	7	1164	99	259	.382	33	88	.375	34	42	.810	29	97	126	47	114	0	32	36	14	265	3.9
Miles	34	0	298	48	99	.485	1	6	.167	23	31	.742	19	38	57	17	32	0	11	21	20	120	3.5
Crittendon	7	0	44	7	15	.467	0	1	.000	5	11	.455	4	2	6	5	5	0	1	3	0	19	2.7
Jaric	53	0	605	48	145	.331	11	28	.393	29	41	.707	23	42	65	74	62	0	29	49	11	136	2.6
Haddadi	19	0	120	15	31	.484	0	0	---	18	30	.600	16	31	47	8	20	0	1	9	12	48	2.5
Buckner	63	0	878	61	159	.384	13	51	.255	20	25	.800	32	98	130	57	108	0	29	38	8	155	2.5
Foyle	1	0	3	0	0	---	0	0	---	0	0	---	0	0	0	0	1	0	0	0	0	0	0.0
GRIZZLIES	82		19805	2865	6311	.454	398	1106	.360	1570	2077	.756	847	2337	3184	1423	1777	11	615	1252	385	7698	93.9
OPPONENTS	82		19805	3018	6378	.473	536	1510	.355	1574	2043	.770	842	2431	3273	1735	1786	11	632	1194	443	8146	99.3

## QUICK FACTS

- The Memphis Grizzlies posted a two-game improvement, finishing with a 24-58 record (fifth in the Southwest Division).
- Grizzlies Head Coach **Marc Iavaroni** is relieved of his coaching duties on Jan. 23, 2009 and **Johnny Davis** is named interim head coach for two games.
- Longtime Grizzlies assistant coach and former two-time interim head coach **Lionel Hollins** named head coach of the Memphis Grizzlies on Jan. 25, 2009.
- Rookie **O.J. Mayo** finished runner-up to Chicago's **Derrick Rose** for the NBA Rookie of the Year Award, leading all rookies with 18.5 points per game and being named the T-Mobile Western Conference Rookie of the Month twice (Oct./Nov. and April).
- Mayo sets the franchise rookie record in total points (1,516), field goals made (562), three-point field goal percentage (.384) and minutes (3,120), while setting the overall franchise record in free throw percentage (.879).
- Mike Conley** ties a club record with seven steals on April 13 at Phoenix.
- Marc Gasol** shot .530 from the field in his rookie season, breaking his brother **Pau Gasol's** franchise rookie record (.518 in 2001-02).

## NBA STATISTICAL RANKINGS

Category	Memphis		Opponents		Category	Memphis		Opponents	
Points per game	93.9	29th	99.3	14th	Assists Per Game	17.35	30th	21.16	17th
Field Goal Pct.	.454	21st	.473	25th	Steals Per Game	7.50	T-9th	7.71	20th
Free Throw Pct.	.756	22nd	.770	16th	Turnovers Per Game	15.27	24th	14.56	10th
3-PT. Field Goal Pct.	.360	21st	.355	10th	Blocks Per Game	4.70	18th	5.40	25th
Offensive Rebounds Per Game	10.33	24th	10.27	7th	Personal Fouls Per Game	21.67	21st	21.78	T-16th
Defensive Rebounds Per Game	28.50	28th	29.65	10th	Disqualifications	11	T-14th	11	T-16th
Rebounds Per Game	38.8	30th	39.9	7th	Points Per Game Differential	-5.4	26th		



Date	Opponent	Mem	Opp	Hm	Rd	Tot	Atten	Grizzlies Top Scorer	Grizzlies Top Rebounder	Opponent Top Scorer					
Oct 29	at Houston	L	71	82	0-0	0-1	0-1	18,196	Gay	20	Arthur	15	McGrady	21	
Oct 31	ORLANDO	W	86	84	1-0	0-1	1-1	16,139	Gay	29	Arthur	10	Lewis	23	
Nov 1	at Chicago	L	86	96	1-0	0-2	1-2	21,785	Gay	20	Millicic	9	Rose	26	
Nov 3	GOLDEN STATE	W	90	79	2-0	0-2	2-2	10,121	Gasol	27	Gasol	16	Jackson	17	
Nov 5	at Sacramento	L	95	100	2-0	0-3	2-3	13,685	Mayo	28	Gasol, Gay, Lowry	6	Martin	33	
Nov 7	at Golden State	W	109	104	2-0	1-3	3-3	18,744	Gay	23	Arthur	12	Jackson	27	
Nov 9	at Denver	L	90	100	2-0	1-4	3-4	14,359	Mayo	31	Gasol, Mayo	8	Anthony	24	
Nov 10	at Phoenix	L	102	107	2-0	1-5	3-5	18,422	Mayo	33	Arthur, Gay	7	Barbosa	27	
Nov 12	NEW YORK	L	103	132	2-1	1-5	3-6	10,129	Gay	20	Warrick	8	Chandler	27	
Nov 14	MILWAUKEE	L	96	101	2-2	1-5	3-7	11,308	Mayo	25	Warrick	10	Jefferson	26	
Nov 18	SACRAMENTO	W	109	94	3-2	1-5	4-7	10,834	Gay	22	Warrick	10	Salmons	18	
Nov 21	at Dallas	L	76	91	3-2	1-6	4-8	20,035	Mayo	19	Gasol, Gay	8	Nowitzki	25	
Nov 22	UTAH	L	93	104	3-3	1-6	4-9	13,121	Mayo	23	Arthur	9	Okur	23	
Nov 24	SAN ANTONIO	L	81	94	3-4	1-6	4-10	12,053	Mayo	26	Millicic	11	Hill	20	
Nov 26	at Utah	L	100	117	3-4	1-7	4-11	19,911	Gay	27	Gasol	8	Millsap	24	
Nov 28	at San Antonio	L	98	109	3-4	1-8	4-12	17,074	Mayo	32	Gasol, Gay, Millicic	6	Mason	20	
Nov 29	OKLAHOMA CITY	L	103	111	3-5	1-8	4-13	11,977	Mayo	30	Mayo	7	Durant	30	
Dec 3	at Atlanta	L	95	105	3-5	1-9	4-14	12,088	Warrick	20	Gay	10	Johnson	26	
Dec 5	L.A. CLIPPERS	W	91	83	4-5	1-9	5-14	10,484	Gay	25	Millicic	9	B. Davis	23	
Dec 6	at New Orleans	L	87	106	4-5	1-10	5-15	16,822	Gasol	21	Gasol	7	Paul	21	
Dec 8	HOUSTON	W	109	97	5-5	1-10	6-15	10,691	Gay	20	Gasol	8	Artest, Scola	16	
Dec 10	at Oklahoma City	W	108	102	5-5	2-10	7-15	18,009	Gay	22	Gasol, Gay, Warrick	6	Durant	28	
Dec 12	CHICAGO	W	103	96	6-5	2-10	8-15	17,132	Gay	29	Millicic	11	Gordon	26	
Dec 14	MIAMI	W	102	86	7-5	2-10	9-15	12,271	Mayo	28	Gasol	7	Beasley	20	
Dec 16	NEW ORLEANS	L	84	91	7-6	2-10	9-16	10,231	Gay	28	Gasol	11	Paul, West	18	
Dec 19	CHARLOTTE	L	83	112	7-7	2-10	9-17	11,869	Gay	17	Gasol	6	Diaw	26	
Dec 22	L.A. LAKERS	L	96	105	7-8	2-10	9-18	17,456	Gay	23	Millicic	8	Bryant	36	
Dec 23	at Dallas	L	82	100	7-8	2-11	9-19	20,200	Warrick	21	Gay	9	Nowitzki	21	
Dec 26	INDIANA	W	108	105	8-8	2-11	10-19	12,346	Warrick	21	Mayo	8	Daniels	28	
Dec 27	at San Antonio	L	103	106	20	8-8	2-12	10-20	18,797	Mayo	29	Gay	11	Parker	32
Dec 29	at Minnesota	L	98	108	10	8-8	2-13	10-21	12,207	Mayo	23	Warrick	8	Jefferson	38
Dec 30	PHOENIX	L	89	101	8-9	2-13	10-22	14,471	Warrick	25	Gasol	13	Barbosa	28	
Jan 2	SAN ANTONIO	L	80	91	8-10	2-13	10-23	12,597	Warrick	16	Gasol	11	Duncan	20	
Jan 4	DALLAS	W	102	82	9-10	2-13	11-23	11,731	Mayo	21	Gay, Warrick	7	Nowitzki	28	
Jan 6	MINNESOTA	L	87	94	9-11	2-13	11-24	10,156	Warrick	22	Mayo	8	Foye	23	
Jan 7	at New Jersey	L	89	100	9-11	2-14	11-25	11,552	Mayo	26	Gasol	10	Carter	25	
Jan 9	at Toronto	L	82	103	9-11	2-15	11-26	18,486	Gay	22	Arthur	7	Bosh	32	
Jan 13	CLEVELAND	L	87	102	9-12	2-15	11-27	15,121	Lowry	25	Gasol	11	James	30	
Jan 16	UTAH	L	91	101	9-13	2-15	11-28	10,422	Mayo	23	Gasol	10	Williams	27	
Jan 19	DETROIT	L	79	87	9-14	2-15	11-29	17,483	Gay, Mayo	15	Gasol	13	Iverson	27	
Jan 21	at Charlotte	L	86	101	9-14	2-16	11-30	11,249	Gay	26	Gasol	6	Bell	25	
Jan 23	at New York	L	88	108	9-14	2-17	11-31	18,391	Gay	20	Gay	9	Lee	19	
Jan 24	NEW JERSEY	L	88	99	9-15	2-17	11-32	12,817	Mayo	23	Gasol	10	Carter	23	
Jan 27	DENVER	L	85	100	9-16	2-17	11-33	11,338	Mayo	19	Warrick	10	Billups	29	
Jan 28	at Oklahoma City	L	102	114	10	9-16	2-18	11-34	18,450	Gay	25	Gasol, Gay	8	Durant	35
Jan 31	L.A. LAKERS	L	98	115	9-17	2-18	11-35	18,119	Gay	23	Arthur, Warrick	7	Bryant	25	
Feb 2	at Washington	W	113	97	9-17	3-18	12-35	11,442	Mayo	33	Gasol	11	Jamison	29	
Feb 4	HOUSTON	W	104	93	10-17	3-18	13-35	10,109	Mayo	32	Conley, Gay	9	McGrady	31	
Feb 6	L.A. CLIPPERS	L	105	126	10-18	3-18	13-36	10,912	Gay	26	Gasol, Gay, Mayo	5	Randolph	25	
Feb 7	TORONTO	W	78	70	11-18	3-18	14-36	11,498	Mayo, Warrick	16	Five players tied	8	Calderon	18	
Feb 9	NEW ORLEANS	W	85	80	12-18	3-18	15-36	10,896	Mayo	22	Mayo	16	Stojakovic	23	
Feb 11	at Philadelphia	L	87	91	12-18	3-19	15-37	12,812	Warrick	31	Gasol	9	Miller	24	
Feb 17	at Utah	L	99	117	12-18	3-20	15-38	19,911	Gay, Mayo	18	Millicic	10	Miles	24	
Feb 18	at Portland	L	90	94	12-18	3-21	15-39	20,385	Gay	20	Gasol	10	Roy	24	
Feb 20	SACRAMENTO	L	106	115	12-19	3-21	15-40	15,036	Mayo	24	Conley	10	Martin	33	
Feb 24	at Cleveland	L	79	94	12-19	3-22	15-41	20,562	Gay, Warrick	13	Gasol	9	Gibson	19	
Feb 25	at Indiana	L	99	104	12-19	3-23	15-42	13,211	Gasol	22	Gasol	15	Ford, Jack	20	
Feb 28	OKLAHOMA CITY	L	92	99	12-20	3-23	15-43	10,074	Gay	20	Gasol	9	Green	27	
Mar 3	at L.A. Lakers	L	89	99	12-20	3-24	15-44	18,997	Gasol, Mayo	17	Gasol	14	Bryant	31	
Mar 4	at L.A. Clippers	W	118	95	12-20	4-24	16-44	13,813	Gay	35	Gasol, Gay	8	Thornton	25	
Mar 7	PHILADELPHIA	L	105	110	12-21	4-24	16-45	14,458	Conley	31	Gasol	13	Iguodala	24	
Mar 8	at Houston	L	83	93	12-21	4-25	16-46	16,179	Gay	21	Arthur	12	Yao	24	
Mar 11	at Minnesota	L	79	104	12-21	4-26	16-47	12,443	Mayo	18	Millicic	10	Gomes	24	
Mar 13	at Boston	L	92	102	12-21	4-27	16-48	18,624	Gay	26	Gasol	15	Powe	30	
Mar 15	at Detroit	W	89	84	12-21	5-27	17-48	22,076	Conley	20	Millicic	11	McDyess	19	
Mar 16	PORTLAND	L	92	103	12-22	5-27	17-49	11,417	Mayo	21	Gay	11	Aldridge	22	
Mar 18	DENVER	L	109	111	12-23	5-27	17-50	11,087	Gay	30	Gasol	8	Anthony	35	
Mar 20	at New Orleans	L	84	96	12-23	5-28	17-51	17,837	Gay	23	Gasol, Millicic	6	Paul	32	
Mar 21	BOSTON	L	87	105	12-24	5-28	17-52	18,119	Warrick	20	Buckner	7	Davis	24	
Mar 23	at Miami	L	82	94	12-24	5-29	17-53	18,654	Mayo	21	Gasol	9	Wade	27	
Mar 27	at Sacramento	W	113	95	12-24	6-29	18-53	12,987	Gasol	27	Gay	9	Martin	31	
Mar 28	at Portland	L	66	86	12-24	6-30	18-54	20,680	Mayo	12	Conley, Haddadi	6	Roy	21	
Mar 30	at Golden State	W	114	109	12-24	7-30	19-54	18,471	Mayo	24	Haddadi	8	Ellis	29	
Apr 1	WASHINGTON	W	112	107	13-24	7-30	20-54	10,013	Gay	25	Gasol	9	Butler	31	
Apr 3	DALLAS	W	107	102	14-24	7-30	21-54	15,126	Gay	27	Gay	10	Nowitzki	35	
Apr 4	at Milwaukee	W	107	102	14-24	8-30	22-54	18,717	Gay	26	Gasol	10	Jefferson	24	
Apr 7	PORTLAND	L	93	96	14-25	8-30	22-55	10,089	Mayo	31	Arthur	5	Roy	24	
Apr 8	at Orlando	L	78	81	14-25	8-31	22-56	17,461	Gay	18	Gasol	8	Turkoglu	20	
Apr 10	PHOENIX	W	106	89	15-25	8-31	23-56	15,908	Gay, Mayo	20	Arthur, Warrick	10	Amundson, Richardson	13	
Apr 12	at L.A. Lakers	L	75	92	15-25	8-32	23-57	18,997	Mayo	20	Gasol	8	Bynum	18	
Apr 13	at Phoenix	L	110	119	15-25	8-33	23-58	18,422	Gay, Warrick	26	Warrick	9	O'Neal	19	
Apr 15	ATLANTA	W	98	90	16-25	8-33	24-58	12,736	Mayo	26	Arthur	10	Murray	29	

INTRO

PLAYERS

EXECUTIVE

BASKETBALL OPS

BUSINESS OPS

MEDIA

COMMUNITY

HISTORY

PLAYOFFS

REVIEW

OPPONENTS

NBA

FEDERATION

AT A GLANCE





# SEASON REVIEW

## 2007-08 MEMPHIS GRIZZLIES (22-60)



**Back Row, standing (L-R):** Gordon Chiesa, Drew Graham, Mark Price, Jason Biles, Andy Greer, Brian Cardinal, Hakim Warrick, Kwame Brown, Darko Milicic, Jason Collins, Rudy Gay, Andre Brown, Johnny Davis, Ron DuBois, David Joerger, Mike Curtis. **Front Row, sitting (L-R):** Mike Miller, Juan Carlos Navarro, Mike Conley, Marc Iavaroni, Kyle Lowry, Javaris Crittenton, Casey Jacobsen.

	--Field Goals--					--3-Point FG--			--Free Throws--			--Rebounds--												
Player	G	GS	Min	FG	FGA	Pct	FG	FGA	Pct	FT	FTA	Pct	Off	Def	Tot	Ast	PF	Dq	Stl	TO	Blk	Pts	Avg	
Gay	81	81	3000	625	1355	.461	134	387	.346	248	316	.785	140	359	499	158	230	6	111	190	79	1632	20.1	
Gasol	39	39	1433	279	557	.501	4	15	.267	176	215	.819	94	248	342	116	85	0	16	80	56	738	18.9	
Miller	70	70	2474	414	824	.502	155	359	.432	164	212	.774	51	416	467	240	145	3	35	182	16	1147	16.4	
Warrick	75	30	1754	328	653	.502	13	48	.271	183	260	.704	123	233	356	53	156	1	36	85	28	852	11.4	
Navarro	82	30	2117	308	766	.402	156	432	.361	124	146	.849	34	176	210	177	94	0	48	134	1	896	10.9	
Lowry	82	9	2089	256	592	.432	36	140	.257	243	348	.698	41	209	250	296	185	1	92	127	22	791	9.6	
Conley	53	46	1381	189	442	.428	30	91	.330	90	123	.732	21	118	139	222	85	1	44	89	2	498	9.4	
Crittendon	28	0	508	72	180	.400	9	34	.265	53	76	.697	20	69	89	33	35	0	12	33	2	206	7.4	
Stoudamire	29	29	624	77	194	.397	36	94	.383	21	26	.808	14	57	71	112	46	0	19	50	0	211	7.3	
Milicic	70	64	1663	219	500	.438	0	1	.000	67	121	.554	127	297	424	58	185	1	32	101	114	505	7.2	
Swift	35	4	549	93	177	.525	0	2	.000	52	81	.642	46	83	129	22	74	0	10	39	36	238	6.8	
Jones	9	2	137	14	36	.389	3	13	.231	9	10	.900	10	17	27	11	17	0	5	5	2	40	4.4	
Kinsey	11	0	96	16	38	.421	3	7	.429	5	6	.833	3	9	12	2	11	0	3	3	0	40	3.6	
K. Brown	15	1	204	19	39	.487	0	0	---	14	34	.412	20	37	57	17	24	0	6	14	4	52	3.5	
Cardinal	37	1	440	43	126	.341	25	81	.309	13	19	.684	26	70	96	22	62	0	10	23	2	124	3.4	
A. Brown	33	1	286	39	78	.500	0	0	---	22	49	.449	37	55	92	8	38	0	7	14	4	100	3.0	
Collins	31	3	488	30	59	.508	0	1	.000	20	38	.526	29	60	89	6	84	1	12	25	17	80	2.6	
Jacobsen	53	0	547	39	115	.339	16	72	.222	13	17	.765	12	53	65	20	34	0	5	16	1	107	2.0	
Richardson	3	0	15	0	6	.000	0	2	.000	0	0	---	0	1	1	1	2	0	0	1	0	0	0.0	
GRIZZLIES	82		19805	3060	6737	.454	620	1779		349	1517	.2097	.723	848	2567	3415	1574	1592	14	503	1251	386	8257	100.7
OPPONENTS	82		19805	3394	7076	.480	591	1625	.364	1387	1791	.774	932	2721	3653	1963	1842	12	711	1096	403	8766	106.9	

## QUICK FACTS

- The Memphis Grizzlies finished with a 22-60 record for the second consecutive season, placing fifth in the Southwest Division.
- The club made a franchise-best 620 three-point field goals.
- Rudy Gay** finished runner-up to **Hedo Turkoglu** for the NBA Most Improved Player Award, posting 20.1 points per game while recording the NBA's highest scoring average increase from the previous season (9.3).
- Gay also set a then Memphis franchise record for total points in a single season (1,632).
- Gay competed in the 2008 Sprite Slam Dunk Contest during All-Star weekend in New Orleans.
- Juan Carlos Navarro's** 156 three-pointers made ranked second most in a single season by an NBA rookie, and finished just two behind the then all-time record held by **Kerry Kittles**.
- On Feb. 1, the Grizzlies traded the franchise's all-time leading scorer **Pau Gasol** to the Los Angeles Lakers in exchange for **Kwame Brown**, **Javaris Crittenton**, **Aaron McKie**, the draft rights to brother **Marc Gasol**, two future first round picks and cash considerations.

## NBA STATISTICAL RANKINGS

Category	Memphis		Opponents		Category	Memphis		Opponents	
Points per game	100.7	10th	106.9	28th	Assists Per Game	19.20	28th	23.94	28th
Field Goal Pct.	.454	15th	.480	30th	Steals Per Game	6.13	28th	8.67	30th
Free Throw Pct.	.723	26th	.774	29th	Turnovers Per Game	15.26	28th	13.37	22nd
3-Pt. Field Goal Pct.	.349	22nd	.364	18th	Blocks Per Game	4.71	17th	4.91	18th
Offensive Rebounds Per Game	10.34	22nd	11.37	21st	Personal Fouls Per Game	19.41	3rd	22.46	6th
Defensive Rebounds Per Game	31.30	11th	33.18	28th	Disqualifications	14	T-21st	12	T-15th
Rebounds Per Game	41.65	18th	44.55	27th	Points Per Game Differential	-6.2	24th		



Date	Opponent	Mem	Opp	Hm	Rd	Tot	Atten	Grizzlies Top Scorer	Grizzlies Top Rebounder	Opponent Top Scorer
Oct 31	SAN ANTONIO	L 101	104	0-1	0-0	0-1	17,538	Gasol	22 Miller	10 Ginobili
Nov 3	INDIANA	L 111	121	0-2	0-0	0-2	14,878	Lowry	19 Gasol, Miller	10 Dunleavy
Nov 7	at Seattle	W 105	98	0-2	1-0	1-2	10,761	Gay	25 Gasol, Gay, Millicic	10 Wilcox
Nov 9	at Portland	L 98	110	0-2	1-1	1-3	18,112	Gay	31 Millicic	10 Aldridge
Nov 10	at Utah	L 94	118	0-2	1-2	1-4	19,771	Gay	18 Miller	12 Boozer
Nov 13	HOUSTON	W 105	99	1-2	1-2	2-4	12,398	Gasol	26 Lowry	8 McGrady
Nov 14	at Milwaukee	L 99	102	1-2	1-3	2-5	13,462	Gay	26 Millicic	13 Redd
Nov 16	NEW ORLEANS	L 118	120(ot)	1-3	1-3	2-6	13,271	Navarro	28 Miller	9 West
Nov 17	at Dallas	L 105	108	1-3	1-4	2-7	20,385	Miller	23 Miller	7 Jo. Howard
Nov 19	SEATTLE	W 125	108	2-3	1-4	3-7	10,863	Swift	24 Gasol, Gay	7 West
Nov 21	TORONTO	L 89	95	2-4	1-4	3-8	12,217	Gasol, Miller	16 Gasol, Miller	10 Bosh
Nov 23	at San Antonio	L 88	101	2-4	1-5	3-9	18,797	Navarro	16 Gay	7 Duncan
Nov 24	WASHINGTON	W 124	118	3-4	1-5	4-9	13,579	Navarro	28 Gasol	9 Jamison
Nov 27	at New Jersey	W 110	103	3-4	2-5	5-9	12,092	Gasol	22 Navarro	11 Carter
Nov 28	at Toronto	L 91	103	3-4	2-6	5-10	18,906	Navarro	15 Gasol, Jacobsen	7 Parker
Dec 1	MINNESOTA	W 109	80	4-4	2-6	6-10	12,896	Gay	21 Miller	14 McCants
Dec 3	PORTLAND	L 105	106	4-5	2-6	6-11	11,317	Gay, Miller	30 Gasol	15 Roy
Dec 5	at Houston	L 92	105	4-5	2-7	6-12	17,723	Gasol	23 Gasol	12 Wells, Yao
Dec 7	at New Orleans	L 116	118(ot)	4-5	2-8	6-13	10,386	Gay	31 Gasol	10 Paul
Dec 8	at Atlanta	L 78	86	4-5	2-9	6-14	15,658	Gay	17 Gay	11 Smith
Dec 11	DETROIT	L 103	113	4-6	2-9	6-15	11,962	Gay	20 Miller	11 Billups
Dec 14	L.A. CLIPPERS	L 91	98	4-7	2-9	6-16	10,819	Miller	23 Millicic	12 Kaman, Maggette
Dec 15	at Orlando	W 123	119	4-7	3-9	7-16	17,519	Gay	32 Miller	8 Howard
Dec 17	GOLDEN STATE	L 117	125	4-8	3-9	7-17	10,549	Gay	32 Swift	8 Jackson
Dec 19	SAN ANTONIO	W 88	85	5-8	3-9	8-17	13,260	Miller	31 Gay	9 Ginobili
Dec 21	at Detroit	L 67	94	5-8	3-10	8-18	12,076	Gay	18 Gasol	10 Prince
Dec 22	PHILADELPHIA	L 97	99	5-9	3-10	8-19	11,541	Gasol	31 Gasol	13 Miller
Dec 26	NEW ORLEANS	L 98	116	5-10	3-10	8-20	11,189	Gay, Miller	19 Gasol	8 Paul
Dec 28	HOUSTON	L 83	103	5-11	3-10	8-21	15,660	Gasol	23 Miller	9 Yao, Scola
Dec 30	at San Antonio	L 87	111	5-11	3-11	8-22	18,797	Gasol	19 Gasol, Gay, Millicic	5 Duncan, Parker
Jan 2	at Indiana	W 90	72	5-11	4-11	9-22	10,186	Gasol	30 Gasol	12 Dunleavy
Jan 4	at Boston	L 96	100	5-11	4-12	9-23	18,624	Gay	21 Gasol, Millicic, Miller	8 Garnett, Pierce
Jan 6	MIAMI	W 101	94	6-11	4-12	10-23	14,581	Gasol	28 Gasol	13 Davis
Jan 8	L.A. LAKERS	L 101	117	6-12	4-12	10-24	14,981	Miller	19 Gasol	12 Fisher
Jan 10	at Sacramento	L 113	116	6-12	4-13	10-25	12,493	Gay	31 Gay, Millicic, Warrick	7 Salmons
Jan 11	at Golden State	L 104	116	6-12	4-14	10-26	19,224	Gasol	43 Gasol	11 Ellis
Jan 13	at L.A. Lakers	L 99	100	6-12	4-15	10-27	18,997	Miller	27 Gasol	18 Bryant
Jan 15	CLEVELAND	L 124	132(ot)	6-13	4-15	10-28	13,871	Gay	30 Gasol	12 James
Jan 18	SEATTLE	W 124	100	7-13	4-15	11-28	13,451	Miller	25 Jones	13 Durant
Jan 19	at Charlotte	L 87	105	7-13	4-16	11-29	15,848	Gasol	28 Gay	9 Richardson
Jan 21	CHICAGO	W 104	90	8-13	4-16	12-29	18,119	Gay, Miller	24 Gasol, Gay, Miller	10 Gordon
Jan 23	ORLANDO	L 85	112	8-14	4-16	12-30	10,212	Gay	20 Gasol	11 Turkoglu
Jan 25	at Washington	L 93	104	8-14	4-17	12-31	17,123	Miller	21 Miller	9 Jamison
Jan 26	DALLAS CLIPPERS	W 125	120(ot)	9-14	4-17	13-31	11,072	Gay	34 Gay	12 Maggette
Jan 28	L.A. CLIPPERS	L 84	103	9-15	4-17	13-32	11,672	Gay	18 Gasol, Lowry, Millicic	5 Jo. Howard
Jan 30	DENVER	L 102	106	9-16	4-17	13-33	12,043	Gay	30 Millicic	16 Iverson
Feb 2	UTAH	L 91	110	9-17	4-17	13-34	12,407	Gay	15 Millicic	12 Boozer
Feb 5	MILWAUKEE	L 97	102	9-18	4-17	13-35	10,749	Miller	32 Millicic	12 Williams
Feb 8	at Dallas	L 81	92	9-18	4-18	13-36	20,315	Gay	18 Gay	12 Nowitzki
Feb 9	at New Orleans	L 99	112	9-18	4-19	13-37	17,231	Gay	26 Millicic	7 West
Feb 12	SACRAMENTO	W 107	94	10-18	4-19	14-37	10,161	Warrick	24 Warrick	13 Martin
Feb 13	at Philadelphia	L 88	102	10-18	4-20	14-38	12,026	Gay, Warrick	23 Warrick	8 Igoudala
Feb 19	at Seattle	L 101	108	10-18	4-21	14-39	11,391	Gay	23 Collins	10 Watson
Feb 20	at L.A. Clippers	L 86	100	10-18	4-22	14-40	16,117	Gay	21 Millicic	8 Maggette
Feb 22	DALLAS	L 83	98	10-19	4-22	14-41	16,245	Gay	18 K. Brown, Warrick	9 Nowitzki
Feb 24	at Cleveland	L 89	109	10-19	4-23	14-42	20,562	Warrick	21 Warrick	9 James
Feb 26	PHOENIX	L 113	127	10-20	4-23	14-43	13,482	Gay	36 Warrick	11 Nash, Stoudemire
Feb 29	at Houston	L 95	116	10-20	4-24	14-44	18,105	Gay	22 Millicic, Warrick	8 McGrady
Mar 1	UTAH	L 92	113	10-21	4-24	14-45	13,232	Gay	20 Warrick	13 Boozer
Mar 4	at Chicago	L 97	112	10-21	4-25	14-46	21,725	Lowry	24 Warrick	10 Deng, Gooden
Mar 5	NEW JERSEY	W 100	93	11-21	4-25	15-46	10,218	Warrick	25 Millicic	11 Jefferson
Mar 8	BOSTON	L 89	119	11-22	4-25	15-47	18,119	Warrick	15 Warrick	5 R. Allen
Mar 11	at Phoenix	L 111	132	11-22	4-26	15-48	18,422	Warrick	20 Gay	8 Stoudemire
Mar 12	at Denver	L 86	108	11-22	4-27	15-49	17,318	Navarro	16 Miller	9 Martin
Mar 15	at Golden State	L 107	110	11-22	4-28	15-50	19,596	Warrick	23 Miller	13 Jackson
Mar 17	CHARLOTTE	W 98	80	12-22	4-28	16-50	10,971	Navarro	21 Miller	13 Anderson
Mar 19	at Minnesota	L 94	98	12-22	4-29	16-51	12,666	Gay	25 Warrick	11 Jefferson
Mar 21	at New York	W 120	106	12-22	5-29	17-51	19,763	Miller	34 Warrick	10 Crawford
Mar 22	SACRAMENTO	W 117	111	13-22	5-29	18-51	11,151	Gay	24 Millicic	10 Martin
Mar 24	DENVER	L 106	120	13-23	5-29	18-52	12,317	Gay	30 Miller	14 Smith
Mar 26	at Sacramento	L 106	107(ot)	13-23	5-30	18-53	13,433	Warrick	26 Crittenton, Millicic	9 Martin
Mar 28	at L.A. Lakers	W 114	111	13-23	6-30	19-53	18,997	Gay	28 Millicic	12 Bryant
Mar 29	at L.A. Clippers	L 97	110	13-23	6-31	19-54	18,125	Gay	23 Millicic	9 Thornton
Mar 31	ATLANTA	L 99	116	13-24	6-31	19-55	10,281	Gay	29 Crittenton	8 Smith
Apr 2	NEW YORK	W 130	114	14-24	6-31	20-55	10,013	Crittenton	23 Crittenton	9 Randolph
Apr 4	GOLDEN STATE	L 86	117	14-25	6-31	20-56	11,463	Gay	23 Gay, Millicic, Miller	7 Biedrins
Apr 6	at Minnesota	W 113	101	14-25	7-31	21-56	16,764	Miller	34 Miller	10 Gomes
Apr 8	PHOENIX	L 113	127	14-26	7-31	21-57	13,987	Gay	36 Gay	8 Stoudemire
Apr 11	at Miami	W 96	91	14-26	8-31	22-57	19,017	Lowry, Warrick	17 A. Brown	11 Barron
Apr 12	MINNESOTA	L 105	114	14-27	8-31	22-58	14,873	Cortley	25 A. Brown	18 McCants
Apr 15	at Portland	L 91	113	14-27	8-32	22-59	19,980	Warrick	17 Warrick	14 Jones
Apr 16	at Denver	L 111	120	14-27	8-33	22-60	17,892	Lowry	22 A. Brown	13 Iverson

INTRO

PLAYERS

EXECUTIVE

BASKETBALL OPS

BUSINESS OPS

MEDIA

COMMUNITY

HISTORY

PLAYOFFS

REVIEW

OPPONENTS

NBA

FEDERATION

AT A GLANCE



# SEASON REVIEW

## 2006-07 MEMPHIS GRIZZLIES (22-60)



**Back Row, L-R:** Scott Adubato, Paul Cormier, Lionel Hollins, Mitchell Anderson, Brian Cardinal, Rudy Gay, Stromile Swift, Pau Gasol, Hakim Warrick, Lawrence Roberts, Mike Miller, Alexander Johnson, Yusuf Boyd, Drew Graham, Mike Curtis. **Front Row, L-R:** Kyle Lowry, Dahntay Jones, Damon Stoudamire, Tony Barone, Sr., Chuckie Atkins, Tarence Kinsey, Junior Harrington.

Player	--Field Goals--						--3-Point FG--			--Free Throws--			--Rebounds--			PF	Dq	Stl	TO	Blk	Pts	Avg	
	G	GS	Min	FG	FGA	Pct	FG	FGA	Pct	FT	FTA	Pct	Off	Def	Tot								Ast
Gasol	59	59	2133	462	858	.538	3	11	.273	299	400	.748	149	432	581	201	137	0	29	162	126	1226	20.8
Miller	70	69	2740	465	1010	.460	202	498	.406	161	203	.793	52	326	378	298	138	0	54	179	18	1293	18.5
Atkins	75	23	2064	310	715	.434	116	306	.379	252	311	.810	18	121	139	346	136	2	50	127	4	988	13.2
Warrick	82	43	2152	373	712	.524	0	8	.000	299	388	.771	130	290	420	75	232	3	43	161	30	1045	12.7
Gay	78	43	2103	321	760	.422	52	143	.364	152	209	.727	93	255	348	100	192	3	71	140	74	846	10.8
Swift	54	18	1029	161	346	.465	0	5	.000	97	134	.724	85	165	250	17	146	2	30	69	62	419	7.8
Kinsey	48	12	967	139	304	.457	13	46	.283	78	98	.796	29	68	97	41	57	0	53	46	1	369	7.7
Stoudamire	62	51	1501	171	437	.391	59	175	.337	66	83	.795	31	108	139	299	95	0	47	101	2	467	7.5
D. Jones	78	25	1671	220	461	.477	5	12	.417	138	174	.793	47	106	153	68	192	2	39	92	22	583	7.5
Lowry	10	0	175	14	38	.368	3	8	.375	25	28	.893	12	19	31	32	20	0	14	12	1	56	5.6
E. Jones	29	14	561	57	151	.377	22	74	.297	25	34	.735	14	47	61	33	54	1	22	23	2	161	5.6
Harrington	29	8	543	57	137	.416	7	26	.269	31	46	.764	12	56	68	89	79	0	21	52	5	152	5.2
Roberts	54	18	969	94	208	.452	0	2	.000	95	131	.725	101	160	261	30	133	2	36	36	13	283	5.2
Cardinal	28	1	313	42	85	.494	18	44	.409	25	27	.926	13	46	59	31	42	0	22	23	1	127	4.5
Johnson	59	19	753	91	169	.538	0	0	---	78	118	.661	50	131	181	17	137	5	25	47	35	260	4.4
Tsakalidis	23	7	258	20	50	.400	0	0	---	14	24	.583	24	40	64	2	34	0	7	21	11	54	2.3
Padgett	7	0	33	1	7	.143	0	4	.000	0	2	.000	5	4	9	2	0	1	1	0	2	0	2.3
Conroy	3	0	17	0	0	---	0	0	---	0	0	---	1	1	2	1	1	0	0	0	0	0	0.0
GRIZZLIES	82		19980	2998	6448	.465	500	1362	.367	1835	2410	.761	866	2375	3241	1680	1827	20	564	1343	407	8331	101.6
OPPONENTS	82		19980	3287	6761	.486	576	1480	.389	1603	2113	.759	965	2483	3448	2062	1992	26	681	1253	450	8753	106.7

## QUICK FACTS

- The Memphis Grizzlies ended their season 22-60, fifth in the Southwest Division.
- The Grizzlies scored a franchise-record 144 points in a 144-135 victory on Jan. 3 vs. Golden State, also setting the franchise record for most combined points (279) in a single game.
- Memphis averaged a then club-record 101.6 points per game and shoot a then franchise-best 46.5 percent from the field.
- Mike Miller** made a team-record 202 three-point field goals.
- Pau Gasol** shot a then franchise-best 53.8 percent from the field.
- Miller poured in a franchise-high 45 points on Feb. 21 at Golden State.
- Head Coach **Mike Fratello** relieved of his coaching duties on Dec. 28, and **Tony Barone, Sr.** named interim head coach.
- Rudy Gay** named to the T-Mobile NBA All-Rookie First Team, finishing third in the NBA Rookie of the Year voting behind Brandon Roy and Andrea Bargnani after averaging 10.8 points and 4.5 rebounds in 78 games.
- Gay is named NBA Western Conference T-Mobile Rookie of the Month for the month of November 2007.
- Gasol became the Grizzlies' all-time franchise leader in points scored when he registered his 7,809th career point on March 7 at Toronto.

## NBA STATISTICAL RANKINGS

Category	Memphis		Opponents		Category	Memphis		Opponents	
Points per game	101.6	6th	106.7	29th	Assists Per Game	20.49	T-19th	25.15	29th
Field Goal Pct.	.465	8th	.486	30th	Steals Per Game	6.88	23rd	8.30	30th
Free Throw Pct.	.761	13th	.759	22nd	Turnovers Per Game	16.38	26th	15.28	11th
3-PT. Field Goal Pct.	.367	7th	.389	30th	Blocks Per Game	4.96	13th	5.49	30th
Offensive Rebounds Per Game	10.56	23rd	11.77	23rd	Personal Fouls Per game	22.28	16th	24.29	2nd
Defensive Rebounds Per Game	28.96	23rd	30.28	19th	Disqualifications	20	T-25th	26	3rd
Rebounds Per Game	39.52	26th	42.05	21st	Points Per Game Differential	-5.1	30th		



Date	Opponent	Mem	Opp	Hm	Rd	Tot	Atten	Grizzlies Top Scorer	Grizzlies Top Rebounder	Opponent Top Scorer				
Nov 1	NEW YORK	L	117	118(30t)	0-1	0-0	0-1	17,113	Atkins	25	Warrick	12	Richardson	31
Nov 3	CHARLOTTE	W	96	83	1-1	0-0	1-1	13,787	Miller	27	Roberts	11	Morrison	21
Nov 4	at Detroit	L	86	95	1-1	0-1	1-2	22,076	Warrick	21	Gay	9	Hamilton	24
Nov 7	HOUSTON	L	80	86	1-2	0-1	1-3	14,173	Swift	15	Roberts	8	Yao	24
Nov 11	at Phoenix	L	87	96	1-2	0-2	1-4	18,422	Atkins	20	Gay	9	Stoudemire	25
Nov 12	at L.A. Lakers	L	81	91	1-2	0-3	1-5	18,997	Miller	21	Roberts	13	Bryant	21
Nov 15	at Sacramento	L	111	115	1-2	0-4	1-6	17,317	Atkins	27	Miller, Miller	8	Bibby	32
Nov 17	DALLAS	L	103	115	1-3	0-4	1-7	16,727	Warrick	26	Warrick	8	Nowitzki	26
Nov 18	at Dallas	L	84	89	1-3	0-5	1-8	20,535	Gay	23	Gay	7	Nowitzki	24
Nov 20	ORLANDO	W	95	86	2-3	0-5	2-8	13,147	Warrick	26	Warrick	10	Howard	24
Nov 21	at Cleveland	L	94	97	2-3	0-6	2-9	20,562	Atkins	17	Miller, Swift	6	Gooden	22
Nov 24	WASHINGTON	W	95	80	3-3	0-6	3-9	15,067	Warrick	18	Swift	10	Butler	22
Nov 25	at Houston	L	76	85	3-3	0-7	3-10	16,707	Warrick	12	Gay	8	Yao	28
Nov 28	at Denver	W	108	96	3-3	1-7	4-10	12,435	Warrick	25	Swift	11	Anthony	37
Nov 29	at L.A. Clippers	L	90	105	3-3	1-8	4-11	15,829	Warrick	22	Roberts, Swift	8	Mobley	24
Dec 2	MIAMI	L	97	98	3-4	1-8	4-12	18,119	Miller	22	Miller	8	Wade	23
Dec 4	at New York	L	90	98	3-4	1-9	4-13	15,233	Warrick	19	Warrick	7	Curry	26
Dec 6	at Boston	W	98	96	3-4	2-9	5-13	15,649	Atkins	19	Roberts, Miller	7	Pierce	25
Dec 8	at Milwaukee	L	94	100	3-4	2-10	5-14	14,836	Warrick	31	Warrick	13	Patterson	30
Dec 9	L.A. CLIPPERS	L	82	89	3-5	2-10	5-15	14,509	Miller	19	Miller	13	Brand	26
Dec 11	at New Jersey	L	92	105	3-5	2-11	5-16	12,111	Atkins	26	Miller	8	Carter	37
Dec 13	PORTLAND	L	79	85	3-6	2-11	5-17	13,221	Miller	20	Johnson	7	Randolph	21
Dec 15	ATLANTA	L	88	97	3-7	2-11	5-18	14,463	Atkins	18	Miller	9	Pachulia	22
Dec 16	at Miami	L	90	98	3-7	2-12	5-19	19,600	Miller, Warrick	20	Johnson	9	Wade	41
Dec 18	SEATTLE	W	134	126(20t)	4-7	2-12	6-19	12,423	Miller	29	Miller	11	Lewis	36
Dec 20	at San Antonio	L	98	105	4-7	2-13	6-20	18,797	Miller	22	Miller	8	Duncan	21
Dec 22	at NO/Okla. City	L	97	100(0t)	4-7	2-14	6-21	18,097	Gasol	28	Gasol	9	M. Jackson	24
Dec 23	UTAH	L	97	100	4-8	2-14	6-22	14,793	Miller	28	Miller	5	Boozer	19
Dec 26	at Washington	L	101	116	4-8	2-15	6-23	18,778	Johnson	23	Johnson	10	Arenas	31
Dec 27	MILWAUKEE	L	96	112	4-9	2-15	6-24	14,914	Gasol	29	Gasol	7	Redd, Bogut	20
Dec 30	TORONTO	W	110	104	5-9	2-15	7-24	15,119	Miller	27	Swift	14	Peterson	19
Dec 31	at Houston	L	109	111	5-9	2-16	7-25	18,124	Miller	32	Swift	9	McGrady	38
Jan 3	GOLDEN STATE	W	144	135	6-9	2-16	8-25	12,176	Miller	33	Gasol	13	Barnes	36
Jan 5	BOSTON	L	119	128	6-10	2-16	8-26	15,263	Miller, Gasol	24	Gasol	7	Sczzerbiak	26
Jan 7	SAN ANTONIO	L	96	110	6-11	2-16	8-27	15,227	Gasol	24	Miller	8	Ginobili	34
Jan 9	L.A. LAKERS	W	128	118	7-11	2-16	9-27	16,651	Miller, Gasol	25	Gasol	13	Bryant	25
Jan 12	MINNESOTA	L	110	116	7-12	2-16	9-28	16,119	Miller	23	Gasol	5	Garrett	28
Jan 13	at Chicago	L	66	111	7-12	2-17	9-29	22,104	Gasol	16	Gasol	13	Gordon	24
Jan 15	PHOENIX	L	122	137	7-13	2-17	9-30	18,119	Miller	25	Gasol	9	Stoudemire	42
Jan 17	PHILADELPHIA	W	118	102	8-13	2-17	10-30	14,681	Miller	30	Gasol	12	Korver	30
Jan 20	at L.A. Clippers	L	91	112	8-13	2-18	10-31	17,672	Gasol	27	Gasol	7	Brand	34
Jan 22	at Denver	L	98	115	8-13	2-19	10-32	19,155	Gasol	23	Gasol	17	Anthony	28
Jan 24	at Utah	W	132	130(0t)	8-13	3-19	11-32	19,714	Atkins	29	Gasol	13	Boozer	39
Jan 26	at San Antonio	L	96	112	8-13	3-20	11-33	18,332	Warrick	27	Warrick	7	Duncan	26
Jan 27	PORTLAND	L	132	135(20t)	8-14	3-20	11-34	15,211	Miller	28	Gasol	14	Randolph	42
Jan 29	SACRAMENTO	W	124	117	9-14	3-20	12-34	12,396	Gasol	34	Roberts	14	Bibby	23
Jan 31	DALLAS	L	94	95	9-15	3-20	12-35	14,762	Miller	32	Gasol	13	Nowitzki	26
Feb 3	INDIANA	L	110	116	9-16	3-20	12-36	16,163	Gasol	30	Gasol	9	Tinsley, O'Neal	25
Feb 6	HOUSTON	L	90	98	9-17	3-20	12-37	12,496	Gasol	30	Gasol	13	McGrady	33
Feb 7	at Dallas	L	97	113	9-17	3-21	12-38	20,263	Gasol	29	Johnson	10	Nowitzki	38
Feb 9	MINNESOTA	W	105	97(0t)	10-17	3-21	13-38	15,963	Gay	19	Gasol	17	Blount	25
Feb 10	at NO/Okla. City	L	99	114	10-17	3-22	13-39	17,139	Gasol	21	Gasol	11	Paul	23
Feb 13	NO/Okla. CITY	W	108	104	11-17	3-22	14-39	16,641	Miller	22	Gasol	15	Mason	23
Feb 14	at Indiana	L	104	114	11-17	3-23	14-40	13,037	Gay	31	Gasol	13	O'Neal	23
Feb 20	at Seattle	L	105	121	11-17	3-24	14-41	16,006	Miller	20	Gasol	12	Lewis	34
Feb 21	at Golden State	L	115	118(0t)	11-17	3-25	14-42	16,967	Miller	45	Gasol	14	Jackson	26
Feb 23	at Portland	W	103	102	11-17	4-25	15-42	14,875	Gasol	23	Roberts, Warrick	7	Randolph	25
Feb 26	DENVER	L	107	111	11-18	4-25	15-43	14,736	Miller, Gasol	21	Gasol	11	Anthony	33
Feb 28	UTAH	L	88	104	11-19	4-25	15-44	15,117	Gasol	28	Gasol	13	Harrington	25
Mar 2	at Philadelphia	L	112	117(0t)	11-19	4-26	15-45	16,314	Gasol	31	Gasol	13	Iguodala, Korver	27
Mar 3	DETROIT	L	89	92	11-20	4-26	15-46	17,191	Miller	24	Gasol	15	Buddins	19
Mar 7	at Toronto	L	87	94	11-20	4-27	15-47	16,940	Miller	19	Gay	11	Bosh	19
Mar 9	at Atlanta	L	105	106	11-20	4-28	15-48	12,257	Miller	29	Swift	13	Smith	20
Mar 10	at Charlotte	W	115	107	11-20	5-28	16-48	17,106	Gasol	31	Gasol	15	Felton	24
Mar 12	NEW JERSEY	L	102	113	11-21	5-28	16-49	12,165	Gasol	19	Swift	10	Carter	30
Mar 14	CLEVELAND	L	96	118	11-22	5-28	16-50	14,561	Gay	24	Gasol	10	James	29
Mar 17	CHICAGO	W	104	103	12-22	5-28	17-50	14,793	Miller	25	Miller	12	Gordon	33
Mar 20	NO/Okla. CITY	L	103	114	12-23	5-28	17-51	19,916	Gasol	28	Gasol	10	West	26
Mar 22	L.A. LAKERS	L	119	121	12-24	5-28	17-52	16,107	Gasol	35	Gasol	15	Bryant	60
Mar 24	at Utah	L	108	118	12-24	5-29	17-53	19,911	D. Jones	26	Gasol	10	Boozer	28
Mar 26	at Phoenix	L	87	105	12-24	5-30	17-54	18,422	Gasol	21	Gasol	10	Bell	29
Mar 27	at L.A. Lakers	W	88	86	12-24	6-30	18-54	18,997	Kinsey	24	Gasol	16	Bryant	23
Mar 29	at Portland	W	96	92	12-24	7-30	19-54	15,618	Kinsey	20	Warrick	10	Randolph	43
Mar 30	at Seattle	L	93	120	12-24	7-31	19-55	16,469	Warrick	26	Warrick	11	Collison, Petro	22
Apr 1	at Golden State	L	117	122	12-24	7-32	19-56	17,198	Gasol	23	Gasol, Warrick	9	Richardson	27
Apr 3	PHOENIX	L	111	116	12-25	7-32	19-57	14,863	Gasol	23	Warrick	16	Stoudemire	26
Apr 6	GOLDEN STATE	L	104	116	12-26	7-32	19-58	14,087	Kinsey	28	Gasol	11	Davis	31
Apr 7	at Orlando	L	89	116	12-26	7-33	19-59	17,233	Atkins	18	Gasol, Warrick	8	Howard	31
Apr 10	SACRAMENTO	L	100	112	12-27	7-33	19-60	11,393	D. Jones	20	Gasol	9	Bibby	25
Apr 14	DENVER	W	133	118	13-27	7-33	20-60	18,119	Warrick, Atkins	28	Warrick	11	Anthony	28
Apr 16	SAN ANTONIO	W	101	91	14-27	7-33	21-60	13,345	Gasol	25	Gasol	15	Finley, White	17
Apr 18	at Minnesota	W	116	94	14-27	8-33	22-60	14,977	Gasol	25	Gasol	16	Foye	26

INTRO

PLAYERS

EXECUTIVE

BASKETBALL OPS

BUSINESS OPS

MEDIA

COMMUNITY

HISTORY

PLAYOFFS

REVIEW

OPONENTS

NBA

FEDERATION

AT A GLANCE





# SEASON REVIEW

## 2005-06 MEMPHIS GRIZZLIES (49-33)



**Back Row, L-R:** Lionel Hollins, Scott Adubato, Jason Hamm, Mitchell Anderson, Eric Musselman, Mike Miller, Hakim Warrick, Lorenzen Wright, Jake Tsakalidis, Pau Gasol, Lawrence Roberts, Brian Cardinal, Shane Battier, Yusuf Boyd, Scott McCullough, Mike Curtis, Charles Sweeney, Dana Davis. **Front Row, L-R:** Eddie Jones, Anthony Roberson, Bobby Jackson, Mike Fratello, Chuck Atkins, Antonio Burks, Dahntay Jones.

	--Field Goals--					--3-Point FG--			--Free Throws--			--Rebounds--											
Player	G	GS	Min	FG	FGA	Pct	FG	FGA	Pct	FT	FTA	Pct	Off	Def	Tot	Stl	PF	Dq	Th	TO	Blk	Pts	Avg
Gasol	80	80	3135	600	1194	.503	3	12	.250	425	617	.689	191	522	713	371	184	1	46	235	153	1628	20.4
Miller	74	9	2268	354	760	.466	138	339	.407	168	210	.800	42	355	397	200	173	4	52	140	27	1014	13.7
E. Jones	75	75	2437	292	722	.404	133	374	.356	168	215	.781	35	244	279	177	201	2	131	93	27	885	11.8
Stoudamire	27	27	862	114	287	.397	36	104	.346	53	62	.855	23	72	95	128	49	0	19	55	1	317	11.7
Atkins	43	39	1161	160	399	.401	64	182	.352	107	132	.811	11	64	75	129	94	3	29	57	2	491	11.4
Jackson	71	15	1775	286	748	.382	129	332	.389	107	146	.733	44	179	223	195	155	2	61	101	1	808	11.4
Battier	81	81	2839	303	621	.488	65	165	.394	147	208	.707	164	265	429	136	223	3	92	90	114	818	10.1
Wright	78	58	1689	194	406	.478	0	2	.000	66	117	.564	142	253	395	48	201	0	52	67	46	454	5.8
Tsakalidis	51	19	732	100	165	.606	0	0	---	57	87	.655	78	134	212	13	107	1	14	39	32	257	5.0
Warrick	68	2	724	101	228	.443	0	0	---	76	115	.661	43	101	144	30	113	0	14	56	21	278	4.1
D. Jones	71	4	967	109	263	.414	3	21	.143	60	93	.645	20	84	104	39	108	1	38	50	15	281	4.0
Cardinal	36	0	402	46	111	.414	13	29	.448	19	27	.704	11	44	55	33	65	0	23	27	0	124	3.4
Roberson	16	0	88	14	31	.452	5	10	.500	2	2	1.000	0	6	6	5	6	0	1	3	0	35	2.2
Burks	57	1	570	51	144	.354	1	6	.167	10	23	.435	4	33	37	76	45	0	20	36	0	113	2.0
Roberts	33	0	181	20	44	.455	0	2	.000	11	23	.478	26	23	49	5	30	0	8	5	2	51	1.5
Thomas	3	0	25	2	2	1.000	0	0	---	0	0	---	0	0	0	1	3	0	0	2	1	4	1.3
GRIZZLIES	82		19855	2746	6125	.448	590	1578	.374	1476	2077	.711	834	2379	3213	1586	1757	17	600	1134	442	7558	92.2
OPPONENTS	82		19855	2691	6172	.436	408	1223	.334	1465	1942	.754	927	2404	3331	1605	1867	14	597	1213	456	7255	88.5

## QUICK FACTS

- The Memphis Grizzlies wrapped up the season with a 49-33 record (third in the Southwest Division), making the NBA Playoffs for the third consecutive year.
- Dallas swept Memphis, 4-0, in the first round of the 2006 NBA Playoffs.
- The Grizzlies held their opponents to an NBA-low 88.5 points per game.
- Forward **Mike Miller** named NBA Sixth Man of the Year after averaging 13.7 points, 5.4 rebounds and 2.7 assists in 74 games.
- Memphis shot a franchise-best 37.4 percent from three-point range.
- Pau Gasol** became the first NBA All-Star in franchise history and grabbed a game-high 12 rebounds.
- Gasol is named Western Conference Player of the Week twice (games played Feb. 27-March 2 and March 20-26).
- Gasol became the franchise's all-time leading rebounder on March 24 at New York, as he pulled down his 3,072nd rebound in a Grizzlies uniform.
- Gasol tied a franchise record by scoring 30-plus points in three consecutive games from March 24-28.

## NBA STATISTICAL RANKINGS

Category	Memphis		Opponents		Category	Memphis		Opponents	
Points per game	92.2	27th	88.5	1st	Assists Per Game	19.34	22nd	19.57	10th
Field Goal Pct.	.448	20th	.436	6th	Steals Per Game	7.32	10th	7.28	T-18th
Free Throw Pct.	.711	27th	.754	25th	Turnovers Per Game	13.83	8th	14.79	9th
3-Pt. Field Goal Pct.	.374	8th	.334	2nd	Blocks Per Game	5.39	T-8th	5.56	29th
Offensive Rebounds Per Game	10.17	25th	11.30	16th	Personal Fouls Per game	21.43	7th	22.77	17th
Defensive Rebounds Per Game	29.01	T-21st	29.32	11th	Disqualifications	17	T-11th	14	T-18th
Rebounds Per Game	39.18	28th	40.62	14th	Points Per Game Differential	+3.7	6th		



Date	Opponent	Mem	Opp	Hm	Rd	Tot	Atten	Grizzlies Top Scorer	Grizzlies Top Rebounder	Opponent Top Scorer
Nov 2	MIAMI	L	78	97	0-1	0-0	0-1	18,119	Gasol	26
Nov 4	at Orlando	W	94	85	0-1	1-0	1-1	14,942	E. Jones	25
Nov 5	CLEVELAND	W	113	106	1-1	1-0	1-1	17,368	Gasol	29
Nov 8	SEATTLE	W	94	69	2-1	1-0	3-1	14,319	Gasol	20
Nov 9	at Boston	L	98	99	2-1	1-1	3-2	15,086	E. Jones	20
Nov 11	at Cleveland	L	70	89	2-1	1-2	3-3	16,554	E. Jones	15
Nov 12	at Atlanta	W	85	84	2-1	2-2	4-3	15,949	Battier	22
Nov 14	L.A. LAKERS	W	85	73	3-1	2-2	5-3	16,671	Gasol	20
Nov 16	at Phoenix	W	115	103	3-1	3-2	6-3	15,808	Stoudamire	26
Nov 19	at Utah	W	80	72	3-1	4-2	7-3	16,356	Miller	18
Nov 20	at Denver	L	83	99	3-1	4-3	7-4	16,072	Gasol	24
Nov 22	PORTLAND	L	87	95	3-2	4-3	7-5	14,555	Battier	21
Nov 25	HOUSTON	W	86	81	4-2	4-3	8-5	18,119	Battier	20
Nov 26	at Dallas	W	112	92	4-2	5-3	9-5	20,135	Gasol	36
Nov 30	at Toronto	W	92	66	4-2	6-3	10-5	14,993	Stoudamire	19
Dec 2	ORLANDO	W	91	69	5-2	6-3	11-5	13,913	Miller	25
Dec 3	at Houston	W	90	75	5-2	7-3	12-5	17,135	Stoudamire	24
Dec 6	NO/OKLAHOMA CITY	W	89	73	6-2	7-3	13-5	13,271	Gasol	29
Dec 9	DALLAS	L	83	90	6-3	7-3	13-6	17,176	Miller	19
Dec 10	at Indiana	L	66	80	6-3	7-4	13-7	16,043	Battier	13
Dec 14	L.A. LAKERS	L	79	94	6-4	7-4	13-8	16,591	Miller	21
Dec 17	PHOENIX	W	91	87	7-4	7-4	14-8	16,375	Gasol, Miller	14
Dec 19	DETROIT	L	104	106(2ot)	7-5	7-4	14-9	16,897	Gasol	32
Dec 21	PORTLAND	W	89	79	8-5	7-4	15-9	14,231	Gasol	26
Dec 23	CHICAGO	W	95	77	9-5	7-4	16-9	15,917	Miller	27
Dec 26	at Utah	L	102	105(ot)	9-5	7-5	16-10	18,545	Gasol	32
Dec 28	at L.A. Lakers	W	100	99(ot)	9-5	8-5	17-10	18,997	Stoudamire	25
Dec 30	at Portland	W	93	90	9-5	9-5	18-10	13,697	Miller	23
Dec 31	at Seattle	W	100	96	9-5	10-5	19-10	16,567	Gasol	22
Jan 3	GOLDEN STATE	W	104	94	10-5	10-5	20-10	14,697	E. Jones	23
Jan 6	UTAH	W	87	65	11-5	10-5	21-10	17,019	Gasol	27
Jan 7	at Chicago	L	82	111	11-5	10-6	21-11	20,378	Burks	18
Jan 10	SACRAMENTO	W	99	85	12-5	10-6	22-11	14,081	Gasol	27
Jan 13	NEW JERSEY	W	81	69	13-5	10-6	23-11	17,221	Miller	18
Jan 14	at San Antonio	L	79	80	13-5	10-7	23-12	18,797	Gasol	26
Jan 16	SAN ANTONIO	L	83	93	13-6	10-7	23-13	18,119	Gasol	25
Jan 18	at NO/Oklahoma City	L	79	87	13-6	10-8	23-14	14,554	Miller	21
Jan 20	at Philadelphia	L	86	89(ot)	13-6	10-9	23-15	18,010	E. Jones	22
Jan 22	at Washington	W	93	82	13-6	11-9	24-15	14,914	Miller	30
Jan 24	at Miami	L	82	94	13-6	11-10	24-16	19,600	Jackson	22
Jan 25	MINNESOTA	W	107	87	14-6	11-10	25-16	16,813	Gasol	30
Jan 27	at Detroit	L	89	95	14-6	11-11	25-17	22,076	Gasol	31
Jan 28	NO/OKLAHOMA CITY	L	86	95	14-7	11-11	25-18	16,228	Gasol	25
Jan 30	HOUSTON	W	86	77	15-7	11-11	26-18	16,371	Atkins	19
Feb 1	DALLAS	L	80	81	15-8	11-11	26-19	15,817	Gasol	26
Feb 4	at Milwaukee	L	78	88	15-8	11-12	26-20	17,894	Gasol	19
Feb 7	at Sacramento	L	96	104	15-8	11-13	26-21	17,317	Jackson	24
Feb 8	at Phoenix	L	102	108	15-8	11-14	26-22	17,801	Jackson	17
Feb 10	at L.A. Clippers	L	87	91	15-8	11-15	26-23	17,182	Gasol, Battier	16
Feb 11	at L.A. Lakers	W	100	99	15-8	12-15	27-23	18,997	Gasol	31
Feb 13	at Golden State	W	81	79	15-8	13-15	28-23	17,023	Gasol	23
Feb 15	SACRAMENTO	W	84	78	16-8	13-15	29-23	14,541	Gasol	24
Feb 21	TORONTO	W	94	88	17-8	13-15	30-23	15,385	Gasol	21
Feb 23	at Dallas	L	87	97	17-8	13-16	30-24	19,912	Jackson, Gasol	18
Feb 24	SAN ANTONIO	L	80	83	17-9	13-16	30-25	18,119	Gasol	21
Feb 26	at Minnesota	L	99	105	17-9	13-17	30-26	16,298	Gasol	23
Feb 27	WASHINGTON	W	108	98	18-9	13-17	31-26	12,981	Gasol	39
Mar 1	NEW YORK	W	101	99	19-9	13-17	32-26	14,678	Gasol	23
Mar 5	at L.A. Clippers	W	102	86	19-9	14-17	33-26	16,796	Miller	20
Mar 6	at Denver	L	101	115	19-9	14-18	33-27	15,524	Jackson	22
Mar 8	at Seattle	W	99	74	19-9	15-18	34-27	15,521	Gasol	21
Mar 10	at Sacramento	L	93	105	19-9	15-19	34-28	17,317	Gasol	26
Mar 12	PHILADELPHIA	L	91	94	19-10	15-19	34-29	17,776	Tsakalidis	17
Mar 14	BOSTON	W	93	76	20-10	15-19	35-29	14,271	Tsakalidis	19
Mar 17	DENVER	W	116	102	21-10	15-19	36-29	17,222	Miller	41
Mar 19	UTAH	W	90	84	22-10	15-19	37-29	14,116	Atkins	20
Mar 21	INDIANA	W	105	75	23-10	15-19	38-29	14,063	Gasol	23
Mar 23	L.A. CLIPPERS	W	95	85	24-10	15-19	39-29	13,872	E. Jones	23
Mar 24	at New York	W	91	75	24-10	16-19	40-29	19,763	Gasol	36
Mar 26	CHARLOTTE	W	102	95	25-10	16-19	41-29	17,328	Gasol	33
Mar 28	SEATTLE	L	97	98	25-11	16-19	41-30	14,691	Gasol	44
Mar 29	at New Jersey	L	74	86	25-11	16-20	41-31	16,455	Gasol	21
Mar 31	at NO/Oklahoma City	L	102	107	25-11	16-21	41-32	18,817	Jackson	26
Apr 2	ATLANTA	W	98	87	26-11	16-21	42-32	14,463	Atkins	19
Apr 4	GOLDEN STATE	W	100	75	27-11	16-21	43-32	14,891	Atkins	22
Apr 7	MILWAUKEE	W	100	90	28-11	16-21	44-32	16,463	Gasol	33
Apr 9	at San Antonio	L	81	83	28-11	16-22	44-33	18,797	Tsakalidis	15
Apr 11	MINNESOTA	W	92	76	29-11	16-22	45-33	15,571	Gasol	19
Apr 12	at Charlotte	W	96	88	29-11	17-22	46-33	16,439	E. Jones	16
Apr 15	at Houston	W	93	81	29-11	18-22	47-33	16,958	Miller	25
Apr 18	L.A. CLIPPERS	W	101	95	30-11	18-22	48-33	17,214	Tsakalidis	18
Apr 19	at Minnesota	W	102	92(2ot)	30-11	19-22	49-33	15,934	Cardinal	18

INTRO

PLAYERS

EXECUTIVE

BASKETBALL OPS

BUSINESS OPS

MEDIA

COMMUNITY

HISTORY

PLAYOFFS

REVIEW

OPPONENTS

NBA

FEDERATION

AT A GLANCE





# SEASON REVIEW

## 2004-05 MEMPHIS GRIZZLIES (45-37)



**Back Row, L-R:** Eric Musselman, Mike Fratello, Lionel Hollins, John Welch, Mitchell Anderson, Ryan Humphrey, Stromile Swift, Pau Gasol, Jake Tsakalidis, Lorenzen Wright, Shane Battier, Brian Cardinal, James Posey, Scott McCullough, Yusuf Boyd, Mike Curtis, T.J. Zanin, Dana Davis. **Front Row, L-R:** Bonzi Wells, Antonio Burks, Jason Williams, Mike Miller, Earl Watson, Dahntay Jones, Andre Emmett.

Player	--Field Goals--						--3-Point FG--			--Free Throws--			--Rebounds--									Pts	Avg
	G	GS	Min	FG	FGA	Pct	FG	FGA	Pct	FT	FTA	Pct	Off	Def	Tot	Ast	PF	Dq	Stl	TO	Blk		
Gasol	56	53	1790	357	695	.514	1	6	.167	282	367	.768	130	280	410	135	146	1	37	137	93	997	17.8
Miller	76	51	2278	387	766	.505	140	323	.433	108	150	.720	36	264	300	220	197	2	54	127	23	1022	13.4
Wells	69	19	1489	272	617	.441	36	104	.346	141	188	.750	49	180	229	80	165	0	85	90	27	721	10.4
Williams	71	68	1952	266	644	.413	107	330	.324	80	101	.792	19	103	122	399	91	0	75	130	5	719	10.1
Swift	60	14	1279	219	488	.449	0	4	.000	166	219	.758	92	181	273	43	182	0	41	90	92	604	10.1
Battier	80	72	2516	271	613	.442	70	177	.395	180	228	.789	158	255	413	126	201	2	91	75	77	792	9.9
Wright	80	77	2287	320	683	.469	0	3	.000	131	198	.662	177	436	613	87	251	1	58	100	69	771	9.6
Cardinal	58	16	1433	160	432	.370	44	125	.352	158	181	.873	63	162	225	114	172	3	88	83	19	522	9.0
Posey	50	18	1382	127	356	.357	55	178	.309	96	111	.865	45	174	219	88	134	0	48	69	23	405	8.1
Watson	80	14	1808	236	554	.426	52	163	.319	91	138	.659	35	129	164	359	184	0	83	167	19	615	7.7
Jones	52	7	649	83	190	.437	23	60	.383	44	64	.688	11	58	69	21	81	0	13	29	11	233	4.5
Burks	24	0	219	28	60	.467	3	11	.273	14	19	.737	1	11	12	28	25	0	13	12	1	73	3.0
Humphrey	35	0	317	42	103	.408	0	2	.000	18	37	.486	50	37	87	6	35	0	10	23	1	102	2.9
Tsakalidis	31	1	278	32	64	.500	0	0	---	14	18	.778	21	35	56	10	42	0	3	12	16	78	2.5
Emmett	8	0	28	2	6	.333	0	0	---	3	5	.600	0	2	2	0	4	0	0	1	0	7	0.9
GRIZZLIES	82	19705	2802	6271	.447	531	1486	.357	1526	2024	.754	887	2307	3194	1716	1910	9	699	1197	476	7661	93.4	
OPPONENTS	82	19705	2684	6215	.432	426	1215	.351	1679	2179	.771	993	2387	3380	1633	1853	15	612	1303	476	7473	91.1	

## QUICK FACTS

- The Memphis Grizzlies made the playoffs for the second consecutive season with a 45-37 record, despite playing under three different head coaches.
- On Nov. 25, 2004, Grizzlies Head Coach **Hubie Brown** resigned and **Lionel Hollins** was named interim head coach for the second time.
- Mike Fratello** named head coach for the remainder of the season on Dec. 2.
- Phoenix swept Memphis 4-0 in the first round of the 2005 NBA Playoffs.
- The Grizzlies went 8-1 during the month of April, including a 5-0 home record, setting a franchise-record for best winning percentage and best record at home for a month.
- Mike Miller** shot a club-record 43.3 percent from beyond the arc.

## NBA STATISTICAL RANKINGS

Category	Memphis	Opponents	Category	Memphis	Opponents
Points per game	93.4	23rd	Assists Per Game	20.93	20th
Field Goal Pct.	.447	16th	Steals Per Game	8.52	5th
Free Throw Pct.	.754	19th	Turnovers Per Game	14.60	19th
3-Pt. Field Goal Pct.	.357	12th	Blocks Per Game	5.80	5th
Offensive Rebounds Per Game	10.82	T-25th	Personal Fouls Per game	23.29	22nd
Defensive Rebounds Per Game	28.13	28th	Disqualifications	9	4th
Rebounds Per Game	38.95	30th	Points Per Game Differential	+2.3	8th
					15 T-15th



Date	Opponent	Mem	Opp	Hm	Rd	Tot	Atten	Grizzlies Top Scorer	Grizzlies Top Rebounder	Opponent Top Scorer		
Nov 3	WASHINGTON	L	91	103	0-1	0-0	0-1	18,119	Wells	19	Gasol	34
Nov 5	HOUSTON	L	81	89	0-2	0-0	0-2	18,119	Gasol	21	Wright	9
Nov 6	at Dallas	L	88	112	0-2	0-1	0-3	19,796	Gasol	18	Swift	11
Nov 9	at Houston	L	87	90	0-2	0-2	0-4	11,568	Swift	18	Gasol, Wells	6
Nov 10	L.A. LAKERS	W	110	87	1-2	0-2	1-4	18,119	Gasol	22	Swift	10
Nov 12	GOLDEN STATE	W	96	67	2-2	0-2	2-4	17,086	Gasol	14	Gasol, Swift	11
Nov 14	at Seattle	L	113	118	2-2	0-3	2-5	12,302	Gasol	25	Battier, Swift	6
Nov 17	at Portland	W	101	82	2-2	1-3	3-5	14,176	Wells	25	Gasol, Wright	10
Nov 19	at Sacramento	L	105	107	2-2	1-4	3-6	17,317	Swift	23	Gasol	18
Nov 20	at Golden State	W	100	87	2-2	2-4	4-6	16,164	Swift	20	Swift	12
Nov 22	SAN ANTONIO	W	93	90	3-2	2-4	5-6	16,127	Wells	26	Wright	10
Nov 24	SEATTLE	L	84	93	3-3	2-4	5-7	15,542	Battier	12	Wells	8
Nov 26	at Minnesota	L	90	115	3-3	2-5	5-8	17,985	Miller	19	Gasol	7
Nov 27	DALLAS	L	85	98	3-4	2-5	5-9	18,119	Miller	20	Gasol	13
Nov 30	SACRAMENTO	L	93	98	3-5	2-5	5-10	14,192	Miller	25	Gasol	13
Dec 1	at New York	L	82	90	3-5	2-6	5-11	17,858	Wells	16	Gasol	14
Dec 3	PHILADELPHIA	W	94	86	4-5	2-6	6-11	16,806	Gasol	34	Gasol	15
Dec 4	at Orlando	L	91	96	4-5	2-7	6-12	14,518	Gasol	20	Wells	7
Dec 7	NEW YORK	W	96	88	5-5	2-7	7-12	15,241	Watson	22	Gasol	8
Dec 8	at Atlanta	W	97	89	5-5	3-7	8-12	17,271	Gasol	24	Gasol	7
Dec 10	at Miami	L	84	92	5-5	3-8	8-13	19,600	Wright	18	Gasol, Wright	11
Dec 11	DETROIT	W	72	68	6-5	3-8	9-13	18,119	Gasol	20	Wright	10
Dec 13	CLEVELAND	L	86	92	6-6	3-8	9-14	15,516	Gasol	19	Wright	10
Dec 15	CHICAGO	L	88	96	6-7	3-8	9-15	14,163	Gasol	24	Posey, Wright	7
Dec 17	NEW JERSEY	W	89	84	7-7	3-8	10-15	18,119	Williams	27	Gasol	12
Dec 19	at L.A. Clippers	W	92	82	7-7	4-8	11-15	16,297	Gasol	20	Gasol	8
Dec 20	at L.A. Lakers	W	82	72	7-7	5-8	12-15	18,997	Battier	17	Gasol	11
Dec 22	at Golden State	L	99	109	7-7	5-9	12-16	15,389	Posey	22	Swift	8
Dec 23	at Phoenix	L	102	109	7-7	5-10	12-17	17,422	Miller	22	Battier	10
Dec 27	L.A. CLIPPERS	W	96	76	8-7	5-10	13-17	15,273	Gasol	24	Posey	10
Dec 29	BOSTON	W	117	109	9-7	5-10	14-17	18,119	Gasol	24	Gasol	11
Jan 1	at Minnesota	W	104	95	9-7	6-10	15-17	16,577	Gasol	23	Wells	8
Jan 3	UTAH	W	92	82	10-7	6-10	16-17	14,293	Gasol	25	Wright	12
Jan 6	at Detroit	W	101	79	10-7	7-10	17-17	22,076	Wells	23	Wright	8
Jan 7	NEW ORLEANS	W	84	76	11-7	7-10	18-17	15,317	Gasol	20	Gasol	11
Jan 11	INDIANA	L	85	86	11-8	7-10	18-18	16,171	Gasol	31	Wright	9
Jan 14	at Charlotte	W	109	89	11-8	8-10	19-18	17,447	Gasol	19	Posey	7
Jan 15	MILWAUKEE	W	101	82	12-8	8-10	20-18	17,539	Williams	25	Gasol	8
Jan 17	HOUSTON	W	99	80	13-8	8-10	21-18	18,119	Swift	18	Gasol	9
Jan 19	at Phoenix	W	88	79	13-8	9-10	22-18	18,422	Wells	16	Battier	14
Jan 21	at Denver	L	82	92	13-8	9-11	22-19	18,056	Wright	17	Wright	7
Jan 22	at Utah	W	110	94	13-8	10-11	23-19	19,707	Gasol	23	Wright	7
Jan 25	ORLANDO	W	95	83	14-8	10-11	24-19	16,173	Swift	18	Swift	9
Jan 26	at Cleveland	L	111	114	14-8	10-12	24-20	17,057	Miller	28	Cardinal	7
Jan 29	ATLANTA	W	84	83	15-8	10-12	25-20	18,119	Williams	23	Wright	9
Jan 31	at New Orleans	W	98	91	15-8	11-12	26-20	11,610	Swift, Wright	19	Wright	11
Feb 1	PHOENIX	W	108	97	16-8	11-12	27-20	16,637	Williams	19	Wright	13
Feb 3	L.A. CLIPPERS	L	103	106	16-9	11-12	27-21	14,697	Miller	16	Wright	10
Feb 8	MINNESOTA	W	108	96	17-9	11-12	28-21	16,169	Swift, Wright	18	Wright	12
Feb 9	at Philadelphia	W	98	95	17-9	12-12	29-21	14,499	Jones	23	Wright	8
Feb 11	PORTLAND	W	88	82	18-9	12-12	30-21	18,119	Swift	23	Wells	14
Feb 13	at Indiana	L	73	76	18-9	12-13	30-22	17,290	Wright	18	Wright	13
Feb 16	at Boston	L	88	90	18-9	12-14	30-23	13,078	Swift	19	Wright	10
Feb 23	at Washington	L	83	93	18-9	12-15	30-24	15,705	Miller	16	Wright	8
Feb 25	DENVER	L	94	97(ot)	18-10	12-15	30-25	18,119	Cardinal	28	Wright	18
Feb 26	at San Antonio	W	84	82	18-10	13-15	31-25	18,797	Wright	19	Cardinal, Miller	7
Mar 1	GOLDEN STATE	W	99	97	19-10	13-15	32-25	14,209	Battier	25	Battier	10
Mar 4	TORONTO	W	86	75	20-10	13-15	33-25	18,119	Battier	33	Wright	15
Mar 7	at L.A. Clippers	W	105	102	20-10	14-15	34-25	15,754	Wright	23	Battier	6
Mar 8	at Sacramento	L	82	85	20-10	14-16	34-26	17,317	Cardinal	15	Miller	8
Mar 11	at Utah	W	94	82	20-10	15-16	35-26	18,468	Miller	24	Wright	8
Mar 12	at Portland	L	66	80	20-10	15-17	35-27	17,553	Wright	21	Wright	12
Mar 14	PORTLAND	W	104	83	21-10	15-17	36-27	16,165	Miller	27	Wright	9
Mar 16	at New Orleans	W	88	82	21-10	16-17	37-27	14,164	Posey	20	Cardinal, Wright	8
Mar 18	MINNESOTA	W	88	83	22-10	16-17	38-27	18,119	Williams	17	Posey	10
Mar 20	PHOENIX	L	91	97	22-11	16-17	38-28	18,119	Battier	20	Wright	8
Mar 24	at New Jersey	W	105	96	22-11	17-17	39-28	13,732	Wright, Williams	20	Wright	10
Mar 26	NEW ORLEANS	L	85	96	22-12	17-17	39-29	18,119	Cardinal	17	Wright	12
Mar 28	at Chicago	L	86	94	22-12	17-18	39-30	21,935	Wells	30	Miller	9
Mar 29	SEATTLE	L	99	102	22-13	17-18	39-31	17,256	Gasol	24	Gasol	7
Apr 1	at Milwaukee	W	93	82	22-13	18-18	40-31	14,983	Gasol	20	Gasol	7
Apr 3	L.A. LAKERS	W	102	82	23-13	18-18	41-31	18,119	Miller	22	Gasol	10
Apr 5	DENVER	L	91	94	23-14	18-18	41-32	18,119	Gasol	18	Wright	12
Apr 6	at Toronto	W	104	74	23-14	19-18	42-32	14,964	Gasol	26	Wright	10
Apr 8	MIAMI	W	97	81	24-14	19-18	43-32	18,119	Miller	30	Wright	8
Apr 10	CHARLOTTE	W	102	95	25-14	19-18	44-32	16,953	Battier	25	Battier	11
Apr 11	at Dallas	L	89	110	25-14	19-19	44-33	20,044	Wright	18	Gasol	8
Apr 13	at Houston	L	92	100	25-14	19-20	44-34	17,060	Miller	37	Wright	10
Apr 15	at Denver	L	102	111	25-14	19-21	44-35	19,735	Miller	17	Wright	11
Apr 16	at San Antonio	L	75	97	25-14	19-22	44-36	18,797	Gasol	17	Gasol	6
Apr 18	SAN ANTONIO	W	94	92	26-14	19-22	45-36	17,183	Miller	28	Miller	9
Apr 20	DALLAS	L	88	108	26-15	19-22	45-37	16,512	Gasol	18	Wright	9

INTRO

PLAYERS

EXECUTIVE

BASKETBALL OPS

BUSINESS OPS

MEDIA

COMMUNITY

HISTORY

PLAYOFFS

REVIEW

OPPONENTS

NBA

FEDERATION

AT A GLANCE



# SEASON REVIEW

## 2003-04 MEMPHIS GRIZZLIES (50-32)



**Back Row, L-R:** Brendan Brown, Hal Wissel, John Welch, Lionel Hollins, Tony Barone, Sr., Ryan Humphrey, Mike Miller, Stromile Swift, Lorenzen Wright, Jake Tsakalidis, Pau Gasol, Bo Outlaw, James Posey, Bonzi Wells, Scott McCullough, Yusuf Boyd, Dana Davis, T.J. Zanin, Mike Curtis. **Front Row, L-R:** Theron Smith, Earl Watson, Jason Williams, Hubie Brown, Shane Battier, Troy Bell, Dahntay Jones.

Player	--Field Goals--						--3-Point FG--			--Free Throws--			--Rebounds--						PF	Dq	Stl	TO	Blk	Pts	Avg
	G	GS	Min	FG	FGA	Pct	FG	FGA	Pct	FT	FTA	Pct	Off	Def	Tot	Ast									
Gasol	78	78	2458	506	1049	.482	4	15	.267	365	511	.714	206	394	600	198	185	1	44	187	132	1381	17.7		
Posey	82	82	2451	368	770	.478	112	290	.386	278	335	.830	92	311	403	122	248	5	137	112	40	1126	13.7		
Wells	59	17	1468	295	675	.437	21	61	.344	117	156	.750	57	142	199	104	159	2	71	129	16	728	12.3		
Miller	65	65	1770	270	616	.438	80	215	.372	102	141	.723	42	174	216	232	162	3	59	107	14	722	11.1		
Williams	72	68	2115	290	713	.407	120	364	.330	82	98	.837	25	122	147	492	97	0	92	136	5	782	10.9		
Swift	77	10	1528	268	571	.469	1	4	.250	190	262	.725	141	237	378	38	188	4	56	88	118	727	9.4		
Wright	65	46	1674	257	586	.439	0	5	.000	96	131	.733	144	301	445	71	192	4	45	77	58	610	9.4		
Battier	79	1	1947	242	543	.446	65	186	.349	120	164	.732	102	201	303	101	187	1	101	56	58	669	8.5		
Watson	81	14	1669	172	464	.371	26	106	.245	90	138	.652	49	129	178	402	175	3	91	146	19	460	5.7		
Person	16	0	284	33	107	.308	11	43	.256	6	8	.750	2	16	18	23	11	0	5	16	2	83	5.2		
Outlaw	82	1	1606	159	312	.510	0	4	.000	61	116	.526	125	217	342	90	170	0	73	69	70	379	4.6		
Tsakalidis	40	28	533	67	133	.504	0	0	---	36	61	.590	37	91	128	18	79	1	9	23	22	170	4.3		
Smith	20	0	178	16	43	.372	6	12	.500	6	8	.750	13	28	41	7	18	0	5	14	5	44	2.2		
Bell	6	0	34	4	18	.222	0	4	.000	3	3	1.000	3	1	4	4	6	0	1	6	0	11	1.8		
Jones	20	0	154	15	53	.283	1	4	.250	5	11	.455	7	16	23	12	23	0	5	12	6	36	1.8		
Humphrey	2	0	11	1	4	.250	0	1	.000	0	0	---	2	1	3	1	3	0	1	2	0	2	1.0		
GRIZZLIES	82		19880	2963	6657	.445	447	1314	.340	1557	2143	.727	1047	2381	3428	1915	1903	24	795	1226	565	7930	96.7		
OPPONENTS	82		19880	2859	6550	.436	369	1091	.338	1643	2150	.764	1099	2508	3607	1674	1891	26	673	1395	461	7730	94.3		

## QUICK FACTS

- The Memphis Grizzlies posted a franchise-record 50 wins, including a club-high 31 home victories.
- The Grizzlies made their NBA Playoff debut vs. San Antonio, a 4-0 Spurs sweep.
- Memphis improved a team-record 22 games from the previous season.
- The team won a franchise-best eight consecutive games from Jan. 11-25, 2004.
- **Hubie Brown** named NBA Coach of the Year on April 21, while **Jerry West** was honored as NBA Executive of the Year on May 18.
- On Dec. 13 vs. New Jersey, the Grizzlies defeated the Nets by a franchise-best 47 points, 110-63.
- The team set single-season records in total rebounds (3,428) and blocks (565).
- The club recorded a 25-3 mark when scoring 100-plus points and set a franchise-record by going 5-0 in overtime games.

## NBA STATISTICAL RANKINGS

Category	Memphis		Opponents		Category	Memphis		Opponents	
Points per game	96.7	7th	94.5	15th	Assists Per Game	9.7	5th	20.41	8th
Field Goal Pct.	.445	8th	.436	13th	Steals Per Game	9.7	1st	8.21	21st
Free Throw Pct.	.727	24th	.764	24th	Turnovers Per Game	14.65	16th	17.01	3rd
3-Pt. Field Goal Pct.	.340	20th	.338	9th	Blocks Per Game	6.89	2nd	5.62	25th
Offensive Rebounds Per Game	12.77	9th	13.4	29th	Personal Fouls Per game	23.21	27th	23.06	4th
Defensive Rebounds Per Game	29.04	25th	30.59	18th	Disqualifications	24	27th	26	4th
Rebounds Per Game	41.8	17th	43.99	26th	Points Per Game Differential	+2.2	9th		



Date	Opponent	Mem	Opp	Hm	Rd	Tot	Atten	Grizzlies Top Scorer	Grizzlies Top Rebounder	Opponent Top Scorer	
Oct 31	BOSTON	L	91	93	0-1	0-0	0-1	16,178	Swift	18 Gasol	24
Nov 1	at Houston	W	79	71	0-1	1-0	1-1	13,051	Wright	21 Posey	9
Nov 3	SAN ANTONIO	W	88	80	1-1	1-0	2-1	12,821	Swift	14 Wright	9
Nov 5	at Portland	L	87	93	1-1	1-1	2-2	14,634	Gasol, Miller	19 Posey	7
Nov 7	at Phoenix	L	88	96	1-1	1-2	2-3	16,845	Gasol	23 Wright	9
Nov 8	at Utah	L	89	96	1-1	1-3	2-4	18,468	Posey	17 Gasol	12
Nov 10	L.A. LAKERS	W	105	95	2-1	1-3	3-4	19,351	Gasol	22 Gasol	11
Nov 12	at Orlando	W	107	97	2-1	2-3	4-4	13,208	Miller	28 Tsakalidis	8
Nov 15	DALLAS	W	108	101(ot)	3-1	2-3	5-4	16,195	Gasol	22 Finley	16
Nov 19	DETROIT	L	92	99	3-2	2-3	5-5	13,340	Miller, Wright	18 Gasol	12
Nov 21	at Seattle	W	98	97	3-2	3-3	6-5	13,271	Williams	28 Gasol	9
Nov 23	at L.A. Lakers	L	89	121	3-2	3-4	6-6	18,997	Battier	18 Miller	10
Nov 25	at Sacramento	L	89	109	3-2	3-5	6-7	17,317	Gasol	21 Gasol	10
Nov 28	MINNESOTA	L	98	102	3-3	3-5	6-8	16,741	Williams	24 Gasol	12
Nov 29	at Cleveland	W	122	115(2ot)	3-3	4-5	7-8	18,102	Gasol	37 Battier	12
Dec 1	at Boston	W	96	89	3-3	5-5	8-8	12,478	Gasol	19 Wright	13
Dec 3	at New Jersey	W	96	93	3-3	6-5	9-8	13,617	Gasol, Posey	19 Gasol, Posey	6
Dec 5	WASHINGTON	W	92	77	4-3	6-5	10-8	11,737	Gasol	17 Laettner	17
Dec 7	PORTLAND	W	93	79	5-3	6-5	11-8	11,538	Gasol, Miller	17 Gasol	12
Dec 10	ATLANTA	W	103	90	6-3	6-5	12-8	10,527	Miller	22 Gasol	10
Dec 12	at Miami	L	88	91	6-3	6-6	12-9	14,429	Posey	19 Watson	8
Dec 13	NEW JERSEY	W	110	63	7-3	6-6	13-9	16,189	Wells	22 Gasol	9
Dec 15	at San Antonio	L	67	78	7-3	6-7	13-10	14,524	Wells	12 Gasol	8
Dec 16	SACRAMENTO	W	105	100	8-3	6-7	14-10	11,210	Gasol	22 Wright	13
Dec 19	MIAMI	W	97	83	9-3	6-7	15-10	13,869	Miller	18 Swift	8
Dec 20	at New Orleans	L	89	94	9-3	6-8	15-11	14,320	Wells	18 Swift	11
Dec 22	at Denver	L	99	106	9-3	6-9	15-12	16,155	Gasol	24 Gasol, Battier	14
Dec 23	at Sacramento	L	97	114	9-3	6-10	15-13	17,317	Gasol	23 Gasol	10
Dec 26	NEW YORK	L	94	98	9-4	6-10	15-14	16,344	Gasol	20 Wright	13
Dec 27	at Dallas	L	98	104	9-4	6-11	15-15	20,059	Wells	30 Wright	12
Dec 29	at Indiana	L	86	94	9-4	6-12	15-16	18,345	Gasol	20 Gasol	8
Dec 30	SEATTLE	L	99	105	9-5	6-12	15-17	15,127	Gasol	32 Gasol	11
Jan 2	UTAH	W	100	88	10-5	6-12	16-17	13,041	Wells	21 Wright	11
Jan 3	ORLANDO	W	112	103	11-5	6-12	17-17	17,722	Gasol, Miller	17 Swift	15
Jan 9	at Seattle	L	116	122	11-5	6-13	17-18	15,408	Posey	25 Wright	10
Jan 11	at L.A. Clippers	W	108	107(ot)	11-5	7-13	18-18	13,618	Swift	24 Wright	9
Jan 12	at Golden State	W	115	113(2ot)	11-5	8-13	19-18	13,722	Miller	24 Battier	10
Jan 15	CHICAGO	W	108	93	12-5	8-13	20-18	12,239	Posey	23 Gasol	8
Jan 17	at Philadelphia	W	91	87	12-5	9-13	21-18	20,054	Gasol	16 Wright	11
Jan 19	HOUSTON	W	88	83	13-5	9-13	22-18	18,619	Gasol	24 Gasol	11
Jan 21	L.A. LAKERS	W	88	82	14-5	9-13	23-18	19,351	Miller	18 Wright	8
Jan 23	SACRAMENTO	W	109	95	15-5	9-13	24-18	17,119	Miller	27 Wright	14
Jan 25	DENVER	W	106	88	16-5	9-13	25-18	17,284	Wells	17 Wright	6
Jan 28	PORTLAND	L	76	88	16-6	9-13	25-19	11,472	Wells	20 Gasol	11
Jan 30	UTAH	L	79	85	16-7	9-13	25-20	13,203	Posey	24 Swift	8
Jan 31	at Detroit	L	78	80	16-7	9-14	25-21	22,076	Gasol	18 Gasol	10
Feb 2	GOLDEN STATE	W	106	101	17-7	9-14	26-21	10,229	Gasol, Wright	18 Outlaw	8
Feb 4	at Washington	W	103	101	17-7	10-14	27-21	12,531	Posey	31 Wright, Outlaw	7
Feb 6	MILWAUKEE	W	105	85	18-7	10-14	28-21	15,433	Gasol	27 Gasol	12
Feb 8	at Minnesota	W	99	98	18-7	11-14	29-21	19,179	Gasol	27 Gasol	6
Feb 9	at Denver	L	83	86	18-7	11-15	29-22	15,316	Battier	13 Posey	8
Feb 11	L.A. CLIPPERS	W	110	102	19-7	11-15	30-22	11,189	Gasol	22 Wright	10
Feb 17	DALLAS	W	109	92	20-7	11-15	31-22	14,742	Posey	19 Battier	9
Feb 20	PHOENIX	W	97	92	21-7	11-15	32-22	15,710	Posey	18 Gasol	10
Feb 21	at Chicago	W	105	98	21-7	12-15	33-22	22,076	Posey	27 Wright, Gasol	9
Feb 23	DENVER	W	109	106	22-7	12-15	34-22	13,423	Gasol	25 Posey	8
Feb 25	GOLDEN STATE	L	92	99	22-8	12-15	34-23	11,397	Posey	25 Posey	10
Feb 27	at Milwaukee	L	104	106	22-8	12-16	34-24	18,289	Posey	25 Posey	10
Feb 28	NEW ORLEANS	W	97	92	23-8	12-16	35-24	18,873	Posey	24 Gasol	9
Mar 1	at San Antonio	W	81	80	23-8	13-16	36-24	16,705	Watson	13 Posey	9
Mar 3	at Portland	W	97	88	23-8	14-16	37-24	16,511	Wells	28 Gasol	11
Mar 6	at L.A. Clippers	W	98	92	23-8	15-16	38-24	15,481	Posey	15 Outlaw	11
Mar 7	at Golden State	W	95	85	23-8	16-16	39-24	15,181	Wells	18 Gasol	8
Mar 9	SAN ANTONIO	W	94	88	24-8	16-16	40-24	15,544	Gasol	27 Gasol	11
Mar 12	L.A. CLIPPERS	W	98	89	25-8	16-16	41-24	17,649	Gasol	24 Gasol	18
Mar 13	at Houston	L	80	88	25-8	16-17	41-25	18,157	Swift	19 Posey	7
Mar 16	PHILADELPHIA	W	82	79	26-8	16-17	42-25	18,524	Gasol	22 Gasol	10
Mar 18	SEATTLE	L	94	97	26-9	16-17	42-26	14,179	Gasol	21 Gasol	15
Mar 20	INDIANA	W	99	95	27-9	16-17	43-26	16,808	Gasol, Swift	17 Outlaw, Smith, Swift	6
Mar 23	TORONTO	W	95	86	28-9	16-17	44-26	13,191	Gasol	29 Swift	13
Mar 24	at New York	W	111	97	28-9	17-17	45-26	19,763	Gasol	23 Battier	7
Mar 26	HOUSTON	W	109	86	29-9	17-17	46-26	19,062	Swift	19 Swift	10
Mar 28	at Toronto	W	94	88	29-9	18-17	47-26	19,088	Gasol	23 Gasol	8
Mar 29	at Atlanta	W	136	133(2ot)	29-9	19-17	48-26	12,665	Posey	38 Posey	11
Apr 2	PHOENIX	W	109	99	30-9	19-17	49-26	19,351	Posey	32 Swift	9
Apr 4	at Minnesota	L	82	90	30-9	19-18	49-27	19,068	Posey	19 Gasol, Wells	7
Apr 5	at Utah	L	81	92	30-9	19-19	49-28	19,911	Posey	18 Outlaw	6
Apr 7	CLEVELAND	W	92	74	31-9	19-19	50-28	19,351	Posey	35 Wright	10
Apr 9	at L.A. Lakers	L	95	103	31-9	19-20	50-29	18,997	Miller	22 Wright	10
Apr 11	at Phoenix	L	83	89	31-9	19-21	50-30	15,216	Battier	18 Swift	10
Apr 13	at Dallas	L	103	110	31-9	19-22	50-31	20,364	Wells	27 Battier, Gasol, Wright	7
Apr 14	MINNESOTA	L	90	107	31-10	19-22	50-32	19,351	Posey	16 Posey	5

INTRO

PLAYERS

EXECUTIVE

BASKETBALL  
OPS

BUSINESS  
OPS

MEDIA

COMMUNITY

HISTORY

PLAYOFFS

REVIEW

OPPONENTS

NBA

FEDERATION

AT A GLANCE



# SEASON REVIEW

## 2002-03 MEMPHIS GRIZZLIES (28-54)



**Back Row, L-R:** Tony Barone, Sr., John Welch, Brendan Brown, Hal Wissel, Lionel Hollins, Ryan Humphrey, Robert Archibald, Lorenzen Wright, Pau Gasol, Cezary Trybanski, Stromile Swift, Mike Batiste, Mike Miller, Yusuf Boyd, Mike Douglas, T.J. Zanin, Mike Curtis, Scott McCullough. **Front Row, L-R:** Brevin Knight, Chris Owens, Jason Williams, Hubie Brown, Shane Battier, Wesley Person, Earl Watson.

Player	--Field Goals--					--3-Point FG--			-Free Throws-			--Rebounds--					PF	Dq	Stl	TO	Blk	Pts	Avg
	G	GS	Min	FG	FGA	Pct	FG	FGA	Pct	FT	FTA	Pct	Off	Def	Tot	Ast							
Gasol	82	82	2948	569	1116	.510	1	10	.100	416	565	.736	192	528	720	229	220	3	34	213	148	1555	19.0
Miller	16	13	360	77	151	.510	22	44	.500	29	36	.806	6	49	55	31	34	1	6	26	5	205	12.8
Williams	76	76	2407	333	859	.388	143	404	.354	110	131	.840	25	187	212	631	130	0	91	168	10	919	12.1
Gooden	51	29	1329	255	576	.443	14	46	.304	92	132	.697	105	190	295	63	121	1	38	105	22	616	12.1
Wright	70	49	1982	325	716	.454	0	5	.000	147	223	.659	170	358	528	80	209	7	51	110	54	797	11.4
Giricek	49	35	1187	207	478	.433	46	130	.354	88	107	.822	18	90	108	70	104	0	22	94	6	548	11.2
Person	66	44	1941	274	601	.456	100	231	.433	79	97	.814	24	168	192	112	64	0	42	56	19	727	11.0
Battier	78	47	2383	275	569	.483	86	216	.398	120	145	.828	128	217	345	105	207	0	102	68	88	756	9.7
Swift	67	26	1478	235	489	.481	0	2	.000	177	245	.722	114	270	384	45	152	3	55	99	104	647	9.7
Batiste	75	2	1248	197	467	.422	18	81	.222	69	88	.784	82	175	257	52	120	1	42	69	16	481	6.4
Watson	79	2	1366	170	391	.435	31	91	.341	62	86	.721	46	118	164	225	138	0	89	88	14	433	5.5
Dickerson	6	1	87	10	24	.417	4	11	.364	5	5	1.000	1	5	6	8	16	0	5	6	1	29	4.8
Owens	1	0	6	2	3	.667	0	0	---	0	0	---	0	1	0	0	0	0	1	0	0	4	4.0
Knight	55	4	928	97	228	.425	2	8	.250	20	37	.541	15	66	81	233	123	0	69	94	2	216	3.9
Humphrey	13	0	122	12	35	.343	0	0	---	5	11	.455	4	26	30	4	18	0	5	2	2	29	2.2
Archibald	12	0	72	6	20	.300	0	0	---	7	18	.389	6	11	17	3	9	0	0	7	3	19	1.6
Trybanski	15	0	86	5	20	.250	0	0	---	4	10	.400	6	8	14	1	13	0	0	8	6	14	0.9
<b>GRIZZLIES</b>	<b>82</b>		<b>19930</b>	<b>3049</b>	<b>6743</b>	<b>.452</b>	<b>467</b>	<b>1279</b>	<b>.365</b>	<b>1430</b>	<b>1936</b>	<b>.739</b>	<b>943</b>	<b>2466</b>	<b>3409</b>	<b>1892</b>	<b>1678</b>	<b>16</b>	<b>651</b>	<b>1262</b>	<b>500</b>	<b>7995</b>	<b>97.5</b>
<b>OPPONENTS</b>	<b>82</b>		<b>19930</b>	<b>3224</b>	<b>7008</b>	<b>.460</b>	<b>431</b>	<b>1188</b>	<b>.363</b>	<b>1381</b>	<b>1819</b>	<b>.759</b>	<b>1126</b>	<b>2555</b>	<b>3681</b>	<b>1991</b>	<b>1782</b>	<b>21</b>	<b>714</b>	<b>1213</b>	<b>430</b>	<b>8260</b>	<b>100.7</b>

## QUICK FACTS

- In only their second season in Memphis, the Grizzlies finished with a then club-record 28 wins, ranking sixth in the Midwest Division.
- **Hubie Brown** replaced **Sidney Lowe** as head coach eight games into the season on Nov. 12.
- Memphis completed a four-player trade with Orlando, acquiring 2000-01 NBA Rookie of the Year **Mike Miller** and **Ryan Humphrey** and two draft picks in exchange for **Drew Gooden** and **Gordan Giricek** on Feb. 19.
- **Jason Williams** tied a franchise record by dishing out 10-plus assists in 4 straight games from March 13-24.
- The Grizzlies lost their first 13 games, the worst start in franchise history.

## NBA STATISTICAL RANKINGS

Category	Memphis	Opponents	Category	Memphis	Opponents
Points per game	97.5	8th	100.7	27th	
Field Goal Pct.	.452	8th	.460	28th	
Free Throw Pct.	.739	24th	.759	14th	
3-Pt. Field Goal Pct.	.365	7th	.363	23rd	
Offensive Rebounds Per Game	11.50	20th	13.73	27th	
Defensive Rebounds Per Game	30.07	15th	31.16	21st	
Rebounds Per Game	41.57	19th	44.89	25th	
Assists Per Game	23.07	6th	24.28	29th	
Steals Per Game	7.94	14th	8.71	24th	
Turnovers Per Game	15.39	20th	14.79	13th	
Blocks Per Game	6.10	4th	5.24	22nd	
Personal Fouls Per game	20.46	6th	21.73	16th	
Disqualifications	16	17th	21	4th	
Points Per Game Differential	-3.2	22nd			





Date	Opponent	Mem	Opp	Hm	Rd	Tot	Atten	Grizzlies Top Scorer	Grizzlies Top Rebounder	Opponent Top Scorer		
Oct 30	DALLAS	L	108	119	0-1	0-0	0-1	16,638	Giricek	29 Gasol	10 Nash	24
Nov 1	at Detroit	L	86	109	0-1	0-1	0-2	18,113	Gooden, Gasol	21 Gooden	5 Hamilton	23
Nov 2	SACRAMENTO	L	99	116	0-2	0-1	0-3	17,112	Gasol	20 Gasol, Swift	7 Divac	24
Nov 4	SAN ANTONIO	L	101	103	0-3	0-1	0-4	12,226	Gasol	22 Battier, Swift	10 Duncan	29
Nov 6	at Portland	L	88	94	0-3	0-2	0-5	19,067	Gasol	23 Swift	9 Wallace	18
Nov 8	at Sacramento	L	91	99	0-3	0-3	0-6	17,317	Gooden	23 Swift	10 Stojakovic	22
Nov 9	at Denver	L	73	84	0-3	0-4	0-7	16,179	Gasol	21 Gooden	12 White	22
Nov 11	GOLDEN STATE	L	101	108	0-4	0-4	0-8	10,112	Gasol	24 Gooden	9 Jamison	37
Nov 15	MINNESOTA	L	95	99	0-5	0-4	0-9	14,871	Giricek	25 Swift	9 Garnett	28
Nov 16	at Chicago	L	93	111	0-5	0-5	0-10	20,653	Williams	18 Gooden	7 Marshall, Rose	31
Nov 19	at Minnesota	L	106	110	0-5	0-6	0-11	13,332	Williams	14 Swift	8 Garnett	34
Nov 20	PHILADELPHIA	L	88	95	0-6	0-6	0-12	17,197	Gooden	21 Swift	16 Iverson	33
Nov 22	at San Antonio	L	86	95	0-6	0-7	0-13	16,636	Batiste	18 Batiste, Watson	6 Duncan	28
Nov 23	WASHINGTON	W	85	74	1-6	0-7	1-13	19,351	Watson	17 Gasol	15 Jordan	20
Nov 27	SEATTLE	W	117	99	2-6	0-7	2-13	13,729	Williams	28 Gooden	8 Lewis	24
Nov 29	L.A. LAKERS	L	106	112	0-7	0-7	2-14	19,351	Gasol	24 Gooden	10 Bryant	45
Dec 1	TORONTO	L	87	92	2-8	0-7	2-15	13,213	Battier	14 Gasol	10 Carter	27
Dec 3	at L.A. Lakers	L	91	101	2-8	0-8	2-16	18,512	Wright	17 Gasol	9 O'Neal	28
Dec 4	at Phoenix	L	85	98	2-8	0-9	2-17	12,939	Giricek	18 Gasol	10 Marion	32
Dec 6	at Utah	L	71	104	2-8	0-10	2-18	17,966	Swift	16 Gasol	8 Kirilenko	15
Dec 8	PHOENIX	W	102	94	3-8	0-10	3-18	12,469	Gasol	21 Gasol	17 Marbury	35
Dec 10	at Miami	W	107	96	3-8	1-10	4-18	14,558	Gooden	25 Gooden	9 Jones	33
Dec 11	DENVER	W	96	93	4-8	1-10	5-18	11,889	Gasol	18 Gasol	10 Harvey	23
Dec 13	HOUSTON	W	114	109	0-7	1-10	6-18	15,186	Gasol	29 Gasol	12 Francis	29
Dec 14	at Dallas	L	87	104	5-8	1-11	6-19	19,732	Giricek	17 Swift, Wright	7 Nash	26
Dec 16	GOLDEN STATE	W	104	91	6-8	1-11	7-19	12,447	Gasol, Giricek	18 Wright	12 Jamison	19
Dec 18	at Washington	L	100	118	6-8	1-12	7-20	20,173	Gasol	25 Wright	7 Jordan	33
Dec 20	MILWAUKEE	W	95	84	7-8	1-12	8-20	12,642	Person	23 Gasol	14 Cassell	19
Dec 22	UTAH	L	74	103	7-9	1-12	8-21	15,478	Battier	11 Wright	10 Harpring, Malone	17
Dec 27	ORLANDO	W	99	86	8-9	1-12	9-21	19,047	Giricek	18 Gasol	10 McGrady	35
Dec 31	at Boston	L	89	96	8-9	1-13	9-22	17,080	Gasol	18 Wright	12 Walker	33
Jan 3	L.A. CLIPPERS	W	116	111	9-9	1-13	10-22	14,789	Giricek	31 Gasol, Wright	13 Maggette	34
Jan 6	NEW ORLEANS	W	106	102	10-9	1-13	11-22	12,809	Williams	28 Wright	14 Mashburn	30
Jan 8	at L.A. Clippers	L	95	103	10-9	1-14	11-23	14,842	Gasol	23 Gasol, Wright	10 Brand	30
Jan 10	at Phoenix	L	90	96	10-9	1-15	11-24	15,005	Gasol	22 Gasol	11 Marbury	25
Jan 12	at Sacramento	L	98	106	10-9	1-16	11-25	17,317	Gasol	26 Gasol	12 Stojakovic	30
Jan 13	at Golden State	W	110	108	10-9	2-16	12-25	11,536	Gasol	23 Wright	15 Arenas	31
Jan 15	at Portland	L	92	100	10-9	2-17	12-26	18,114	Gasol	19 Wright	8 Wallace	38
Jan 17	at Seattle	L	97	103	10-9	2-18	12-27	14,176	Wright, Gasol	21 Gasol	14 Payton	27
Jan 20	PORTLAND	L	87	99	10-10	2-18	12-28	19,084	Wright	22 Wright	9 McNinis	15
Jan 22	at San Antonio	W	98	93	10-10	3-18	13-28	17,126	Gasol	28 Gasol	17 Duncan	30
Jan 23	SACRAMENTO	L	98	104	10-11	3-18	13-29	17,973	Gasol	24 Gasol	17 Webber	26
Jan 25	SEATTLE	L	83	95	10-12	3-18	13-30	13,228	Gasol	25 Wright	12 Radmanovic	22
Jan 27	HOUSTON	L	95	100	10-13	3-18	13-31	12,352	Gasol	26 Gooden, Wright	11 Francis	29
Jan 31	NEW YORK	L	102	108	10-14	3-18	13-32	17,643	Gasol	32 Gasol, Wright	9 Eisley	30
Feb 2	at Denver	L	78	93	10-14	3-19	13-33	13,274	Gooden	16 Gasol	11 Howard	26
Feb 3	at Golden State	L	91	101	10-14	3-20	13-34	10,137	Gasol	20 Battier	11 Arenas, Murphy	21
Feb 5	at Utah	L	84	105	10-14	3-21	13-35	19,473	Giricek	17 Wright	13 Malone	31
Feb 12	NEW JERSEY	W	97	90	11-14	3-21	14-35	12,486	Watson	21 Battier, Gasol, Watson	8 Kidd	28
Feb 14	DALLAS	L	103	110	11-15	3-21	14-36	15,924	Gasol	25 Gasol	7 Nowitzki	31
Feb 16	at Milwaukee	W	101	95	11-15	4-21	15-36	17,193	Gasol	19 Gasol	11 Allen	23
Feb 18	INDIANA	W	108	103	10-15	4-21	16-36	12,143	Gasol	24 Gasol	14 Artest, O'Neal	23
Feb 21	at New Orleans	L	123	125	10-15	4-22	16-37	16,591	Miller	23 Wright	6 Mashburn	50
Feb 22	at Houston	L	82	93	12-15	4-23	16-38	13,875	Wright	24 Wright	9 Mobley	29
Feb 24	UTAH	W	103	92	13-15	4-23	17-38	13,317	Person	27 Gasol	9 Malone	22
Feb 26	at Philadelphia	L	107	111	13-15	4-24	17-39	19,568	Gasol	32 Gasol	8 Iverson	34
Feb 28	MIAMI	W	126	116	10-15	4-24	18-39	19,351	Gasol	25 Person	14 C.Butler, Jones	24
Mar 1	at Dallas	L	87	114	14-15	4-25	18-40	19,828	Gasol	25 Swift	9 Nowitzki	28
Mar 3	BOSTON	L	110	111	14-16	4-25	18-41	13,521	Gasol	23 Gasol	17 Pierce	31
Mar 5	DENVER	W	96	86	15-16	4-25	19-41	11,296	Swift	24 Swift	10 Hilario, Howard, White	14
Mar 8	at Cleveland	W	115	89	15-16	5-25	20-41	10,339	Gasol	27 Swift	10 Davis	18
Mar 9	at Toronto	W	119	106	15-16	6-25	21-41	19,138	Gasol	32 Swift	13 Carter	26
Mar 11	at New York	W	87	85	15-16	7-25	22-41	18,743	Swift	20 Swift	14 Harrington	18
Mar 12	CHICAGO	W	124	95	16-16	7-25	23-41	15,565	Gasol	27 Swift	10 Curry	21
Mar 16	ATLANTA	W	124	92	17-16	7-25	24-41	18,413	Battier, Gasol	22 Swift	16 Robinson	23
Mar 18	at Minnesota	L	80	96	17-16	7-26	24-42	15,355	Battier	18 Wright	8 Garnett	29
Mar 19	CLEVELAND	W	128	101	18-16	7-26	25-42	12,506	Gasol	28 Gasol	7 Boozer	27
Mar 21	at Indiana	L	92	101	18-16	7-27	25-43	15,505	Person, Miller, Wright	15 Swift	9 O'Neal	38
Mar 22	at New Jersey	L	99	107	18-16	7-28	25-44	15,340	Williams	24 Wright	8 Kittles	25
Mar 24	at Orlando	W	110	104	18-16	8-28	26-44	13,523	Gasol	26 Wright	10 McGrady	34
Mar 26	PHOENIX	L	99	101	18-17	8-28	26-45	14,524	Williams	22 Wright	12 Marbury	23
Mar 28	at Seattle	L	71	95	18-17	8-29	26-46	17,072	Gasol	13 Wright	15 Allen	25
Mar 30	at L.A. Clipper	L	100	102	18-17	8-30	26-47	16,225	Miller	29 Gasol	12 Maggette	18
Mar 31	at L.A. Lakers	L	94	110	18-17	8-31	26-48	18,997	Gasol	22 Wright	15 O'Neal	34
Apr 2	SAN ANTONIO	L	87	105	18-18	8-31	26-49	12,116	Wright	24 Wright	8 Duncan	33
Apr 4	L.A. LAKERS	L	101	102	18-19	8-31	26-50	19,351	Gasol, Williams	18 Gasol	11 O'Neal	33
Apr 5	at Atlanta	L	91	97	18-19	8-32	26-51	12,107	Gasol	25 Gasol	13 Terry	23
Apr 8	L.A. CLIPPERS	W	111	108	19-19	8-32	27-51	11,618	Gasol	25 Batiste	11 Maggette	22
Apr 11	PORTLAND	W	96	93	20-19	8-32	28-51	17,173	Swift	19 Swift	11 Randolph	31
Apr 13	DETROIT	L	107	110	20-20	8-32	28-52	15,704	Gasol	24 Gasol	9 Billups	28
Apr 15	at Houston	L	86	97	20-20	8-33	28-53	14,704	Battier	15 Gasol	13 Francis	19
Apr 16	MINNESOTA	L	87	95	20-21	8-33	28-54	15,478	Gasol, Swift	18 Gasol	14 Garnett	19

INTRO

PLAYERS

EXECUTIVE

BASKETBALL

BUSINESS

MEDIA

COMMUNITY

HISTORY

PLAYOFFS

REVIEW

OPPONENTS

NBA

FEDERATION

AT A GLANCE





# SEASON REVIEW

## 2001-02 MEMPHIS GRIZZLIES (23-59)



**Back Row, L-R:** Dana Davis, Scott McCullough, Tom Penn, Billy Knight, Rob Hackett, Dick Versace, Rodney Buford, Shane Battier, Grant Long, Pau Gasol, Lorenzen Wright, Antonis Fotsis, Tony Massenburg, Stromile Swift, Scott Roth, Mitchell Anderson, Bob Staak, Michael Adams, Michael Douglas. **Front Row, L-R:** Brevin Knight, Will Solomon, Jason Williams, Michael Heasley, Sidney Lowe, Nick Anderson, Michael Dickerson, Eddie Gill.

Player	--Field Goals--					--3-Point FG--			--Free Throws--			--Rebounds--					Pts	Avg					
	G	GS	Min	FG	FGA	Pct	FG	FGA	Pct	FT	FTA	Pct	Off	Def	Tot	Ast			Pf	Dq	Stl	TO	Blk
Gasol	82	79	3007	551	1064	.518	1	5	.200	338	477	.709	238	492	730	223	195	2	41	224	169	1441	17.6
Williams	65	65	2236	376	985	.382	127	430	.295	80	101	.792	22	173	195	519	102	0	111	214	7	959	14.8
Battier	78	78	3097	412	961	.429	103	276	.373	198	283	.700	180	238	418	216	215	2	121	155	81	1125	14.4
Wright	43	33	1251	223	486	.459	0	2	.000	70	123	.569	130	275	405	44	126	0	30	72	23	516	12.0
Swift	68	14	1805	293	611	.480	0	3	.000	217	305	.711	161	269	430	50	178	3	53	122	113	803	11.8
Dickerson	4	4	124	15	48	.313	8	21	.381	5	6	.833	3	9	12	9	12	0	3	8	1	43	10.8
Buford	63	21	1769	258	593	.435	17	70	.243	58	80	.725	52	220	272	71	110	1	42	63	12	591	9.4
Knight	53	11	1151	141	334	.422	2	8	.250	87	115	.757	11	98	109	302	135	1	79	111	7	371	7.0
Long	66	56	1868	164	385	.426	3	17	.176	86	123	.699	31	200	231	136	123	0	63	103	12	417	6.3
Massenburg	73	31	1247	159	349	.456	1	1	1.000	84	117	.718	100	224	324	26	174	2	30	65	31	403	5.5
Solomon	62	4	872	113	331	.341	46	162	.284	49	73	.671	12	56	68	92	76	0	35	62	7	321	5.2
Gill	23	5	384	39	92	.424	7	22	.318	31	39	.795	7	21	28	49	38	0	11	34	3	116	5.0
Anderson	15	0	219	21	76	.276	13	48	.271	5	9	.556	1	32	33	14	17	0	6	14	6	60	4.0
Fotsis	28	1	320	42	104	.404	7	23	.304	17	20	.850	25	37	62	10	22	0	9	21	11	108	3.9
GRIZZLIES	82		19780	2851	6535	.436	336	1096	.307	1334	1883	.708	984	2413	3397	1785	1571	11	646	1344	488	7372	89.9
OPPONENTS	82		19780	3119	6829	.457	398	1112	.358	1346	1788	.753	1135	2560	3695	1961	1784	12	781	1207	457	7982	97.3

## QUICK FACTS

- On July 3, 2001, the NBA Board of Governors officially approved the move of the Grizzlies from Vancouver, B.C. to Memphis, Tennessee.
- In the franchise's first season in Memphis, the Grizzlies finished with a 23-59 record, tying the most wins in franchise history.
- The club earned its first win in the city of Memphis with a 98-83 victory on Nov. 17 vs. Cleveland.
- Pau Gasol** named NBA Rookie of the Year after averaging 17.6 points, 8.9 rebounds and 2.06 blocks in 82 games, and won Rookie of the Month on three occasions (November, January, March).
- Shane Battier** joined Gasol on the NBA All-Rookie First Team after posting 14.4 points and 5.4 rebounds in 78 games.
- The Grizzlies completed their biggest comeback in franchise history on March 25, 2002 at Portland, rallying from 25 points down to win 103-100.
- Jason Williams** dished out a franchise-best 19 assists on March 30 vs. Golden State.
- Gasol blocks 169 shots, setting the Grizzlies single-season record.
- Lorenzen Wright** grabbed single-game high 26 rebounds on Nov. 4 vs. Dallas.
- On Jan. 29, 2002, the Grizzlies first-ever draft selection, **Bryant Reeves**, retired due to chronic back pain.

## NBA STATISTICAL RANKINGS

Category	Memphis		Opponents		Category	Memphis		Opponents	
Points Per Game	89.9	27th	97.3	21st	Assists Per Game	21.77	16th	23.91	25th
Field Goal Pct.	.436	21st	.457	23rd	Steals Per Game	7.88	16th	9.52	29th
Free Throw Pct.	.708	28th	.753	18th	Turnovers Per Game	16.39	27th	14.72	13th
3-Pt Field Goal Pct.	.307	28th	.358	19th	Blocks Per Game	5.95	7th	5.57	20th
Offensive Rebounds Per Game	12.00	16th	13.84	29th	Personal Fouls Per Game	19.16	3rd	21.76	10th
Defensive Rebounds Per Game	29.43	21st	31.22	25th	Disqualifications	11	11th	12	18th
Rebounds Per Game	41.43	24th	45.06	27th	Points Per Game Differential	-7.3	28th		



Date	Opponent	Mem	Opp	Hm	Rd	Tot	Atten	Grizzlies Top Scorer	Grizzlies Top Rebounder	Opponent Top Scorer
Nov 1	DETROIT	L	80	90	0-1	0-0	19,405	Wright	17 Wright	12 Stackhouse
Nov 2	at Minnesota	L	102	111	0-1	0-1	16,922	Battier	22 Wright	12 Garnett
Nov 4	DALLAS	L	85	94	0-2	0-1	13,177	Wright	33 Wright	26 Howard
Nov 6	at Phoenix	L	101	113	0-2	0-2	12,765	Gasol	27 Wright	14 Hardaway
Nov 7	at L.A. Clippers	L	92	108	0-2	0-3	13,835	Gasol	24 Wright	11 Brand, McInnis, Richardson
Nov 9	at L.A. Lakers	L	86	110	0-2	0-4	18,997	Swift	21 Gasol	12 O'Neal
Nov 12	GOLDEN STATE	L	79	86	0-3	0-4	11,126	Wright	19 Wright	15 Fortson
Nov 15	PORTLAND	L	85	101	0-4	0-4	10,161	Battier	30 Wright	10 Wallace
Nov 17	CLEVELAND	W	98	93	1-4	0-4	13,874	Battier	20 Gasol	10 Murray
Nov 21	at Cleveland	L	84	101	1-4	0-5	19,804	Gasol	26 Gasol	8 Person
Nov 23	PHOENIX	L	99	103	1-5	0-5	11,100	Battier, Gasol	18 Wright, Gasol	8 Delk
Nov 24	at Detroit	L	84	91	1-5	0-6	15,256	Williams	25 Wright	13 Robinson
Nov 26	SACRAMENTO	W	98	94	2-5	0-6	12,215	Buford	21 Massenburg	10 Stojakovic
Nov 29	at Toronto	L	88	91	2-5	0-7	21,900	Gasol	22 Wright	11 Carter
Nov 30	HOUSTON	W	102	85	3-5	0-7	12,344	Williams	38 Wright	9 Williams
Dec 2	at Philadelphia	W	93	87	3-5	1-7	20,433	Gasol	20 Gasol	10 Iverson
Dec 3	at Orlando	L	71	113	3-5	1-8	13,340	Swift	13 Wright	7 Miller
Dec 6	MINNESOTA	L	80	105	3-6	1-8	12,861	Gasol	22 Gasol	11 Brandon
Dec 8	PHILADELPHIA	W	92	83	4-6	1-8	19,405	Gasol	24 Gasol, Austin	8 Cummings
Dec 11	WASHINGTON	L	81	91	4-7	1-8	15,905	Williams	17 Gasol	13 Hamilton
Dec 13	at Denver	L	86	89	4-7	1-9	15,131	Battier	19 Gasol	13 Lenard
Dec 15	at Golden State	L	84	93	4-7	1-10	15,137	Williams	18 Swift	10 Jamison
Dec 16	at Sacramento	L	87	104	4-7	1-11	15,137	Gasol	15 Gasol	12 Webber
Dec 18	MILWAUKEE	L	105	114	4-8	1-11	15,129	Swift	27 Gasol	15 Allen
Dec 20	at New York	W	90	88	4-8	2-11	19,763	Battier	21 Battier	9 Sprewell
Dec 21	L.A. LAKERS	W	114	108	5-8	2-11	17,199	Williams	26 Gasol	7 Bryant
Dec 23	at Boston	L	80	85	5-8	2-12	15,386	Battier	22 Gasol	10 Walker
Dec 26	CHICAGO	W	107	85	6-8	2-12	16,237	Gasol	27 Gasol	14 Mercer
Dec 28	at Miami	W	91	86	6-8	3-12	15,558	Williams	19 Gasol, Swift	10 Mourning
Dec 30	SAN ANTONIO	L	79	83	6-9	3-12	9,211	Williams	24 Gasol	15 Duncan
Jan 2	at New Jersey	L	74	92	6-9	3-13	9,222	Battier	20 Gasol	12 Williams
Jan 4	ATLANTA	L	109	113	6-10	3-13	9,233	Battier	22 Gasol	11 Abdur-Rahim
Jan 6	SEATTLE	L	77	89	6-11	3-13	9,242	Williams	19 Gasol, Swift	8 Payton
Jan 8	TORONTO	W	84	81	7-11	3-13	10,244	Gasol, Swift	20 Gasol, Massenburg, Swift	10 Carter
Jan 10	at Phoenix	W	102	96	7-11	4-13	11,244	Gasol	31 Swift	10 Marion
Jan 12	at Utah	W	95(2ot)	7-11	5-13	12-24	18,875	Williams	22 Massenburg	9 Malone
Jan 14	at L.A. Lakers	L	81	120	7-11	5-14	12,255	Gasol	25 Gasol, Swift	12 Bryant
Jan 17	DALLAS	L	97	108	7-12	5-14	12,262	Gasol	26 Gasol	11 Nowitzki
Jan 19	ORLANDO	L	103	119	7-13	5-14	12,277	Gasol	26 Gasol	17 McGrady
Jan 21	at Sacramento	L	98	112	7-13	5-15	12,288	Massenburg	23 Swift	11 Webber
Jan 23	at Golden State	L	95	107	7-13	5-16	12,299	Gasol	27 Gasol	10 Jamison
Jan 24	at Portland	L	82	120	7-13	5-17	12,300	Knight	22 Swift	9 Wallace
Jan 26	at Chicago	L	92	95	7-13	5-18	12,311	Gasol	26 Battier	8 Miller
Jan 28	L.A. CLIPPERS	W	119	115(ot)	8-13	5-18	13,311	Gasol	23 Gasol	10 Olowokandi
Jan 30	at Indiana	L	82	83	8-13	5-19	13,322	Battier	27 Gasol	13 Rose
Feb 1	L.A. LAKERS	L	85	100	8-14	5-19	13,333	Gasol, Knight	13 Swift	6 O'Neal
Feb 3	CHARLOTTE	W	79	97	8-15	5-19	13,344	Swift	13 Swift	8 Campbell
Feb 5	UTAH	W	86	79	9-15	5-19	14,344	Buford	20 Gasol	13 Kirilenko
Feb 7	at Milwaukee	L	103	107	9-15	5-20	14,355	Gasol	30 Battier, Gasol	10 Allen, Cassell
Feb 12	at Houston	L	78	85	9-15	5-21	14,366	Gasol	25 Gasol	11 Mobley
Feb 14	DENVER	L	85	100	9-16	5-21	14,377	Wright	20 Gasol	11 LaFrentz
Feb 17	at Charlotte	W	92	78	9-16	6-21	15,377	Swift	19 Gasol	12 Campbell
Feb 19	at San Antonio	L	93	99(ot)	9-16	6-22	15,388	Battier, Gasol	26 Battier	10 Duncan
Feb 21	PHOENIX	L	72	78	9-17	6-22	15,399	Battier, Gasol	15 Wright	12 Marion
Feb 25	L.A. CLIPPERS	L	77	90	9-18	6-22	15,400	Gasol	21 Gasol	13 Brand
Feb 26	at Dallas	L	91	104	9-18	6-23	15,411	Battier	18 Gasol	9 Finley
Feb 28	at Utah	L	70	114	9-18	6-24	15,422	Gasol	15 Wright, Battier, Gasol	7 Marshall
Mar 1	at Denver	L	83	96	9-18	6-25	15,433	Gasol	26 Wright	10 Howard
Mar 3	SEATTLE	L	71	96	9-19	6-25	15,444	Buford	16 Gasol	12 Payton
Mar 4	at Atlanta	L	76	95	9-19	6-26	15,455	Battier	20 Wright	7 Kukoc
Mar 7	INDIANA	W	122	111	10-19	6-26	16,455	Williams	33 Gasol	15 O'Neal
Mar 9	MIAMI	L	88	93	10-20	6-26	16,466	Williams	19 Wright	16 Jackson, Mourning
Mar 11	UTAH	W	79	78	11-20	6-26	17,466	Gasol	20 Wright	13 Marshall
Mar 12	at San Antonio	L	84	98	11-20	6-27	17,477	Williams	18 Wright	11 Duncan
Mar 15	BOSTON	L	97	103	11-21	6-27	17,488	Gasol	22 Gasol	12 Walker
Mar 17	NEW JERSEY	L	76	87	11-22	6-27	17,499	Gasol	18 Wright	11 Kitties
Mar 19	NEW YORK	L	92	101	11-23	6-27	17,500	Massenburg	19 Gasol, Massenburg	11 Houston
Mar 21	MINNESOTA	L	93	95	11-24	6-27	17,511	Battier	28 Gasol	8 Garnett
Mar 23	at Dallas	L	100	111	11-24	6-28	17,522	Gasol	23 Wright	9 Nowitzki
Mar 25	at Portland	W	103	100	11-24	7-28	18,522	Wright	21 Wright	9 Wells
Mar 27	at Seattle	L	82	96	11-24	7-29	18,533	Williams	26 Wright	10 Payton
Mar 30	GOLDEN STATE	W	105	99	12-24	7-29	19,533	Gasol	26 Wright	17 Sura
Apr 2	SACRAMENTO	L	83	107	12-25	7-29	19,544	Swift	20 Gasol	14 Jackson
Apr 3	at Minnesota	L	81	92	12-25	7-30	19,555	Gasol	18 Gasol	11 Billups
Apr 5	HOUSTON	W	99	81	13-25	7-30	20,555	Gasol	32 Gasol	14 Francis
Apr 6	at Washington	L	85	88	13-25	7-31	20,566	Gasol	16 Battier, Buford, Wright	9 Hamilton, Alexander
Apr 9	DENVER	W	97	86	14-25	7-31	21,566	Swift	20 Swift	9 Howard
Apr 11	PORTLAND	W	102	99	15-25	7-31	22,566	Gasol	23 Wright	10 Wallace
Apr 13	SAN ANTONIO	L	92	113	15-26	7-31	22,577	Gasol	19 Battier	9 Duncan
Apr 14	at Dallas	W	98	95	15-26	8-31	23,577	Battier	19 Gasol	11 Willis
Apr 16	at L.A. Clippers	L	84	92	15-26	8-32	23,588	Gasol	19 Gasol	11 Olowokandi
Apr 17	at Seattle	L	94	109	15-26	8-33	23,599	Swift	31 Swift	10 Mason

INTRO

PLAYERS

EXECUTIVE

BASKETBALL OPS

BUSINESS OPS

MEDIA

COMMUNITY

HISTORY

PLAYOFFS

REVIEW

OPONENTS

NBA

FEDERATION

AT A GLANCE



# SEASON REVIEW

## 2000-01 VANCOUVER GRIZZLIES (23-59)



**Back Row, L-R:** Mitchell Anderson, Scott Roth, Stromile Swift, Grant Long, Ike Austin, Bryant Reeves, Shareef Abdur-Rahim, Tony Massenburg, Matt Hoffar, Clyde Smith, JB Mahli. **Middle Row, L-R:** Bob Staak, Sidney Lowe, Michael Adams, Scott McCullough, Robert Hackett, Dana Davis. **Front Row, L-R:** Brent Price, Erick Strickland, Michael Dickerson, Mike Bibby, Mahmoud Abdul-Rauf, Damon Jones, Kevin Edwards.

Player	--Field Goals--						--3-Point FG--			--Free Throws--			--Rebounds--							Pts	Avg			
	G	GS	Min	FG	FGA	Pct	FG	FGA	Pct	FT	FTA	Pct	Off	Def	Tot	Ast	PF	Dq	Stl			TO	Blk	
Abdur-Rahim	81	81	3241	604	1280	.472	12	64	.188	443	531	.834	175	560	735	250	238	1	90	231	77	1663	20.5	
Dickerson	70	69	2618	425	1020	.417	86	230	.374	206	270	.763	70	159	229	233	207	0	62	162	27	1142	16.3	
Bibby	82	82	3190	525	1157	.454	108	285	.379	143	188	.761	47	257	304	685	148	1	107	248	12	1301	15.9	
Harrington	44	40	1267	180	386	.466	0	3	.000	120	154	.779	102	187	289	36	136	3	19	104	26	480	10.9	
Reeves	75	48	1832	254	552	.460	1	4	.250	113	142	.796	132	320	452	80	243	5	43	90	54	622	8.3	
Jones	71	10	1415	170	416	.409	84	231	.364	37	52	.712	16	108	124	224	58	0	36	76	1	461	6.5	
Abdul-Rauf	41	0	486	120	246	.488	4	14	.286	22	29	.759	5	20	25	76	50	0	9	26	1	266	6.5	
Strickland	22	0	409	41	136	.301	14	48	.292	44	51	.863	9	67	76	66	42	0	22	27	1	140	6.4	
Long	66	27	1507	140	319	.439	4	15	.267	112	157	.713	76	198	274	83	160	2	72	62	15	396	6.0	
Swift	80	6	1312	153	339	.451	0	4	.000	85	141	.603	109	175	284	28	160	0	62	64	82	391	4.9	
Massenburg	52	20	823	92	199	.462	0	0	---	49	70	.700	75	135	210	9	122	0	10	48	28	233	4.5	
Austin	52	16	845	96	270	.356	6	24	.250	28	40	.700	50	172	222	58	94	0	20	54	23	226	4.3	
Edwards	46	5	634	56	170	.329	5	19	.263	43	53	.811	23	59	82	52	46	0	29	37	8	160	3.5	
Price	6	0	30	3	11	.273	1	4	.250	6	7	.857	1	3	4	5	8	0	2	4	0	13	2.2	
West	15	6	171	11	38	.289	0	2	.000	6	7	.857	4	11	15	14	21	0	3	4	4	28	1.9	
GRIZZLIES	82		19780	2870	6539	.439	325	947		.343	1457	1892	.770	894	2431	3325	1899	1733	12	586	1291	359	7522	91.7
OPPONENTS	82		19780	3143	6791	.463	389	1075		.362	1317	1798	.732	1052	2534	3586	1935	1768	16	710	1217	476	7992	97.5

## QUICK FACTS

- The Grizzlies concluded their final season in Vancouver with a 23-59 record.
- The team won its last game as the Vancouver Grizzlies, 95-81, on April 18 at Golden State.
- Over a span of 12:32, **Shareef Abdur-Rahim** scored a club-high 22 consecutive points on Dec. 1 vs. Indiana.
- **Mike Bibby** set a franchise record with 685 assists in a single season.
- Rookie **Stromile Swift** competed in the Dunk Contest during All-Star weekend in Washington, D.C.
- On April 11, 2000, the NBA approved the sale of the Vancouver Grizzlies by Orca Bay Sports & Entertainment to **Michael Heisley**.

## NBA STATISTICAL RANKINGS

Category	Vancouver		Opponents		Category	Vancouver		Opponents	
Points Per Game	91.7	25th	97.5	26th	Assists Per Game	23.2	8th	23.6	26th
Field Goal Pct.	.439	17th	.463	26th	Steals Per Game	7.15	23rd	8.66	28th
Free Throw Pct.	.770	6th	.732	4th	Turnovers Per Game	15.7	20th	14.8	17th
3-Pt. Field Goal Pct.	.343	21st	.362	22nd	Blocks Per Game	4.38	25th	5.80	21st
Offensive Rebounds Per Game	10.9	26th	12.8	26th	Personal Fouls Per Game	21.1	7th	21.6	20th
Defensive Rebounds Per Game	29.6	22nd	30.9	18th	Disqualifications	12	8th	16	15th
Rebounds Per Game	40.5	24th	43.7	22nd	Points Per Game Differential	-5.8	26th		



Date	Opponent	Van	Opp	Hm	Rd	Tot	Atten	Grizzlies Top Scorer	Grizzlies Top Rebounder	Opponent Top Scorer				
Oct 31	SEATTLE	W	94	88	1-0	0-0	1-0	15,779	Abdur-Rahim	27	Reeves	12	Payton	27
Nov 2	at L.A. Clippers	W	99	91	1-0	1-0	2-0	15,546	Dickerson	20	Harrington	13	Odum	17
Nov 4	L.A. LAKERS	L	89	98	1-1	1-0	2-1	18,183	Abdur-Rahim	24	Abdur-Rahim	9	O'Neal	27
Nov 6	ATLANTA	W	97	87	2-1	1-0	3-1	11,639	Abdur-Rahim, Harrington	18	Austin	9	Henderson, Wright	19
Nov 8	at Dallas	W	101	74	2-1	2-0	4-1	11,500	Abdur-Rahim	22	Abdur-Rahim	12	Laettner	17
Nov 9	at Houston	L	78	85	2-1	2-1	4-2	10,906	Abdur-Rahim	17	Abdur-Rahim	8	Taylor	21
Nov 11	at San Antonio	L	78	91	2-1	2-2	4-3	18,556	Dickerson	18	Abdur-Rahim	11	Duncan	20
Nov 16	L.A. CLIPPERS	L	72	76	2-2	2-2	4-4	12,210	Dickerson	16	Harrington	10	Odum	21
Nov 18	DALLAS	L	88	91	2-3	2-2	4-5	13,301	Harrington	23	Austin	10	Davis, Nowitzki	20
Nov 20	DENVER	L	92	95	2-4	2-2	4-6	11,809	Abdur-Rahim	19	Abdur-Rahim	14	McDyess	21
Nov 22	at Minnesota	L	100	101	2-4	2-3	4-7	16,783	Bibby	37	Abdur-Rahim	10	Garnett	24
Nov 24	at Detroit	L	96	118	2-4	2-4	4-8	14,709	Abdur-Rahim	29	Abdur-Rahim	12	Stachhouse	31
Nov 26	at Boston	W	98	87	2-4	3-4	5-8	11,551	Abdur-Rahim	27	Abdur-Rahim	21	Pierce	37
Nov 27	at New York	L	72	97	2-4	3-5	5-9	19,763	Bibby	17	Long	9	Rice	23
Nov 29	PHOENIX	W	109	106(2ot)	3-4	3-5	6-9	12,314	Abdur-Rahim	33	Abdur-Rahim, Harrington	14	Kidd	34
Dec 1	INDIANA	L	76	86(ot)	3-5	3-5	6-10	11,758	Abdur-Rahim	28	Abdur-Rahim	16	Rose	28
Dec 3	SAN ANTONIO	L	79	97	3-6	3-5	6-11	11,655	Abdur-Rahim, Long	16	Abdur-Rahim	11	Duncan	30
Dec 5	DETROIT	W	91	83	4-6	3-5	7-11	12,578	Abdur-Rahim	18	Austin	10	Atkins	13
Dec 7	at Utah	L	87	98	4-6	3-6	7-12	17,958	Abdur-Rahim	21	Reeves	11	Russell	20
Dec 9	PHILADELPHIA	L	79	83	4-7	3-6	7-13	15,671	Dickerson	20	Harrington	10	Iverson	18
Dec 11	HOUSTON	L	75	82	4-8	3-6	7-14	12,145	Abdur-Rahim	26	Reeves	9	Mobley	16
Dec 13	SEATTLE	L	93	94	4-9	3-6	7-15	15,102	Bibby	17	Abdur-Rahim	9	Payton	17
Dec 15	at L.A. Lakers	L	76	98	4-9	3-7	7-16	18,211	Abdur-Rahim	18	Abdur-Rahim	10	Grant	19
Dec 17	ORLANDO	L	91	101	4-10	3-7	7-17	13,729	Bibby	19	Abdur-Rahim	14	McGrady	27
Dec 20	WASHINGTON	W	118	104	5-10	3-7	8-17	11,510	Bibby	26	Harrington, Reeves	7	Howard	34
Dec 22	SACRAMENTO	L	93	95	5-11	3-7	8-18	14,656	Harrington	24	Harrington	20	Webber	33
Dec 23	at L.A. Clippers	L	90	92	5-11	3-8	8-19	12,001	Abdur-Rahim	26	Harrington	9	Odum	14
Dec 26	PHOENIX	L	95	97	5-12	3-8	8-20	16,110	Bibby	21	Harrington	12	Kidd	28
Dec 29	at Portland	L	81	104	5-12	3-9	8-21	20,309	Abdur-Rahim	29	Reeves	5	Sabonis	20
Dec 30	GOLDEN STATE	L	101	102	5-13	3-9	8-22	14,485	Abdur-Rahim	31	Abdur-Rahim	11	Jamison	35
Jan 3	CHARLOTTE	W	99	89	6-13	3-9	9-22	11,873	Dickerson	22	Harrington	13	Coleman	18
Jan 5	at Phoenix	L	76	108	6-13	3-10	9-23	18,359	Abdur-Rahim, Bibby	14	Abdur-Rahim, Harrington	7	Delk, Marion	23
Jan 7	MILWAUKEE	W	120	117	7-13	3-10	10-23	11,771	Abdur-Rahim	38	Abdur-Rahim	11	Robinson	31
Jan 9	DENVER	L	105	112	7-14	3-10	10-24	12,471	Abdur-Rahim	26	Abdur-Rahim	13	McDyess	31
Jan 12	at Seattle	L	102	115	7-14	3-11	10-25	13,196	Reeves	31	Abdur-Rahim	12	Patterson	26
Jan 13	CLEVELAND	W	119	107	8-14	3-11	11-25	12,540	Dickerson	32	Reeves	16	Gatling	27
Jan 15	at L.A. Lakers	L	112	113(ot)	8-14	3-12	11-26	18,318	Abdur-Rahim	32	Abdur-Rahim	12	O'Neal	31
Jan 17	at Denver	L	97	121	8-14	3-13	11-27	12,117	Abdur-Rahim	24	Abdur-Rahim	8	Van Exel	21
Jan 19	MIAMI	L	86	97	8-15	3-13	11-28	14,281	Reeves	21	Harrington	9	Jones	26
Jan 21	MINNESOTA	L	94	96	8-16	3-13	11-29	13,108	Abdur-Rahim, Dickerson	24	Abdur-Rahim	11	Brandon, Garnett	20
Jan 23	at San Antonio	L	77	110	8-16	3-14	11-30	14,764	Dickerson	16	Harrington	6	Duncan	23
Jan 25	at Dallas	L	83	120	8-16	3-15	11-31	12,690	Abdur-Rauf, Abdur-Rahim, Bibby	13	Abdur-Rahim	10	Nash	21
Jan 26	at Houston	L	89	106	8-16	3-16	11-32	12,316	Dickerson	25	Abdur-Rahim, Harrington, Jones	7	Mobley	23
Jan 29	NEW JERSEY	W	97	86	9-16	3-16	12-32	15,475	Abdur-Rahim, Dickerson	24	Abdur-Rahim	11	Marbury, Martin	19
Jan 31	at Phoenix	L	92	101	9-16	3-17	12-33	16,502	Bibby	26	Bibby, Swift	8	Robinson	25
Feb 2	at Sacramento	L	95	105	9-16	3-18	12-34	17,317	Abdur-Rahim	27	Abdur-Rahim	9	Webber	41
Feb 3	CHICAGO	W	91	84	10-16	3-18	13-34	16,845	Bibby	26	Abdur-Rahim	13	Fizer	26
Feb 5	at Seattle	L	82	95	10-16	3-19	13-35	15,082	Bibby	23	Abdur-Rahim	12	Baker, Williams	17
Feb 7	UTAH	L	82	92	10-17	3-19	13-36	13,240	Dickerson	27	Swift, Reeves	7	Malone	34
Feb 13	BOSTON	W	99	98	11-17	3-19	14-36	11,735	Bibby	25	Reeves	12	Walker	27
Feb 15	GOLDEN STATE	W	99	89	12-17	3-19	15-36	10,612	Abdur-Rahim, Bibby	22	Dickerson, Strickland, Reeves	9	Jamison	24
Feb 16	at Golden State	W	92	79	12-17	4-19	16-36	13,173	Abdur-Rahim	28	Abdur-Rahim	9	Jamison	21
Feb 18	at Minnesota	W	110	102	12-17	5-19	17-36	18,693	Dickerson	24	Abdur-Rahim	15	Garnett, Ellis	16
Feb 20	at Washington	W	116	104	12-17	6-19	18-36	12,240	Dickerson	23	Long	14	Howard	27
Feb 21	at Philadelphia	L	91	107	12-17	6-20	18-37	17,944	Abdur-Rahim	27	Long	10	Iverson	36
Feb 23	at Milwaukee	L	81	93	12-17	6-21	18-38	17,682	Bibby	28	Abdur-Rahim	13	Allen	29
Feb 24	at Chicago	L	75	90	12-17	6-22	18-39	21,496	Strickland	15	Long	8	Brand	22
Feb 27	DALLAS	L	112	116	12-18	6-22	18-40	12,977	Abdur-Rahim	36	Abdur-Rahim, Long	7	Nowitzki	31
Feb 28	at Utah	L	83	101	12-18	6-23	18-41	19,492	Abdur-Rahim	19	Abdur-Rahim, Massenburg	6	Malone	21
Mar 3	L.A. LAKERS	L	88	98	12-19	6-23	18-42	19,193	Dickerson	22	Abdur-Rahim, Reeves	11	O'Neal	34
Mar 5	SAN ANTONIO	L	77	91	12-20	6-23	18-43	10,798	Bibby	24	Abdur-Rahim	11	Anderson	25
Mar 6	at Portland	W	105	97	12-20	7-23	19-43	20,580	Abdur-Rahim	26	Abdur-Rahim	8	Pippen, Stoudamire, Wells	15
Mar 9	PORTLAND	W	95	85	13-20	7-23	19-43	15,512	Abdur-Rahim	15	Abdur-Rahim, Massenburg, Swift	7	Wells	24
Mar 11	TORONTO	L	84	101	13-21	7-23	20-44	19,193	Abdur-Rahim	17	Massenburg	10	Carter	25
Mar 13	at Atlanta	L	99	109	13-21	7-24	20-45	9,664	Bibby	27	Abdur-Rahim	13	Henderson	23
Mar 14	at Charlotte	L	95	100	13-21	7-25	20-46	16,018	Abdur-Rahim	23	Abdur-Rahim	12	Mashburn	23
Mar 16	at Orlando	L	99	103	13-21	7-26	20-47	15,278	Jones	21	Abdur-Rahim, Long, Swift	6	Armstrong	29
Mar 17	at Miami	L	81	95	13-21	7-27	20-48	16,500	Abdur-Rahim	20	Abdur-Rahim	8	Mason	18
Mar 20	at New Jersey	L	90	104	13-21	7-28	20-49	14,531	Bibby	23	Abdur-Rahim	6	Martin, Van Horn	24
Mar 22	at Cleveland	L	95	109	13-21	7-29	20-50	12,168	Bibby, Dickerson	19	Swift	11	Person, Murray	19
Mar 23	at Indiana	L	75	95	13-21	7-30	18,345	20-51	Abdur-Rahim	21	Swift	11	Croschere	17
Mar 25	at Toronto	L	92	102	13-21	7-31	20-52	19,800	Abdur-Rahim	26	Abdur-Rahim	10	Carter	24
Mar 29	NEW YORK	W	89	68	14-21	7-31	21-52	15,949	Abdur-Rahim	30	Massenburg, Reeves	10	Ward	13
Apr 1	UTAH	L	73	92	14-22	7-31	21-53	13,093	Abdur-Rahim	20	Abdur-Rahim	12	Malone	31
Apr 4	L.A. CLIPPERS	W	86	78	15-22	7-31	22-53	11,312	Abdur-Rahim	24	Massenburg	11	Odum	18
Apr 6	SACRAMENTO	L	90	118	15-23	7-31	22-54	14,863	Jones	17	Massenburg	13	Webber	36
Apr 7	at Denver	L	97	98	15-23	7-32	22-55	14,934	Abdur-Rahim	32	Reeves	12	Possey	22
Apr 10	MINNESOTA	L	91	104	15-24	7-32	22-56	10,430	Dickerson	19	Swift	7	Szczepiak	28
Apr 12	PORTLAND	L	87	100	15-25	7-32	22-57	12,796	Bibby	24	Abdur-Rahim	12	Wallace	27
Apr 14	HOUSTON	L	95	100	15-26	7-32	22-58	18,571	Abdur-Rauf	25	Reeves	12	Anderson	19
Apr 16	at Sacramento	L	100	110	15-26	7-33	22-59	17,317	Jones	25	Long	8	Stojakovic	31
Apr 18	at Golden State	W	95	81	15-26	8-33	23-59	14,437	Abdur-Rahim	26	Abdur-Rahim	22	Jamison	33

INTRO

PLAYERS

EXECUTIVE

BASKETBALL

BUSINESS

MEDIA

COMMUNITY

HISTORY

PLAYOFFS

REVIEW

OPONENTS

NBA

FEDERATION

AT A GLANCE



# SEASON REVIEW

## 1999-00 VANCOUVER GRIZZLIES (22-60)



**Back Row, L-R:** Lawrence Frank, Rob Hackett, Jim Boylan, Scott McCullough, Jack Nolan, Troy Wenzel, Othella Harrington, Antoine Carr, Obinna Ekezie, Bryant Reeves, Cherokee Parks, Shareef Abdur-Rahim, Grant Long, Dennis Scott, Larry Riley, Noah Croom, Gary Schmidt.  
**Front Row, L-R:** Doug West, Michael Dickerson, Mike Bibby, Stu Jackson, Lionel Hollins, Milt Palacio, Felipe Lopez, Brent Price.

Player	--Field Goals--						--3-Point FG--			--Free Throws--			--Rebounds--						Pts	Avg			
	G	GS	Min	FG	FGA	Pct	FG	FGA	Pct	FT	FTA	Pct	Off	Def	Tot	Ast	PF	Dq			Stl	TO	Blk
Abdur-Rahim	82	82	3223	594	1277	.465	29	96	.302	446	551	.809	218	607	825	271	244	3	89	249	87	1663	20.3
Dickerson	82	82	3103	554	1270	.436	119	291	.409	269	324	.830	78	201	279	208	226	0	116	165	45	1496	18.2
Bibby	82	82	3155	459	1031	.445	77	212	.363	195	250	.780	73	233	306	665	171	1	132	247	15	1190	14.5
Harrington	82	82	2677	420	830	.506	0	2	.000	236	298	.792	196	367	563	97	287	3	36	217	58	1076	13.1
Reeves	69	67	1773	252	562	.448	0	4	.000	107	165	.648	126	264	390	82	245	8	33	119	38	611	8.9
Scott	66	0	1263	125	333	.375	71	189	.376	48	57	.842	16	90	106	69	104	0	28	30	9	369	5.6
Long	42	1	920	74	167	.443	0	4	.000	55	71	.775	86	148	234	43	108	1	45	49	10	203	4.8
Lopez	65	0	781	111	261	.425	3	18	.167	67	109	.615	59	65	124	44	94	0	32	53	17	292	4.5
West	38	0	581	59	145	.407	0	3	.000	34	40	.850	18	53	71	43	80	1	12	19	8	152	4.0
Price	41	0	424	41	119	.345	25	68	.368	34	39	.872	8	29	37	69	63	0	17	47	1	141	3.4
Ekezie	39	0	351	41	88	.466	0	0	---	43	64	.672	34	58	92	8	61	0	9	26	4	125	3.2
Carr	21	0	221	28	64	.438	0	0	---	11	14	.786	8	24	32	7	42	0	3	9	6	67	3.2
Stephens	13	0	181	19	51	.373	0	8	.000	3	4	.750	13	23	36	11	9	0	7	6	3	41	3.2
Parks	56	14	808	72	145	.497	0	1	.000	24	37	.649	55	128	183	35	115	2	29	28	45	168	3.0
Palacio	53	0	394	43	98	.439	0	2	.000	22	37	.595	17	34	51	48	32	0	20	44	0	108	2.0
GRIZZLIES	82		19855	2892	6441	.449	324	898	.361	1594	2060	.774	1005	2324	3329	1700	1881	19	608	1381	346	7702	93.9
OPPONENTS	82		19855	3136	6613	.474	361	1083	.333	1530	1989	.769	970	2336	3306	1932	1912	28	725	1234	519	8163	99.5

## QUICK FACTS

- The Vancouver Grizzlies finished the season with a 22-60 record.
- Former Head Coach **Lionel Hollins** named interim head coach on Dec. 16.
- The club shot a franchise-best 77.4 percent from the free throw line.
- **Shareef Abdur-Rahim** sets a then club record with 825 total rebounds and also netted a then franchise-high nine straight double-doubles from Nov. 2-21.
- The Grizzlies limited opponents to a club-low 33.3 percent from three-point range.
- **Mike Bibby** set a team record by dishing out 10-plus assists in four-straight games from March 29-April 4.

## NBA STATISTICAL RANKINGS

Category	Vancouver		Opponents		Category	Vancouver		Opponents	
Points per game	93.9	26th	99.5	17th	Assists Per Game	20.73	24th	23.56	21st
Field Goal Pct.	.449	18th	.474	28th	Steals Per Game	7.41	21st	8.84	25th
Free Throw Pct.	.774	8th	.769	27th	Turnovers Per Game	16.84	25th	15.05	17th
3-Pt. Field Goal Pct.	.361	13th	.333	4th	Blocks Per Game	4.22	26th	6.33	28th
Offensive Rebounds Per Game	12.26	19th	11.83	8th	Personal Fouls Per game	22.94	12th	23.32	13th
Defensive Rebounds Per Game	28.34	27th	28.49	3rd	Disqualifications	19	T-15th	28	4th
Rebounds Per Game	40.60	28th	40.32	3rd	Points Per Game Differential	-5.6	26th		





Date	Opponent	Van	Opp	Hm	Rd	Tot	Atten	Grizzlies Top Scorer	Grizzlies Top Rebounder	Opponent Top Scorer		
Nov 2	PORTLAND	L	86	106	0-1	0-0	0-1	18,218		19 Smith	22	
Nov 3	at L.A. Lakers	L	88	103	0-1	0-1	0-2	18,997	Abdur-Rahim, Dickerson	11 O'Neal	28	
Nov 6	DENVER	W	109	94	1-1	0-1	1-2	12,159	Abdur-Rahim	10 Mercer	31	
Nov 10	ATLANTA	W	102	97(ot)	2-1	0-1	2-2	11,453	Abdur-Rahim	22 Coles	20	
Nov 12	GOLDEN STATE	L	93	103	2-2	0-1	2-3	12,792	Abdur-Rahim	21 Starks	22	
Nov 14	L.A. CLIPPERS	W	109	89	3-2	0-1	3-3	12,774	Dickerson	23 Odom	16	
Nov 16	at Sacramento	L	77	81	3-2	0-2	3-4	14,169	Abdur-Rahim	24 Webber	19	
Nov 18	SEATTLE	L	108	110	3-3	0-2	3-5	12,275	Abdur-Rahim	31 Maxwell	27	
Nov 21	MINNESOTA	L	81	105	3-4	0-2	3-6	12,493	Harrington	20 Szczerbiak	19	
Nov 23	at Washington	L	87	89	3-4	0-3	3-7	11,219	Reeves	25 Abdur-Rahim, Harrington	8 Richmond	19
Nov 24	at Charlotte	L	73	89	3-4	0-4	3-8	16,003	Dickerson	16 Abdur-Rahim	21 Jones	14
Nov 26	at Indiana	L	86	105	3-4	0-5	3-9	18,345	Abdur-Rahim	22 Reeves, Bibby, Parks	6 Smits	17
Nov 27	at Minnesota	L	82	113	3-4	0-6	3-10	16,881	Harrington	18 Abdur-Rahim	9 Garnett	20
Nov 29	HOUSTON	L	110	118(ot)	3-5	0-6	3-11	15,086	Bibby	25 Harrington	11 Francis	24
Dec 1	INDIANA	L	89	96	3-6	0-6	3-12	11,683	Abdur-Rahim	24 Abdur-Rahim	10 Miller	26
Dec 3	CHARLOTTE	L	94	113	3-7	0-6	3-13	12,107	Dickerson	29 Parks	8 Wesley	28
Dec 6	at Houston	L	99	102	3-7	0-7	3-14	14,458	Abdur-Rahim	24 Parks	8 Barkley	35
Dec 7	at Dallas	W	104	95	3-7	1-7	4-14	11,552	Abdur-Rahim	26 Abdur-Rahim	15 Nowitzki	21
Dec 9	at San Antonio	L	91	99	3-7	1-8	4-15	14,778	Abdur-Rahim	30 Parks	7 Duncan	42
Dec 11	L.A. LAKERS	L	94	106	3-8	1-8	4-16	14,059	Bibby	23 Abdur-Rahim	9 O'Neal	30
Dec 13	at L.A. Clippers	L	90	102	3-8	1-9	4-17	9,303	Abdur-Rahim	24 Abdur-Rahim	16 Taylor	26
Dec 15	SACRAMENTO	L	106	109	3-9	1-9	4-18	12,490	Bibby	26 Abdur-Rahim	15 Webber	21
Dec 18	at Seattle	L	89	112	3-9	1-10	4-19	14,094	Abdur-Rahim	25 Abdur-Rahim, Reeves	8 Payton	28
Dec 19	L.A. CLIPPERS	W	85	84	4-9	1-10	5-19	12,584	Dickerson	26 Harrington	12 Odom	26
Dec 23	DENVER	W	93	91	5-9	1-10	6-19	11,792	Abdur-Rahim	29 Abdur-Rahim	13 LaFrentz	29
Dec 26	at Denver	L	86	109	5-9	1-11	6-20	17,074	Abdur-Rahim	20 Abdur-Rahim	10 McDyess, Van Exel	22
Dec 27	PHILADELPHIA	L	93	100	5-10	1-11	6-21	13,269	Abdur-Rahim	24 Abdur-Rahim	12 Iverson	29
Dec 29	at Utah	L	90	101	5-10	1-12	6-22	19,911	Dickerson	25 Reeves	10 Malone	29
Dec 30	SAN ANTONIO	L	88	98	5-11	1-12	6-23	14,403	Abdur-Rahim	24 Abdur-Rahim, Harrington	7 Duncan	32
Jan 4	at Miami	W	91	87	5-11	2-12	7-23	19,035	Bibby	22 Harrington	13 Mashburn	21
Jan 5	at Orlando	L	96	116	5-11	2-13	7-24	12,904	Abdur-Rahim	17 Long	10 Gatling	23
Jan 7	at New Jersey	W	101	91	5-11	3-13	8-24	14,246	Dickerson	28 Harrington	12 Kittles	21
Jan 9	at Toronto	W	107	97	5-11	4-13	9-24	19,188	Abdur-Rahim	29 Harrington, Long	7 Carter, Davis	20
Jan 10	at Boston	W	112	103	5-11	5-13	10-24	14,876	Bibby	33 Harrington, Long	12 Pierce	23
Jan 12	PHOENIX	L	92	95	5-12	5-13	10-25	14,404	Harrington	19 Abdur-Rahim, Harrington	10 Kidd	20
Jan 14	CLEVELAND	L	80	82	5-13	5-13	10-26	13,161	Dickerson	23 Harrington	10 Kemp	24
Jan 16	MIAMI	L	83	94	5-14	5-13	10-27	15,456	Dickerson	23 Long	7 Mourning	27
Jan 20	UTAH	L	89	94	5-15	5-13	10-28	12,909	Bibby, Harrington	22 Abdur-Rahim	12 Malone	32
Jan 22	ORLANDO	L	82	85	5-16	5-13	10-29	11,817	Three players tied	16 Abdur-Rahim, Reeves	10 Abdul-Wahad, Atkins	16
Jan 24	at Denver	L	98	110	5-16	5-14	10-30	10,884	Abdur-Rahim	24 Abdur-Rahim	13 Mercer	24
Jan 26	at Utah	W	116	99	5-16	6-14	11-30	19,080	Abdur-Rahim	30 Reeves, Long	9 Russell	16
Jan 27	NEW JERSEY	W	108	106	6-16	6-14	12-30	11,934	Dickerson	29 Abdur-Rahim	7 Marbury	42
Jan 31	MILWAUKEE	L	87	92	6-17	6-14	12-31	12,398	Reeves	22 Reeves	15 Robinson	25
Feb 2	at Golden State	L	95	101	6-17	6-15	12-32	10,019	Abdur-Rahim	25 Abdur-Rahim	10 Blaylock	25
Feb 4	CHICAGO	W	101	76	7-17	6-15	13-32	15,357	Dickerson	20 Reeves	9 Kukoc	27
Feb 6	DALLAS	L	99	103(ot)	7-18	6-15	13-33	14,861	Abdur-Rahim	36 Abdur-Rahim	22 Finley	34
Feb 8	at Phoenix	L	76	94	7-18	6-16	13-34	18,385	Dickerson	19 Abdur-Rahim	10 Longley	20
Feb 10	at L.A. Clippers	W	112	90	7-18	7-16	14-34	9,895	Dickerson	40 Abdur-Rahim	8 Anderson	29
Feb 16	WASHINGTON	W	92	87	8-18	7-16	15-34	12,894	Bibby	21 Abdur-Rahim	14 Richmond	18
Feb 18	at Minnesota	L	91	103	8-18	7-17	15-35	17,101	Dickerson	27 Abdur-Rahim	9 Brandon	21
Feb 19	at Milwaukee	W	111	100	8-18	8-17	16-35	17,109	Dickerson	26 Harrington	6 Allen	32
Feb 21	at Cleveland	L	108	109(ot)	8-18	8-18	16-36	12,140	Dickerson, Bibby	27 Abdur-Rahim	9 Kemp	26
Feb 22	at Chicago	W	85	81	8-18	9-18	17-36	21,874	Dickerson	25 Abdur-Rahim	14 Brand	25
Feb 24	BOSTON	L	77	101	8-19	9-18	17-37	13,001	Abdur-Rahim	20 Abdur-Rahim, Long	7 Pierce	35
Feb 26	SACRAMENTO	W	102	90	9-19	9-18	18-37	17,856	Abdur-Rahim	22 Abdur-Rahim	11 Webber	26
Feb 29	at Sacramento	L	87	112	9-19	9-19	18-38	17,317	Harrington	20 Long	10 Webber	23
Mar 1	at L.A. Lakers	L	91	103	9-19	9-20	18-39	18,912	Abdur-Rahim, Dickerson	18 Abdur-Rahim	11 Bryant	27
Mar 3	at Portland	L	91	101	9-19	9-21	18-40	20,367	Bibby	25 Abdur-Rahim	9 Smith	19
Mar 5	TORONTO	L	92	94	9-20	9-21	18-41	19,193	Abdur-Rahim, Harrington	22 Abdur-Rahim	14 Carter	28
Mar 7	at New York	L	86	111	9-20	9-22	18-42	19,763	Abdur-Rahim	18 Abdur-Rahim	8 Houston, Sprewell	22
Mar 8	at Philadelphia	L	90	107	9-20	9-23	18-43	20,086	Harrington	20 Harrington	8 Kukoc, Iverson	20
Mar 10	at Detroit	L	97	111	9-20	9-24	18-44	22,076	Harrington	25 Harrington, Reeves	8 Hill, Stackhouse	27
Mar 11	at Atlanta	L	86	91	9-20	9-25	18-45	13,344	Bibby	20 Abdur-Rahim	10 Jackson	22
Mar 13	SEATTLE	L	103	113	9-21	9-25	18-46	14,510	Reeves	31 Reeves	12 Payton	40
Mar 16	at Seattle	L	103	117	9-21	9-26	18-47	13,070	Dickerson	24 Abdur-Rahim	9 Payton	30
Mar 17	PHOENIX	L	86	101	9-22	9-26	18-48	14,255	Abdur-Rahim, Dickerson	14 Abdur-Rahim, Lopez	8 Robinson	27
Mar 19	DETROIT	L	99	101	9-23	9-26	18-49	15,240	Dickerson	24 Harrington	9 Hill	31
Mar 21	GOLDEN STATE	W	98	82	10-23	9-26	19-49	13,555	Dickerson	25 Abdur-Rahim	13 Marshall	16
Mar 25	UTAH	L	75	84	10-24	9-26	19-50	14,143	Scott	16 Reeves	9 Malone	25
Mar 29	L.A. LAKERS	L	99	108	10-25	9-26	19-51	16,780	Dickerson	32 Abdur-Rahim	13 Bryant	28
Mar 31	NEW YORK	L	83	89	10-26	9-26	19-52	16,632	Dickerson	28 Harrington	16 Houston	24
Apr 2	DALLAS	L	86	100	10-27	9-26	19-53	12,941	Abdur-Rahim	23 Bibby	11 Nowitzki	22
Apr 4	HOUSTON	W	102	100	11-27	9-26	20-53	12,742	Bibby	27 Abdur-Rahim	14 Francis	30
Apr 6	PORTLAND	W	89	87	12-27	9-26	21-53	12,234	Dickerson	27 Abdur-Rahim, Harrington	9 Wallace	28
Apr 8	at Portland	L	85	98	12-27	9-27	21-54	20,415	Dickerson	20 Abdur-Rahim	9 Smith	27
Apr 9	SAN ANTONIO	L	99	107	12-28	9-27	21-55	14,206	Bibby	24 Abdur-Rahim	11 Duncan	31
Apr 11	at Golden State	L	97	109	12-28	9-28	21-56	10,127	Dickerson	24 Abdur-Rahim	13 Hughes	28
Apr 12	at Phoenix	L	116	122(ot)	12-28	9-29	21-57	18,463	Dickerson	35 Harrington	12 Robinson	36
Apr 14	MINNESOTA	L	94	104(2ot)	12-29	9-29	21-58	17,748	Abdur-Rahim	27 Abdur-Rahim	17 Three players tied	20
Apr 16	at Dallas	L	106	114	12-29	9-30	21-59	13,947	Harrington	27 Abdur-Rahim	13 Finley	25
Apr 17	at San Antonio	L	93	100	12-29	9-31	21-60	19,913	Dickerson	29 Abdur-Rahim	10 Robinson	27
Apr 19	at Houston	W	96	92	12-29	10-31	22-60	16,285	Dickerson	20 Abdur-Rahim	11 Williams	20

INTRO

PLAYERS

EXECUTIVE

BASKETBALL

BUSINESS

MEDIA

COMMUNITY

HISTORY

PLAYOFFS

REVIEW

OPONENTS

NBA

FEDERATION

AT A GLANCE





# SEASON REVIEW

## 1998-99 VANCOUVER GRIZZLIES (8-42)



**Back Row, L-R:** Rob Hackett, Jim Boylan, Scott McCullough, Lionel Hollins, Troy Wenzel, Jack Nolan, J.R. Henderson, Tony Massenbourg, Cherokee Parks, Bryant Reeves, Pete Chilcutt, Shareef Abdur-Rahim, Makhtar Ndiaye, Noah Croom, Larry Riley, Gary Schmidt.

**Front Row, L-R:** Rodrick Rhodes, Felipe Lopez, Terry Dehere, Lee Mayberry, Brian Hill, Stu Jackson, Mike Bibby, DeJuan Wheat, Doug West, Michael Smith.

	--Field Goals--						--3-Point FG--			--Free Throws--			--Rebounds--										
Player	G	GS	Min	FG	FGA	Pct	FG	FGA	Pct	FT	FTA	Pct	Off	Def	Tot	Ass	PF	Dq	Stl	TO	Blk	Pts	Avg
Abdur-Rahim	50	50	2021	386	893	.432	11	36	.306	369	439	.841	114	260	374	172	137	1	69	186	55	1152	23.0
Bibby	50	50	1758	260	605	.430	15	74	.203	127	169	.751	30	106	136	325	122	0	78	146	5	662	13.2
Mack	19	15	577	86	212	.406	42	108	.389	28	30	.933	7	46	53	23	53	1	20	20	1	242	12.7
Massenbourg	43	35	1143	189	388	.487	0	2	.000	103	155	.665	83	174	257	23	108	0	26	64	39	481	11.2
Reeves	25	14	702	102	251	.406	0	1	.000	67	116	.578	50	88	138	37	103	3	13	47	8	271	10.8
Lopez	47	32	1218	169	379	.446	12	44	.273	87	135	.644	69	97	166	62	128	0	49	82	14	437	9.3
West	14	2	294	31	65	.407	0	2	.000	19	25	.760	5	20	25	19	38	1	16	12	7	81	5.8
Parks	48	41	1118	118	275	.429	0	1	.000	30	55	.545	75	168	243	36	114	0	28	49	28	266	5.5
Smith	48	10	1098	77	144	.535	0	1	.000	76	128	.594	135	215	350	48	107	0	46	60	18	230	4.8
Wheat	46	0	590	73	193	.378	22	60	.367	40	55	.727	11	34	45	102	59	0	26	48	2	208	4.5
Chilcutt	46	0	697	63	172	.366	26	68	.382	14	17	.824	29	88	117	30	52	0	22	28	12	166	3.6
Rhodes	10	1	123	11	44	.250	1	7	.143	11	19	.579	7	6	13	10	16	0	4	15	2	34	3.4
Henderson	30	0	331	35	96	.365	2	5	.400	25	45	.556	20	27	47	22	29	1	9	18	4	97	3.2
Dehere	22	0	271	27	74	.365	15	34	.441	5	7	.714	5	17	22	26	28	0	5	14	3	74	3.4
Mayberry	9	0	126	7	19	.368	2	10	.200	4	5	.800	0	3	3	23	13	0	7	11	0	20	2.2
Sasser	6	0	39	5	11	.455	0	0	----	1	2	.500	2	5	7	2	4	0	2	2	0	11	1.8
Herrera	4	0	42	3	13	.231	0	0	----	0	2	.000	5	3	8	3	3	0	0	4	0	6	1.5
Ndiaye	4	0	27	1	4	.250	0	0	----	3	4	.750	3	2	5	1	9	0	0	1	1	5	1.3
GRIZZLIES	50		12175	1643	3838	.428	148	453	.327	1009	1408	.717	650	1359	2009	964	1123	7	420	848	199	4443	88.9
OPPONENT	50		12175	1813	3917	.463	229	653	.351	1021	1400	.729	673	1456	2129	1189	1164	15	490	779	328	4876	97.5

## QUICK FACTS

- The Vancouver Grizzlies finished 8-42 in a lockout-shortened season, ranking seventh in the Midwest Division.
- **Shareef Abdur-Rahim** ranked fourth in the NBA in scoring with a then franchise-record 23.0 points per game and scored in double figures in all 50 games.
- Guard **Mike Bibby** became the first Grizzlies rookie to start in each game during his rookie season while posting a club rookie-record 6.5 assists per game.
- The Grizzlies won a double-overtime game, 93-89, on Feb. 16 at the L.A. Clippers, before dropping a 131-129 triple-overtime thriller to the Boston Celtics the following night.

## NBA STATISTICAL RANKINGS

Category	Vancouver		Opponents		Category	Vancouver		Opponents	
Points Per Game	88.9	24th	97.5	26th	Assists Per Game	19.3	23rd	23.8	29th
Field Goal Pct.	.428	19th	.463	27th	Steals Per Game	8.40	16th	9.80	28th
Free Throw Pct.	.717	20th	.729	16th	Turnovers Per Game	17.0	29th	15.6	14th
3-Pt. Field Goal Pct.	.327	21st	.351	22nd	Blocks Per Game	3.98	27th	6.56	29th
Offensive Rebounds Per Game	13.0	12th	13.5	27th	Personal Fouls Per Game	22.5	13th	23.3	7th
Defensive Rebounds Per Game	27.2	27th	29.1	17th	Disqualifications	7	9th	15	4th
Rebounds Per Game	40.2	23rd	42.6	20th	Points Per Game Differential	-8.6	27th		



Date	Opponent	Van	Opp	Hm	Rd	Tot	Atten	Grizzlies Top Scorer	Grizzlies Top Rebounder	Opponent Top Scorer				
Feb 7	at Sacramento	L	87	109	0-0	0-1	0-1	17,317	Reeves	14	Reeves	9	Webber	25
Feb 8	PORTLAND	L	76	95	0-1	0-1	0-2	18,353	Massenburg	24	Massenburg	9	Saboris	24
Feb 10	L.A. CLIPPERS	W	105	99	1-1	0-1	1-2	14,818	Abdur-Rahim	35	Abdur-Rahim, Massenburg	9	Murray	21
Feb 11	INDIANA	L	97	101	1-2	0-1	1-3	14,914	Abdur-Rahim	32	Abdur-Rahim	7	Smits	24
Feb 14	DALLAS	W	96	92	2-2	0-1	2-3	16,059	Mack	26	Smith	8	Nash	18
Feb 16	at L.A. Clippers	W	93	89(2ot)	2-2	1-1	3-3	9,626	Mack	22	Smith	15	Taylor	21
Feb 17	BOSTON	L	129	131(3ot)	2-3	1-1	3-4	13,041	Abdur-Rahim	39	Abdur-Rahim, Smith	13	Mercer, Walker	27
Feb 19	at Minnesota	L	96	115	2-3	1-2	3-5	17,907	Abdur-Rahim	21	Abdur-Rahim	9	Marbury	23
Feb 21	at Toronto	L	87	102	2-3	1-3	3-6	19,800	Abdur-Rahim	23	Abdur-Rahim	6	Carter	27
Feb 23	L.A. LAKERS	W	93	83	3-3	1-3	4-6	19,193	Abdur-Rahim	28	Abdur-Rahim	14	O'Neal	26
Feb 25	PHOENIX	L	86	94	3-4	1-3	4-7	13,494	Abdur-Rahim	22	Smith	11	Chapman, McCloud	16
Feb 27	HOUSTON	L	74	86	3-5	1-3	4-8	19,193	Abdur-Rahim	20	Abdur-Rahim	16	Pippen, Olajuwon	18
Feb 28	at Denver	L	112	116	3-5	1-4	4-9	9,248	Massenburg	27	Massenburg	7	McDyess	46
Mar 2	SACRAMENTO	L	101	111	3-6	1-4	4-10	13,252	Abdur-Rahim	29	Abdur-Rahim	12	Webber	36
Mar 3	at Utah	L	86	109	3-6	1-5	4-11	18,556	Mack	23	Massenburg	6	Russell	17
Mar 4	MINNESOTA	L	93	102	3-7	1-5	4-12	13,329	Abdur-Rahim	22	Smith	9	Garnett	23
Mar 6	HOUSTON	L	92	107	3-8	1-5	4-13	19,193	Abdur-Rahim	26	Abdur-Rahim	12	Dickerson	26
Mar 8	PORTLAND	L	73	92	3-9	1-5	4-14	13,552	Abdur-Rahim	19	Parks	9	Jackson	21
Mar 9	at Golden State	L	82	92	3-9	1-6	4-15	10,043	Abdur-Rahim	35	Parks	12	Marshall	20
Mar 11	at Houston	L	91	102	3-9	1-7	4-16	16,285	Abdur-Rahim	27	Parks	9	Olajuwon	31
Mar 13	at Dallas	L	74	91	3-9	1-8	4-17	14,184	Abdur-Rahim, Lopez	21	Parks	10	Finley	21
Mar 15	at Denver	L	84	110	3-9	1-9	4-18	8,251	Abdur-Rahim	15	Smith	8	McDyess	21
Mar 16	at Seattle	L	85	87	3-9	1-10	4-19	17,072	Abdur-Rahim, Reeves	21	Abdur-Rahim, Smith	11	Baker	31
Mar 18	MINNESOTA	W	86	81	4-9	1-10	5-19	17,466	Reeves	28	Reeves	13	Garnett	20
Mar 20	SAN ANTONIO	L	88	92(ot)	4-10	1-10	5-20	19,193	Abdur-Rahim	25	Abdur-Rahim	11	Duncan	24
Mar 22	at Phoenix	L	84	89	4-10	1-11	5-21	18,855	Abdur-Rahim	26	Smith	8	Kidd	24
Mar 24	PHILADELPHIA	L	90	95(ot)	4-11	1-11	5-22	16,615	Massenburg, Bibby	20	Smith	12	Iverson	34
Mar 26	UTAH	L	80	85	4-12	1-11	5-23	19,193	Abdur-Rahim	30	Abdur-Rahim	9	Malone	26
Mar 29	at L.A. Lakers	L	98	116	4-12	1-12	5-24	17,312	Abdur-Rahim	21	Massenburg	12	O'Neal	26
Mar 30	DENVER	W	101	87	5-12	1-12	6-24	15,018	Abdur-Rahim	22	Smith	11	Van Exel	29
Apr 1	at San Antonio	L	91	103	5-12	1-13	6-25	16,384	Abdur-Rahim	27	Parks	12	Duncan	39
Apr 2	at Atlanta	L	81	84	5-12	1-14	6-26	8,748	Abdur-Rahim	24	Parks	9	Mutombo	24
Apr 4	at Chicago	L	87	88	5-12	1-15	6-27	22,198	Abdur-Rahim	26	Smith	11	Bryant	25
Apr 6	at Portland	L	89	98	5-12	1-16	6-28	18,105	Abdur-Rahim, Lopez, Bibby	19	Abdur-Rahim, Massenburg	8	Williams, Rider, Wallace	15
Apr 7	DENVER	L	84	87	5-13	1-16	6-29	17,151	Abdur-Rahim	25	Massenburg	9	McDyess	24
Apr 9	SEATTLE	W	98	93	6-13	1-16	7-29	19,193	Abdur-Rahim	28	Abdur-Rahim, Lopez	11	Ellis	20
Apr 11	SACRAMENTO	L	88	91	6-14	1-16	7-30	17,167	Abdur-Rahim	23	Smith	14	Webber	24
Apr 12	at Utah	L	80	98	6-14	1-17	7-31	19,911	Abdur-Rahim	22	Abdur-Rahim	6	Anderson, Hornacek	18
Apr 14	at Houston	L	85	102	6-14	1-18	7-32	16,285	Abdur-Rahim, Massenburg	16	Massenburg	9	Olajuwon	27
Apr 16	at Minnesota	L	75	89	6-14	1-19	7-33	18,347	Abdur-Rahim	24	Massenburg	14	Smith	26
Apr 18	GOLDEN STATE	L	85	90	6-15	1-19	7-34	17,063	Abdur-Rahim	25	Smith	12	Marshall	24
Apr 19	at L.A. Lakers	L	102	117	6-15	1-20	7-35	17,505	Massenburg	28	Smith	14	O'Neal	35
Apr 21	L.A. CLIPPERS	W	97	94	7-15	1-20	8-35	15,885	Abdur-Rahim	29	Four players tied	6	Taylor	24
Apr 23	SEATTLE	L	84	97	7-16	1-20	8-36	19,193	Abdur-Rahim	22	Smith	11	MacLean, Payton	25
Apr 24	at L.A. Clippers	L	96	105	7-16	1-21	8-37	13,493	Abdur-Rahim	27	Parks	8	Taylor	25
Apr 27	at Dallas	L	75	84	7-16	1-22	8-38	12,650	Bibby	22	Abdur-Rahim, Smith	10	Trent	20
Apr 29	SAN ANTONIO	L	72	99	7-17	1-22	8-39	18,448	Abdur-Rahim, Massenburg	12	Abdur-Rahim	8	Duncan	19
May 1	at Phoenix	L	77	107	7-17	1-23	8-40	19,023	Abdur-Rahim	23	Lopez, Smith	8	Gugliotta	24
May 3	GOLDEN STATE	L	83	91	7-18	1-23	8-41	17,990	Abdur-Rahim	20	Parks	11	Cummings, Marshall	18
May 5	at Sacramento	L	95	99	7-18	1-24	8-42	17,317	Abdur-Rahim	26	Smith	14	Divac	29

INTRO

PLAYERS

EXECUTIVE

BASKETBALL

BUSINESS

MEDIA

COMMUNITY

HISTORY

PLAYOFFS

REVIEW

OPPONENTS

NBA


FEDERATION

AT A GLANCE



# SEASON REVIEW

## 1997-98 VANCOUVER GRIZZLIES (19-63)



**Back Row, L-R:** Brian Hill, Jim Boylan, Lionel Hollins, Jack Nolan, George Lynch, Shareef Abdur-Rahim, Pete Chilcutt, Otis Thorpe, Bryant Reeves, Ivano Newbill, Tony Massenburg, Stu Jackson, Noah Croom, Troy Wenzel, Scott McCullough, Rob Hackett. **Front Row, L-R:** Doug West, Chris Robinson, Anthony Peeler, Lee Mayberry, Antonio Daniels, Marcus Brown, Sam Mack, Blue Edwards.

	--Field Goals--						--3-Point FG--			--Free Throws--			--Rebounds--										
Player	G	GS	Min	FG	FGA	Pct	FG	FGA	Pct	FT	FTA	Pct	Off	Def	Tot	Ast	PF	Dq	Stl	TO	Blk	Pts	Avg
Abdur-Rahim	82	82	2950	653	1347	.485	21	51	.412	502	640	.784	227	354	581	213	201	0	89	257	76	1829	22.3
Reeves	74	74	2527	492	941	.523	0	4	.000	223	316	.706	196	389	585	155	278	6	39	156	80	1207	16.3
Thorpe	47	46	1574	205	420	.477	0	4	.000	118	170	.694	100	271	371	161	158	3	30	115	23	528	11.2
Mack	57	54	1414	222	559	.397	110	269	.409	62	77	.805	30	103	133	101	117	0	41	69	11	616	10.8
Edwards	81	20	1968	326	742	.439	40	120	.333	180	215	.837	61	156	217	201	183	0	86	134	27	872	10.8
Peeler	8	8	202	35	72	.486	5	19	.263	4	6	.667	6	14	20	23	16	0	9	6	0	79	9.9
Daniels	74	50	1956	228	548	.416	11	52	.212	112	170	.659	22	121	143	334	88	0	55	164	10	579	7.8
Lynch	82	0	1493	248	516	.481	9	30	.300	111	158	.703	147	215	362	122	161	0	65	104	41	616	7.5
Massenburg	61	13	894	148	309	.479	0	0	---	100	137	.730	80	152	232	21	123	0	25	60	24	396	6.5
Smith	30	29	706	67	133	.504	0	1	.000	48	73	.658	85	121	206	59	60	0	26	36	6	182	6.1
Chilcutt	82	0	1420	156	359	.435	54	130	.415	39	59	.661	77	229	306	104	158	0	53	62	37	405	4.9
Mayberry	79	32	1835	131	349	.375	63	180	.350	38	51	.745	19	95	114	349	164	1	65	113	10	363	4.6
Hurley	27	0	458	46	123	.374	1	7	.143	29	39	.744	5	25	30	97	43	0	10	44	0	122	4.5
C.Robinson	16	0	143	23	63	.365	7	24	.292	1	2	.500	0	13	13	10	21	0	7	15	1	54	3.4
L.Robinson	6	0	41	6	19	.316	3	6	.500	2	2	1.000	2	10	12	1	0	0	4	2	0	17	2.8
Newbill	28	2	249	20	57	.351	1	1	1.000	17	30	.567	24	45	69	9	38	0	10	17	3	58	2.1
GRIZZLIES	82		19830	3006	6567	.458	325	898	.362	1586	2145	.739	1081	2313	3394	1960	1809	10	614	1405	349	7923	96.6
OPPONENT	82		19830	3230	6797	.475	428	1111	.385	1634	2233	.732	1144	2358	3502	2101	1832	12	836	1163	538	8522	103.9

## QUICK FACTS

- The Vancouver Grizzlies established a then franchise high for wins with a 19-63 record, placing sixth in the Midwest Division.
- **Shareef Abdur-Rahim** set a franchise season record in points (1,829), field goals made (653) and free throws made (502), while ranking sixth in the NBA with 22.3 points per game.
- The club dished out a franchise-best 1,960 assists.
- The Grizzlies grabbed a club-record 1,081 offensive rebounds.
- **Bryant Reeves** finished 10th in the NBA in field goal percentage, shooting 52.3 percent from the field.
- **Antonio Daniels** set a Grizzlies rookie record by dishing out 334 assists.

## NBA STATISTICAL RANKINGS

Category	Vancouver	Opponents	Category	Vancouver	Opponents
Points Per Game	96.6 10th	103.9 28th	Assists Per Game	23.9 6th	25.6 28th
Field Goal Pct.	.457 9th	.475 27th	Steals Per Game	7.49 26th	10.20 29th
Free Throw Pct.	.739 16th	.732 11th	Turnovers Per Game	17.1 28th	14.2 23rd
3-Pt. Field Goal Pct.	.362 6th	.385 29th	Blocks Per Game	4.26 24th	6.56 29th
Offensive Rebounds Per Game	13.2 12th	14.0 25th	Personal Fouls Per Game	22.1 10th	22.3 15th
Defensive Rebounds Per Game	28.2 18th	28.7 20th	Disqualifications	10 3rd	12 24th
Rebounds Per Game	41.4 15th	42.7 23rd	Points Per Game Differential	-7.3 25th	



Date	Opponent	Van	Opp	Hm	Rd	Tot	Atten	Grizzlies Top Scorer	Grizzlies Top Rebounder	Opponent Top Scorer				
Oct 31	DALLAS	L	88	90	0-1	0-0	17,021	Abdur-Rahim	31	Abdur-Rahim, Thorpe	9	Davis	18	
Nov 1	SACRAMENTO	W	97	96	1-1	0-0	15,460	Abdur-Rahim	19	Thorpe	13	Richmond	24	
Nov 4	at Dallas	L	87	92	1-1	0-1	14,285	Abdur-Rahim	28	Thorpe	14	Finley	29	
Nov 5	at San Antonio	L	79	87	1-1	0-2	14,523	Peeler	19	Thorpe	9	Robinson	22	
Nov 7	MINNESOTA	L	97	108	1-2	0-2	14,502	Abdur-Rahim	23	Abdur-Rahim	17	Marbury	26	
Nov 9	DETROIT	W	104	96(ot)	2-2	0-2	14,925	Abdur-Rahim, Reeves	22	Abdur-Rahim	11	Hunter	23	
Nov 11	L.A. CLIPPERS	W	119	113	3-2	0-2	15,160	Abdur-Rahim	29	Thorpe	15	Rogers	26	
Nov 12	at Utah	L	80	98	3-2	0-3	19,851	Reeves	15	Abdur-Rahim, Lynch	7	Malone	26	
Nov 15	MILWAUKEE	W	109	94	4-2	0-3	15,666	Abdur-Rahim	24	Newbill	10	Brandon	22	
Nov 16	at L.A. Lakers	L	95	121	4-2	0-4	16,139	Abdur-Rahim	25	Massenburg	8	Jones	28	
Nov 18	at Denver	W	100	87	4-2	1-4	5-6	9,718	Edwards	27	Thorpe	7	Jackson	18
Nov 19	at Seattle	L	87	107	4-2	1-5	5-7	17,072	Abdur-Rahim	25	Thorpe	8	Payton	31
Nov 21	DENVER	W	99	96	5-2	1-5	6-7	15,988	Abdur-Rahim	28	Lynch	11	Newman, Stith	22
Nov 23	at New York	L	84	104	5-2	1-6	6-8	19,763	Reeves	18	Chilcutt	9	Ewing, Oakley	19
Nov 26	at Milwaukee	L	82	101	5-2	1-7	6-9	15,126	Abdur-Rahim	19	Reeves	9	Robinson	25
Nov 27	at Indiana	L	85	106	5-2	1-8	6-10	14,391	Lynch	15	Lynch	9	Mullin	27
Nov 29	at Minnesota	L	87	106	5-2	1-9	6-11	17,494	Daniels	16	Reeves	8	Gugliotta	23
Nov 30	at Detroit	W	97	95	5-2	2-9	7-11	16,030	Abdur-Rahim	19	Thorpe	10	Williams	26
Dec 3	ORLANDO	L	97	101	5-3	2-9	7-12	15,069	Abdur-Rahim	24	Thorpe	13	Strong	23
Dec 5	CLEVELAND	L	98	107	5-4	2-9	7-13	15,558	Abdur-Rahim	27	Thorpe	11	Person	30
Dec 9	at Phoenix	L	85	107	5-4	2-10	7-14	19,023	Abdur-Rahim	21	Abdur-Rahim	9	Ceballos	21
Dec 12	GOLDEN STATE	W	95	88	6-4	2-10	8-14	14,810	Abdur-Rahim	30	Lynch	10	Smith	23
Dec 14	HOUSTON	W	110	105	7-4	2-10	9-14	14,411	Reeves	23	Reeves	10	Willis	28
Dec 16	at Houston	L	91	118	7-4	2-11	9-15	16,285	Abdur-Rahim	18	Chilcutt	8	Willis	23
Dec 17	at San Antonio	L	87	98	7-4	2-12	9-16	13,576	Abdur-Rahim	24	Daniels	10	Robinson	33
Dec 19	at Portland	L	91	96	7-4	2-13	9-17	19,863	Abdur-Rahim	25	Abdur-Rahim, Massenburg	10	Rider	31
Dec 21	PORTLAND	W	88	86	8-4	2-13	10-17	15,174	Abdur-Rahim	28	Abdur-Rahim	14	Rider	19
Dec 26	PHOENIX	L	100	118	8-5	2-13	10-18	17,023	Abdur-Rahim	23	Thorpe, Reeves	7	Ceballos	22
Dec 28	UTAH	L	88	89	8-6	2-13	10-19	16,488	Abdur-Rahim	31	Abdur-Rahim, Reeves	10	Malone	26
Dec 30	SAN ANTONIO	L	115	124	8-7	2-13	10-20	15,872	Mack	28	Reeves	12	Person	32
Jan 1	PHILADELPHIA	L	104	115	8-8	2-13	10-21	15,495	Abdur-Rahim	23	Abdur-Rahim	12	Iverson	29
Jan 2	at Sacramento	L	80	94	8-8	2-14	10-22	13,925	Abdur-Rahim	30	Reeves	13	Richmond	23
Jan 4	SEATTLE	L	108	120	8-9	2-14	10-23	15,122	Abdur-Rahim, Mack	21	Chilcutt	10	Baker	30
Jan 6	L.A. LAKERS	L	87	100	8-10	2-14	10-24	15,837	Reeves	25	Reeves, Chilcutt	11	O'Neal	25
Jan 7	at L.A. Clippers	L	102	110	8-10	2-15	10-25	4,107	Abdur-Rahim	30	Thorpe	8	Taylor	25
Jan 9	CHARLOTTE	L	90	98	8-11	2-15	10-26	15,251	Abdur-Rahim	22	Thorpe	9	Rice	26
Jan 11	MIAMI	L	90	96	8-12	2-15	10-27	15,186	Abdur-Rahim	26	Abdur-Rahim	10	Hardaway	20
Jan 13	at Philadelphia	L	89	107	8-12	2-16	10-28	10,838	Abdur-Rahim	23	Reeves, Thorpe	10	Thomas	23
Jan 15	at Boston	L	93	97	8-12	2-17	10-29	16,855	Reeves	41	Reeves	12	Walker	22
Jan 16	at Washington	L	110	112	8-12	2-18	10-30	16,763	Thorpe	21	Thorpe	8	Howard	25
Jan 20	DENVER	W	88	77	9-12	2-18	11-30	15,852	Abdur-Rahim	24	Reeves	12	L. Ellis	21
Jan 23	at Golden State	W	88	80	9-12	3-18	12-30	12,359	Abdur-Rahim	26	Reeves	8	Smith	23
Jan 24	GOLDEN STATE	W	107	96	10-12	3-18	13-30	16,223	Abdur-Rahim	20	Thorpe	12	Smith	32
Jan 27	CHICAGO	L	85	103	10-13	3-18	13-31	19,193	Abdur-Rahim	16	Reeves, Thorpe, Chilcutt	6	Pippen	29
Jan 29	MINNESOTA	L	106	112	10-14	3-18	13-32	15,111	Abdur-Rahim	27	Thorpe	13	Marbury	31
Jan 31	NEW JERSEY	L	106	116	10-15	3-18	13-33	17,094	Abdur-Rahim	26	Thorpe	20	Cassell	26
Feb 2	at Dallas	L	90	104	10-15	3-19	13-34	11,049	Reeves	19	Reeves	10	Finley	30
Feb 3	at Houston	L	97	110	10-15	3-20	13-35	16,285	Abdur-Rahim	30	Reeves	8	Barkley	25
Feb 5	at Charlotte	L	93	108	10-15	3-21	13-36	21,984	Abdur-Rahim	19	Massenburg	9	Rice	30
Feb 12	HOUSTON	L	103	112	10-16	3-21	13-37	15,620	Abdur-Rahim	16	Abdur-Rahim	10	Drexler	25
Feb 14	WASHINGTON	W	110	108(ot)	11-16	3-21	14-37	16,105	Reeves	22	Abdur-Rahim, Reeves	12	Cheaney	24
Feb 18	BOSTON	L	105	114	11-17	3-21	14-38	16,703	Mack	27	Abdur-Rahim	8	Barros	29
Feb 20	at Atlanta	L	92	115	11-17	3-22	14-39	9,022	Abdur-Rahim	18	Reeves	11	Smith	21
Feb 22	at Toronto	L	105	113(ot)	11-17	3-23	14-40	16,932	Abdur-Rahim	22	Reeves	11	Billups	27
Feb 24	at New Jersey	L	101	110	11-17	3-24	14-41	13,335	Reeves	31	Reeves	15	Kittles	29
Feb 25	at Cleveland	L	101	106	11-17	3-25	14-42	13,701	Reeves	29	Reeves	8	Henderson	30
Mar 1	ATLANTA	L	76	101	11-18	3-25	14-43	15,371	Reeves, Chilcutt	16	Reeves	10	Blaylock, Hendrson	20
Mar 3	INDIANA	L	103	111	11-19	3-25	14-44	15,095	Abdur-Rahim	27	Abdur-Rahim	9	Smits	26
Mar 6	SACRAMENTO	L	96	98	11-20	3-25	14-45	14,605	Abdur-Rahim	30	Abdur-Rahim	10	Richmond	32
Mar 8	TORONTO	W	113	106	12-20	3-25	15-45	16,098	Reeves	38	Reeves	11	Brown	21
Mar 12	at Denver	L	93	98	12-20	3-26	15-46	9,112	Mack	19	Reeves, Mack	6	Alexander	21
Mar 13	at Utah	L	101	110	12-20	3-27	15-47	19,911	Reeves	23	Reeves	12	Malone	30
Mar 15	L.A. LAKERS	L	110	119	12-21	3-27	15-48	18,983	Reeves	24	Abdur-Rahim	8	O'Neal	24
Mar 17	at Orlando	L	92	99	12-21	3-28	15-49	17,248	Edwards	19	Reeves	11	Anderson	21
Mar 18	at Miami	L	91	94	12-21	3-29	15-50	14,653	Abdur-Rahim	21	Reeves	9	Mourning	26
Mar 20	at Chicago	L	92	98	12-21	3-30	15-51	24,023	Reeves	30	Smith	13	Jordan	24
Mar 21	at Minnesota	L	88	102	12-21	3-31	15-52	18,336	Abdur-Rahim	31	Smith	12	Garnet	22
Mar 23	L.A. CLIPPERS	W	106	95	13-21	3-31	15-52	15,392	Reeves	35	Smith	18	Platkowski	20
Mar 26	at Portland	L	102	108	13-21	3-32	16-53	20,581	Reeves	31	Reeves, Smith, Chilcutt	7	Sabonis	24
Mar 27	NEW YORK	at Phoenix	98	97(ot)	13-22	3-32	16-54	17,630	Reeves	35	Reeves	14	Johnson	23
Mar 29	at Phoenix	L	98	106	13-22	3-33	16-55	19,023	Abdur-Rahim	30	Abdur-Rahim	12	Robinson	20
Mar 31	DALLAS	L	101	104	13-23	3-33	16-56	15,120	Abdur-Rahim	23	Smith, Lynch	13	Finley, Green	22
Apr 3	SEATTLE	L	98	138	13-24	3-33	16-57	19,193	Abdur-Rahim	19	Abdur-Rahim, L. Robinson	6	Hawkins	29
Apr 5	UTAH	L	93	99	13-25	3-33	16-58	18,068	Reeves	30	Abdur-Rahim	9	Malone	25
Apr 7	at L.A. Clippers	W	110	94	13-25	4-33	17-58	5,124	Abdur-Rahim	30	Abdur-Rahim	11	Austin	16
Apr 8	at L.A. Lakers	L	102	113	13-25	4-34	17-59	17,505	Abdur-Rahim	26	Massenburg	10	O'Neal	30
Apr 11	PORTLAND	W	105	96(ot)	14-25	4-34	18-59	16,432	Abdur-Rahim	31	Smith	10	Rider	26
Apr 12	PHOENIX	L	106	129	14-26	4-34	18-60	16,266	Daniels	23	Massenburg	12	McCloud	25
Apr 14	at Seattle	L	98	110	14-26	4-35	18-61	17,072	Massenburg	22	Massenburg, Newbill	7	Payton	27
Apr 16	SAN ANTONIO	L	97	110	14-27	4-35	18-62	17,485	Abdur-Rahim	32	Massenburg	11	Duncan	32
Apr 18	at Golden State	L	100	112	14-27	4-36	18-63	16,481	Massenburg	26	Massenburg	7	Dampier, Delk	23
Apr 19	at Sacramento	W	112	108(ot)	14-27	5-36	19-63	15,329	Massenburg	34	Massenburg	12	Abdul-Wahad	31



# SEASON REVIEW

## 1996-97 VANCOUVER GRIZZLIES (14-68)



**Back Row, L-R:** Troy Wenzel, Jay Hillock, Noah Croom, Larry Riley, Pete Chilcutt, Roy Rogers, Jack Lothian, Bryant Reeves, Eric Mobley, Rich Manning, Shareef Abdur-Rahim, Rex Hughes, Lionel Hollins, Jimmy Powell, Rob Hackett. **Front Row, L-R:** Stu Jackson, Chucky Atkins, Tim Breaux, Lawrence Moten, Anthony Peeler, Greg Anthony, Blue Edwards, George Lynch, Doug Edwards, Chris Robinson, Lee Mayberry, Brian Winters.

Player	--Field Goals--						--3-Point FG--			--Free Throws--			--Rebounds--											
	G	GS	Min	FG	FGA	Pct	FG	FGA	Pct	FT	FTA	Pct	Off	Def	Tot	Ast	PF	Dq	Stl	TO	Blk	Pts	Avg	
Abdur-Rahim	80	71	2802	550	1214	.453	7	27	.259	387	519	.746	216	339	555	175	199	0	79	225	79	1494	18.7	
Reeves	75	75	2777	498	1025	.486	1	11	.091	216	307	.704	174	436	610	160	270	3	29	175	67	1213	16.2	
Peeler	72	57	2291	402	1011	.398	128	343	.373	109	133	.820	54	193	247	256	168	0	105	157	17	1041	14.5	
Anthony	65	44	1863	199	507	.393	88	238	.370	130	178	.730	25	159	184	407	122	0	129	129	4	616	9.5	
Lynch	41	27	1059	137	291	.471	8	31	.258	60	97	.619	98	163	261	76	97	1	63	64	17	342	8.3	
Edwards	61	12	1439	182	458	.397	25	89	.281	89	109	.817	49	140	189	114	135	0	38	81	20	478	7.8	
Moten	67	18	1214	171	441	.388	41	141	.291	64	99	.646	43	76	119	129	83	0	48	81	24	447	6.7	
Rogers	82	50	1848	244	483	.505	1	1	1.000	54	94	.574	139	247	386	46	214	1	21	86	163	543	6.6	
Williams	32	1	553	82	143	.573	0	1	.000	33	49	.673	60	78	138	15	72	1	16	28	26	197	6.2	
Mayberry	80	38	1952	149	370	.403	83	221	.376	29	46	.630	29	105	134	329	159	0	60	90	8	410	5.1	
C. Robinson	41	6	681	69	182	.379	34	89	.382	16	26	.615	23	48	71	65	85	2	28	34	9	188	4.6	
Chilcutt	54	1	662	72	165	.436	25	69	.362	13	22	.591	67	89	156	47	52	0	26	28	17	182	3.4	
Manning	16	1	128	18	48	.375	2	3	.667	6	8	.750	8	15	23	2	18	0	3	5	1	44	2.8	
Mobley	28	8	307	28	63	.444	0	0	---	16	30	.533	30	28	58	14	44	0	5	29	10	72	2.6	
Leckner	19	1	115	14	30	.467	0	0	---	6	12	.500	5	30	35	4	32	0	3	10	2	34	1.8	
Norris	8	0	89	4	22	.182	2	10	.200	2	5	.400	3	9	12	23	5	0	4	5	0	12	1.5	
GRIZZLIES	82		19780	2819	6453	.437	445	1274	.349	1230	1734	.709	1023	2155	3178	1862	1755	8	657	1301	464	7313	89.2	
OPPONENT	82		19780	3092	6556	.472	500	1369	.365	1468	2018	.727	1206	2426	3632	1974	1593	15	725	1251	461	8152	99.4	

## QUICK FACTS

- The Vancouver Grizzlies posted a 14-68 record, placing seventh in the Midwest Division.
- Shareef Abdur-Rahim** became the only unanimous selection on the NBA All-Rookie First Team by averaging 18.7 points (second among rookies, 26th in NBA) and finished third in Rookie of the Year balloting behind winner **Allen Iverson** and **Stephon Marbury**, while being named NBA Rookie of the Month in December and February.
- Anthony Peeler** became the first player in franchise history to score 40 points in a game, accomplishing the feat on Feb. 4 at New Jersey.
- Bryant Reeves** set a franchise record by making 18 field goals on April 19 at Phoenix.
- President and General Manager **Stu Jackson** assumed the head coaching duties on Jan. 24, replacing **Brian Winters**.
- Greg Anthony** finished ninth in the NBA in steals at 1.98 per game.
- Roy Rogers** placed 12th in the league in blocks with 1.99 swats per game.

## NBA STATISTICAL RANKINGS

Category	Vancouver	Opponents	Category	Vancouver	Opponents
Points Per Game	89.2	28th	99.4	21st	
Field Goal Pct.	.437	26th	.472	26th	
Free Throw Pct.	.709	27th	.727	4th	
3-Pt. Field Goal Pct.	.349	23rd	.365	19th	
Offensive Rebounds Per Game	12.5	15th	14.7	29th	
Defensive Rebounds Per Game	26.3	28th	29.6	22nd	
Rebounds Per Game	38.8	27th	44.3	27th	
Assists Per Game	22.7	10th	24.1	25th	
Steals Per Game	8.01	15th	8.84	24th	
Turnovers Per Game	15.9	16th	15.3	22nd	
Blocks Per Game	5.66	6th	5.62	26th	
Personal Fouls Per Game	21.4	9th	19.4	29th	
Disqualifications	8	1st	15	23rd	
Points Per Game Differential	-8.6	29th			





Date	Opponent	Van	Opp	Hm	Rd	Tot	Atten	Grizzlies Top Scorer	Grizzlies Top Rebounder	Opponent Top Scorer				
Nov 1	PORTLAND	L	85	114	0-1	0-0	0-1	19,193	Abdur-Rahim, Edwards	16	Abdur-Rahim, Chilcutt	5	Robinson	22
Nov 3	GOLDEN STATE	L	95	105	0-2	0-0	0-2	15,781	Peeler	21	Reeves	10	Mullin	24
Nov 5	at Chicago	L	73	96	0-2	0-1	0-3	23,726	Anthony	13	Four players tied	5	Jordan	22
Nov 6	at Milwaukee	L	89	105	0-2	0-2	0-4	13,689	Abdur-Rahim, Edwards	18	Reeves	11	Allen, Baker	20
Nov 8	at Cleveland	L	72	88	0-2	0-3	0-5	13,691	Anthony	13	Reeves, Edwards	6	Sura	15
Nov 10	NEW YORK	L	82	101	0-3	0-3	0-6	17,356	Peeler	16	Reeves	8	Ewing	21
Nov 12	L.A. CLIPPERS	L	92	99(2ot)	0-4	0-3	0-7	14,259	Reeves	30	Reeves	11	Sealy	22
Nov 14	PHOENIX	W	92	89	1-4	0-3	1-7	15,158	Edwards	34	Four players tied	5	Nash	17
Nov 15	at Utah	L	96	104	1-4	0-4	1-8	19,046	Edwards	23	Rogers, Anthony	7	Malone	21
Nov 17	at Seattle	L	81	91	1-4	0-5	1-9	17,072	Rogers	18	Rogers	9	Payton	21
Nov 18	SACRAMENTO	L	83	84	1-5	0-5	1-10	14,672	Rogers	19	Rogers	9	Owens	17
Nov 20	MIAMI	L	75	94	1-6	0-5	1-11	15,054	Reeves	16	Reeves	10	Hardaway	19
Nov 24	SAN ANTONIO	W	96	91	2-6	0-5	2-11	15,874	Abdur-Rahim	18	Abdur-Rahim	9	Wilkins	26
Nov 26	at Atlanta	L	80	101	2-6	0-6	2-12	6,957	Abdur-Rahim	19	Peeler	8	Lasttner	18
Nov 27	at Detroit	L	78	87	2-6	0-7	2-13	15,195	Anthony	24	Mobley	7	Hunter	24
Nov 29	at Indiana	L	94	104	2-6	0-8	2-14	15,488	Abdur-Rahim	20	Lynch	11	Miller	25
Nov 30	at Philadelphia	L	90	96	2-6	0-9	2-15	13,038	Rogers	16	Lynch	7	Stackhouse	31
Dec 4	INDIANA	L	80	127	2-7	0-9	2-16	15,699	Abdur-Rahim	20	Rogers	5	Miller	36
Dec 6	at San Antonio	W	105	89	2-7	1-9	3-16	13,646	Reeves	29	Abdur-Rahim, Lynch	8	Wilkins	24
Dec 7	at Dallas	L	85	96	2-7	1-10	3-17	15,102	Peeler	16	Lynch	9	Harper	20
Dec 9	CHARLOTTE	L	91	107	2-8	1-10	3-18	15,780	Peeler	23	Reeves	10	Rice	30
Dec 12	at Portland	L	78	99	2-8	1-11	3-19	20,042	Chilcutt	13	Chilcutt	10	Anderson	22
Dec 13	ORLANDO	W	95	93	3-8	1-11	4-19	15,954	Reeves	27	Abdur-Rahim	11	Seikaly	25
Dec 15	at Phoenix	L	84	103	3-8	1-12	4-20	19,023	Abdur-Rahim	28	Abdur-Rahim	4	Horry	19
Dec 17	HOUSTON	W	93	92	4-8	1-12	5-20	16,205	Abdur-Rahim	22	Reeves	8	Olajuwon	23
Dec 19	DALLAS	L	98	105	4-9	1-12	5-21	15,049	Peeler	25	Lynch	10	Gatling	25
Dec 20	at Denver	L	93	108	4-9	1-13	5-22	10,020	Peeler	19	Three players tied	5	Stith	29
Dec 22	WASHINGTON	W	91	87	5-9	1-13	6-22	15,751	Peeler	27	Lynch	12	Strickland	23
Dec 26	at Sacramento	L	88	111	5-9	1-14	6-23	17,317	Abdur-Rahim	28	Abdur-Rahim	9	Richmond, Polynice	18
Dec 28	PHOENIX	L	98	103	5-10	1-14	6-24	16,757	Peeler	30	Reeves, Lynch	9	Manning	19
Dec 30	SAN ANTONIO	L	88	95	5-11	1-14	6-25	15,749	Peeler	23	Abdur-Rahim	12	Maxwell, Johnson	23
Jan 3	SEATTLE	L	94	108	5-12	1-14	6-26	19,193	Peeler	24	Lynch	15	Payton	29
Jan 5	L.A. LAKERS	L	82	95	5-13	1-14	6-27	19,193	Peeler	17	Lynch	16	O'Neal	31
Jan 8	at Golden State	W	109	95	5-13	2-14	7-27	12,819	Abdur-Rahim	34	Rogers	10	Smith	38
Jan 9	GOLDEN STATE	L	86	102	5-14	2-14	7-28	15,454	Abdur-Rahim	17	Lynch	8	Sprewell	27
Jan 11	SACRAMENTO	L	101	109	5-15	2-14	7-29	16,092	Abdur-Rahim	37	Reeves	10	Richmond	32
Jan 14	at L.A. Lakers	L	81	91	5-15	2-15	7-30	15,606	Peeler	23	Reeves	10	O'Neal	24
Jan 15	DETROIT	L	79	103	5-16	2-15	7-31	16,059	Abdur-Rahim	15	Three players tied	8	Hill	31
Jan 17	UTAH	L	68	106	5-17	2-15	7-32	15,173	Reeves	17	Reeves	10	Malone	30
Jan 19	TORONTO	W	100	92	6-17	2-15	8-32	17,474	Abdur-Rahim	26	Lynch	13	Stoudamire	34
Jan 20	at Seattle	L	96	112	6-17	2-16	8-33	17,072	Anthony	24	Reeves	8	Payton	30
Jan 22	at Denver	L	84	94	6-17	2-17	8-34	8,422	Abdur-Rahim	22	Reeves	12	L. Ellis	22
Jan 23	MINNESOTA	L	76	95	6-18	2-17	8-35	15,282	Reeves	22	Reeves	8	Gugliotta	33
Jan 25	DENVER	L	82	83	6-19	2-17	8-36	17,102	Reeves	23	Abdur-Rahim, Reeves	9	L. Ellis	18
Jan 27	at Golden State	L	97	122	6-19	2-18	8-37	12,839	Abdur-Rahim	23	Abdur-Rahim	8	Sprewell	33
Jan 28	CHICAGO	L	96	111	6-20	2-18	8-38	19,193	Abdur-Rahim	24	Abdur-Rahim, Reeves	12	Jordan	28
Jan 30	at L.A. Clippers	L	94	100	6-20	2-19	8-39	5,122	Reeves	25	Reeves	12	Vaught	28
Jan 31	ATLANTA	L	76	87	6-21	2-19	8-40	15,205	Abdur-Rahim	24	Abdur-Rahim	10	Smith	24
Feb 2	at Boston	W	102	92	6-21	3-19	9-40	15,737	Reeves	33	Reeves	18	Williams	22
Feb 4	at New Jersey	L	105	111	6-21	3-20	9-41	10,990	Peeler	40	Abdur-Rahim	11	Kittles	32
Feb 6	at Minnesota	L	86	103	6-21	3-21	9-42	14,277	Peeler	24	Chilcutt	10	Garrett	18
Feb 11	at Houston	L	97	106	6-21	3-22	9-43	16,285	Abdur-Rahim	24	Reeves	10	Willis, Price	20
Feb 12	at San Antonio	W	106	101	6-21	4-22	10-43	12,463	Reeves	31	Reeves	12	Maxwell	19
Feb 14	BOSTON	W	109	106	7-21	4-22	11-43	17,434	Abdur-Rahim	31	Reeves	12	Day	29
Feb 17	DALLAS	L	95	100	7-22	4-22	11-44	15,540	Reeves	27	Edwards	7	Finley, Green	21
Feb 19	MINNESOTA	L	73	84	7-23	4-22	11-45	15,729	Abdur-Rahim	26	Rogers	10	Garrett	25
Feb 21	at L.A. Lakers	L	91	99	7-23	4-23	11-46	17,031	Abdur-Rahim	30	Abdur-Rahim	11	Campbell, Jones	23
Feb 23	CLEVELAND	L	84	91	7-24	4-23	11-47	15,536	Reeves	26	Abdur-Rahim	8	Phillips	38
Feb 26	L.A. CLIPPERS	L	80	83	7-25	4-23	11-48	15,619	Abdur-Rahim	28	Abdur-Rahim	13	Vaught	22
Feb 28	PHILADELPHIA	L	100	104	7-26	4-23	11-49	17,463	Reeves	26	Abdur-Rahim	10	Stackhouse	25
Mar 2	UTAH	L	86	93	7-27	4-23	11-50	16,415	Peeler	25	Reeves	9	Russell	20
Mar 6	NEW JERSEY	L	96	102	7-28	4-23	11-51	16,673	Peeler	24	Reeves	12	Cassell	26
Mar 9	at Toronto	L	77	81	7-28	4-24	11-52	19,186	Peeler	25	Reeves	14	Williams	16
Mar 11	at Charlotte	L	92	98	7-28	4-25	11-53	24,042	Abdur-Rahim	24	Reeves	13	Rice, Mason	24
Mar 12	at Washington	L	82	104	7-28	4-26	11-54	11,007	Abdur-Rahim	18	Rogers	8	Webber	32
Mar 14	at Miami	L	82	88	7-28	4-27	11-55	14,728	Reeves	27	Reeves	11	Hardaway	19
Mar 16	at Orlando	L	89	100	7-28	4-28	11-56	17,248	Abdur-Rahim	22	Reeves	10	Wilkins	17
Mar 18	at New York	L	73	98	7-28	4-29	11-57	19,763	Abdur-Rahim	18	Williams	9	Ewing	22
Mar 19	at Minnesota	L	72	95	7-28	4-30	11-58	13,368	Abdur-Rahim	15	Chilcutt	6	Robinson	18
Mar 21	DENVER	W	108	101	8-28	4-30	12-58	19,193	Reeves	31	Abdur-Rahim, Williams	14	McDyess	29
Mar 23	SEATTLE	L	92	106	8-29	4-30	12-59	17,645	Abdur-Rahim	23	Abdur-Rahim	7	Payton	31
Mar 25	at L.A. Clippers	L	104	110(ot)	8-29	4-31	12-60	5,528	Peeler	30	Reeves	10	Wright	24
Mar 27	L.A. LAKERS	L	98	102(ot)	8-30	4-31	12-61	18,722	Abdur-Rahim	21	Rogers	12	Campbell	25
Mar 28	at Portland	L	81	115	8-30	4-32	12-62	20,865	Peeler, Rogers	14	Williams	9	C. Robinson	26
Apr 1	MILWAUKEE	L	91	102	8-31	4-32	12-63	17,193	Abdur-Rahim	26	Rogers, Leckner	6	Robinson	25
Apr 4	at Utah	L	79	106	8-31	4-33	12-64	19,911	Reeves	15	Williams	8	Malone	16
Apr 6	HOUSTON	L	85	94	8-32	4-33	12-65	17,356	Reeves	23	Abdur-Rahim	16	Barkley	28
Apr 8	at Sacramento	L	93	109	8-32	4-34	12-66	17,317	Reeves	28	Reeves	13	Richmond	26
Apr 10	at Houston	L	94	102	8-32	4-35	12-67	16,285	Abdur-Rahim	20	Rogers	9	Barkley	21
Apr 12	at Dallas	W	96	85	8-32	5-35	13-67	14,060	Abdur-Rahim	30	Abdur-Rahim	17	Pack	22
Apr 17	PORTLAND	L	73	105	8-33	5-35	13-68	19,193	Peeler	16	Abdur-Rahim, Reeves	9	Wallace	25
Apr 19	at Phoenix	W	121	107	8-33	6-35	14-68	19,023	Reeves	39	Reeves	11	Johnson	36

INTRO

PLAYERS

EXECUTIVE

BASKETBALL OPS

BUSINESS OPS

MEDIA

COMMUNITY

HISTORY

PLAYOFFS

REVIEW

OPPONENTS

NBA

FEDERATION

AT A GLANCE





# SEASON REVIEW

## 1995-96 VANCOUVER GRIZZLIES (15-67)



**Back Row, L-R:** Chris King, Greg Anthony, Anthony Avent, Darrick Martin, Doug Edwards, Troy Wenzel, Bryant Reeves, Rob Hackett, Eric Mobley, Scott McCullough, Eric Murdock, Ashraf Amaya, Lawrence Moten, Byron Scott. **Front Row, L-R:** Kenny Gattison, Jimmy Powell, Brian Winters, Rex Hughes, Lionel Hollins, Blue Edwards.

Player	--Field Goals--						--3-Point FG--			--Free Throws--			--Rebounds--			PF	Dq	Stl	TO	Blk	Pts	Avg	
	G	GS	Min	FG	FGA	Pct	FG	FGA	Pct	FT	FTA	Pct	Off	Def	Tot								Ast
Anthony	69	69	2096	324	781	.415	90	271	.332	229	297	.771	29	145	174	476	137	1	116	160	11	967	14.0
Benjamin	13	13	404	71	161	.441	0	0	---	39	56	.696	31	72	103	16	40	1	10	34	15	181	13.9
Reeves	77	63	2460	401	877	.457	0	3	.000	219	299	.732	178	392	570	109	226	2	43	157	55	1021	13.3
B. Edwards	82	82	2773	401	956	.419	84	245	.343	157	208	.755	98	248	346	212	243	1	118	170	46	1043	12.7
Scott	80	0	1894	271	676	.401	74	221	.355	203	243	.835	40	152	192	123	126	0	63	100	22	819	10.2
Gattison	25	14	570	91	190	.479	0	0	---	47	78	.603	35	79	114	14	75	0	10	40	11	229	9.2
Murdock	64	14	1480	220	521	.422	39	122	.320	106	131	.809	21	134	155	292	124	0	129	120	9	585	9.1
King	80	66	1930	250	585	.427	44	113	.389	90	136	.662	102	183	285	104	163	0	68	103	33	634	7.9
Wilkins	28	14	738	77	205	.376	14	64	.219	20	23	.870	22	43	65	68	55	0	22	37	2	188	6.7
D.Martin	24	0	402	59	131	.450	5	22	.227	38	46	.826	13	25	38	61	47	0	27	37	1	161	6.7
Moten	44	3	573	112	247	.453	18	55	.327	49	75	.653	36	25	61	50	54	0	29	44	8	291	6.6
Amaya	54	34	1104	121	252	.480	0	1	.000	97	149	.651	114	189	303	33	151	3	22	57	10	339	6.3
Avent	71	32	1586	179	466	.384	0	0	---	57	77	.740	108	247	355	69	202	3	30	107	42	415	5.8
Harvey	18	6	410	39	95	.411	0	2	.000	20	43	.465	27	67	94	9	38	0	14	18	21	98	5.4
Mobley	34	1	611	72	131	.550	1	2	.500	37	83	.446	51	77	128	22	82	1	13	49	23	182	5.4
Manning	29	0	311	49	113	.434	0	1	.000	9	14	.643	16	39	55	7	37	0	3	17	6	107	3.7
D. Edwards	31	0	519	32	91	.352	0	4	.000	29	38	.763	35	52	87	39	51	2	10	29	18	93	3.0
C. Martin	4	0	19	3	5	.600	3	3	1.000	0	2	.000	1	1	2	2	1	0	1	1	0	9	2.3
GRIZZLIES	82		19880	2772	6483	.428	372	1129	.329	1446	1998	.724	957	2170	3127	1706	1852	14	728	1347	333	7362	89.8
OPPONENT	82		19880	3080	6486	.475	459	1226	.374	1561	2129	.733	1102	2550	3652	1988	1785	9	698	1423	474	8180	99.8

## QUICK FACTS

- In the Vancouver Grizzlies' inaugural season, the club finished seventh in the Midwest Division with a 15-67 record.
- Brian Winters** named the franchise's first head coach on June 19, 1995, while former head coach **Lionel Hollins** served as an assistant coach.
- Kevin Pritchard** became the franchise's first player by signing with the Grizzlies on June 1. The club's first draft pick was **Bryant Reeves** from Oklahoma State, taken sixth overall in the 1995 NBA Draft.
- The Grizzlies played their first game on Oct. 13 vs. Portland, falling 104-86 in a preseason contest.
- Blue Edwards** (15 points, 13 rebounds and 11 assists) recorded the first triple-double in franchise history on March 1 vs. Dallas.
- Reeves named to the 1995-96 NBA All-Rookie Second Team, averaging 13.3 points and 7.4 rebounds in 77 games.
- The club dropped a franchise-record 23 consecutive games from Feb. 16-April 2.
- Eric Murdock** finished seventh in the NBA in steals with 1.85 thefts per game.

## NBA STATISTICAL RANKINGS

Category	Vancouver		Opponents		Category	Vancouver		Opponents	
Points Per Game	89.8	29th	99.8	15th	Assists Per Game	20.8	25th	24.2	23rd
Field Goal Pct.	.428	27th	.475	22nd	Steals Per Game	8.88	5th	8.51	21st
Free Throw Pct.	.724	22nd	.733	8th	Turnovers Per Game	16.4	20th	17.4	2nd
3-Pt. Field Goal Pct.	.329	28th	.374	21st	Blocks Per Game	4.06	24th	5.78	22nd
Offensive Rebounds Per Game	11.7	22nd	13.4	23rd	Personal Fouls Per Game	22.6	13th	21.8	25th
Defensive Rebounds Per Game	26.5	25th	31.1	27th	Disqualifications	14	6th	9	28th
Rebounds Per Game	38.1	28th	44.5	28th	Points Per Game Differential	-10.0	29th		



Date	Opponent	Van	Opp	Hm	Rd	Tot	Atten	Grizzlies Top Scorer	Grizzlies Top Rebounder	Opponent Top Scorer
Nov 3	at Portland	W	92	80	0-0	1-0	19,115	Benjamin	29 Benjamin	13 Robinson
Nov 5	MINNESOTA	W	100	98(ot)	1-0	1-0	2-0	19,193	18 Gattison	13 Laethier
Nov 7	at Dallas	L	88	99	1-0	1-1	2-1	15,325	16 Anthony	6 Mashburn
Nov 8	at San Antonio	L	62	111	1-0	1-2	2-2	12,355	12 Benjamin	11 Robinson
Nov 10	L.A. CLIPPERS	L	91	98	1-1	1-2	2-3	17,345	28 Benjamin	11 Sealy
Nov 11	at Seattle	L	81	117	1-1	1-3	2-4	17,102	14 Benjamin	8 Kemp
Nov 13	DALLAS	L	89	94	1-2	1-3	2-5	17,171	19 Gattison	9 Kidd
Nov 16	at L.A. Clippers	L	98	103	1-2	1-4	2-6	10,169	18 Harvey	6 Vaughn
Nov 17	at Miami	L	91	114	1-3	1-4	2-7	19,193	17 King	8 Van Exel
Nov 19	at New York	L	93	98	1-3	1-5	2-8	19,763	18 Benjamin	8 Harper
Nov 22	at Orlando	L	93	95	1-3	1-6	2-9	17,248	20 Benjamin, King	8 Hardaway
Nov 24	at Charlotte	L	104	116	1-3	1-7	2-10	24,042	18 Benjamin	7 Johnson, Rice
Nov 25	at Atlanta	L	91	111	1-3	1-8	2-11	14,293	22 Benjamin	10 Mourning
Nov 28	at Minnesota	L	98	121	1-3	1-9	2-12	10,251	23 Gattison	9 Three players tied
Nov 30	CHICAGO	L	88	94	1-4	1-9	2-13	19,193	27 Harvey	8 Jordan
Dec 1	at L.A. Lakers	L	100	113	1-4	1-10	2-14	12,426	20 Reeves	9 Ceballos
Dec 3	MILWAUKEE	L	95	109	1-5	1-10	2-15	14,149	13 Anthony, Reeves, Harvey	8 Baker
Dec 5	at Phoenix	L	108	112	1-5	1-11	2-16	19,023	22 Arent, Harvey	8 Finley
Dec 7	DETROIT	L	84	93	1-6	1-11	2-17	14,685	31 Reeves	6 Houston
Dec 10	TORONTO	L	81	93	1-7	1-11	2-18	17,438	23 Mobley	11 Stoudamire
Dec 13	HOUSTON	L	89	100	1-8	1-11	2-19	15,715	19 Amaya	11 Horry
Dec 15	PORTLAND	W	104	100(ot)	2-8	1-11	3-19	15,236	25 Reeves	17 Strickland
Dec 16	GOLDEN STATE	L	85	116	2-9	1-11	3-20	15,539	16 Reeves	6 Sprewell
Dec 18	at Sacramento	L	85	92	2-9	1-12	3-21	17,317	23 Amaya	7 Grant
Dec 19	SEATTLE	W	94	93	3-9	1-12	4-21	16,701	22 Reeves	11 Hawkins
Dec 21	at Seattle	L	68	92	3-9	1-13	4-22	17,072	16 Arent	9 Payton
Dec 22	PHOENIX	L	80	101	3-10	1-13	4-23	17,636	19 Mobley	8 Barkley
Dec 26	at Houston	L	84	100	3-10	1-14	4-24	16,285	16 Reeves	16 Olajuwon
Dec 28	at Dallas	L	101	103(2ot)	3-10	1-15	4-25	17,502	18 Arent	15 Jackson
Dec 30	BOSTON	W	103	95	4-10	1-15	5-25	19,193	26 Reeves	13 Radja
Jan 5	PHILADELPHIA	W	103	102(ot)	5-10	1-15	6-25	17,870	32 Arent	14 Ruffin
Jan 7	L.A. CLIPPERS	L	93	101	5-11	1-15	6-26	18,089	25 Reeves	8 Sealy
Jan 9	at Golden State	L	103	109	5-11	1-16	6-27	15,025	19 Arent	9 Sprewell
Jan 10	DENVER	L	85	91	5-12	1-16	6-28	15,416	20 Reeves	15 Abdul-Rauf
Jan 12	GOLDEN STATE	L	95	104	5-13	1-16	6-29	16,581	20 Reeves, Gattison	6 Sprewell
Jan 13	MIAMI	W	69	65	6-13	1-16	7-29	17,532	21 Reeves, Arent	7 Mourning, Owens
Jan 18	CLEVELAND	L	90	98	6-14	1-16	7-30	16,805	27 Reeves	13 Brandon
Jan 20	NEW YORK	W	84	80	7-14	1-16	8-30	19,193	14 Reeves	10 Ewing
Jan 22	at Milwaukee	W	100	92	7-14	2-16	9-30	13,488	22 Reeves	11 Baker
Jan 24	at Chicago	L	84	104	7-14	2-17	9-31	23,652	23 B. Edwards	6 Pippen
Jan 25	at Toronto	W	106	101(ot)	7-14	3-17	10-31	21,378	25 Arent	10 Stoudamire
Jan 27	at Washington	L	77	102	7-14	3-18	10-32	18,756	13 D. Edwards	7 Howard
Jan 29	at Philadelphia	L	92	103	7-14	3-19	10-33	8,422	18 D. Edwards	7 Stackhouse
Jan 31	at Boston	L	98	131	7-14	3-20	10-34	17,025	16 Reeves	8 Day
Feb 2	NEW JERSEY	L	84	93	7-15	3-20	10-35	16,141	27 Reeves	10 Gilliam
Feb 5	UTAH	L	83	92	7-16	3-20	10-36	15,827	19 Reeves	11 Malone
Feb 7	at Utah	L	79	102	7-16	3-21	10-37	19,911	16 Reeves, Arent, Scott	5 Malone
Feb 14	SACRAMENTO	W	93	86	8-16	3-21	11-37	15,391	21 Reeves	11 Richmond
Feb 16	ATLANTA	L	100	110	8-17	3-21	11-38	15,664	26 Reeves	11 Blaylock
Feb 18	SEATTLE	L	109	118	8-18	3-21	11-39	19,193	23 Arent	8 Kemp
Feb 19	at Phoenix	L	94	98(ot)	8-18	3-22	11-40	19,023	18 Reeves	7 Finley
Feb 25	SAN ANTONIO	L	84	95	8-19	3-22	11-41	16,598	22 Reeves	10 Elliott
Feb 28	L.A. LAKERS	L	80	99	8-20	3-22	11-42	19,193	22 Amaya	11 Ceballos
Mar 1	DALLAS	L	111	119	8-21	3-22	11-43	15,656	23 B. Edwards	13 McCloud
Mar 2	at Denver	L	82	108	8-21	3-23	11-44	15,832	14 Reeves	10 Abdul-Rauf
Mar 4	WASHINGTON	L	81	96	8-22	3-23	11-45	15,996	20 Amaya	16 Howard
Mar 5	at Golden State	L	78	110	8-22	3-24	11-46	15,025	16 Amaya	12 Sprewell
Mar 8	INDIANA	L	80	94	8-23	3-24	11-47	16,451	12 Amaya	7 Smits
Mar 10	HOUSTON	L	89	95	8-24	3-24	11-48	19,193	17 Reeves	12 Olajuwon
Mar 11	at Sacramento	L	88	92	8-24	3-25	11-49	17,317	26 Reeves	12 Richmond
Mar 15	ORLANDO	L	87	92(ot)	8-25	3-25	11-50	19,193	16 Reeves	18 Hardaway
Mar 17	at Minnesota	L	85	90	8-25	3-26	11-51	12,228	26 Reeves	11 Gugliotta
Mar 19	at New Jersey	L	77	82	8-25	3-27	11-52	10,621	15 Reeves	10 Bradley
Mar 20	at Atlanta	L	93	98	8-25	3-28	11-53	8,297	20 Reeves	11 Smith
Mar 22	at Indiana	L	94	111	8-25	3-29	11-54	16,715	19 Reeves	9 Miller
Mar 24	at Cleveland	L	85	90	8-25	3-30	11-55	18,108	20 Reeves	12 Ferry
Mar 26	at Detroit	L	75	86	8-25	3-31	11-56	15,781	22 Amaya	10 Hill
Mar 28	DENVER	L	88	92	8-26	3-31	11-57	16,889	21 Reeves	11 McDyess
Mar 29	at Utah	L	91	105	8-26	3-32	11-58	19,911	26 Reeves	7 Malone
Mar 31	CHARLOTTE	L	88	121	8-27	3-32	11-59	18,147	17 Amaya	12 Geiger
Apr 2	at Portland	L	85	101	8-27	3-33	11-60	19,868	16 Arent	8 C. Robinson
Apr 3	MINNESOTA	W	105	103	9-27	3-33	12-60	16,216	28 Amaya	10 Rider
Apr 5	at L.A. Lakers	L	94	104	9-27	3-34	12-61	17,505	21 Arent	8 Jones
Apr 7	PHOENIX	L	92	112	9-28	3-34	12-62	19,193	13 Arent	10 Johnson
Apr 9	at Houston	L	84	90	9-28	3-35	12-63	16,285	19 Arent	10 Olajuwon, Recasner
Apr 10	at San Antonio	L	82	105	9-28	3-36	12-64	17,269	14 Amaya	16 Person
Apr 12	SACRAMENTO	W	99	98	10-28	3-36	13-64	18,619	20 Amaya	13 Marculionis
Apr 14	PORTLAND	L	79	81	10-29	3-36	13-65	16,522	21 Arent	9 C. Robinson
Apr 16	SAN ANTONIO	L	86	95	10-30	3-36	13-66	16,127	17 Amaya	7 Elliott
Apr 18	UTAH	L	79	94	10-31	3-36	13-67	18,407	21 King	14 Malone
Apr 19	at Denver	W	92	78	10-31	4-36	14-67	15,119	15 B. Edwards	6 L. Ellis
Apr 21	at L.A. Clippers	W	108	101	10-31	5-36	15-67	13,298	21 Arent	10 Vaughn

INTRO

PLAYERS

EXECUTIVE

BASKETBALL

OPS

BUSINESS

MEDIA

COMMUNITY

HISTORY

PLAYOFFS

REVIEW

OPONENTS

NBA


FEDERATION

AT A GLANCE





# OPPONENTS





# ATLANTA HAWKS



## EASTERN CONFERENCE SOUTHEAST DIVISION

**Home Court:** State Farm Arena – 16,888 (1999)  
**Office:** Centennial Tower, 101 Marietta St., Suite 1900  
 Atlanta, GA 30303  
**Phone:** (404) 878-3800 **Website:** hawks.com

**Principal Owner & Chair of Board of Directors/NBA Governor:** Tony Ressler  
**Vice Chair of Board of Directors:** Grant Hill  
**Alternate NBA Governor:** Steven Price  
**CEO, Atlanta Hawks/State Farm Arena:** Steve Koonin  
**President of Basketball Operations & General Manager:** Travis Schlenk  
**Head Coach:** Lloyd Pierce  
**Assistant Coaches:** Melvin Hunt, Chris Jent, Greg Foster, Marlon Garnett, Matt Hill  
**Head Athletic Trainer:** Scottie Parker  
**Communications Staff:** Garin Narain, Jon Steinberg, Jelani Downing  
**Television:** FOX Sports Southeast. Bob Rathbun, Dominique Wilkins, Andre Aldridge  
**Radio:** 92.9 The Game. Steve Holman, Mike Conti  
**Team Colors:** Torch Red, Georgia Granite Gray, Volt Green, White

## GRIZZLIES STREAKS

**Overall:** 17-29 (1-L)  
**Home:** 11-11 (2-W) **Road:** 6-18 (2-L)

## 2019-20 SCHEDULE

Mon, March 2, 2020 at Atlanta  
 Sat., March 7, 2020 at Memphis

## LAST WIN/LOSS

	DATE	SCORE
Last Home Win	10/19/19	131-117
Last Home Loss	3/11/17	90-107
Last Road Win	3/16/17	103-91
Last Road Loss	3/13/19	111-132

## BIGGEST WIN/WORST LOSS

	DATE	SCORE	MARGIN
Biggest Win	3/16/03	124-92	32
Worst Loss	2/6/18	82-108	26

## 2018-19 SEASON SERIES STATISTICS

### MEMPHIS VS. ATLANTA

PLAYER	G-GS	MIN	FG-FGA	PCT	3FG-FGA	PCT	FT-FTA	PCT	OFF	DEF	TOT	AST	PF-QD	STL	TO	BLK	PTS	AVG	HI
Miles	1-0	33	11-16	.688	8-12	.667	3-4	.750	0	3	3	0	0-0	0	2	0	33	33.0	33
Temple	1-1	34	10-11	.909	5-6	.833	5-7	.714	0	4	4	2	1-0	1	1	1	30	30.0	30
Jackson	1-0	28	8-12	.667	2-4	.500	6-9	.667	1	6	7	2	5-0	1	2	2	24	24.0	24
Conley	2-2	51	12-27	.444	3-11	.273	9-11	.818	1	7	8	18	6-0	1	1	0	36	18.0	20
Valanciunas	1-1	20	3-8	.375	0-0	---	2-2	1.000	0	0	0	0	2-0	0	3	1	8	8.0	8
Gasol	1-1	29	4-7	.571	1-3	.333	4-4	1.000	0	7	7	5	1-0	0	2	0	13	13.0	13
Noah	1-0	24	5-7	.714	0-0	---	2-3	.667	1	7	8	5	2-0	1	0	1	12	12.0	12
Casspi	1-0	24	4-8	.500	0-2	.000	3-6	.500	1	3	4	2	2-0	0	0	0	11	11.0	11
Holiday	1-1	18	2-6	.333	2-6	.333	0-0	---	1	2	3	0	2-0	1	1	1	6	6.0	6
Mack	1-0	25	3-5	.600	0-0	---	3-4	.750	0	2	2	1	5-0	1	1	0	9	9.0	9
Dorsey	1-0	20	3-7	.429	2-4	.500	0-0	---	1	2	3	0	0-0	1	1	1	8	8.0	8
Bradley	1-1	19	2-8	.250	0-4	.000	1-1	1.000	1	0	1	1	2-0	0	2	0	5	5.0	5
Wright	1-0	30	4-12	.333	0-3	.000	2-4	.500	1	2	3	7	1-0	2	1	2	10	10.0	10
Parsons	2-1	33	5-10	.500	3-5	.600	0-0	---	2	2	4	5	4-0	1	1	0	13	6.5	11
Green	1-1	14	2-8	.250	0-0	---	2-2	1.000	2	3	5	2	2-0	2	3	0	6	6.0	6
D. Brooks	1-0	17	1-7	.143	0-1	.000	2-4	.500	1	0	1	1	3-0	0	1	0	4	4.0	4
Rabb	1-1	25	0-5	.000	0-2	.000	4-4	1.000	2	3	5	3	4-0	1	1	0	4	4.0	4
Selden	1-0	8	1-1	1.000	0-0	---	2-2	1.000	1	0	1	0	1-0	0	2	0	4	4.0	4
Anderson	1-0	20	1-3	.333	0-1	.000	1-2	.500	0	4	4	4	2-0	4	3	1	3	3.0	3
Cabocelo	1-0	11	1-2	.500	1-2	.500	0-0	---	0	3	3	2	1-0	0	2	0	3	3.0	3
GRIZZLIES	2	480	82-170	.482	27-66	.409	51-69	.739	16	60	76	60	46-0	17	31	10	242	121.0	131

### ATLANTA VS. MEMPHIS

PLAYER	G-GS	MIN	FG-FGA	PCT	3FG-FGA	PCT	FT-FTA	PCT	OFF	DEF	TOT	AST	PF-DQ	STL	TO	BLK	PTS	AVG	HI
Collins	1-1	25	11-17	.647	1-2	.500	4-5	.800	5	7	12	1	1-0	1	1	2	27	27.0	27
Prince	2-2	48	16-26	.615	7-15	.467	4-4	1.000	0	7	7	6	7-0	4	5	0	43	21.5	28
Young	2-2	58	15-30	.500	7-14	.500	5-6	.833	1	4	5	17	3-0	2	3	1	42	21.0	22
Len	2-1	49	12-21	.571	3-6	.500	2-4	.500	4	8	12	6	5-0	0	2	2	29	14.5	20
Plumlee	1-0	19	5-6	.833	0-0	---	2-6	.333	4	2	6	2	1-0	1	2	0	12	12.0	12
Carter	2-1	37	6-15	.400	4-9	.444	4-4	1.000	0	3	3	2	3-0	0	0	1	20	10.0	10
Huerter	2-1	40	7-13	.538	4-8	.500	1-1	1.000	2	5	7	6	4-0	1	1	1	19	9.5	16
Lin	1-0	17	3-5	.600	0-0	---	3-4	.750	0	2	2	2	3-0	0	1	0	9	9.0	9
Adams	1-0	23	3-7	.429	2-6	.333	0-0	---	1	2	3	5	3-0	0	3	0	8	8.0	8
Poythress	1-0	21	3-4	.750	1-1	1.000	1-4	.250	4	3	7	2	6-1	1	0	1	8	8.0	8
Bembry	2-0	55	5-14	.357	1-3	.333	3-6	.500	0	7	7	5	5-0	3	8	2	14	7.0	12
Dedmon	1-1	21	3-9	.333	0-3	.000	0-0	---	3	3	6	3	5-0	2	1	2	6	6.0	6
Anderson	1-0	6	2-5	.400	0-2	.000	0-0	---	1	1	2	0	0-0	1	0	0	4	4.0	4
Dorsey	1-0	12	1-3	.333	1-1	1.000	0-0	---	0	0	0	2	1-0	0	0	0	3	3.0	3
Johnson	1-0	4	0-2	.000	0-0	---	2-2	1.000	0	0	0	0	0-0	0	0	0	2	2.0	2
Bazemore	2-1	39	1-9	.111	0-5	.000	1-4	.250	1	9	10	2	8-0	2	3	2	3	1.5	3
Zeller	1-0	4	0-0	---	0-0	---	0-0	---	0	2	2	1	2-0	0	0	0	0	0.0	0
HAWKS	2	480	93-186	.500	31-75	.413	32-50	.640	26	65	91	62	57-1	18	31	14	249	124.5	132





## ALL-TIME SERIES

SEASON	W-L	DATE	RESULT	HOME	VISITOR
2018-19	1-1	3/13/19 10/19/19	L W	Atlanta 132 Grizzlies 131	Grizzlies 111 Atlanta 117
2017-18	1-1	2/6/18 12/13/17	L W	Atlanta 108 Grizzlies 96	Grizzlies 82 Atlanta 94
2016-17	1-1	3/16/17 3/11/17	W L	Atlanta 91 Grizzlies 90	Grizzlies 103 Atlanta 107
2015-16	0-2	3/12/16 11/27/15	L L	Atlanta 95 Grizzlies 101	Grizzlies 83 Atlanta 116
2014-15	1-1	2/8/15 1/7/15	W L	Atlanta 88 Grizzlies 86	Grizzlies 94 Atlanta 96
2013-14	2-0	2/8/14 1/12/14	W W	Atlanta 76 Grizzlies 108	Grizzlies 79 Atlanta 101
2012-13	0-2	2/6/13 12/8/12	L L	Atlanta 103 Grizzlies 83	Grizzlies 92 Atlanta 93
2011-12	1-0	2/2/12	W	Atlanta 77	Grizzlies 96
2010-11	0-2	12/1/10 10/27/10	L L	Atlanta 112 Grizzlies 104	Grizzlies 109 Atlanta 119
2009-10	0-2	2/9/10 12/16/09	L L	Grizzlies 94 Atlanta 110	Atlanta 108 Grizzlies 97
2008-09	1-1	4/15/09 12/3/08	W L	Grizzlies 98 Atlanta 105	Atlanta 90 Grizzlies 95
2007-08	0-2	3/31/08 12/8/07	L L	Grizzlies 99 Atlanta 86	Atlanta 116 Grizzlies 78
2006-07	0-2	3/9/07 12/15/06	L L	Atlanta 106 Grizzlies 88	Grizzlies 105 Atlanta 97

SEASON	W-L	DATE	RESULT	HOME	VISITOR
2005-06	2-0	4/2/06 11/12/05	W W	Grizzlies 98 Atlanta 84	Atlanta 87 Grizzlies 85
2004-05	2-0	1/29/05 12/8/04	W W	Grizzlies 84 Atlanta 89	Atlanta 83 Grizzlies 97
2003-04	2-0	3/29/04 (2ot) 12/10/03	W W	Atlanta 133 Grizzlies 103	Grizzlies 136 Atlanta 90
2002-03	1-1	4/5/03 3/16/03	L W	Atlanta 97 Grizzlies 124	Grizzlies 91 Atlanta 92
2001-02	0-2	3/4/02 1/4/02	L L	Atlanta 95 Grizzlies 109	Grizzlies 76 Atlanta 113
2000-01	1-1	3/13/01 11/6/00	L W	Atlanta 109 Grizzlies 97	Grizzlies 99 Atlanta 87
1999-00	1-1	3/11/00 11/10/99 (ot)	L W	Atlanta 91 Grizzlies 102	Grizzlies 86 Atlanta 97
1998-99	0-1	4/2/99	L	Atlanta 84	Grizzlies 81
1997-98	0-2	3/1/98 2/20/98	L L	Grizzlies 76 Atlanta 115	Atlanta 101 Grizzlies 92
1996-97	0-2	1/31/97 11/26/96	L L	Grizzlies 76 Atlanta 101	Atlanta 87 Grizzlies 80
1995-96	0-2	3/20/96 2/16/96	L L	Atlanta 98 Grizzlies 100	Grizzlies 93 Atlanta 110

INTRO

PLAYERS

EXECUTIVE

B-BALL OPS

BUSINESS OPS

MEDIA

HISTORY

PLAYOFFS

REVIEW

OPPONENTS

NBA

FEDERFORUM

AT A GLANCE



# BOSTON CELTICS



## EASTERN CONFERENCE ATLANTIC DIVISION

**Home Court:** TD Garden – 18,624 (1995)

**Office:** 226 Causeway Street, Fourth Floor, Boston, MA 02114

**Phone:** (617) 854-8000 **Website:** celtics.com

**Managing Partner, Governor and CEO:** Wyc Grousbeck

**President:** Rich Gotham

**President of Basketball Operations:** Danny Ainge

**Head Coach:** Brad Stephens

**Assistant Coaches:** Jay Larmanaga, Jamie Young, Jerome Allen, Scott Morrison, Joe Mazzulla, Kara Lawson, Brandon Bailey

**Athletic Trainer:** Art Home

**Communications Staff:** Christian Megliola, Jeff Twiss, Heather Walker, Brian Olive, Brandon Chinn

**Television:** Comcast SportsNet. Mike Gorman, Tom Heinsohn, Brian Scalabrine, Abby Chin

**Radio:** 98.5 The Sports Hub. Sean Grande, Cedric Maxwell

**Team Colors:** Green, Gold, Black, Brown, Beige, White

## GRIZZLIES STREAKS

**Overall:** 18-28 (7-L)

**Home:** 9-14 (3-L)

**Road:** 9-14 (5-L)

## 2019-20 SCHEDULE

Wed, Jan. 22, 2020 at Boston

Wed, March 25, 2020 at Memphis

## LAST WIN/LOSS

	DATE	SCORE
Last Home Win	1/10/16	101-98
Last Home Loss	12/29/18	103-112
Last Road Win	11/27/13	100-93
Last Road Loss	1/18/19	116-122

## BIGGEST WIN/WORST LOSS

	DATE	SCORE	MARGIN
Biggest Win	3/10/10	111-91	20
Worst Loss	1/31/96	98-131	33

## 2018-19 SEASON SERIES STATISTICS

### MEMPHIS VS. BOSTON

PLAYER	G-GS	MIN	FG-FGA	PCT	3FG-FGA	PCT	FT-FTA	PCT	OFF	DEF	TOT	AST	PF-DQ	STL	TO	BLK	PTS	AVG	HI
Conley	2-2	72	18-40	.450	5-18	.278	11-12	.917	3	2	5	10	7-0	3	1	1	52	26.0	26
D. Brooks	1-0	25	5-11	.455	4-5	.800	5-5	1.000	0	0	0	1	2-0	0	2	0	19	19.0	19
Jackson	2-2	48	13-23	.565	3-6	.500	9-13	.692	3	5	8	1	8-0	1	4	1	38	19.0	23
Casspi	1-0	21	5-7	.714	2-2	1.000	0-0	---	0	2	2	1	1-0	2	0	1	12	12.0	12
Anderson	1-1	38	5-6	.833	0-1	.000	0-0	---	0	5	5	2	3-0	4	2	0	10	10.0	10
Gasol	2-2	73	7-21	.333	1-7	.143	4-4	1.000	1	13	14	22	5-0	2	7	1	19	9.5	15
Green	2-0	46	6-11	.545	2-3	.667	4-4	1.000	4	9	13	1	2-0	1	3	2	18	9.0	12
Holiday	1-1	36	5-12	.417	2-5	.400	2-2	1.000	1	5	6	2	2-0	4	2	0	14	14.0	14
Mack	2-0	37	6-15	.400	2-4	.500	1-1	1.000	1	4	5	9	3-0	1	1	0	15	7.5	15
Selden	1-0	6	2-4	.500	0-1	.000	2-2	1.000	1	1	2	1	1-0	0	0	0	6	6.0	6
Temple	2-2	55	4-13	.308	2-9	.222	0-0	---	1	6	7	4	8-0	1	1	1	10	5.0	8
Noah	2-0	22	1-5	.200	0-0	---	4-6	.667	2	6	8	3	2-0	3	2	0	6	3.0	4
Carter	1-0	2	0-0	---	0-0	---	0-0	---	0	0	0	0	0-0	0	0	0	0	0.0	0
GRIZZLIES	2	480	77-168	.458	23-61	.377	42-49	.857	17	58	75	57	44-0	22	26	7	219	109.5	116

### BOSTON VS. MEMPHIS

PLAYER	G-GS	MIN	FG-FGA	PCT	3FG-FGA	PCT	FT-FTA	PCT	OFF	DEF	TOT	AST	PF-DQ	STL	TO	BLK	PTS	AVG	HI
Irving	2-2	71	22-37	.595	6-10	.600	14-17	.824	2	9	11	24	7-0	1	7	1	64	32.0	38
Horford	2-2	54	14-22	.636	7-10	.700	1-1	1.000	2	7	9	4	2-0	0	3	1	36	18.0	18
Morris	2-2	58	11-25	.440	4-14	.286	4-4	1.000	0	10	10	0	6-0	1	1	1	30	15.0	22
Smart	2-2	57	10-16	.625	7-11	.636	1-1	1.000	0	7	7	4	5-0	7	3	1	28	14.0	20
Hayward	2-0	51	8-18	.444	1-6	.167	5-7	.714	1	5	6	8	2-0	1	4	0	22	11.0	14
Brown	2-0	40	7-10	.700	2-4	.500	2-3	.667	1	9	10	1	4-0	0	6	2	18	9.0	12
Rozier	2-0	37	6-15	.400	4-11	.364	1-1	1.000	0	3	3	5	4-0	1	2	0	17	8.5	10
Baynes	1-0	23	2-6	.333	0-1	.000	2-2	1.000	7	5	12	1	4-0	0	2	3	6	6.0	6
Tatum	2-2	58	3-12	.250	1-3	.333	2-2	1.000	2	12	14	9	3-0	4	4	2	9	4.5	7
Yabusele	2-0	18	1-3	.333	1-3	.333	0-0	---	2	3	5	0	4-0	0	2	2	3	1.5	3
Theis	2-0	8	0-1	.000	0-0	---	1-2	.500	0	1	1	1	2-0	0	0	0	1	0.5	1
Ojeleye	1-0	5	0-1	.000	0-1	.000	0-0	---	0	0	0	1	1-0	0	0	0	0	0.0	0
CELTICS	2	480	84-166	.506	33-74	.446	33-40	.825	17	71	88	58	44-0	15	34	13	234	117.0	122



## ALL-TIME SERIES

SEASON	W-L	DATE	RESULT	HOME	VISITOR
2018-19	0-2	1/18/19 12/29/18	L L	Boston 122 Grizzlies 103	Grizzlies 116 Boston 112
2017-18	0-2	2/26/18 12/16/17	L L	Boston 109 Grizzlies 93	Grizzlies 98 Boston 102
2016-17	0-2	12/27/16 12/20/16 (ot)	L L	Boston 113 Grizzlies 109	Grizzlies 103 Boston 112
2015-16	1-1	3/9/16 1/10/16	L W	Boston 116 Grizzlies 101	Grizzlies 96 Boston 98
2014-15	1-1	3/11/15 11/21/14	L W	Boston 95 Grizzlies 117	Grizzlies 92 Boston 100
2013-14	2-0	11/27/13 11/4/13	W W	Boston 93 Grizzlies 95	Grizzlies 100 Boston 88
2012-13	2-0	3/23/13 1/2/13	W W	Grizzlies 110 Boston 83	Boston 106 Grizzlies 93
2011-12	0-1	2/5/12	L	Boston 98	Grizzlies 80
2010-11	1-1	3/23/11 11/13/10 (ot)	W L	Boston 87 Grizzlies 110	Grizzlies 90 Boston 116
2009-10	1-1	3/10/10 12/14/09	W L	Boston 91 Grizzlies 105	Grizzlies 111 Boston 110
2008-09	0-2	3/21/09 3/13/09	L L	Grizzlies 87 Boston 102	Boston 105 Grizzlies 92
2007-08	0-2	3/8/08 1/4/08	L L	Grizzlies 89 Boston 100	Boston 119 Grizzlies 96

SEASON	W-L	DATE	RESULT	HOME	VISITOR
2006-07	1-1	1/5/07 12/6/-6	L W	Grizzlies 119 Boston 196	Boston 128 Grizzlies 98
2005-06	1-1	3/14/06 11/9/05	W L	Grizzlies 93 Boston 99	Boston 76 Grizzlies 98
2004-05	1-1	2/16/05 1/29/04	L W	Boston 90 Grizzlies 117	Grizzlies 88 Boston 109
2003-04	1-1	12/1/03 10/31/03	W L	Boston 89 Grizzlies 91	Grizzlies 96 Boston 93
2002-03	0-2	3/3/03 12/31/02	L L	Grizzlies 110 Boston 96	Boston 111 Grizzlies 89
2001-02	0-2	3/15/02 12/23/01	L L	Grizzlies 97 Boston 85	Boston 103 Grizzlies 80
2000-01	2-0	2/13/01 11/26/00	W W	Grizzlies 99 Boston 87	Boston 98 Grizzlies 98
1999-00	1-1	2/24/00 1/10/00	L W	Grizzlies 77 Boston 103	Boston 101 Grizzlies 112
1998-99	0-1	2/17/99 (3ot)	L	Grizzlies 129	Boston 131
1997-98	0-2	2/18/98 1/15/98	L L	Grizzlies 105 Boston 97	Boston 114 Grizzlies 93
1996-97	2-0	2/14/97 2/2/97	W W	Grizzlies 109 Boston 92	Boston 106 Grizzlies 102
1995-96	1-1	1/31/96 12/30/95	L W	Boston 131 Grizzlies 103	Grizzlies 98 Boston 95

INTRO

PLAYERS

EXECUTIVE

B-BALL OPS

BUSINESS OPS

MEDIA

HISTORY

PLAYOFFS

REVIEW

OPPONENTS

NBA

FEDERATION

AT A GLANCE



# BROOKLYN NETS



## EASTERN CONFERENCE ATLANTIC DIVISION

**Home Court:** Barclays Center – 17,732 (2012)  
**Office:** 168 39th Street, 7th Floor, Brooklyn, NY 11232  
**Phone:** (718) 933-3000 **Website:** brooklynets.com

**Governor:** Joe Tsai

**Alternate Governor:** Oliver Weisberg

**Alternate Governor/CEO:** David Levy

**General Manager:** Sean Marks

**Assistant General Managers:** Jeff Peterson, Andy Birdsong

**Head Coach:** Kenny Atkinson

**Assistant Coaches:** Jacque Vaughn, Bret Brielmaier, Jordan Ott, Travon Bryant

**Assistant Coach/Director of Player Development:** Adam Harrington

**Player Development Coach:** Tiago Splitter

**Head Athletic Trainer/Physical Therapist:** Sebastien Poirier

**Public Relations Staff:** Aaron Harris, Eli Pearlstein, Mitch Heckart, Megan Walsh

**Television:** YES Network. Ian Eagle, Ryan Ruocco, Sarah Kustok, Richard Jefferson, Michael Grady

**Radio:** WFAN (660 AM/101.9 FM). Chris Carrino, Tim Capstraw

**Team Colors:** Black, White

## GRIZZLIES STREAKS

**Overall:** 22-23 (1-L)

**Home:** 11-11 (3-L)

**Road:** 11-12 (1-W)

## 2019-20 SCHEDULE

Sun, Oct. 27, 2019 at Memphis

Wed, March 4, 2020 at Brooklyn

## LAST WIN/LOSS

	DATE	SCORE
Last Home Win	10/31/15	101-91
Last Home Loss	1/14/19	1001-109
Last Road Win	11/30/18	131-125 (2ot)
Last Road Loss	3/19/18	118-115

## BIGGEST WIN/WORST LOSS

	DATE	SCORE	MARGIN
Biggest Win	12/13/03	110-63	47
Worst Loss	1/2/02	74-92	18

## 2018-19 SEASON SERIES STATISTICS

### MEMPHIS VS. BROOKLYN

PLAYER	G-GS	MIN	FG-FGA	PCT	3FG-FGA	PCT	FT-FTA	PCT	OFF	DEF	TOT	AST	PF-DQ	STL	TO	BLK	PTS	AVG	HI
Conley	2-2	83	23-45	.511	5-13	.385	17-18	.944	0	8	8	12	5-0	4	5	1	68	34.0	37
Jackson	2-2	74	22-37	.595	3-10	.300	8-8	1.000	5	7	12	4	9-0	0	4	2	55	27.5	36
Gasol	2-2	81	12-24	.500	3-8	.375	1-3	.333	0	24	24	12	9-0	2	7	4	28	14.0	15
Temple	2-2	83	9-18	.500	1-5	.200	0-1	.000	1	4	5	2	8-0	4	2	1	19	9.5	13
Green	2-0	45	8-14	.571	1-2	.500	1-2	.500	4	7	11	0	3-0	2	7	1	18	9.0	11
Anderson	2-2	63	8-17	.471	0-3	.000	1-1	1.000	7	11	18	14	2-0	1	2	2	17	8.5	11
D.Brooks	1-0	16	2-9	.222	1-3	.333	0-0	---	0	0	0	0	3-0	1	0	0	5	5.0	5
M.Brooks	1-0	11	2-6	.333	1-3	.333	0-0	---	0	0	0	0	3-0	0	0	0	5	5.0	5
Mack	2-0	38	3-13	.231	2-5	.400	1-2	.500	0	2	2	3	1-0	1	2	0	9	4.5	7
Noah	1-0	4	2-4	.500	0-0	---	0-0	---	0	2	2	0	1-0	0	1	0	4	4.0	4
Carter	1-0	11	1-4	.250	0-2	.000	0-0	---	0	0	0	2	2-0	2	0	0	2	2.0	2
Casspi	2-0	20	0-3	.000	0-0	---	1-2	.500	2	1	3	1	1-0	0	0	0	1	0.5	1
GRIZZLIES	2	530	92-194	.474	17-54	.315	30-37	.811	19	66	85	50	47-0	17	31	11	231	115.5	131

### BROOKLYN VS. MEMPHIS

PLAYER	G-GS	MIN	FG-FGA	PCT	3FG-FGA	PCT	FT-FTA	PCT	OFF	DEF	TOT	AST	PF-DQ	STL	TO	BLK	PTS	AVG	HI
Russell	2-2	81	17-43	.395	8-21	.381	7-8	.875	0	5	5	18	3-0	4	12	1	49	24.5	26
Carroll	2-0	66	13-19	.684	9-13	.692	6-7	.857	1	16	17	2	6-0	1	1	0	41	20.5	21
Harris	1-1	29	7-11	.636	3-5	.600	1-1	1.000	1	4	5	4	4-0	1	2	0	18	18.0	18
Hollis-Jefferson	1-1	38	6-11	.545	0-1	.000	3-4	.750	2	1	3	1	3-0	0	1	0	15	15.0	15
Dinwiddie	2-1	70	8-23	.348	3-12	.250	9-11	.818	0	6	6	10	9-0	0	4	0	28	14.0	15
Napier	2-0	48	5-19	.263	3-11	.273	15-15	1.000	0	8	8	6	3-0	1	5	1	28	14.0	18
Allen	2-2	65	11-16	.688	0-1	.000	5-6	.833	8	16	24	5	8-0	2	4	3	27	13.5	15
Crabbe	1-1	23	3-8	.375	3-6	.500	0-0	---	0	4	4	3	4-0	0	0	0	9	9.0	9
Davis	2-0	40	5-6	.833	0-0	---	2-3	.667	6	12	18	0	1-0	1	4	1	12	6.0	6
Kurucs	1-1	13	2-7	.286	0-3	.000	1-1	1.000	0	1	1	0	1-0	1	1	0	5	5.0	5
Graham	1-0	12	1-4	.250	0-1	.000	0-0	---	1	1	2	1	0-0	0	1	0	2	2.0	2
Dudley	2-1	46	0-6	.000	0-4	.000	0-0	---	0	3	3	1	5-0	2	1	0	0	0.0	0
NETS	2	530	78-173	.451	29-78	.372	49-56	.875	19	77	96	51	47-0	13	39	6	234	117.0	125



## ALL-TIME SERIES

SEASON	W-L	DATE	RESULT	HOME	VISITOR
2018-19	0-2	1/14/19 11/30/18(20T)	L W	Grizzlies 100 Brooklyn 125	Brooklyn 109 Grizzlies 131
2017-18	0-2	3/19/18 11/26/17	L L	Brooklyn 118 Grizzlies 88	Grizzlies 115 Brooklyn 98
2016-17	1-1	3/6/17 2/13/17	L W	Grizzlies 109 Brooklyn 103	Brooklyn 122 Grizzlies 112
2015-16	2-0	2/10/16 10/31/15	W W	Brooklyn 90 Grizzlies 101	Grizzlies 109 Brooklyn 91
2014-15	2-0	2/10/15 1/14/15	W W	Grizzlies 95 Brooklyn 92	Brooklyn 86 Grizzlies 103
2013-14	0-2	3/5/14 11/30/13	L L	Brooklyn 103 Grizzlies 88	Grizzlies 94 Brooklyn 97
2012-13	2-0	2/24/13 1/25/13	W W	Brooklyn 72 Grizzlies 101	Grizzlies 74 Brooklyn 77
2011-12	1-0	2/15/12	W	New Jersey 100	Grizzlies 105
2010-11	0-2	1/26/11 12/21/10	L L	New Jersey 93 Grizzlies 94	Grizzlies 88 New Jersey 101
2009-10	2-0	3/8/10 2/21/10	W W	Grizzlies 107 New Jersey 94	New Jersey 101 Grizzlies 104
2008-09	0-2	1/24/09 1/7/09	L L	Grizzlies 88 New Jersey 100	New Jersey 99 Grizzlies 89
2007-08	2-0	3/5/08 11/27/07	W W	Grizzlies 100 New Jersey 103	New Jersey 93 Grizzlies 110

SEASON	W-L	DATE	RESULT	HOME	VISITOR
2006-07	0-2	3/12/07 11/11/06	L L	Grizzlies 102 New Jersey 105	New Jersey 113 Grizzlies 92
2005-06	1-1	3/29/06 1/13/06	L W	New Jersey 86 Grizzlies 81	Grizzlies 74 New Jersey 69
2004-05	2-0	3/24/05 12/17/04	W W	New Jersey 96 Grizzlies 89	Grizzlies 105 New Jersey 84
2003-04	2-0	12/13/03 12/3/03	W W	Grizzlies 110 New Jersey 93	New Jersey 63 Grizzlies 96
2002-03	1-1	3/22/03 2/12/03	L W	New Jersey 107 Grizzlies 97	Grizzlies 99 New Jersey 90
2001-02	0-2	3/17/02 1/2/02	L L	Grizzlies 76 New Jersey 92	New Jersey 87 Grizzlies 74
2000-01	1-1	3/20/01 1/29/01	L W	New Jersey 104 Grizzlies 97	Grizzlies 90 New Jersey 86
1999-00	2-0	1/27/00 1/7/00	W W	Grizzlies 108 New Jersey 91	New Jersey 106 Grizzlies 101
1998-99	---	No games			
1997-98	0-2	2/24/98 1/31/98	L L	New Jersey 110 Grizzlies 106	Grizzlies 101 New Jersey 116
1996-97	0-2	3/6/97 2/4/97	L L	Grizzlies 96 New Jersey 111	New Jersey 102 Grizzlies 105
1995-96	0-2	3/19/96 2/2/96	L L	New Jersey 82 Grizzlies 84	Grizzlies 77 New Jersey 93

INTRO

PLAYERS

EXECUTIVE

B-BALL OPS

BUSINESS OPS

MEDIA

HISTORY

PLAYOFFS

REVIEW

OPPONENTS

NBA

FEDERATION

AT A GLANCE





# CHARLOTTE HORNETS



## EASTERN CONFERENCE SOUTHEAST DIVISION

**Home Court:** Spectrum Center – 19,077 (2005)

**Office:** 333 E. Trade St., Charlotte, NC 28202

**Phone:** (704) 688-8600

**Website:** hornets.com

**Chairman:** Michael Jordan

**Managing Partner:** Curtis Polk

**President, Vice Chairman and Alternate Governor:** Fred Whitfield

**President of Basketball Operations/General Manager:** Mitch Kupchak

**Assistant General Manager:** Buzz Peterson

**Head Coach:** James Borrego

**Assistant Coaches:** Jay Triano, Chad Iske, Jay Hernandez, Ronald Nored, Dutch Gailey, Nate Mitchell

**Director of Healthcare and Sports Performance/Head Athletic Trainer:** Joe Sharpe

**Communications Staff:** Mike Cristaldi, Josh Rosen, Brian Travis, Natalie Breneman

**Television:** Fox Sports Southeast. Eric Collins, Dell Curry, Ashley ShahAhmadi

**Radio:** WFNZ. John Focke, Matt Carroll

**Team Colors:** Purple, Teal, Black, Cool Gray, Light Blue

## GRIZZLIES STREAKS

**Overall:** 17-24 (5-L)

**Home:** 9-11 (3-L)

**Road:** 8-13 (2-L)

## 2019-20 SCHEDULE

Wed, Nov. 13, 2019 at Charlotte

Sun, Dec. 29, 2019 at Memphis

## LAST WIN/LOSS

	DATE	SCORE
Last Home Win	12/12/14	113-107 (2ot)
Last Home Loss	1/23/19	107-118
Last Road Win	11/21/16	105-90
Last Road Loss	2/1/19	92-100

## BIGGEST WIN/WORST LOSS

	DATE	SCORE	MARGIN
Biggest Win	12/15/10	113-80	33
Worst Loss	3/22/18	79-140	61

## 2018-19 SEASON SERIES STATISTICS

### MEMPHIS VS. CHARLOTTE

PLAYER	G-GS	MIN	FG-FGA	PCT	3FG-FGA	PCT	FT-FTA	PCT	OFF	DEF	TOT	AST	PF-DQ	STL	TO	BLK	PTS	AVG	HI
Conley	1-1	36	10-17	.588	2-5	.400	9-9	1.000	0	2	2	1	3-0	1	3	0	31	31.0	31
Gasol	2-2	65	11-25	.440	2-10	.200	6-9	.667	1	22	23	15	5-0	3	4	0	30	15.0	22
Jackson	1-1	26	4-9	.444	1-2	.500	6-6	1.000	0	1	1	1	4-0	1	0	1	15	15.0	15
Green	2-1	47	8-16	.500	3-6	.500	5-6	.833	2	4	6	3	10-1	1	2	1	24	12.0	14
Mack	2-1	53	10-22	.455	3-7	.429	0-0	---	1	2	3	14	6-0	2	2	0	23	11.5	19
Noah	1-0	22	4-5	.800	0-0	---	2-2	1.000	4	7	11	2	1-0	0	1	1	10	10.0	10
Holiday	2-2	75	10-24	.417	4-14	.286	1-1	1.000	2	8	10	2	5-0	1	5	0	25	12.5	15
Rabb	2-0	29	7-12	.583	0-0	---	1-3	.333	2	3	5	2	2-0	1	1	0	15	7.5	15
Caboclo	1-0	23	1-7	.143	0-5	.000	5-5	1.000	0	4	4	1	2-0	1	2	1	7	7.0	7
Carter	2-1	38	4-13	.308	2-7	.286	0-0	---	0	2	2	4	2-0	3	0	1	10	5.0	8
Temple	1-1	37	2-5	.400	1-4	.250	0-0	---	0	3	3	3	5-0	1	1	1	5	5.0	5
Casspi	1-0	13	2-4	.500	0-0	---	0-0	---	2	2	4	0	0-0	1	0	0	4	4.0	4
Washtburn	1-0	16	0-2	.000	0-0	---	0-0	---	1	3	4	0	2-0	0	0	0	0	0.0	0
<b>GRIZZLIES</b>	<b>2</b>	<b>480</b>	<b>73-161</b>	<b>.453</b>	<b>18-60</b>	<b>.300</b>	<b>35-41</b>	<b>.854</b>	<b>15</b>	<b>63</b>	<b>78</b>	<b>48</b>	<b>47-0</b>	<b>16</b>	<b>25</b>	<b>6</b>	<b>199</b>	<b>99.5</b>	<b>107</b>

### CHARLOTTE VS. MEMPHIS

PLAYER	G-GS	MIN	FG-FGA	PCT	3FG-FGA	PCT	FT-FTA	PCT	OFF	DEF	TOT	AST	PF-DQ	STL	TO	BLK	PTS	AVG	HI
Walker	2-2	76	16-34	.471	7-16	.438	6-8	.750	1	4	5	11	1-0	4	7	0	45	22.5	23
Parker	2-0	39	13-20	.650	0-1	.000	6-7	.857	0	1	1	10	3-0	1	4	0	32	16.0	17
Monk	2-0	43	10-22	.455	5-11	.455	4-4	1.000	0	5	5	2	1-0	0	0	1	29	14.5	20
Williams	2-2	62	9-21	.429	6-16	.375	3-4	.750	0	7	7	0	4-0	3	2	0	27	13.5	16
Batum	2-2	72	8-13	.615	5-8	.625	4-4	1.000	2	12	14	5	3-0	2	2	3	25	12.5	18
Lamb	2-2	44	7-16	.438	1-6	.167	8-9	.889	0	7	7	4	4-0	2	1	0	23	11.5	17
Kidd-Gilchrist	2-0	44	3-9	.333	0-1	.000	9-10	.900	2	5	7	2	4-0	1	2	1	15	7.5	10
Biyombo	2-2	61	2-8	.250	0-0	---	6-9	.667	5	12	17	2	11-1	1	1	3	10	5.0	9
Hernandez	2-0	24	4-6	.667	0-0	---	2-4	.500	0	10	10	1	4-0	0	2	1	10	5.0	8
Bridges	2-0	15	1-1	1.000	0-0	---	0-0	---	1	3	4	1	1-0	0	0	0	2	1.0	2
<b>HORNETS</b>	<b>2</b>	<b>480</b>	<b>73-150</b>	<b>.487</b>	<b>24-59</b>	<b>.407</b>	<b>48-59</b>	<b>.814</b>	<b>11</b>	<b>66</b>	<b>77</b>	<b>38</b>	<b>36-1</b>	<b>14</b>	<b>21</b>	<b>9</b>	<b>218</b>	<b>109.0</b>	<b>118</b>



## ALL-TIME SERIES

SEASON	W-L	DATE	RESULT	HOME	VISITOR
2018-19	0-2	2/1/19	L	Charlotte 100	Grizzlies 92
		1/23/19	L	Grizzlies 107	Charlotte 118
2017-18	0-2	3/22/18	L	Charlotte 140	Grizzlies 79
		10/30/17	L	Grizzlies 99	Charlotte 104
2016-17	1-1	11/28/16	L	Grizzlies 85	Charlotte 104
		11/21/16	W	Charlotte 90	Grizzlies 105
2015-16	0-2	12/26/15	L	Charlotte 98	Grizzlies 92
		12/11/15	L	Grizzlies 99	Charlotte 123
2014-15	2-0	12/12/14 (2ot)	W	Grizzlies 113	Charlotte 107
		11/1/14	W	Charlotte 69	Grizzlies 71
2013-14	1-1	3/8/14	W	Grizzlies 111	Charlotte 89
		2/22/14	L	Charlotte 92	Grizzlies 89
2012-13	2-0	4/9/13	W	Grizzlies 94	Charlotte 75
		11/17/12	W	Charlotte 87	Grizzlies 94
2011-12	1-0	4/20/12	W	Charlotte 80	Grizzlies 85
		1/10/11	L	Charlotte 96	Grizzlies 82
2010-11	1-1	12/15/10	W	Grizzlies 113	Charlotte 80
		2/26/10	L	Grizzlies 89	Charlotte 93
2009-10	0-2	1/9/10	L	Charlotte 89	Grizzlies 87
		1/21/09	L	Charlotte 101	Grizzlies 86
2008-09	0-2	12/19/08	L	Grizzlies 83	Charlotte 112

SEASON	W-L	DATE	RESULT	HOME	VISITOR
2007-08	1-1	3/17/08	W	Grizzlies 98	Charlotte 80
		1/19/08	L	Charlotte 105	Grizzlies 87
2006-07	2-0	3/10/07	W	Charlotte 107	Grizzlies 115
		11/3/06	W	Grizzlies 96	Charlotte 83
2005-06	2-0	4/12/06	W	Charlotte 88	Grizzlies 96
		3/26/06	W	Grizzlies 102	Charlotte 95
2004-05	2-0	4/10/05	W	Grizzlies 102	Charlotte 95
		1/14/05	W	Charlotte 89	Grizzlies 109
2001-02	1-1	2/17/02	W	Charlotte 78	Grizzlies 92
		2/3/02	L	Grizzlies 79	Charlotte 97
2000-01	1-1	3/14/01	L	Charlotte 100	Grizzlies 95
		1/3/01	W	Grizzlies 99	Charlotte 89
1999-00	0-2	12/3/99	L	Grizzlies 94	Charlotte 113
		11/24/99	L	Charlotte 89	Grizzlies 73
1998-99	---	No games			
1997-98	0-2	2/5/98	L	Charlotte 108	Grizzlies 93
		1/9/98	L	Grizzlies 90	Charlotte 98
1996-97	0-2	3/11/97	L	Charlotte 98	Grizzlies 92
		12/9/96	L	Grizzlies 91	Charlotte 107
1995-96	0-2	3/31/96	L	Grizzlies 88	Charlotte 121
		11/24/95	L	Charlotte 116	Grizzlies 104

INTRO

PLAYERS

EXECUTIVE

B-BALL OPS

BUSINESS OPS

MEDIA

HISTORY

PLAYOFFS

REVIEW

OPPONENTS

NBA

FEDERFORUM

AT A GLANCE



# CHICAGO BULLS



## EASTERN CONFERENCE CENTRAL DIVISION

**Home Court:** United Center – 20,917 (1994)  
**Office:** 1901 W. Madison St., Chicago, IL 60612  
**Phone:** (312) 455-4000  
**Website:** bulls.com

**Chairman:** Jerry Reinsdorf

**President and Chief Operating Officer:** Michael Reinsdorf

**Executive Vice President of Basketball Operations:** John Paxson

**Senior Advisor, Basketball Operations:** Doug Collins

**General Manager:** Gar Forman

**Associate General Manager:** Brian Hagen

**Assistant General Manager:** Steve Weinman

**Head Coach:** Jim Boylen

**Assistant Coaches:** Chris Fleming, Roy Rogers, Nate Loenser, Dean Cooper, Karen Umlauf

**Player Development Coach:** Shawn Respert

**Head Athletic Trainer:** Jeff Tanaka

**Public and Media Relations Staff:** Tim Hallam, Matt Yob, Beth Grady, Kristen Deahl

**Television:** NBC Sports Chicago. Neil Funk, Stacey King

**Radio (English):** WSCR (670 AM). Chuck Swirsky, Bill Wennington

**Radio (Spanish):** TUDN (1200 AM). Omar Ramos, Hector Lozano

**Team Colors:** Red, Black, White

## GRIZZLIES STREAKS

**Overall:** 20-25 (2-L)

**Home:** 13-9 (2-L)

**Road:** 7-16 (1-L)

## 2019-20 SCHEDULE

Wed, Feb 13, 2019 at Chicago

Wed, Feb 27, 2019 at Memphis

## LAST WIN/LOSS

	DATE	SCORE
Last Home Win	4/5/16	108-92
Last Home Loss	2/13/19	110-122
Last Road Win	3/15/17	98-91
Last Road Loss	2/27/19	107-109

## BIGGEST WIN/WORST LOSS

	DATE	SCORE	MARGIN
Biggest Win	3/12/03	124-95	29
Worst Loss	1/13/07	66-111	45

## 2018-19 SEASON SERIES STATISTICS

### MEMPHIS VS. CHICAGO

PLAYER	G-GS	MIN	FG-FGA	PCT	3FG-FGA	PCT	FT-FTA	PCT	OFF	DEF	TOT	AST	PF-DQ	STL	TO	BLK	PTS	AVG	HI
Conley	2-2	61	10-32	.313	4-12	.333	9-10	.900	0	6	6	11	6-0	2	4	2	33	16.5	21
Bradley	2-2	66	14-30	.467	4-9	.444	6-6	1.000	3	5	8	12	2-0	2	3	0	38	19.0	23
Jackson	1-1	28	5-10	.500	2-4	.500	0-0	---	0	2	2	0	2-0	0	1	1	12	12.0	12
Valanciunas	2-1	50	12-26	.462	1-4	.250	0-0	---	2	12	14	9	5-0	0	4	2	25	12.5	13
Noah	2-0	41	7-12	.583	0-0	---	6-8	.750	1	11	12	6	7-0	0	2	4	20	10.0	12
Wright	2-0	48	7-11	.636	2-4	.500	5-6	.833	3	3	6	7	2-0	3	3	1	21	10.5	12
Holiday	2-2	53	7-17	.412	0-4	.000	2-3	.667	3	3	6	2	4-0	3	1	0	16	8.0	13
Caboclo	2-1	38	6-10	.600	3-6	.500	0-0	---	2	5	7	3	3-0	1	3	0	15	7.5	8
Miles	2-0	38	6-17	.353	2-8	.250	0-0	---	0	4	4	3	1-0	1	2	0	14	7.0	12
Parsons	1-0	19	2-4	.500	1-2	.500	0-0	---	0	3	3	1	0-0	0	0	0	5	5.0	5
Rabb	1-1	9	2-3	.667	0-0	---	0-0	---	1	0	1	0	2-0	2	0	0	4	4.0	4
Dorsey	2-0	15	5-8	.625	1-4	.250	0-0	---	2	3	5	1	1-0	0	0	0	11	5.5	9
Carter	1-0	15	1-3	.333	0-1	.000	1-2	.500	1	3	4	3	1-0	2	1	0	3	3.0	3
<b>GRIZZLIES</b>	<b>2</b>	<b>480</b>	<b>84-183</b>	<b>.459</b>	<b>20-58</b>	<b>.345</b>	<b>29-35</b>	<b>.829</b>	<b>18</b>	<b>60</b>	<b>78</b>	<b>58</b>	<b>39-0</b>	<b>16</b>	<b>25</b>	<b>10</b>	<b>217</b>	<b>108.5</b>	<b>110</b>

### CHICAGO VS. MEMPHIS

PLAYER	G-GS	MIN	FG-FGA	PCT	3FG-FGA	PCT	FT-FTA	PCT	OFF	DEF	TOT	AST	PF-DQ	STL	TO	BLK	PTS	AVG	HI
Porter	2-2	66	23-32	.719	6-11	.545	5-6	.833	3	13	16	5	5-0	3	5	4	57	28.5	37
LaVine	2-2	69	17-29	.586	3-7	.429	8-8	1.000	2	9	11	11	3-0	1	7	1	45	22.5	30
Markkanen	2-2	70	13-30	.433	3-11	.273	14-15	.933	1	18	19	7	3-0	1	6	0	43	21.5	22
Lopez	2-2	72	12-22	.545	0-2	.000	5-6	.833	3	5	8	2	5-0	0	4	7	29	14.5	25
Dunn	1-1	31	3-8	.375	1-1	1.000	2-2	1.000	1	3	4	4	5-0	3	0	0	9	9.0	9
Harrison	2-0	36	5-9	.556	0-2	.000	6-6	1.000	2	4	6	2	3-0	0	1	0	16	8.0	10
Arcidiacono	2-1	51	6-8	.750	2-2	1.000	0-0	---	0	8	8	13	6-0	1	1	0	14	7.0	12
Felicio	2-0	18	2-7	.286	0-0	---	4-7	.571	4	3	7	0	2-0	1	0	0	8	4.0	8
Seiden	2-0	40	3-12	.250	1-5	.200	1-2	.500	0	8	8	2	5-0	4	4	0	8	4.0	6
Luwawu-Cabarrot	2-0	25	0-5	.000	0-3	.000	2-2	1.000	0	1	1	1	1-0	0	1	0	2	1.0	2
Alkins	1-0	2	0-0	---	0-0	---	0-0	---	0	0	0	0	1-0	0	0	0	0	0.0	0
Blakeney	1-0	2	0-0	---	0-0	---	0-0	---	0	0	0	1	0-0	0	0	0	0	0.0	0
<b>BULLS</b>	<b>2</b>	<b>480</b>	<b>84-162</b>	<b>.519</b>	<b>16-44</b>	<b>.364</b>	<b>47-54</b>	<b>.870</b>	<b>16</b>	<b>72</b>	<b>88</b>	<b>48</b>	<b>39-0</b>	<b>14</b>	<b>29</b>	<b>12</b>	<b>231</b>	<b>115.5</b>	<b>122</b>



## ALL-TIME SERIES

SEASON	W-L	DATE	RESULT	HOME	VISITOR
2018-19	0-2	2/27/19	L	Chicago 109	Grizzlies 107
		2/13/19	L	Grizzlies 110	Chicago 122
2017-18	0-2	3/15/18	L	Grizzlies 110	Chicago 111
		3/7/18	L	Chicago 119	Grizzlies 110
2016-17	1-1	3/15/17	W	Chicago 91	Grizzlies 98
		1/15/17	L	Grizzlies 104	Chicago 108
2015-16	1-1	4/5/16	W	Grizzlies 108	Chicago 92
		12/16/15	L	Chicago 98	Grizzlies 85
2014-15	1-1	3/9/15	W	Chicago 91	Grizzlies 101
		12/19/14	L	Grizzlies 97	Chicago 103
2013-14	1-1	3/7/14	W	Chicago 77	Grizzlies 85
		12/30/13	L	Grizzlies 91	Chicago 95
2012-13	2-0	1/19/13 (ot)	W	Chicago 82	Grizzlies 85
		12/17/12	W	Grizzlies 80	Chicago 71
2011-12	1-1	1/16/12	W	Grizzlies 102	Chicago 86
		1/1/12	L	Chicago 104	Grizzlies 64
2010-11	0-2	3/25/11	L	Chicago 99	Grizzlies 96
		1/17/11	L	Grizzlies 84	Chicago 96
2009-10	2-0	3/16/10	W	Grizzlies 104	Chicago 97
		3/4/10	W	Chicago 96	Grizzlies 105
2008-09	1-1	12/12/08	W	Grizzlies 103	Chicago 96
		11/1/08	L	Chicago 96	Grizzlies 86
2007-08	1-1	3/4/08	L	Chicago 112	Grizzlies 97
		1/21/08	W	Grizzlies 104	Chicago 90

SEASON	W-L	DATE	RESULT	HOME	VISITOR
2006-07	1-1	3/17/07	W	Grizzlies 104	Chicago 103
		1/13/07	L	Chicago 111	Grizzlies 66
2005-06	1-1	1/7/06	L	Chicago 111	Grizzlies 82
		12/23/05	W	Grizzlies 95	Chicago 77
2004-05	0-2	3/28/05	L	Chicago 94	Grizzlies 86
		12/15/04	L	Grizzlies 88	Chicago 96
2003-04	2-0	2/21/04	W	Chicago 98	Grizzlies 105
		1/15/04	W	Grizzlies 108	Chicago 93
2002-03	1-1	3/12/03	W	Grizzlies 124	Chicago 95
		11/16/02	L	Chicago 111	Grizzlies 93
2001-02	1-1	1/26/02	L	Chicago 95	Grizzlies 92
		12/26/01	W	Grizzlies 107	Chicago 85
2000-01	1-1	2/24/01	L	Chicago 90	Grizzlies 75
		2/3/01	W	Grizzlies 91	Chicago 84
1999-00	2-0	2/22/00	W	Chicago 81	Grizzlies 85
		2/4/00	W	Grizzlies 101	Chicago 76
1998-99	0-1	4/4/99	L	Chicago 88	Grizzlies 87
1997-98	0-2	3/20/98	L	Chicago 98	Grizzlies 92
		1/27/98	L	Grizzlies 85	Chicago 103
1996-97	0-2	1/28/97	L	Grizzlies 96	Chicago 111
		11/5/96	L	Chicago 96	Grizzlies 73
1995-96	0-2	1/24/96	L	Chicago 104	Grizzlies 84
		11/30/95	L	Grizzlies 88	Chicago 94

INTRO

PLAYERS

EXECUTIVE

B-BALL OPS

BUSINESS OPS

MEDIA

HISTORY

PLAYOFFS

REVIEW

OPPONENTS

NBA

FEDERFORUM

AT A GLANCE



# CLEVELAND CAVALIERS



## EASTERN CONFERENCE CENTRAL DIVISION

**Home Court:** Rocket Mortgage Fieldhouse – 19,432 (1994)

**Office:** One Center Court, Cleveland, OH 44115

**Phone:** (216) 420-2000 **Website:** cavs.com

**Chairman:** Dan Gilbert

**General Manager:** Koby Altman

**Assistant General Manager:** Mike Gansey

**Head Coach:** John Beilein

**Associate Head Coach:** J.B. Bickerstaff

**Assistant Coaches:** Antonio Lang, Dan Geriot, Lindsay Gottlieb

**Director of Player Development and Assistant Coach:** Mike Gerrity

**Head Video Coordinator/Player Development:** Dan Vincent

**Head Athletic Trainer:** Steve Spiro

**CEO:** Len Komoroski

**Communications Staff:** Tad Carper, B.J. Evans, Jeff Schaefer, Cherome Owens, Alyssa Dombrowski, Phyllis Salem

**Television:** Fox Sports Ohio. John Michael, Austin Carr, Angel Gray

**Radio (English):** WTAM (1100 AM). Tim Alcorn, Jim Chones, Mike Snyder

**Radio (Spanish):** LA MEGA (87.7 FM). Rafael Hernandez Brito

**Team Colors:** Wine, Gold

## GRIZZLIES STREAKS

**Overall:** 16-29 (1-L)

**Home:** 12-11 (1-W) **Road:** 4-18 (3-L)

## 2019-20 SCHEDULE

Fri, Dec. 20, 2019 at Cleveland

Fri, Jan. 17, 2020 at Memphis

## LAST WIN/LOSS

	DATE	SCORE
Last Home Win	12/26/18	95-87
Last Home Loss	2/23/18	89-112
Last Road Win	3/7/16	106-103
Last Road Loss	2/23/19	107-112

## BIGGEST WIN/WORST LOSS

	DATE	SCORE	MARGIN
Biggest Win	3/19/03	128-101	27
Worst Loss	10/28/15	76-106	30

## 2018-19 SEASON SERIES STATISTICS

### MEMPHIS VS. CLEVELAND

PLAYER	G-GS	MIN	FG-FGA	PCT	3FG-FGA	PCT	FT-FTA	PCT	OFF	DEF	TOT	AST	PF-QD	STL	TO	BLK	PTS	AVG	HI
Gasol	1-1	35	6-13	.462	1-4	.250	7-7	1.000	1	8	9	6	3-0	1	1	3	20	20.0	20
Conley	2-2	63	11-28	.393	0-8	.000	11-11	1.000	0	7	7	10	2-0	5	5	0	33	16.5	18
Anderson	1-1	35	5-6	.833	1-1	1.000	4-5	.800	0	3	3	3	2-0	3	0	2	15	15.0	15
Valanciunas	1-1	30	11-19	.579	1-1	1.000	2-3	.667	5	6	11	1	4-0	0	2	2	25	25.0	25
Jackson	1-1	28	5-10	.500	0-1	.000	1-2	.500	0	2	2	1	2-0	1	3	1	11	11.0	11
Temple	1-1	31	4-7	.571	3-5	.600	0-0	---	1	4	5	0	1-0	0	0	1	11	11.0	11
Holiday	1-1	26	4-7	.571	2-4	.500	0-0	---	1	1	2	1	2-0	1	0	0	10	10.0	10
Noah	2-0	34	7-10	.700	0-0	---	7-13	.538	5	6	11	6	4-0	1	2	2	21	10.5	16
Wright	1-0	32	6-14	.429	1-3	.333	2-2	1.000	1	6	7	3	2-0	0	1	1	15	15.0	15
Rabb	1-1	23	4-7	.571	0-2	.000	0-0	---	2	1	3	4	4-0	0	0	0	8	8.0	8
Green	1-0	21	3-7	.429	0-3	.000	0-0	---	0	4	4	0	0-0	0	1	2	6	6.0	6
Mack	1-0	18	2-3	.667	0-1	.000	2-2	1.000	0	1	1	2	2-0	0	0	0	6	6.0	6
Bradley	1-1	19	1-5	.200	0-2	.000	2-3	.667	0	1	1	2	4-0	0	2	0	4	4.0	4
Caboclo	1-0	19	2-5	.400	0-3	.000	0-0	---	2	0	2	0	1-0	0	1	1	4	4.0	4
Parsons	1-0	18	1-7	.143	0-4	.000	2-2	1.000	0	5	5	1	0-0	0	1	0	4	4.0	4
Selden	1-0	12	2-5	.400	0-1	.000	0-0	---	0	2	2	0	2-0	0	0	3	4	4.0	4
Miles	1-0	19	1-6	.167	1-3	.333	0-0	---	0	0	0	0	1-0	2	1	0	3	3.0	3
D. Brooks	1-0	15	1-3	.333	0-1	.000	0-2	.000	0	2	2	0	1-0	0	1	0	2	2.0	2
GRIZZLIES	2	480	76-162	.469	10-47	.213	40-52	.769	18	59	77	40	37-0	14	25	15	202	101.0	107

### CLEVELAND VS. MEMPHIS

PLAYER	G-GS	MIN	FG-FGA	PCT	3FG-FGA	PCT	FT-FTA	PCT	OFF	DEF	TOT	AST	PF-QD	STL	TO	BLK	PTS	AVG	HI
Love	1-1	26	9-15	.600	6-9	.667	8-8	1.000	1	11	12	0	4-0	1	3	1	32	32.0	32
Sexton	2-2	62	14-31	.452	4-8	.500	4-4	1.000	3	8	11	11	5-0	3	6	0	36	18.0	20
Clarkson	2-0	53	12-30	.400	5-13	.385	0-0	---	3	3	6	3	0-0	3	5	1	29	14.5	24
Zizic	2-2	51	8-15	.533	0-0	---	8-9	.889	6	12	18	3	6-0	0	4	0	24	12.0	18
Osman	2-2	63	8-19	.421	3-9	.333	2-3	.667	0	11	11	2	4-0	0	4	0	21	10.5	11
Burks	1-1	29	2-9	.222	2-3	.667	1-2	.500	0	5	5	2	1-0	1	1	1	7	7.0	7
Dellavedova	2-0	41	4-12	.333	1-6	.167	3-4	.750	0	5	5	9	3-0	1	5	0	12	6.0	10
Frye	1-0	17	2-9	.222	2-7	.286	0-0	---	1	1	2	0	0-0	1	3	0	6	6.0	6
Blossomgame	1-0	19	2-5	.400	1-2	.500	0-0	---	3	1	4	1	2-0	0	0	0	5	5.0	5
Jones	1-0	13	2-4	.500	0-2	.000	1-2	.500	1	2	3	0	3-0	1	0	0	5	5.0	5
Nance	2-1	54	4-14	.286	0-2	.000	2-4	.500	11	6	17	5	8-0	2	1	0	10	5.0	6
Stauskas	1-0	5	0-2	.000	0-1	.000	0-0	---	0	1	1	0	0-0	0	0	0	0	0.0	0
Chriss	1-0	11	2-8	.250	1-5	.200	1-2	.500	2	4	6	1	5-0	0	1	1	6	6.0	6
Nwaba	1-0	17	1-3	.333	0-1	.000	0-0	---	1	1	2	2	3-0	1	0	0	2	2.0	2
Knight	1-1	19	2-5	.400	0-3	.000	0-0	---	1	1	2	5	3-0	1	1	0	4	4.0	4
CAVALIERS	2	480	72-181	.398	25-71	.352	30-38	.789	33	72	105	44	47-0	15	36	4	199	99.5	112





## ALL-TIME SERIES

SEASON	W-L	DATE	RESULT	HOME	VISITOR	SEASON	W-L	DATE	RESULT	HOME	VISITOR
2018-19	1-1	2/23/19	L	Cleveland 112	Grizzlies 107	2006-07	0-2	3/14/07	L	Grizzlies 96	Cleveland 118
		12/26/19	W	Grizzlies 95	Cleveland 87			11/21/06	L	Cleveland 97	Grizzlies 94
2017-18	0-2	2/23/18	L	Grizzlies 89	Cleveland 112	2005-06	1-1	11/11/05	L	Cleveland 89	Grizzlies 70
		12/2/17	L	Cleveland 116	Grizzlies 111			11/5/05	W	Grizzlies 113	Cleveland 106
2016-17	1-1	12/14/16	W	Grizzlies 93	Cleveland 85	2004-05	0-2	1/26/05	L	Cleveland 114	Grizzlies 111
	1-1	12/13/16	L	Cleveland 103	Grizzlies 86			12/13/04	L	Grizzlies 86	Cleveland 92
2015-16	1-1	3/7/16	W	Cleveland 103	Grizzlies 106	2003-04	2-0	4/7/04	W	Grizzlies 92	Cleveland 74
		10/28/15	L	Grizzlies 76	Cleveland 106			11/29/03 (2ot)W		Cleveland 115	Grizzlies 122
2014-15	0-2	3/25/15	L	Grizzlies 89	Cleveland 111	2002-03	2-0	3/19/03	W	Grizzlies 128	Cleveland 101
		12/21/14	L	Cleveland 105	Grizzlies 91			3/8/03	W	Cleveland 89	Grizzlies 115
2013-14	1-1	3/1/14	W	Grizzlies 110	Cleveland 96	2001-02	1-1	11/21/01	L	Cleveland 101	Grizzlies 94
		2/9/14 (ot)	L	Cleveland 91	Grizzlies 83			11/17/01	W	Grizzlies 98	Cleveland 93
2012-13	2-0	3/8/13	W	Cleveland 92	Grizzlies 103	2000-01	1-1	3/22/01	L	Cleveland 109	Grizzlies 95
		11/26/12	W	Grizzlies 84	Cleveland 78			1/13/01	W	Grizzlies 119	Cleveland 107
2011-12	1-0	4/23/12	W	Grizzlies 109	Cleveland 101	1999-00	0-2	2/21/00	L	Cleveland 109	Grizzlies 108
2010-11	1-1	2/4/11	W	Grizzlies 112	Cleveland 105			1/14/00	L	Grizzlies 80	Cleveland 82
		11/27/10	L	Cleveland 92	Grizzlies 86	1998-99	---	No games			
2009-10	1-1	2/2/10	L	Cleveland 105	Grizzlies 89	1997-98	0-2	2/25/98	L	Cleveland 106	Grizzlies 101
		12/8/09 (ot)	W	Grizzlies 111	Cleveland 109			12/5/97	L	Grizzlies 98	Cleveland 107
2008-09	0-2	2/24/09	L	Cleveland 94	Grizzlies 79	1996-97	0-2	2/23/97	L	Grizzlies 84	Cleveland 91
		1/13/09	L	Grizzlies 87	Cleveland 102			11/8/96	L	Cleveland 88	Grizzlies 72
2007-08	0-2	2/24/08	L	Cleveland 109	Grizzlies 89	1995-96	0-2	3/24/96	L	Cleveland 90	Grizzlies 85
		1/15/08 (ot)	L	Grizzlies 124	Cleveland 132			1/18/96	L	Grizzlies 90	Cleveland 98

INTRO

PLAYERS

EXECUTIVE

B-BALL OPS

BUSINESS OPS

MEDIA

HISTORY

PLAYOFFS

REVIEW

OPPONENTS

NBA

FEDERATION

AT A GLANCE



# DALLAS MAVERICKS



## WESTERN CONFERENCE SOUTHWEST DIVISION

**Home Court:** American Airlines Center – 19,200 (2001)

**Office:** 2500 Victory Avenue, Dallas, TX 75219

**Phone:** (214) 747-6287 **Website:** mavs.com

**Owner:** Mark Cuban

**Chief Executive Officer:** Cymt Marshall

**President of Basketball Operations/General Manager:** Don Nelson

**Assistant General Manager:** Keith Grant

**VP of Basketball Operations:** Michael Finley

**Head Coach:** Rick Carlisle

**Assistant Coaches:** Stephen Silas, Jamahl Mosley, Darrell Armstrong, Mike Weiner

**Player Development Coach:** God Shammgod

**Head Athletic Trainer:** Dionne Calhoun

**Communications Staff:** Sarah Melton, Scott Tomlin, Alan Rakowski, Erin Finegold

**Television:** Fox Sports Southwest, Mark Followill, Derek Harper, Jeff Wade

**Radio (English):** ESPN Radio (103.3 FM), Chuck Cooperstein, Brad Davis

**Radio (Spanish):** KFLC Univision (1270 AM), Victor Villalba

**Team Colors:** Mavs Blue, Silver, White, Black

## GRIZZLIES STREAKS

**Overall:** 29-65 (1-L)

**Home:** 17-30 (1-L)

**Road:** 12-35 (2-L)

## 2019-20 SCHEDULE

Sat, Nov. 9, 2019 at Memphis

Wed, Feb. 5, 2020 at Dallas

Fri, March 6, 2020 at Dallas

Fri, April 3, 2020 at Memphis

## LAST WIN/LOSS

	DATE	SCORE
<b>Last Home Win</b>	11/19/18	98-88
<b>Last Home Loss</b>	4/7/19	127-129 (ot)
<b>Last Road Win</b>	4/5/19	122-112
<b>Last Road Loss</b>	3/10/18	80-114

## BIGGEST WIN/WORST LOSS

	DATE	SCORE	MARGIN
<b>Biggest Win</b>	3/2/19	111-81	30
<b>Worst Loss</b>	1/25/01	83-120	37

## 2018-19 SEASON SERIES STATISTICS

### MEMPHIS VS. DALLAS

PLAYER	G-GS	MIN	FG-FGA	PCT	3FG-FGA	PCT	FT-FTA	PCT	OFF	DEF	TOT	AST	PF-DQ	STL	TO	BLK	PTS	AVG	HI
Conley	2-2	58	13-28	.464	8-14	.571	6-7	.857	0	6	6	9	5-0	2	4	0	40	20.0	28
Valanciunas	1-1	28	8-9	.889	0-0	---	4-6	.667	0	10	10	4	3-0	1	2	0	20	20.0	20
Gasol	1-1	37	6-16	.375	0-5	.000	5-6	.833	0	15	15	4	3-0	1	1	4	17	17.0	17
Holiday	3-3	77	17-33	.515	9-17	.529	7-7	1.000	1	5	6	4	6-0	5	4	1	50	16.7	30
Wright	3-2	107	20-43	.465	3-13	.231	7-9	.778	1	28	29	28	10-0	2	4	2	50	16.7	26
Jackson	1-1	36	6-13	.462	0-3	.000	1-1	1.000	0	3	3	2	3-0	2	2	4	13	13.0	13
Zeller	2-0	44	9-15	.600	0-0	---	7-8	.875	5	3	8	0	8-0	1	0	1	25	12.5	15
Green	1-0	15	5-8	.625	2-4	.500	0-0	---	3	6	9	2	2-0	0	2	1	12	12.0	12
Noah	1-0	17	4-7	.571	0-1	.000	4-5	.800	1	7	8	5	1-0	0	2	2	12	12.0	12
Temple	1-1	33	3-3	1.000	2-2	1.000	4-4	1.000	0	2	2	5	5-0	0	0	0	12	12.0	12
Carter	3-0	48	11-22	.500	9-15	.600	4-5	.800	1	7	8	3	5-0	1	3	2	35	11.7	15
Bradley	1-1	32	5-12	.417	3-6	.500	2-2	1.000	1	4	5	5	3-0	0	0	0	15	15.0	15
Miles	1-0	26	4-8	.500	3-6	.500	1-1	1.000	0	2	2	4	5-0	0	0	0	12	12.0	12
Rabb	3-2	71	12-22	.545	0-1	.000	8-10	.800	5	9	14	5	4-0	1	1	0	32	10.7	14
Caboclo	3-3	103	10-27	.370	8-19	.421	3-4	.750	8	26	34	14	7-0	0	6	3	31	10.3	13
Dorsey	3-2	70	12-31	.387	6-19	.316	3-4	.750	2	10	12	4	4-0	0	4	0	33	11.0	17
Parsons	3-0	65	9-28	.321	6-16	.375	2-2	1.000	1	10	11	11	7-0	2	3	1	26	8.7	11
Anderson	1-1	33	4-6	.667	0-1	.000	0-0	---	0	4	4	5	1-0	2	0	2	8	8.0	8
Mack	1-0	18	1-3	.333	1-1	1.000	0-0	---	1	1	2	3	2-0	0	0	0	3	3.0	3
Selden	1-0	16	1-4	.250	0-2	.000	1-1	1.000	0	1	1	1	2-0	1	3	0	3	3.0	3
Washburn	2-0	27	2-4	.500	1-3	.333	0-0	---	0	3	3	2	2-0	1	1	0	5	2.5	5
M. Brooks	1-0	11	1-6	.167	0-1	.000	0-0	---	1	3	4	0	1-0	0	2	0	2	2.0	2
Watanabe	1-0	6	1-1	1.000	0-0	---	0-0	---	0	2	2	1	1-0	1	1	0	2	2.0	2
Casspi	1-0	5	0-2	.000	0-0	---	0-0	---	0	0	0	0	1-0	0	2	0	0	0.0	0
<b>GRIZZLIES</b>	<b>4</b>	<b>985</b>	<b>164-351</b>	<b>.467</b>	<b>611-149</b>	<b>.409</b>	<b>69-82</b>	<b>.841</b>	<b>31</b>	<b>167</b>	<b>198</b>	<b>121</b>	<b>91-0</b>	<b>23</b>	<b>50</b>	<b>23</b>	<b>458</b>	<b>114.5</b>	<b>127</b>

### DALLAS VS. MEMPHIS

PLAYER	G-GS	MIN	FG-FGA	PCT	3FG-FGA	PCT	FT-FTA	PCT	OFF	DEF	TOT	AST	PF-DQ	STL	TO	BLK	PTS	AVG	HI
Smith	1-1	31	6-15	.400	3-6	.500	4-5	.800	0	3	3	5	3-0	2	3	0	19	19.0	19
Donicic	2-2	63	13-34	.382	4-17	.235	7-12	.583	1	13	14	5	3-0	2	5	3	37	18.5	22
Jordan	1-1	38	6-12	.500	0-0	---	5-6	.833	5	15	20	2	1-0	0	2	0	17	17.0	17
Hardaway	1-1	21	3-10	.300	2-7	.286	2-2	1.000	0	1	1	1	3-0	0	1	0	10	10.0	10
Burke	3-1	71	14-29	.483	2-11	.182	11-12	.917	1	1	2	10	5-0	1	2	0	41	13.7	24
Powell	2-2	53	11-17	.647	1-2	.500	5-8	.625	3	9	12	5	8-0	3	2	0	28	14.0	15
Macon	2-0	54	7-16	.438	5-10	.500	4-7	.571	1	8	9	3	3-0	0	3	0	23	11.5	12
Mejri	3-0	64	12-24	.500	4-9	.444	5-10	.500	5	14	19	10	5-0	1	4	7	33	11.0	19
Finney-Smith	4-1	104	16-39	.410	6-21	.286	5-5	1.000	6	14	20	6	11-0	3	3	2	43	10.8	16
Barnes	1-1	37	3-14	.214	1-7	.143	3-4	.750	0	1	1	1	3-0	0	1	0	10	10.0	10
Jackson	3-2	62	14-28	.500	6-12	.500	5-6	.833	3	4	7	4	3-0	2	0	0	39	13.0	19
Lee	3-2	60	10-22	.455	3-9	.333	0-0	---	2	5	7	8	4-0	4	1	1	23	7.7	21
Brunson	3-2	77	8-27	.296	0-8	.000	6-6	1.000	3	7	10	16	9-0	3	1	0	22	7.3	12
Nowitzki	3-3	60	8-27	.296	3-13	.231	2-2	1.000	1	18	19	3	6-0	0	0	1	21	7.0	12
Broekhoff	4-0	54	6-16	.375	3-9	.333	4-6	.667	3	9	12	3	3-0	0	1	0	19	4.8	9
Harris	4-0	76	3-20	.150	2-12	.167	7-12	.583	1	10	11	9	5-0	2	3	1	15	3.8	5
Kleber	3-1	60	2-17	.118	1-7	.143	5-6	.833	7	5	12	2	3-0	2	2	3	10	3.3	6
<b>MAVERICKS</b>	<b>4</b>	<b>985</b>	<b>142-367</b>	<b>.387</b>	<b>46-160</b>	<b>.288</b>	<b>80-109</b>	<b>.734</b>	<b>42</b>	<b>137</b>	<b>179</b>	<b>93</b>	<b>78-0</b>	<b>25</b>	<b>37</b>	<b>18</b>	<b>410</b>	<b>102.5</b>	<b>129</b>



## ALL-TIME SERIES

SEASON	W-L	DATE	RESULT	HOME	VISITOR	SEASON	W-L	DATE	RESULT	HOME	VISITOR
2018-19		4/7/19 (ot)	L	Grizzlies 127	Dallas 129	2006-07	0-4	2/7/07	L	Dallas 113	Grizzlies 97
		4/5/19	W	Dallas 112	Grizzlies 122			1/31/07	L	Grizzlies 94	Dallas 95
		3/2/19	W	Dallas 81	Grizzlies 111			11/18/06	L	Dallas 89	Grizzlies 84
		11/19/18	W	Grizzlies 98	Dallas 88			11/17/06	L	Grizzlies 103	Dallas 115
2017-18	1-3	3/10/18	L	Dallas 114	Grizzlies 80	2005-06	1-3	2/23/06	L	Dallas 97	Grizzlies 87
		11/22/17	L	Grizzlies 94	Dallas 95			2/1/06	L	Grizzlies 80	Dallas 81
		10/26/17	W	Grizzlies 96	Dallas 91			12/9/05	L	Grizzlies 83	Dallas 90
		10/25/17	L	Dallas 103	Grizzlies 94			11/26/05	W	Dallas 92	Grizzlies 112
2016-17	2-2	4/12/17	L	Grizzlies 93	Dallas 100	2004-05	0-4	4/20/05	L	Grizzlies 88	Dallas 108
		3/31/17	W	Grizzlies 99	Dallas 90			4/11/05	L	Dallas 110	Grizzlies 89
		3/3/17	L	Dallas 104	Grizzlies 100			11/27/04	L	Grizzlies 85	Dallas 98
		11/18/16	W	Dallas 64	Grizzlies 80			11/6/04	L	Dallas 112	Grizzlies 88
2015-16	1-3	4/8/16	L	Dallas 103	Grizzlies 93	2003-04	2-2	4/13/04	L	Dallas 110	Grizzlies 103
		2/6/16 (ot)	L	Grizzlies 110	Dallas 114			2/17/04	W	Grizzlies 109	Dallas 92
		12/18/15	L	Dallas 97	Grizzlies 88			12/27/03	L	Dallas 104	Grizzlies 98
		11/24/15	W	Grizzlies 110	Dallas 96			11/15/03 (ot)	W	Grizzlies 108	Dallas 101
2014-15	3-1	3/20/15	W	Dallas 101	Grizzlies 112	2002-03	0-4	3/1/03	L	Dallas 114	Grizzlies 87
		1/27/15	W	Dallas 90	Grizzlies 109			2/14/03	L	Grizzlies 103	Dallas 110
		1/19/15	L	Grizzlies 95	Dallas 103			12/14/02	L	Dallas 104	Grizzlies 87
		12/9/14	W	Grizzlies 114	Dallas 105			10/30/02	L	Grizzlies 108	Dallas 119
2013-14	1-3	4/16/14 (ot)	W	Grizzlies 106	Dallas 105.....	2001-02	0-4	3/23/02	L	Dallas 111	Grizzlies 100
		2/5/14	L	Grizzlies 96	Dallas 110			2/26/02	L	Dallas 104	Grizzlies 91
		12/18/13	L	Dallas 105	Grizzlies 91			1/17/02	L	Grizzlies 97	Dallas 108
		11/2/13	L	Dallas 111	Grizzlies 99			11/4/01	L	Grizzlies 85	Dallas 94
2012-13	3-1	4/15/13	W	Dallas 97	Grizzlies 103	2000-01	1-3	2/27/01	L	Grizzlies 112	Dallas 116
		2/27/13	W	Grizzlies 90	Dallas 84			1/25/01	L	Dallas 120	Grizzlies 83
		1/12/13	L	Dallas 104	Grizzlies 83			11/18/00	L	Grizzlies 88	Dallas 91
		12/21/12	W	Grizzlies 92	Dallas 82			11/8/00	W	Dallas 74	Grizzlies 101
2011-12	2-1	4/7/12	W	Grizzlies 94	Dallas 89	1999-00	1-3	4/16/00	L	Dallas 114	Grizzlies 106
		4/4/12	L	Dallas 95	Grizzlies 85			4/2/00	L	Grizzlies 86	Dallas 100
		2/29/12	W	Grizzlies 96	Dallas 85			2/6/00 (ot)	L	Grizzlies 99	Dallas 103
								12/7/99	W	Dallas 95	Grizzlies 104
2010-11	3-1	3/6/11	W	Dallas 103	Grizzlies 104	1998-99	1-2	4/27/99	L	Dallas 84	Grizzlies 75
		1/15/11	W	Grizzlies 89	Dallas 70			3/13/99	L	Dallas 91	Grizzlies 74
		11/10/10	L	Grizzlies 91	Dallas 106			2/14/99	W	Grizzlies 96	Dallas 92
		10/29/10	W	Dallas 90	Grizzlies 91						
2009-10	1-3	4/7/10	L	Dallas 110	Grizzlies 84	1997-98	0-4	3/31/98	L	Grizzlies 101	Dallas 104
		3/31/10 (ot)	L	Grizzlies 102	Dallas 106			2/2/98	L	Dallas 104	Grizzlies 90
		12/26/09	L	Dallas 106	Grizzlies 101			11/4/97	L	Dallas 92	Grizzlies 87
		12/4/09	W	Grizzlies 98	Dallas 82			10/31/97	L	Grizzlies 88	Dallas 90
2008-09	2-2	4/3/09	W	Grizzlies 107	Dallas 102	1996-97	1-3	4/12/97	W	Dallas 85	Grizzlies 96
		1/4/09	W	Grizzlies 102	Dallas 82			2/17/97	L	Grizzlies 95	Dallas 100
		12/23/08	L	Dallas 100	Grizzlies 82			12/19/96	L	Grizzlies 98	Dallas 105
		11/21/08	L	Dallas 91	Grizzlies 76			12/7/96	L	Dallas 96	Grizzlies 85
2007-08	0-4	2/22/08	L	Grizzlies 83	Dallas 98	1995-96	0-4	3/1/96	L	Grizzlies 111	Dallas 119
		2/8/08	L	Dallas 92	Grizzlies 81			12/28/95 (2ot)	L	Dallas 103	Grizzlies 101
		1/28/08	L	Grizzlies 84	Dallas 103			11/13/95	L	Grizzlies 89	Dallas 94
		11/17/07	L	Dallas 108	Grizzlies 105			11/7/95	L	Dallas 99	Grizzlies 88

INTRO

PLAYERS

EXECUTIVE

B-BALL OPS

BUSINESS OPS

MEDIA

HISTORY

PLAYOFFS

REVIEW

OPPONENTS

NBA

FEDERFORUM

AT A GLANCE



# DENVER NUGGETS



## WESTERN CONFERENCE NORTHWEST DIVISION

**Home Court:** Pepsi Center - 19,520 (1999)  
**Office:** 1000 Chopper Circle, Denver, CO 80204  
**Phone:** (303) 405-1100  
**Website:** nuggets.com

**Owner:** E. Stanley Kroenke

**President and Governor:** Josh Kroenke

**President of Basketball Operations:** Tim Connelly

**General Manager:** Arturas Karnisovas

**Assistant General Manager:** Calvin Booth

**Head Coach:** Michael Malone

**Assistant Coaches:** Wes Unseld Jr., David Adelman, Jordi Fernandez, Ryan Bowen, Charles Klasky, John Beckett

**Head Athletic Trainer:** Dan Shimensky

**Head Strength and Conditioning Coach:** Felipe Eichenberger

**Media Relations Staff:** Nick O'Hayre, Cody Wise, Steven Blevins

**Television:** Altitude Sports & Entertainment. Chris Marlowe, Scott Hastings, Chris Dempsey, Vic Lombardi, Katy Winge

**Radio:** Altitude Radio Network. Jason Kosmicki

**Team Colors:** Navy Blue, Red, Gold, White

## GRIZZLIES STREAKS

**Overall:** 35-54 (2-L)

**Home:** 26-19 (1-L) **Road:** 9-35 (3-L)

## 2019-20 SCHEDULE

Sun, Nov. 17, 2019 at Memphis

Sat, Dec. 28, 2019 at Denver

Tue, Jan. 28, 2020 at Memphis

Tue, April 7, 2020 at Denver

## LAST WIN/LOSS

	DATE	SCORE
<b>Last Home Win</b>	11/7/18	89-87
<b>Last Home Loss</b>	1/28/19	92-95
<b>Last Road Win</b>	2/26/17	105-98
<b>Last Road Loss</b>	12/10/18	99-105

## BIGGEST WIN/WORST LOSS

	DATE	SCORE	MARGIN
<b>Biggest Win</b>	1/29/15	96-69	30
<b>Worst Loss</b>	1/3/15	85-114	29

## 2018-19 SEASON SERIES STATISTICS

### MEMPHIS VS. DENVER

PLAYER	G-GS	MIN	FG-FGA	PCT	3FG-FGA	PCT	FT-FTA	PCT	OFF	DEF	TOT	AST	PF-QD	STL	TO	BLK	PTS	AVG	HI
Gasol	3-3	105	19-38	.500	4-11	.364	13-15	.867	4	19	23	13	10-0	2	12	5	55	18.3	28
Conley	3-3	105	15-39	.385	5-19	.263	11-13	.846	0	8	8	25	4-0	4	6	0	46	15.3	23
Green	1-0	26	4-10	.400	1-4	.250	4-4	1.000	4	6	10	0	0-0	0	2	1	13	13.0	13
Casspi	1-0	19	5-7	.714	1-2	.500	1-2	.500	1	5	6	2	1-0	0	3	0	12	12.0	12
Holiday	1-1	40	3-9	.333	2-6	.333	1-1	1.000	0	2	2	1	2-0	0	1	0	9	9.0	9
Jackson	3-3	78	14-32	.438	2-9	.222	4-6	.667	6	11	17	1	9-1	7	6	6	34	11.3	20
Anderson	3-3	91	13-27	.481	2-4	.500	4-6	.667	2	11	13	7	9-0	4	8	2	32	10.7	14
M.Brooks	2-0	18	8-11	.727	1-2	.500	0-0	---	1	0	1	0	1-0	0	1	0	17	8.5	9
Mack	3-0	61	8-16	.500	5-8	.625	2-2	1.000	1	4	5	12	6-0	0	4	0	23	7.7	14
Temple	2-2	64	4-10	.400	1-6	.167	3-4	.750	0	5	5	2	7-0	0	2	0	12	6.0	7
Noah	2-0	43	5-7	.714	0-0	---	1-2	.500	2	9	11	2	5-0	2	2	3	11	5.5	7
Caboclo	1-0	23	1-6	.167	1-6	.167	2-2	1.000	1	4	5	0	3-0	0	0	0	5	5.0	5
Selden	1-0	15	1-2	.500	1-2	.500	2-2	1.000	0	1	1	1	2-0	0	0	0	5	5.0	5
D. Brooks	1-0	21	1-5	.200	0-1	.000	2-2	1.000	1	2	3	1	1-0	0	2	1	4	4.0	4
Rabb	2-0	10	1-3	.333	0-0	---	0-0	---	0	2	2	0	3-0	0	1	0	2	1.0	2
<b>GRIZZLIES</b>	<b>3</b>	<b>720</b>	<b>102-222</b>	<b>.459</b>	<b>26-80</b>	<b>.325</b>	<b>50-61</b>	<b>.820</b>	<b>23</b>	<b>89</b>	<b>112</b>	<b>67</b>	<b>63-1</b>	<b>19</b>	<b>52</b>	<b>18</b>	<b>280</b>	<b>93.3</b>	<b>99</b>

### DENVER VS. MEMPHIS

PLAYER	G-GS	MIN	FG-FGA	PCT	3FG-FGA	PCT	FT-FTA	PCT	OFF	DEF	TOT	AST	PF-QD	STL	TO	BLK	PTS	AVG	HI
Barton	1-1	36	9-15	.600	2-6	.333	0-0	---	2	3	5	2	1-0	1	2	0	20	20.0	20
Jokic	3-3	99	19-35	.543	2-11	.182	15-16	.938	5	19	24	13	11-0	9	13	0	55	18.3	27
G. Harris	2-2	64	10-27	.370	3-10	.300	8-9	.889	2	4	6	5	5-0	0	5	0	31	15.5	20
Murray	2-2	73	12-31	.387	3-13	.231	4-6	.667	2	2	4	12	5-0	5	4	2	31	15.5	16
Morris	3-0	79	16-30	.533	5-12	.417	0-0	---	0	10	10	9	1-0	2	2	0	37	12.3	20
Plumlee	3-1	76	10-19	.526	0-0	---	6-8	.750	11	12	23	4	10-0	3	7	3	26	8.7	12
Beasley	3-0	46	10-21	.476	4-13	.308	1-2	.500	0	3	3	6	3-0	1	0	0	25	8.3	18
Lyles	3-0	64	10-25	.400	2-12	.167	3-4	.750	2	15	17	1	3-0	3	4	0	25	8.3	16
Craig	3-3	65	7-18	.389	2-9	.222	1-2	.500	4	3	7	3	7-0	4	0	2	17	5.7	7
Hernangomez	3-1	67	4-10	.400	2-8	.250	4-5	.800	4	7	11	1	4-0	0	3	3	14	4.7	7
Millisap	2-2	49	1-12	.083	0-2	.000	4-4	1.000	1	7	8	2	6-0	2	4	1	6	3.0	4
Lydon	1-0	2	0-0	---	0-0	---	0-0	---	0	0	0	0	1-0	0	0	0	0	0.0	0
Welsh	1-0	0	0-0	---	0-0	---	0-0	---	0	0	0	0	0-0	0	0	0	0	0.0	0
<b>NUGGETS</b>	<b>3</b>	<b>720</b>	<b>108-243</b>	<b>.444</b>	<b>25-96</b>	<b>.260</b>	<b>46-56</b>	<b>.821</b>	<b>33</b>	<b>85</b>	<b>118</b>	<b>58</b>	<b>57-0</b>	<b>30</b>	<b>48</b>	<b>11</b>	<b>287</b>	<b>95.7</b>	<b>105</b>



## ALL-TIME SERIES

SEASON	W-L	DATE	RESULT	HOME	VISITOR
2018-19	1-2	1/28/19	L	Grizzlies 92	Denver 95
		12/10/18	L	Denver 105	Grizzlies 99
		11/7/18	W	Grizzlies 89	Denver 87
2017-18	1-3	3/17/18	W	Grizzlies 101	Denver 94
		3/2/18	L	Grizzlies 102	Denver 108
		1/12/18	L	Denver 87	Grizzlies 78
		11/24/17	L	Denver 104	Grizzlies 92
2016-17	3-0	2/26/17	W	Denver 98	Grizzlies 105
		2/1/17	W	Denver 99	Grizzlies 119
		11/8/16	W	Grizzlies 108	Denver 107
2015-16	3-1	3/30/16	L	Grizzlies 105	Denver 109
		2/29/16	W	Denver 96	Grizzlies 103
		1/21/16	W	Denver 101	Grizzlies 102
		1/8/16	W	Grizzlies 91	Denver 84
2014-15	2-1	3/16/15	W	Grizzlies 92	Denver 81
		1/29/15	W	Grizzlies 99	Denver 69
		1/3/15	L	Denver 114	Grizzlies 85
2013-14	3-1	4/4/14	W	Grizzlies 100	Denver 92
		3/31/14	W	Denver 92	Grizzlies 94
		1/3/14	L	Denver 111	Grizzlies 108
		12/28/13	W	Grizzlies 120	Denver 99
2012-13	1-3	3/15/13	L	Denver 87	Grizzlies 80
		12/29/12	W	Grizzlies 81	Denver 72
		12/14/12	L	Denver 99	Grizzlies 94
		11/19/12	L	Grizzlies 92	Denver 97
2011-12	3-0	3/11/12	W	Denver 91	Grizzlies 94
		2/17/12	W	Grizzlies 103	Denver 102
		1/31/12 (ot)	W	Grizzlies 100	Denver 97
2010-11	1-2	2/22/11	L	Denver 120	Grizzlies 107
		2/13/11	W	Grizzlies 116	Denver 108
		12/5/10	L	Denver 108	Grizzlies 107
2009-10	1-3	4/12/10	L	Denver 123	Grizzlies 101
		3/13/10	L	Grizzlies 108	Denver 125
		12/20/09	W	Grizzlies 102	Denver 96
		11/1/09	L	Denver 133	Grizzlies 123
2008-09	0-3	3/18/09	L	Grizzlies 109	Denver 111
		1/27/09	L	Grizzlies 85	Denver 100
		11/9/08	L	Denver 100	Grizzlies 90
2007-08	0-4	4/16/08	L	Denver 120	Grizzlies 111
		3/24/08	L	Grizzlies 106	Denver 120
		3/12/08	L	Denver 108	Grizzlies 86
		1/30/08	L	Grizzlies 102	Denver 106
2006-07	2-2	4/14/07	W	Grizzlies 133	Denver 118
		2/26/07	L	Grizzlies 107	Denver 111
		1/22/07	L	Denver 115	Grizzlies 98
		11/28/06	W	Denver 96	Grizzlies 108

SEASON	W-L	DATE	RESULT	HOME	VISITOR
2005-06	1-2	3/17/06	W	Grizzlies 116	Denver 102
		3/6/06	L	Denver 115	Grizzlies 101
		11/20/05	L	Denver 99	Grizzlies 83
2004-05	0-4	4/15/05	L	Denver 111	Grizzlies 102
		4/5/05	L	Grizzlies 91	Denver 94
		2/25/05 (ot)	L	Grizzlies 94	Denver 97
		1/21/05	L	Denver 92	Grizzlies 82
2003-04	2-2	2/23/04	W	Grizzlies 109	Denver 106
		2/9/04	L	Denver 86	Grizzlies 83
		1/25/04	W	Grizzlies 106	Denver 88
2002-03	2-2	12/22/03	L	Denver 106	Grizzlies 99
		3/5/03	W	Grizzlies 96	Denver 86
		2/2/03	L	Denver 93	Grizzlies 78
2001-02	1-3	12/11/02	W	Grizzlies 96	Denver 93
		11/9/02	L	Denver 84	Grizzlies 73
		4/9/02	W	Grizzlies 97	Denver 86
		3/1/02	L	Denver 96	Grizzlies 83
2000-01	0-4	2/14/02	L	Grizzlies 85	Denver 100
		12/13/01	L	Denver 89	Grizzlies 86
		4/7/01	L	Denver 98	Grizzlies 97
		1/17/01	L	Denver 121	Grizzlies 97
1999-00	2-2	1/9/01	L	Grizzlies 105	Denver 112
		11/20/00	L	Grizzlies 92	Denver 95
		1/24/00	L	Denver 110	Grizzlies 98
		12/26/99	L	Denver 109	Grizzlies 86
1998-99	1-3	12/23/99	W	Grizzlies 93	Denver 91
		11/6/99	W	Grizzlies 109	Denver 94
		4/7/99	L	Grizzlies 84	Denver 87
		3/30/99	W	Grizzlies 101	Denver 87
1997-98	3-1	3/15/99	L	Denver 110	Grizzlies 84
		2/28/99	L	Denver 116	Grizzlies 112
		3/12/98	L	Denver 98	Grizzlies 93
		1/20/98	W	Grizzlies 88	Denver 77
1996-97	1-3	11/21/97	W	Grizzlies 99	Denver 96
		11/18/97	W	Denver 87	Grizzlies 100
		3/21/97	W	Grizzlies 108	Denver 101
		1/25/97	L	Grizzlies 82	Denver 83
1995-96	1-3	1/22/97	L	Denver 94	Grizzlies 84
		12/20/96	L	Denver 108	Grizzlies 93
		4/19/96	W	Denver 78	Grizzlies 92
		3/28/96	L	Grizzlies 88	Denver 92
		3/2/96	L	Denver 108	Grizzlies 82
		1/10/96	L	Grizzlies 85	Denver 91

INTRO

PLAYERS

EXECUTIVE

B-BALL OPS

BUSINESS OPS

MEDIA

HISTORY

PLAYOFFS

REVIEW

OPPONENTS

NBA

FEDERFORUM

AT A GLANCE





# DETROIT PISTONS



## EASTERN CONFERENCE CENTRAL DIVISION

**Home Court:** Little Caesars Arena – 20,491 (2017)

**Office:** 2643 Park Avenue, Detroit, MI 48201

**Phone:** (313) 747-8667

**Website:** pistons.com

**Owner:** Tom Gores

**Vice Chairman:** Arn Tellem

**Senior Advisor to Owner Tom Gores:** Ed Stefanski

**Associate General Manager:** Pat Garrity

**Assistant General Manager:** Malik Rose

**Director of Player Personnel:** Gregg Polinsky

**Chief of Staff:** Andrew Loomis

**Head Coach:** Dwane Casey

**Assistant Coaches:** Sidney Lowe, Sean Sweeney, Micah Nori

**Assistant Coach/Director of Player Development:** Tim Grgurich

**Medical Director:** Bernard Condevaux

**Athletic Trainer:** Jim Scholler

**Public Relations Staff:** Kevin Grigg, Cletus Lewis, Josh Schur

**Television:** Fox Sports Detroit. George Blaha, Greg Kelsner

**Radio:** 97.1 The Ticket. Mark Champion, Rick Mahorn, George Blaha

**Team Colors:** Red, White, Blue

## GRIZZLIES STREAKS

**Overall:** 20-26 (2-L)

**Home:** 10-13 (1-L)

**Road:** 10-13 (2-L)

## 2019-20 SCHEDULE

Fri, Jan. 24, 2020 at Detroit

Mon, Feb. 3, 2020 at Memphis

## LAST WIN/LOSS

	DATE	SCORE
Last Home Win	4/8/18	130-117
Last Home Loss	1/2/19	94-101
Last Road Win	12/21/16	98-86
Last Road Loss	4/9/19	91-100

## BIGGEST WIN/WORST LOSS

	DATE	SCORE	MARGIN
Biggest Win	1/5/14	112-84	28
Worst Loss	12/21/07	67-94	27

## 2018-19 SEASON SERIES STATISTICS

### MEMPHIS VS. DETROIT

PLAYER	G-GS	MIN	FG-FGA	PCT	3FG-FGA	PCT	FT-FTA	PCT	OFF	DEF	TOT	AST	PF-DQ	STL	TO	BLK	PTS	AVG	HI
Jackson	1-1	35	8-11	.727	2-2	1.000	8-8	1.000	3	7	10	2	6-1	0	2	0	26	26.0	26
Anderson	1-1	31	7-9	.778	0-0	---	1-2	.500	1	4	5	1	2-0	0	2	1	15	15.0	15
Caboclo	1-1	27	6-13	.462	2-6	.333	1-1	1.000	0	3	3	2	5-0	1	1	2	15	15.0	15
D. Brooks	1-0	18	6-10	.600	0-2	.000	2-2	1.000	1	3	4	1	4-0	0	1	0	14	14.0	14
Zeller	1-1	19	4-7	.571	0-0	---	5-6	.833	1	5	6	3	6-1	0	3	2	13	13.0	13
Holiday	1-1	36	3-8	.375	2-5	.400	0-0	---	1	3	4	2	1-0	1	2	2	8	8.0	8
Gasol	1-1	30	4-10	.400	1-3	.333	2-2	1.000	1	6	7	3	3-0	0	2	2	11	11.0	11
Carter	1-0	19	3-4	.750	3-4	.750	0-0	---	1	2	3	2	2-0	0	0	0	9	9.0	9
Parsons	1-0	29	3-8	.375	1-2	.500	2-2	1.000	0	2	2	3	2-0	0	5	0	9	9.0	9
Rabb	1-0	29	4-6	.667	0-0	---	1-2	.500	2	8	10	2	5-0	1	3	0	9	9.0	9
Green	1-0	24	4-8	.500	0-3	.000	0-0	---	1	6	7	3	3-0	0	1	0	8	8.0	8
Mack	1-0	23	3-10	.300	0-3	.000	2-2	1.000	1	3	4	6	2-0	0	0	0	8	8.0	8
Wright	1-1	37	4-10	.400	0-2	.000	7-8	.875	1	8	9	2	1-0	1	3	0	15	15.0	15
Dorsey	1-1	32	5-12	.417	1-4	.250	1-2	.500	1	3	4	3	1-0	0	4	0	12	12.0	12
Temple	1-1	37	2-8	.250	1-4	.250	2-3	.667	0	1	1	3	1-0	2	0	1	7	7.0	7
Selden	1-0	5	2-2	1.000	0-0	---	1-2	.500	0	1	1	0	0-0	0	0	0	5	5.0	5
Washburn	1-0	12	1-1	1.000	1-1	1.000	0-0	---	0	2	2	0	1-0	0	0	0	3	3.0	3
Casspi	1-0	5	0-2	.000	0-0	---	0-0	---	0	1	1	0	0-0	0	0	0	0	0.0	0
Conley	1-1	28	0-8	.000	0-1	.000	0-0	---	0	3	3	1	0-0	0	3	0	0	0.0	0
Noah	1-0	4	0-0	---	0-0	---	0-0	---	0	1	1	1	1-0	0	0	1	0	0.0	0
GRIZZLIES	2	480	69-147	.469	14-42	.333	35-42	.833	15	72	87	40	46-2	6	34	11	187	93.5	94

### DETROIT VS. MEMPHIS

PLAYER	G-GS	MIN	FG-FGA	PCT	3FG-FGA	PCT	FT-FTA	PCT	OFF	DEF	TOT	AST	PF-DQ	STL	TO	BLK	PTS	AVG	HI
Smith	1-0	26	9-15	.600	1-5	.200	3-5	.600	0	3	3	4	3-0	0	1	0	22	22.0	22
Drummond	2-2	77	10-24	.417	0-0	---	11-17	.647	9	18	27	3	7-0	7	4	4	31	15.5	20
Griffin	2-2	57	13-28	.464	3-10	.300	2-5	.400	1	9	10	8	5-0	3	0	1	31	15.5	26
Jackson	2-2	54	11-27	.407	6-13	.462	0-0	---	0	8	8	10	2-0	2	6	2	28	14.0	16
Kennard	2-0	56	9-22	.409	7-14	.500	3-6	.500	0	7	7	3	2-0	0	2	0	28	14.0	15
Bullock	1-1	28	4-8	.500	3-7	.429	2-2	1.000	1	0	1	3	2-0	0	0	0	13	13.0	13
Galloway	2-0	45	6-16	.375	4-11	.364	2-2	1.000	2	1	3	1	2-0	3	0	0	18	9.0	11
Brown	2-2	39	5-9	.556	1-4	.250	0-0	---	3	5	8	4	7-0	1	0	0	11	5.5	8
Ellington	1-1	38	1-11	.091	0-7	.000	5-5	1.000	0	2	2	2	2-0	2	1	0	7	7.0	7
Calderson	1-0	17	1-1	1.000	1-1	1.000	0-0	---	0	0	0	1	2-0	0	1	0	3	3.0	3
Johnson	1-0	6	1-3	.333	0-1	.000	1-2	.500	0	1	1	0	1-0	0	0	0	3	3.0	3
Pachulia	1-0	7	1-4	.250	0-0	---	1-2	.500	4	2	6	0	1-0	1	0	0	3	3.0	3
Lewer	1-0	14	0-1	.000	0-1	.000	2-2	1.000	1	4	5	0	1-0	0	1	0	2	2.0	2
Maker	1-0	8	0-0	---	0-0	---	0-0	---	0	0	0	0	1-0	0	0	0	0	0.0	0
Robinson	1-0	10	0-2	.000	0-0	---	1-2	.500	0	1	1	0	0-0	1	0	0	1	1.0	1
PISTONS	2	480	71-171	.415	26-74	.351	33-50	.660	21	61	82	39	38-0	20	19	7	201	100.5	101



## ALL-TIME SERIES

SEASON	W-L	DATE	RESULT	HOME	VISITOR
2018-19	0-2	4/9/19 1/2/19	L L	Detroit 100 Grizzlies 94	Grizzlies 93 Detroit 101
2017-18	1-1	4/8/18 2/1/18	W L	Grizzlies 130 Detroit 104	Detroit 117 Grizzlies 102
2016-17	1-1	4/9/17 12/21/16	L W	Grizzlies 90 Detroit 86	Detroit 103 Grizzlies 98
2015-16	2-0	1/14/16 12/9/15	W W	Grizzlies 103 Detroit 92	Detroit 101 Grizzlies 93
2014-15	1-1	3/17/15 11/15/14	L W	Detroit 105 Grizzlies 95	Grizzlies 95 Detroit 88
2013-14	2-0	1/5/14 11/1/13 (ot)	W W	Detroit 84 Grizzlies 111	Grizzlies 112 Detroit 108
2012-13	2-0	2/19/13 11/30/12	W W	Detroit 91 Grizzlies 90	Grizzlies 105 Detroit 78
2011-12	2-0	3/3/12 1/20/12	W W	Grizzlies 100 Detroit 81	Detroit 83 Grizzlies 98
2010-11	2-0	1/12/11 11/24/10	W W	Detroit 99 Grizzlies 105	Grizzlies 107 Detroit 84
2009-10	1-1	1/27/10 10/28/09	W L	Detroit 93 Grizzlies 74	Grizzlies 99 Detroit 96
2008-09	1-1	3/15/09 1/19/09	W L	Detroit 84 Grizzlies 79	Grizzlies 89 Detroit 87
2007-08	0-2	12/21/07 12/11/07	L L	Detroit 94 Grizzlies 103	Grizzlies 67 Detroit 113

SEASON	W-L	DATE	RESULT	HOME	VISITOR
2006-07	0-2	3/3/07 11/4/06	L L	Grizzlies 89 Detroit 95	Detroit 92 Grizzlies 86
2005-06	0-2	1/27/06 12/19/05 (2ot)	L L	Detroit 95 Grizzlies 104	Grizzlies 89 Detroit 106
2004-05	2-0	1/6/05 12/11/04	W W	Detroit 79 Grizzlies 72	Grizzlies 101 Detroit 68
2003-04	0-2	1/31/04 11/19/03	L L	Detroit 80 Grizzlies 92	Grizzlies 78 Detroit 99
2002-03	0-2	4/13/03 (ot) 11/1/02	L L	Grizzlies 107 Detroit 109	Detroit 110 Grizzlies 86
2001-02	0-2	11/24/01 11/1/01	L L	Detroit 91 Grizzlies 80	Grizzlies 84 Detroit 90
2000-01	1-1	12/5/00 11/24/00	W L	Grizzlies 91 Detroit 118	Detroit 83 Grizzlies 96
1999-00	0-2	3/19/00 3/10/00	L L	Grizzlies 99 Detroit 111	Detroit 101 Grizzlies 97
1998-99	---	No games			
1997-98	2-0	11/30/97 11/9/97	W W	Detroit 95 Grizzlies 104	Grizzlies 97 Detroit 96
1996-97	0-2	1/15/97 11/27/96	L L	Grizzlies 79 Detroit 87	Detroit 103 Grizzlies 78
1995-96	0-2	3/26/96 12/7/95	L L	Detroit 86 Grizzlies 84	Grizzlies 75 Detroit 93

INTRO

PLAYERS

EXECUTIVE

B-BALL OPS

BUSINESS OPS

MEDIA

HISTORY

PLAYOFFS

REVIEW

OPPONENTS

NBA

FEDERFORUM

AT A GLANCE



# GOLDEN STATE WARRIORS



## WESTERN CONFERENCE PACIFIC DIVISION

**Home Court:** Chase Center – 18,064 (2019)  
**Office:** 1 Warriors Way, San Francisco, CA 94158  
**Phone:** (415) 388-0100  
**Website:** warriors.com

**Co-Executive Chairman & CEO:** Joe Lacob  
**Co-Executive Chairman:** Peter Guber  
**President and COO:** Rick Welts  
**President of Basketball Operations/General Manager:** Bob Myers  
**Executive Vice President, Basketball Operations:** Kirk Lacob  
**Director of Player Personnel/Assistant General Manager:** Larry Harris  
**Assistant General Manager:** Mike Dunleavy Jr.  
**Head Coach:** Steve Kerr  
**Assistant Coaches:** Mike Brown, Jarron Collins, Bruce Fraser, Ron Adams  
**Assistant Coach/Director of Player Development:** Chris DeMarco  
**Player Development Coaches:** Aaron Miles, Theo Robertson, Luke Loucks, Seth Cooper  
**Head Athletic Trainer:** Drew Yoder  
**PR Staff:** Raymond Ridder, Brett Winkler, Michael Ravina, Darryl Arata, Cole Lawrence  
**Television:** NBC Sports Bay Area. Bob Fitzgerald, Keleenna Azubuike, Kerith Burke  
**Radio:** KGMZ-FM (95.7 The Game). Tim Roye, Jim Barnett  
**Team Colors:** Warriors Royal Blue, California Golden Yellow, White

## GRIZZLIES STREAKS

**Overall:** 42-47 (2-L)  
**Home:** 25-20 (1-W)    **Road:** 17-27 (5-L)

## 2019-20 SCHEDULE

Tue, Nov. 19, 2019 at Memphis  
 Mon, Dec. 9, 2019 at Golden State  
 Sun, Jan. 12, 2020 at Memphis

## LAST WIN/LOSS

	DATE	SCORE
<b>Last Home Win</b>	10/21/17	111-101
<b>Last Home Loss</b>	2/10/17	107-122
<b>Last Road Win</b>	1/6/17	128-119 (ot)
<b>Last Road Loss</b>	12/30/17	128-141

## BIGGEST WIN/WORST LOSS

	DATE	SCORE	MARGIN
<b>Biggest Win</b>	11/12/04	96-67	29
<b>Worst Loss</b>	11/2/15	69-119	50

## 2018-19 SEASON SERIES STATISTICS

### MEMPHIS VS. GOLDEN STATE

PLAYER	G-GS	MIN	FG-FGA	PCT	3FG-FGA	PCT	FT-FTA	PCT	OFF	DEF	TOT	AST	PF-DQ	STL	TO	BLK	PTS	AVG	HI
Casspi	1-0	21	8-10	.800	2-4	.500	2-2	1.000	0	6	6	2	0-0	0	1	1	20	20.0	20
Cabocelo	2-2	67	15-27	.556	6-10	.600	2-2	1.000	8	9	17	5	4-0	2	2	2	38	19.0	21
D. Brooks	1-0	24	6-13	.462	2-4	.500	4-4	1.000	0	1	1	1	2-0	1	1	0	18	18.0	18
Conley	2-2	63	10-22	.455	3-12	.250	8-11	.727	0	2	2	13	1-0	0	4	1	31	15.5	22
Valanciunas	1-1	32	12-25	.480	0-0	---	3-5	.600	3	10	13	2	5-0	0	3	2	27	27.0	27
Holiday	2-2	64	11-26	.423	8-17	.471	1-3	.333	1	7	8	1	3-0	5	2	0	31	15.5	22
Dorsey	2-2	58	10-21	.476	3-11	.273	3-3	1.000	5	5	10	5	3-0	1	0	0	26	13.0	18
Parsons	1-0	25	5-9	.556	1-3	.333	2-2	1.000	0	5	5	1	2-0	2	3	0	13	13.0	13
Temple	2-2	53	11-22	.500	3-9	.333	1-2	.500	0	2	2	2	4-0	4	2	2	26	13.0	13
Carter	3-0	52	12-28	.429	9-17	.529	4-4	1.000	3	6	9	4	5-0	2	3	0	37	12.3	32
Gasol	2-2	55	7-11	.636	1-3	.333	8-8	1.000	0	16	16	15	6-0	1	3	0	23	11.5	15
Mack	2-1	49	8-16	.500	3-6	.500	4-6	.667	1	4	5	7	3-0	1	2	1	23	11.5	15
Anderson	2-2	53	7-14	.500	0-2	.000	4-4	1.000	1	8	9	6	4-0	4	2	0	18	9.0	14
Jackson	2-2	55	7-22	.318	0-4	.000	4-8	.500	2	8	10	4	5-0	0	2	5	18	9.0	15
Wright	2-1	62	5-17	.294	3-7	.429	5-6	.833	4	9	13	16	3-0	6	4	0	18	9.0	13
Zeller	1-0	19	3-6	.500	0-0	---	2-4	.500	3	1	4	0	2-0	0	1	0	8	8.0	8
M. Brooks	2-0	35	5-12	.417	2-6	.333	2-2	1.000	1	1	2	2	4-0	0	4	0	14	7.0	8
Washburn	2-0	31	4-11	.364	0-4	.000	0-0	---	3	7	10	1	3-0	3	1	0	8	4.0	8
Rabb	4-1	59	7-20	.350	0-3	.000	0-0	---	3	11	14	8	8-0	0	4	1	14	3.5	6
Selden	2-0	23	3-10	.300	1-3	.333	0-0	---	0	3	3	3	2-0	0	0	1	7	3.5	7
Green	1-0	23	1-6	.167	0-1	.000	1-2	.500	0	4	4	1	3-0	2	1	1	3	3.0	3
Watanabe	2-0	23	3-10	.300	0-3	.000	0-0	---	2	3	5	0	2-0	0	0	0	6	3.0	4
Noah	1-0	15	1-2	.500	0-0	---	0-0	---	0	3	3	3	2-0	0	1	0	2	2.0	2
<b>GRIZZLIES</b>	<b>4</b>	<b>960</b>	<b>161-360</b>	<b>.447</b>	<b>47-129</b>	<b>.364</b>	<b>60-78</b>	<b>.769</b>	<b>40</b>	<b>131</b>	<b>171</b>	<b>102</b>	<b>76-0</b>	<b>34</b>	<b>47</b>	<b>17</b>	<b>429</b>	<b>107.3</b>	<b>132</b>

### GOLDEN STATE VS. MEMPHIS

PLAYER	G-GS	MIN	FG-FGA	PCT	3FG-FGA	PCT	FT-FTA	PCT	OFF	DEF	TOT	AST	PF-DQ	STL	TO	BLK	PTS	AVG	HI
Durant	4-4	119	33-49	.673	2-7	.286	26-26	1.000	1	17	18	22	3-0	4	4	2	94	23.5	28
Curry	3-3	100	19-53	.358	12-27	.444	17-18	.944	2	20	22	15	7-0	4	9	2	67	22.3	28
Thompson	4-4	116	30-56	.536	10-23	.435	5-6	.833	2	7	9	11	5-0	5	1	2	75	18.8	27
Cousins	1-1	32	7-15	.467	1-3	.333	1-1	1.000	1	8	9	6	4-0	3	3	3	16	16.0	16
Derrickson	1-0	8	4-5	.800	4-4	1.000	1-1	1.000	1	1	2	0	0-0	0	0	0	13	13.0	13
Cook	4-1	70	11-25	.440	9-13	.692	1-1	1.000	1	13	14	7	6-0	0	5	0	32	8.0	13
Jerebeko	4-0	65	10-19	.526	5-9	.556	4-4	1.000	2	10	12	7	9-0	1	3	2	29	7.3	16
Bell	3-1	61	9-17	.529	0-0	---	3-5	.600	3	11	14	3	7-0	1	2	4	21	7.0	15
Looney	4-1	61	12-20	.600	0-0	---	2-3	.667	7	9	16	5	10-0	0	2	1	26	6.5	9
Iguodala	3-0	60	7-16	.438	4-9	.444	1-2	.500	3	5	8	7	1-0	2	4	0	19	6.3	10
McKinnie	4-0	62	11-19	.579	2-7	.286	0-1	.000	3	5	8	4	9-0	0	1	0	24	6.0	14
Lee	2-0	27	4-11	.364	1-4	.250	1-1	1.000	1	4	5	2	3-0	0	1	0	10	5.0	10
Livingston	2-0	29	5-9	.556	0-0	---	0-0	---	0	4	4	5	2-0	0	1	0	10	5.0	8
Green	3-3	80	4-16	.250	1-5	.200	5-6	.833	0	18	18	13	5-0	4	8	3	14	4.7	8
Jones	1-1	11	0-0	---	0-0	---	4-4	1.000	0	2	2	1	5-0	1	1	0	4	4.0	4
Evans	3-0	35	3-11	.273	2-5	.400	0-0	---	1	3	4	4	3-0	0	1	0	8	2.7	8
Bogut	2-1	24	0-1	.000	0-0	---	0-0	---	1	7	8	2	1-0	1	5	2	0	0.0	0
<b>WARRIORS</b>	<b>4</b>	<b>960</b>	<b>169-342</b>	<b>.494</b>	<b>53-116</b>	<b>.457</b>	<b>71-79</b>	<b>.899</b>	<b>29</b>	<b>144</b>	<b>173</b>	<b>114</b>	<b>80-0</b>	<b>26</b>	<b>51</b>	<b>21</b>	<b>462</b>	<b>115.5</b>	<b>118</b>



## ALL-TIME SERIES

SEASON	W-L	DATE	RESULT	HOME	VISITOR
2018-19	1-3	4/10/19	W	Grizzlies 132	Golden St 117
		3/27/19	L	Grizzlies 103	Golden St 118
		12/17/18	L	Golden St 110	Grizzlies 93
		11/5/18	L	Golden St 117	Grizzlies 101
2017-18	1-2	12/30/17	L	Golden St 141	Grizzlies 128
		12/20/17	L	Golden St 97	Grizzlies 84
		10/21/17	W	Grizzlies 111	Golden St 101
2016-17	2-2	4/26/17	L	Golden St 106	Grizzlies 94
		2/10/17	L	Grizzlies 107	Golden St 122
		1/6/17 (ot)	W	Golden St 119	Grizzlies 128
		12/10/16	W	Grizzlies 110	Golden St 89
2015-16	0-4	4/13/16	L	Golden St 125	Grizzlies 104
		4/9/16	L	Grizzlies 99	Golden St 100
		11/11/15	L	Grizzlies 84	Golden St 100
		11/2/15	L	Golden St 119	Grizzlies 69
2014-15	1-2	4/13/15	L	Golden St 111	Grizzlies 107
		3/27/15	L	Grizzlies 84	Golden St 107
		12/16/14	W	Grizzlies 105	Golden St 98
2013-14	2-2	3/28/14	L	Golden St 100	Grizzlies 93
		12/7/13	L	Grizzlies 82	Golden St 108
		11/20/13 (ot)	W	Golden St 81	Grizzlies 88
		11/9/13	W	Grizzlies 108	Golden St 90
2012-13	3-0	2/8/13	W	Grizzlies 99	Golden St 93
		1/9/13	W	Golden St 87	Grizzlies 94
		11/2/12	W	Golden St 94	Grizzlies 104
2011-12	4-0	4/3/12	W	Grizzlies 98	Golden St 94
		3/7/12	W	Golden St 92	Grizzlies 110
		2/18/12	W	Grizzlies 104	Golden St 103
		1/23/12	W	Golden St 90	Grizzlies 91
2010-11	2-1	3/30/11	W	Grizzlies 110	Golden St 91
		11/26/10	W	Grizzlies 116	Golden St 111
		11/3/10	L	Golden St 115	Grizzlies 109
2009-10	2-2	3/24/10	L	Golden St 128	Grizzlies 110
		3/20/10	W	Grizzlies 123	Golden St 107
		12/22/09	W	Grizzlies 121	Golden St 108
		11/4/09	L	Golden St 113	Grizzlies 105
2008-09	3-0	3/30/09	W	Golden St 109	Grizzlies 114
		11/7/08	W	Golden St 104	Grizzlies 109
		11/3/08	W	Grizzlies 90	Golden St 79
2007-08	0-4	4/4/08	L	Grizzlies 86	Golden St 117
		3/15/08	L	Golden St 110	Grizzlies 107
		1/11/08	L	Golden St 116	Grizzlies 104
		12/17/07	L	Grizzlies 117	Golden St 125
2006-07	1-3	4/6/07	L	Grizzlies 104	Golden St 116
		4/1/07	L	Golden St 122	Grizzlies 117
		2/21/07 (ot)	L	Golden St 118	Grizzlies 115
		1/3/07	W	Grizzlies 144	Golden St 135

SEASON	W-L	DATE	RESULT	HOME	VISITOR
2005-06	3-0	4/4/06	W	Grizzlies 100	Golden St 75
		2/13/06	W	Golden St 79	Grizzlies 81
		1/3/06	W	Grizzlies 104	Golden St 94
2004-05	3-1	3/1/05	W	Grizzlies 99	Golden St 97
		12/22/04	L	Golden St 109	Grizzlies 99
		11/20/04	W	Golden St 87	Grizzlies 100
		11/12/04	W	Grizzlies 96	Golden St 67
2003-04	3-1	3/7/04	W	Golden St 85	Grizzlies 95
		2/25/04	L	Grizzlies 92	Golden St 99
		2/2/04	W	Grizzlies 106	Golden St 101
		1/12/04 (ot)	W	Golden St 113	Grizzlies 115
2002-03	2-2	2/3/03	L	Golden St 101	Grizzlies 91
		1/13/03	W	Golden St 108	Grizzlies 110
		12/16/02	W	Grizzlies 104	Golden St 91
		11/11/02	L	Grizzlies 101	Golden St 108
2001-02	1-3	3/30/02	W	Grizzlies 105	Golden St 99
		1/23/02	L	Golden St 107	Grizzlies 95
		12/15/01	L	Golden St 93	Grizzlies 84
		11/12/01	L	Grizzlies 79	Golden St 86
2000-01	3-1	4/18/01	W	Golden St 81	Grizzlies 95
		2/16/01	W	Golden St 79	Grizzlies 92
		2/15/01	W	Grizzlies 99	Golden St 89
		12/30/00	L	Grizzlies 101	Golden St 102
1999-00	1-3	4/11/00	L	Golden St 109	Grizzlies 97
		3/21/00	W	Grizzlies 98	Golden St 82
		2/2/00	L	Golden St 101	Grizzlies 95
		11/12/99	L	Grizzlies 93	Golden St 103
1998-99	0-3	5/3/99	L	Grizzlies 83	Golden St 91
		4/18/99	L	Grizzlies 85	Golden St 90
		3/9/99	L	Golden St 92	Grizzlies 82
1997-98	3-1	4/18/98	L	Golden St 112	Grizzlies 100
		1/24/98	W	Grizzlies 107	Golden St 96
		1/23/98	W	Golden St 80	Grizzlies 88
		12/12/97	W	Grizzlies 95	Golden St 88
1996-97	1-3	1/27/97	L	Golden St 122	Grizzlies 97
		1/9/97	L	Grizzlies 86	Golden St 102
		1/8/97	W	Golden St 95	Grizzlies 109
		11/3/96	L	Grizzlies 95	Golden St 105
1995-96	0-4	3/5/96	L	Golden St 110	Grizzlies 78
		1/12/96	L	Grizzlies 95	Golden St 104
		1/9/96	L	Golden St 109	Grizzlies 103
		12/16/95	L	Grizzlies 85	Golden St 116

INTRO

PLAYERS

EXECUTIVE

B-BALL OPS

BUSINESS OPS

MEDIA

HISTORY

PLAYOFFS

REVIEW

OPPONENTS

NBA

FEDERATION

AT A GLANCE



# HOUSTON ROCKETS



## WESTERN CONFERENCE SOUTHWEST DIVISION

**Home Court:** Toyota Center – 18,055 (2003)

**Office:** 1510 Polk Street, Houston, TX 77002

**Phone:** (713) 758-7200

**Website:** rockets.com

**Owner:** Tilman J. Fertitta

**Chief Executive Officer:** Tad Brown

**General Manager:** Daryl Morey

**Head Coach:** Mike D'Antoni

**Assistant Coaches:** Elston Turner, Brett Gunning, Matt Brase

**Senior Vice President of Basketball Operations:** Keith Jones

**Head Athletic Trainer:** Jason Biles

**Media Relations Staff:** Tracey Hughes, Sean McCloskey, Tomorrow Huff

**Television:** AT&T SportsNet, Bill Worrell, Matt Bullard, Clyde Drexler, Craig Ackerman

**Radio (English):** SportsTalk 790 (KBME 790AM); NewsRadio 740 (KTRH 740 AM).  
Craig Ackerman, Matt Thomas

**Radio (Spanish):** La Ranchera (KEYH 850 AM; KNTX 101.7 FM). Adrian Chavarria

**Team Colors:** Red, Black, Silver, White

## GRIZZLIES STREAKS

**Overall:** 36-60 (1-W)

**Home:** 25-23 (1-W)

**Road:** 11-37 (3-L)

## 2019-20 SCHEDULE

Mon, Nov. 4, 2019 at Memphis

Tue, Jan. 14, 2020 at Memphis

Wed, Feb. 26, 2020 at Houston

Wed, April 15, 2020 at Houston

## LAST WIN/LOSS

	DATE	SCORE
<b>Last Home Win</b>	3/20/19	126-125 (ot)
<b>Last Home Loss</b>	12/15/18	97-105
<b>Last Road Win</b>	10/23/17	98-90
<b>Last Road Loss</b>	1/14/19	94-112

## BIGGEST WIN/WORST LOSS

	DATE	SCORE	MARGIN
<b>Biggest Win</b>	11/17/14	119-93	26
<b>Worst Loss</b>	3/14/16	81-130	49

## 2018-19 SEASON SERIES STATISTICS

### MEMPHIS VS. HOUSTON

PLAYER	G-GS	MIN	FG-FGA	PCT	3FG-FGA	PCT	FT-FTA	PCT	OFF	DEF	TOT	AST	PF-QD	STL	TO	BLK	PTS	AVG	HI
Valanciunas	1-1	36	10-19	.526	0-2	.000	13-17	.765	9	6	15	1	2-0	0	5	0	33	33.0	33
Conley	4-4	149	32-68	.471	8-23	.348	18-19	.947	1	19	20	26	5-0	2	7	0	90	22.5	35
Anderson	1-1	39	9-13	.692	2-4	.500	0-6	.000	1	2	3	5	5-0	3	2	1	20	20.0	20
Caboclo	1-1	41	6-10	.600	1-5	.200	2-4	.500	2	5	7	3	1-0	0	2	0	15	15.0	15
Green	3-0	67	14-20	.700	4-5	.800	7-11	.636	3	13	16	8	12-0	2	5	1	39	13.0	17
Gasol	3-3	93	14-27	.519	2-5	.400	6-10	.600	4	24	28	12	7-0	5	12	2	36	12.0	17
Parsons	1-0	25	4-9	.444	3-7	.429	0-0	---	0	6	6	2	1-0	3	2	0	11	11.0	11
Temple	3-3	88	13-24	.542	4-13	.308	2-2	1.000	2	4	6	3	6-0	3	4	1	32	10.7	14
Wright	1-1	42	3-9	.333	1-4	.250	2-3	.667	1	2	3	4	3-0	2	4	0	9	9.0	9
Jackson	3-3	75	11-26	.423	1-6	.167	2-5	.400	1	14	15	4	12-0	2	3	6	25	8.3	12
Casspi	3-0	49	7-13	.538	2-4	.500	6-6	1.000	1	7	8	1	3-0	2	3	2	22	7.3	12
Holiday	2-1	53	2-11	.182	0-6	.000	5-6	.833	0	3	3	1	5-0	2	1	0	9	4.5	8
Carter	3-1	42	7-16	.438	3-10	.300	2-2	1.000	0	2	2	4	6-0	2	1	1	19	6.3	11
Dorsey	1-0	23	2-7	.286	2-6	.333	0-0	---	1	4	5	1	2-0	0	0	0	6	6.0	6
Mack	3-1	64	9-16	.563	0-1	.000	0-3	.000	2	3	5	11	3-0	1	2	0	18	6.0	10
Rabb	1-0	4	2-2	1.000	0-0	---	1-2	.500	0	0	0	0	0-0	0	0	0	5	5.0	5
M. Brooks	2-0	16	3-5	.600	1-1	1.000	0-0	---	1	2	3	2	3-0	1	1	0	7	3.5	7
Noah	4-0	44	4-10	.400	0-0	---	6-8	.750	5	15	20	6	11-0	1	7	1	14	3.5	9
D. Brooks	1-0	19	1-7	.143	0-3	.000	1-2	.500	2	0	2	1	4-0	1	3	0	3	3.0	3
Watanabe	1-0	4	1-2	.500	0-0	---	0-0	---	0	1	1	0	0-0	0	1	0	2	2.0	2
Seiden	2-0	13	1-3	.333	0-2	.000	1-2	.500	0	0	0	0	1-0	0	0	0	3	1.5	3
<b>GRIZZLIES</b>	<b>4</b>	<b>985</b>	<b>155-317</b>	<b>.489</b>	<b>34-107</b>	<b>.318</b>	<b>74-108</b>	<b>.685</b>	<b>36</b>	<b>132</b>	<b>168</b>	<b>95</b>	<b>92-0</b>	<b>32</b>	<b>66</b>	<b>15</b>	<b>418</b>	<b>104.5</b>	<b>126</b>

### HOUSTON VS. MEMPHIS

PLAYER	G-GS	MIN	FG-FGA	PCT	3FG-FGA	PCT	FT-FTA	PCT	OFF	DEF	TOT	AST	PF-QD	STL	TO	BLK	PTS	AVG	HI
Harden	4-4	161	52-105	.495	24-51	.471	61-70	.871	4	34	38	33	11-0	8	22	3	189	47.3	57
Capela	3-3	116	22-30	.733	0-0	---	15-19	.789	11	22	33	3	11-0	1	4	3	59	19.7	26
Green	4-0	89	19-38	.500	17-32	.531	3-3	1.000	1	12	13	2	10-0	2	5	3	58	14.5	18
Paul	2-2	78	9-27	.333	4-16	.250	6-6	1.000	2	6	8	17	6-0	3	4	0	28	14.0	18
Houise	4-2	121	14-31	.452	10-23	.435	2-2	1.000	6	6	12	2	10-0	1	6	1	40	10.0	16
Rivers	3-2	95	11-27	.407	5-13	.385	1-2	.500	0	1	1	7	13-0	4	4	1	28	9.3	12
Tucker	4-4	147	9-27	.333	8-21	.381	6-8	.750	3	23	26	7	15-0	6	3	1	32	8.0	14
Shumpert	1-1	23	2-4	.500	0-2	.000	0-0	---	0	2	2	1	1-0	2	0	0	4	4.0	4
Clark	2-0	36	3-4	.750	2-3	.667	0-0	---	0	5	5	0	4-0	2	1	1	8	4.0	8
Gordon	1-1	31	2-11	.182	0-8	.000	0-0	---	0	1	1	1	3-0	0	0	0	4	4.0	4
Hilario	4-1	43	2-11	.182	0-0	---	0-0	---	2	8	10	2	6-0	1	0	0	4	1.0	2
Knight	2-0	14	0-3	.000	0-3	.000	1-2	.500	0	1	1	2	2-0	1	0	0	1	0.5	1
Chriss	1-0	7	0-1	.000	0-1	.000	0-0	---	0	2	2	0	1-0	0	1	0	0	0.0	0
Ennis	1-0	16	0-0	---	0-0	---	0-0	---	0	1	1	0	0-0	1	0	0	0	0.0	0
Hartenstein	1-0	7	0-2	.000	0-1	.000	0-0	---	2	2	4	1	0-0	0	0	0	0	0.0	0
<b>ROCKETS</b>	<b>4</b>	<b>985</b>	<b>145-321</b>	<b>.452</b>	<b>70-174</b>	<b>.402</b>	<b>95-112</b>	<b>.848</b>	<b>31</b>	<b>126</b>	<b>157</b>	<b>78</b>	<b>94-0</b>	<b>32</b>	<b>56</b>	<b>13</b>	<b>455</b>	<b>113.8</b>	<b>125</b>



## ALL-TIME SERIES

SEASON	W-L	DATE	RESULT	HOME	VISITOR
2018-19	1-3	3/20/19 (ot)	W	Grizzlies 126	Houston 125
		1/14/19	L	Houston 112	Grizzlies 94
		12/31/18	L	Houston 113	Grizzlies 101
		12/15/18	L	Grizzlies 97	Houston 105
2017-18	2-2	11/18/17	L	Grizzlies 83	Houston 105
		11/11/17	L	Houston 111	Grizzlies 96
		10/28/17	W	Grizzlies 103	Houston 89
		10/23/17	W	Houston 90	Grizzlies 98
2016-17	2-2	3/4/17	L	Houston 123	Grizzlies 108
		1/21/17	L	Grizzlies 95	Houston 119
		1/13/17	W	Houston 105	Grizzlies 110
		12/23/16	W	Grizzlies 115	Houston 109
2015-16	2-2	3/14/16	L	Houston 130	Grizzlies 81
		1/12/16	L	Grizzlies 91	Houston 107
		11/25/15	W	Houston 93	Grizzlies 102
		11/20/15	W	Grizzlies 96	Houston 84
2014-15	2-2	3/4/15	W	Houston 100	Grizzlies 102
		12/26/14 (ot)	L	Grizzlies 111	Houston 117
		12/3/14	L	Houston 105	Grizzlies 96
		11/17/14	W	Grizzlies 119	Houston 93
2013-14	2-2	1/25/14	W	Grizzlies 99	Houston 81
		1/24/14	W	Houston 87	Grizzlies 88
		12/26/13	L	Houston 100	Grizzlies 92
		11/25/13	L	Grizzlies 86	Houston 93
2012-13	3-1	4/12/13	W	Houston 78	Grizzlies 82
		3/29/13	W	Grizzlies 103	Houston 94
		12/22/12	L	Houston 121	Grizzlies 96
		11/9/12	W	Grizzlies 93	Houston 85
2011-12	2-2	3/30/12	L	Houston 98	Grizzlies 89
		2/20/12	L	Houston 97	Grizzlies 93
		2/14/12	W	Grizzlies 93	Houston 83
		1/30/12	W	Grizzlies 113	Houston 93
2010-11	1-3	2/5/11 (ot)	L	Houston 95	Grizzlies 93
		1/21/11	W	Grizzlies 115	Houston 110
		12/17/10	L	Houston 103	Grizzlies 87
		12/3/10	L	Grizzlies 111	Houston 127
2009-10	0-4	4/6/10	L	Grizzlies 103	Houston 113
		3/17/10	L	Houston 107	Grizzlies 94
		2/5/10	L	Grizzlies 83	Houston 101
		11/11/09	L	Houston 104	Grizzlies 79
2008-09	2-2	3/8/09	L	Houston 93	Grizzlies 83
		2/4/09	W	Grizzlies 104	Houston 93
		12/8/08	W	Grizzlies 109	Houston 97
		10/29/08	L	Houston 82	Grizzlies 71
2007-08	1-3	2/29/08	L	Houston 116	Grizzlies 95
		12/28/07	L	Grizzlies 83	Houston 103
		12/5/07	L	Houston 105	Grizzlies 92
		11/13/07	W	Grizzlies 105	Houston 99

SEASON	W-L	DATE	RESULT	HOME	VISITOR
2006-07	0-4	2/6/07	L	Grizzlies 90	Houston 98
		12/31/06	L	Houston 111	Grizzlies 109
		11/25/06	L	Houston 85	Grizzlies 76
		11/7/06	L	Grizzlies 80	Houston 86
2005-06	4-0	4/15/06	W	Houston 81	Grizzlies 93
		1/30/06	W	Grizzlies 86	Houston 77
		12/3/05	W	Houston 75	Grizzlies 90
		11/25/05	W	Grizzlies 86	Houston 81
2004-05	1-3	4/13/05	L	Houston 100	Grizzlies 92
		1/17/05	W	Grizzlies 99	Houston 80
		11/9/04	L	Houston 90	Grizzlies 87
		11/5/04	L	Grizzlies 81	Houston 89
2003-04	3-1	3/26/04	W	Grizzlies 109	Houston 86
		3/13/04	L	Houston 88	Grizzlies 80
		1/19/04	W	Grizzlies 88	Houston 83
		11/1/03	W	Houston 71	Grizzlies 79
2002-03	1-3	4/15/03	L	Houston 97	Grizzlies 86
		2/22/03	L	Houston 93	Grizzlies 82
		1/27/03	L	Grizzlies 95	Houston 100
		12/13/02 (ot)	W	Grizzlies 114	Houston 109
2001-02	2-2	4/14/02	L	Houston 95	Grizzlies 98
		4/5/02	W	Grizzlies 99	Houston 81
		2/12/02	L	Houston 85	Grizzlies 78
		11/30/01	W	Grizzlies 102	Houston 85
2000-01	0-4	4/14/01	L	Grizzlies 95	Houston 100
		1/26/01	L	Houston 106	Grizzlies 89
		12/11/00	L	Grizzlies 75	Houston 82
		11/9/00	L	Houston 85	Grizzlies 78
1999-00	2-2	4/19/00	W	Houston 92	Grizzlies 96
		4/4/00	W	Grizzlies 102	Houston 100
		12/6/99	L	Houston 102	Grizzlies 99
		11/29/99 (ot)	L	Grizzlies 110	Houston 118
1998-99	0-4	4/14/99	L	Houston 102	Grizzlies 85
		3/11/99	L	Houston 102	Grizzlies 91
		3/6/99	L	Grizzlies 92	Houston 107
		2/27/99	L	Grizzlies 74	Houston 86
1997-98	1-3	2/12/98	L	Grizzlies 103	Houston 112
		2/3/98	L	Houston 110	Grizzlies 97
		12/16/97	L	Houston 118	Grizzlies 91
		12/14/97	W	Grizzlies 110	Houston 105
1996-97	1-3	4/10/97	L	Houston 102	Grizzlies 94
		4/6/97	L	Grizzlies 85	Houston 94
		2/11/97	L	Houston 106	Grizzlies 97
		12/17/96	W	Grizzlies 93	Houston 92
1995-96	0-4	4/9/96	L	Houston 90	Grizzlies 84
		3/10/96	L	Grizzlies 89	Houston 95
		12/26/95	L	Houston 100	Grizzlies 84
		12/13/95	L	Grizzlies 89	Houston 100

INTRO

PLAYERS

EXECUTIVE

B-BALL OPS

BUSINESS OPS

MEDIA

HISTORY

PLAYOFFS

REVIEW

OPPONENTS

NBA

FEDERFORUM

AT A GLANCE





# INDIANA PACERS



## EASTERN CONFERENCE CENTRAL DIVISION

**Home Court:** Bankers Life Fieldhouse – 17,923 (1999)  
**Office:** 125 S. Pennsylvania Street, Indianapolis, IN 46204  
**Phone:** (317) 917-2500  
**Website:** pacers.com

**Chairman, CEO and NBA Governor:** Herbert Simon

**Vice Chairman and Alternate NBA Governor:** Steve Simon

**Vice Chairman:** Jim Morris

**President of Basketball Operations:** Kevin Pritchard

**President/Chief Operating Officer:** Rick Fuson

**Executive Vice President/Chief Financial Officer:** Kevin Bower

**General Manager:** Chad Buchanan

**Senior Vice President of Basketball Operations:** Peter Dinwiddie

**Consultants, Basketball Operations:** Larry Bird, Donnie Walsh

**Head Coach:** Nate McMillan

**Assistant Coaches:** Bill Bayno, Dan Burke, Popeye Jones

**Senior Director of Medical Operations/Head Athletic Trainer:** Josh Corbell

**Communications Staff:** David Benner, Krissy Myers, Wes Kaminski

**Television:** Fox Sports Indiana. Quinn Buckner, Chris Denari, Jeremiah Johnson

**Radio:** 1070 The Fan/93.5 FM. Mark Boyle, Bob Leonard

**Team Colors:** Blue, Gold, Silver, White

## GRIZZLIES STREAKS

**Overall:** 18-28 (1-W)

**Home:** 13-11 (1-W) **Road:** 5-17 (3-L)

## 2019-20 SCHEDULE

Mon, Nov. 25, 2019 at Indiana

Mon, Dec. 2, 2019 at Memphis

## LAST WIN/LOSS

	DATE	SCORE
Last Home Win	1/26/19	106-103
Last Home Loss	11/15/17	113-116
Last Road Win	10/29/15	112-103
Last Road Loss	10/17/18	83-111

## BIGGEST WIN/WORST LOSS

	DATE	SCORE	MARGIN
Biggest Win	3/21/06	105-75	30
Worst Loss	12/4/96	80-127	47

## 2018-19 SEASON SERIES STATISTICS

### MEMPHIS VS. INDIANA

PLAYER	G-GS	MIN	FG-FGA	PCT	3FG-FGA	PCT	FT-FTA	PCT	OFF	DEF	TOT	AST	PF-DQ	STL	TO	BLK	PTS	AVG	HI
Holiday	1-1	39	5-11	.455	1-4	.250	5-6	.833	0	1	1	4	5-0	1	1	0	16	16.0	16
Conley	2-2	61	11-24	.458	4-11	.364	7-9	.778	2	4	6	14	3-0	3	5	0	33	16.5	22
Gasol	2-2	60	9-23	.391	5-9	.556	8-10	.800	2	11	13	7	3-0	4	1	1	31	15.5	18
Jackson	2-1	56	10-20	.500	0-3	.000	10-11	.909	4	7	11	3	5-0	4	1	1	30	15.0	20
Temple	1-1	25	4-13	.308	4-8	.500	0-0	---	0	0	0	2	4-0	0	1	1	12	12.0	12
Caboclo	1-0	29	3-5	.600	3-4	.750	2-2	1.000	2	2	4	1	2-0	1	0	2	11	11.0	11
M. Brooks	1-0	22	2-9	.222	0-3	.000	5-7	.714	0	2	2	1	0-0	0	0	0	9	9.0	9
Noah	1-0	18	4-7	.571	0-0	---	1-2	.500	2	4	6	4	3-0	0	1	1	9	9.0	9
Parsons	1-1	23	3-9	.333	0-5	.000	0-0	---	0	1	1	0	3-0	1	0	1	6	6.0	6
Mack	2-0	48	4-15	.267	0-3	.000	3-5	.600	1	5	6	6	4-0	2	3	0	11	5.5	8
Anderson	1-0	19	2-6	.333	0-0	---	1-2	.500	0	2	2	1	2-0	0	2	0	5	5.0	5
Selden	1-0	6	2-3	.667	1-1	1.000	0-0	---	0	0	0	0	0-0	0	0	0	5	5.0	5
Green	2-1	32	4-11	.364	1-4	.250	0-0	---	2	8	10	2	4-0	3	1	0	9	4.5	9
Rabb	1-0	9	1-1	1.000	0-0	---	0-0	---	0	1	1	0	0-0	0	1	1	2	2.0	2
D. Brooks	1-0	6	0-1	.000	0-0	---	0-0	---	0	0	0	0	1-0	0	1	0	0	0.0	0
Carter	1-1	26	0-6	.000	0-2	.000	0-2	.000	0	1	1	0	3-0	0	1	0	0	0.0	0
GRIZZLIES	2	480	64-164	.390	19-57	.333	42-56	.750	15	49	64	45	42-0	19	24	8	189	94.5	106

### INDIANA VS. MEMPHIS

PLAYER	G-GS	MIN	FG-FGA	PCT	3FG-FGA	PCT	FT-FTA	PCT	OFF	DEF	TOT	AST	PF-DQ	STL	TO	BLK	PTS	AVG	HI
Bogdanovic	2-2	63	13-23	.565	4-9	.444	10-11	.909	0	11	11	1	6-1	0	5	0	40	20.0	21
Oladipo	1-1	26	6-11	.545	3-6	.500	1-2	.500	0	5	5	5	3-0	0	3	0	16	16.0	16
Sabonis	2-0	60	10-18	.556	0-0	---	5-10	.500	9	14	23	3	5-0	1	6	0	25	12.5	14
Evans	2-1	47	10-19	.526	2-6	.333	1-2	.500	0	7	7	7	2-0	0	3	0	23	11.5	14
Turner	2-2	48	9-18	.500	3-7	.429	1-2	.500	3	8	11	4	5-0	1	2	6	22	11.0	14
Joseph	2-0	53	8-15	.533	1-4	.250	4-4	1.000	0	9	9	6	4-0	2	3	3	21	10.5	11
Collison	2-2	53	3-10	.300	2-3	.667	10-10	1.000	0	3	3	14	7-0	1	5	0	18	9.0	18
T. Young	2-2	51	8-14	.571	0-3	.000	1-3	.333	6	10	16	4	8-1	1	6	2	17	8.5	10
McDermott	2-0	40	6-12	.500	2-7	.286	2-3	.667	0	2	2	1	3-0	1	2	0	16	8.0	12
Holiday	2-0	20	4-13	.308	2-6	.333	0-0	---	1	2	3	1	4-0	1	2	0	10	5.0	7
Summer	1-0	4	1-2	.500	0-1	.000	0-0	---	0	0	0	0	0-0	0	0	0	2	2.0	2
Leaf	2-0	10	1-2	.500	0-1	.000	0-0	---	0	4	4	0	1-0	1	0	1	2	1.0	2
O'Quinn	2-0	4	0-0	---	0-0	---	2-2	1.000	1	2	3	3	2-0	0	0	0	2	1.0	2
PACERS	2	480	79-157	.503	19-53	.358	37-49	.755	20	77	97	49	50-2	9	38	12	214	107.0	111



## ALL-TIME SERIES

SEASON	W-L	DATE	RESULT	HOME	VISITOR
2018-19	1-1	1/26/19 10/17/18	W L	Grizzlies 106 Indiana 111	Indiana 103 Grizzlies 83
2017-18	0-2	1/31/18 11/15/17	L L	Indiana 105 Grizzlies 113	Grizzlies 101 Indiana 116
2016-17	1-1	3/29/17 2/24/17	W L	Grizzlies 110 Indiana 102	Indiana 97 Grizzlies 92
2015-16	2-0	12/19/15 10/29/15	W W	Grizzlies 96 Indiana 103	Indiana 84 Grizzlies 112
2014-15	2-0	4/15/15 11/23/14	W W	Grizzlies 95 Indiana 89	Indiana 83 Grizzlies 97
2013-14	1-1	3/22/14 11/11/13	W L	Grizzlies 82 Indiana 95	Indiana 71 Grizzlies 79
2012-13	0-2	1/21/13 12/31/12	L L	Grizzlies 81 Indiana 88	Indiana 82 Grizzlies 83
2011-12	1-0	2/10/12	W	Grizzlies 98	Indiana 92
2010-11	2-0	3/19/11 12/26/10	W W	Grizzlies 99 Indiana 90	Indiana 78 Grizzlies 104
2009-10	2-0	12/30/09 12/18/09	W W	Indiana 110 Grizzlies 107	Grizzlies 121 Indiana 94
2008-09	1-1	2/25/09 12/26/08	L W	Indiana 104 Grizzlies 108	Grizzlies 99 Indiana 105
2007-08	1-1	1/2/08 11/3/07	W L	Indiana 72 Grizzlies 111	Grizzlies 90 Indiana 121

SEASON	W-L	DATE	RESULT	HOME	VISITOR
2006-07	0-2	2/14/07 2/3/07	L L	Indiana 114 Grizzlies 110	Grizzlies 104 Indiana 116
2005-06	1-1	3/21/06 12/10/05	W L	Grizzlies 105 Indiana 80	Indiana 75 Grizzlies 66
2004-05	0-2	2/13/05 1/11/05	L L	Indiana 76 Grizzlies 85	Grizzlies 73 Indiana 86
2003-04	1-1	3/20/04 12/29/03	W L	Grizzlies 99 Indiana 94	Indiana 95 Grizzlies 86
2002-03	1-1	3/21/03 2/18/03 (ot)	L W	Indiana 101 Grizzlies 108	Grizzlies 92 Indiana 103
2001-02	1-1	3/7/02 1/30/02	W L	Grizzlies 122 Indiana 83	Indiana 111 Grizzlies 82
2000-01	0-2	3/23/01 12/1/00 (ot)	L L	Indiana 95 Grizzlies 76	Grizzlies 75 Indiana 86
1999-00	0-2	12/1/99 11/26/99	L L	Grizzlies 89 Indiana 105	Indiana 96 Grizzlies 86
1998-99	0-1	2/11/99	L	Grizzlies 97	Indiana 101
1997-98	0-2	3/3/98 11/27/97	L L	Grizzlies 103 Indiana 106	Indiana 111 Grizzlies 85
1996-97	0-2	12/4/96 11/29/96	L L	Grizzlies 80 Indiana 104	Indiana 127 Grizzlies 94
1995-96	0-2	3/22/96 3/8/96	L L	Indiana 111 Grizzlies 80	Grizzlies 94 Indiana 94

INTRO

PLAYERS

EXECUTIVE

B-BALL OPS

BUSINESS OPS

MEDIA

HISTORY

PLAYOFFS

REVIEW

OPPONENTS

NBA

FEDERATION

AT A GLANCE



# LOS ANGELES CLIPPERS



## WESTERN CONFERENCE PACIFIC DIVISION

**Home Court:** STAPLES Center – 19,060 (1999)  
**Office:** 6951 S. Centinela Ave., Playa Vista, CA 90094  
**Phone:** (310) 862-6000 **Website:** clippers.com

**Owner:** Steve Ballmer

**President, Basketball Ops:** Lawrence Frank

**Head Coach:** Glenn "Doc" Rivers

**General Manager:** Michael Winger

**Assistant General Managers:** Trent Redden, Mark Hughes

**Assistant Coaches:** Tyrone Lue, Rex Kalamian, Sam Cassell, Brendan O'Connor, Armond Hill, Casey Hill, John Welch, Jeremy Castleberry

**Assistant Player Skills Coach:** J.P. Clark

**Executive Director, Performance, Health & Wellness:** John Meyer

**Assistant Coach/Vice President of Player Performance:** Todd Wright

**Communications Staff:** Chris Wallace, Dennis Rogers, Curtis Jackson, Colette Garcia

**Television:** Prime Ticket, Brian Sieman

**Radio (English):** AM 570 (LA Sports), Noah Eagle

**Radio (Spanish):** ESPN Deportes (1330 AM), Armando Garcia

**Team Colors:** Red, Blue, Silver, Black

## GRIZZLIES STREAKS

**Overall:** 43-48 (2-L)

**Home:** 26-19 (1-L)

**Road:** 17-29 (3-L)

## 2019-20 SCHEDULE

Wed, Nov. 27, 2019 at Memphis

Sat, Jan. 4, 2020 at LA Clippers

Mon, Feb. 24, 2020 at LA Clippers

## LAST WIN/LOSS

	DATE	SCORE
Last Home Win	12/5/18	96-86
Last Home Loss	2/22/19	106-112
Last Road Win	11/4/17	113-104
Last Road Loss	3/31/19	96-113

## BIGGEST WIN/WORST LOSS

	DATE	SCORE	MARGIN
Biggest Win	3/14/11	105-82	23
Worst Loss	4/12/16	84-110	26

## 2018-19 SEASON SERIES STATISTICS

### MEMPHIS VS. LOS ANGELES CLIPPERS

PLAYER	G-GS	MIN	FG-FGA	PCT	3FG-FGA	PCT	FT-FTA	PCT	OFF	DEF	TOT	AST	PF-QD	STL	TO	BLK	PTS	AVG	HI
Conley	3-3	100	22-44	.500	7-19	.368	15-21	.714	2	11	13	25	8-1	3	13	4	66	22.0	25
Bradley	1-1	33	7-14	.500	1-3	.333	2-2	1.000	1	2	3	1	5-0	2	0	17	17.0	17	
Jackson	2-2	56	13-25	.520	2-7	.286	5-7	.714	2	11	13	3	10-1	1	3	4	33	16.5	20
Gasol	2-2	70	12-32	.375	1-8	.125	6-8	.750	2	19	21	11	5-0	0	3	2	31	15.5	27
Noah	2-0	43	7-15	.467	0-0	---	12-12	1.000	6	8	14	3	5-0	1	2	2	26	13.0	22
Wright	2-1	61	8-20	.400	2-6	.333	8-12	.667	2	10	12	5	6-0	4	2	1	26	13.0	20
Green	2-0	62	10-21	.476	0-0	.000	5-6	.833	6	14	20	1	10-1	3	1	1	25	12.5	19
Valanciunas	1-1	21	2-8	.250	0-1	.000	5-6	.833	2	5	7	1	3-0	1	5	1	9	9.0	9
Parsons	2-0	44	6-18	.333	2-8	.250	6-6	1.000	0	5	5	3	5-0	2	2	0	20	10.0	17
Anderson	2-2	68	8-19	.421	1-4	.250	1-2	.500	3	9	12	10	5-0	2	3	2	18	9.0	11
M. Brooks	1-0	16	3-7	.429	2-3	.667	1-2	.500	0	1	1	1	0-0	0	0	1	9	9.0	9
Dorsey	2-1	33	7-14	.500	3-5	.600	1-2	.500	1	1	2	1	2-0	0	1	0	18	9.0	14
Rabb	2-1	40	6-12	.500	1-1	1.000	5-5	1.000	3	9	12	4	8-0	2	0	2	18	9.0	15
Caboclo	2-2	31	6-11	.545	4-6	.667	0-0	---	0	4	4	3	8-0	0	1	2	16	8.0	8
Miles	1-0	25	1-9	.111	1-7	.143	1-1	1.000	0	1	1	0	2-0	1	1	1	4	4.0	4
Mack	2-0	52	5-15	.333	2-5	.400	3-4	.750	0	3	3	5	5-0	2	5	0	15	7.5	8
Selden	1-0	14	3-8	.375	0-1	.000	0-0	---	1	1	2	0	1-0	0	0	1	6	6.0	6
Washburn	1-0	17	3-6	.500	0-3	.000	0-0	---	0	2	2	2	3-0	2	0	1	6	6.0	6
Casspi	2-0	33	5-6	.833	0-1	.000	1-3	.333	0	7	7	0	5-0	1	1	0	11	5.5	7
Holiday	2-2	58	4-16	.250	1-9	.111	2-2	1.000	0	4	4	1	3-0	5	3	0	11	5.5	9
Temple	2-2	57	3-13	.231	3-10	.300	1-2	.500	1	3	4	1	7-0	4	5	0	10	5.0	6
Hannaha	1-0	14	2-7	.286	0-3	.000	0-0	---	0	1	1	4	1-0	1	1	0	4	4.0	4
Carter	2-0	17	1-8	.125	0-2	.000	4-4	1.000	1	1	2	2	3-0	0	1	0	6	3.0	6
Watanabe	1-0	22	0-4	.000	0-2	.000	0-0	---	1	3	4	2	3-0	1	1	0	0	0.0	0
GRIZZLIES	4	985	144-352	.409	33-120	.275	84-107	.785	34	135	169	89	113-3	38	58	25	405	101.3	107

### LOS ANGELES CLIPPERS VS. MEMPHIS

PLAYER	G-GS	MIN	FG-FGA	PCT	3FG-FGA	PCT	FT-FTA	PCT	OFF	DEF	TOT	AST	PF-QD	STL	TO	BLK	PTS	AVG	HI
Gallinari	4-4	134	22-53	.415	10-26	.385	33-39	.846	3	33	36	10	11-0	4	7	2	87	21.8	27
Harrell	4-0	108	27-45	.600	0-4	.000	26-31	.839	3	15	18	3	12-0	2	8	3	80	20.0	30
Williams	4-0	109	19-49	.388	5-13	.385	19-20	.950	2	8	10	23	6-0	2	12	0	62	15.5	18
Marjanovic	2-0	19	6-9	.667	0-0	---	11-12	.917	6	4	10	1	3-0	1	0	1	23	11.5	19
Green	2-0	39	7-12	.583	4-7	.571	4-4	1.000	0	10	10	2	3-0	0	1	1	22	11.0	15
Zubac	2-2	42	9-12	.750	0-0	---	2-4	.500	3	9	12	0	6-0	2	4	1	20	10.0	13
Harris	2-2	69	7-24	.292	1-6	.167	4-4	1.000	0	19	19	5	5-0	1	4	0	19	9.5	12
Bradley	2-2	66	7-16	.438	1-4	.250	3-4	.750	0	7	7	4	5-0	2	1	1	18	9.0	13
Gilgeous-Alexand	4-4	101	11-33	.333	1-3	.333	9-10	.900	3	9	12	16	7-0	9	7	3	32	8.0	12
Beverley	4-2	98	7-19	.368	3-10	.300	6-7	.857	3	14	17	11	15-2	5	12	2	23	5.8	9
Shamet	2-2	62	3-18	.167	3-14	.214	2-2	1.000	0	4	4	3	5-0	2	3	0	11	5.5	8
Gortat	2-2	32	4-7	.571	0-0	---	0-0	---	3	7	10	1	3-0	0	4	3	8	4.0	6
Chandler	1-0	15	1-3	.333	0-2	.000	1-1	1.000	0	4	4	3	2-0	0	1	0	3	3.0	3
Wallace	3-0	19	3-3	1.000	0-0	---	2-4	.500	0	4	4	1	4-0	0	2	0	8	2.7	6
Robinson	1-0	1	1-1	1.000	0-0	---	0-0	---	0	0	0	0	1-0	0	0	0	2	2.0	2
Scott	2-0	29	1-8	.125	1-5	.200	0-0	---	4	6	10	0	2-0	0	3	0	3	1.5	3
Temple	2-0	38	1-6	.167	0-4	.000	0-0	---	1	7	8	3	7-0	2	1	1	2	1.0	2
Thornwell	2-0	2	0-0	---	0-0	---	0-0	---	0	0	0	0	0-0	0	0	0	0	0.0	0
CLIPPERS	4	985	136-318	.428	29-98	.296	122-142	.859	31	160	191	86	97-2	32	73	18	423	105.8	113



## ALL-TIME SERIES

SEASON	W-L	DATE	RESULT	HOME	VISITOR	SEASON	W-L	DATE	RESULT	HOME	VISITOR
2018-19	1-3	3/31/19	L	LA Clippers 113	Grizzlies 96	2005-06	3-1	4/18/06	W	Grizzlies 101	LA Clippers 95
		2/22/19	L	Grizzlies 106	LA Clippers 112			3/23/06	W	Grizzlies 95	LA Clippers 85
		12/5/18	W	Grizzlies 96	LA Clippers 86			3/5/06	W	LA Clippers 86	Grizzlies 102
		11/23/18 (ot)	L	LA Clippers 112	Grizzlies 107			2/10/06	L	LA Clippers 91	Grizzlies 87
2017-18	2-2	1/26/18	L	Grizzlies 100	LA Clippers 109	2004-05	3-1	3/7/05	W	LA Clippers 102	Grizzlies 105
		1/2/18	L	LA Clippers 113	Grizzlies 105			2/3/05	L	Grizzlies 103	LA Clippers 106
		12/23/17	W	Grizzlies 115	LA Clippers 112			12/27/05	W	Grizzlies 96	LA Clippers 76
		11/4/17	W	LA Clippers 104	Grizzlies 113			12/19/05	W	LA Clippers 82	Grizzlies 92
2016-17	1-3	3/9/17	L	Grizzlies 98	LA Clippers 114	2003-04	4-0	3/12/04	W	Grizzlies 98	LA Clippers 89
		1/4/17	L	LA Clippers 115	Grizzlies 106			3/6/04	W	LA Clippers 92	Grizzlies 98
		11/16/16	W	LA Clippers 107	Grizzlies 111			2/11/04	W	Grizzlies 110	LA Clippers 102
		11/4/16	L	Grizzlies 88	LA Clippers 99			1/11/04 (2ot)	W	LA Clippers 107	Grizzlies 108
2015-16	1-2	4/12/16	L	LA Clippers 110	Grizzlies 84	2002-03	2-2	4/8/03	W	Grizzlies 111	LA Clippers 108
		3/19/16	W	Grizzlies 113	LA Clippers 102			3/30/03	L	LA Clippers 102	Grizzlies 100
		11/9/15	L	LA Clippers 94	Memphis 92			1/8/03	L	LA Clippers 103	Grizzlies 95
2014-15	2-2	4/11/15	L	LA Clippers 94	Grizzlies 86	2001-02	1-3	1/3/03	W	Grizzlies 116	LA Clippers 111
		2/27/15	L	Grizzlies 79	LA Clippers 97			4/16/02	L	LA Clippers 92	Grizzlies 84
		2/23/15	W	LA Clippers 87	Grizzlies 90			2/25/02	L	Grizzlies 77	LA Clippers 90
		11/23/14	W	Grizzlies 107	LA Clippers 91			1/28/02 (ot)	W	Grizzlies 119	LA Clippers 115
2013-14	2-1	2/21/14	W	Grizzlies 102	LA Clippers 96	2000-01	2-2	11/7/01	L	LA Clippers 108	Grizzlies 92
		12/5/13	L	Grizzlies 81	LA Clippers 101			4/4/01	W	Grizzlies 86	LA Clippers 78
		11/18/13	W	LA Clippers 102	Grizzlies 106			12/23/00	L	LA Clippers 92	Grizzlies 90
2012-13	1-3	4/13/13	L	Grizzlies 87	LA Clippers 91			11/16/00	L	Grizzlies 72	LA Clippers 76
		3/13/13	W	LA Clippers 85	Grizzlies 96	1999-00	3-1	11/2/00	W	LA Clippers 91	Grizzlies 99
		1/14/13	L	Grizzlies 73	LA Clippers 99			2/10/00	W	LA Clippers 90	Grizzlies 112
		10/31/12	L	LA Clippers 101	Grizzlies 92			12/19/99	W	Grizzlies 85	LA Clippers 84
2011-12	1-2	4/9/12	W	Grizzlies 94	LA Clippers 85	1998-99	3-1	12/13/99	L	LA Clippers 102	Grizzlies 90
		3/24/12	L	LA Clippers 101	Grizzlies 85			11/14/99	W	Grizzlies 109	LA Clippers 89
		1/26/12	L	LA Clippers 98	Grizzlies 91			4/24/99	L	LA Clippers 105	Grizzlies 96
2010-11	2-2	4/14/11	L	LA Clippers 110	Grizzlies 103			4/21/99	W	Grizzlies 97	LA Clippers 94
		4/5/11	L	Grizzlies 81	LA Clippers 82	2/16/99 (2ot)	W	LA Clippers 89	Grizzlies 93		
		3/14/11	W	Grizzlies 105	LA Clippers 82	2/10/99	W	Grizzlies 105	LA Clippers 99		
		12/11/10	W	LA Clippers 83	Grizzlies 84	4/7/98	W	LA Clippers 94	Grizzlies 110		
2009-10	2-2	1/12/10	W	Grizzlies 104	LA Clippers 102	1997-98	3-1	3/23/98	W	Grizzlies 106	LA Clippers 95
		11/29/09	L	LA Clippers 98	Grizzlies 88			1/7/98	L	LA Clippers 110	Grizzlies 102
		11/18/09	W	Grizzlies 106	LA Clippers 91			11/11/97	W	Grizzlies 119	LA Clippers 113
		11/7/09	L	LA Clippers 113	Grizzlies 110			3/25/97 (ot)	L	LA Clippers 110	Grizzlies 104
2008-09	2-1	3/4/09	W	LA Clippers 95	Grizzlies 118	1996-97	0-4	2/26/97	L	Grizzlies 80	LA Clippers 83
		2/6/09	L	Grizzlies 105	LA Clippers 126			1/30/97	L	LA Clippers 100	Grizzlies 94
		12/5/08	W	Grizzlies 91	LA Clippers 83			11/12/96 (2ot)	L	Grizzlies 92	LA Clippers 99
2007-08	1-3	3/29/08	L	LA Clippers 110	Grizzlies 97			1995-96	1-3	4/21/96	W
		2/20/08	L	LA Clippers 100	Grizzlies 86	1/7/96	L			Grizzlies 93	LA Clippers 101
		1/26/08 (ot)	W	Grizzlies 125	LA Clippers 120	11/16/95	L			LA Clippers 103	Grizzlies 98
		12/14/07	L	Grizzlies 91	LA Clippers 98	11/10/95	L			Grizzlies 91	LA Clippers 98
2006-07	0-3	1/20/07	L	LA Clippers 112	Grizzlies 91						
		12/9/06	L	Grizzlies 82	LA Clippers 89						
		11/29/06	L	LA Clippers 105	Grizzlies 90						

INTRO

PLAYERS

EXECUTIVE

B-BALL OPS

BUSINESS OPS

MEDIA

HISTORY

PLAYOFFS

REVIEW

OPPONENTS

NBA

FEDERATION

AT A GLANCE



# LOS ANGELES LAKERS



## WESTERN CONFERENCE PACIFIC DIVISION

**Home Court:** STAPLES Center – 18,997 (1999)  
**Office:** 2275 E. Mariposa Ave., El Segundo, CA 90245  
**Phone:** (310) 426-6000 **Website:** lakers.com

**Governor:** Jeanie Buss

**President, Business Operations & COO:** Tim Harris

**General Manager:** Rob Pelinka

**Head Coach:** Frank Vogel

**Assistant Coaches:** Jason Kidd, Lionel Hollins, Phil Handy, Miles Simon, Mike Penberthy, Quinton Crawford

**Director, Sports Performance:** Judy Seto

**Head Athletic Trainer:** Nina Hsieh

**Public Relations Staff:** Alison Bogli, Ta'Nisha Cooper, Will Patterson, T.C. Greene, Matt Fleer

**Television (English):** Spectrum SportsNet. Bill Macdonald, Stu Lantz, Mike Trudell

**Radio (English):** ESPNLA Radio (710 AM). John Ireland, Mychal Thompson

**Radio (Spanish):** ESPN Deportes (1330 AM). Fernando Gonzalez, Jose "Pepe" Mantilla, Francisco Pinto

**Team Colors:** Purple, Gold

## GRIZZLIES STREAKS

**Overall:** 34-54 (2-W)

**Home:** 20-24 (1-W) **Road:** 14-30 (1-W)

## 2019-20 SCHEDULE

Tue, Oct. 29, 2019 at LA Lakers

Sat, Nov. 23, 2019 at Memphis

Fri, Feb. 21, 2020 at LA Lakers

Sat, Feb 29, 2020 at Memphis

## LAST WIN/LOSS

	DATE	SCORE
<b>Last Home Win</b>	2/25/19	110-105
<b>Last Home Loss</b>	12/8/18	88-111
<b>Last Road Win</b>	12/23/18	107-99
<b>Last Road Loss</b>	11/5/17	102-107

## BIGGEST WIN/WORST LOSS

	DATE	SCORE	MARGIN
<b>Biggest Win</b>	11/10/04	110-87	23
<b>Worst Loss</b>	1/14/02	81-120	39

## 2018-19 SEASON SERIES STATISTICS

### MEMPHIS VS. LOS ANGELES LAKERS

PLAYER	G-GS	MIN	FG-FGA	PCT	3FG-FGA	PCT	FT-FTA	PCT	OFF	DEF	TOT	AST	PF-DQ	STL	TO	BLK	PTS	AVG	HI
Conley	3-3	97	21-42	.500	7-15	.467	10-11	.909	2	2	4	16	0-0	7	3	0	59	19.7	30
Jackson	2-2	57	15-30	.500	2-6	.333	6-7	.857	4	13	17	1	5-0	2	5	0	38	19.0	27
Valanciunas	1-1	25	8-15	.533	0-1	.000	4-5	.800	5	8	13	0	4-0	1	5	2	20	20.0	20
Seiden	2-0	39	11-21	.524	3-7	.429	4-6	.667	4	3	7	4	3-0	2	2	2	29	14.5	17
Gasol	2-2	60	12-25	.480	3-7	.429	1-3	.333	2	13	15	11	4-0	1	5	3	28	14.0	17
Bradley	1-1	34	5-14	.357	3-8	.375	2-2	1.000	1	5	6	3	3-0	1	2	0	15	15.0	15
Temple	2-2	58	8-14	.571	4-10	.400	3-3	1.000	0	7	7	2	1-0	1	1	2	23	11.5	14
Noah	2-0	41	7-16	.438	0-0	---	6-10	.600	5	12	17	5	5-0	0	5	3	20	10.0	14
Wright	1-0	26	3-9	.333	1-4	.250	2-2	1.000	2	4	6	4	2-0	1	1	0	9	9.0	9
Green	2-0	41	6-12	.500	3-5	.600	3-4	.750	1	7	8	2	4-0	2	1	2	18	9.0	12
Holiday	1-1	36	3-11	.273	0-6	.000	0-0	---	0	4	4	1	3-0	0	0	1	6	6.0	6
Caboclo	1-0	27	2-5	.400	1-4	.250	0-0	---	0	5	5	1	3-0	1	0	1	5	5.0	5
Parsons	1-0	19	2-10	.200	1-7	.143	0-0	---	0	4	4	1	2-0	2	1	0	5	5.0	5
Rabb	2-1	29	5-8	.625	0-0	---	0-0	---	4	5	9	2	4-0	0	1	1	10	5.0	6
Anderson	2-2	50	3-10	.300	0-1	.000	0-0	---	2	8	10	5	10-0	2	1	1	6	3.0	4
Mack	2-0	38	2-10	.200	1-4	.250	1-2	.500	1	2	3	0	2-0	2	2	0	6	3.0	6
D. Brooks	1-0	12	1-5	.200	0-2	.000	0-0	---	0	0	0	2	2-0	0	2	0	2	2.0	2
M. Brooks	1-0	12	1-4	.250	0-2	.000	0-0	---	0	0	0	0	2-0	1	0	0	2	2.0	2
Casspi	1-0	13	1-4	.250	0-3	.000	0-0	---	0	1	1	1	1-0	2	0	1	2	2.0	2
Stephens	1-0	7	1-2	.500	0-0	---	0-0	---	0	0	0	0	0-0	1	1	0	2	2.0	2
Washburn	1-0	0	0-0	---	0-0	---	0-0	---	0	0	0	0	0-0	0	0	0	0	0.0	0
<b>GRIZZLIES</b>	<b>3</b>	<b>720</b>	<b>117-267</b>	<b>.438</b>	<b>29-92</b>	<b>.315</b>	<b>42-55</b>	<b>.764</b>	<b>33</b>	<b>103</b>	<b>136</b>	<b>61</b>	<b>60-0</b>	<b>29</b>	<b>42</b>	<b>19</b>	<b>305</b>	<b>101.7</b>	<b>110</b>

### LOS ANGELES LAKERS VS. MEMPHIS

PLAYER	G-GS	MIN	FG-FGA	PCT	3FG-FGA	PCT	FT-FTA	PCT	OFF	DEF	TOT	AST	PF-DQ	STL	TO	BLK	PTS	AVG	HI
B. Ingram	2-2	76	20-33	.606	4-6	.667	8-12	.667	0	10	10	7	7-0	1	5	1	52	26.0	32
James	3-3	107	25-55	.455	2-12	.167	14-17	.824	5	29	34	27	5-0	6	14	1	66	22.0	24
Kuzma	3-3	106	20-39	.513	8-19	.421	5-10	.500	3	16	19	14	10-0	1	5	2	53	17.7	22
Bullock	1-1	39	5-11	.455	4-9	.444	0-0	---	0	1	1	4	1-0	1	1	0	14	14.0	14
Mykhailiuk	1-0	23	4-8	.500	3-6	.500	0-0	---	1	2	3	0	1-0	0	1	0	11	11.0	11
Zubac	2-1	36	8-12	.667	0-0	---	3-4	.750	1	5	6	1	3-0	0	1	5	19	9.5	19
Caldwell-Pope	3-0	58	11-17	.647	6-12	.500	0-0	---	2	3	5	3	8-0	4	3	2	28	9.3	16
Hart	3-1	68	8-19	.421	7-14	.500	4-4	1.000	4	4	8	5	7-0	3	0	3	27	9.0	16
McGee	2-2	40	7-18	.389	0-0	---	2-2	1.000	9	10	19	3	8-0	1	3	1	16	8.0	10
Muscala	1-0	11	1-4	.250	1-4	.250	0-0	---	0	1	1	0	0-0	0	0	2	3	3.0	3
Ball	2-2	50	4-19	.211	0-12	.000	0-0	---	0	3	3	4	5-0	5	5	2	8	4.0	4
Stephenson	3-0	20	4-10	.400	1-2	.500	0-0	---	1	4	5	2	1-0	0	2	0	9	3.0	9
Chandler	2-0	39	1-2	.500	0-0	---	2-2	1.000	5	13	18	3	4-0	1	2	0	4	2.0	4
Rondo	2-0	34	2-8	.250	0-0	---	0-0	---	1	6	7	4	3-0	1	6	0	4	2.0	2
Bonga	1-0	4	0-2	.000	0-1	.000	1-1	1.000	1	1	2	1	2-0	1	2	0	1	1.0	1
Wagner	2-0	8	0-4	.000	0-0	---	0-2	.000	2	1	3	1	1-0	0	1	0	0	0.0	0
<b>LAKERS</b>	<b>3</b>	<b>720</b>	<b>120-261</b>	<b>.460</b>	<b>36-97</b>	<b>.371</b>	<b>39-54</b>	<b>.722</b>	<b>35</b>	<b>109</b>	<b>144</b>	<b>79</b>	<b>66-0</b>	<b>25</b>	<b>51</b>	<b>19</b>	<b>315</b>	<b>105.0</b>	<b>111</b>



## ALL-TIME SERIES

SEASON	W-L	DATE	RESULT	HOME	VISITOR	SEASON	W-L	DATE	RESULT	HOME	VISITOR
2018-19	1-2	2/25/19	W	Grizzlies 110	LA Lakers 105	2005-06	3-1	2/11/06	W	LA Lakers 99	Grizzlies 100
		12/23/18	W	LA Lakers 99	Grizzlies 107			12/28/05 (ot)	W	LA Lakers 99	Grizzlies 100
		12/8/18	L	Grizzlies 88	LA Lakers 111			12/14/05	L	Grizzlies 79	LA Lakers 94
2017-18	2-2	3/24/18	L	Grizzlies 93	LA Lakers 100	2004-05	3-0	11/14/05	W	Grizzlies 85	LA Lakers 73
		1/15/18	W	Grizzlies 123	LA Lakers 114			4/3/05	W	Grizzlies 102	LA Lakers 82
		12/27/17	W	LA Lakers 99	Grizzlies 109			12/20/04	W	LA Lakers 72	Grizzlies 82
2016-17	1-2	11/5/17	L	LA Lakers 107	Grizzlies 102	2003-04	2-2	11/10/04	W	Grizzlies 110	LA Lakers 87
		4/2/17	L	LA Lakers 108	Grizzlies 103			4/9/04	L	LA Lakers 103	Grizzlies 95
		1/3/17	L	LA Lakers 116	Grizzlies 102			1/21/04	W	Grizzlies 88	LA Lakers 82
2015-16	3-1	12/3/16	W	Grizzlies 103	LA Lakers 100	2002-03	0-4	11/23/03	L	LA Lakers 121	Grizzlies 89
		3/22/16	L	LA Lakers 107	Grizzlies 100			11/10/03	W	Grizzlies 105	LA Lakers 95
		2/26/16	W	LA Lakers 95	Grizzlies 112			4/4/03	L	Grizzlies 101	LA Lakers 102
2014-15	4-0	2/24/16	W	Grizzlies 128	LA Lakers 119	2001-02	1-3	3/31/03	L	LA Lakers 110	Grizzlies 94
		12/27/15	W	Grizzlies 112	LA Lakers 96			12/3/02	L	LA Lakers 101	Grizzlies 91
		3/6/15	W	Grizzlies 97	LA Lakers 90			11/29/02 (ot)	L	Grizzlies 106	LA Lakers 112
2013-14	3-1	1/2/14	W	LA Lakers 106	Grizzlies 109	2000-01	0-4	2/1/02	L	Grizzlies 85	LA Lakers 100
		11/26/14	W	LA Lakers 93	Grizzlies 99			1/14/02	L	LA Lakers 120	Grizzlies 81
		11/11/14	W	Grizzlies 107	LA Lakers 102			12/21/01	W	Grizzlies 114	LA Lakers 108
2012-13	2-1	4/13/14	W	LA Lakers 90	Grizzlies 102	1999-00	0-4	11/9/01	L	LA Lakers 110	Grizzlies 86
		2/26/14	W	Grizzlies 108	LA Lakers 103			3/3/01	L	Grizzlies 88	LA Lakers 98
		12/17/13	L	Grizzlies 92	LA Lakers 96			1/15/01 (ot)	L	LA Lakers 113	Grizzlies 112
2011-12	1-2	11/15/13	W	LA Lakers 86	Grizzlies 89	1998-99	1-2	12/15/00	L	LA Lakers 98	Grizzlies 76
		4/5/13	L	LA Lakers 86	Grizzlies 84			11/4/00	L	Grizzlies 89	LA Lakers 98
		1/23/13	W	Grizzlies 106	LA Lakers 93			3/29/00	L	Grizzlies 99	LA Lakers 108
2010-11	2-2	11/23/12	W	Grizzlies 106	LA Lakers 98	1997-98	0-4	3/1/00	L	LA Lakers 103	Grizzlies 91
		3/25/12	W	LA Lakers 96	Grizzlies 102			12/11/99	L	Grizzlies 94	LA Lakers 106
		3/13/12 (2ot)	W	Grizzlies 111	LA Lakers 116			11/3/99	L	LA Lakers 103	Grizzlies 88
2009-10	1-2	1/8/12	L	LA Lakers 90	Grizzlies 82	1996-97	0-4	4/19/99	L	LA Lakers 117	Grizzlies 102
		2/7/11	L	Grizzlies 84	LA Lakers 93			3/29/99	L	LA Lakers 116	Grizzlies 98
		1/2/11	W	LA Lakers 85	Grizzlies 104			2/23/99	W	Grizzlies 93	LA Lakers 83
2008-09	0-4	11/30/10	W	Grizzlies 98	LA Lakers 96	1995-96	0-4	11/30/10	W	Grizzlies 98	LA Lakers 96
		11/2/10	L	LA Lakers 124	Grizzlies 105			4/8/98	L	LA Lakers 113	Grizzlies 102
		2/23/10	L	Grizzlies 98	LA Lakers 99			3/15/98	L	Grizzlies 110	LA Lakers 119
2007-08	1-2	11/6/09	W	Grizzlies 95	LA Lakers 93	1994-95	0-4	1/6/98	L	Grizzlies 87	LA Lakers 100
		2/1/10	W	Grizzlies 95	LA Lakers 93			11/16/97	L	LA Lakers 121	Grizzlies 95
		11/6/09	L	LA Lakers 114	Grizzlies 98			3/27/97 (ot)	L	Grizzlies 98	LA Lakers 102
2006-07	2-2	4/12/09	L	LA Lakers 92	Grizzlies 75	1993-94	0-4	2/21/97	L	LA Lakers 99	Grizzlies 91
		3/3/09	L	LA Lakers 99	Grizzlies 89			1/14/97	L	LA Lakers 91	Grizzlies 81
		1/31/09	L	Grizzlies 98	LA Lakers 115			1/5/97	L	Grizzlies 82	LA Lakers 95
2005-06	3-1	12/22/08	L	Grizzlies 96	LA Lakers 105	2004-05	3-0	12/22/08	W	LA Lakers 72	Grizzlies 82
		3/28/08	W	LA Lakers 111	Grizzlies 114			4/5/96	L	LA Lakers 104	Grizzlies 94
		1/13/08	L	LA Lakers 100	Grizzlies 99			2/28/96	L	Grizzlies 80	LA Lakers 99
2004-05	3-0	1/8/08	L	Grizzlies 101	LA Lakers 117	2003-04	2-2	12/1/95	L	LA Lakers 113	Grizzlies 100
		3/27/07	W	LA Lakers 86	Grizzlies 88			11/17/95	L	Grizzlies 91	LA Lakers 114
		3/22/07	L	Grizzlies 119	LA Lakers 121						
2003-04	2-2	1/9/07	W	Grizzlies 128	LA Lakers 118						
		11/12/06	L	LA Lakers 91	Grizzlies 81						

INTRO

PLAYERS

EXECUTIVE

B-BALL OPS

BUSINESS OPS

MEDIA

HISTORY

PLAYOFFS

REVIEW

OPPONENTS

NBA

FEDERFORUM

ATTA GLANCE





# MIAMI HEAT



## EASTERN CONFERENCE SOUTHEAST DIVISION

**Home Court:** AmericanAirlines Arena  
– 19,600 (2000)  
**Office:** 601 Biscayne Blvd., Miami, FL 33132  
**Phone:** (786) 777-4328 **Website:** heat.com

**Managing General Partner:** Micky Arison

**Chief Executive Officer:** Nick Arison

**President:** Pat Riley

**Senior Vice President, Basketball Ops./General Manager:** Andy Elisburg

**Vice President, Player Programs:** Alonzo Mourning

**Vice President, Basketball Development and Analytics:** Shane Battier

**Vice President, Basketball Operations/Assistant General Manager:** Adam Simon

**Assistant Coaches:** Dan Craig, Malik Allen, Chris Quinn, Octavio de la Grana

**Assistant Coach/Director of Player Development:** Chris Quinn

**Player Development Coaches:** Anthony Carter, Rob Fodor

**Head Athletic Trainer:** Jay Sabol

**Sports Media Relations Staff:** Tim Donovan, Rob Wilson, Michael Lissack, Nick Maiorana, Maddox Burnett

**Television:** Fox Sports Sun. Eric Reid, John Crotty, Jason Jackson

**Radio (English):** The Ticket (790 AM). Mike Inglis, Ruth Riley Hunter, Ron Rothstein

**Radio (Spanish):** WAQI (710 AM). José Pañeda, Joe Pujala

**Team Colors:** Red, Yellow, Black, White

## GRIZZLIES STREAKS

**Overall:** 19-26 (4-L)

**Home:** 11-11 (3-L)

**Road:** 8-15 (2-L)

## 2019-20 SCHEDULE

Wed, Oct. 23, 2019 at Miami

Mon, Dec. 16, 2019 at Memphis

## LAST WIN/LOSS

	DATE	SCORE
Last Home Win	12/29/15	99-90 (ot)
Last Home Loss	12/14/18	97-100
Last Road Win	11/26/16	110-107
Last Road Loss	1/12/19	108-112

## BIGGEST WIN/WORST LOSS

	DATE	SCORE	MARGIN
Biggest Win	12/13/09	118-90	28
Worst Loss	3/12/11	85-118	33

## 2018-19 SEASON SERIES STATISTICS

### MEMPHIS VS. MIAMI

PLAYER	G-GS	MIN	FG-FGA	PCT	3FG-FGA	PCT	FT-FTA	PCT	OFF	DEF	TOT	AST	PF-DQ	STL	TO	BLK	PTS	AVG	HI
Conley	2-2	72	14-30	.467	5-9	.556	11-12	.917	3	2	5	15	3-0	5	2	3	44	22.0	22
Green	2-0	46	11-20	.550	2-5	.400	7-8	.875	7	10	17	0	7-0	1	3	0	31	15.5	24
Gasol	2-2	70	13-30	.433	2-10	.200	1-2	.500	1	11	12	10	4-0	1	2	2	29	14.5	15
Holiday	1-0	16	0-4	.000	0-3	.000	2-2	1.000	0	1	1	0	1-0	0	0	0	2	2.0	2
Jackson	2-2	50	11-17	.647	1-4	.250	5-7	.714	1	8	9	2	4-0	5	3	3	28	14.0	15
Temple	2-2	66	8-15	.533	5-11	.455	3-5	.600	1	4	5	3	5-0	1	2	0	24	12.0	15
Mack	2-0	54	7-20	.350	2-7	.286	4-6	.667	2	2	4	6	3-0	2	3	0	20	10.0	13
Anderson	2-2	24	3-4	.750	0-0	---	4-4	1.000	0	3	3	1	3-0	1	1	1	10	5.0	8
Noah	2-0	27	4-6	.667	0-0	---	1-4	.250	3	5	8	2	3-0	1	1	1	9	4.5	5
M. Brooks	1-0	16	2-6	.333	0-4	.000	0-0	---	1	0	1	0	1-0	0	0	0	4	4.0	4
Casspi	2-0	22	1-7	.143	0-3	.000	2-2	1.000	1	6	7	0	3-0	0	0	0	4	2.0	4
Carter	1-0	6	0-1	.000	0-1	.000	0-0	---	0	0	0	0	0-0	0	0	1	0	0.0	0
Selden	1-0	11	0-4	.000	0-1	.000	0-0	---	0	0	0	0	2-0	1	0	0	0	0.0	0
<b>GRIZZLIES</b>	<b>2</b>	<b>480</b>	<b>74-164</b>	<b>.451</b>	<b>17-58</b>	<b>.293</b>	<b>40-52</b>	<b>.769</b>	<b>20</b>	<b>52</b>	<b>72</b>	<b>39</b>	<b>39-0</b>	<b>18</b>	<b>21</b>	<b>11</b>	<b>205</b>	<b>102.5</b>	<b>108</b>

### MIAMI VS. MEMPHIS

PLAYER	G-GS	MIN	FG-FGA	PCT	3FG-FGA	PCT	FT-FTA	PCT	OFF	DEF	TOT	AST	PF-DQ	STL	TO	BLK	PTS	AVG	HI
Richardson	2-2	72	11-28	.393	3-12	.250	7-9	.778	4	7	11	16	4-0	3	2	0	32	16.0	18
T. Johnson	2-0	59	10-21	.476	8-15	.533	3-5	.600	0	6	6	5	7-0	1	5	0	31	15.5	17
Olynyk	2-0	51	10-16	.625	6-11	.545	5-6	.833	3	6	9	5	5-0	1	5	1	31	15.5	18
Winslow	2-2	58	11-24	.458	5-9	.556	3-4	.750	1	10	11	7	4-0	1	5	0	30	15.0	26
Jones	2-0	41	10-20	.500	2-3	.667	2-4	.500	4	9	13	1	6-0	2	1	3	24	12.0	13
Wade	1-0	25	4-11	.364	1-4	.250	1-2	.500	0	3	3	5	2-0	0	0	1	10	10.0	10
J. Johnson	2-2	36	8-14	.571	2-6	.333	1-2	.500	1	4	5	4	7-0	0	2	2	19	9.5	12
Adebayo	2-1	64	5-8	.625	0-0	---	5-7	.714	7	12	19	7	2-0	2	5	3	15	7.5	11
Whiteside	1-1	22	3-6	.500	0-1	.000	0-0	---	3	4	7	2	2-0	0	2	2	6	6.0	6
McGruder	2-2	37	3-9	.333	2-7	.286	3-3	1.000	1	1	2	3	3-0	0	2	0	11	5.5	8
Walters	1-0	10	1-3	.333	1-1	1.000	0-0	---	0	1	1	0	1-0	0	1	0	3	3.0	3
Ellington	1-0	5	0-2	.000	0-1	.000	0-0	---	0	1	1	0	0-0	0	0	0	0	0.0	0
<b>HEAT</b>	<b>2</b>	<b>480</b>	<b>76-162</b>	<b>.469</b>	<b>30-70</b>	<b>.429</b>	<b>30-42</b>	<b>.714</b>	<b>24</b>	<b>64</b>	<b>88</b>	<b>55</b>	<b>43-0</b>	<b>10</b>	<b>31</b>	<b>12</b>	<b>212</b>	<b>106.0</b>	<b>112</b>

OPPONENTS



## ALL-TIME SERIES

SEASON	W-L	DATE	RESULT	HOME	VISITOR
2018-19	0-2	1/12/19 12/14/18	L L	Miami 112 Grizzlies 97	Grizzlies 108 Miami 100
2017-18	0-2	2/24/18 12/11/17	L L	Miami 115 Grizzlies 82	Grizzlies 89 Miami 107
2016-17	1-1	11/26/16 11/25/16	W L	Miami 107 Grizzlies 81	Grizzlies 110 Miami 90
2015-16	1-1	12/29/15 (ot) 12/13/15	W L	Grizzlies 99 Miami 100	Miami 90 Grizzlies 97
2014-15	2-0	12/27/14 12/7/14	W W	Miami 95 Grizzlies 103	Grizzlies 103 Miami 87
2013-14	1-1	4/9/14 3/21/14	W L	Grizzlies 107 Miami 91	Miami 102 Grizzlies 86
2012-13	1-1	3/1/13 11/11/12	L W	Miami 98 Grizzlies 104	Grizzlies 91 Miami 86
2011-12	1-0	4/6/12	W	Miami 82	Grizzlies 97
2010-11	1-1	3/12/11 11/20/10	L W	Miami 118 Grizzlies 97	Grizzlies 85 Miami 95
2009-10	1-1	2/19/10 (2ot) 12/13/09	L W	Grizzlies 87 Miami 90	Miami 100 Grizzlies 118
2008-09	1-1	3/23/09 12/14/08	L W	Miami 94 Grizzlies 102	Grizzlies 82 Miami 86
2007-08	2-0	4/11/08 1/6/08	W W	Miami 91 Grizzlies 101	Grizzlies 96 Miami 94

SEASON	W-L	DATE	RESULT	HOME	VISITOR
2006-07	0-2	12/16/06 12/2/06	L L	Miami 98 Grizzlies 97	Grizzlies 90 Miami 98
2005-06	0-2	1/24/06 11/2/05	L L	Miami 94 Grizzlies 78	Grizzlies 82 Miami 97
2004-05	1-1	4/8/05 12/10/04	W L	Grizzlies 97 Miami 92	Miami 81 Grizzlies 84
2003-04	1-1	12/19/03 12/12/03	W L	Grizzlies 97 Miami 91	Miami 83 Grizzlies 88
2002-03	2-0	2/28/03 (ot) 12/10/02	W W	Grizzlies 126 Miami 96	Miami 116 Grizzlies 107
2001-02	1-1	3/9/02 12/28/01	L W	Grizzlies 88 Miami 86	Miami 93 Grizzlies 91
2000-01	0-2	3/17/01 1/19/01	L L	Miami 95 Grizzlies 86	Grizzlies 81 Miami 97
1999-00	1-1	1/16/00 1/4/00	L W	Grizzlies 83 Miami 87	Miami 94 Grizzlies 91
1998-99	---	No games			
1997-98	0-2	3/18/98 1/11/98	L L	Miami 94 Grizzlies 90	Grizzlies 91 Miami 96
1996-97	0-2	3/14/97 11/20/96	L L	Miami 88 Grizzlies 75	Grizzlies 82 Miami 94
1995-96	1-1	1/13/96 11/25/95	W L	Grizzlies 69 Miami 111	Miami 65 Grizzlies 91

INTRO

PLAYERS

EXECUTIVE

B-BALL OPS

BUSINESS OPS

MEDIA

HISTORY

PLAYOFFS

REVIEW

OPPONENTS

NBA

FEDERATION

AT A GLANCE



# MILWAUKEE BUCKS



## EASTERN CONFERENCE CENTRAL DIVISION

**Home Court:** Fiserv Forum – 17,500 (2018)  
**Office:** 1543 N 2nd St., 6th Floor, Milwaukee, WI 53203  
**Phone:** (414) 227-0500 **Website:** bucks.com

**Owners:** Wes Edens, Marc Lasry, Jamie Dinan, Mike Fascitelli  
**President:** Peter Feigin  
**General Manager:** Jon Horst  
**Assistant General Manager:** Milt Newton  
**Head Coach:** Mike Budenholzer  
**Assistant Coaches:** Darvin Ham, Charles Lee, Ben Sullivan, Patrick St. Andrews, Josh Longstaff, Vin Baker  
**Director of Performance:** Troy Flanagan  
**Head Athletic Trainer:** Scott Faust  
**Public Relations Staff:** Barry Baum, Dan Smyczek, Hilary Dickinson, Eric Kohlbeck  
**Television:** Fox Sports Wisconsin. Jim Paschke, Marques Johnson, Steve Novak, Katie George  
**Radio:** 620 WTMJ/103.3 FM. Ted Davis, Dennis Krause  
**Team Colors:** Good Land Green, Cream City Cream, Great Lakes Blue, Bucks Black

## GRIZZLIES STREAKS

**Overall:** 22-23 (1-L)  
**Home:** 12-10 (2-L) **Road:** 10-13 (1-W)

## 2018-19 SCHEDULE

Fri, Dec. 13, 2019 at Memphis  
 Thu, March 19, 2020 at Milwaukee

## LAST WIN/LOSS

	DATE	SCORE
Last Home Win	3/13/17	113-93
Last Home Loss	1/16/19	111-101
Last Road Win	11/14/18	116-113
Last Road Loss	11/13/17	103-110

## BIGGEST WIN/WORST LOSS

	DATE	SCORE	MARGIN
Biggest Win	1/28/16	103-83	20 (2x)*
Worst Loss	11/26/97	82-101	19

## 2018-19 SEASON SERIES STATISTICS

### MEMPHIS VS. MILWAUKEE

PLAYER	G-GS	MIN	FG-FGA	PCT	3FG-FGA	PCT	FT-FTA	PCT	OFF	DEF	TOT	AST	PF-DQ	STL	TO	BLK	PTS	AVG	HI
Gasol	2-2	63	15-31	.484	8-16	.500	5-7	.714	1	8	9	7	1-0	1	7	1	43	21.5	29
Conley	2-2	59	14-30	.467	3-9	.333	9-11	.818	0	4	4	7	5-0	3	3	0	40	20.0	26
Casspi	1-0	36	7-13	.538	1-3	.333	2-4	.500	2	4	6	2	1-0	0	1	0	17	17.0	17
Green	1-0	26	4-11	.364	2-5	.400	4-6	.667	6	4	10	3	2-0	1	4	3	14	14.0	14
Mack	2-0	47	10-22	.455	4-9	.444	2-3	.667	1	6	7	11	2-0	1	1	0	26	13.0	15
Holiday	1-1	17	1-4	.250	1-2	.500	2-2	1.000	0	4	4	1	2-0	4	2	1	5	5.0	5
Jackson	2-2	37	7-15	.467	1-2	.500	5-6	.833	1	6	7	1	9-0	4	1	1	20	10.0	13
Seiden	1-0	21	4-8	.500	0-4	.000	1-1	1.000	2	0	2	2	1-0	0	0	0	9	9.0	9
Carter	1-0	28	3-9	.333	2-6	.333	0-1	.000	1	1	2	5	1-0	2	2	2	8	8.0	8
M. Brooks	1-0	16	3-6	.500	1-2	.500	0-0	---	0	2	2	3	1-0	0	2	1	7	7.0	7
Temple	2-2	59	4-16	.250	1-8	.125	4-4	1.000	0	6	6	4	5-0	2	1	2	13	6.5	11
Anderson	1-1	39	3-5	.600	0-0	---	0-0	---	1	7	8	5	5-0	0	2	1	6	6.0	6
Noah	1-0	13	2-4	.500	0-0	---	0-0	---	0	6	6	0	0-0	0	0	0	4	4.0	4
Rabb	1-0	6	2-2	1.000	0-0	---	0-0	---	2	2	4	0	0-0	0	0	0	4	4.0	4
Watanabe	2-0	14	0-2	.000	0-1	.000	1-4	.250	0	5	5	2	0-0	1	0	1	1	0.5	1
<b>GRIZZLIES</b>	<b>2</b>	<b>480</b>	<b>79-178</b>	<b>.444</b>	<b>24-67</b>	<b>.358</b>	<b>35-49</b>	<b>.714</b>	<b>17</b>	<b>65</b>	<b>82</b>	<b>53</b>	<b>35-0</b>	<b>19</b>	<b>29</b>	<b>13</b>	<b>217</b>	<b>108.5</b>	<b>116</b>

### MILWAUKEE VS. MEMPHIS

PLAYER	G-GS	MIN	FG-FGA	PCT	3FG-FGA	PCT	FT-FTA	PCT	OFF	DEF	TOT	AST	PF-DQ	STL	TO	BLK	PTS	AVG	HI
Antetokounmpo	2-2	56	20-28	.714	0-3	.000	18-20	.900	2	18	20	7	8-0	2	7	4	58	29.0	31
Middleton	2-2	59	12-24	.500	2-8	.250	10-10	1.000	1	10	11	8	3-0	1	4	0	36	18.0	25
Bledsoe	2-2	55	11-24	.458	3-10	.300	6-8	.750	1	7	8	11	7-0	5	2	0	31	15.5	16
Wilson	1-0	23	5-9	.556	3-5	.600	0-0	---	0	2	2	2	0-0	0	1	2	13	13.0	13
Brown	1-0	28	4-5	.800	2-3	.667	1-2	.500	1	6	7	4	2-0	1	5	1	11	11.0	11
Connaughton	2-0	39	7-11	.636	3-7	.429	2-4	.500	3	6	9	4	4-0	2	4	1	19	9.5	16
Hill	1-0	15	3-6	.500	1-2	.500	2-2	1.000	0	3	3	2	2-0	1	0	0	9	9.0	9
Brogdon	2-2	53	7-20	.350	1-5	.200	2-3	.667	2	9	11	4	2-0	0	5	2	17	8.5	9
Lopez	2-2	50	6-12	.500	3-7	.429	0-0	---	1	5	6	4	3-0	0	1	2	15	7.5	9
Ilyasova	2-0	43	4-14	.286	1-8	.125	0-0	---	3	4	7	0	5-0	1	2	0	9	4.5	6
DiVincenzo	1-0	6	1-2	.500	1-2	.500	0-0	---	0	0	0	0	2-0	0	0	0	3	3.0	3
Maker	2-0	18	1-3	.333	1-2	.500	0-0	---	0	6	6	1	4-0	0	0	2	3	1.5	3
Henson	1-0	5	0-2	.000	0-2	.000	0-0	---	0	3	3	1	0-0	0	0	0	0	0.0	0
Smith	1-0	6	0-3	.000	0-3	.000	0-0	---	0	0	0	0	2-0	1	0	0	0	0.0	0
Snell	2-0	23	0-2	.000	0-2	.000	0-0	---	0	1	1	1	3-0	0	0	2	0	0.0	0
<b>BUCKS</b>	<b>2</b>	<b>480</b>	<b>81-165</b>	<b>.491</b>	<b>21-69</b>	<b>.304</b>	<b>41-49</b>	<b>.837</b>	<b>14</b>	<b>80</b>	<b>94</b>	<b>49</b>	<b>47-0</b>	<b>14</b>	<b>32</b>	<b>16</b>	<b>224</b>	<b>112.0</b>	<b>113</b>



## ALL-TIME SERIES

SEASON	W-L	DATE	RESULT	HOME	VISITOR
2018-19	1-1	1/16/19	L	Grizzlies 101	Milwaukee 111
		11/14/18	W	Milwaukee 113	Grizzlies 116
2017-18	0-2	3/12/18	L	Grizzlies 103	Milwaukee 121
		11/13/17	L	Milwaukee 110	Grizzlies 103
2016-17	1-1	3/13/17	W	Grizzlies 113	Milwaukee 93
		11/12/16	L	Milwaukee 106	Grizzlies 96
2015-16	1-1	3/17/16	L	Milwaukee 96	Grizzlies 86
		1/28/16	W	Grizzlies 103	Milwaukee 83
2014-15	1-1	3/14/15	W	Grizzlies 96	Milwaukee 83
		11/8/14	L	Milwaukee 93	Grizzlies 92
2013-14	2-0	2/1/14	W	Grizzlies 99	Milwaukee 90
		1/15/14	W	Milwaukee 77	Grizzlies 82
2012-13	2-0	12/19/12	W	Grizzlies 90	Milwaukee 80
		11/7/12	W	Milwaukee 90	Grizzlies 108
2011-12	1-0	3/31/12	W	Milwaukee 95	Grizzlies 99
2010-11	2-0	2/11/11	W	Grizzlies 89	Milwaukee 86
		1/22/11	W	Milwaukee 81	Grizzlies 94
2009-10	0-2	3/28/10 (ot)	L	Milwaukee 108	Grizzlies 103
		11/21/09	L	Grizzlies 98	Milwaukee 103
2008-09	1-1	4/4/09	W	Milwaukee 102	Grizzlies 107
		11/14/08 (ot)	L	Grizzlies 96	Milwaukee 101
2007-08	0-2	2/5/08	L	Grizzlies 97	Milwaukee 102
		11/14/07	L	Milwaukee 102	Grizzlies 99
2006-07	0-2	12/27/06	L	Grizzlies 96	Memphis 112
		12/8/06	L	Milwaukee 100	Grizzlies 94

SEASON	W-L	DATE	RESULT	HOME	VISITOR
2005-06	1-1	4/7/06	W	Grizzlies 100	Milwaukee 90
		2/4/06	L	Milwaukee 88	Grizzlies 78
2004-05	2-0	4/1/05	W	Milwaukee 82	Grizzlies 93
		1/15/05	W	Grizzlies 101	Milwaukee 82
2003-04	1-1	2/27/04	L	Milwaukee 106	Grizzlies 104
		2/6/04	W	Grizzlies 105	Milwaukee 85
2002-03	2-0	2/16/03	W	Milwaukee 95	Grizzlies 101
		12/20/02	W	Grizzlies 95	Milwaukee 84
2001-02	0-2	2/7/02	L	Milwaukee 107	Grizzlies 103
		12/18/01	L	Grizzlies 105	Milwaukee 114
2000-01	1-1	2/23/01	L	Milwaukee 93	Grizzlies 81
		1/7/01	W	Grizzlies 120	Milwaukee 117
1999-00	1-1	2/19/00	W	Milwaukee 100	Grizzlies 111
		1/31/00	L	Grizzlies 87	Milwaukee 92
1998-99	---	No games			
1997-98	1-1	11/26/97	L	Milwaukee 101	Grizzlies 82
		11/15/97	W	Grizzlies 109	Milwaukee 94
1996-97	0-2	4/1/97	L	Grizzlies 91	Milwaukee 102
		11/6/96	L	Milwaukee 105	Grizzlies 89
1995-96	1-1	1/22/96	W	Milwaukee 92	Grizzlies 100
		12/3/95	L	Grizzlies 95	Milwaukee 109
1995-96	0-2	3/20/96	L	Atlanta 98	Grizzlies 93
		2/16/96	L	Grizzlies 100	Atlanta 110

INTRO

PLAYERS

EXECUTIVE

B-BALL OPS

BUSINESS OPS

MEDIA

HISTORY

PLAYOFFS

REVIEW

OPPONENTS

NBA

FEDERFORUM

AT A GLANCE



# MINNESOTA TIMBERWOLVES



## WESTERN CONFERENCE NORTHWEST DIVISION

**Home Court:** Target Center – 18,978 (1990)

**Office:** 600 Hennepin Ave. Suite 300, Minneapolis, MN 55403

**Phone:** (612) 673-1600 **Website:** timberwolves.com

**Owner:** Glen Taylor

**Chief Executive Officer:** Ethan Casson

**President of Basketball Operations/Head Coach:** Gersson Rosas

**Executive Vice President of Basketball Operations:** Sachin Gupta

**General Manager:** Scott Layden

**Assistant General Manager:** Gianluca Pascucci, Joe Branch

**Head Coach:** Ryan Saunders

**Associate Head Coach:** David Vanterpool

**Assistant Coaches:** Pablo Prigioni, Bryan Gates

**Assistant Coaches/Player Development:** Kevin Hanson, Kevin Burleson

**Vice President of Player Health/Head Athletic Trainer:** Gregg Farnam

**Communications Staff:** Bri Bauer, Aaron Seehusen, Dan Bell, Aaron Freeman, Sara Perez, Corrie Hemry

**Television:** Fox Sports North, Dave Benin, Jim Petersen

**Radio:** WCCO AM 830, Alan Horton

**Team Colors:** Blue, Green, Silver, Black

## GRIZZLIES STREAKS

**Overall:** 42-49 (1-L)

**Home:** 24-21 (1-L)

**Road:** 18-28 (1-L)

## 2019-20 SCHEDULE

Wed, Nov. 6, 2019 at Memphis

Sun, Dec. 1, 2019 at Minnesota

Tue, Jan 7, 2020 at Memphis

## LAST WIN/LOSS

	DATE	SCORE
<b>Last Home Win</b>	2/5/19	108-106
<b>Last Home Loss</b>	3/23/19	99-112
<b>Last Road Win</b>	11/18/18	100-87
<b>Last Road Loss</b>	1/30/19	97-99 (ot)

## BIGGEST WIN/WORST LOSS

	DATE	SCORE	MARGIN
<b>Biggest Win</b>	12/1/07	109-80	29
<b>Worst Loss</b>	11/1/16	80-116	36

## 2018-19 SEASON SERIES STATISTICS

### MEMPHIS VS. MINNESOTA

PLAYER	G-GS	MIN	FG-FGA	PCT	3FG-FGA	PCT	FT-FTA	PCT	OFF	DEF	TOT	AST	PF-QD	STL	TO	BLK	PTS	AVG	HI
Conley	4-4	146	31-71	.437	13-27	.481	17-19	.895	2	10	12	28	5-0	7	8	0	92	23.0	26
Gasol	2-2	79	14-29	.483	5-12	.417	12-17	.706	5	15	20	7	7-0	2	3	3	45	22.5	26
Valanciunas	1-1	26	7-15	.467	1-1	1.000	5-7	.714	6	8	14	3	5-0	0	4	3	20	20.0	20
Jackson	3-3	79	15-31	.484	6-11	.545	9-12	.750	2	11	13	4	13-1	1	11	6	45	15.0	23
Anderson	2-2	66	8-14	.571	0-1	.000	2-3	.667	3	7	10	8	8-0	2	4	2	18	9.0	14
Parsons	1-0	20	4-8	.500	1-4	.250	0-0	---	0	2	2	2	1-0	0	2	0	9	9.0	9
Rabb	4-1	76	14-21	.667	0-0	---	8-12	.667	14	12	26	2	12-0	2	2	2	36	9.0	19
Dorsey	1-1	26	3-13	.231	1-6	.167	1-1	1.000	2	3	5	1	3-0	1	1	0	8	8.0	8
Holiday	3-3	93	9-31	.290	2-8	.250	4-5	.800	5	13	18	6	2-0	4	4	1	24	8.0	17
Temple	1-1	33	3-9	.333	1-2	.500	1-2	.500	1	7	8	1	4-0	2	1	0	8	8.0	8
Mack	3-0	62	8-24	.333	3-10	.300	1-1	1.000	0	2	2	3	4-0	2	2	0	20	6.7	12
Caboclo	3-1	79	6-19	.316	3-12	.250	4-4	1.000	2	8	10	3	8-0	2	1	6	19	6.3	9
Casspi	1-0	11	1-4	.250	1-2	.500	3-5	.600	0	1	1	0	0-0	2	0	0	6	6.0	6
Wright	1-0	27	5-10	.500	2-4	.500	0-0	---	3	1	4	6	2-0	2	2	0	12	12.0	12
Noah	2-0	21	3-8	.375	0-0	---	5-6	.833	3	7	10	4	5-0	1	1	1	11	5.5	6
M. Brooks	1-0	12	2-7	.286	1-4	.250	0-0	---	0	4	4	3	0-0	1	1	0	5	5.0	5
Green	2-0	26	3-9	.333	0-0	---	2-2	1.000	4	5	9	1	4-0	1	2	2	8	4.0	8
Washburn	3-1	40	4-12	.333	2-7	.286	0-0	---	3	3	6	2	0-0	1	1	0	10	3.3	7
Watanabe	2-0	27	2-7	.286	1-3	.333	0-0	---	1	4	5	0	2-0	0	0	0	5	2.5	5
Carter	3-0	25	1-6	.167	0-3	.000	1-2	.500	0	0	0	3	1-0	0	2	0	3	1.0	2
Seiden	1-0	10	0-3	.000	0-1	.000	0-0	---	0	1	1	0	1-0	0	1	0	0	0.0	0
<b>GRIZZLIES</b>	<b>4</b>	<b>985</b>	<b>143-351</b>	<b>.407</b>	<b>43-118</b>	<b>.364</b>	<b>75-98</b>	<b>.765</b>	<b>56</b>	<b>124</b>	<b>180</b>	<b>87</b>	<b>87-1</b>	<b>33</b>	<b>53</b>	<b>26</b>	<b>404</b>	<b>101.0</b>	<b>108</b>

### MINNESOTA VS. MEMPHIS

PLAYER	G-GS	MIN	FG-FGA	PCT	3FG-FGA	PCT	FT-FTA	PCT	OFF	DEF	TOT	AST	PF-QD	STL	TO	BLK	PTS	AVG	HI
Towns	4-4	133	33-61	.541	5-16	.313	19-19	1.000	14	57	71	10	19-0	1	15	3	90	22.5	33
Rose	1-0	30	6-11	.545	2-4	.500	4-4	1.000	0	3	3	3	0-0	1	2	0	18	18.0	18
Covington	1-1	37	5-11	.455	4-8	.500	1-2	.500	0	2	2	2	2-0	4	0	1	15	15.0	15
Wiggins	4-4	145	24-70	.343	4-18	.222	8-11	.727	8	9	17	11	9-0	1	14	3	60	15.0	22
Saric	4-1	106	16-34	.471	13-23	.565	10-10	1.000	3	12	15	10	14-0	4	8	1	55	13.8	22
Deng	2-0	42	10-16	.625	3-6	.500	1-2	.500	2	9	11	1	1-0	2	0	0	24	12.0	18
Okogie	3-3	79	11-25	.440	2-8	.250	9-10	.900	1	12	13	4	9-0	3	6	1	33	11.0	17
Bates-Diop	1-0	22	4-6	.667	0-0	---	0-0	---	0	2	2	0	2-0	2	1	1	8	8.0	8
Bayless	3-2	97	10-30	.333	2-10	.200	2-4	.500	4	8	12	21	6-0	3	2	1	24	8.0	19
Jones	2-1	50	5-11	.455	1-3	.333	3-3	1.000	3	4	7	13	1-0	1	1	0	14	7.0	12
Dieng	4-0	59	9-19	.474	0-2	.000	5-6	.833	6	11	17	6	9-0	2	3	4	23	5.8	10
Gibson	3-3	69	7-19	.368	0-1	.000	3-4	.750	8	3	11	1	9-0	5	5	1	17	5.7	10
Tolliver	3-0	60	5-15	.333	4-13	.308	2-2	1.000	0	8	8	3	3-0	1	1	3	16	5.3	10
Canaan	2-0	27	1-7	.143	1-5	.200	2-2	1.000	0	1	1	7	2-0	0	1	1	5	2.5	3
Teague	1-1	29	1-9	.111	0-2	.000	0-0	---	1	3	4	4	1-0	1	3	0	2	2.0	2
Reynolds	1-0	3	0-1	.000	0-0	---	0-0	---	0	0	0	0	0-0	0	0	0	0	0.0	0
<b>TIMBERWOLVES</b>	<b>4</b>	<b>985</b>	<b>147-345</b>	<b>.426</b>	<b>41-119</b>	<b>.345</b>	<b>69-79</b>	<b>.873</b>	<b>50</b>	<b>144</b>	<b>194</b>	<b>96</b>	<b>87-0</b>	<b>31</b>	<b>69</b>	<b>20</b>	<b>404</b>	<b>101.0</b>	<b>112</b>



## ALL-TIME SERIES

SEASON	W-L	DATE	RESULT	HOME	VISITOR	SEASON	W-L	DATE	RESULT	HOME	VISITOR
2018-19	2-2	3/23/19	L	Grizzlies 99	Minnesota 112	2005-06	3-1	4/19/06 (2ot)	W	Minnesota 92	Grizzlies 102
		2/5/19	W	Grizzlies 108	Minnesota 106			4/11/06	W	Grizzlies 92	Minnesota 76
		1/30/19 (ot)	L	Minnesota 99	Grizzlies 97			2/26/06	L	Minnesota 105	Grizzlies 99
		11/18/18	W	Minnesota 87	Grizzlies 100			1/25/06	W	Grizzlies 107	Minnesota 87
2017-18	2-1	4/9/18	L	Minnesota 113	Grizzlies 94	2004-05	3-1	3/18/05	W	Grizzlies 88	Minnesota 83
		3/26/18	W	Minnesota 93	Grizzlies 101			2/8/05	W	Grizzlies 108	Minnesota 96
		12/4/17	W	Grizzlies 95	Minnesota 92			1/1/05	W	Minnesota 95	Grizzlies 104
2016-17	3-1	2/4/17	W	Minnesota 99	Grizzlies 107			11/26/04	L	Minnesota 115	Grizzlies 90
		11/19/16	W	Grizzlies 93	Minnesota 71	2003-04	1-3	4/14/04	L	Grizzlies 90	Minnesota 107
		11/1/16	L	Minnesota 116	Grizzlies 80			4/4/04	L	Minnesota 90	Grizzlies 82
		10/26/16	W	Grizzlies 102	Minnesota 98			2/8/04	W	Minnesota 98	Grizzlies 99
2015-16	2-2	3/16/16	L	Grizzlies 108	Minnesota 114			11/28/04	L	Grizzlies 98	Minnesota 102
		2/19/16	W	Grizzlies 109	Minnesota 104	2002-03	0-4	4/16/03	L	Grizzlies 87	Minnesota 95
		1/23/16	L	Minnesota 106	Grizzlies 101			3/18/03	L	Minnesota 96	Grizzlies 80
		11/15/15	W	Minnesota 106	Grizzlies 114			11/19/02 (ot)	L	Minnesota 110	Grizzlies 106
2014-15	2-1	2/28/15	W	Minnesota 97	Grizzlies 101			11/15/02	L	Grizzlies 95	Minnesota 99
		2/6/15	L	Minnesota 90	Grizzlies 89	2001-02	0-4	4/3/02	L	Minnesota 92	Grizzlies 81
		10/29/14	W	Grizzlies 105	Minnesota 101			3/21/02	L	Grizzlies 93	Minnesota 95
2013-14	2-2	4/2/14	L	Minnesota 102	Grizzlies 88			12/6/01	L	Grizzlies 80	Minnesota 105
		3/24/14	W	Grizzlies 109	Minnesota 92			11/2/01	L	Minnesota 111	Grizzlies 102
		1/31/14	W	Minnesota 90	Grizzlies 94	2000-01	1-3	4/10/01	L	Grizzlies 91	Minnesota 104
		12/15/13	L	Grizzlies 93	Minnesota 101			2/18/01	W	Minnesota 102	Grizzlies 110
2012-13	3-0	3/30/13	W	Minnesota 86	Grizzlies 99			1/21/01	L	Grizzlies 94	Minnesota 96
		3/18/13	W	Grizzlies 92	Minnesota 77			11/22/00	L	Minnesota 101	Grizzlies 100
		2/10/13	W	Grizzlies 105	Minnesota 88	1999-00	0-4	4/14/00	L	Grizzlies 94	Minnesota 104
2011-12	4-0	4/17/12	W	Minnesota 84	Grizzlies 91			2/18/00	L	Minnesota 103	Grizzlies 91
		3/27/12	W	Grizzlies 93	Minnesota 86			11/27/99	L	Minnesota 113	Grizzlies 82
		2/8/12	W	Grizzlies 85	Minnesota 80			11/21/99	L	Grizzlies 81	Minnesota 105
		1/4/12	W	Minnesota 86	Grizzlies 90	1998-99	1-3	4/16/99	L	Minnesota 89	Grizzlies 75
2010-11	4-0	4/2/11	W	Grizzlies 106	Minnesota 89			3/18/99	W	Grizzlies 86	Minnesota 81
		2/23/11	W	Minnesota 95	Grizzlies 104			3/4/99	L	Grizzlies 93	Minnesota 102
		2/2/11	W	Minnesota 84	Grizzlies 102			2/19/99	L	Minnesota 115	Grizzlies 96
		10/30/10	W	Grizzlies 109	Minnesota 89	1997-98	0-4	3/21/98	L	Minnesota 102	Grizzlies 88
2009-10	3-1	2/6/10	L	Minnesota 109	Grizzlies 102			1/29/98	L	Grizzlies 106	Minnesota 112
		1/15/10	W	Grizzlies 135	Minnesota 110			11/29/97	L	Minnesota 106	Grizzlies 87
		12/2/09	W	Minnesota 95	Grizzlies 97			11/7/97	L	Grizzlies 97	Minnesota 108
		11/14/09	W	Grizzlies 97	Minnesota 87	1996-97	0-4	3/19/97	L	Minnesota 95	Grizzlies 72
2008-09	0-3	3/11/09	L	Minnesota 104	Grizzlies 79			2/19/97	L	Grizzlies 73	Minnesota 84
		1/6/09	L	Grizzlies 87	Minnesota 94			2/6/97	L	Minnesota 103	Grizzlies 86
		12/29/08 (ot)	L	Minnesota 108	Grizzlies 98			1/23/97	L	Grizzlies 76	Minnesota 95
2007-08	2-2	4/12/08	L	Grizzlies 105	Minnesota 114	1995-96	2-2	4/3/96	W	Grizzlies 105	Minnesota 103
		4/6/08	W	Minnesota 101	Grizzlies 113			3/17/96	L	Minnesota 90	Grizzlies 85
		3/19/08	L	Minnesota 98	Grizzlies 94			11/28/95	L	Minnesota 121	Grizzlies 98
		12/1/07	W	Grizzlies 109	Minnesota 80			11/5/95 (ot)	W	Grizzlies 100	Minnesota 98
2006-07	2-1	4/18/07	W	Minnesota 94	Grizzlies 116						
		2/9/07 (ot)	W	Grizzlies 105	Minnesota 97						
		1/12/07	L	Grizzlies 110	Minnesota 116						

INTRO

PLAYERS

EXECUTIVE

B-BALL OPS

BUSINESS OPS

MEDIA

HISTORY

PLAYOFFS

REVIEW

OPPONENTS

NBA

FEDERFORUM

AT A GLANCE





# NEW ORLEANS PELICANS



## WESTERN CONFERENCE SOUTHWEST DIVISION

**Home Court:** Smoothie King Center – 16,867 (1999)  
**Office:** 5800 Airline Drive, Metairie, LA 70003  
**Phone:** (504) 593-4700 **Website:** pelicans.com

**Owner:** Gayle Benson

**President:** Dennis Lauscha

**Executive Vice President of Basketball Operations:** David Griffin

**General Manager:** Trajan Langdon

**Vice President of Basketball Operations/Team Development:** Swin Cash

**Head Coach:** Alvin Gentry

**Associate Head Coach, Offense:** Chris Finch

**Associate Head Coach, Defense:** Jeff Bzdelik

**Assistant Coaches:** Fred Vinson, Jamelle McMillan

**Assistant Coaches/Player Development:** Joe Boylan, Michael Ruffin

**Head Strength and Conditioning Coach:** Jason Sumerlin

**Communications Staff:** Greg Bensele, Matt Ryan, Will McClaran, Chris Trahan, Jordy Spitale

**Television:** Fox Sports New Orleans. Joel Meyers, Antonio Daniels, Jen Hale

**Radio:** ESPN New Orleans (100.3 FM). Todd Graffagnini, John DeShazier, Daniel Sallerson, Caroline Gonzalez

**Team Colors:** Blue, Red, Gold, White

## GRIZZLIES STREAKS

**Overall:** 30-34 (1-W)

**Home:** 19-13 (1-W)

**Road:** 11-21 (1-L)

## 2019-20 SCHEDULE

Mon, Jan 20, 2020 at Memphis

Fri, Jan 31, 2020 at New Orleans

Sat, March 21, 2020 at Memphis

Tue, March 24, 2020 at New Orleans

## LAST WIN/LOSS

	DATE	SCORE
Last Home Win	2/9/19	99-90
Last Home Loss	1/21/19	85-105
Last Road Win	12/7/18	107-103
Last Road Loss	1/7/19	95-114

## BIGGEST WIN/WORST LOSS

	DATE	SCORE	MARGIN
Biggest Win	4/8/15	110-74	36
Worst Loss	4/4/18	95-123	28

## 2018-19 SEASON SERIES STATISTICS

### MEMPHIS VS. NEW ORLEANS

PLAYER	G-GS	MIN	FG-FGA	PCT	3FG-FGA	PCT	FT-FTA	PCT	OFF	DEF	TOT	AST	PF-DQ	STL	TO	BLK	PTS	AVG	HI
Conley	4-4	138	17-49	.347	7-25	.280	21-25	.840	6	9	15	37	4-0	7	7	0	62	15.5	22
Green	3-0	67	17-33	.515	6-13	.462	5-7	.714	3	15	18	0	16-1	2	4	0	45	15.0	24
Gasol	3-3	96	17-41	.415	2-9	.222	8-10	.800	3	16	19	14	12-1	1	3	3	44	14.7	22
Noah	3-0	61	17-27	.630	0-0	---	6-7	.857	9	18	27	7	10-0	3	6	1	40	13.3	19
Anderson	2-2	64	10-17	.588	2-3	.667	2-4	.500	3	13	16	9	3-0	3	3	4	24	12.0	19
Holiday	3-2	81	9-21	.429	5-13	.385	4-4	1.000	1	9	10	4	1-0	4	5	1	27	9.0	15
Jackson	4-4	95	17-42	.405	2-7	.286	7-11	.636	2	4	6	2	13-0	2	4	3	43	10.8	14
Bradley	1-1	25	3-10	.300	2-4	.500	0-0	---	0	1	1	2	3-0	1	3	0	8	8.0	8
Wright	1-0	23	3-7	.429	0-3	.000	1-2	.500	0	1	1	2	2-0	1	1	0	7	7.0	7
Temple	3-3	103	9-29	.310	6-19	.316	1-2	.500	3	13	16	8	9-0	2	6	3	25	8.3	9
Miles	1-0	21	6-9	.667	1-3	.333	0-0	---	0	2	2	2	1-0	0	0	0	13	13.0	13
M. Brooks	1-0	15	3-5	.600	0-1	.000	1-2	.500	1	0	1	0	0-0	1	0	0	7	7.0	7
Casspi	2-0	29	5-7	.714	1-1	1.000	2-2	1.000	1	4	5	2	1-0	1	0	1	13	6.5	9
Rabb	3-1	40	7-13	.538	0-0	---	3-5	.600	2	10	12	4	4-0	0	0	0	17	5.7	10
Mack	2-0	38	3-10	.300	1-2	.500	0-0	---	0	2	2	7	2-0	1	5	0	7	3.5	5
Caboclo	1-0	7	1-3	.333	0-2	.000	0-0	---	1	1	2	0	5-0	0	1	1	2	2.0	2
Watanabe	2-0	9	1-4	.250	0-2	.000	0-0	---	0	0	0	0	2-0	0	0	0	2	1.0	2
Carter	3-0	47	0-10	.000	0-6	.000	0-0	---	1	4	5	6	3-0	2	2	0	0	0.0	0
Washburn	1-0	1	0-0	---	0-0	---	0-0	---	0	0	0	0	0-0	0	0	0	0	0.0	0
GRIZZLIES	4	960	145-337	.430	35-113	.310	61-81	.753	36	122	158	106	91-2	31	53	17	386	96.5	107

### NEW ORLEANS VS. MEMPHIS

PLAYER	G-GS	MIN	FG-FGA	PCT	3FG-FGA	PCT	FT-FTA	PCT	OFF	DEF	TOT	AST	PF-DQ	STL	TO	BLK	PTS	AVG	HI
Davis	3-3	105	28-49	.571	0-7	.000	19-26	.731	5	35	40	12	10-0	6	7	9	75	25.0	36
Randle	4-3	127	28-50	.560	1-8	.125	25-36	.694	8	32	40	12	14-0	5	17	1	82	20.5	26
Holiday	4-4	141	28-55	.509	4-11	.364	9-17	.529	8	19	27	28	3-0	7	10	1	69	17.3	21
Okafor	2-1	59	12-17	.706	0-0	---	5-8	.625	5	12	17	2	5-0	2	2	2	29	14.5	20
Hill	1-1	30	5-8	.625	4-6	.667	0-0	---	0	1	1	0	2-0	0	1	0	14	14.0	14
Mitotic	2-0	53	7-21	.333	5-16	.313	6-6	1.000	0	8	8	2	9-0	1	5	2	25	12.5	21
Payton	2-2	57	8-18	.444	1-2	.500	3-3	1.000	1	5	6	8	3-0	5	7	0	20	10.0	11
Jackson	3-1	62	11-24	.458	4-9	.444	0-0	---	1	6	7	2	5-0	2	0	0	26	8.7	17
Miller	4-2	97	7-25	.280	5-21	.238	2-3	.667	0	5	5	4	8-0	1	2	3	21	5.3	8
Frazier	4-1	83	8-15	.533	2-7	.286	2-2	1.000	1	8	9	14	10-0	2	7	1	20	5.0	7
Moore	3-1	62	6-20	.300	1-7	.143	2-2	1.000	3	2	5	2	2-0	0	5	0	15	5.0	6
Williams	2-1	46	4-12	.333	1-7	.143	1-2	.500	6	7	13	9	5-0	0	0	1	10	5.0	10
S. Johnson	1-0	8	0-3	.000	0-2	.000	0-0	---	0	1	1	0	1-0	1	0	0	0	0.0	0
Clark	2-0	11	1-3	.333	0-2	.000	0-0	---	0	0	0	1	2-0	0	1	0	2	1.0	2
Diallo	4-0	21	2-3	.667	0-0	---	0-0	---	1	4	5	0	3-0	0	2	1	4	1.0	4
PELICANS	4	960	155-323	.480	28-105	.267	74-106	.698	39	145	184	96	82-0	32	66	21	412	103.0	114



## ALL-TIME SERIES

SEASON	W-L	DATE	RESULT	HOME	VISITOR	SEASON	W-L	DATE	RESULT	HOME	VISITOR
2018-19	2-2	2/9/19	W	Grizzlies 99	New Orleans 90	2010-11	2-2	4/10/11	W	Grizzlies 111	New Orleans 89
		1/21/19	L	Grizzlies 85	New Orleans 105			4/1/11	W	New Orleans 81	Grizzlies 93
		1/7/19	L	New Orleans 114	Grizzlies 95			3/4/11	L	Grizzlies 91	New Orleans 98
		12/7/18	W	New Orleans 107	Grizzlies 103			1/19/11 (ot)	L	New Orleans 103	Grizzlies 102
2017-18	2-2	4/4/18	L	New Orleans 123	Grizzlies 95	2009-10	2-2	4/2/10	W	Grizzlies 107	New Orleans 96
		1/20/18	L	New Orleans 111	Grizzlies 104			3/3/10	W	New Orleans 100	Grizzlies 104
		1/10/18	W	Grizzlies 105	New Orleans 102			1/30/10 (ot)	L	Grizzlies 102	New Orleans 109
		10/18/17	W	Grizzlies 103	New Orleans 91			1/20/10	L	New Orleans 113	Grizzlies 111
2016-17	2-2	3/21/17	L	New Orleans 95	Grizzlies 82	2008-09	1-3	3/20/09	L	New Orleans 96	Grizzlies 84
		2/15/17	L	Grizzlies 91	New Orleans 95			2/9/09	W	Grizzlies 85	New Orleans 80
		12/5/16 (2ot)	W	New Orleans 108	Grizzlies 110			12/16/08	L	Grizzlies 84	New Orleans 91
		11/2/16 (ot)	W	Grizzlies 89	New Orleans 83			12/6/08	L	New Orleans 106	Grizzlies 87
2015-16	4-0	3/11/16 (ot)	W	Grizzlies 121	New Orleans 114	2007-08	0-4	2/9/08	L	New Orleans 112	Grizzlies 99
		2/1/16	W	New Orleans 95	Grizzlies 110			12/26/07	L	Grizzlies 98	New Orleans 116
		1/18/16	W	Grizzlies 101	New Orleans 99			12/7/07 (ot)	L	New Orleans 118	Grizzlies 116
		12/1/15	W	New Orleans 104	Grizzlies 113			11/16/07 (ot)	L	Grizzlies 103	New Orleans 120
2014-15	2-2	4/8/15	W	Grizzlies 110	New Orleans 74	2006-07	1-3	3/20/07	L	Grizzlies 103	NOK 114
		3/7/15	L	New Orleans 95	Grizzlies 89			2/13/07	W	Grizzlies 108	NOK 104
		1/9/15	L	New Orleans 106	Grizzlies 95			2/10/07	L	NOK 114	Grizzlies 99
		11/3/14	W	Grizzlies 93	New Orleans 81			12/22/06 (ot)	L	NOK 100	Grizzlies 97
2013-14	1-3	3/12/14	W	New Orleans 88	Grizzlies 90	2005-06	1-3	3/31/06	L	NOK 107	Grizzlies 102
		1/20/14	L	Grizzlies 92	New Orleans 95			1/28/06	L	Grizzlies 86	NOK 95
		12/13/13	L	New Orleans 104	Grizzlies 98			1/18/06	L	NOK 87	Grizzlies 79
		11/6/13	L	Grizzlies 84	New Orleans 99			12/6/05	W	Grizzlies 89	NOK 73
2012-13	2-2	3/22/13	L	New Orleans 90	Grizzlies 83	2004-05	3-1	3/26/05	L	Grizzlies 85	New Orleans 96
		3/9/13	W	Grizzlies 96	New Orleans 85			3/16/05	W	New Orleans 82	Grizzlies 88
		1/27/13	L	Grizzlies 83	New Orleans 91			1/31/05	W	New Orleans 91	Grizzlies 98
		12/7/12	W	New Orleans 96	Grizzlies 89			1/7/05	W	Grizzlies 84	New Orleans 76
2011-12	3-1	4/18/12	W	Grizzlies 103	New Orleans 91	2003-04	1-1	2/28/04	W	Grizzlies 97	New Orleans 92
		4/15/12	L	New Orleans 88	Grizzlies 75			12/20/03	L	New Orleans 94	Grizzlies 89
		1/18/12	W	New Orleans 87	Grizzlies 93	2002-03	1-1	2/21/03 (ot)	L	New Orleans 125	Grizzlies 123
		1/14/12	W	Grizzlies 108	New Orleans 99			1/6/03	W	Grizzlies 106	New Orleans 102

INTRO

PLAYERS

EXECUTIVE

B-BALL OPS

BUSINESS OPS

MEDIA

HISTORY

PLAYOFFS

REVIEW

OPPONENTS

NBA

FEDERFORUM

AT A GLANCE



# NEW YORK KNICKS



## EASTERN CONFERENCE ATLANTIC DIVISION

**Home Court:** Madison Square Garden – 19,812 (1968)

**Office:** Two Pennsylvania Plaza, New York, NY 10121

**Phone:** (212) 465-6471 **Website:** nyknicks.com

**Executive Chairman:** James L. Dolan

**President:** Steve Mills

**General Manager:** Scott Perry

**Head Coach:** David Fizdale

**Assistant Coaches:** Mike Miller, Jud Buechler, Kaleb Canales, Royal Ivey, Keith Smart, Pat Sullivan

**Head Athletic Trainer:** Roger Hinds

**Public Relations Staff:** Gregg Schwartz, Derek Lapinski, Brittany Stamoulis

**Television:** MSG Network. Mike Breen, Walt Frazier, Rebecca Haarlow

**Radio:** ESPN Radio 98.7 FM. Mike Crispino, Brendan Brown

**Team Colors:** Orange, Blue, White

## GRIZZLIES STREAKS

**Overall:** 23-22 (1-W)

**Home:** 13-10 (1-L)

**Road:** 10-12 (1-W)

## 2018-19 SCHEDULE

Wed, Jan. 29, 2020 at New York

Wed, April 1, 2020 at Memphis

## LAST WIN/LOSS

	DATE	SCORE
<b>Last Home Win</b>	1/17/18	105-99
<b>Last Home Loss</b>	11/25/18	98-103
<b>Last Road Win</b>	2/3/19	96-84
<b>Last Road Loss</b>	12/6/17	88-99

## BIGGEST WIN/WORST LOSS

	DATE	SCORE	MARGIN
<b>Biggest Win</b>	1/5/15	105-83	22
<b>Worst Loss</b>	11/12/08	103-132	29

## 2018-19 SEASON SERIES STATISTICS

### MEMPHIS VS. NEW YORK

PLAYER	G-GS	MIN	FG-FGA	PCT	3FG-FGA	PCT	FT-FTA	PCT	OFF	DEF	TOT	AST	PF-DQ	STL	TO	BLK	PTS	AVG	HI
Gasol	2-2	72	21-40	.525	4-10	.400	5-9	.556	4	13	17	9	4-0	3	1	5	51	25.5	27
Conley	2-2	73	17-41	.415	4-16	.250	10-11	.909	2	10	12	18	1-0	4	1	1	48	24.0	25
Jackson	2-2	55	11-17	.647	5-6	.833	5-8	.625	5	8	13	5	10-0	0	1	7	32	16.0	16
Holiday	1-1	37	7-16	.438	5-10	.500	0-0	---	0	5	5	2	1-0	0	1	0	19	19.0	19
M. Brooks	1-0	11	3-6	.500	0-0	---	0-0	---	0	0	0	0	1-0	0	0	0	6	6.0	6
Rabb	1-0	14	2-6	.333	0-0	---	1-2	.500	0	2	2	1	1-0	0	1	0	5	5.0	5
Temple	1-1	33	2-6	.333	1-4	.250	0-0	---	0	3	3	1	6-1	0	3	2	5	5.0	5
Anderson	1-1	34	2-3	.667	0-0	---	0-3	.000	1	5	6	3	3-0	1	1	2	4	4.0	4
Casspi	1-0	4	2-3	.667	0-0	---	0-0	---	0	3	3	0	0-0	0	0	0	4	4.0	4
Noah	1-0	16	2-4	.500	0-0	---	0-0	---	0	1	1	2	3-0	0	1	1	4	4.0	4
Green	2-0	29	2-10	.200	0-1	.000	2-2	1.000	3	9	12	0	2-0	0	0	2	6	3.0	6
Mack	2-0	44	3-14	.214	0-5	.000	0-0	---	0	4	4	6	5-0	3	2	1	6	3.0	4
Selden	1-0	11	1-3	.333	1-2	.500	0-0	---	0	2	2	3	1-0	0	0	1	3	3.0	3
Washburn	1-0	20	0-1	.000	0-0	---	1-2	.500	0	5	5	1	1-0	1	0	0	1	1.0	1
Caboclo	1-1	17	0-4	.000	0-2	.000	0-0	---	1	1	2	1	4-0	1	1	0	0	0.0	0
Carlier	1-0	11	0-3	.000	0-0	---	0-0	---	0	3	3	0	0-0	0	1	1	0	0.0	0
<b>GRIZZLIES</b>	<b>2</b>	<b>480</b>	<b>75-177</b>	<b>.424</b>	<b>20-56</b>	<b>.357</b>	<b>24-37</b>	<b>.649</b>	<b>16</b>	<b>74</b>	<b>90</b>	<b>52</b>	<b>43-1</b>	<b>13</b>	<b>16</b>	<b>23</b>	<b>194</b>	<b>97.0</b>	<b>98</b>

### NEW YORK VS. MEMPHIS

PLAYER	G-GS	MIN	FG-FGA	PCT	3FG-FGA	PCT	FT-FTA	PCT	OFF	DEF	TOT	AST	PF-DQ	STL	TO	BLK	PTS	AVG	HI
Hardaway	1-1	38	6-16	.375	3-7	.429	7-7	1.000	0	1	1	2	2-0	0	0	0	22	22.0	22
Kanter	1-1	41	9-16	.563	0-1	.000	3-6	.500	6	20	26	3	4-0	0	2	0	21	21.0	21
Mudray	1-1	23	5-12	.417	2-4	.500	5-5	1.000	0	2	2	4	2-0	1	1	1	17	17.0	17
Burke	1-0	29	3-15	.200	1-2	.500	8-8	1.000	1	2	3	3	0-0	2	1	1	15	15.0	15
Jordan	1-1	29	3-4	.750	0-0	---	6-8	.750	1	11	12	2	1-0	1	1	1	12	12.0	12
Smith	1-1	26	3-9	.333	0-3	.000	2-4	.500	0	3	3	6	3-0	1	2	1	8	8.0	8
Kornet	1-0	20	4-9	.444	3-7	.429	0-0	---	1	3	4	1	1-0	0	0	3	11	11.0	11
Hezonja	2-1	43	7-13	.538	2-5	.400	2-4	.500	3	9	12	2	1-0	1	4	0	18	9.0	14
Knox	2-1	42	5-21	.238	3-11	.273	4-4	1.000	1	3	4	0	5-0	1	2	1	17	8.5	17
Vonleh	2-2	55	5-9	.556	2-5	.400	4-4	1.000	1	11	12	4	5-0	0	1	1	16	8.0	9
Ntilikina	1-0	13	2-6	.333	1-2	.500	2-2	1.000	2	4	6	1	2-0	0	0	0	7	7.0	7
Trier	2-0	38	6-15	.400	1-2	.500	0-2	.000	2	6	8	2	4-0	0	5	1	13	6.5	10
Dotson	1-1	20	2-7	.286	1-5	.200	0-0	---	0	3	3	2	1-0	0	1	0	5	5.0	5
Matthews	1-0	28	2-8	.250	1-7	.143	0-0	---	0	1	1	0	1-0	0	2	0	5	5.0	5
Allen	1-0	20	0-3	.000	0-1	.000	0-0	---	0	2	2	5	2-0	0	0	1	0	0.0	0
Robinson	1-0	13	0-2	.000	0-0	---	0-0	---	2	0	2	0	3-0	1	0	0	0	0.0	0
<b>KNICKERBOCKERS</b>	<b>2</b>	<b>480</b>	<b>62-165</b>	<b>.376</b>	<b>20-62</b>	<b>.323</b>	<b>43-54</b>	<b>.796</b>	<b>20</b>	<b>81</b>	<b>101</b>	<b>37</b>	<b>37-0</b>	<b>8</b>	<b>25</b>	<b>11</b>	<b>187</b>	<b>93.5</b>	<b>103</b>



## ALL-TIME SERIES

SEASON	W-L	DATE	RESULT	HOME	VISITOR	SEASON	W-L	DATE	RESULT	HOME	VISITOR
2018-19	1-1	2/3/19 11/25/18	W L	New York 84 Grizzlies 98	Grizzlies 96 New York 103	2006-07	0-2	12/4/06 11/1/06 (3ot)	L L	New York 98 Grizzlies 117	Grizzlies 90 New York 118
2017-18	1-1	1/17/18 12/6/17	W L	Grizzlies 105 New York 99	New York 99 Grizzlies 88	2005-06	2-0	3/24/06 3/1/06	W W	New York 75 Grizzlies 101	Grizzlies 91 New York 99
2016-17	1-1	4/7/17 10/29/16	W L	Grizzlies 101 New York 111	New York 88 Grizzlies 104	2004-05	1-1	12/7/04 12/1/04	W L	Grizzlies 96 New York 90	New York 88 Grizzlies 82
2015-16	2-0	2/5/16 1/16/16	W W	New York 85 Grizzlies 103	Grizzlies 91 New York 95	2003-04	1-1	3/24/04 12/26/03	W L	New York 97 Grizzlies 94	Grizzlies 111 New York 98
2014-15	2-0	3/23/15 1/5/15	W W	New York 82 Grizzlies 105	Grizzlies 103 New York 83	2002-03	1-1	3/11/03 1/31/03	W L	New York 85 Grizzlies 102	Grizzlies 87 New York 108
2013-14	2-0	2/18/14 12/21/13	W W	Grizzlies 98 New York 87	New York 93 Grizzlies 95	2001-02	1-1	3/19/02 12/20/01	L W	Grizzlies 92 New York 88	New York 101 Grizzlies 90
2012-13	1-1	3/27/13 11/16/12	L W	New York 108 Grizzlies 105	Grizzlies 101 New York 95	2000-01	1-1	3/29/01 11/27/00	W L	Grizzlies 89 New York 97	New York 68 Grizzlies 72
2011-12	1-0	1/12/12	W	Grizzlies 94	New York 83	1999-00	0-2	3/31/00 3/7/00	L L	Grizzlies 83 New York 111	New York 89 Grizzlies 86
2010-11	0-2	3/17/11 3/9/11	L L	New York 120 Grizzlies 108	Grizzlies 99 New York 110	1998-99	---	No games			
2009-10	2-0	3/12/10 2/27/10	W W	Grizzlies 119 New York 109	New York 112 Grizzlies 120	1997-98	0-2	3/27/98 (ot) 11/23/97	L L	Grizzlies 89 New York 104	New York 97 Grizzlies 84
2008-09	0-2	1/23/09 11/12/08	L L	New York 108 Grizzlies 103	Grizzlies 88 New York 132	1996-97	0-2	3/18/97 11/10/96	L L	New York 98 Grizzlies 82	Grizzlies 73 New York 101
2007-08	2-0	4/2/08 3/21/08	W W	Grizzlies 130 New York 106	New York 114 Grizzlies 120	1995-96	1-1	1/20/96 11/19/95	W L	Grizzlies 84 New York 98	New York 80 Grizzlies 93

INTRO

PLAYERS

EXECUTIVE

B-BALL OPS

BUSINESS OPS

MEDIA

HISTORY

PLAYOFFS

REVIEW

OPPONENTS

NBA

FEDERATION

AT A GLANCE



# OKLAHOMA CITY THUNDER



## WESTERN CONFERENCE NORTHWEST DIVISION

**Home Court:** Chesapeake Energy Arena – 18,203 (2008)

**Office:** 208 Thunder Dr., Oklahoma City, OK 73102

**Phone:** (405) 208-4800 **Website:** okcthunder.com

**Chairman:** Clay Bennett

**Executive Vice President and General Manager:** Sam Presti

**Vice President of Basketball Operations:** Troy Weaver

**Head Coach:** Billy Donovan

**Assistant Coaches:** David Akinyooye, Dave Bliss, Vin Bhayani, Maurice Cheeks, Mark Daigneault, Brian Keefe, Mike Wilks

**Vice President of Human & Player Performance:** Donnie Strack, DPT, ATC

**Communications Staff:** Matt Tumbleson, John Read, Laila Wani, Shelby Willingham

**Television:** Fox Sports Oklahoma. Michael Cage, Chris Fisher, Nick Gallo

**Radio (English):** WWLS 98.1 FM/640 AM. Matt Pinto

**Radio (Spanish):** WKY 930 AM. Eleno Ornelas

**Team Colors:** Thunder Blue, Sunset, Yellow, Navy Blue

## GRIZZLIES STREAKS

**Overall:** 27-62 (1-W)

**Home:** 18-27 (1-W)

**Road:** 9-35 (8-L)

## 2019-20 SCHEDULE

Wed, Dec. 18, 2019 at Oklahoma City

Thu, Dec. 26, 2019 at Oklahoma City

Tue, March 17, 2020 at Memphis

Sat, April 11, 2020 at Memphis

## LAST WIN/LOSS

	DATE	SCORE
<b>Last Home Win</b>	3/25/19	115-103
<b>Last Home Loss</b>	2/14/18	114-121
<b>Last Road Win</b>	11/7/14	91-89
<b>Last Road Loss</b>	3/3/19	95-99

## BIGGEST WIN/WORST LOSS

	DATE	SCORE	MARGIN
<b>Biggest Win</b>	12/29/16	114-80	34
<b>Worst Loss</b>	4/3/98	98-138	40

## 2018-19 SEASON SERIES STATISTICS

### MEMPHIS VS. OKLAHOMA CITY

PLAYER	G-GS	MIN	FG-FGA	PCT	3FG-FGA	PCT	FT-FTA	PCT	OFF	DEF	TOT	AST	PF-QD	STL	TO	BLK	PTS	AVG	HI
Jackson	1-1	34	12-18	.667	1-2	.500	2-3	.667	3	4	7	0	4-0	2	5	0	27	27.0	27
Wright	2-2	72	14-28	.500	1-7	.143	6-7	.857	1	10	11	19	5-0	6	4	1	35	17.5	18
Caboclo	3-2	93	17-28	.607	8-13	.615	9-9	1.000	6	14	20	4	10-0	1	7	2	51	17.0	24
Valanciunas	2-2	64	12-25	.480	0-1	.000	10-12	.833	1	26	27	2	5-0	0	4	5	34	17.0	18
Conley	1-1	28	4-15	.267	1-5	.200	6-7	.857	1	1	2	7	2-0	2	3	0	15	15.0	15
Bradley	1-1	35	11-19	.579	2-6	.333	3-3	1.000	0	5	5	7	3-0	2	3	0	27	27.0	27
Holiday	3-3	92	11-32	.344	5-16	.313	3-3	1.000	2	13	15	8	8-0	4	5	2	30	10.0	17
Rabb	2-1	49	8-14	.571	1-1	1.000	5-7	.714	4	10	14	1	5-0	1	3	2	22	11.0	15
Watanabe	1-0	27	3-8	.375	0-2	.000	4-4	1.000	0	5	5	1	0-0	1	1	0	10	10.0	10
Dorsey	2-1	47	8-16	.500	4-7	.571	4-7	.571	3	7	10	6	5-0	1	1	0	24	12.0	21
Miles	1-0	26	3-8	.375	1-4	.250	0-0	---	0	4	4	0	0-0	0	0	1	7	7.0	7
Parsons	2-0	41	3-10	.300	1-5	.200	2-3	.667	0	5	5	2	5-0	1	4	1	9	4.5	8
Carter	3-0	52	2-12	.167	0-6	.000	6-6	1.000	3	9	12	12	6-0	2	8	1	10	3.3	4
Noah	1-0	16	1-5	.200	0-0	---	0-0	---	0	3	3	3	3-0	1	4	1	2	2.0	2
Washburn	2-1	45	0-7	.000	0-4	.000	2-2	1.000	1	5	6	0	3-0	2	3	0	2	1.0	2
<b>GRIZZLIES</b>	<b>3</b>	<b>720</b>	<b>109-245</b>	<b>.445</b>	<b>25-79</b>	<b>.316</b>	<b>62-73</b>	<b>.849</b>	<b>25</b>	<b>121</b>	<b>146</b>	<b>72</b>	<b>64-0</b>	<b>26</b>	<b>61</b>	<b>16</b>	<b>305</b>	<b>101.7</b>	<b>115</b>

### OKLAHOMA CITY VS. MEMPHIS

PLAYER	G-GS	MIN	FG-FGA	PCT	3FG-FGA	PCT	FT-FTA	PCT	OFF	DEF	TOT	AST	PF-QD	STL	TO	BLK	PTS	AVG	HI
George	2-2	70	17-45	.378	11-28	.393	12-13	.923	2	15	17	7	5-0	5	6	0	57	28.5	30
Schroder	3-1	108	21-52	.404	6-17	.353	10-13	.769	3	15	18	12	5-0	3	6	1	58	19.3	25
Westbrook	3-3	106	18-56	.321	6-23	.261	11-18	.611	3	21	24	27	9-0	7	6	1	53	17.7	22
Grant	3-3	92	14-30	.467	4-9	.444	8-10	.800	5	7	12	5	12-0	0	4	2	40	13.3	20
Ferguson	3-3	99	9-21	.429	5-15	.333	4-4	1.000	2	2	4	6	9-0	4	1	0	27	9.0	13
Adams	3-3	83	12-22	.545	0-0	---	2-10	.200	19	17	36	2	6-0	8	7	5	26	8.7	13
Nader	3-0	54	8-19	.421	4-10	.400	4-4	1.000	1	4	5	1	4-0	3	1	1	24	8.0	15
Morris	2-0	28	5-14	.357	1-4	.250	0-1	.000	0	3	3	0	8-0	0	2	0	11	5.5	7
Patterson	1-0	21	2-2	1.000	1-1	1.000	0-0	---	1	3	4	1	1-0	1	2	0	5	5.0	5
Felton	1-0	14	1-2	.500	0-0	---	2-2	1.000	0	1	1	0	2-0	0	0	0	4	4.0	4
Noel	3-0	31	5-9	.556	0-0	---	0-0	---	4	5	9	3	7-0	3	0	1	10	3.3	4
Diallo	1-0	2	1-1	1.000	0-0	---	0-0	---	0	1	1	0	0-0	1	0	0	2	2.0	2
Burton	2-0	10	1-4	.250	0-2	.000	0-0	---	0	4	4	1	1-0	0	0	0	2	1.0	2
Graham	1-0	2	0-1	.000	0-1	.000	0-0	---	0	0	0	0	0-0	0	0	0	0	0.0	0
<b>THUNDER</b>	<b>3</b>	<b>720</b>	<b>114-278</b>	<b>.410</b>	<b>38-110</b>	<b>.345</b>	<b>53-75</b>	<b>.707</b>	<b>40</b>	<b>98</b>	<b>138</b>	<b>65</b>	<b>69-0</b>	<b>35</b>	<b>35</b>	<b>11</b>	<b>319</b>	<b>106.3</b>	<b>117</b>



## ALL-TIME SERIES

SEASON	W-L	DATE	RESULT	HOME	VISITOR	SEASON	W-L	DATE	RESULT	HOME	VISITOR
2018-19	1-2	3/25/19	W	Grizzlies 115	OKC 103	2005-06	3-1	3/28/06	L	Grizzlies 97	Seattle 98
		3/3/19	L	OKC 99	Grizzlies 95			3/8/06	W	Seattle 74	Grizzlies 99
		2/7/19	L	OKC 117	Grizzlies 95			12/31/05	W	Seattle 96	Grizzlies 100
2017-18	0-4	4/11/18	L	OKC 137	Grizzlies 123	2004-05	0-3	11/8/05	W	Grizzlies 94	Seattle 69
		2/14/18	L	Grizzlies 114	OKC 121			3/29/05	L	Grizzlies 99	Seattle 102
		2/11/18	L	OKC 110	Grizzlies 92			11/24/04	L	Grizzlies 84	Seattle 93
		12/9/17	L	Grizzlies 100	OKC 102			11/14/04	L	Seattle 118	Grizzlies 113
2016-17	1-4	4/5/17	L	Grizzlies 100	OKC 103	2003-04	1-3	3/18/04	L	Grizzlies 94	Seattle 97
		2/3/17	L	OKC 114	Grizzlies 102			1/9/04	L	Seattle 122	Grizzlies 116
		1/11/17	L	OKC 103	Grizzlies 95			12/30/03	L	Grizzlies 99	Seattle 105
		12/29/16	W	Grizzlies 114	OKC 80			11/21/03	W	Seattle 97	Grizzlies 98
2015-16	1-2	1/6/16	L	OKC 112	Grizzlies 94	2002-03	1-3	3/28/03	L	Seattle 95	Grizzlies 71
		12/8/15	L	Grizzlies 88	OKC 125			1/25/03	L	Grizzlies 83	Seattle 95
		11/16/15	W	Grizzlies 122	OKC 114			1/17/03 (ot)	L	Seattle 103	Grizzlies 97
2014-15	3-1	4/3/15	W	Grizzlies 100	OKC 92	2001-02	0-4	11/27/02	W	Grizzlies 117	Seattle 99
		2/11/15	L	OKC 105	Grizzlies 89			4/17/02	L	Seattle 109	Grizzlies 94
		1/31/15	W	Grizzlies 85	OKC 74			3/27/02	L	Seattle 96	Grizzlies 82
		11/7/14	W	OKC 89	Grizzlies 91			3/3/02	L	Grizzlies 71	Seattle 96
2013-14	1-3	2/28/14	L	OKC 113	Grizzlies 107	2000-01	1-3	1/6/02	L	Grizzlies 77	Seattle 89
		2/3/14	L	OKC 86	Grizzlies 77			2/5/01	L	Seattle 95	Grizzlies 82
		1/14/14	W	Grizzlies 90	OKC 87			1/12/01	L	Seattle 115	Grizzlies 102
		12/11/13	L	Grizzlies 100	OKC 116			12/13/00	L	Grizzlies 93	Seattle 94
2012-13	2-1	3/20/13 (ot)	W	Grizzlies 90	OKC 89	1999-00	0-4	10/31/00	W	Grizzlies 94	Seattle 88
		1/31/13	L	OKC 106	Grizzlies 89			3/16/00	L	Seattle 117	Grizzlies 103
		11/14/12	W	OKC 97	Grizzlies 107			3/13/00	L	Grizzlies 103	Seattle 113
2011-12	1-3	4/2/12	W	OKC 88	Grizzlies 94	1998-99	1-2	12/18/99	L	Seattle 112	Grizzlies 89
		2/3/12	L	OKC 101	Grizzlies 94			11/18/99	L	Grizzlies 108	Seattle 110
		1/10/12	L	Grizzlies 95	OKC 100			4/23/99	L	Grizzlies 84	Seattle 97
		12/28/11	L	Grizzlies 95	OKC 98			4/9/99	W	Grizzlies 98	Seattle 93
2010-11	3-1	3/7/11	W	Grizzlies 107	OKC 101	1997-98	0-4	3/16/99	L	Seattle 87	Grizzlies 85
		2/8/11 (ot)	W	OKC 101	Grizzlies 105			4/14/98	L	Seattle 110	Grizzlies 98
		1/8/11	L	OKC 109	Grizzlies 100			4/3/98	L	Grizzlies 98	Seattle 138
		1/4/11	W	Grizzlies 110	OKC 105			1/4/98	L	Grizzlies 108	Seattle 120
2009-10	1-2	4/14/10	L	OKC 114	Grizzlies 105	1996-97	0-4	11/19/97	L	Seattle 107	Grizzlies 87
		1/22/10	W	Grizzlies 86	OKC 84			3/23/97	L	Grizzlies 92	Seattle 106
		12/11/09	L	Grizzlies 94	OKC 102			1/20/97	L	Seattle 112	Grizzlies 96
2008-09	1-3	2/28/09	L	Grizzlies 92	OKC 99	1995-96	1-3	1/3/97	L	Grizzlies 94	Seattle 108
		1/28/09 (ot)	L	OKC 114	Grizzlies 102			11/17/96	L	Seattle 91	Grizzlies 81
		12/10/08	W	OKC 102	Grizzlies 108			2/18/96	L	Grizzlies 109	Seattle 118
		11/29/08	L	Grizzlies 103	OKC 111			12/21/95	L	Seattle 92	Grizzlies 68
2007-08	3-1	2/19/08	L	Seattle 108	Grizzlies 101	2006-07	1-2	12/19/95	W	Grizzlies 94	Seattle 93
		1/18/08	W	Grizzlies 124	Seattle 100			11/11/95	L	Seattle 117	Grizzlies 81
		11/19/07	W	Grizzlies 125	Seattle 108						
		11/7/07	W	Seattle 98	Grizzlies 105						
2006-07	1-2	3/30/07	L	Seattle 120	Grizzlies 93						
		2/20/07	L	Seattle 121	Grizzlies 105						
		12/18/06 (2ot)	W	Grizzlies 134	Seattle 126						

INTRO

PLAYERS

EXECUTIVE

B-BALL OPS

BUSINESS OPS

MEDIA

HISTORY

PLAYOFFS

REVIEW

OPPONENTS

NBA

FEDERFORUM

AT A GLANCE





# ORLANDO MAGIC



## EASTERN CONFERENCE SOUTHEAST DIVISION

**Home Court:** Amway Center – 18,846 (2010)

**Office:** 8701 Maitland Summit Blvd., Orlando, FL 32810

**Phone:** (407) 916-2400 **Website:** orlandomagic.com

**Chairman/Governor:** Dan DeVos

**Chief Executive Officer/Alternate Governor:** Alex Martins

**President of Basketball Operations:** Jeff Weltman

**General Manager:** John Hammond

**Assistant General Managers:** Pete D'Alessandro, Matt Lloyd

**Director of Player Development and Basketball Operations:** Becky Bonner

**Head Coach:** Steve Clifford

**Assistant Coaches:** Mike Batiste, Tyrone Corbin, Pat Delany, Steve Hetzel, Bruce Kreutzer

**Head Athletic Trainer:** Ernest Eugene

**Communications Staff:** Joel Glass, George Galante, Trish Wingerson, Brooke Brumbelow

**Television:** FOX Sports Florida. David Steele, Jeff Turner, Dante Marchitelli

**Radio (English):** FM 96.9 The Game. Dennis Neumann, Richie Aduabo

**Radio (Spanish):** Salsa 98.1 FM (WNUE FM). Joey Colon

**Team Colors:** Blue, Silver, Black, White

## GRIZZLIES STREAKS

**Overall:** 23-22 (1-L)

**Home:** 16-7 (1-W)

**Road:** 7-15 (1-L)

## 2019-20 SCHEDULE

Fri, Nov. 8, 2019 at Orlando

Tue, March 10, 2020 at Memphis

## LAST WIN/LOSS

	DATE	SCORE
Last Home Win	3/10/19	105-97
Last Home Loss	11/1/17	99-101
Last Road Win	1/26/15	103-94
Last Road Loss	3/22/19	119-123

## BIGGEST WIN/WORST LOSS

	DATE	SCORE	MARGIN
Biggest Win	3/3/13	82-108	26
Worst Loss	12/3/01	71-113	42

## 2018-19 SEASON SERIES STATISTICS

### MEMPHIS VS. ORLANDO

PLAYER	G-GS	MIN	FG-FGA	PCT	3FG-FGA	PCT	FT-FTA	PCT	OFF	DEF	TOT	AST	PF-DQ	STL	TO	BLK	PTS	AVG	HI
Conley	1-1	35	8-18	.444	1-4	.250	9-10	.900	0	5	5	8	2-0	1	0	0	26	26.0	26
Valanciunas	2-2	65	14-30	.467	1-4	.250	6-8	.750	2	30	32	6	9-0	1	5	8	35	17.5	23
Holiday	2-2	63	8-14	.571	4-10	.400	8-8	1.000	2	9	11	0	8-0	0	2	0	28	14.0	22
Bradley	1-1	37	8-17	.471	3-8	.375	2-2	1.000	0	2	2	3	1-0	2	0	21	21.0	21	
Dorsey	2-1	48	11-20	.550	5-11	.455	2-7	.286	0	4	4	9	3-0	1	3	0	29	14.5	29
Parsons	2-0	46	8-20	.400	3-9	.333	3-3	1.000	0	6	6	4	2-0	0	3	1	22	11.0	17
Miles	1-0	29	4-11	.364	3-8	.375	2-2	1.000	1	1	2	2	3-0	1	1	0	13	13.0	13
Noah	1-0	23	4-7	.571	0-0	---	2-4	.500	0	6	6	2	6-1	0	2	0	10	10.0	10
Wright	2-1	64	9-19	.474	1-5	.200	3-5	.600	5	7	12	11	3-0	2	3	1	22	11.0	12
Caboclo	2-2	47	4-12	.333	2-7	.286	1-3	.333	4	4	8	1	2-0	0	1	2	11	5.5	9
Carter	1-0	16	1-3	.333	1-2	.500	0-0	---	0	0	0	3	3-0	0	1	0	3	3.0	3
Rabb	2-0	19	2-3	.667	0-0	---	0-0	---	2	5	7	2	4-0	2	0	0	4	2.0	4
Washburn	1-0	12	0-1	.000	0-1	.000	0-0	---	0	2	2	0	0-0	1	0	0	0	0.0	0
GRIZZLIES	2	505	81-175	.463	24-69	.348	38-52	.731	16	81	97	51	46-11	11	25	12	224	112.0	119

### ORLANDO VS. MEMPHIS

PLAYER	G-GS	MIN	FG-FGA	PCT	3FG-FGA	PCT	FT-FTA	PCT	OFF	DEF	TOT	AST	PF-DQ	STL	TO	BLK	PTS	AVG	HI
Vucevic	2-2	76	22-47	.468	1-10	.100	6-8	.750	6	8	14	6	5-0	3	2	3	51	25.5	26
Ross	2-0	64	15-28	.536	11-21	.524	5-6	.833	0	12	12	2	5-3	3	6	2	46	23.0	31
Fournier	2-2	53	9-21	.429	3-9	.333	6-7	.857	2	10	12	7	7-0	0	2	1	27	13.5	27
Augustin	2-2	74	9-26	.346	3-14	.214	5-5	1.000	1	9	10	14	1-0	1	3	0	26	13.0	20
Isaac	2-2	61	6-14	.429	3-7	.429	6-8	.750	3	9	12	5	5-0	1	1	2	21	10.5	11
Gordon	2-2	70	7-25	.280	1-9	.111	3-4	.750	2	8	10	10	3-0	0	4	0	18	9.0	13
Grant	1-0	17	3-4	.750	3-4	.750	0-0	---	1	4	5	1	1-0	0	0	0	9	9.0	9
Birch	2-0	25	3-4	.750	0-0	---	4-6	.667	3	2	5	1	6-0	2	1	0	10	5.0	8
Iwundu	2-0	44	0-6	.000	0-1	.000	9-10	.900	0	10	10	3	5-0	1	1	0	9	4.5	7
Martin	1-0	7	1-3	.333	1-2	.500	0-0	---	1	1	2	0	1-0	0	0	0	3	3.0	3
Carter-Williams	1-0	15	0-2	.000	0-0	---	0-0	---	0	5	5	4	0-0	1	1	1	0	0.0	0
MAGIC	2	505	75-180	.417	26-77	.338	44-54	.815	19	78	97	53	39-0	12	23	9	220	110.0	123



## ALL-TIME SERIES

SEASON	W-L	DATE	RESULT	HOME	VISITOR
2018-19	1-1	3/22/19	L	Orlando 123	Grizzlies 119
		3/10/19	W	Grizzlies 105	Orlando 97
2017-18	0-2	3/3/18	L	Orlando 107	Grizzlies 100
		11/1/17	L	Grizzlies 99	Orlando 101
2016-17	1-1	12/26/16	L	Orlando 112	Grizzlies 102
		12/1/16	W	Grizzlies 95	Orlando 94
2015-16	1-1	4/3/16	L	Orlando 119	Grizzlies 107
		1/25/16 (ot)	W	Grizzlies 108	Orlando 102
2014-15	2-0	1/26/15	W	Orlando 94	Grizzlies 103
		1/16/15	W	Grizzlies 106	Orlando 96
2013-14	2-0	2/12/14	W	Orlando 86	Grizzlies 81
		12/9/13	W	Grizzlies 94	Orlando 85
2012-13	2-0	3/3/13	W	Orlando 82	Grizzlies 108
		2/22/13	W	Grizzlies 88	Orlando 82
2011-12	1-0	4/26/12	W	Grizzlies 88	Orlando 76
		1/31/11	W	Grizzlies 100	Orlando 97
2010-11	1-1	11/15/10	L	Orlando 89	Grizzlies 72
		4/4/10	L	Orlando 107	Grizzlies 92
2009-10	1-1	1/25/10	W	Grizzlies 99	Orlando 94
		4/8/09	L	Orlando 81	Grizzlies 78
2008-09	1-1	10/31/08	W	Grizzlies 86	Orlando 84
		1/23/08	L	Grizzlies 85	Orlando 112
2007-08	1-1	12/15/07	W	Orlando 119	Grizzlies 123

SEASON	W-L	DATE	RESULT	HOME	VISITOR
2006-07	1-1	4/7/07	L	Orlando 116	Grizzlies 89
		11/20/06	W	Grizzlies 95	Orlando 86
2005-06	2-0	12/2/05	W	Grizzlies 91	Orlando 69
		11/4/05	W	Orlando 85	Grizzlies 94
2004-05	1-1	1/25/05	W	Grizzlies 95	Orlando 83
		12/4/04	L	Orlando 96	Grizzlies 91
2003-04	2-0	1/3/04	W	Grizzlies 112	Orlando 103
		11/12/03	W	Orlando 97	Grizzlies 107
2002-03	2-0	3/24/03	W	Orlando 104	Grizzlies 110
		12/27/02	W	Grizzlies 99	Orlando 86
2001-02	0-2	1/19/02	L	Grizzlies 103	Orlando 119
		12/3/01	L	Orlando 113	Grizzlies 71
2000-01	0-2	3/16/01	L	Orlando 103	Grizzlies 99
		12/17/00	L	Grizzlies 91	Orlando 101
1999-00	0-2	1/22/00	L	Grizzlies 82	Orlando 85
		1/5/00	L	Orlando 116	Grizzlies 96
1998-99	---	No games			
1997-98	0-2	3/17/98	L	Orlando 99	Grizzlies 92
		12/3/97	L	Grizzlies 97	Orlando 101
1996-97	1-1	3/16/97	L	Orlando 100	Grizzlies 89
		12/13/96	W	Grizzlies 95	Orlando 93
1995-96	0-2	3/15/96 (ot)	L	Grizzlies 87	Orlando 92
		11/22/95	L	Orlando 95	Grizzlies 93

INTRO

PLAYERS

EXECUTIVE

B-BALL OPS

BUSINESS OPS

MEDIA

HISTORY

PLAYOFFS

REVIEW

OPPONENTS

NBA

FEDERATION

AT A GLANCE



# PHILADELPHIA 76ERS



## EASTERN CONFERENCE ATLANTIC DIVISION

**Home Court:** Wells Fargo Center – 20,155 (1996)

**Office:** 3 Banner Way, Camden, NJ 08103

**Phone:** (215) 339-7600 **Website:** sixers.com

**Managing General Partner:** Josh Harris

**Co-Managing General Partner:** David Blitzner

**Chief Executive Officer:** Scott O'Neil

**General Manager:** Elton Brand

**Assistant General Manager:** Ned Cohen

**Head Coach:** Brett Brown

**Assistant Coaches:** Joseph Blair, John Bryant, Ime Udoka, Kevin Young

**Director of Player Development:** Chris Babcock

**Medical Director:** Scott Epsley

**Head Athletic Trainer:** Kevin Johnson

**Public Relations Staff:** Dave Sholler, Lara Toscani Weems, Patrick Rees, Rob King, Zach Neiner

**Television:** CSN Philadelphia. Marc Zumoff, Alaa Abdelnaby, Serena Winters

**Radio:** The Fanatic (97.5 FM). Tom McGinnis

**Team Colors:** Red, Blue, White

## GRIZZLIES STREAKS

**Overall:** 23-23 (1-L)

**Home:** 13-11 (6-W)

**Road:** 10-12 (2-L)

## 2019-20 SCHEDULE

Fri, Feb. 7, 2020 at Philadelphia

Mon, April 13, 2020 at Memphis

## LAST WIN/LOSS

	DATE	SCORE
Last Home Win	11/10/18	112-106
Last Home Loss	12/26/12	89-99
Last Road Win	11/23/16	104-99 (2ot)
Last Road Loss	12/2/18	103-95

## BIGGEST WIN/WORST LOSS

	DATE	SCORE	MARGIN
Biggest Win	3/15/14	103-77	26
Worst Loss	4/10/10	101-120	19

## 2018-19 SEASON SERIES STATISTICS

### MEMPHIS VS. PHILADELPHIA

PLAYER	G-GS	MIN	FG-FGA	PCT	3FG-FGA	PCT	FT-FTA	PCT	OFF	DEF	TOT	AST	PF-DQ	STL	TO	BLK	PTS	AVG	HI
Conley	2-2	76	18-41	.439	7-16	.438	10-13	.769	0	6	6	11	4-0	3	2	2	53	26.5	32
Gasol	2-2	79	11-35	.314	5-10	.500	3-5	.600	6	10	16	9	7-0	3	5	2	30	15.0	18
Temple	2-2	68	11-23	.478	6-12	.500	1-2	.500	0	6	6	1	4-0	2	1	0	29	14.5	17
Green	1-0	25	6-10	.600	2-4	.500	0-2	.000	2	5	7	0	4-0	4	3	0	14	14.0	14
Jackson	2-2	54	7-18	.389	1-6	.167	9-10	.900	1	3	4	1	7-0	1	2	4	24	12.0	17
M. Brooks	2-0	39	9-19	.474	0-3	.000	5-5	1.000	2	4	6	1	2-0	0	4	0	23	11.5	12
Mack	2-0	53	7-16	.438	0-4	.000	0-0	---	1	4	5	5	2-0	2	2	0	14	7.0	12
Anderson	2-2	61	6-10	.600	0-0	---	1-1	1.000	5	11	16	6	4-0	1	3	2	13	6.5	8
Selden	1-0	17	1-3	.333	1-2	.500	0-0	---	0	0	0	0	2-0	0	0	0	3	3.0	3
D. Brooks	1-0	9	1-4	.250	0-0	---	0-0	---	1	3	4	0	2-0	0	1	0	2	2.0	2
Rabb	2-0	9	1-1	1.000	0-0	---	0-0	---	0	2	2	1	4-0	0	1	0	2	1.0	2
Casspi	1-0	15	0-2	.000	0-1	.000	0-0	---	0	8	8	0	0-0	0	1	0	0	0.0	0
GRIZZLIES	2	505	78-182	.429	22-58	.379	29-38	.763	18	62	80	35	42-0	16	26	10	207	103.5	112

### PHILADELPHIA VS. MEMPHIS

PLAYER	G-GS	MIN	FG-FGA	PCT	3FG-FGA	PCT	FT-FTA	PCT	OFF	DEF	TOT	AST	PF-DQ	STL	TO	BLK	PTS	AVG	HI
Redick	2-2	65	17-29	.586	6-12	.500	4-4	1.000	0	3	3	1	7-0	0	3	0	44	22.0	24
Butler	1-1	33	7-17	.412	0-4	.000	7-8	.875	0	3	3	2	3-0	0	3	1	21	21.0	21
B. Simmons	2-2	76	17-25	.680	0-0	---	3-8	.375	4	22	26	11	5-0	2	9	1	37	18.5	19
Embiid	2-2	77	8-28	.286	0-8	.000	13-18	.722	2	28	30	8	8-0	2	10	2	29	14.5	15
Fultz	1-1	25	7-9	.778	0-0	---	0-1	.000	1	1	2	1	2-0	1	1	2	14	14.0	14
McConnell	2-0	66	10-12	.833	0-0	---	2-2	1.000	0	6	6	10	3-0	1	4	1	22	11.0	16
Korkmaz	2-0	38	6-12	.500	5-10	.500	1-2	.500	1	4	5	4	1-0	4	2	0	18	9.0	12
Muscala	1-1	28	2-4	.500	2-3	.667	2-2	1.000	1	6	7	5	0-0	0	0	0	8	8.0	8
Shamet	2-1	60	3-17	.176	2-15	.133	1-1	1.000	1	1	2	5	4-0	2	5	0	9	4.5	5
A. Johnson	2-0	24	3-5	.600	1-1	1.000	0-0	---	1	4	5	2	7-0	0	2	1	7	3.5	7
Bolden	1-0	15	0-1	.000	0-0	---	0-0	---	0	3	3	0	0-0	3	0	0	0	0.0	0
76ERS	2	505	80-159	.503	16-53	.302	33-46	.717	11	81	92	49	40-0	15	39	8	209	104.5	106



## ALL-TIME SERIES

SEASON	W-L	DATE	RESULT	HOME	VISITOR	SEASON	W-L	DATE	RESULT	HOME	VISITOR
2018-19	1-1	12/2/18	L	Philadelphia 103	Grizzlies 95	2006-07	1-1	3/2/07 (ot)	L	Philadelphia 117	Grizzlies 112
		11/10/18 (ot) W		Grizzlies 112	Philadelphia 106			1/17/07	W	Grizzlies 118	Philadelphia 102
2017-18	1-1	3/21/18	L	Philadelphia 119	Grizzlies 105	2005-06	0-2	3/12/06	L	Grizzlies 91	Philadelphia 94
		1/22/18	W	Grizzlies 105	Philadelphia 101			1/20/06 (ot)	L	Philadelphia 89	Grizzlies 86
2016-17	2-0	12/6/16	W	Grizzlies 96	Philadelphia 91	2004-05	2-0	2/9/05	W	Philadelphia 95	Grizzlies 98
		11/23/16 (2ot) W		Philadelphia 99	Grizzlies 104			12/3/04	W	Grizzlies 94	Philadelphia 86
2015-16	2-0	12/22/15	W	Grizzlies 104	Philadelphia 90	2003-04	2-0	3/16/04	W	Grizzlies 82	Philadelphia 79
		11/29/15	W	Philadelphia 84	Grizzlies 92			1/17/04	W	Philadelphia 87	Grizzlies 91
2014-15	2-0	1/24/15	W	Grizzlies 101	Philadelphia 83	2002-03	0-2	2/26/03	L	Philadelphia 111	Grizzlies 107
		12/13/14 (ot) W		Philadelphia 115	Grizzlies 120			11/20/02	L	Grizzlies 88	Philadelphia 95
2013-14	2-0	4/11/14	W	Grizzlies 117	Philadelphia 95	2001-02	2-0	12/8/01	W	Grizzlies 92	Philadelphia 83
		3/15/14	W	Philadelphia 77	Grizzlies 103			12/2/01	W	Philadelphia 87	Grizzlies 93
2012-13	1-1	1/28/13	W	Philadelphia 100	Grizzlies 103	2000-01	0-2	2/21/01	L	Philadelphia 107	Grizzlies 91
		12/26/12	L	Grizzlies 89	Philadelphia 99			12/9/00	L	Grizzlies 79	Philadelphia 83
2011-12	1-0	2/21/12	W	Grizzlies 89	Philadelphia 76	1999-00	0-2	3/8/00	L	Philadelphia 107	Grizzlies 90
2010-11	2-0	2/15/11	W	Grizzlies 102	Philadelphia 91			12/27/99	L	Grizzlies 93	Philadelphia 100
		1/28/11	W	Philadelphia 94	Grizzlies 99	1998-99	0-1	3/24/99 (ot)	L	Grizzlies 90	Philadelphia 95
2009-10	1-1	4/10/10	L	Grizzlies 101	Philadelphia 120	1997-98	0-2	1/13/98	L	Philadelphia 107	Grizzlies 89
		11/20/09	W	Philadelphia 97	Grizzlies 102			1/1/98	L	Grizzlies 104	Philadelphia 115
2008-09	0-2	3/7/09	L	Grizzlies 105	Philadelphia 110	1996-97	0-2	2/28/97	L	Grizzlies 100	Philadelphia 104
		2/11/09	L	Philadelphia 91	Grizzlies 87			11/30/96	L	Philadelphia 96	Grizzlies 90
2007-08	0-2	2/13/08	L	Philadelphia 102	Grizzlies 88	1995-96	1-1	1/29/96	L	Philadelphia 103	Grizzlies 92
		12/22/07	L	Grizzlies 97	Philadelphia 99			1/5/96 (ot)	W	Grizzlies 103	Philadelphia 102

INTRO

PLAYERS

EXECUTIVE

B-BALL OPS

BUSINESS OPS

MEDIA

HISTORY

PLAYOFFS

REVIEW

OPPONENTS

NBA

FEDERATION

AT A GLANCE



# PHOENIX SUNS



## WESTERN CONFERENCE PACIFIC DIVISION

**Home Court:** Talking Stick Resort Arena – 18,055 (1992)

**Office:** 201 E. Jefferson St., Phoenix, AZ 85004

**Phone:** (602) 379-7900 **Website:** suns.com

**Managing Partner:** Robert Sarver

**President:** Jason Rowley

**General Manager:** James Jones

**Sr. Vice President, Basketball Operations:** Jeff Bower

**Assistant General Manager:** Trevor Bukstein

**Head Coach:** Monty Williams

**Assistant Coaches:** Willie Green, Darko Rajakovic, Mark Bryant, Randy Ayers, Larry Greer, Steve Blake

**Player Development Coaches:** Riccardo Fois, Ben Strong

**Sr. Director, Player Health & Performance:** Brady Howe

**Director, Medical Services/Head Athletic Trainer:** David Crewe

**Communications Staff:** Julie Fie, Cole Mickelson, DC Headley, Palmer Black

**Television:** Fox Sports Arizona. Kevin Ray, Eddie Johnson, Ann Meyers Drysdale, Lindsey Smith

**Radio (English):** Arizona Sports 98.7 FM. Al McCoy, Tim Kempton, Jon Bloom

**Radio (Spanish):** KSUN 1400 AM. Arturo Ochoa, Jorge Moreno

**Team Colors:** Purple, Orange, Black, Gray, Yellow

## GRIZZLIES STREAKS

**Overall:** 34-54 (1-W)

**Home:** 20-22 (1-W) **Road:** 14-32 (1-W)

## 2019-20 SCHEDULE

Sat, Nov. 2, 2019 at Memphis

Wed, Dec. 11, 2019 at Phoenix

Sun, Jan. 5, 2020 at Phoenix

Sun, Jan. 26, 2020 at Memphis

## LAST WIN/LOSS

	DATE	SCORE
<b>Last Home Win</b>	10/27/18	117-96
<b>Last Home Loss</b>	2/28/18	102-110
<b>Last Road Win</b>	3/30/19	120-115
<b>Last Road Loss</b>	11/4/18	100-102

## BIGGEST WIN/WORST LOSS

	DATE	SCORE	MARGIN
<b>Biggest Win</b>	1/2/10	128-103	25
<b>Worst Loss</b>	1/5/01	76-108	32

## 2018-19 SEASON SERIES STATISTICS

### MEMPHIS VS. PHOENIX

PLAYER	G-GS	MIN	FG-FGA	PCT	3FG-FGA	PCT	FT-FTA	PCT	OFF	DEF	TOT	AST	PF-DQ	STL	TO	BLK	PTS	AVG	HI
Valanciunas	1-1	34	16-28	.571	0-1	.000	2-2	1.000	11	9	20	5	3-0	2	3	2	34	34.0	34
Conley	3-3	93	19-48	.396	3-15	.200	22-26	.846	0	5	5	17	9-0	6	6	0	63	21.0	33
M. Brooks	2-0	35	11-18	.611	2-5	.400	5-6	.833	2	4	6	2	2-0	3	1	0	29	14.5	18
Mack	2-0	43	11-14	.786	2-3	.667	5-8	.625	1	0	1	10	0-0	5	2	0	29	14.5	21
Gasol	2-2	67	10-29	.345	3-10	.300	3-3	1.000	1	15	16	4	5-0	5	3	1	26	13.0	19
D. Brooks	2-0	56	10-18	.556	3-8	.375	2-4	.500	2	5	7	2	7-0	3	1	0	25	12.5	17
Holiday	1-1	34	5-9	.556	2-5	.400	2-2	1.000	1	1	2	0	5-0	2	2	1	14	14.0	14
Cabocelo	1-1	38	3-7	.429	2-4	.500	4-6	.667	0	6	6	2	1-0	1	2	1	12	12.0	12
Temple	2-2	60	7-11	.636	1-3	.333	8-9	.889	0	8	8	4	7-0	1	1	0	23	11.5	15
Dorsey	1-1	37	2-8	.250	1-5	.200	6-7	.857	0	3	3	5	3-0	1	1	0	11	11.0	11
Selden	2-0	35	8-10	.800	3-5	.600	1-1	1.000	0	2	2	2	4-0	2	2	0	20	10.0	14
Wright	1-0	28	3-8	.375	1-2	.500	4-6	.667	1	2	3	3	1-0	5	1	2	11	11.0	11
Anderson	2-2	48	6-10	.600	0-0	---	0-1	.000	2	8	10	2	1-0	0	4	1	12	6.0	10
Jackson	2-2	37	3-7	.429	0-2	.000	4-4	1.000	2	3	5	2	8-0	1	1	2	10	5.0	6
Casspi	2-0	19	3-4	.750	1-2	.500	0-1	.000	0	3	3	5	0-0	1	1	0	7	3.5	5
Rabb	3-0	29	3-9	.333	0-1	.000	1-3	.333	4	9	13	6	2-0	1	3	0	7	2.3	5
Harrison	1-0	5	1-2	.500	0-1	.000	0-0	---	0	0	0	0	1-0	0	0	0	2	2.0	2
Watanabe	1-0	5	0-0	---	0-0	---	2-2	1.000	0	2	2	0	0-0	0	1	0	2	2.0	2
Carter	1-0	4	0-1	.000	0-1	.000	0-0	---	0	0	0	0	0-0	0	0	0	0	0.0	0
Parsons	1-0	7	0-3	.000	0-1	.000	0-0	---	0	1	1	0	0-0	0	1	0	0	0.0	0
Washburn	1-0	8	0-0	---	0-0	---	0-0	---	0	0	0	2	1-0	1	0	0	0	0.0	0
<b>GRIZZLIES</b>	<b>3</b>	<b>720</b>	<b>121-244</b>	<b>.496</b>	<b>24-74</b>	<b>.324</b>	<b>71-91</b>	<b>.780</b>	<b>27</b>	<b>86</b>	<b>113</b>	<b>73</b>	<b>60-0</b>	<b>40</b>	<b>36</b>	<b>10</b>	<b>337</b>	<b>112.3</b>	<b>120</b>

### PHOENIX VS. MEMPHIS

PLAYER	G-GS	MIN	FG-FGA	PCT	3FG-FGA	PCT	FT-FTA	PCT	OFF	DEF	TOT	AST	PF-DQ	STL	TO	BLK	PTS	AVG	HI
Booker	2-2	78	26-46	.565	5-14	.357	16-18	.889	1	2	3	18	8-0	0	10	0	73	36.5	48
Ayton	3-3	97	22-28	.786	0-0	---	6-8	.750	5	24	29	12	5-0	4	9	3	50	16.7	24
Canaan	2-2	61	8-13	.615	3-7	.429	5-6	.833	0	6	6	6	8-0	0	5	0	24	12.0	13
Ariza	2-2	73	7-20	.350	3-14	.214	5-5	1.000	0	13	13	10	4-0	2	7	0	22	11.0	16
Bridges	3-1	82	11-24	.458	7-15	.467	2-2	1.000	2	9	11	4	11-0	2	3	2	31	10.3	14
Jackson	3-1	67	9-21	.429	1-7	.143	5-10	.500	0	9	9	7	9-0	3	12	1	24	8.0	11
Crawford	3-0	50	7-12	.583	5-8	.625	4-7	.571	0	2	2	8	2-0	1	2	0	23	7.7	11
Okobo	3-0	40	7-17	.412	3-8	.375	3-4	.750	1	3	4	2	9-0	1	1	0	20	6.7	12
Anderson	2-2	50	4-13	.308	2-7	.286	2-2	1.000	1	8	9	3	6-0	1	2	0	12	6.0	7
Daniels	2-0	26	4-11	.364	4-7	.571	0-0	---	0	2	2	1	3-0	1	1	0	12	6.0	9
Bender	2-1	34	3-7	.429	2-4	.500	2-2	1.000	3	8	11	2	4-0	2	3	2	10	5.0	8
Warren	1-0	18	1-4	.250	0-2	.000	1-1	1.000	0	3	3	1	1-0	0	1	3	3.0	3	0
Holmes	2-0	16	2-2	1.000	0-0	---	1-1	1.000	3	3	6	2	2-0	0	3	0	5	2.5	5
Chandler	1-0	11	0-1	.000	0-0	---	2-2	1.000	1	2	3	2	3-0	0	2	0	2	2.0	2
Melton	1-1	18	1-2	.500	0-0	---	0-0	---	0	1	1	2	2-0	2	1	2	2	2.0	2
Spalding	1-0	2	0-2	.000	0-0	---	0-0	---	0	0	0	0	1-0	1	1	0	0	0.0	0
<b>SUNS</b>	<b>3</b>	<b>720</b>	<b>112-223</b>	<b>.502</b>	<b>35-93</b>	<b>.376</b>	<b>54-68</b>	<b>.794</b>	<b>17</b>	<b>95</b>	<b>112</b>	<b>80</b>	<b>78-0</b>	<b>20</b>	<b>64</b>	<b>11</b>	<b>313</b>	<b>104.3</b>	<b>115</b>



## ALL-TIME SERIES

SEASON	W-L	DATE	RESULT	HOME	VISITOR	SEASON	W-L	DATE	RESULT	HOME	VISITOR
2018-19	2-1	3/30/19	W	Phoenix 120	Grizzlies 115	2005-06	2-1	2/8/06	L	Phoenix 108	Grizzlies 102
		11/4/18	L	Phoenix 102	Grizzlies 100			12/17/05	W	Grizzlies 91	Phoenix 87
		10/27/18	W	Grizzlies 117	Phoenix 96			11/16/05	W	Phoenix 103	Grizzlies 115
2017-18	1-3	2/28/18	L	Grizzlies 102	Phoenix 102	2004-05	2-2	3/20/05	L	Grizzlies 91	Phoenix 97
		1/29/18	W	Grizzlies 120	Phoenix 109			2/1/05	W	Grizzlies 108	Phoenix 97
		12/26/17	L	Phoenix 99	Grizzlies 97			1/19/05	W	Phoenix 79	Grizzlies 88
		12/21/17	L	Phoenix 97	Grizzlies 95			12/23/04	L	Phoenix 109	Grizzlies 102
2016-17	3-0	2/28/17	W	Grizzlies 130	Phoenix 112	2003-04	2-2	4/11/04	L	Phoenix 89	Grizzlies 83
		2/8/17	W	Grizzlies 110	Phoenix 91			4/2/04	W	Grizzlies 109	Phoenix 99
		1/30/17	W	Phoenix 96	Grizzlies 115			2/20/04	W	Grizzlies 97	Phoenix 92
2015-16	2-2	3/21/16	W	Phoenix 97	Grizzlies 103	2002-03	1-3	11/7/03	L	Phoenix 96	Grizzlies 88
		3/6/16	L	Grizzlies 100	Phoenix 109			3/26/03	L	Grizzlies 99	Phoenix 101
		2/27/16	L	Phoenix 111	Grizzlies 106			1/10/03	L	Phoenix 96	Grizzlies 90
		12/6/15	W	Grizzlies 95	Phoenix 93			12/8/02	W	Grizzlies 102	Phoenix 94
2014-15	3-0	2/2/15	W	Phoenix 101	Grizzlies 102	2001-02	1-3	12/4/02	L	Phoenix 98	Grizzlies 85
		1/11/15 (2ot)	W	Grizzlies 122	Phoenix 110			2/21/02	L	Grizzlies 72	Phoenix 78
		11/5/14	W	Phoenix 91	Grizzlies 102			1/10/02	W	Phoenix 96	Grizzlies 102
2013-14	4-0	4/14/14	W	Phoenix 91	Grizzlies 97	2000-01	1-3	11/23/01	L	Grizzlies 89	Phoenix 103
		1/10/14	W	Grizzlies 104	Phoenix 99			11/6/01	L	Phoenix 113	Grizzlies 101
		1/2/14	W	Phoenix 91	Grizzlies 99			1/31/01	L	Phoenix 101	Grizzlies 92
2012-13	2-2	12/3/13	W	Grizzlies 110	Phoenix 91	1999-00	0-4	1/5/01	L	Phoenix 108	Grizzlies 76
		2/5/13	L	Grizzlies 90	Phoenix 96			12/26/00	L	Grizzlies 95	Phoenix 97
		1/6/13	W	Phoenix 81	Grizzlies 92			11/29/00 (2ot)	W	Grizzlies 109	Phoenix 106
		12/12/12	L	Phoenix 80	Grizzlies 82	1998-99	0-3	4/12/00	L	Phoenix 122	Grizzlies 116
2011-12	1-2	12/4/12 (ot)	W	Grizzlies 108	Phoenix 98			3/17/00	L	Grizzlies 86	Phoenix 101
		4/11/12	W	Grizzlies 104	Phoenix 93			2/8/00	L	Phoenix 94	Grizzlies 76
2010-11	2-1	3/10/12	L	Phoenix 98	Grizzlies 91	1997-98	0-4	1/12/00	L	Grizzlies 92	Phoenix 95
		1/28/12	L	Phoenix 86	Grizzlies 84			5/1/99	L	Phoenix 107	Grizzlies 77
		12/8/10 (ot)	W	Phoenix 98	Grizzlies 104			3/22/99	L	Phoenix 89	Grizzlies 84
2009-10	2-2	11/8/10	W	Grizzlies 109	Phoenix 99	1996-97	2-2	2/25/99	L	Grizzlies 86	Phoenix 94
		11/5/10 (2ot)	L	Phoenix 123	Grizzlies 118			4/12/98	L	Grizzlies 106	Phoenix 129
		2/16/10	L	Grizzlies 95	Phoenix 109			3/29/98	L	Phoenix 106	Grizzlies 98
		1/18/10	W	Grizzlies 125	Phoenix 118			12/26/97	L	Grizzlies 100	Phoenix 118
		1/2/10	W	Phoenix 103	Grizzlies 128			12/9/97	L	Phoenix 107	Grizzlies 85
2008-09	1-3	11/25/09	L	Phoenix 126	Grizzlies 111	1995-96	0-4	11/14/96	W	Grizzlies 92	Phoenix 89
		4/13/09	L	Phoenix 119	Grizzlies 110			4/7/96	L	Grizzlies 92	Phoenix 112
		4/10/09	W	Grizzlies 106	Phoenix 89			2/19/96 (ot)	L	Phoenix 98	Grizzlies 94
		12/30/08	L	Grizzlies 89	Phoenix 101			12/22/95	L	Grizzlies 80	Phoenix 101
2007-08	0-3	11/10/08	L	Phoenix 107	Grizzlies 102	2006-07	0-4	12/5/95	L	Phoenix 112	Grizzlies 108
		4/8/08	L	Grizzlies 113	Phoenix 127			4/3/07	L	Grizzlies 111	Phoenix 116
		3/11/08	L	Phoenix 132	Grizzlies 111			3/26/07	L	Phoenix 105	Grizzlies 87
2006-07	0-4	2/26/08	L	Grizzlies 113	Phoenix 127			1/15/07	L	Grizzlies 122	Phoenix 137
		1/11/06	L	Phoenix 96	Grizzlies 87			11/11/06	L	Phoenix 96	Grizzlies 87

INTRO

PLAYERS

EXECUTIVE

B-BALL OPS

BUSINESS OPS

MEDIA

HISTORY

PLAYOFFS

REVIEW

OPPONENTS

NBA

FEDERFORUM

AT A GLANCE





# PORTLAND TRAIL BLAZERS



## WESTERN CONFERENCE NORTHWEST DIVISION

**Home Court:** Moda Center – 19,441 (1995)  
**Office:** One Center Court, Suite 200, Portland, OR 97227

**Phone:** (503) 234-9291 **Website:** trailblazers.com

**Chair, Trustee of Paul G. Allen Trust:** Jody Allen

**President of Basketball Ops:** Neil Olshey

**President & CEO:** Chris McGowan

**Assistant General Managers:** Bill Branch, Steve Rosenberry

**Head Coach:** Terry Stotts

**Associate Head Coach:** Nate Tibbetts

**Assistant Coaches:** Dale Osborne, Jim Moran, John McCullough, Jannero Pargo

**Director of Player Health and Performance:** Jesse Ellis

**Head Athletic Trainer:** Geoff Clark

**Director of Player Personnel:** Joe Cronin

**Communications Staff:** Jim Taylor, Collin Romer, Hillary Gorlin, Jacob Gifford, Holli Hanson

**Television:** NBC Sports Northwest, Kevin Calabro, Lamar Hurd, Brooke Oizendarm

**Radio:** Rip City Radio 620 AM, Travis Demers

**Team Colors:** Scarlet, Black, White

## GRIZZLIES STREAKS

**Overall:** 39-50 (1-L)

**Home:** 22-23 (3-W) **Road:** 17-27 (3-L)

## 2019-20 SCHEDULE

Wed, Feb. 12, 2020 at Memphis

Thu, March 12, 2020 at Portland

Sun, April 5, 2020 at Portland

## LAST WIN/LOSS

	DATE	SCORE
<b>Last Home Win</b>	3/5/19	120-111
<b>Last Home Loss</b>	11/20/17	92-100
<b>Last Road Win</b>	11/7/17	98-97
<b>Last Road Loss</b>	4/3/19	89-116

## BIGGEST WIN/WORST LOSS

	DATE	SCORE	MARGIN
<b>Biggest Win</b>	3/14/05	104-83	21
<b>Worst Loss</b>	1/24/02	82-120	38

## 2018-19 SEASON SERIES STATISTICS

### MEMPHIS VS. PORTLAND

PLAYER	G-GS	MIN	FG-FGA	PCT	3FG-FGA	PCT	FT-FTA	PCT	OFF	DEF	TOT	AST	PF-QD	STL	TO	BLK	PTS	AVG	HI
Conley	3-3	104	28-55	.509	13-21	.619	17-24	.708	3	11	14	16	4-0	2	6	1	86	28.7	40
Valanciunas	1-1	21	6-7	.857	1-1	1.000	4-4	1.000	0	2	2	0	2-0	0	2	1	17	17.0	17
Jackson	2-2	60	10-20	.500	4-7	.571	6-6	1.000	4	7	11	4	7-0	1	3	5	30	15.0	16
M. Brooks	1-0	18	5-9	.556	1-3	.333	2-6	.333	0	4	4	3	1-0	1	0	0	13	13.0	13
Wright	2-1	55	13-21	.619	2-5	.400	8-11	.727	2	5	7	7	2-0	3	4	3	36	18.0	25
Miles	1-0	24	3-5	.600	2-4	.500	4-4	1.000	0	2	2	1	2-0	1	1	2	12	12.0	12
Gasol	2-2	64	8-28	.286	2-11	.182	5-5	1.000	1	16	17	9	5-0	5	7	7	23	11.5	14
Anderson	2-2	61	9-13	.692	0-2	.000	1-1	1.000	2	15	17	5	5-0	4	3	1	19	9.5	15
Green	2-0	44	7-11	.636	1-3	.333	1-2	.500	2	5	7	1	7-0	2	3	4	16	8.0	12
Parsons	2-0	33	6-12	.500	3-6	.500	1-2	.500	0	1	1	1	4-0	3	2	1	16	8.0	16
Rabb	3-1	65	9-14	.643	1-2	.500	4-4	1.000	7	18	25	5	5-0	2	5	2	23	7.7	13
Temple	2-2	59	5-13	.385	1-5	.200	3-5	.600	0	4	4	1	6-0	3	0	2	14	7.0	10
Noah	2-0	40	5-15	.333	0-0	---	3-4	.750	3	9	12	7	5-0	2	3	0	13	6.5	9
Bradley	1-1	34	5-14	.357	3-8	.375	1-2	.500	0	3	3	3	3-0	2	2	0	14	14.0	14
Cabocelo	2-1	35	2-9	.222	1-6	.167	7-8	.875	1	3	4	2	5-0	0	4	3	12	6.0	11
Dorsey	1-1	23	3-11	.273	2-7	.286	0-0	---	0	2	2	2	4-0	1	1	0	8	8.0	8
Holiday	2-2	55	4-14	.286	2-8	.250	1-1	1.000	0	6	6	1	1-0	3	3	0	11	5.5	11
Washburn	1-1	25	2-3	.667	1-1	1.000	0-0	---	0	1	1	4	0-0	1	1	1	5	5.0	5
Hannahs	1-0	12	1-5	.200	0-2	.000	2-2	1.000	0	0	0	1	0-0	0	0	0	4	4.0	4
Watanabe	1-0	21	2-8	.250	0-1	.000	0-0	---	0	1	1	1	1-0	0	0	0	4	4.0	4
Carter	2-0	36	2-7	.286	0-2	.000	2-2	1.000	0	5	5	5	2-0	2	1	1	6	3.0	6
Mack	2-0	38	1-11	.091	1-2	.500	3-3	1.000	0	0	0	2	4-0	4	2	0	6	3.0	4
Casspi	1-0	7	1-1	1.000	0-0	---	0-0	---	0	3	3	0	1-0	0	1	0	2	2.0	2
Seiden	2-0	26	1-9	.111	0-4	.000	1-2	.500	3	2	5	2	4-0	0	1	0	3	1.5	3
<b>GRIZZLIES</b>	<b>4</b>	<b>960</b>	<b>138-315</b>	<b>.438</b>	<b>41-111</b>	<b>.369</b>	<b>76-98</b>	<b>.776</b>	<b>28</b>	<b>125</b>	<b>153</b>	<b>83</b>	<b>80-0</b>	<b>42</b>	<b>57</b>	<b>34</b>	<b>393</b>	<b>98.3</b>	<b>120</b>

### PORTLAND VS. MEMPHIS

PLAYER	G-GS	MIN	FG-FGA	PCT	3FG-FGA	PCT	FT-FTA	PCT	OFF	DEF	TOT	AST	PF-QD	STL	TO	BLK	PTS	AVG	HI
McCollum	3-3	104	30-56	.536	5-13	.385	13-15	.867	1	10	11	5	11-0	2	7	2	78	26.0	40
Lillard	4-4	138	29-72	.403	11-30	.367	13-15	.867	2	19	21	25	7-0	5	16	2	82	20.5	24
Kanter	2-1	43	14-19	.737	0-1	.000	4-8	.500	8	10	18	0	5-0	3	5	0	32	16.0	21
Harkless	3-3	83	17-24	.708	2-7	.286	4-6	.667	3	8	11	6	7-0	6	3	2	40	13.3	20
Collins	3-0	63	10-18	.556	3-5	.600	5-7	.714	5	11	16	1	6-0	0	2	3	28	9.3	18
Stauskas	2-0	35	6-11	.545	1-4	.250	2-2	1.000	0	4	4	2	1-0	2	2	1	15	7.5	8
Hood	2-1	50	4-13	.308	2-4	.500	4-4	1.000	0	1	1	2	2-0	3	3	0	14	7.0	9
Leonard	2-0	36	5-10	.500	2-7	.286	2-2	1.000	1	7	8	5	8-0	1	2	2	14	7.0	12
Aminu	4-4	102	8-23	.348	4-14	.286	7-8	.875	1	8	9	3	7-0	5	3	0	27	6.8	10
Layman	3-1	47	9-13	.692	0-3	.000	0-0	---	3	10	13	1	10-0	1	0	1	18	6.0	8
Turner	4-0	96	11-21	.524	1-3	.333	0-0	---	2	27	29	19	6-0	2	10	1	23	5.8	13
Curry	3-0	57	6-17	.353	4-10	.400	1-2	.500	2	4	6	3	4-0	1	5	0	17	5.7	8
Nurkic	3-3	82	6-29	.207	0-2	.000	4-4	1.000	6	21	27	11	9-0	5	7	5	16	5.3	8
Simons	1-0	5	1-3	.333	1-3	.333	0-0	---	0	0	0	0	1-0	0	0	0	3	3.0	3
Swanigan	1-0	7	1-2	.500	0-0	---	0-0	---	0	1	1	0	0-0	0	2	0	2	2.0	2
Labissiere	1-0	5	0-1	.000	0-0	---	0-0	---	0	1	1	0	1-0	0	0	1	0	0.0	0
Trent	1-0	7	0-3	.000	0-2	.000	0-0	---	1	0	1	1	0-0	0	1	0	0	0.0	0
<b>TRAILBLAZERS</b>	<b>4</b>	<b>960</b>	<b>157-335</b>	<b>.469</b>	<b>36-108</b>	<b>.333</b>	<b>59-73</b>	<b>.808</b>	<b>35</b>	<b>142</b>	<b>177</b>	<b>84</b>	<b>85-0</b>	<b>36</b>	<b>69</b>	<b>20</b>	<b>409</b>	<b>102.3</b>	<b>116</b>



## ALL-TIME SERIES

SEASON	W-L	DATE	RESULT	HOME	VISITOR
2018-19	2-2	4/3/19	L	Portland 116	Grizzlies 89
		3/5/19	W	Grizzlies 120	Portland 111
		12/19/18	L	Portland 99	Grizzlies 92
		12/12/18	W	Grizzlies 92	Portland 83
2017-18	2-2	4/1/18	L	Portland 113	Grizzlies 98
		3/28/18	W	Grizzlies 108	Portland 103
		11/20/17	L	Grizzlies 92	Portland 100
		11/7/17	W	Portland 97	Grizzlies 98
2016-17	1-2	1/27/17	L	Portland 112	Grizzlies 109
		12/8/16	W	Grizzlies 88	Portland 86
		11/6/16	L	Grizzlies 94	Portland 100
2015-16	2-2	2/8/16 (ot)	L	Grizzlies 106	Portland 112
		1/4/16	W	Portland 78	Grizzlies 91
		11/13/15	W	Grizzlies 101	Portland 100
		11/5/15	L	Portland 115	Grizzlies 96
2014-15	4-0	3/21/15	W	Grizzlies 97	Portland 86
		2/22/15	W	Portland 92	Grizzlies 98
		1/17/15	W	Grizzlies 102	Portland 98
		11/28/14	W	Portland 99	Grizzlies 112
2013-14	2-1	3/30/14	L	Portland 105	Grizzlies 98
		3/11/14	W	Grizzlies 109	Portland 99
		1/28/14	W	Portland 81	Grizzlies 98
2012-13	3-1	4/3/13	W	Portland 76	Grizzlies 94
		3/12/13	W	Portland 97	Grizzlies 102
		3/6/13	W	Grizzlies 91	Portland 85
		1/4/13	L	Grizzlies 84	Portland 86
2011-12	1-2	4/21/12	W	Grizzlies 93	Portland 89
		3/22/12	L	Portland 97	Grizzlies 94
		1/24/12	L	Portland 97	Grizzlies 84
2010-11	1-2	4/12/11	L	Portland 102	Grizzlies 89
		12/13/10	W	Grizzlies 86	Portland 73
		11/16/10	L	Grizzlies 99	Portland 100
2009-10	2-2	3/1/10	L	Grizzlies 93	Portland 103
		1/5/10	W	Portland 105	Grizzlies 109
		11/27/09	W	Portland 96	Grizzlies 106
		11/10/09	L	Grizzlies 79	Portland 93
2008-09	0-4	4/7/09	L	Grizzlies 93	Portland 96
		3/28/09	L	Portland 86	Grizzlies 66
		3/16/09	L	Grizzlies 92	Portland 103
		2/18/09	L	Portland 94	Grizzlies 90
2007-08	0-3	4/15/08	L	Portland 113	Grizzlies 91
		12/3/07	L	Grizzlies 105	Portland 106
		11/9/07	L	Portland 110	Grizzlies 98
2006-07	2-2	3/29/07	W	Portland 92	Grizzlies 96
		2/23/07	W	Portland 102	Grizzlies 103
		1/27/07 (2ot)	L	Grizzlies 132	Portland 135
		12/13/06	L	Grizzlies 79	Portland 85

SEASON	W-L	DATE	RESULT	HOME	VISITOR
2005-06	2-1	12/30/05	W	Portland 90	Grizzlies 93
		12/21/05	W	Grizzlies 89	Portland 79
		11/22/05	L	Grizzlies 87	Portland 95
2004-05	3-1	3/14/05	W	Grizzlies 104	Portland 83
		3/12/05	L	Portland 80	Grizzlies 66
		2/11/05	W	Grizzlies 88	Portland 82
		11/17/04	W	Portland 82	Grizzlies 101
2003-04	2-2	3/3/04	W	Portland 88	Grizzlies 97
		1/28/04	L	Grizzlies 76	Portland 88
		12/7/03	W	Grizzlies 93	Portland 79
		11/5/03	L	Portland 93	Grizzlies 87
2002-03	1-3	4/11/03	W	Grizzlies 96	Portland 93
		1/20/03	L	Grizzlies 87	Portland 99
		1/15/03	L	Portland 100	Grizzlies 92
		11/6/02	L	Portland 94	Grizzlies 88
2001-02	2-2	4/11/02	W	Grizzlies 102	Portland 99
		3/25/02	W	Portland 100	Grizzlies 103
		1/24/02	L	Portland 120	Grizzlies 82
		11/15/01	L	Grizzlies 85	Portland 101
2000-01	2-2	4/12/01	L	Grizzlies 87	Portland 100
		3/9/01	W	Grizzlies 95	Portland 85
		3/6/01	W	Portland 97	Grizzlies 105
		12/29/00	L	Portland 104	Grizzlies 81
\1999-00	1-3	4/8/00	L	Portland 98	Grizzlies 85
		4/6/00	W	Grizzlies 89	Portland 87
		3/3/00	L	Portland 101	Grizzlies 91
		11/2/99	L	Grizzlies 86	Portland 106
1998-99	0-3	4/6/99	L	Portland 98	Grizzlies 89
		3/8/99	L	Grizzlies 73	Portland 92
		2/8/99	L	Grizzlies 76	Portland 95
1997-98	2-2	4/11/98 (ot)	W	Grizzlies 105	Portland 96
		3/26/98	L	Portland 108	Grizzlies 102
		12/21/97	W	Grizzlies 88	Portland 86
		12/19/97	L	Portland 96	Grizzlies 91
1996-97	0-4	4/17/97	L	Grizzlies 73	Portland 105
		3/28/97	L	Portland 115	Grizzlies 81
		12/12/96	L	Portland 99	Grizzlies 78
		11/1/96	L	Grizzlies 85	Portland 114
1995-96	2-2	4/14/96	L	Grizzlies 79	Portland 81
		4/2/96	L	Portland 101	Grizzlies 85
		12/15/95 (ot)	W	Grizzlies 104	Portland 100
		11/3/95	W	Portland 80	Grizzlies 92

INTRO

PLAYERS

EXECUTIVE

B-BALL OPS

BUSINESS OPS

MEDIA

HISTORY

PLAYOFFS

REVIEW

OPPONENTS

NBA

FEDERFORUM

AT A GLANCE



# SACRAMENTO KINGS



## WESTERN CONFERENCE PACIFIC DIVISION

**Home Court:** Golden 1 Center – 17,583 (2016)  
**Office:** 500 David J. Stern Walk, Sacramento, CA 95814  
**Phone:** (916) 928-0000 **Website:** kings.com

**Chairman and Governor:** Vivek Ranadive  
**Chief Operating Officer:** Matina Kolokotronis  
**General Manager:** Vladi Divac  
**Assistant General Managers:** Peja Stojakovic, Ken Catanella  
**Special Advisor to the General Manager:** Joe Dumars  
**Head Coach:** Luke Walton  
**Assistant Coaches:** Igor Kokoskov, Bob Beyer, Jesse Mermuys, Roy Rana  
**Assistant Coach/Chief of Staff:** Roy Rana  
**Assistant Coaches/Player Development:** Bobby Jackson, Stacey Augmon, Lindsey Harding  
**Player Development Coach:** Rico Hines  
**Vice President, Athlete Health and Performance:** Teena Murray  
**Head Athletic Trainer:** Dwayne Wilson  
**Communications Staff:** Joelle Terry, Alexander Sigua, Raheem Getters, Michael Martinez  
**Television:** Comcast SportsNet. Grant Napear, Doug Christie, Kayte Christensen-Hunter  
**Radio:** KHTK 1140 (1140 AM). Gary Gerould  
**Team Colors:** Purple, Silver, Black, White

## GRIZZLIES STREAKS

**Overall:** 40-49 (2-L)  
**Home:** 28-17 (1-L) **Road:** 12-32 (2-L)

## 2019-20 SCHEDULE

Sat, Dec. 21, 2019 at Memphis  
 Wed, Feb. 12, 2020 at Memphis  
 Thu, March 12, 2020 at Portland  
 Sun, April 5, 2020 at Portland

## LAST WIN/LOSS

	DATE	SCORE
Last Home Win	11/16/18	112-104
Last Home Loss	1/25/19	96-99
Last Road Win	12/31/17	114-96
Last Road Loss	12/21/18	99-102

## BIGGEST WIN/WORST LOSS

	DATE	SCORE	MARGIN
Biggest Win	1/21/12	128-95	33
Worst Loss	4/6/01	90-118	28

## 2018-19 SEASON SERIES STATISTICS

### MEMPHIS VS. SACRAMENTO

PLAYER	G-GS	MIN	FG-FGA	PCT	3FG-FGA	PCT	FT-FTA	PCT	OFF	DEF	TOT	AST	PF-DQ	STL	TO	BLK	PTS	AVG	HI
Conley	4-4	137	31-71	.437	14-30	.467	9-15	.600	3	19	22	25	7-0	4	13	2	85	21.3	27
Jackson	4-4	113	25-48	.521	2-6	.333	12-15	.800	9	13	22	5	21-2	6	5	8	64	16.0	27
Gasol	4-4	129	18-46	.391	6-17	.353	10-12	.833	10	32	42	8	12-0	0	16	5	52	13.0	19
Green	2-0	57	8-17	.471	2-5	.400	4-4	1.000	4	9	13	2	5-0	1	3	1	22	11.0	14
Casspi	3-0	44	12-18	.667	2-3	.667	3-4	.750	1	9	10	1	3-0	5	3	0	29	9.7	18
Selden	3-0	71	12-27	.444	5-11	.455	0-0	---	2	2	4	7	6-0	1	2	1	29	9.7	13
Temple	4-4	108	13-25	.520	7-16	.438	3-5	.600	1	14	15	6	10-0	7	4	2	36	9.0	17
Mack	4-0	99	14-36	.389	3-13	.231	4-6	.667	0	8	8	18	6-0	5	8	1	35	8.8	11
Noah	1-0	21	1-4	.250	0-0	---	5-6	.833	3	4	7	0	0-0	1	1	0	7	7.0	7
Holiday	1-1	21	1-2	.500	1-1	1.000	0-0	---	0	3	3	4	2-0	1	1	1	3	3.0	3
Anderson	3-3	92	8-16	.500	0-1	.000	1-2	.500	3	19	22	5	11-0	4	3	1	17	5.7	10
M. Brooks	3-0	30	5-16	.313	1-6	.167	1-1	1.000	1	1	2	3	5-0	1	1	1	12	4.0	6
Carter	2-0	17	2-8	.250	0-2	.000	2-2	1.000	1	2	3	3	4-0	1	2	0	6	3.0	6
D. Brooks	1-0	14	0-1	.000	0-0	---	2-2	1.000	0	3	3	1	3-0	0	0	0	2	2.0	2
Caboclo	1-0	8	0-4	.000	0-3	.000	0-0	---	1	0	1	0	0-0	1	0	1	0	0.0	0
GRIZZLIES	4	960	150-339	.442	43-114	.377	56-74	.757	39	138	177	88	95-2	38	65	24	399	99.8	112

### SACRAMENTO VS. MEMPHIS

PLAYER	G-GS	MIN	FG-FGA	PCT	3FG-FGA	PCT	FT-FTA	PCT	OFF	DEF	TOT	AST	PF-DQ	STL	TO	BLK	PTS	AVG	HI
Hield	4-4	143	34-74	.459	17-32	.531	8-10	.800	6	20	26	8	7-0	3	8	1	93	23.3	28
Fox	4-4	142	27-61	.443	4-13	.308	22-31	.710	3	17	20	29	11-0	9	18	3	80	20.0	23
Cauley-Stein	4-4	137	21-41	.512	0-0	---	7-12	.583	16	21	37	10	12-0	11	5	1	49	12.3	15
Bjelica	4-3	128	15-35	.429	9-20	.450	8-10	.800	6	28	34	13	17-1	5	5	8	47	11.8	17
Bagley	3-0	72	11-26	.423	0-2	.000	12-16	.750	8	8	16	3	6-0	1	5	1	34	11.3	14
Bogdanovic	3-0	71	10-28	.357	5-16	.313	6-9	.667	0	4	4	6	2-0	2	7	0	31	10.3	14
Shumpert	3-3	80	7-22	.318	5-17	.294	5-7	.714	0	9	9	7	9-1	2	1	0	24	8.0	12
Williams	1-0	19	3-8	.375	2-6	.333	0-0	---	1	7	8	0	0-0	0	1	1	8	8.0	8
Jackson	3-1	72	5-18	.278	1-10	.100	4-6	.667	3	12	15	2	5-0	3	0	0	15	5.0	8
Koufos	1-1	15	2-7	.286	0-0	---	0-0	---	4	4	8	0	1-0	0	0	2	4	4.0	4
Mason	2-0	25	3-6	.500	1-3	.333	1-2	.500	0	3	3	3	0-0	0	4	0	8	4.0	5
Giles	3-0	18	3-3	1.000	0-0	---	0-0	---	1	4	5	0	7-0	0	5	0	6	2.0	4
Ferrell	3-0	34	1-11	.091	1-4	.250	0-0	---	0	5	5	9	2-0	1	2	0	3	1.0	3
McLemore	1-0	4	0-2	.000	0-2	.000	0-0	---	0	0	0	0	0-0	0	0	0	0	0.0	0
KINGS	4	960	142-342	.415	45-125	.360	73-103	.709	48	142	190	90	79-2	37	67	17	402	100.5	104



## ALL-TIME SERIES

SEASON	W-L	DATE	RESULT	HOME	VISITOR	SEASON	W-L	DATE	RESULT	HOME	VISITOR
2018-19	1-3	1/25/19	L	Grizzlies 96	Sacramento 99	2005-06	2-2	3/10/06	L	Sacramento 105	Grizzlies 93
		12/21/18	L	Sacramento 102	Grizzlies 99			2/15/06	W	Grizzlies 84	Sacramento 78
		11/16/18	W	Grizzlies 112	Sacramento 104			2/7/06	L	Sacramento 104	Grizzlies 96
		10/24/18	L	Sacramento 97	Grizzlies 92			1/10/06	W	Grizzlies 99	Sacramento 85
2017-18	2-1	4/6/18	L	Grizzlies 93	Sacramento 94	2004-05	0-3	3/8/05	L	Sacramento 85	Grizzlies 82
		1/19/18	W	Grizzlies 108	Sacramento 88			11/30/04	L	Grizzlies 93	Sacramento 98
		12/31/17	W	Sacramento 96	Grizzlies 114			11/19/04	L	Sacramento 107	Grizzlies 105
2016-17	2-2	3/27/17	L	Sacramento 91	Grizzlies 90	2003-04	2-2	1/23/04	W	Grizzlies 109	Sacramento 95
		1/20/17	W	Grizzlies 107	Sacramento 91			12/23/04	L	Sacramento 114	Grizzlies 97
		12/31/16	W	Sacramento 98	Grizzlies 112			12/16/04	W	Grizzlies 105	Sacramento 100
		12/16/16	L	Grizzlies 92	Sacramento 96			11/25/03	L	Sacramento 109	Grizzlies 89
2015-16	3-0	3/2/16	W	Grizzlies 104	Sacramento 98	2002-03	0-4	1/23/03	L	Grizzlies 98	Sacramento 104
		1/30/16	W	Grizzlies 121	Sacramento 117			1/12/03	L	Sacramento 106	Grizzlies 98
		11/3/15	W	Sacramento 89	Grizzlies 103			11/8/02	L	Sacramento 99	Grizzlies 91
2014-15	3-1	3/30/15	W	Grizzlies 97	Sacramento 83	2001-02	1-3	4/2/02	L	Grizzlies 83	Sacramento 106
		2/25/15	L	Sacramento 102	Grizzlies 90			1/21/02	L	Sacramento 112	Grizzlies 98
		11/30/14	W	Sacramento 85	Grizzlies 97			12/16/01	L	Sacramento 104	Grizzlies 87
		11/13/14	W	Grizzlies 111	Sacramento 110			11/26/01	W	Grizzlies 98	Sacramento 94
2013-14	3-0	1/29/14	W	Sacramento 89	Grizzlies 99	2000-01	0-4	4/16/01	L	Sacramento 110	Grizzlies 100
		1/17/14	W	Grizzlies 91	Sacramento 90			4/6/01	L	Grizzlies 90	Sacramento 118
		11/17/13	W	Sacramento 86	Grizzlies 97			2/2/01	L	Sacramento 105	Grizzlies 95
2012-13	4-0	4/7/13	W	Sacramento 87	Grizzlies 89	1999-00	1-3	2/29/00	L	Sacramento 112	Grizzlies 87
		2/12/13	W	Grizzlies 108	Sacramento 101			2/26/00	W	Grizzlies 102	Sacramento 90
		1/18/13	W	Grizzlies 85	Sacramento 69			12/15/99	L	Grizzlies 106	Sacramento 109
		1/7/13	W	Sacramento 81	Grizzlies 113			11/16/99	L	Sacramento 81	Grizzlies 77
2011-12	2-1	3/20/12	L	Sacramento 119	Grizzlies 110	1998-99	0-4	5/5/99	L	Sacramento 99	Grizzlies 95
		1/21/12	W	Grizzlies 128	Sacramento 95			4/11/99	L	Grizzlies 88	Sacramento 91
		1/3/12	W	Grizzlies 113	Sacramento 96			3/2/99	L	Grizzlies 101	Sacramento 111
2010-11	3-1	4/8/11	W	Grizzlies 101	Sacramento 96	1997-98	2-2	4/19/98 (ot)	W	Sacramento 108	Grizzlies 112
		2/26/11	W	Grizzlies 120	Sacramento 92			3/6/98	L	Grizzlies 96	Sacramento 98
		12/29/10	L	Sacramento 100	Grizzlies 98			1/2/98	L	Sacramento 94	Grizzlies 80
		11/6/10	W	Sacramento 91	Grizzlies 100			11/1/97	W	Grizzlies 97	Sacramento 96
2009-10	2-1	3/22/10	W	Sacramento 85	Grizzlies 102	1996-97	0-4	4/8/97	L	Sacramento 109	Grizzlies 93
		11/23/09	W	Grizzlies 116	Sacramento 105			1/11/97	L	Grizzlies 101	Sacramento 109
		11/2/09 (ot)	L	Sacramento 127	Grizzlies 116			12/26/96	L	Sacramento 111	Grizzlies 88
		11/18/08	W	Grizzlies 109	Sacramento 94			11/18/96	L	Grizzlies 83	Sacramento 84
2008-09	2-2	3/27/09	W	Sacramento 95	Grizzlies 113	1995-96	2-2	4/12/96	W	Grizzlies 99	Sacramento 98
		2/20/09	L	Grizzlies 106	Sacramento 115			3/11/96	L	Sacramento 92	Grizzlies 88
		11/18/08	W	Grizzlies 109	Sacramento 94			2/14/96	W	Grizzlies 93	Sacramento 86
		11/5/08	L	Sacramento 100	Grizzlies 95			12/18/95	L	Sacramento 92	Grizzlies 85
2007-08	2-2	3/26/08 (ot)	L	Sacramento 107	Grizzlies 106						
		3/22/08	W	Grizzlies 117	Sacramento 111						
		2/12/08	W	Grizzlies 107	Sacramento 94						
		1/10/08	L	Sacramento 116	Grizzlies 113						
2006-07	1-2	4/10/07	L	Grizzlies 100	Sacramento 112						
		1/29/07	W	Grizzlies 124	Sacramento 117						
		11/15/06	L	Sacramento 115	Grizzlies 111						

INTRO

PLAYERS

EXECUTIVE

B-BALL OPS

BUSINESS OPS

MEDIA

HISTORY

PLAYOFFS

REVIEW

OPPONENTS

NBA

FEDERFORUM

AT A GLANCE



# SAN ANTONIO SPURS



## WESTERN CONFERENCE SOUTHWEST DIVISION

**Home Court:** AT&T Center – 18,354 (2002)  
**Office:** One AT&T Center, San Antonio, TX 78219  
**Phone:** (210) 444-5500 **Website:** spurs.com

**Chairman:** Peter J. Holt

**CEO:** RC Buford

**President of Basketball Operations/Head Coach:** Gregg Popovich

**General Manager:** Brian Wright

**Assistant Coaches:** Becky Hammon, Will Tardy, Tim Duncan, Chip Engelland, Mitch Johnson

**Vice President of Basketball Operations:** Brent Barry

**Head Athletic Trainer:** Will Sevensen

**Communications Staff:** Tom James, Kris Davis, Jordan Howenstine

**Television:** KENS (Channel 5), KMYS (Channel 35), Fox Sports Southwest (Channel 26). Bill Land, Sean Elliott, Dan Weiss

**Radio (English):** WOAI (1200 AM). Bill Schoening

**Radio (Spanish):** KXTN (107.5 FM). Paul Castro

**Team Colors:** Silver, Black, White

## GRIZZLIES STREAKS

**Overall:** 24-71 (1-L)

**Home:** 16-32 (1-L)

**Road:** 8-39 (1-L)

## 2019-20 SCHEDULE

Mon, Nov. 11, 2019 at San Antonio

Mon, Dec. 23, 2019 at Memphis

Fri, Jan. 10, 2020 at Memphis

Mon, March 16, 2020 at San Antonio

## LAST WIN/LOSS

	DATE	SCORE
<b>Last Home Win</b>	1/9/19	96-86
<b>Last Home Loss</b>	2/12/19	107-108
<b>Last Road Win</b>	11/21/18	104-103
<b>Last Road Loss</b>	1/5/19	88-108

## BIGGEST WIN/WORST LOSS

	DATE	SCORE	MARGIN
<b>Biggest Win</b>	3/1/11 *	109-93	16 (2x)
<b>Worst Loss</b>	11/8/95	62-111	49

\* most recent occurrence

## 2018-19 SEASON SERIES STATISTICS

### MEMPHIS VS. SAN ANTONIO

PLAYER	G-GS	MIN	FG-FGA	PCT	3FG-FGA	PCT	FT-FTA	PCT	OFF	DEF	TOT	AST	PF-QD	STL	TO	BLK	PTS	AVG	HI
Valanciunas	1-0	21	9-11	.818	0-1	.000	5-8	.625	2	8	10	2	3-0	0	1	0	23	23.0	23
Conley	3-3	92	24-54	.444	6-18	.333	12-13	.923	2	5	7	18	4-0	2	1	1	66	22.0	30
Bradley	1-1	38	15-21	.714	3-5	.600	0-0	---	0	6	6	6	1-0	1	2	0	33	33.0	33
Gasol	3-3	97	17-38	.447	3-11	.273	15-17	.882	3	32	35	11	9-0	4	5	2	52	17.3	26
D. Brooks	1-0	17	6-11	.545	3-5	.600	0-1	.000	0	0	0	1	4-0	0	1	0	15	15.0	15
Jackson	4-4	88	15-28	.536	6-12	.500	9-13	.692	3	12	15	2	16-0	4	9	2	45	11.3	15
Green	3-0	76	12-24	.500	5-9	.556	3-3	1.000	5	19	24	2	16-2	3	10	1	32	10.7	12
Wright	1-1	34	2-9	.222	0-3	.000	0-0	---	0	8	8	6	2-0	1	2	1	4	4.0	4
Holiday	3-1	77	9-26	.346	1-8	.125	0-0	---	2	7	9	4	5-0	0	4	1	19	6.3	11
Anderson	3-3	101	10-17	.588	1-2	.500	4-6	.667	1	15	16	7	9-0	3	2	7	25	8.3	9
Casspi	2-0	36	7-11	.636	0-2	.000	1-4	.250	3	8	11	1	3-0	0	1	2	15	7.5	11
Miles	1-0	23	3-8	.375	2-5	.400	2-2	1.000	0	4	4	2	2-0	0	1	0	10	10.0	10
M. Brooks	1-0	12	3-6	.500	0-1	.000	0-0	---	1	1	2	2	2-0	0	0	0	6	6.0	6
Mack	2-0	35	3-12	.250	1-6	.167	4-5	.800	1	3	4	9	1-0	0	1	0	11	5.5	10
Carter	2-0	37	3-14	.214	3-8	.375	0-0	---	0	3	3	4	5-0	4	2	1	9	4.5	6
Temple	3-3	89	6-24	.250	1-10	.100	0-0	---	1	7	8	3	6-0	3	6	1	13	4.3	7
Caboclo	1-0	21	2-7	.286	0-1	.000	0-0	---	1	3	4	1	2-0	0	0	3	4	4.0	4
Noah	3-0	36	4-12	.333	0-0	---	1-2	.500	2	8	10	6	5-0	2	1	2	9	3.0	8
Selden	1-0	18	0-6	.000	0-2	.000	2-2	1.000	0	3	3	1	1-0	0	1	0	2	2.0	2
Rabb	2-1	12	1-3	.333	0-1	.000	0-0	---	2	1	3	1	3-0	0	0	0	2	1.0	2
<b>GRIZZLIES</b>	<b>4</b>	<b>960</b>	<b>151-342</b>	<b>.442</b>	<b>35-110</b>	<b>.318</b>	<b>58-76</b>	<b>.763</b>	<b>29</b>	<b>153</b>	<b>182</b>	<b>89</b>	<b>99-2</b>	<b>27</b>	<b>52</b>	<b>24</b>	<b>395</b>	<b>98.8</b>	<b>107</b>

### SAN ANTONIO VS. MEMPHIS

PLAYER	G-GS	MIN	FG-FGA	PCT	3FG-FGA	PCT	FT-FTA	PCT	OFF	DEF	TOT	AST	PF-QD	STL	TO	BLK	PTS	AVG	HI
Aldridge	4-4	137	23-56	.411	0-1	.000	26-35	.743	12	19	31	14	15-0	2	2	5	72	18.0	22
Mills	4-0	106	21-36	.583	15-23	.652	8-9	.889	1	7	8	13	4-0	4	4	1	65	16.3	22
Gay	3-3	94	15-33	.455	4-7	.571	11-12	.917	4	24	28	11	4-0	3	3	2	45	15.0	21
DeRozan	4-4	144	22-65	.338	0-0	---	13-18	.722	4	21	25	18	7-0	4	15	0	57	14.3	24
D. White	3-2	53	12-16	.750	2-3	.667	5-7	.714	1	7	8	4	10-0	2	5	1	31	10.3	19
Forbes	4-4	117	13-42	.310	4-20	.200	6-6	1.000	1	10	11	8	7-0	4	3	0	36	9.0	14
Belinelli	4-0	92	11-31	.355	4-16	.250	9-10	.900	0	9	9	4	7-0	0	3	0	35	8.8	14
Bertans	4-1	86	9-18	.500	7-14	.500	7-8	.875	1	18	19	4	9-0	3	1	3	32	8.0	17
Gasol	1-0	20	2-5	.400	0-0	---	3-4	.750	1	11	12	1	0-0	0	1	0	7	7.0	7
Poeltl	4-1	49	6-8	.750	0-0	---	2-4	.500	3	12	15	3	4-0	1	4	3	14	3.5	11
Cunningham	4-1	45	3-11	.273	2-6	.333	1-2	.500	3	10	13	3	2-0	1	2	0	9	2.3	7
Eubanks	2-0	7	0-1	.000	0-0	---	2-2	1.000	0	1	1	0	1-0	0	0	0	2	1.0	2
Pondexter	3-0	10	0-2	.000	0-2	.000	0-0	---	0	2	2	1	2-0	0	0	0	0	0.0	0
<b>SPURS</b>	<b>4</b>	<b>960</b>	<b>137-324</b>	<b>.423</b>	<b>38-92</b>	<b>.413</b>	<b>93-117</b>	<b>.795</b>	<b>31</b>	<b>151</b>	<b>182</b>	<b>84</b>	<b>72-0</b>	<b>24</b>	<b>49</b>	<b>15</b>	<b>405</b>	<b>101.3</b>	<b>108</b>



## ALL-TIME SERIES

SEASON	W-L	DATE	RESULT	HOME	VISITOR	SEASON	W-L	DATE	RESULT	HOME	VISITOR
2018-19	2-2	2/12/19	L	Grizzlies 107	San Antonio 108	2006-07	1-3	4/16/07	W	Grizzlies 101	San Antonio 91
		1/9/19	W	Grizzlies 96	San Antonio 86			1/26/07	L	San Antonio 112	Grizzlies 96
		1/5/19	L	San Antonio 108	Grizzlies 88			1/7/07	L	Grizzlies 96	San Antonio 110
		11/21/18	W	San Antonio 104	Grizzlies 103			12/20/06	L	San Antonio 105	Grizzlies 98
2017-18	0-4	3/5/18	L	San Antonio 100	Grizzlies 98	2005-06	0-4	4/9/06	L	San Antonio 83	Grizzlies 81
		1/24/18	L	Grizzlies 85	San Antonio 108			2/24/06	L	Grizzlies 80	San Antonio 83
		12/1/17	L	Grizzlies 79	San Antonio 95			1/16/06	L	Grizzlies 83	San Antonio 93
		11/29/17	L	San Antonio 104	Grizzlies 95			1/14/06	L	San Antonio 80	Grizzlies 79
2016-17	2-2	4/4/17 (ot)	L	San Antonio 95	Grizzlies 89	2004-05	3-1	4/18/05	W	Grizzlies 94	San Antonio 92
		3/23/17	L	San Antonio 97	Grizzlies 90			4/16/05	L	San Antonio 97	Grizzlies 75
		3/18/17	W	Grizzlies 104	San Antonio 96			2/26/05	W	San Antonio 82	Grizzlies 84
		2/6/17	W	Grizzlies 89	San Antonio 74			11/22/04	W	Grizzlies 93	San Antonio 90
2015-16	0-4	3/28/16	L	Grizzlies 87	San Antonio 101	2003-04	3-1	3/9/04	W	Grizzlies 94	San Antonio 88
		3/25/16	L	San Antonio 110	Grizzlies 104			3/1/04	W	San Antonio 80	Grizzlies 81
		12/3/15	L	Grizzlies 83	San Antonio 103			12/15/03	L	San Antonio 78	Grizzlies 67
		11/21/15	L	San Antonio 92	Grizzlies 82			11/3/03	W	Grizzlies 88	San Antonio 80
2014-15	2-2	3/29/15	L	San Antonio 103	Grizzlies 89	2002-03	1-3	4/2/03	L	Grizzlies 87	San Antonio 105
		12/30/14	W	Grizzlies 95	San Antonio 87			1/22/03	W	San Antonio 93	Grizzlies 98
		12/17/14 (3ot)	W	San Antonio 116	Grizzlies 117			11/22/02	L	San Antonio 95	Grizzlies 86
		12/5/14	L	Grizzlies 101	San Antonio 107			11/4/02 (ot)	L	Grizzlies 101	San Antonio 103
2013-14	0-4	4/6/14	L	San Antonio 112	Grizzlies 92	2001-02	0-4	4/13/02	L	Grizzlies 92	San Antonio 113
		1/7/14 (ot)	L	Grizzlies 108	San Antonio 110			3/12/02	L	San Antonio 98	Grizzlies 84
		11/22/13	L	Grizzlies 86	San Antonio 102			2/19/02 (ot)	L	San Antonio 99	Grizzlies 93
		10/30/13	L	San Antonio 101	Grizzlies 94			12/30/01	L	Grizzlies 79	San Antonio 83
2012-13	2-2	4/1/13	W	Grizzlies 92	San Antonio 90	2000-01	0-4	3/5/01	L	Grizzlies 77	San Antonio 91
		1/16/13	L	San Antonio 103	Grizzlies 82			1/23/01	L	San Antonio 110	Grizzlies 77
		1/11/13 (ot)	W	Grizzlies 101	San Antonio 98			12/3/00	L	Grizzlies 79	San Antonio 97
		12/1/12 (ot)	L	San Antonio 99	Grizzlies 95			11/11/00	L	San Antonio 91	Grizzlies 78
2011-12	0-4	4/12/12	L	San Antonio 107	Grizzlies 97	1999-00	0-4	4/17/00	L	San Antonio 100	Grizzlies 93
		2/6/12	L	Grizzlies 84	San Antonio 89			4/9/00	L	Grizzlies 99	San Antonio 107
		1/30/12	L	Grizzlies 73	San Antonio 83			12/30/99	L	Grizzlies 88	San Antonio 98
		12/26/11	L	San Antonio 95	Grizzlies 82			12/9/99	L	San Antonio 99	Grizzlies 91
2010-11	2-2	3/27/11	W	Grizzlies 111	San Antonio 104	1998-99	0-3	4/29/99	L	Grizzlies 72	San Antonio 99
		3/1/11	W	Grizzlies 109	San Antonio 93			4/1/99	L	San Antonio 103	Grizzlies 91
		2/27/11	L	San Antonio 95	Grizzlies 88			3/20/99 (ot)	L	Grizzlies 88	San Antonio 92
		12/18/10 (ot)	L	San Antonio 112	Grizzlies 106			4/16/98	L	Grizzlies 97	San Antonio 110
2009-10	2-2	4/9/10	W	San Antonio 99	Grizzlies 107	1997-98	0-4	12/30/97	L	Grizzlies 115	San Antonio 124
		3/6/10	L	Grizzlies 92	San Antonio 102			12/17/97	L	San Antonio 98	Grizzlies 87
		1/29/10	L	San Antonio 104	Grizzlies 97			11/5/97	L	San Antonio 87	Grizzlies 79
		1/16/10	W	Grizzlies 92	San Antonio 86	1996-97	3-1	2/12/97	W	San Antonio 101	Grizzlies 106
2008-09	0-4	1/2/09	L	Grizzlies 80	San Antonio 91			12/30/96	L	Grizzlies 88	San Antonio 95
		12/27/08 (2ot)	L	San Antonio 106	Grizzlies 103			12/6/96	W	San Antonio 89	Grizzlies 105
		11/28/08	L	San Antonio 109	Grizzlies 98			11/24/96	W	Grizzlies 96	San Antonio 91
		11/24/08	L	Grizzlies 81	San Antonio 94	1995-96	0-4	4/16/96	L	Grizzlies 86	San Antonio 95
2007-08	1-3	12/30/07	L	San Antonio 111	Grizzlies 87			4/10/96	L	San Antonio 105	Grizzlies 82
		12/19/07	W	Grizzlies 88	San Antonio 85			2/25/96	L	Grizzlies 84	San Antonio 95
		11/23/07	L	San Antonio 101	Grizzlies 88			11/8/95	L	San Antonio 111	Grizzlies 62
		10/31/07	L	Grizzlies 101	San Antonio 104						

INTRO

PLAYERS

EXECUTIVE

B-BALL OPS

BUSINESS OPS

MEDIA

HISTORY

PLAYOFFS

REVIEW

OPPONENTS

NBA

FEDERATION

AT A GLANCE





# TORONTO RAPTORS



## EASTERN CONFERENCE ATLANTIC DIVISION

**Home Court:** Scotiabank Arena – 19,800 (1999)

**Office:** 40 Bay Street, Suite 500, Toronto, Ontario, Canada, M5J 2L2

**Phone:** (416) 815-5600 **Website:** raptors.com

**Chairman and NBA Governor:** Lawrence M. Tanenbaum, O.C.

**President:** Masai Ujiri

**General Manager:** Bobby Webster

**Head Coach:** Nick Nurse

**Assistant Coaches:** Adrian Griffin, Sergio Scariolo, Nate Bjorkgren, Patrick Mutumbo, Jim Sann, John Goodwillie, Brittini Donaldson

**Assistant Coach/Director of Sports Science:** Alex McKechnie

**Head Athletic Trainer:** Scott McCullough

**Strength and Conditioning Coach:** Jon Lee

**Media Relations Staff:** Jennifer Quinn, Rozen Yau, Phil Summers, Emma Marshall, Tasala Tahir

**Television:** TSN, TSN 2, Sportsnet, Sportsnet ONE, Matt Devlin, Leo Rautins, Jack Armstrong

**Radio:** TSN Radio 1050 (1050 AM), Sportsnet 590 The FAN (590 AM). Paul Jones, Eric Smith, Jack Armstrong, Sherman Hamilton

**Team Colors:** Red, Black, Silver

## GRIZZLIES STREAKS

**Overall:** 23-24 (4-L)

**Home:** 13-10 (2-L)

**Road:** 10-14 (6-L)

## 2019-20 SCHEDULE

Sat, March 28, 2020 at Memphis

Mon, March 30, 2020 at Toronto

## LAST WIN/LOSS

	DATE	SCORE
Last Home Win	1/25/17	101-99
Last Home Loss	11/27/18	114-122
Last Road Win	2/20/13	88-82
Last Road Loss	1/9/19	90-119

## BIGGEST WIN/WORST LOSS

	DATE	SCORE	MARGIN
Biggest Win	4/6/05	104-74	30
Worst Loss	1/19/19	90-119	29

## 2018-19 SEASON SERIES STATISTICS

### MEMPHIS VS. TORONTO

PLAYER	G-GS	MIN	FG-FGA	PCT	3FG-FGA	PCT	FT-FTA	PCT	OFF	DEF	TOT	AST	PF-DQ	STL	TO	BLK	PTS	AVG	HI
Gasol	1-1	39	10-14	.714	4-6	.667	3-4	.750	1	3	4	4	2-0	2	1	2	27	27.0	27
Conley	2-2	57	12-28	.429	2-8	.250	4-6	.667	3	4	7	9	4-0	4	5	2	30	15.0	20
Anderson	1-1	34	6-8	.750	0-1	.000	1-1	1.000	2	3	5	1	3-0	1	1	0	13	13.0	13
Rabb	1-0	22	5-10	.500	0-0	---	3-4	.750	4	7	11	1	1-0	0	3	1	13	13.0	13
Mack	2-0	49	10-16	.625	2-5	.400	2-2	1.000	2	4	6	10	1-0	3	4	0	24	12.0	14
Holiday	1-1	30	3-8	.375	1-4	.250	0-0	---	0	4	4	3	1-0	2	4	0	7	7.0	7
Jackson	2-2	47	7-15	.467	1-3	.333	5-7	.714	2	8	10	1	7-0	0	6	1	20	10.0	16
Temple	2-2	57	7-16	.438	4-10	.400	2-2	1.000	1	5	6	5	5-0	2	3	1	20	10.0	12
Casspi	2-0	45	5-16	.313	1-6	.167	7-7	1.000	1	8	9	3	5-0	1	5	1	18	9.0	10
Green	2-1	40	6-15	.400	1-5	.200	3-3	1.000	4	8	12	2	5-0	0	2	0	16	8.0	13
Carter	1-0	26	2-7	.286	2-5	.400	0-0	---	1	1	2	4	1-0	1	2	0	6	6.0	6
Selden	1-0	15	2-7	.286	1-3	.333	0-0	---	0	0	0	4	1-0	0	0	0	5	5.0	5
Watanabe	1-0	17	2-5	.400	1-2	.500	0-0	---	0	1	1	1	0-0	0	1	0	5	5.0	5
<b>GRIZZLIES</b>	<b>2</b>	<b>480</b>	<b>77-165</b>	<b>.467</b>	<b>20-58</b>	<b>.345</b>	<b>30-36</b>	<b>.833</b>	<b>21</b>	<b>56</b>	<b>77</b>	<b>48</b>	<b>36-0</b>	<b>16</b>	<b>41</b>	<b>8</b>	<b>204</b>	<b>102.0</b>	<b>114</b>

### TORONTO VS. MEMPHIS

PLAYER	G-GS	MIN	FG-FGA	PCT	3FG-FGA	PCT	FT-FTA	PCT	OFF	DEF	TOT	AST	PF-DQ	STL	TO	BLK	PTS	AVG	HI
Green	2-2	50	13-21	.619	12-20	.600	0-0	---	0	10	10	3	1-0	2	1	2	38	19.0	24
Lowry	2-2	66	11-22	.500	6-12	.500	8-9	.889	1	5	6	13	2-0	2	4	1	36	18.0	24
Ibaka	2-2	61	16-24	.667	0-3	.000	2-2	1.000	5	3	8	2	8-0	0	3	2	34	17.0	18
Leonard	1-1	37	5-11	.455	1-4	.250	6-9	.667	0	10	10	5	2-0	2	1	1	17	17.0	17
Powell	1-0	19	6-7	.857	2-2	1.000	0-0	---	0	1	1	4	1-0	3	0	0	14	14.0	14
Siakam	2-2	60	10-17	.588	0-2	.000	7-10	.700	3	11	14	6	6-0	1	1	1	27	13.5	17
VanVleet	2-1	48	7-14	.500	4-7	.571	4-5	.800	2	2	4	10	4-0	5	2	1	22	11.0	18
Miles	2-0	23	6-14	.429	4-8	.500	3-4	.750	0	1	1	1	2-0	5	1	0	19	9.5	13
Valanciunas	1-0	14	3-3	1.000	1-1	1.000	2-2	1.000	1	2	3	2	2-0	0	3	1	9	9.0	9
Wright	2-0	36	4-9	.444	2-3	.667	2-2	1.000	0	1	1	5	2-0	3	2	2	12	6.0	9
Anunoby	1-0	17	2-5	.400	1-3	.333	0-1	.000	0	1	1	0	1-0	0	1	0	5	5.0	5
Boucher	1-0	9	1-4	.250	1-2	.500	0-0	---	0	3	3	0	1-0	0	0	2	3	3.0	3
Richardson	1-0	5	1-2	.500	1-2	.500	0-0	---	0	0	0	0	0-0	0	0	0	3	3.0	3
Brown	1-0	0	0-0	---	0-0	---	0-0	---	0	0	0	0	0-0	0	0	0	0	0.0	0
Lloyd	1-0	5	0-1	.000	0-0	---	0-0	---	0	2	2	1	0-0	0	1	0	0	0.0	0
Monroe	1-0	11	0-3	.000	0-0	---	0-0	---	0	2	2	2	3-0	0	2	0	0	0.0	0
<b>RAPTORS</b>	<b>2</b>	<b>480</b>	<b>86-159</b>	<b>.541</b>	<b>35-69</b>	<b>.507</b>	<b>34-44</b>	<b>.773</b>	<b>12</b>	<b>56</b>	<b>68</b>	<b>56</b>	<b>35-0</b>	<b>24</b>	<b>27</b>	<b>13</b>	<b>241</b>	<b>120.5</b>	<b>122</b>



## ALL-TIME SERIES

SEASON	W-L	DATE	RESULT	HOME	VISITOR
2018-19	0-2	1/9/19	L	Toronto 119	Grizzlies 90
		11/27/18	L	Grizzlies 114	Toronto 122
2017-18	0-2	2/4/18	L	Toronto 101	Grizzlies 86
		12/8/17	L	Grizzlies 107	Toronto 116
2016-17	1-1	1/25/17	W	Grizzlies 101	Toronto 99
		11/30/16	L	Toronto 120	Grizzlies 105
2015-16	0-2	4/1/16	L	Grizzlies 95	Toronto 99
		2/21/16	L	Toronto 98	Grizzlies 85
2014-15	1-1	1/21/15	W	Grizzlies 92	Toronto 86
		11/19/14	L	Toronto 96	Grizzlies 92
2013-14	0-2	3/14/14	L	Toronto 99	Grizzlies 86
		11/13/13	L	Grizzlies 87	Toronto 103
2012-13	2-0	2/20/13	W	Toronto 82	Grizzlies 88
		11/28/12	W	Grizzlies 103	Toronto 82
2011-12	1-1	3/16/12 (ot)	L	Grizzlies 110	Toronto 114
		3/2/12	W	Toronto 99	Grizzlies 102
2010-11	2-0	1/24/11	W	Toronto 98	Grizzlies 100
		12/27/10	W	Grizzlies 96	Toronto 85
2009-10	2-0	2/17/10 (ot)	W	Toronto 102	Grizzlies 109
		10/30/09	W	Grizzlies 115	Toronto 107
2008-09	1-1	2/7/09	W	Grizzlies 78	Toronto 70
		1/9/09	L	Toronto 103	Grizzlies 82
2007-08	0-2	11/28/07	L	Toronto 103	Grizzlies 91
		11/21/07	L	Grizzlies 89	Toronto 95

SEASON	W-L	DATE	RESULT	HOME	VISITOR
2006-07	1-1	3/7/07	L	Toronto 94	Grizzlies 87
		12/30/06	W	Grizzlies 110	Toronto 104
2005-06	2-0	2/21/06	W	Grizzlies 94	Toronto 88
		11/30/05	W	Toronto 66	Grizzlies 92
2004-05	2-0	4/6/05	W	Toronto 74	Grizzlies 104
		3/4/05	W	Grizzlies 86	Toronto 75
2003-04	2-0	3/28/04	W	Toronto 88	Grizzlies 94
		3/23/04	W	Grizzlies 95	Toronto 88
2002-03	1-1	3/9/03	W	Toronto 106	Grizzlies 119
		12/1/02	L	Grizzlies 87	Toronto 92
2001-02	1-1	1/8/02	W	Grizzlies 84	Toronto 81
		11/29/01	L	Toronto 91	Grizzlies 88
2000-01	0-2	3/25/00	L	Toronto 102	Grizzlies 92
		3/11/00	L	Grizzlies 84	Toronto 101
1999-00	1-1	3/5/00	L	Grizzlies 92	Toronto 94
		1/9/00	W	Toronto 97	Grizzlies 107
1998-99	0-1	2/21/99	L	Toronto 102	Grizzlies 87
		3/8/98	W	Grizzlies 113	Toronto 106
1997-98	1-1	2/22/98 (ot)	L	Toronto 113	Grizzlies 105
		3/9/97	L	Toronto 81	Grizzlies 77
1996-97	1-1	1/19/97	W	Grizzlies 100	Toronto 92
		1/25/96 (ot)	W	Toronto 101	Grizzlies 106
1995-96	1-1	12/10/95	L	Grizzlies 81	Toronto 93

INTRO

PLAYERS

EXECUTIVE

B-BALL OPS

BUSINESS OPS

MEDIA

HISTORY

PLAYOFFS

REVIEW

OPPONENTS

NBA

FEDERATION

AT A GLANCE



# UTAH JAZZ



## WESTERN CONFERENCE NORTHWEST DIVISION

**Home Court:** Vivint Smart Home Arena – 18,306 (1991)  
**Office:** 1420 S. 500 W, Salt Lake City, UT 84115  
**Phone:** (801) 325-2500 **Website:** utahjazz.com

**Owner:** Gail Miller

**Executive Vice President:** Don Stirling

**Executive Vice President of Basketball Operations:** Dennis Lindsey

**General Manager:** Justin Zanik

**Senior Vice President of Basketball Operations:** Linda Luchetti

**Vice President of Player Personnel:** Walt Perrin

**Assistant General Manager:** David Morway

**Head Coach:** Quin Snyder

**Assistant Coaches:** Alex Jensen, Johnnie Bryant, Zach Guthrie, Vince Legarza, Lamar Skeeter, Jeff Watkinson, Mike Wells

**Vice President of Performance Health Care:** Mike Elliott

**Head Athletic Trainer:** Eric Waters

**Communications Staff:** Frank Zhang, Derek Garduño, Madeline Crandall, Danny Franks

**Television:** AT&T SportsNet: Craig Bolerjack, Matt Harpring, Kristen Kenney

**Radio:** KZNS (1280 AM/97.5 FM). David Locke, Ron Boone

**Team Colors:** Dark Navy, Yellow, Green, White

## GRIZZLIES STREAKS

**Overall:** 32-56 (1-W)

**Home:** 18-26 (1-W)

**Road:** 14-30 (2-W)

## 2019-20 SCHEDULE

Fri, Nov. 15, 2019 at Memphis

Fri, Nov. 29, 2019 at Memphis

Sat, Dec. 7, 2019 at Utah

Sat, March 14, 2020 at Utah

## LAST WIN/LOSS

	DATE	SCORE
<b>Last Home Win</b>	3/8/19	114-104
<b>Last Home Loss</b>	11/12/18	88-96
<b>Last Road Win</b>	11/2/18	110-100
<b>Last Road Loss</b>	3/30/18	97-107

## BIGGEST WIN/WORST LOSS

	DATE	SCORE	MARGIN
<b>Biggest Win</b>	1/6/06	87-65	22
<b>Worst Loss</b>	2/29/02	70-114	44

## 2018-19 SEASON SERIES STATISTICS

### MEMPHIS VS. UTAH

PLAYER	G-GS	MIN	FG-FGA	PCT	3FG-FGA	PCT	FT-FTA	PCT	OFF	DEF	TOT	AST	PF-QD	STL	TO	BLK	PTS	AVG	HI
Conley	4-4	136	31-72	.431	10-27	.370	31-34	.912	4	15	19	23	9-0	6	6	0	103	25.8	28
Valanciunas	1-1	25	12-17	.706	0-0	---	3-4	.750	2	5	7	2	5-0	0	1	0	27	27.0	27
Gasol	3-3	105	19-40	.475	5-13	.385	8-14	.571	2	26	28	14	14-1	6	6	3	51	17.0	18
Mack	3-0	87	15-27	.556	6-11	.545	4-6	.667	0	11	11	8	5-0	3	6	1	40	13.3	19
Jackson	3-3	75	15-30	.500	1-7	.143	3-4	.750	7	12	19	5	12-0	3	7	6	34	11.3	13
Bradley	1-1	36	2-7	.286	1-1	1.000	2-2	1.000	0	1	1	6	1-0	1	3	0	7	7.0	7
Wright	1-0	30	4-13	.308	0-1	.000	3-4	.750	1	5	6	5	1-0	0	0	0	11	11.0	11
Holiday	1-1	26	3-4	.750	2-2	1.000	0-0	---	0	3	3	2	4-0	0	1	2	8	8.0	8
Rabb	2-0	19	7-11	.636	0-1	.000	2-3	.667	4	4	8	0	2-0	0	1	0	16	8.0	15
Temple	3-3	105	9-26	.346	2-12	.167	4-6	.667	3	6	9	0	9-0	4	3	0	24	8.0	12
Noah	1-1	21	3-6	.500	0-0	---	1-1	1.000	1	7	8	4	2-0	0	0	2	7	7.0	7
D. Brooks	2-0	36	6-12	.500	1-3	.333	0-0	---	0	2	2	2	6-0	1	1	2	13	6.5	7
Selden	3-0	56	6-14	.429	2-5	.400	4-6	.667	2	3	5	5	10-0	3	4	0	18	6.0	7
Anderson	3-2	90	5-20	.250	0-2	.000	3-6	.500	5	18	23	10	9-0	1	3	1	13	4.3	7
M. Brooks	3-0	36	5-10	.500	2-3	.667	1-2	.500	0	4	4	2	3-0	0	3	1	13	4.3	10
Casspi	2-0	17	2-3	.667	0-1	.000	4-6	.667	1	3	4	2	1-0	1	0	0	8	4.0	4
Cabocelo	1-0	9	1-2	.500	1-2	.500	0-0	---	0	3	3	0	2-0	0	0	0	3	3.0	3
Dorsey	1-0	5	2-3	.667	1-1	1.000	0-0	---	0	2	2	0	0-0	0	0	0	5	5.0	5
Miles	1-0	20	0-4	.000	0-4	.000	0-0	---	0	2	2	0	0-0	1	0	1	0	0.0	0
Parsons	2-1	28	1-7	.143	1-4	.250	0-0	---	0	3	3	1	2-0	1	2	0	3	1.5	3
<b>GRIZZLIES</b>	<b>4</b>	<b>960</b>	<b>148-328</b>	<b>.451</b>	<b>35-100</b>	<b>.350</b>	<b>73-98</b>	<b>.745</b>	<b>32</b>	<b>135</b>	<b>167</b>	<b>91</b>	<b>97-1</b>	<b>31</b>	<b>49</b>	<b>19</b>	<b>404</b>	<b>101.0</b>	<b>114</b>

### UTAH VS. MEMPHIS

PLAYER	G-GS	MIN	FG-FGA	PCT	3FG-FGA	PCT	FT-FTA	PCT	OFF	DEF	TOT	AST	PF-QD	STL	TO	BLK	PTS	AVG	HI
Mitchell	3-3	112	21-55	.382	6-18	.333	16-20	.800	2	6	8	13	8-0	3	10	1	64	21.3	38
Ingles	4-4	145	21-49	.429	10-28	.357	9-12	.750	5	18	23	19	9-0	4	11	2	61	15.3	19
Korver	1-0	31	4-12	.333	3-11	.273	2-2	1.000	0	5	5	3	3-0	1	1	0	13	13.0	13
Crowder	4-0	121	16-37	.432	10-28	.357	8-13	.615	3	28	31	5	9-0	1	3	2	50	12.5	18
Rubio	3-3	85	13-36	.361	5-17	.294	4-5	.800	2	7	9	18	13-1	3	8	1	35	11.7	22
Gobert	4-4	135	15-24	.625	0-0	---	14-25	.560	12	39	51	5	13-0	2	8	11	44	11.0	15
Favors	4-4	99	13-30	.433	4-8	.500	5-6	.833	15	11	26	5	12-0	5	5	7	35	8.8	12
Allen	3-1	42	6-12	.500	4-10	.400	3-4	.750	0	0	0	1	6-0	0	1	0	19	6.3	9
O'Neale	4-1	65	9-19	.474	2-7	.286	4-6	.667	1	7	8	2	9-0	3	5	0	24	6.0	10
Exum	3-0	53	6-24	.250	1-10	.100	3-6	.500	0	3	3	6	7-0	0	3	1	16	5.3	9
Burks	2-0	29	3-13	.231	1-4	.250	3-3	1.000	1	3	4	2	1-0	1	0	0	10	5.0	10
Sefolosha	1-0	14	1-4	.250	1-3	.333	0-0	---	0	2	2	0	0-0	0	0	1	3	3.0	3
Niang	4-0	28	3-7	.429	2-4	.500	0-0	---	1	7	8	0	2-0	1	1	0	8	2.0	3
Udoh	1-0	1	1-1	1.000	0-0	---	0-0	---	1	0	1	0	0-0	0	0	1	2	2.0	2
<b>JAZZ</b>	<b>4</b>	<b>960</b>	<b>132-323</b>	<b>.409</b>	<b>49-148</b>	<b>.331</b>	<b>71-102</b>	<b>.696</b>	<b>43</b>	<b>136</b>	<b>179</b>	<b>79</b>	<b>92-1</b>	<b>24</b>	<b>57</b>	<b>27</b>	<b>384</b>	<b>96.0</b>	<b>104</b>



## ALL-TIME SERIES

SEASON	W-L	DATE	RESULT	HOME	VISITOR	SEASON	W-L	DATE	RESULT	HOME	VISITOR
2018-19	3-1	3/8/19	W	Grizzlies 114	Utah 104	2005-06	3-1	3/19/06	W	Grizzlies 90	Utah 84
		11/12/18	L	Grizzlies 88	Utah 96			1/6/06	W	Grizzlies 87	Utah 65
		11/2/18	W	Utah 100	Grizzlies 110			12/26/05 (ot)	L	Utah 105	Grizzlies 102
		10/22/18	W	Utah 84	Grizzlies 92			11/19/05	W	Utah 72	Grizzlies 80
2017-18	0-3	3/30/18	L	Utah 107	Grizzlies 97	2004-05	3-0	3/11/05	W	Utah 82	Grizzlies 94
		3/9/18	L	Grizzlies 78	Utah 95			1/22/05	W	Utah 94	Grizzlies 110
		2/7/17	L	Grizzlies 88	Utah 92			1/3/05	W	Grizzlies 92	Utah 82
2016-17	3-1	1/28/17	W	Utah 95	Grizzlies 102	2003-04	1-3	4/5/04	L	Utah 92	Grizzlies 81
		1/8/17	W	Grizzlies 88	Utah 79			1/30/04	L	Grizzlies 79	Utah 85
		12/18/16	L	Grizzlies 73	Utah 82			1/2/04	W	Grizzlies 100	Utah 88
		11/14/16	W	Utah 96	Grizzlies 102			11/8/03	L	Utah 96	Grizzlies 89
2015-16	1-2	3/4/16	W	Grizzlies 94	Utah 88	2002-03	1-3	2/24/03	W	Grizzlies 103	Utah 92
		1/2/16 (ot)	L	Utah 92	Grizzlies 87			2/5/03	L	Utah 105	Grizzlies 84
		11/7/15	L	Utah 89	Grizzlies 79			12/22/02	L	Grizzlies 74	Utah 103
2014-15	2-2	4/10/15	W	Utah 88	Grizzlies 89			12/6/02	L	Utah 104	Grizzlies 71
		3/3/15	L	Grizzlies 82	Utah 93	2001-02	3-1	3/11/02	W	Grizzlies 79	Utah 78
		2/4/15	W	Utah 90	Grizzlies 100			2/28/02	L	Utah 114	Grizzlies 70
		12/22/14	L	Grizzlies 91	Utah 97			2/5/02	W	Grizzlies 86	Utah 79
2013-14	3-0	3/26/14	W	Utah 87	Grizzlies 91			1/12/02 (ot)	W	Utah 95	Grizzlies 97
		3/19/14	W	Grizzlies 96	Utah 86	2000-01	0-4	4/1/01	L	Grizzlies 73	Utah 92
		12/23/13	W	Grizzlies 104	Utah 94			2/28/01	L	Utah 101	Grizzlies 83
2012-13	3-1	4/17/13	W	Grizzlies 86	Utah 70			2/7/01	L	Grizzlies 82	Utah 92
		3/16/13	L	Utah 90	Grizzlies 84			12/7/00	L	Utah 98	Grizzlies 87
		12/15/12	W	Utah 86	Grizzlies 99	1999-00	1-3	3/25/00	L	Grizzlies 75	Utah 84
		11/5/12	W	Grizzlies 103	Utah 94			1/26/00	W	Utah 99	Grizzlies 116
2011-12	1-2	4/14/12	W	Grizzlies 103	Utah 98			1/20/00	L	Grizzlies 89	Utah 94
		2/12/12	L	Grizzlies 88	Utah 98			12/29/99	L	Utah 101	Grizzlies 90
		1/6/12	L	Utah 94	Grizzlies 85	1998-99	0-3	4/12/99	L	Utah 98	Grizzlies 80
2010-11	2-2	3/21/11	W	Grizzlies 103	Utah 85			3/26/99	L	Grizzlies 80	Utah 85
		1/7/11	W	Grizzlies 110	Utah 99			3/3/99	L	Utah 109	Grizzlies 86
		1/1/11	L	Utah 98	Grizzlies 92	1997-98	0-4	4/5/98	L	Grizzlies 93	Utah 99
		12/6/10	L	Utah 94	Grizzlies 85			3/13/98	L	Utah 110	Grizzlies 101
2009-10	1-2	1/8/10	W	Grizzlies 91	Utah 89			12/28/97	L	Grizzlies 88	Utah 89
		1/6/10	L	Utah 117	Grizzlies 94			11/12/97	L	Utah 98	Grizzlies 80
		11/30/09	L	Utah 120	Grizzlies 93	1996-97	0-4	4/4/97	L	Utah 106	Grizzlies 79
2008-09	0-4	2/17/09	L	Utah 117	Grizzlies 99			3/2/97	L	Grizzlies 86	Utah 93
		1/16/09	L	Grizzlies 91	Utah 101			1/17/97	L	Grizzlies 68	Utah 106
		11/26/08	L	Utah 117	Grizzlies 100			11/15/96	L	Utah 104	Grizzlies 96
		11/22/08	L	Grizzlies 94	Utah 103	1995-96	0-4	4/18/96	L	Grizzlies 79	Utah 94
2007-08	0-3	3/1/08	L	Grizzlies 92	Utah 113			3/29/96	L	Utah 105	Grizzlies 91
		2/2/08	L	Grizzlies 91	Utah 110			2/7/96	L	Utah 102	Grizzlies 79
		11/10/07	L	Utah 118	Grizzlies 94			2/5/96	L	Grizzlies 83	Utah 92
2006-07	1-3	3/24/07	L	Utah 118	Grizzlies 108						
		2/28/07	L	Grizzlies 88	Utah 104						
		1/24/07 (ot)	W	Utah 130	Grizzlies 132						
		12/23/06	L	Grizzlies 97	Utah 100						

INTRO

PLAYERS

EXECUTIVE

B-BALL OPS

BUSINESS OPS

MEDIA

HISTORY

PLAYOFFS

REVIEW

OPPONENTS

NBA

FEDERFORUM

AT A GLANCE



# WASHINGTON WIZARDS



## EASTERN CONFERENCE SOUTHEAST DIVISION

**Home Court:** Capital One Arena – 20,362 (1997)

**Office:** 601 F Street NW, Washington DC, 20004

**Phone:** (202) 661-5000

**Website:** washingtonwizards.com

**Chairman and CEO:** Ted Leonsis

**General Manager:** Tommy Sheppard

**Chief Planning and Operations Officer:** Sashi Brown

**Assistant General Manager/Strategy and Analytics:** Brett Greenberg

**Head Coach:** Scott Brooks

**Associate Head Coach:** Tony Brown

**Assistant Coaches:** Mike Longabardi, Robert Pack, Jarrell Christian, Corey Gaines, Dean Oliver, Mike Terpstra

**Assistant Coach/Director of Player Performance:** David Adkins

**Chief of Athletic Care and Performance:** Daniel Medina

**Communications Staff:** Scott Hall, DeAndre Phillips, Daren Jenkins, Ketsia Colimon

**Television:** NBC Sports Washington. Justin Kutcher, Drew Gooden, Caron Butler, Chris Miller

**Radio:** WNEW (99.1 FM)/WFEED (1500AM). Dave Johnson, Glen Consor

**Team Colors:** Navy Blue, Red, Silver, White

## GRIZZLIES STREAKS

**Overall:** 24-21 (1-L)

**Home:** 18-5 (1-W)

**Road:** 6-16 (5-L)

## 2019-20 SCHEDULE

Sat, Dec. 14, 2019 at Memphis

Sun, Feb. 9, 2020 at Washington

## LAST WIN/LOSS

	DATE	SCORE
Last Home Win	10/13/18	107-95
Last Home Loss	1/5/18	100-102
Last Road Win	3/3/14	110-104
Last Road Loss	3/16/19	128-135

## BIGGEST WIN/WORST LOSS

	DATE	SCORE	MARGIN
Biggest Win	12/14/15	112-95	17
Worst Loss	1/27/96	77-102	25

## 2018-19 SEASON SERIES STATISTICS

### MEMPHIS VS. WASHINGTON

PLAYER	G-GS	MIN	FG-FGA	PCT	3FG-FGA	PCT	FT-FTA	PCT	OFF	DEF	TOT	AST	PF-QD	STL	TO	BLK	PTS	AVG	HI
Conley	2-2	70	14-33	.424	5-15	.333	14-18	.778	0	6	6	19	5-0	1	3	1	47	23.5	28
Temple	1-1	36	5-13	.385	4-7	.571	6-6	1.000	1	6	7	1	0-0	0	3	0	20	20.0	20
Gasol	1-1	36	7-10	.700	2-3	.667	3-7	.429	0	5	5	6	1-0	5	0	0	19	19.0	19
Parsons	1-0	23	6-10	.600	2-6	.333	2-3	.667	1	5	6	5	5-0	1	0	0	16	16.0	16
Valanciunas	1-1	29	10-17	.588	0-0	---	2-2	1.000	2	6	8	3	4-0	0	2	1	22	22.0	22
Noah	1-0	26	6-8	.750	0-0	---	3-4	.750	0	8	8	1	4-0	0	2	1	15	15.0	15
Mack	1-0	30	5-8	.625	2-3	.667	2-2	1.000	0	2	2	8	2-0	1	0	0	14	14.0	14
Bradley	1-1	34	9-17	.529	3-9	.333	0-0	---	1	1	2	5	3-0	0	2	0	21	21.0	21
Wright	1-0	24	2-5	.400	0-2	.000	1-2	.500	0	1	1	3	2-0	1	0	0	5	5.0	5
Holiday	1-1	29	3-7	.429	1-2	.500	2-2	1.000	3	1	4	4	1-0	1	0	0	9	9.0	9
Casspi	1-0	15	3-6	.500	1-1	1.000	1-2	.500	0	3	3	0	2-0	1	0	0	8	8.0	8
D. Brooks	1-0	25	2-5	.400	1-2	.500	2-2	1.000	1	1	2	2	5-0	3	1	1	7	7.0	7
Miles	1-0	10	0-4	.000	0-2	.000	0-0	---	0	1	1	0	0-0	1	0	0	0	0.0	0
Dorsey	1-0	12	2-4	.500	2-3	.667	1-2	.500	0	3	3	1	2-0	0	0	0	7	7.0	7
Anderson	1-1	28	2-3	.667	0-0	---	1-2	.500	3	8	11	3	1-0	4	1	0	5	5.0	5
Rabb	2-0	25	4-4	1.000	0-0	---	2-3	.667	1	2	3	0	3-0	1	3	2	10	5.0	8
Jackson	1-1	10	2-3	.667	0-0	---	0-0	---	0	3	3	1	4-0	0	2	0	4	4.0	4
Caboclo	1-1	7	1-2	.500	1-2	.500	0-0	---	0	3	3	1	2-0	1	1	0	3	3.0	3
Seiden	1-0	8	1-4	.250	1-3	.333	0-0	---	0	0	0	0	0-0	0	2	0	3	3.0	3
M. Brooks	1-0	5	0-1	.000	0-1	.000	0-0	---	0	0	0	0	1-0	0	1	0	0	0.0	0
GRIZZLIES	2	480	84-164	.512	25-61	.410	42-57	.737	13	65	78	63	47-0	21	27	6	235	117.5	128

### WASHINGTON VS. MEMPHIS

PLAYER	G-GS	MIN	FG-FGA	PCT	3FG-FGA	PCT	FT-FTA	PCT	OFF	DEF	TOT	AST	PF-QD	STL	TO	BLK	PTS	AVG	HI
Beal	2-2	79	17-33	.515	13-24	.542	10-13	.769	1	7	8	14	2-0	4	5	3	57	28.5	40
Wall	1-1	34	9-15	.600	4-7	.571	0-0	---	1	4	5	7	3-0	3	9	0	22	22.0	22
Parker	1-0	30	6-13	.462	1-3	.333	7-9	.778	2	9	11	2	1-0	1	5	1	20	20.0	20
Portis	1-1	23	7-11	.636	3-5	.600	1-2	.500	2	4	6	2	3-0	1	2	1	18	18.0	18
Oubre	1-0	29	4-10	.400	1-5	.200	7-8	.875	1	1	2	1	3-0	2	2	1	16	16.0	16
Porter	1-1	38	6-14	.429	3-6	.500	0-0	---	0	6	6	3	3-0	1	0	0	15	15.0	15
Ariza	1-1	26	3-8	.375	1-5	.200	1-2	.500	0	4	4	1	1-0	1	1	2	8	8.0	8
Bryant	1-0	20	1-5	.200	0-2	.000	8-8	1.000	3	4	7	2	3-0	0	2	10	10.0	10	
Green	2-2	62	8-15	.533	3-8	.375	0-0	---	0	6	6	4	6-0	0	3	1	19	9.5	15
Satoransky	2-1	43	4-12	.333	1-1	1.000	9-9	1.000	1	7	8	7	2-0	1	1	1	18	9.0	15
Mahmimi	1-1	20	2-3	.667	0-0	---	3-4	.750	1	5	6	0	4-0	0	0	0	7	7.0	7
Smith	1-0	24	2-4	.500	1-1	1.000	2-2	1.000	2	4	6	4	4-0	0	1	2	7	7.0	7
Brown	1-0	21	2-5	.400	0-0	---	1-2	.500	0	5	5	2	3-0	0	0	0	5	5.0	5
Randle	1-0	12	1-3	.333	0-2	.000	2-2	1.000	0	0	0	0	3-0	0	0	0	4	4.0	4
Rivers	1-0	19	1-4	.250	0-1	.000	2-2	1.000	0	2	2	1	2-0	1	2	0	4	4.0	4
WIZARDS	2	480	73-155	.471	31-70	.443	53-63	.841	14	68	82	50	43-0	15	33	14	230	115.0	135



## ALL-TIME SERIES

SEASON	W-L	DATE	RESULT	HOME	VISITOR	SEASON	W-L	DATE	RESULT	HOME	VISITOR
2018-19	1-1	3/16/19	L	Washington 135	Grizzlies 128	2006-07	1-1	12/26/06	L	Washington 116	Grizzlies 101
		10/30/18	W	Grizzlies 107	Washington 95			11/24/06	W	Grizzlies 95	Washington 80
2017-18	0-2	1/5/18	L	Grizzlies 100	Washington 102	2005-06	2-0	2/27/06	W	Grizzlies 108	Washington 98
		12/13/17	L	Washington 93	Grizzlies 87			1/22/06	W	Washington 82	Grizzlies 93
2016-17	1-1	1/18/17	L	Washington 104	Grizzlies 101	2004-05	0-2	2/23/05	L	Washington 93	Grizzlies 83
		10/30/16 (ot)	W	Grizzlies 112	Washington 103			11/3/04	L	Grizzlies 91	Washington 103
2015-16	1-1	12/23/15	L	Washington 100	Grizzlies 91	2003-04	2-0	2/4/04	W	Washington 101	Grizzlies 103
		12/14/15	W	Grizzlies 112	Washington 95			12/5/03	W	Grizzlies 92	Washington 77
2014-15	0-2	4/4/15	L	Grizzlies 83	Washington 92	2002-03	1-1	12/18/02	L	Washington 118	Grizzlies 100
		3/12/15	L	Washington 107	Grizzlies 87			11/23/02	W	Grizzlies 85	Washington 74
2013-14	2-0	3/3/14	W	Washington 104	Grizzlies 110	2001-02	0-2	4/6/02	L	Washington 88	Grizzlies 85
		2/11/14	W	Grizzlies 92	Washington 89			12/11/01	L	Grizzlies 81	Washington 91
2012-13	1-1	3/25/13	L	Washington 107	Grizzlies 94	2000-01	2-0	2/20/00	W	Washington 104	Grizzlies 116
		2/1/13	W	Grizzlies 85	Washington 76			12/20/00	W	Grizzlies 118	Washington 104
2011-12	1-0	3/18/12	W	Grizzlies 97	Washington 92	1999-00	1-1	2/16/00	W	Grizzlies 92	Washington 87
2010-11	1-1	1/29/11	W	Grizzlies 107	Washington 93			11/23/99	L	Washington 89	Grizzlies 87
		11/19/10	L	Washington 89	Grizzlies 86	1998-99	---	No games			
2009-10	2-0	2/24/10	W	Washington 94	Grizzlies 99	1997-98	1-1	2/14/98 (ot)	W	Grizzlies 110	Washington 108
		12/28/09 (ot)	W	Grizzlies 116	Washington 111			1/16/98	L	Washington 112	Grizzlies 110
2008-09	2-0	4/1/09	W	Grizzlies 112	Washington 107	1996-97	1-1	3/12/97	L	Washington 104	Grizzlies 82
		2/2/09	W	Washington 97	Grizzlies 113			12/22/96	W	Grizzlies 91	Washington 87
2007-08	1-1	1/25/08	L	Washington 104	Grizzlies 93	1995-96	0-2	3/4/96	L	Grizzlies 81	Washington 96
		11/24/07	W	Grizzlies 124	Washington 118			1/27/96	L	Washington 102	Grizzlies 77

INTRO

PLAYERS

EXECUTIVE

B-BALL OPS

BUSINESS OPS

MEDIA

HISTORY

PLAYOFFS

REVIEW

OPPONENTS

NBA

FEDERATION

AT A GLANCE





# SERIES RECORDS

## SUMMARY OF ALL-TIME SERIES RECORDS & SINGLE-GAME HIGHS

Opponent	Games	Record	Win Loss %	Points Scored	Points Against	Points Per Game	Points Against Per Game
Atlanta Hawks	46	17-29	.370	4387	4586	95.4	99.7
Boston Celtics	46	18-28	.391	4587	4707	99.7	102.3
Brooklyn Nets	45	22-23	.489	4367	4353	97.0	96.7
Charlotte Hornets	41	17-24	.415	3850	4003	93.9	97.6
Chicago Bulls	47	20-27	.426	4423	4535	94.1	96.5
Cleveland Cavaliers	45	16-29	.356	4360	4522	96.9	100.5
Dallas Mavericks	94	29-65	.309	8959	9338	95.3	99.3
Denver Nuggets	89	35-54	.393	8639	8861	97.1	99.6
Detroit Pistons	46	20-26	.435	4300	4359	93.5	94.8
Golden State Warriors	89	42-47	.472	8929	9110	100.3	102.4
Houston Rockets	96	36-60	.375	9039	9425	94.2	98.2
Indiana Pacers	46	18-28	.391	4358	4465	94.7	97.1
Los Angeles Clippers	91	43-48	.473	8878	8965	97.6	98.5
Los Angeles Lakers	88	34-54	.386	8590	8963	97.6	101.9
Miami Heat	45	19-26	.422	4186	4276	93.0	95.0
Milwaukee Bucks	45	22-23	.489	4410	4376	98.0	97.2
Minnesota Timberwolves	91	42-49	.462	8759	8921	96.3	98.0
New Orleans Pelicans	64	30-34	.469	6223	6274	97.2	98.0
New York Knicks	45	23-22	.511	4362	4394	96.9	97.6
Oklahoma City Thunder	89	27-62	.303	8648	9190	97.6	103.3
Orlando Magic	45	23-22	.511	4321	4376	96.0	97.2
Philadelphia 76ers	46	23-23	.500	4489	4486	97.6	97.5
Phoenix Suns	88	34-54	.386	8797	9011	100.0	102.4
Portland Trail Blazers	89	39-50	.438	8271	8595	92.9	96.6
Sacramento Kings	89	40-49	.449	8863	8854	99.6	99.5
San Antonio Spurs	95	24-71	.253	8626	9299	90.8	97.9
Toronto Raptors	47	23-24	.489	4487	4525	95.5	96.3
Utah Jazz	88	32-56	.364	7979	8463	90.7	96.2
Washington Wizards	45	24-21	.533	4417	4421	98.2	98.2

### GRIZZLIES

Opponent	Player	Date
Atlanta	J. Posey	38 at Atl, 3/29/04
Boston	B. Reeves	41 at Bos, 1/15/98
Brooklyn	A. Peeler	40 at NJN, 2/4/97
Charlotte	P. Gasol	33 at Mem, 3/26/06
Chicago	Z. Randolph	31 at Chi, 3/4/10
Cleveland	P. Gasol	37 at Cle, 11/29/03
Dallas	(3) P. Gasol*	36 at Dal, 11/26/05
Denver	M. Miller	41 at Mem, 3/17/06
Detroit	M. Gasol	38 at Det, 12/21/16
Golden State	M. Miller	45 at GSW, 2/21/07
Houston	J. Williams	38 at Mem, 11/30/01
Indiana	M. Conley	36 at Mem, 3/29/17
LA Clippers	M. Dickerson	40 at LAC, 2/10/00
LA Lakers	P. Gasol	35 at Mem, 3/22/07
Miami	R. Gay	41 at Mia, 12/13/09
Milwaukee	S. Abdur-Rahim	38 at Van, 1/7/01
Minnesota	M. Bibby	37 at Min, 11/22/00
New Orleans	M. Gasol	38 at NOP, 12/1/15
New York	M. Gasol	37 at Mem, 1/16/16
Oklahoma City	P. Gasol	44 at Mem, 3/28/06
Orlando	(2) T. Evans*	32 at Mem, 11/1/18
Philadelphia	M. Conley	36 at Phi, 12/13/14
Phoenix	B. Reeves	39 at Pho, 4/19/97
Portland	M. Conley	40 at Mem, 3/5/19
Sacramento	S. Abdur-Rahim	37 at Van, 1/11/97
San Antonio	A. Bradley	33 at MEM, 2/12/19
Toronto	M. Gasol	42 at Mem, 1/25/17
Utah	P. Gasol	32 at Uta, 12/26/05
Washington	P. Gasol	39 at Mem, 2/27/06

### OPPONENTS

Player	Date
A. Walker	31 at Atl, 12/8/04
I. Thomas	42 at Mem, 12/20/16
S. Marbury	42 at Van, 1/27/00
K. Walker	46 at Cha, 3/22/18
B. Gordon	33 at Mem, 3/17/07
L. James	51 at Mem, 1/15/08
D. Nowitzki	38 at Dal, 2/7/07
A. McDyeess	46 at Den, 2/28/99
(2) C. Billups*	34 at Det, 1/27/06
S. Curry	46 at GSW, 4/13/16
(2) J. Harden*	57 at Mem, 3/20/19
J. O'Neal	38 at Ind, 3/21/03
E. Brand	44 at LAC, 2/10/06
K. Bryant	60 at Mem, 3/22/07
D. Wade	41 at Mia, 12/16/06
(2) M. Williams*	32 at Mem, 2/5/08
A. Jefferson	38 at Min, 12/29/08
J. Mashburn	50 at NOH, 2/21/03
J.R. Smith	35 at NYK, 4/5/17
R. Westbrook	45 at OKC, 4/5/17
A. Hardaway	37 at Ori, 11/22/95
A. Iverson	38 at Phi, 2/9/05
D. Booker	48 at Pho, 3/30/19
Z. Randolph	43 at Por, 3/29/07
K. Martin	48 at Sac, 11/2/09
T. Duncan	42 at SAS, 12/9/99
C. Bosh	37 at Mem, 10/30/09
C. Boozer	39 at Uta, 1/24/07
J. Wall	47 at Was, 3/25/13

\* Most recent occurrence

# NBA





NBA

## 2019-20 NBA KEY DATES

Sept. 6	Naismith Memorial Basketball Hall of Fame Enshrinement (Springfield, MA)	Dec. 12	NBA Mexico City Games 2019, Dallas Mavericks vs. Detroit Pistons (Mexico City)
Sept. 27	First allowable date for players participating in preseason games outside North America to report to their teams (no earlier than 11 a.m. local time)	Dec. 14	NBA Mexico City Games 2019, San Antonio Spurs vs. Phoenix Suns (Mexico City)
Sept. 28	Training Camps open for all teams participating in preseason games outside North America	Jan. 5	10-day contracts may now be signed
Sept. 30	First allowable date for all other veteran players to report to their teams (no earlier than 11 a.m. local time)	Jan. 10	All contracts are guaranteed for the remainder of the season
Sept. 30	NBA Preseason games begin	Jan. 15	Last day to sign NBA Two-Way contracts
Oct. 1	Training Camps open for all other teams	Jan. 24	NBA Paris Game 2020, Charlotte Hornets vs. Milwaukee Bucks (Paris)
Oct. 4	NBA India Games, Indiana Pacers vs. Sacramento Kings (Mumbai)	Feb. 6	NBA Trade Deadline (3 p.m. ET)
Oct. 5	NBA India Games, Indiana Pacers vs. Sacramento Kings (Mumbai)	Feb. 14-16	NBA All-Star 2020 (Chicago, IL)
Oct. 8	NBA Japan Games, Houston Rockets vs. Toronto Raptors (Tokyo)	Mar. 1	Playoff Eligibility Waiver Deadline
Oct. 10	NBA Japan Games, Houston Rockets vs. Toronto Raptors (Tokyo)	Apr. 15-18	Portsmouth Invitational Tournament (Portsmouth, VA)
Oct. 10	NBA China Games 2019, Brooklyn Nets vs. Los Angeles Lakers (Shanghai)	Apr. 15	Regular Season ends
Oct. 12	NBA China Games 2019, Brooklyn Nets vs. Los Angeles Lakers (Shenzhen)	Apr. 17	Rosters set for NBA Playoffs 2020 (3 p.m. ET)
Oct. 17	NBA Canada Series 2019, Dallas Mavericks vs. LA Clippers (Vancouver)	Apr. 18	NBA Playoffs 2020 begin
Oct. 18	NBA Preseason ends	Apr. 26	NBA Early Entry Eligibility Deadline (11:59 p.m. ET)
Oct. 21	Rosters set for NBA Opening Day (5 p.m. ET)	May 4-5	Conference Semifinals begin (possible move up to May 2-3)
Oct. 22	Start of the 2019-20 NBA Regular Season (NBA Tip-Off 2019)	May 19	NBA Draft Lottery 2020 (Chicago)
		May 19-20	Conference Finals begin (possible move up to May 17-18)
		May 21-24	NBA Draft Combine 2020 (Chicago)
		June 4	NBA Finals 2020 begin
		June 15	NBA Draft Early Entry Entrant Withdrawal Deadline (5 p.m. ET)
		June 21	The Finals 2020 latest possible date
		June 25	NBA Draft 2020

## 2018-19 NBA FINAL REGULAR SEASON STANDINGS

NBA EASTERN CONFERENCE  
ATLANTIC DIVISION

	W	L	PCT	GB	HOME	ROAD	LAST-10	STREAK
Toronto	58	24	.707	-	32-9	26-15	7-3	Won 2
Philadelphia	51	31	.622	7	31-10	20-21	4-6	Won 1
Boston	49	33	.598	9	28-13	21-20	6-4	Won 1
Brooklyn	42	40	.512	16	23-18	19-22	6-4	Won 3
New York	17	65	.207	41	9-32	8-33	3-7	Lost 1

## CENTRAL DIVISION

	W	L	PCT	GB	HOME	ROAD	LAST-10	STREAK
Milwaukee	60	22	.732	-	33-8	27-14	7-3	Lost 1
Indiana	48	34	.585	12	29-12	19-22	4-6	Won 1
Detroit	41	41	.500	19	26-15	15-26	4-6	Won 2
Chicago	22	60	.268	38	9-32	13-28	2-8	Lost 3
Cleveland	19	63	.232	41	13-28	6-35	0-10	Lost 10

## SOUTHEAST DIVISION

	W	L	PCT	GB	HOME	ROAD	LAST-10	STREAK
Orlando	42	40	.512	-	25-16	17-24	8-2	Won 4
Charlotte	39	43	.476	3	25-16	14-27	6-4	Lost 1
Miami	39	43	.476	3	19-22	20-21	4-6	Lost 1
Washington	32	50	.390	10	22-19	10-31	2-8	Lost 4
Atlanta	29	53	.354	13	17-24	12-29	5-5	Lost 3

NBA WESTERN CONFERENCE  
SOUTHWEST DIVISION

	W	L	PCT	GB	HOME	ROAD	LAST-10	STREAK
Houston	53	29	.646	-	31-10	22-19	8-2	Lost 1
San Antonio	48	34	.585	5	32-9	16-25	6-4	Won 3
Dallas	33	49	.402	20	24-17	9-32	5-5	Lost 1
Memphis	33	49	.402	20	21-20	12-29	4-6	Won 1
New Orleans	33	49	.402	20	19-22	14-27	3-7	Lost 1

## NORTHWEST DIVISION

	W	L	PCT	GB	HOME	ROAD	LAST-10	STREAK
Denver	54	28	.659	-	34-7	20-21	5-5	Won 1
Portland	53	29	.646	1	32-9	21-20	8-2	Won 3
Utah	50	32	.610	4	29-12	21-20	8-2	Lost 1
Oklahoma City	49	33	.598	5	27-14	22-19	7-3	Won 5
Minnesota	36	46	.439	18	25-16	11-30	4-6	Lost 3

## PACIFIC DIVISION

	W	L	PCT	GB	HOME	ROAD	LAST-10	STREAK
Golden State	57	25	.695	-	30-11	27-14	8-2	Lost 1
L.A. Clippers	48	34	.585	9	26-15	22-19	6-4	Won 1
Sacramento	39	43	.476	18	24-17	15-26	3-7	Lost 3
L.A. Lakers	37	45	.451	20	22-19	15-26	6-4	Lost 1
Phoenix	19	63	.232	18	25-16	11-30	4-6	Lost 3



## 2019 NBA PLAYOFFS

### Eastern Conference

#### First Round

Milwaukee over Detroit (4-0)  
Toronto over Orlando (4-1)  
Philadelphia over Brooklyn (4-1)  
Boston over Indiana (4-0)

### Conference Semi-Finals

Milwaukee over Boston (4-1)  
Toronto over Philadelphia (4-3)

### Conference Finals

Toronto over Milwaukee (4-2)

### Western Conference

#### First Round

Golden State over LA Clippers (4-2)  
Denver over San Antonio (4-3)  
Portland over Oklahoma City (4-1)  
Houston over Utah (4-1)

### Conference Semi-Finals

Golden State over Houston (4-2)  
Portland over Denver (4-3)

### Conference Finals

Golden State over Portland (4-0)

### 2019 NBA Finals

#### Toronto over Golden State

Game 1: Golden State 109 at Toronto 118  
Game 2: Golden State 109 at Toronto 104  
Game 3: Toronto 123 at Golden State 109  
Game 4: Toronto 105 at Golden State 92  
Game 5: Golden State 106 at Toronto 105  
Game 6: Toronto 114 at Golden State 110

## 2018-19 NBA FINAL STATISTICAL LEADERS

SCORING	G	FG	FT	PTS	AVG	REBOUNDS	G	OFF	DEF	TOT	AVG	ASSISTS	G	AST	AVG
Harden, Hou.	78	843	754	2818	36.1	Drummond, Det.	79	423	809	1232	15.6	Westbrook, OKC.	73	784	10.7
George, OKC	77	707	453	2159	28.0	Embiid, Phi	64	160	711	871	13.6	Lowry, Tor.	65	564	8.7
Antetokounmpo, Mil.	72	721	500	1994	27.7	Jordan, Dal.-N.Y.	69	225	677	902	13.1	Paul, Hou.	58	473	8.2
Embiid, Phi.	64	580	522	1761	27.5	Gobert, Utah	81	309	732	1041	12.9	Young, Atl.	81	653	8.1
Curry, G.S.	69	632	263	1881	27.3	Capela, Hou.	67	298	550	848	12.7	Holiday, N.O.	67	518	7.7
Leonard, Tor.	60	560	364	1596	26.6	Antetokounmpo, Mil.	72	159	739	898	12.5	B. Simmons, Phi.	79	610	7.7
Booker, Ph.	64	586	393	1700	26.6	Towns, Min.	77	263	691	954	12.4	Harden, Hou.	78	586	7.5
Durant, G.S.	78	721	448	2027	26.0	Vucevic, Orl.	80	224	736	960	12.0	Fox, Sac.	81	590	7.3
Lillard, Por.	80	681	468	2067	25.8	Whiteside, Mia.	72	257	560	817	11.3	Jokic, Den.	80	580	7.3
Walker, Cha.	82	731	380	2102	25.6	Westbrook, OKC	73	109	698	807	11.1	Russell, Bkn.	81	563	7.0
Beal, Was.	82	764	362	2099	25.6	Jokic, Den.	80	228	637	865	10.8	Irving, Bos.	67	464	6.9
Griffin, Det.	75	619	414	1841	24.5	Nurkic, Por.	72	243	505	748	10.4	Lillard, Por.	80	551	6.9
Towns, Min.	77	681	376	1880	24.4	Ayton, Pho.	71	223	506	729	10.3	Green, G.S.	66	454	6.9
Irving, Bos.	67	604	214	1596	23.8	Kanter, N.Y.-Por	67	257	402	659	9.8	Booker, Ph.	64	433	6.8
Mitchell, Utah	77	661	319	1829	23.8	Collins, Atl.	61	219	376	595	9.8	Conley, Mem.	70	449	6.4
Westbrook, OKC	73	630	296	1675	22.9	Sabonis, Ind.	74	186	504	690	9.3	DeRozan, S.A.	77	475	6.2
Thompson, G.S.	78	655	129	1680	21.5	Aldridge, S.A.	81	251	493	744	9.2	Collins, Ind.	76	459	6.0
Randle, N.O.	73	571	356	1565	21.4	B. Simmons, Phi.	79	172	525	697	8.8	Doncic, Dal.	72	429	6.0
Aldridge, S.A.	81	684	349	1727	21.3	Randle, N.O.	73	162	472	634	8.7	Walker, Cha.	82	484	5.9

FG PCT.	FG	FGA	PCT	3-PT FG PCT.	3FG	3GA	PCT	FT PCT.	FT	FTA	PCT
Gobert, Utah	476	712	.669	Harris, Bkn.	183	386	.474	Brogdon, Mil.	141	152	.928
Capela, Hou.	474	732	.6489	Green, Tor.	198	435	.455	Curry, G.S.	263	287	.916
McGee, LA-L	400	641	.624	Curry, Por.	113	251	.450	Lillard, Por.	468	513	.912
Bryant, Was.	309	502	.616	Curry, G.S.	354	810	.437	Gallinari, LA-C	367	406	.904
Harrell, LA-C	546	888	.615	Gallinari, LA-C	161	372	.433	Redick, Phi.	228	255	.894
Adams, OKC.	481	809	.595	Bertans, S.A.	145	338	.429	Lamb, Chi.	231	260	.888
Sabonis, Ind.	413	700	.590	Hield, Sac.	278	651	.427	Green, Was.	183	206	.888
Allen, Bkn.	335	568	.598	Brogdon, Mil.	104	244	.426	Hield, Sac.	171	193	.886
Favors, Utah	363	619	.586	Forbes, S.A.	176	413	.426	Durant, G.S.	448	506	.885
Dayton, Pho.	509	870	.585	Bogdanovic, Ind.	164	386	.425	Hood, Cle-Por.	137	155	.884

STEALS	G	STL	AVG	BLOCKS	G	BLK	AVG	MINUTES	G	MIN	AVG
George, OKC	77	170	2.21	Turner, Ind.	74	199	2.69	Beal, Was.	83	3028	36.9
Harden, Hou.	78	158	2.03	Robinson, N.Y.	66	161	2.44	George, OKC	77	2841	36.9
Paul, Hou	58	114	1.97	Gobert, Utah	81	187	2.31	Harden, Hou	78	2867	36.8
Westbrook, OKC	73	142	1.95	Lopez, Mil.	81	179	2.21	Westbrook, OKC	73	2630	36.0
Butler, Min.-Phi.	65	123	1.89	McGee, LA-L	75	148	1.97	Holiday, N.O.	67	2402	35.9
Smart, Bos.	80	143	1.79	Embiid, Phi.	64	122	1.91	Lillard, Por.	80	2838	35.5
Leonard, Tor.	60	106	1.77	Whiteside, Mia.	72	136	1.89	Booker, Ph.	64	2242	35.0
Drummond, Det.	79	136	1.72	Drummond, Det.	79	138	1.75	Griffin, Det.	75	2622	35.0
Fox, Sac.	81	133	1.64	Towns, Min.	77	125	1.62	DeRozan, S.A.	77	2688	34.9
Holiday, N.O.	67	109	1.63	Antetokounmpo, Mil.	72	110	1.53	Walker, Cha.	82	2863	34.9



NBA

## 2018-19 NBA REGULAR SEASON STATISTICS: TEAM OFFENSIVE & DEFENSIVE

TEAM	DECIDED POINTS PER GAME		DECIDED FIELD GOAL PERCENTAGE		TURNOVERS PER GAME		REBOUND PERCENTAGES			BELOW 100 PTS.		OVERTIME GAMES		3 PTS. OR LESS		10 PTS. OR MORE	
	OWN	OPP.	OWN	OPP.	OWN	OPP.	OFF.	DEF.	TOT.	OWN	OPP.	W	L	W	L	W	L
Atlanta	113.3	119.4	.451	.473	17.0	15.0	.247	.764	.506	11	5	3	1	9	6	7	31
Boston	112.4	108.0	.465	.448	12.8	15.1	.216	.770	.493	9	20	4	0	5	6	24	12
Brooklyn	112.2	112.3	.449	.456	15.1	13.5	.238	.764	.501	13	14	5	2	12	8	16	22
Charlotte	110.7	111.8	.448	.470	12.2	13.5	.217	.771	.494	14	16	1	4	6	10	21	20
Chicago	104.9	113.4	.453	.473	14.1	13.3	.194	.773	.483	27	14	3	2	8	8	9	31
Cleveland	104.5	114.1	.444	.495	13.5	12.5	.237	.770	.503	3	9	0	1	5	4	6	43
Dallas	108.9	110.1	.447	.459	14.2	13.0	.227	.775	.501	13	15	1	3	7	7	12	22
Denver	110.7	106.7	.466	.458	13.4	13.5	.266	.780	.523*	12	27	2	0	13	3	23	11
Detroit	107.0	107.3	.440	.469	13.8	14.1	.248	.787	.517	20	19	5	2	6	9	16	21
Golden State	117.7	111.2	.491*	.444	14.3	13.5	.225	.771	.498	8	10	0	5	7	7	34	10
Houston	113.9	109.1	.449	.466	13.3	15.0	.228	.744	.486	12	17	2	4	5	7	29	12
Indiana	108.0	104.7*	.475	.450	13.7	15.7	.219	.762	.491	22	28	1	0	6	6	23	16
L.A. Clippers	115.1	114.3	.471	.457	14.5	13.2	.220	.760	.490	9	8	5	1	6	2	23	18
L.A. Lakers	111.8	113.5	.470	.452	15.7	14.2	.222	.764	.493	11	7	2	2	5	4	16	25
<b>Memphis</b>	<b>103.5</b>	<b>106.1</b>	<b>.450</b>	<b>.451</b>	<b>14.0</b>	<b>15.2</b>	<b>.200</b>	<b>.776</b>	<b>.488</b>	<b>37</b>	<b>22</b>	<b>3</b>	<b>4</b>	<b>6</b>	<b>9</b>	<b>14</b>	<b>19</b>
Miami	105.7	105.9	.450	.441	14.7	14.1	.248	.776	.512	24	25	1	1	6	9	16	20
Milwaukee	118.1*	109.3	.476	.433*	13.9	13.4	.208	.803*	.506	5	21	1	3	5	6	45	5
Minnesota	112.5	114.0	.456	.467	13.1	14.7	.246	.749	.498	8	13	3	3	8	5	19	22
New Orleans	115.4	116.8	.473	.466	14.8	13.6	.241	.768	.505	8	7	1	2	4	6	15	20
New York	104.6	113.8	.433	.467	14.0	13.2	.221	.761	.491	29	5	2	1	4	7	6	41
Oklahoma City	114.5	111.1	.454	.460	14.0	16.7*	.260	.782	.521	11	11	2	3	6	7	23	12
Orlando	107.3	106.6	.454	.456	13.2	13.0	.220	.797	.508	25	22	1	3	5	6	21	21
Philadelphia	115.2	112.5	.471	.455	14.9	12.7	.245	.786	.516	7	12	2	3	10	8	22	16
Phoenix	107.5	116.8	.459	.482	15.6	15.7	.205	.725	.465	23	6	3	3	5	5	5	40
Portland	114.7	110.5	.467	.457	13.8	12.4	.266*	.779	.522	8	16	4	2	4	6	29	8
Sacramento	114.2	115.3	.464	.466	13.5	15.9	.231	.755	.493	7	10	0	2	6	7	16	18
San Antonio	111.7	110.0	.478	.463	12.1*	12.2	.210	.794	.502	13	19	3	1	7	4	25	16
Toronto	114.4	108.4	.474	.449	14.0	14.9	.219	.771	.495	9	15	4	3	11	7	33	9
Utah	111.7	106.5	.468	.452	15.1	13.9	.229	.803	.516	14	26	0	2	0	7	34	12
Washington	114.0	116.9	.468	.480	14.1	15.8	.213	.741	.477	9	10	3	4	5	6	14	23
<b>NBA Averages</b>	<b>111.21</b>		<b>.461</b>		<b>14.1</b>		<b>.220</b>	<b>.771</b>		<b>449</b>	<b>449</b>	<b>67</b>		<b>192</b>		<b>596</b>	

\* - League Leader

### REBOUND PERCENTAGES

OFF. - Percentage of a given team's missed shots which that team rebounds.

DEF. - Percentage of opponents' missed shots which a given team rebounds.

TOT. - Average of offensive and defensive rebound percentages.

## 2018-19 STATISTICAL RANKING WITHIN LEAGUE - OFFENSIVE

	ATL	BOS	BKN	CHA	CHI	CLE	DAL	DEN	DET	GS	HOU	IND	LAC	LAL	MEM	MIA	MIL	MIN	NO	NY	OKC	ORL	PHI	PHO	POR	SAC	SAS	TOR	UTA	WAS
Points/game	12	14	15	19	27	29	21	20	25	2	11	22	5	16	30	26	1	13	3	28	7	24	4	23	6	9	18	8	17	10
FG pct.	21	14	25	26	20	28	27	13	29	1	24	4	7	9	23	22	3	17	6	30	19	18	8	16	12	15	2	5	10	11
FT pct.	21	4	24	6	11	7	25	20	23	5	9	22	8	29	15	30	14	10	18	19	28	12	16	13	2	27	1	3	26	17
3-pt FG pct.	16	7	14	18	19	13	27	17	23	3	12	5	2	29	25	21	15	20	24	28	22	11	8	30	9	4	1	6	10	26
Off. Reb./gm	4	20	10	19	30	12	16	2	5	21	14	25t	22	15	29	7	25t	6	8	13	1	17	11	28	3	9	27	24	18	23
Def. Reb./gm	18	16	10	22	21	29	14	17	24	3	29	23	8	4	26	15	1	25	6	20	11	13	2	30	7	19	12	9	5	27
Rebounds/gm	12	22	7	23	25	26	16	8	18	11	28	24	13	6	29	10	1	19	5	20	2	15	4	30	3	14	21	17	9	27
Assists/gm	10	5	21	24	27	29	22	2	26	1	28	9	18	11	19	17	7	15	3	30	23	12	4	20	25	14	16	13	8	6
Steals/gm	11	4	27	21	20	28	19	23	22	15	5	3	23	16	6	14	17	7	18	24	1	26	19	2	25	10	30	9	12	7t
Turnovers/gm	30	3	26	2	19	9	20	8	11t	21	6	10	22	29	15	23	13	4	24	17	14	5	25	28	11t	7	1	16	27	18
Blocks/gm	14	10	28	18t	26t	30	26t	24t	29	1	18t	20	22	8	4t	4t	2	17	7	13	12	6	11	15	16	24t	21	9	3	23
Pers.Fouls/gm	29t	12	23	3	9	6	8	7	26	22	25	4	28	13t	24	15	5	10	19	16	27	2	20	29t	11	21	1	17	18	3t
DO/game	27t	14t	23t	8t	8t	1	12t	23t	14t	6t	14t	3t	14t	25t	29	25t	19	27t	8t	20t	12t	6t	20t	30	14t	3t	3t	8t	2	20t

## 2018-19 STATISTICAL RANKING WITHIN LEAGUE - DEFENSIVE

	ATL	BOS	BKN	CHA	CHI	CLE	DAL	DEN	DET	GS	HOU	IND	LAC	LAL	MEM	MIA	MIL	MIN	NO	NY	OKC	ORL	PHI	PHO	POR	SAC	SAS	TOR	UTA	WAS
Points/game	30	8	18	17	20	24	13	6	7	16	10	1	25	21	3	2	11	23	27	22	15	5	19	28	14	26	12	9	4	29
FG pct.	26	4	12	25	27	30	16	15	24	3	19	6	14	9	7	2	1	23	21	22	17	11	10	29	13	20	18	5	8	28
FT pct.	8	12	22	30	10	19	25	2t	5	23	16	7	24	28	29	18	1	15	11	14	9	27	17	4	20	21	6	13	2t	26
3-pt FG pct.	19	6	3	23	26	30	7	1	9	11	2	14	5	13	21	17	22	29	25	24	16	10	4	28	20	12	18	8	15	27
Off. Reb./gm	19	16	24	12	11	6	14	7	3	21	23	17	28	27	5	13	9	26	22	20	8	2	10	30	15	25	4	18	1	29
Def. Reb./gm	21	22	18	25	28	13	14	2	12	5	10	3	11	23	17	7	20	9	16	30	26	24	4	19	1	29	15	8	6	27
Rebounds/gm	23	22	24	21	25	8	14	1	6	10	16	5	19	26	12	9	15	17	20	29	18	11	4	27	3	30	7	13	2	28
Assists/gm	30	8t	10	26	22	24	14	16	8t	12	7	13	11	21	6	4	19	27	29	23	20	2	5	25	3	17	18	15	1	28
Steals/gm	30	2	22	4	9	6	23	14	5	19	11t	13	25	26	18	15	3	1	28	11	24	7	21	29	10	16	8	17	27	20
Turnovers/gm	8	7	20	17t	12t	28	25	17t	14	19	9	5	24	12	6	13	21	11	16	23	1	26	27	4	29	2	30	10	15	3
Blocks/gm	24	2	22	29	28	27	6t	14	17	1	8	21	30	20	13	11	12	25	23	26	16	5	4	15	18t	18t	3	6t	9	10
Pers.Fouls/gm	5	26	7	18	30	28	2	20	11	27	24	3	1	15	9	22	8	13	14	3	29	6	17	16	10	25	19	4	12	
DO/game	7t	17t	7t	22t	22t	19t	5t	10t	2	23	30	25t	1	25t	17t	14t	25t	7y	10t	22t	14t	25t	5t	14t	4	19t	10t	19t	3	10t



## 2018-19 NBA ATTENDANCE

TEAM	HOME ATTENDANCE			ROAD ATTENDANCE		
	G	ATT	AVG	G	ATT	AVG
Atlanta Hawks	41	630,440	15,377	41	729,237	17,786
Boston Celtics	41	763,584	18,624	41	765,533	18,672
Brooklyn Nets	41	612,597	14,941	41	741,515	18,086
Charlotte Hornets	41	676,560	16,502	41	723,570	17,648
Chicago Bulls	41	823,475	20,085	41	730,710	17,822
Cleveland Cavaliers	41	793,337	19,350	41	722,921	17,632
Dallas Mavericks	41	820,569	20,014	41	741,033	18,074
Denver Nuggets	41	756,457	18,450	41	716,494	17,475
Detroit Pistons	41	675,963	16,487	41	730,583	17,819
Golden State Warriors	41	803,436	19,596	41	770,397	18,790
Houston Rockets	41	740,392	18,058	41	734,766	17,921
Indiana Pacers	41	689,310	16,812	41	732,774	17,873
Los Angeles Clippers	41	710,327	17,325	41	706,573	17,2331
Los Angeles Lakers	41	778,877	18,997	41	773,355	18,862
<b>Memphis Grizzlies</b>	<b>41</b>	<b>638,332</b>	<b>15,569</b>	<b>41</b>	<b>720,763</b>	<b>17,580</b>
Miami Heat	41	805,264	19,641	41	745,217	18,176
Milwaukee Bucks	41	721,692	17,602	41	747,607	18,234
Minnesota Timberwolves	41	627,543	15,306	41	723,775	17,653
New Orleans Pelicans	41	656,183	16,004	41	724,356	17,667
New York Knicks	41	779,087	19,002	41	720,226	17,566
Oklahoma City Thunder	41	746,350	18,204	41	732,517	17,866
Orlando Magic	41	720,024	17,562	41	724,048	17,660
Philadelphia 76ers	41	838,564	20,453	41	733,699	17,895
Phoenix Suns	41	627,023	15,293	41	737,301	17,983
Portland Trail Blazers	41	799,345	19,496	41	735,976	17,951
Sacramento Kings	41	700,975	17,097	41	705,164	17,199
San Antonio Spurs	41	750,616	18,308	41	712,647	17,382
Toronto Raptors	41	812,822	19,825	41	747,839	18,240
Utah Jazz	41	732,240	17,860	41	718,204	17,517
Washington Wizards	41	716,996	17,488	41	717,896	17,510
<b>TOTALS</b>	<b>1230</b>	<b>21,948,390</b>	<b>17,844</b>	<b>1230</b>	<b>21,966,696</b>	<b>17,859</b>

## 2019 NBA DRAFT

### First Round

No.	Team	Player	From
1	NOP	Zion Williamson	Duke
2	MEM	Ja Morant	Murray State
3	NYK	R.J. Barrett	Duke
4	LAL	De'Andre Hunter	Virginia
5	CLE	Darius Garland	Vanderbilt
6	PHO	Jarrett Culver	Texas Tech
7	CHI	Coby White	North Carolina
8	ATL	Jaxson Hayes	Texas
9	WAS	Rui Hachimura	Gonzaga
10	ATL	Cam Reddish	Duke
11	CHA	Cameron Johnson	North Carolina
12	CHA	PJ Washington	Kentucky
13	MIA	Tyler Herro	Kentucky
14	BOS	Romeo Langford	Indiana
15	DET	Sekou Doumbouya	Limoges (France)
16	ORL	Chuma Okeke	Auburn
17	BRK	Nickel Alexander-Walker	Virginia Tech
18	IND	Goga Bitadze	KK Mega Leks (Serbia)
19	SAS	Luka Samanic	KK Olimpija (Slovenia)
20	BOS	Matisse Thybulle	Washington
21	OKC	Brandon Clarke	Gonzaga
22	BOS	Grant Williams	Tennessee
23	UTA	Darius Bazley	Princeton HS (OH)
24	PHI	Ty Jerome	Virginia
25	POR	Nassir Little	North Carolina
26	CLE	Dylan Windler	Belmont
27	BRK	Mfiondu Kabengele	Florida State
28	GSW	Jordan Poole	Michigan
29	SAS	Keldon Johnson	Kentucky
30	MIL	Kevin Porter	USC

### Second Round

No.	Team	Player	From
31	BRK	Nicolas Claxton	Georgia
32	PHO	KZ Okpala	Stanford
33	PHI	Carsen Edwards	Purdue
34	PHI	Bruno Fernando	Maryland
35	ATL	Marcos Louzada	SESI Franca (Brazil)
36	CHA	Cody Martin	Nevada
37	DAL	Deividas Sirvydis	Vilnius Rytas (Lithuania)
38	CHI	Daniel Gafford	Arkansas
39	NOP	Alen Smallagic	Santa Cruz Warriors (NBA G League)
40	SAC	Justin James	Wyoming
41	GSW	Eric paschall	Villanova
42	PHI	Admiral Schofield	Tennessee
43	MIN	Jaylen Nowell	Washington
44	MIA	Bol Bol	Oregon
45	DET	Isaiah Roby	Nebraska
46	ORL	Talen Horton-Tucker	Iowa State
47	SAC	Ignas Brazdeikis	Michigan
48	LAC	Terrance Mann	Florida State
49	SAS	Quindary Weatherspoon	Missouri State
50	IND	Jarrell Brantley	College of Charleston
51	BOS	Tremont Waters	LSU
52	CHA	Jalen McDaniels	San Diego State
53	UTA	Justin Wright-Foreman	Hofstra
54	PHI	Marial Shavok	Iowa State
55	NYK	Kyle Guy	Virginia
56	LAC	Jaylen Hands	UCLA
57	NOP	Jordan Bone	Tennessee
58	GSW	Miye Oni	Yale
59	TOR	Dewan Hernandez	Miami
60	SAC	Vanja Marinkovic	Partizan Belgrade (Serbia)





# NBA

## NBA OFFICES

### NBA, NBA Entertainment, WNBA, NBA G League, NBA 2K League

#### NEW YORK

Olympic Tower  
645 Fifth Avenue  
New York, NY 10022  
Telephone: (212) 407-8000  
Fax: (212) 832-5871

#### NEW JERSEY

100 Plaza Drive  
Secaucus, NJ 07094  
Telephone: (201) 865-1500  
Fax: (201) 974-5973

## INTERNATIONAL OFFICES

#### EUROPE

##### Headquarters - NBA EMEA

#### LONDON

Endeavour House  
189 Shaftesbury Avenue  
London, United Kingdom WC2H 8JR  
Telephone: +44-20-7420-8600

#### SPAIN

Leganitos Street 6th Floor  
28013 Madrid, Spain  
Ignasi Castello, C0mmunications  
Telephone: +34-912-153-573

#### AFRICA

9th Floor Green Park Corner, Cnr  
3 Lower Road  
Morningside 2196  
Johannesburg, South Africa  
Telephone: +27-100-072-8600

#### INDIA

Tower 1, 10th Floor  
Indiabulls Finance Center  
Senapati Bapat Marg Mumbai  
Maharashtra 400013  
Telephone: +91-22-6124-6100

## LATIN AMERICA

#### BRAZIL

Av Borges de Medeiros, 633  
Sala 301 - Leblon  
Rio de Janeiro, RJ, Brazil 22430-041  
Telephone: +55-21-3206-6400  
Fax: +55-21-2586-6001

#### MEXICO

Av. Prolongacion Paseo de la Reforma  
1236, Planta baja  
Col. Desarrollo Santa Fe, CP. 05348  
Del. Cuajimalpa de Morelos,  
Ciudad de Mexico Mexico 01210  
Telephone: +52-55-9171-7700

## NORTH AMERICA

#### CANADA

50 Bay Street  
Suite 1402  
Toronto, Ontario  
Canada M5J 3A5  
Telephone: (416) 682-2000  
Fax: (416) 364-0205

## ASIA/PACIFIC

#### HONG KONG

Room 3101, Lee Gardens One  
33 Hysan Avenue  
Causeway Bay, Hong Kong  
Telephone: +852-2843-9600  
Fax: +852-2536-4808

#### TAIWAN

Suite 1303, No. 88, Section 2  
Chung Hsiao East Road  
Taipei, Taiwan ROC 100  
Telephone: +886-2-2397-8000  
Fax: +886-2-2358-1098

#### PHILIPPINES

Unit 1701, World Plaza Building  
5th Avenue corner 30th Street  
Bonifacio Global City  
Taguig, 1634 Philippines  
Jandric Lim, Communications  
Cell: +632-866-8205

#### CHINA—BEIJING

19th Floor, Office Tower 2,  
China Central Place,  
No. 79 Jianguo Road,  
Chaoyang District,  
Beijing 100025, China  
Telephone: +86-10-5200-8200  
Fax: +86-10-5200-8202

#### CHINA—SHANGHAI

Unit 2703-08, 27/F,  
Tower, 2, Plaza 66  
1266 Nanjing West Road  
Jing An District  
Shanghai 200040, China  
Telephone: +86-21-6137-2200  
Fax: +86-21-6288-9920

## 2019-20 NBA OFFICIATING STAFF

3	Buchert, Nick	39	Ford, Tyler
4	Wright, Sean	40	Wood, Leon
5	Fitzgerald, Kane	41	Mauer, Ken
6	Brown, Tony	42	Lewis, Eric
7	Holtkamp-Sterling, Lauren	43	Myers, Matt
8	Davis, Marc	44	Nansel, Brett
9	Sago, Natalie	45	Forte, Brian
11	Collins, Derrick	46	Taylor, Ben
12	Washington, CJ	47	Adams, Bennie
13	Moyer-Gleich, Ashley	48	Foster, Scott
14	Malloy, Ed	49	Washington, Tom
15	Zarba, Zach	50	Petraltis, Gediminas
16	Guthrie, David	51	Smith, Aaron
17	Sterling, Jonathan	52	Twardoski, Scott
18	Boland, Matt	53	Butler, John
19	Capers, James	54	Acosta, Ray
20	Richardson, Leroy	55	Kennedy, Bill
21	Taylor, Dedic	56	Ayotte, Mark
22	Spooner, Bill	58	Tiven, Josh
23	Maddox, Tre	60	Williams, James
24	Scott, Kevin	61	Kirkland, Courtney
25	Brothers, Tony	62	DeRosa, JB
26	Fraher, Pat	63	Richardson, Derek
27	Ervin, Mitchell	64	Van Dwyne, Justin
28	Dagher, Mousa	65	Green, Nate
29	Lindsay, Mark	66	Workman, Haywood
30	Goble, John	67	Adair, Brandon
31	Wall, Scott	68	Goble, Jacyn
32	Kogut, Marat	70	Ransom, Phenizee
33	Corbin, Sean	71	Mott, Rodney
34	Cutler, Kevin	72	Orr, J.T.
35	Goldenberg, Jason	74	Blair, Curtis
36	Barnaky, Brent	77	Lane, Karl
37	Dalen, Eric	78	Scott, Evan
38	Smith, Michael		

#### Non-Staff Officials:

79	Conley, John
80	Fahy, Kevin
81	Jelks, Simone
82	Mehta, Suyash
83	Nagy, Andy
84	Schroeder, Jenna



## NBA G LEAGUE HEAD OFFICE & TEAM DIRECTORIES

### AQUA CALIENTE CLIPPERS OF ONTARIO

9680 Haven Ave. #120; Rancho Cucamonga, CA  
Tel: (909) 409-9090  
Arena: Citizens Business Bank Arena  
Media Relations Contact: Colette Garcia (cgarcia@clippers.com)  
Website: www.aquacalientecippers.com  
NBA Affiliation: LA Clippers

### AUSTIN SPURS

13581 Pond Springs Road, Suite 108,  
Austin, TX 78729  
Tel: (512) 236-8333; Fax: (512) 236-8444  
Arena: H-E-B Center at Cedar Park  
Media Relations Contact: Perri Travillion  
(ptravillion@attcenter.com); Amanda Jancak  
(ajanczak@attcenter.com)  
Website: www.austinspurs.com  
NBA Affiliation: San Antonio

### CANTON CHARGE

1101 Market Avenue North; Canton, OH 44702  
Tel: (866) 444-1944; Fax: (330) 489-1703  
Arena: Canton Memorial Civic Center  
Media Relations Contact: Sean Wyatt  
(swyatt@cantoncharge.com); Joanna Radov  
(jradov@cantoncharge.com)  
Website: www.cantoncharge.com  
NBA Affiliation: Cleveland

### CAPITAL CITY GO-GO

1100 Oak Drive SE; Washington, DC 20032  
Tel: (202) 292-1058  
Arena: Entertainment & Sports Arena in Congress  
Heights  
Media Relations Contact: Matt Quinn  
(mquinn@monumentalsports.com)  
Website: www.capitalcitygogo.com  
NBA Affiliation: Washington

### COLLEGE PARK SKYHAWKS

101 Marietta St. NW Suite 1100; Atlanta, GA 30303  
Arena: Gateway Center Arena @ College Park  
Media Relations Contact: Alii Ehrhardt  
(alii.ehrhardt@pskyhawks.com)  
Website: www.cpskyhawks.com  
NBA Affiliation: Atlanta Hawks

### DELAWARE BLUE COATES

401 Garasches Lane, Wilmington, DE 19801  
Tel: (302) 504-7587  
Arena: 76ers Fieldhouse  
Media Relations Contact: Matt Murphy  
(mattmurphy@76ers.com); Alex Yoh  
(alexayoh@76ers.com)  
Website: www.sixers.com/bluecoats  
NBA Affiliation: Philadelphia

### ERIE BAYHAWKS

110 East 8th Street; Erie, PA 16501  
Tel: (814) 790-5600; Fax: (814) 790-5608  
Arena: Erie Insurance Arena  
Media Relations Contact: Michael Somrak  
(michael.somrak@nbaerie.com)  
Website: www.nbaerie.com  
NBA Affiliation: New Orleans

### FORT WAYNE MAD ANTS

1910 St. Joe Center Rd, Suite 61;  
Fort Wayne, IN 46825  
Tel: (260) 469-4667; Fax: (260) 469-4674  
Arena: Allen County War Memorial Coliseum  
Media Relations Contact: Ryan Stevens  
(rstevens@ftwaynemadants.com)  
Website: www.ftwaynemadants.com  
NBA Affiliation: Indiana

### GRAND RAPIDS DRIVE

40 Monroe Center NW, Ste 11;  
Grand Rapids MI 49503  
Tel: (844) 473-7483  
Arena: DeltaPlex Arena  
Media Relations Contact: Rob Johnson (rjohnson@nbagrandsrapids.com)  
Website: www.nbagrandsrapids.com  
NBA Affiliation: Detroit

### GREENSBORO SWARM

2411 West Gate City Blvd.;  
Greensboro, NC 27403  
Tel: (336) 907-3600  
Arena: Fieldhouse at the Greensboro Coliseum Complex  
Media Relations Contact: Justin Trujillo (jutrillo@goswarm.com)  
Website: www.goswarm.com  
NBA Affiliation: Charlotte

### IOWA WOLVES

730 3rd Street; Des Moines, Iowa 50309  
Tel: (515) 564-8550; Fax: (515) 564-8551  
Arena: Wells Fargo Arena  
Media Relations Contact: Seth Nutting  
(seth.nutting@iawolves.com)  
Website: www.iawolves.com  
NBA Affiliation: Minnesota

### LAKELAND MAGIC

701 West Lime Street, Lakeland, FL 33815  
Tel: (863) 825-3258; Fax: (863) 825-3279  
Arena: HP Funding Center  
Media Relations Contact: Ashley Foss  
(afoss@lakelandmagic.com)  
Website: www.lakelandmagic.com  
NBA Affiliation: Orlando

### LONG ISLAND NETS

168 39th Street, 8th Floor; Brooklyn, NY 11232  
Tel: (718) 215-2299; Fax: (718) 522-3544  
Arena: NYCB Live's Nassau Coliseum  
Media Relations Contact: Megan Walsh  
(mwash@brooklynynets.com)  
Website: www.longislandnets.com  
NBA Affiliation: Brooklyn

### MAINE RED CLAWS

550 Forest Avenue; Portland, ME 04012  
Tel: (207) 210-6655; Fax: (207) 210-6659  
Arena: Portland Exposition Building  
Media Relations Contact: Evans Boston  
(eboston@maineredclaws.com)  
Website: www.maineredclaws.com  
NBA Affiliation: Boston

### MEMPHIS HUSTLE

191 Beale Street; Memphis, TN 38103  
Tel: (901) 205-1234; Fax: (901) 205-1244  
Arena: Landers Center  
Media Relations Contact: Geoffrey Langham  
(glangham@grizzlies.com)  
Website: www.memphishustle.com  
NBA Affiliation: Memphis

### NORTHERN ARIZONA SUNS

3201 N. Main Street; Prescott Valley, AZ 86314  
Tel: (928) 772-7867  
Arena: Prescott Valley Event Center  
Media Relations Contact: Jake Withee  
(jwithe@nazsuns.com)  
Website: www.nazsuns.com  
NBA Affiliation: Phoenix

### OKLAHOMA CITY BLUE

208 Thunder Drive, Oklahoma City, OK 73102  
Tel: (405) 208-4800; Fax: (405) 429-7900  
Arena: Cox Convention Center  
Media Relations Contact: Laila Wani  
(lwani@okcthunder.com); Shelby Willingham  
(swillingham@okcthunder.com)  
Website: www.oklahomacityblue.com  
NBA Affiliation: Oklahoma City

### RAPTORS 905

5600 Rose Cherry Place;  
Mississauga, ON L4Z4B6  
Tel: (416) 815-5600 Fax: (416) 357-9205  
Arena: Paramount Fine Foods Centre  
Media Relations Contact: Stefano Toniutti  
(stefano.tiutti@mlse.com)  
Website: www.raptors905.com  
NBA Affiliation: Toronto

### RIO GRANDE VALLEY VIPERS

4500 North 10th Street, Suite 315;  
McAllen, TX 78504  
Tel: (956) 972-1144; Fax: (956) 972-1150  
Arena: Bert Ogden Arena  
Media Relations Contact: Amairani Ramirez  
(mediarelations@rgvipers.com)  
Website: www.rgvipers.com  
NBA Affiliation: Houston

### SALT LAKE CITY STARS

301 West South Temple; Salt Lake City, UT 84101  
Tel: (801) 325-2500  
Arena: Lifetime Activities Center – Bruin Arena  
Media Relations: Matt DeNesnera  
(matt.denesnera@slcstars.com)  
NBA Affiliation: Utah

### SANTA CRUZ WARRIORS

903 Pacific Avenue, Suite 101;  
Santa Cruz, CA 95060  
Tel: (831) 731-4396; Fax: (831) 466-3201  
Arena: Kaiser Permanente Arena  
Media Relations Contact: Massimo Degaudenzi  
(massimo@santacruzbasketball.com)  
Website: www.santacruzbasketball.com  
NBA Affiliation: Golden State

### SIOUX FALLS SKYFORCE

2131 South Minnesota Ave;  
Sioux Falls, SD 57105  
Tel: (605) 332-0605; Fax: (605) 332-2305  
Arena: Sanford Pentagon  
Media Relations Contact: Matt Dykstra  
(madykstra@skyforceonline.com)  
Website: www.skyforceonline.com  
NBA Affiliation: Miami

### SOUTH BAY LAKERS

2275 E. Mariposa Ave.; El Segundo, CA 90245  
Tel: (310) 426-6000; Fax: (310) 426-6031  
Arena: Toyota Sports Center  
Media Relations Contact: Noah Camarena  
(ncamarena@sbl-lakers.com)  
Website: www.sblakers.com  
NBA Affiliation: Los Angeles Lakers

### STOCKTON KINGS

400 E. Main, Suite 706, 95202, Stockton, CA  
Tel: (888) 465-7209  
Arena: Stockton Arena  
Media Relations Contact: Sabreha Hernandez  
(sehernandez@stocktonkings.com)  
Website: www.sblakers.com  
NBA Affiliation: Sacramento

### TEXAS LEGENDS

2601 Avenue of the Stars, Suite 300;  
Frisco, TX 75034  
Tel: (214) 469-0822; Fax: (214) 469-0823  
Arena: Dr. Pepper Arena  
Media Relations Contact: Britney Wynn  
(bwyynn@texlegends.com)  
Website: www.texlegends.com  
NBA Affiliation: Dallas

### WESTCHESTER KNICKS

198 Central Ave., White Plains, NY 10606  
Tel: (914) 559-6888  
Arena: Westchester County Center  
Media Relations Contact: Ajah Hawley-Alexander  
(ajah.hawley-alexander@msg.com)  
Website: www.westchesterknicks.com  
NBA Affiliation: New York

### WINDY CITY BULLS

5333 Prairie Stone Parkway;  
Hoffman Estates, IL 60192  
Tel: (847) 396-7070  
Arena: Sears Centre Arena  
Media Relations Contact: Joe Kessenich (jkes-senich@bulls.com)  
Website: www.windycitybulls.com  
NBA Affiliation: Chicago

### WISCONSIN HERD

549 Highway; Oshkosh, WI 54901  
Tel: (920) 233-4374; Fax: (920) 744-0238  
Arena: Menominee Nation Arena  
Media Relations Contact: Eric Kohlbeck (ekohlbeck@bucks.com)  
Website: www.wisconsinherd.com  
NBA Affiliation: Milwaukee

INTRO

PLAYERS

EXECUTIVE

BASKETBALL

BUSINESS

MEDIA

COMMUNITY

HISTORY

PLAYOFFS

REVIEW

OPPONENTS

NBA

FEDERATION

AT A GLANCE



NBA



## FINAL 2018-19 NBA DEVELOPMENT G LEAGUE STANDINGS

	HOME		AWAY			HOME		AWAY		
	W-L	W-L	W-L	Pct	Gb	W-L	W-L	W-L	Pct	Gb
<b>Atlantic</b>										
Long Island Nets	34-16	19-6	15-10	.680	--					
Raptors 905	29-21	13-12	16-9	.580	5.0					
Westchester Knicks	29-21	16-19	13-12	.580	5.0					
Delaware Blue Coats	21-29	13-12	8-17	.420	13.0					
Maine Red Claws	19-31	11-14	8-17	.380	15.0					
<b>Central</b>										
Grand Rapids Drive	28-22	14-11	14-11	.560	--					
Windy City Bulls	27-23	15-10	12-13	.540	1.0					
Fort Wayne Mad Ants	23-27	14-11	9-16	.460	5.0					
Canton Charge	22-28	10-15	12-13	.440	6.0					
Wisconsin Herd	12-38	8-17	4-21	.240	16.0					
<b>Southeast</b>										
Lakeland Magic	32-18	18-7	14-11	.640	--					
Capital City Go Go	25-25	14-11	11-14	.500	7.0					
Erie BayHawks	24-26	17-8	8-17	.480	8.0					
Greensboro Swarm	24-26	10-15	14-11	.480	8.0					
<b>Southwest</b>										
Rio Grande Valley Vipers	34-16	18-7	16-9	.680	--					
Salt Lake City Stars	27-23	15-10	12-13	.540	7.0					
Austin Spurs	20-30	13-12	7-18	.400	14.0					
Texas Legends	16-34	14-11	2-23	.320	18.0					
<b>Pacific</b>										
Santa Cruz Warriors	34-16	20-5	14-11	.680	--					
Stockton Kings	30-20	18-7	12-13	.6000	4.0					
Agua Caliente Clippers	26-24	14-11	12-13	.520	8.0					
South Bay Lakers	21-29	13-12	8-17	.420	13.0					
Northern Arizona Suns	12-38	7-18	5-20	.240	22.0					
<b>Midwest</b>										
Oklahoma City Blue	34-16	17-8	170-8	.680	--					
Memphis Hustle	28-22	16-9	12-13	.560	6.0					
Sioux Falls Skyhawks	24-26	13-12	11-14	.480	10.0					
Iowa Wolves	20-30	13-12	7-18	.400	14.0					

## 2019 POSTSEASON RESULTS

### FINALS (BEST OF THREE)

#### Rio Grande Valley Vipers 2, Long Island Nets 1

Sunday, April 7 - Long Island Nets 117, Rio Grande Valley Vipers 107  
Tuesday, April 9 - Rio Grande Valley Vipers 127, Long Island Nets 116  
Friday, April 12 - Rio Grande Valley Vipers 129, Long Island Nets 112

### CONFERENCE FINALS (SINGLE ELIMINATION)

Tuesday, April 2 - Long Island Nets 108, Lakeland Magic 106 (OT)  
Rio Grande Valley Vipers 144, Santa Cruz Warriors 125

### CONFERENCE SEMIFINALS (SINGLE ELIMINATION)

Friday, March 29 - Long Island Nets 112, Raptors 905, 99  
Friday, March 29 - Lakeland Magic 104, Westchester Knicks 91  
Friday, March 29 - Rio Grande Valley Vipers 135, Memphis Hustle 118  
Friday, March 29 - Santa Cruz Warriors 117, Oklahoma City Blue 102

### FIRST ROUND (SINGLE ELIMINATION)

Tuesday, March 26 - Raptors 905 91, Grand Rapids Drive 90 (OT)  
Tuesday, March 26 - Oklahoma City Blue 118, Salt Lake City Stars, 113

Wednesday, March 27 - Westchester Knicks 95, Windy City Bulls 82  
Wednesday, March 27 - Memphis Hustle 122, Stockton Kings 119

## MEMPHIS HUSTLE

### 2018-19 SEASON

The Memphis Hustle enter its third season in the NBA G League as the affiliate of the Memphis Grizzlies. Led by new head coach Jason March, the Hustle practice at the Built Ford Tough Training Facility at FedExForum and play home games at the Landers Center in Southaven, Mississippi.

March, hired on August 5, 2019, makes his return to the Grizzlies organization following three seasons as an assistant coach for the Sacramento Kings. The Florida State University graduate had previously worked nine seasons in Memphis, including three seasons as an assistant coach and advance scout for the Grizzlies. He served as the head coach of the Grizzlies' summer league team that captured the championship at the 2015 Orlando Pro Summer League.

The Hustle finished the 2018-19 campaign with a 28-22 record, earning the first postseason appearance – and first playoff victory – in franchise history in advancing to the Western Conference Semifinal round. The Hustle, then guided by current Grizzlies assistant coach Brad Jones, saw three players receive GATORADE NBA Call-Ups, including the franchise's all-time leading scorer Dusty Hannahs, who signed a 10-day contract with the Grizzlies near the end of the regular season. In addition, two-way contract player Yuta Watanabe became just the second Japanese-born player to appear in an NBA regular season game.

Ten members of the Grizzlies' 2019 training camp roster have prior experience in the NBA G League, including the February 2015 NBA G League Player of the Month Kyle Anderson.

The Grizzlies and NBA G League announced that the Grizzlies had acquired the right to own and operate an NBA G League expansion team in March 2018, becoming the 19th NBA team to own and operate a G League affiliate. The Grizzlies unveiled their NBA G League team name, the Memphis Hustle, and logo on June 1, 2018. The Hustle finished its inaugural 2017-18 season with a 21-29 record under head coach Glynn Cyprien.

The NBA G League will expand to 28 teams for the 2019-20 season.





## 2018-19 NBA AWARD WINNERS

### Most Valuable Player

Giannis Antetokounmpo, Milwaukee Bucks

### Defensive Player of the Year

Rudy Gobert, Utah Jazz

### Rookie of the Year

Luka Doncic, Dallas Mavericks

### Sixth Man of the Year

Lou Williams, Los Angeles Clippers

### Most Improved Player

Pascal Siakam, Toronto Raptors

### Coach of the Year

Nick Nurse, Toronto Raptors

### Sportsmanship Award

Mike Conley, Memphis Grizzlies

### J. Walter Kennedy Citizenship Award

J.J. Barea, Dallas Mavericks

### Twyman-Stokes Teammate of the Year

Mike Conley, Memphis Grizzlies

### Executive of the Year

Masai Ujiri, Toronto Raptors

### Bill Russell Finals MVP

Kahwi Leonard, Toronto Raptors

### All-Star Game MVP

Kevin Durant, Golden State Warriors

### All-NBA First Team

F Giannis Antetokounmpo, Milwaukee Bucks

F Paul George, Oklahoma City Thunder

C Nikola Jokic, Denver Nuggets

G James Harden, Houston Rockets

G Stephen Curry, Golden State Warriors

### All-NBA Second Team

F Kevin Durant, Golden State Warriors

F Kawhi Leonard, Toronto Raptors

C Joel Embiid, Philadelphia 76ers

G Damian Lillard, Portland Trail Blazers

G Kyrie Irving, Boston Celtics

### All-NBA Third Team

B Blake Griffin, Detroit Pistons

F LeBron James, Los Angeles Lakers

C Rudy Gobert, Utah Jazz

G Russell Westbrook, Oklahoma City Thunder

G Kemba Walker, Charlotte Hornets

### NBA All-Defensive First Team

F Giannis Antetokounmpo, Milwaukee Bucks

F Paul George, Oklahoma City Thunder

C Rudy Gobert, Utah Jazz

G Marcus Smart, Boston Celtics

G Eric Bledsoe, Milwaukee Bucks

### NBA All-Defensive Second Team

F Kawhi Leonard, Toronto Raptors

F Draymond Green, Golden State Warriors

C Joel Embiid, Philadelphia 76ers

G Kyle Thompson, Golden State Warriors

G Jrue Holiday, New Orleans Pelicans

### All-Rookie First Team

Luka Doncic, Dallas Mavericks

Trae Young, Atlanta Hawks

Deandre Ayton, Phoenix Suns

Jaren Jackson, Jr. Memphis Grizzlies

Marvin Bagley III, Sacramento Kings

### All-Rookie Second Team

Shai Gilgeous-Alexander, Los Angeles Clippers

Collin Sexton, Cleveland Cavaliers

Landry Shamet, Los Angeles Clippers

Mitchell Robinson, New York Knicks

Kevin Huerter, Atlanta Hawks

## ALL-TIME AWARD WINNERS

### Most Valuable Player (Maurice Podoloff Trophy)

(Selected by vote of NBA players until 1979-80; by writers and broadcasters since 1980-81)

Year	Player, Team	Year	Player, Team
1955-56	Bob Pettit, St. Louis	1987-88	Michael Jordan, Chicago
1956-57	Bob Cousy, Boston	1988-89	Magic Johnson, L.A. Lakers
1957-58	Bill Russell, Boston	1989-90	Magic Johnson, L.A. Lakers
1958-59	Bob Pettit, St. Louis	1990-91	Michael Jordan, Chicago
1959-60	Wilt Chamberlain, Philadelphia	1991-92	Michael Jordan, Chicago
1960-61	Bill Russell, Boston	1992-93	Charles Barkley, Phoenix
1961-62	Bill Russell, Boston	1993-94	Hakeem Olajuwon, Houston
1962-63	Bill Russell, Boston	1994-95	David Robinson, San Antonio
1963-64	Oscar Robertson, Cincinnati	1995-96	Michael Jordan, Chicago
1964-65	Bill Russell, Boston	1996-97	Karl Malone, Utah
1965-66	Wilt Chamberlain, Philadelphia	1997-98	Michael Jordan, Chicago
1966-67	Wilt Chamberlain, Philadelphia	1998-99	Karl Malone, Utah
1967-68	Wilt Chamberlain, Philadelphia	1999-00	Shaquille O'Neal, L.A. Lakers
1968-69	Wes Unseld, Baltimore	2000-01	Allen Iverson, Philadelphia
1969-70	Willis Reed, New York	2001-02	Tim Duncan, San Antonio
1970-71	Kareem Abdul-Jabbar, Milwaukee	2002-03	Tim Duncan, San Antonio
1971-72	Kareem Abdul-Jabbar, Milwaukee	2003-04	Kevin Garnett, Minnesota
1972-73	Dave Cowens, Boston	2004-05	Steve Nash, Phoenix
1973-74	Kareem Abdul-Jabbar, Milwaukee	2005-06	Steve Nash, Phoenix
1974-75	Bob McAdoo, Buffalo	2006-07	Dirk Nowitzki, Dallas
1975-76	Kareem Abdul-Jabbar, L.A. Lakers	2007-08	Kobe Bryant, L.A. Lakers
1976-77	Kareem Abdul-Jabbar, L.A. Lakers	2008-09	LeBron James, Cleveland
1977-78	Bill Walton, Portland	2009-10	LeBron James, Cleveland
1978-79	Moses Malone, Houston	2010-11	Derrick Rose, Chicago
1979-80	Kareem Abdul-Jabbar, L.A. Lakers	2011-12	LeBron James, Miami
1980-81	Julius Erving, Philadelphia	2012-13	LeBron James, Miami
1981-82	Moses Malone, Houston	2013-14	Kevin Durant, Oklahoma City
1982-83	Moses Malone, Philadelphia	2014-15	Stephen Curry, Golden State
1983-84	Larry Bird, Boston	2015-16	Stephen Curry, Golden State
1984-85	Larry Bird, Boston	2016-17	Russell Westbrook, Oklahoma City
1985-86	Larry Bird, Boston	2017-18	James Harden, Houston
1986-87	Magic Johnson, L.A. Lakers	2018-19	Giannis Antetokounmpo, Milwaukee

### NBA Coach Of The Year (Red Auerbach Trophy)

(Selected by writers and broadcasters)

Year	Coach, Team	Year	Coach, Team
1962-63	Harry Gallatin, St. Louis	1991-92	Don Nelson, Golden State
1963-64	Alex Hannum, San Francisco	1992-93	Pat Riley, New York
1964-65	Red Auerbach, Boston	1993-94	Lenny Wilkens, Atlanta
1965-66	Dolph Schayes, Philadelphia	1994-95	Del Harris, L.A. Lakers
1966-67	Johnny Kerr, Chicago	1995-96	Phil Jackson, Chicago
1967-68	Richie Guerin, St. Louis	1996-97	Pat Riley, Miami
1968-69	Gene Shue, Baltimore	1997-98	Larry Bird, Indiana
1969-70	Red Holzman, New York	1998-99	Mike Dunleavy, Portland
1970-71	Dick Motta, Chicago	1999-00	Glenn "Doc" Rivers, Orlando
1971-72	Bill Sharman, L.A. Lakers	2000-01	Larry Brown, Philadelphia
1972-73	Tom Heinsohn, Boston	2001-02	Rick Carlisle, Detroit
1973-74	Ray Scott, Detroit	2002-03	Gregg Popovich, San Antonio
1974-75	Phil Johnson, K.C./Omaha	2003-04	Hubie Brown, Memphis
1975-76	Bill Fitch, Cleveland	2004-05	Mike D'Antoni, Phoenix
1976-77	Tom Nissalke, Houston	2005-06	Avery Johnson, Dallas
1977-78	Hubie Brown, Atlanta	2006-07	Sam Mitchell, Toronto
1978-79	Cotton Fitzsimmons, Kansas City	2007-08	Byron Scott, New Orleans
1979-80	Bill Fitch, Boston	2008-09	Mike Brown, Cleveland
1980-81	Jack McKinney, Indiana	2009-10	Scott Brooks, Oklahoma City
1981-82	Gene Shue, Washington	2010-11	Tom Thibodeau, Chicago
1982-83	Don Nelson, Milwaukee	2011-12	Gregg Popovich, San Antonio
1983-84	Frank Layden, Utah	2012-13	George Karl, Denver
1984-85	Don Nelson, Milwaukee	2013-14	Gregg Popovich, San Antonio
1985-86	Mike Fratello, Atlanta	2014-15	Mike Budenholzer, Atlanta
1986-87	Mike Schuler, Portland	2015-16	Steve Kerr, Golden State
1987-88	Doug Moe, Denver	2016-17	Mike D'Antoni, Houston
1988-89	Cotton Fitzsimmons, Phoenix	2017-18	Dwane Casey, Toronto
1989-90	Pat Riley, L.A. Lakers	2018-19	Mike Budenholzer, Milwaukee
1990-91	Don Chaney, Houston		



# NBA

## ROOKIE OF THE YEAR (Eddie Gottlieb Trophy)

(Selected by writers and broadcasters)

Year	Player, Team	Year	Player, Team
1952-53	Don Meineke, Fort Wayne	1986-87	Chuck Person, Indiana
1953-54	Ray Felix, Baltimore	1987-88	Mark Jackson, New York
1954-55	Bob Pettit, Milwaukee	1988-89	Mitch Richmond, Golden State
1955-56	Maurice Stokes, Rochester	1989-90	David Robinson, San Antonio
1956-57	Tom Heinsohn, Boston	1990-91	Derrick Coleman, New Jersey
1957-58	Woody Saunders, Philadelphia	1991-92	Larry Johnson, Charlotte
1958-59	Elgin Baylor, Minneapolis	1992-93	Shaquille O'Neal, Orlando
1959-60	Wilt Chamberlain, Philadelphia	1993-94	Chris Webber, Golden State
1960-61	Oscar Robertson, Cincinnati	1994-95	Grant Hill, Detroit; Jason Kidd, Dallas
1961-62	Walt Bellamy, Chicago	1995-96	Damon Stoudamire, Toronto
1962-63	Terry Dischinger, Chicago	1996-97	Allen Iverson, Philadelphia
1963-64	Jerry Lucas, Cincinnati	1997-98	Tim Duncan, San Antonio
1964-65	Willis Reed, New York	1998-99	Vince Carter, Toronto
1965-66	Rick Barry, San Francisco	1999-00	Elton Brand, Chicago; Steve Francis, Houston
1966-67	Dave Bing, Detroit	2000-01	Mike Miller, Orlando
1967-68	Earl Monroe, Baltimore	<b>2001-02</b>	<b>Pau Gasol, Memphis</b>
1968-69	Wes Unseld, Baltimore	2002-03	Amar'e Stoudemire, Phoenix
1969-70	Kareem Abdul-Jabbar, Milwaukee	2003-04	LeBron James, Cleveland
1970-71	Dave Cowens, Boston; Geoff Petrie, Portland	2004-05	Emeka Okafor, Charlotte
1971-72	Sidney Wicks, Portland	2005-06	Chris Paul, New Orleans/Oklahoma City
1972-73	Bob McAdoo, Buffalo	2006-07	Brandon Roy, Portland
1973-74	Ernie DiGregorio, Buffalo	2007-08	Kevin Durant, Seattle
1974-75	Keith Wilkes, Golden State	2008-09	Derrick Rose, Chicago
1975-76	Alvan Adams, Phoenix	2009-10	Tyreke Evans, Sacramento
1976-77	Adrian Dantley, Buffalo	2010-11	Blake Griffin, Los Angeles
1977-78	Walter Davis, Phoenix	2011-12	Kyrie Irving, Cleveland
1978-79	Phil Ford, Kansas City	2012-13	Damian Lillard, Portland
1979-80	Larry Bird, Boston	2013-14	Michael Carter-Williams, Philadelphia
1980-81	Darrell Griffith, Utah	2014-15	Andrew Wiggins, Minnesota
1981-82	Buck Williams, New Jersey	2015-16	Karl-Anthony Towns, Minnesota
1982-83	Terry Cummings, San Diego	2016-17	Malcolm Brogdon, Milwaukee
1983-84	Ralph Sampson, Houston	2017-18	Ben Simmons, Philadelphia
1984-85	Michael Jordan, Chicago	2018-19	Luka Doncic, Dallas
1985-86	Patrick Ewing, New York		

## MOST IMPROVED PLAYER

(Selected by writers and broadcasters)

Year	Player, Team	Year	Player
1985-86	Alvin Robertson, San Antonio	2002-03	Gilbert Arenas, Golden State
1986-87	Dale Ellis, Seattle	2003-04	Zach Randolph, Portland
1987-88	Kevin Duckworth, Portland	2004-05	Bobby Simmons, L.A. Clippers
1988-89	Kevin Johnson, Phoenix	2005-06	Boris Diaw, Phoenix
1989-90	Rony Seikaly, Miami	2006-07	Monta Ellis, Golden State
1990-91	Scott Skiles, Orlando	2007-08	Hedo Turkoglu, Orlando
1991-92	Pervis Ellison, Washington	2008-09	Danny Granger, Indiana
1992-93	Mahmoud Abdul-Rauf, Denver	2009-10	Aaron Brooks, Houston
1993-94	Don MacLean, Washington	2010-11	Kevin Love, Minnesota
1994-95	Dana Barros, Philadelphia	2011-12	Ryan Anderson, Orlando
1995-96	Gheorghe Muresan, Washington	2012-13	Paul George, Indiana
1996-97	Isaac Austin, Miami	2013-14	Goran Dragic, Phoenix
1997-98	Alan Henderson, Atlanta	2014-15	Jimmy Butler, Chicago
1998-99	Darrell Armstrong, Orlando	2015-16	C.J. McCollum, Portland
1999-00	Jalen Rose, Indiana	2016-17	Giannis Antetokounmpo, Milwaukee
2000-01	Tracy McGrady, Orlando	2017-18	Victor Oladipo, Indiana
2001-02	Jermaine O'Neal, Indiana	2018-19	Pascal Siakam, Toronto



## NBA DEFENSIVE PLAYER OF THE YEAR

(Selected by writers and broadcasters)

Year	Player, Team	Year	Player, Team	Year	Player, Team
1982-83	Sidney Moncrief, Milwaukee	1995-96	Gary Payton, Seattle	2008-09	Dwight Howard, Orlando
1983-84	Sidney Moncrief, Milwaukee	1996-97	Dikembe Mutombo, Atlanta	2009-10	Dwight Howard, Orlando
1984-85	Mark Eaton, Utah	1997-98	Dikembe Mutombo, Atlanta	2010-11	Dwight Howard, Orlando
1985-86	Alvin Robertson, San Antonio	1998-99	Alonzo Mourning, Miami	2011-12	Tyson Chandler, New York
1986-87	Michael Cooper, L.A. Lakers	1999-00	Alonzo Mourning, Miami	<b>2012-13</b>	<b>Marc Gasol, Memphis</b>
1987-88	Michael Jordan, Chicago	2000-01	Dikembe Mutombo, Philadelphia	2013-14	Joakim Noah, Chicago
1988-89	Mark Eaton, Utah	2001-02	Ben Wallace, Detroit	2014-15	Kawhi Leonard, San Antonio
1989-90	Dennis Rodman, Detroit	2002-03	Ben Wallace, Detroit	2015-16	Kawhi Leonard, San Antonio
1990-91	Dennis Rodman, Detroit	2003-04	Ron Artest, Indiana	2016-17	Draymond Green, Golden State
1991-92	David Robinson, San Antonio	2004-05	Ben Wallace, Detroit	2017-18	Rudy Gobert, Utah
1992-93	Hakeem Olajuwon, Houston	2005-06	Ben Wallace, Detroit	2018-19	Rudy Gobert, Utah
1993-94	Hakeem Olajuwon, Houston	2006-07	Marcus Camby, Denver		
1994-95	Dikembe Mutombo, Denver	2007-08	Kevin Garnett, Boston		

## NBA EXECUTIVE OF THE YEAR

(Selected by NBA Executives and The Sporting News)

Year	Executive, Team	Year	Executive, Team	Year	Executive, Team
1972-73	Joe Axelson, K.C./Omaha	1989-90	Bob Bass, San Antonio	2006-07	Bryan Colangelo, Toronto
1973-74	Eddie Donovan, Buffalo	1990-91	Bucky Buckwalter, Portland	2007-08	Danny Ainge, Boston
1974-75	Dick Vertlieb, Golden State	1991-92	Wayne Embry, Cleveland	2008-09	Mark Warkentien, Denver
1975-76	Jerry Colangelo, Phoenix	1992-93	Jerry Colangelo, Phoenix	2009-10	John Hammond, Milwaukee
1976-77	Ray Patterson, Houston	1993-94	Bob Whitsitt, Seattle	2010-11	Gar Forman, Chicago
1977-78	Angelo Drossos, San Antonio	1994-95	Jerry West, L.A. Lakers	2011-12	Larry Bird, Indiana
1978-79	Bob Ferry, Washington	1995-96	Jerry Krause, Chicago	2012-13	Masai Ujiri, Denver
1979-80	Red Auerbach, Boston	1996-97	Bob Bass, Charlotte	2013-14	R.C. Buford, San Antonio
1980-81	Jerry Colangelo, Phoenix	1997-98	Wayne Embry, Cleveland	2014-15	Bob Myers, Golden State
1981-82	Bob Ferry, Washington	1998-99	Geoff Petrie, Sacramento	2015-16	R.C. Buford, San Antonio
1982-83	Zollie Volchok, Seattle	1999-00	John Gabriel, Orlando	2016-17	Bob Myers, Golden State
1983-84	Frank Layden, Utah	2000-01	Geoff Petrie, Sacramento	2017-18	Daryl Morey, Houston
1984-85	Vince Boryla, Denver	2001-02	Rod Thorn, New Jersey	2018-19	Jon Horst, Milwaukee
1985-86	Stan Kasten, Atlanta	2002-03	Joe Dumars, Detroit		
1986-87	Stan Kasten, Atlanta	<b>2003-04</b>	<b>Jerry West, Memphis</b>		
1987-88	Jerry Krause, Chicago	2004-05	Bryan Colangelo, Phoenix		
1988-89	Jerry Colangelo, Phoenix	2005-06	Elgin Baylor, L.A. Clippers		

## J. WALTER KENNEDY CITIZENSHIP AWARD

(Selected by the Pro Basketball Writers Association)

Year	Player, Team	Year	Player, Team
1975-76	Slick Watts, Seattle	1997-98	Steve Smith, Atlanta
1974-75	Wes Unseld, Washington	1998-99	Brian Grant, Portland
1976-77	Dave Bing, Washington	1999-00	Vlade Divac, Sacramento
1977-78	Bob Lanier, Detroit	2000-01	Dikembe Mutombo, Philadelphia
1978-79	Calvin Murphy, Houston	2001-02	Alonzo Mourning, Miami
1979-80	Austin Carr, Cleveland	2002-03	David Robinson, San Antonio
1980-81	Mike Glenn, New York	2003-04	Reggie Miller, Indiana
1981-82	Kent Benson, Detroit	2004-05	Eric Snow, Cleveland
1982-83	Julius Erving, Philadelphia	2005-06	Kevin Garnett, Minnesota
1983-84	Frank Layden, Utah	2006-07	Steve Nash, Phoenix
1984-85	Dan Issel, Denver	2007-08	Chauncey Billups, Detroit
1985-86	Michael Cooper, L.A. Lakers, Rory Sparrow, New York	2008-09	Dikembe Mutombo, Houston
1986-87	Isiah Thomas, Detroit	2009-10	Samuel Damiembert, Philadelphia
1987-88	Alex English, Denver	2010-11	Ron Artest, L.A.Lakers
1988-89	Thurl Bailey, Utah	2011-12	Pau Gasol, L.A. Lakers
1989-90	Doc Rivers, Atlanta	2012-13	Kenneth Faried, Denver
1990-91	Kevin Johnson, Phoenix	2013-14	Luol Deng, Cleveland
1991-92	Magic Johnson, L.A. Lakers	2014-15	Joakim Noah, Chicago
1992-93	Terry Porter, Portland	2015-16	Wayne Ellington, Brooklyn
1993-94	Joe Dumars, Detroit	2016-17	LeBron James, Cleveland
1994-95	Joe O'Toole, Atlanta	2017-18	J.J. Barea, Dallas
1995-96	Chris Dudley, Portland	2018-19	Damian Lillard, Portland
1996-97	P.J. Brown, Miami		





NBA

**NBA SIXTH MAN AWARD**

(Selected by writers and broadcasters)

Year	Player, Team
1982-83	Bobby Jones, Philadelphia
1983-84	Kevin McHale, Boston
1984-85	Kevin McHale, Boston
1985-86	Bill Walton, Boston
1986-87	Ricky Pierce, Milwaukee
1987-88	Roy Tarpley, Dallas
1988-89	Eddie Johnson, Phoenix
1989-90	Ricky Pierce, Milwaukee
1990-91	Detlef Schrempf, Indiana
1991-92	Detlef Schrempf, Indiana
1992-93	Clifford Robinson, Portland
1993-94	Dell Curry, Charlotte
1994-95	Anthony Mason, New York
1995-96	Toni Kukoc, Chicago
1996-97	John Starks, New York
1997-98	Danny Manning, Phoenix
1998-99	Darrell Armstrong, Orlando
1999-00	Rodney Rogers, Phoenix

Year	Player, Team
2000-01	Aaron McKie, Philadelphia
2001-02	Corliss Williamson, Detroit
2002-03	Bobby Jackson, Sacramento
2003-04	Antawn Jamison, Dallas
2004-05	Ben Gordon, Chicago
<b>2005-06</b>	<b>Mike Miller, Memphis</b>
2006-07	Leandro Barbosa, Phoenix
2007-08	Manu Ginobili, San Antonio
2008-09	Jason Terry, Dallas
2009-10	Jamal Crawford, Atlanta
2010-11	Lamar Odom, L.A. Lakers
2011-12	James Harden, Oklahoma City
2012-13	J.R. Smith, New York
2013-14	Jamal Crawford, L.A. Clippers
2014-15	Lou Williams, Toronto
2015-16	Jamal Crawford, L.A. Clippers
2016-17	Eric Gordon, Houston
2017-18	Lou Williams, L.A. Clippers
2018-19	Lou Williams, L.A. Clippers

**NBA SPORTSMANSHIP AWARD**

(Selected by writers and broadcasters)

Year	Player, Team
1995-96	Joe Dumars, Detroit
1996-97	Terrell Brandon, Cleveland
1997-98	Avery Johnson, San Antonio
1998-99	Hersey Hawkins, Seattle
1999-2000	Eric Snow, Philadelphia
2000-01	David Robinson, San Antonio
2001-02	Steve Smith, San Antonio
2002-03	Ray Allen, Seattle
2003-04	P.J. Brown, New Orleans
2004-05	Grant Hill, Orlando
2005-06	Elton Brand, L.A. Clippers
2006-07	Luol Deng, Chicago
2007-08	Grant Hill, Phoenix
2008-09	Chauncey Billups, Denver
2009-10	Grant Hill, Phoenix
2010-11	Stephen Curry, Golden State
2011-12	Jason Kidd, Dallas
2012-13	Jason Kidd, New York
<b>2013-14</b>	<b>Mike Conley, Memphis</b>
2014-15	Kyle Korver, Atlanta
<b>2015-16</b>	<b>Mike Conley, Memphis</b>
2016-17	Kemba Walker, Charlotte
2017-18	Kemba Walker, Charlotte
<b>2018-19</b>	<b>Mike Conley, Memphis</b>


**TWYMAN-STOKES TEAMMATE OF THE YEAR**

(Selected by writers and broadcasters)

Year	Player, Team
2012-13	Chauncey Billups, L.A. Clippers
2013-14	Shane Battier, Miami
2014-15	Tim Duncan, San Antonio
<b>2015-16</b>	<b>Vince Carter, Memphis</b>
2016-17	Dirk Nowitzki, Dallas
2017-18	Jamal Crawford, Minnesota
<b>2018-19</b>	<b>Mike Conley, Memphis</b>

# FEDEXFORUM





FedExForum is celebrating its 16th season in the heart of downtown Memphis.

Now celebrating its 16th season in the heart of the Mid-South, FedExForum has come to be known as one of the premier arenas in the NBA and in North America. It is home to the NBA's Memphis Grizzlies and the University of Memphis Tigers men's basketball team, and in the time since FedExForum opened, the arena has presented 10 NBA playoff series, including the 2013 NBA Western Conference Finals, and hosted major basketball tournaments such as the 2009, 2014 and 2017 NCAA Regional Men's Basketball Tournaments, the 2014 and 2019 American Athletic Conference Men's Basketball Tournaments and the 2010 NCAA South Regional Women's Division I Basketball Tournament.

Last season, FedExForum saw another strong year, hosting over 100 arena events and over 100 private meetings that took advantage of some of the unique meeting and function spaces throughout the arena. The professional operation at FedExForum has resulted in it being named one of three finalists for the International Association of Venue Managers (IAVM) Venue Excellence Award in the category of arenas in July 2012. FedExForum's 16th season looks like another great year with exciting new events coming to Memphis!

FedExForum has already played host to many concerts of chart-topping stars including: AC/DC, Alicia Keys, Billy Joel, Blake Shelton, Bon Jovi, Bruno Mars, Carrie Underwood, Elton John, Eric Clapton, Foo Fighters, Garth Brooks, Tom Petty and the Heartbreakers, Janet Jackson, John Mayer, Journey, Justin Bieber, Justin Timberlake, Katy Perry, Kenny Chesney, Michael Bublé, Miley Cyrus, Paul McCartney, Pearl Jam, Red Hot Chili Peppers, the Rolling Stones, Taylor Swift, and Usher among other A-List acts that have played FedExForum.

In addition, Memphis and FedExForum have become a premier location for major boxing events having already hosted seven World Championship Boxing events, four concert rehearsals and tour openings as well as many major family shows like World Wrestling Entertainment, Hot Wheels Monster Trucks and Motocross, Cirque du Soleil and Professional Bull Riders. FedExForum also helped lead the initiative to legalize mixed martial arts in the state of Tennessee, leading to UFC 107 being held at FedExForum in December 2009.



FedExForum has become more than just an arena. It has achieved the goals set by Grizzlies ownership, management and community leaders and has become the new front porch for Memphis, a place where people can come together.

Since the \$250 million arena opened on time and on budget in September 2004, millions of fans have enjoyed a basketball game, concert or event at FedExForum. In addition, FedExForum has become synonymous with unprecedented "Fans First" service, a principle which helped lead the Grizzlies and FedExForum being ranked as the best overall professional sports franchise in North America in ESPN The Magazine's 2013 Ultimate Standings, a composite ranking of all 122 franchises across the four major professional sports in North America (MLB, NBA, NFL, NHL).

Upon entering the arena through the FedExForum Grand Lobby, fans can get a first-hand look at the Built Ford Tough Training Facility, the official in-house practice facility of the Grizzlies and Hustle, and Lit Vodka Lounge, where fans can grab a quick bite while getting an in-person look at the Grizzlies LIVE pregame, halftime and postgame shows. The FedEx Hub, IP Zone and Campbell Clinic Zone are featured on the Plaza Level, one of five seating levels in the arena. Wide concourses allow fans to navigate these levels to see the best Memphis has to offer.

For expedited service, there are over 100 points of sale for concessions throughout FedExForum. In addition, premium seat holders can enjoy the Floor Seat Lounge to watch the Grizzlies run onto the court from the locker room, and the exclusive Audi Sport Club near the Grizzlies tunnel and a new craft beer garden overlooking Beale Street.

All food in FedExForum is provided by Levy Restaurants, the leader in sports and entertainment venue dining, and fans experience selection and quality beyond anything they've ever had at a sporting event. From Memphis favorites such as Charlie Vergos' Rendezvous BBQ, IPOP Gourmet Popcorn and Dippin' Dots, to Levy concepts like Memphis Burrito Co., all fans can find something to satisfy their appetite.

New for FedExForum guests this year will be Grind City Grocery, a self-service concept with locations on both the Plaza and Terrace levels. Guests will have the opportunity to select pre-packaged snacks such as chips, pretzels and candy, including specialty chocolates from Dinstuhl's Fine Candies. Also available will be 20 oz. Pepsi products and 16 oz. aluminum bottles (or 24 ounce cans) of Bud, Bud Light and Michelob Ultra.

Designed by Daktronics, the newly installed center-hung videoboard, measuring 16.5 feet high and 145.5 feet in diameter, provides fans with continuous 360-degree live video, instant replays and information on 24 large digital full-color displays. The new videoboard system consists of nearly 2,700 square feet and more than 5.8 million LEDs. Four additional video displays, measuring 20 feet by 37.5 feet, are featured on each corner of the arena bowl. FedExForum features one of the largest corner video displays in the NBA.

To complement the center-hung videoboard, additional LED displays are prominently featured around the seating bowl. One 360-degree ring of light encircles the entire seating bowl, mounted on the Terrace Level fascia. A second large display curves 270 degrees around the Pinnacle Level fascia. The LED rings comprise one of the largest amounts of linear feet of LED in any arena in the United States. FedExForum is also equipped with



Zac Brown Band



KISS





# FEDEXFORUM

a high-tech sound system, as well as acoustic technology, making the sound in the arena crystal clear, and a state-of-the-art Wi-Fi network powered by Ubiquiti.

Fans also can get in the game with the latest NIKE Grizzlies gear in the Grizzlies Den by Fanatics team store, located in the Grand Lobby and at several merchandise stands throughout FedExForum. The store is also open on non-game days from 10 a.m.-5 p.m. Monday-Friday and 10 a.m.-4 p.m. on Saturday. Playoff hours are 9 a.m.-6 p.m. Monday-Friday and 9 a.m.-5 p.m. on Saturday. The team store can be reached by phone at (901) 205-1551.

One of the most unique features of FedExForum is the music theme that is prevalent throughout the arena. Luxury Suite holders have their name engraved on a record outside their suite, and lyric sheets from famous Memphis songs appear prominently on the walls. Concessions and restaurants are named with uniquely Memphis music themes and areas of the arena concourses are divided into sponsored zones highlighting musical genres like Rock 'n' Roll, the Blues, Gospel, Memphis Music Today and more.

FedExForum is also home to the Rock 'n' Soul Museum on the street level of the administration building. The Rock 'n' Soul Museum traces the roots of rock and roll and soul music in Memphis, offering visitors a self-guided tour of Memphis music from the early 20th century into the 1970s. The Rock 'n' Soul Museum is one of only two Smithsonian Institution exhibits not located in Washington, D.C.



## FEDEXFORUM/MEDIA FAQS:

### 1. Where is the media entrance located?

Media should enter the building on the Southeast corner of Fourth Street and Dr. Martin Luther King Jr. Avenue (Media/Staff Entrance). All bags will be subject to search upon entry into FedExForum.

### 2. Where is the media parking?

Media Parking is available in the FedExForum surface lot located on Dr. Martin Luther King Jr. Avenue between B.B. King Blvd. and Fourth Street.

### 3. Where do I enter to go to the Built Ford Tough Training Facility?

Media should enter through the Media/Staff Entrance at Fourth Street and Dr. Martin Luther King Jr. Avenue.

### 4. Where are the locker rooms located?

All locker rooms are located on the Event Level with the Media Suite strategically located on the East side between all the locker rooms.

Memphis Grizzlies – Southeast  
Visiting Team – Northeast

### 5. Where are the media dining room and work rooms located?

Event Level – Southeast. Press take the elevator from the Media Entrance to the Event Level which opens directly into the Don Poier Media Center.

### 6. Where is the media seating?

Two rows – South side center court, plus auxiliary seating on the Pinnacle Level, West side.

### 7. Where do satellite trucks park?

Satellite trucks park in our surface lot to the South of the garage. The surface lot is located on Dr. Martin Luther King Jr. Avenue between B.B. King Blvd. and Fourth Street.

### 8. Where are press conferences held?

Press conferences are held in the press conference room located in the Don Poier Media Center unless otherwise announced.

# AT A GLANCE







## MEDICAL GLOSSARY

### **Arthroscopy**

A surgical examination of the internal structures of a joint by viewing through an arthroscope. An arthroscopic procedure can be used to remove or repair damaged tissue or as a diagnostic procedure in order to inspect the extent of the damage or confirm diagnosis.

### **Avascular Necrosis**

Death of a body part because of a lack of blood circulation.

### **Bone Scan**

An imaging procedure in which a radioactive-labeled substance is injected into the body to determine the status of a bone injury. A bone scan is particularly useful in diagnosing a stress fracture.

### **Chondral Fracture**

Fracture to the chondral (cartilaginous) surfaces of bone. Degenerative Joint Disease changes in the joint surfaces as a result of repetitive trauma.

### **Dislocation**

Complete displacement of joint surfaces.

### **Edema**

Accumulation of fluid in organs and tissues of the body; swelling.

### **Effusion**

Accumulation of fluid within a joint.

### **Fracture**

Breach in continuity of the bone. Types of fractures include simple, compound, comminuted, greenstick, incomplete, impacted, longitudinal, oblique, stress and transverse.

### **Heat Cramps**

Painful muscle spasms caused by excessive body heat and depletion of fluids and electrolytes. Can be prevented with acclimatization and attention to environmental heat stress.

### **Heat Stroke**

Condition of rapidly rising internal body temperature.

### **Hemarthrosis**

Accumulation of blood within a joint as a result of an acute injury.

### **Magnetic Resonance Imaging (MRI)**

Imaging procedure in which a radio frequency pulse causes certain electrical elements of the injured tissue to react. MRI does not require radiation and is very useful in the diagnosis of soft tissue, disc and meniscus injuries.

### **Osteochondritis Dessicans**

A piece of bone and/or cartilage loosened from its attachment after trauma; it can cause a lesion.

### **Separated shoulder (AC joint separation)**

An injury to the acromioclavicular (AC) joint, located at the distal (acromial) end of the clavicle. While both involve the shoulder, a separation is completely different from a dislocation, which involves the glenohumeral joint.

### **Sprain**

The twisting, stretching, pulling or tearing of a ligament.

#### **1st degree**

- A stretching but not tearing of a ligament. Athlete may either return to play immediately or will miss very little activity.

#### **2nd degree**

- A partial tear of a ligament. Bracing may be required. Athlete may miss one to four weeks.

#### **3rd degree**

- A complete tear of the ligament. Depending upon the ligament involved, bracing or even surgery may be required. Athlete may be out of activity from three weeks to one year or longer.

### **Strain**

The stretching, pulling or twisting of a muscle or tendon.

#### **1st degree**

- A stretching but not tearing of the muscle or tendon. Athlete may either return to play immediately or will usually miss very little activity.

#### **2nd degree**

- A partial tear of a muscle or tendon. Athlete may miss one to four weeks.

#### **3rd degree**

- A complete tear of a muscle or tendon. Depending upon the muscle or tendon involved, surgery may be required. Athlete may be out of activity from three weeks to one year or longer.

### **Subluxation**

Partial dislocation of a joint. The term usually implies that the joint can be returned to its normal position without formal reduction.

### **Synovitis**

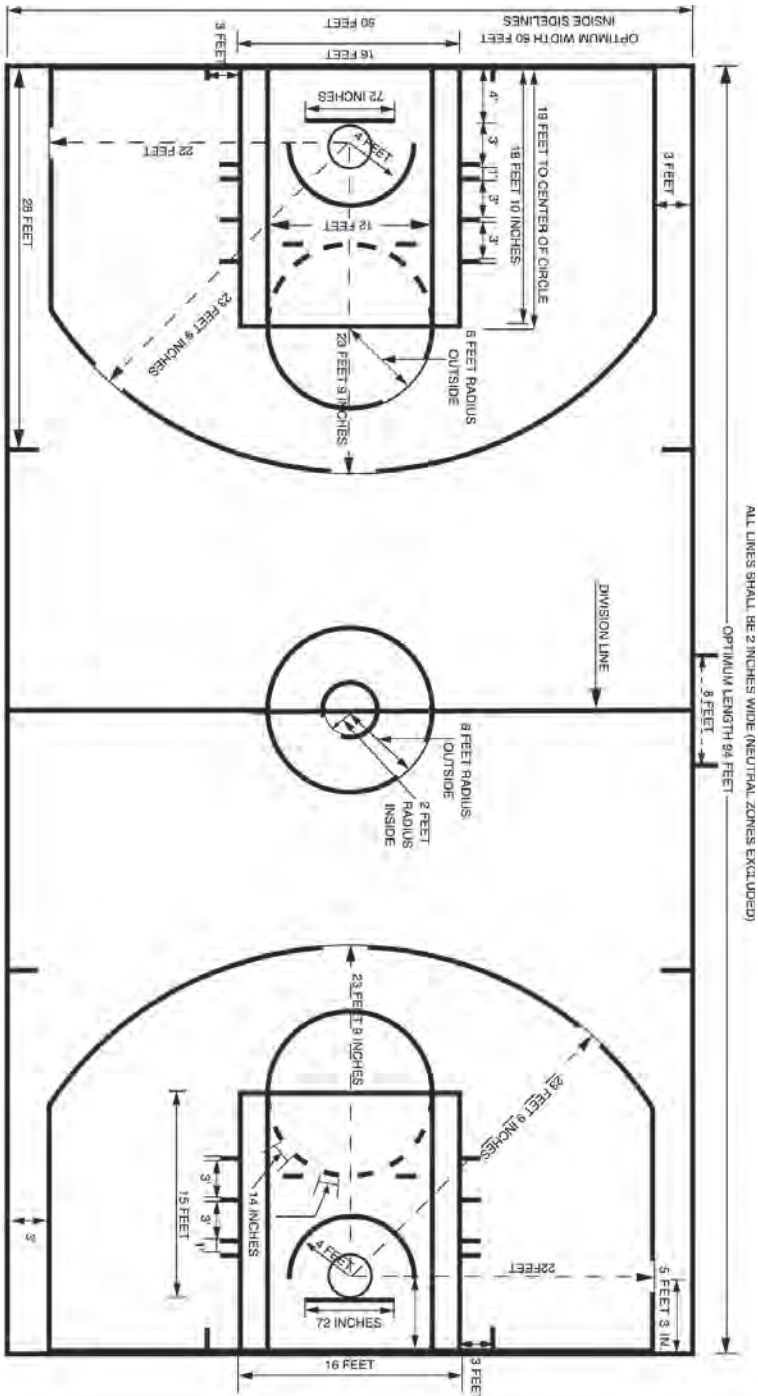
Inflammation of the synovial lining of a joint.

### **Tendinitis**

Inflammation of the tendon and/or tendon sheath, usually caused by chronic overuse.



OFFICAL NBA COURT DIAGRAM





## PRIMARY & SECONDARY LOGOS

GLOBAL



**MEMPHIS**  
GRIZZLIES



**MEMPHIS**  
GRIZZLIES

PRIMARY



SECONDARY



SECONDARY






## ASSOCIATION EDITION



## ICON EDITION



## STATEMENT EDITION



### OFFICIAL COLORS

**PMS 289**

**Memphis Midnight**  
100C 76M 12Y 70K  
12R 35G 64B  
#0C2340

**PMS 652**

**Beale Street Blue**  
52C 30M 7Y 3K  
125R 155G 193B  
#7D9BC1

**PMS 424**

**Grizzlies Gray**  
30C 20M 19Y 58K  
112R 115G 114B  
#707372

**PMS 123**

**Grizzlies Gold**  
0C 19M 12Y 0K  
255R 199G 44B  
#FFC72C

INTRO

PLAYERS

EXECUTIVE

BASKETBALL  
OPS

BUSINESS  
OPS

MEDIA

COMMUNITY

HISTORY

PLAYOFFS

REVIEW

OPPONENTS

NBA

FEDERFORUM

AT A GLANCE



## MEMPHIS ATTRACTIONS

### WHAT TO DO IN MEMPHIS

#### AUTOZONE PARK

Address: 200 Union Ave.

Phone: (901) 721-6050, (901) 721-6000

Website: [memphisredbirds.com](http://memphisredbirds.com), [memphis901fc.com](http://memphis901fc.com)

AutoZone Park is the home of the AAA baseball Memphis Redbirds, who play from April until September and Memphis 901 FC, who play from March until October as a member of the United Soccer League.

#### BEALE STREET ENTERTAINMENT DISTRICT

Address: 203 Beale St., Suite 300

Phone: (901) 526-0115

Website: [bealestreet.com](http://bealestreet.com)

One of America's most famous musical streets! Located in the heart of downtown Memphis with three blocks of more than 30 nightclubs, restaurants and retail shops. Music includes traditional Blues, Rhythm and Blues, Jazz and Rock 'n' Roll. Catch a concert at Handy Park or attend one of the annual festivals or parades.

#### MEMPHIS ROCK 'N' SOUL MUSEUM

Address: 191 Beale St., Suite 100

Phone: (901) 205-2533

Website: [memphisrocknsoul.org](http://memphisrocknsoul.org)

Hours: Open Daily 9:30 a.m.-7 p.m.

(Ticket sales end at 6:15 p.m.)

Admission; Adults \$13; Youth (5-17) \$10

The Memphis Rock 'n' Soul Museum Social Crossroads exhibition, artifacts, pictures, words and, of course, music, highlight slices of our cultural and musical past. Multiple galleries examine the history of Memphis music and its impact on cultural change. Group discounts available. Discounts also available for AARP, military, AAA members and Smithsonian members.

#### GRACELAND MANSION

Address: 3734 Elvis Presley Blvd.

Phone: (901) 332-3322

Website: [graceland.com](http://graceland.com)

Hours: Sept.-Oct., Mon.-Sat. 9 a.m.-5 p.m., Sun. 9 a.m.-4 p.m.;

Nov.-Dec., Daily 9 a.m.-4 p.m.;

Jan.-Feb., Wed.-Mon. 9 a.m.-4 p.m.;

Mar.-Aug., Mon.-Sat. 9 a.m.-5 p.m., Sun. 9 a.m.-4 p.m.;

Admission (Mansion Tour): Adults: \$41;

Seniors 62+ and Students: \$36.90; Children 7-12: \$21;

Children 6 & under: free

Home of the undisputed King of Rock 'n Roll, Elvis Presley's Graceland mansion has become one of the largest attractions in Memphis. The home tour includes the music room, Elvis' parents' bedroom, pool room and 'jungle' den in the main house, and, behind the house, Elvis' racquetball building and his original business office. Also included are viewings of Elvis' trophy house and the Meditation Garden where Elvis and his immediate family are laid to rest.

#### MEMPHIS ZOO

Address: 2000 Prentiss Place

Phone: (901) 333-6500

Website: [memphiszoo.org](http://memphiszoo.org)

Hours: Mar.-Oct. 9 a.m.-6 p.m. (last admission 4 p.m.);

Nov.-Feb. 9 a.m.-5 p.m. (last admission 4 p.m.)

Admission: Adults (ages 12-59) \$15; Seniors (ages 60+) \$14;

Children (ages 2-11) \$10; Parking: \$5 per vehicle, free for

Zoo members

The Memphis Zoo has an internationally recognized animal breeding program — a second chance at survival for species such as the low-land gorilla, snow leopard and Pere David's deer. You can also explore the new Teton Trek, Cat Country, Primate Canyon, Animals of the Night, Once Upon a Farm, Dragon's Lair, Tropical Bird House, Herpetarium, Aquarium and more. The Memphis Zoo has over 3,000 animal residents, as well as keeper chats, animal shows, the Zoo Shop, Discovery Center, rides and the CHINA exhibit, which features Chinese pandas Le Le and Ya Ya. The exhibit was built in anticipation of the pandas' arrival and represents Chinese animals, architecture and art.



### Malco Powerhouse Cinema Grill

Address: 5400 S Front St.  
Phone: (901) 350-5975  
Website: malco.com

Hours: Open Daily  
Admission: Tickets start at \$7.10

Opened in March of 2019, the Malco Powerhouse Cinema Grill became the only movie theater in downtown Memphis. The seven-screen theater features premium leather seating that can recline electronically, and moviegoers can have full-service food delivered directly to their seats. Beyond the screen, the Powerhouse also houses a full bar and restaurant, equipped with a wood oven for hand-made pizzas, as well as an outdoor patio.

### NATIONAL CIVIL RIGHTS MUSEUM AT THE LORRAINE MOTEL

Address: 450 Mulberry St.  
Phone: (901) 521-9699  
Website: civilrightsmuseum.org

Hours: June to Aug. Wed.-Mon.  
9a.m.-6p.m. (closed on Tues.); Sept. to May Wed.-Mon.  
9a.m.-5p.m. (closed on Tues.)

Admission: Adults \$16; Seniors and students with ID \$14;  
Children (4-17) \$13, 3 and under, free

The National Civil Rights Museum was opened in 1991 at the site of the Lorraine Motel in downtown Memphis. The Museum exists to assist the public in understanding the lessons of the Civil Rights Movement and its impact and influence on the human rights movement worldwide through its collections, exhibitions, research and educational programs.

### PINK PALACE MUSEUM

Address: 3050 Central Ave.  
Phone: (901) 636-2362  
Website: memphismuseums.org

Hours: Mon.-Sat. 9 a.m.-5 p.m.; Sun. Noon-5 p.m.  
Admission: Adults (ages 13-59) \$12.75; Seniors (ages 60+) \$12.25; Children (ages 3-12) \$9

The Pink Palace Museum is one of the largest facilities of its kind in the Southeast. Trace Memphis' development from the time of Spanish explorers through the Civil War and the yellow fever epidemics. Also located on the grounds are the IMAX Theatre and Sharpe Planetarium. Combination tickets are available for all the attractions.

### STAX MUSEUM OF AMERICAN SOUL MUSIC

Address: 926 E. McLemore Ave.  
Phone: (901) 942-SOUL  
Website: staxmuseum.com

Hours: Tues.-Sun. 10 a.m.-5 p.m. (closed on Mon.)

Admission: Adult \$13; Seniors (ages 62+) and Military \$12; Children (ages 9-12) \$10; free for Stax Museum members and children under age 8 with paid senior or adult admission

Soul music was practically invented in Memphis and many of the greatest soul performers came from or recorded in an area of downtown Memphis called Soulsville, USA. Both Stax Records and Hi Records, two former movie theaters converted into recording studios in Soulsville in the late 1950s, cut the hottest soul records of all time. Soulsville, a non-profit organization, recently built the Stax Museum of American Soul as a tribute to these studios, record labels and their artists as well as the other gospel, blues, R&B and jazz musicians coming from Soulsville.

### SUN STUDIO

Address: 706 Union Ave.  
Phone: (800) 441-6249  
Website: sunstudio.com

Hours: Open daily 10 a.m.-6 p.m. Tours are given at the bottom of every hour on the half hour starting at 10:30 a.m. and ending at 5:30 p.m.

Admission: Adults \$14; Children (ages 5-11) free

Dubbed the "Birthplace of Rock 'n Roll," this studio was the home to sounds from greats such as Johnny Cash, Carl Perkins, Jerry Lee Lewis and Elvis Presley. Fans can also browse the Studio shops and enjoy a meal at the Sun Studio Café.

### THE ORPHEUM

Address: 203 S. Main  
Phone: (901) 525-3000  
Website: orpheum-memphis.com

Hours: Mon.-Fri. 9 a.m.-5 p.m.

Opening in 1928, the Orpheum has dazzled patrons with its artisan millwork, gilding, original fixtures, a Mighty Wurlitzer organ and architectural beauty. The Orpheum has been the Mid-South home of touring Broadway Productions since 1977. The theater also hosts performances by Ballet Memphis, concerts and local cultural and community events, such as Memphis in May and the International Blues Challenge.





# ACCOMMODATIONS

## LOCAL HOTELS

### Comfort Inn Downtown

100 N. Front St.  
Memphis, TN 38103  
(901) 526-0583  
Directions from hotel to FedExForum

- Start out going SOUTH on N. FRONT ST. toward JEFFERSON AVE.
- Turn LEFT onto JEFFERSON AVE.
- Turn RIGHT onto N. 2nd ST./TN-14 S./TN-3 S. Continue to follow 2nd ST./TN-14 S./TN-3 S.
- Turn LEFT onto DR. MARTIN LUTHER KING JR. AVE.

### Courtyard Marriott Memphis Airport

1780 Nonconah Blvd.  
Memphis, TN 38132  
(901) 396-3600  
Directions from hotel to FedExForum

- Start out going WEST on NONCONNAH BLVD. toward DIVIDEND DRIVE
- Merge onto I-240 W.
- Merge onto I-240 N.
- Take the LAMAR AVE exit- exit number 29
- Turn LEFT onto LAMAR AVE./TN-4/US 78
- Turn RIGHT onto S. SOMERVILLE ST./TN-278 Continue to follow TN-278
- End at S. 4th ST. and DR. MARTIN LUTHER KING JR. AVE.

### Courtyard Marriott Memphis Downtown

75 Jefferson Ave.  
Memphis, TN 38103  
(901) 522-2200  
FAX: (901) 522-2210  
Directions from hotel to FedExForum

- Start out going EAST on JEFFERSON AVE. toward N. MAIN ST.
- Turn right onto N. 2nd ST.
- Turn LEFT onto DR. MARTIN LUTHER KING JR. AVE.
- Turn LEFT onto S. B.B. KING BLVD.

### Crowne Plaza Memphis

300 N. Second St.  
Memphis, TN 38105  
(901) 525-1800  
Directions from hotel to FedExForum

- Start out going SOUTH on N. 2nd ST./TN-14 S./TN-3 S. toward MARKET AVE. Continue to follow N. 2nd ST./TN-14 S./TN-3 S.
- Turn LEFT onto DR. MARTIN LUTHER KING JR. AVE.

### DoubleTree by Hilton Memphis Downtown

185 Union Ave.  
Memphis, TN 38103  
(901) 528-1800  
Directions from hotel to FedExForum

- Start out going EAST on UNION AVE./TN-3 toward HERNANDO ST.
- Turn RIGHT onto S. 4th ST.

### Hampton Inn & Suites

175 Peabody Place  
Memphis, TN 38103  
(901) 260-4000  
Directions from hotel to FedExForum

- Start out going WEST on PEABODY Place toward HERNANDO ST.
- Turn RIGHT onto S. B.B. KING BLVD./TN-14 N.
- Turn RIGHT onto GAYOSO AVE.
- Turn RIGHT onto S. 4th ST.

### Holiday Inn Select

160 Union Ave.  
Memphis, TN 38103  
(901) 525-5491  
Directions from hotel to FedExForum

- Start out going EAST on UNION AVE./TN-3 toward S. B.B. KING BLVD./TN-14N.
- Turn RIGHT on to S. 4th ST

### Hotel Indigo

22 North B.B. King Boulevard  
Memphis, TN 38103  
(901) 527-2215  
Directions from hotel to FedExForum

- Head NORTH on N. B.B. King Blvd. toward Court Ave.
- Turn LEFT onto COURT AVE.
- Turn LEFT onto LT. GEORGE W LEE AVE.
- Turn LEFT onto S. B.B. KING BLVD.

### Hotel Napoleon

179 Madison Ave.  
Memphis, TN 38103  
(901) 526-0002  
Directions from hotel to FedExForum

- Start out going EAST on MADISON AVE.
- Turn RIGHT on S. 4TH ST.
- Turn RIGHT on UNION AVE.
- Turn LEFT on S 4TH ST.

### Hu Hotel

79 Madison Ave.  
Memphis, TN 38103  
(901) 333-1200  
Directions from hotel to FedExForum

- Start out going WEST on MADISON AVE. toward N. CENTER LANE
- Turn LEFT onto S. FRONT ST.
- Turn LEFT onto UNION AVE.
- Turn RIGHT onto S. 2nd ST./TN-14 S.
- Turn LEFT onto DR. MARTIN LUTHER KING JR. AVE.

### The Peabody

149 Union Ave.  
Memphis, TN 38103  
(901) 529-4000  
Directions from hotel to FedExForum

- Start out going EAST on UNION AVE./TN-3 toward



- S. B.B. KING BLVD./TN 14 N.
- Turn RIGHT on to S. 4th ST.

## **Sheraton Memphis (Downtown)**

250 N. Main St.  
Memphis, TN 38103  
(901) 527-7300

Directions from hotel to FedExForum

- Start out going SOUTH on MAIN ST. toward EXCHANGE AVE.
- Turn LEFT onto EXCHANGE AVE.
- Turn RIGHT onto N. 2nd ST./TN-14 S./TN-3 S.  
Continue to follow N 2nd ST./TN-14 S./TN-3 S.
- Turn LEFT onto DR. MARTIN LUTHER KING JR. AVE.

## **Residence Inn by Marriott Memphis Downtown**

110 Monroe Ave.  
Memphis, TN 38103  
(901) 578-3700

Directions from hotel to FedExForum

- Head EAST on Monroe toward NOVEMBER 6TH ST.
- Turn RIGHT onto 2ND ST.
- Turn LEFT onto GEORGE W. LEE AVE.
- Turn LEFT onto S B.B. KING BLVD.

## **Springhill Suites**

85 Court Ave.  
Memphis, TN 38103  
(901) 522-2100

Directions from hotel to FedExForum

- Start out going WEST on PARK LANE toward  
N. CENTER LANE
- Turn LEFT onto N. FRONT ST.
- Turn LEFT onto UNION AVE.
- Turn RIGHT onto S. 2nd ST./TN-14 S.
- Turn LEFT onto DR. MARTIN LUTHER KING JR. AVE.

## **The Westin Memphis Beale Street**

170 Lt. George W. Lee Ave.  
Memphis, TN 38103  
(901) 334-5900  
FAX: (901) 334-5901

Located directly across the street from FedExForum

## **MAJOR AIRLINES**

### **American Airlines**

(800) 433-7300

### **Delta Airlines**

(800) 455-2720

### **Southwest Airlines**

(800) 435-9792

### **United Airlines**

(800) 864-8331

## **AUTOMOBILE RENTAL**

### **Alamo**

(901) 332-8412

### **Avis**

(901) 346-6129

### **Budget**

(901) 398-8888

### **Dollar**

(866) 434-2226

### **Enterprise**

(901) 396-3736

### **Hertz**

(901) 345-5680

### **National**

(901) 345-0070

### **Thrifty**

(901) 345-0170

## **OTHER TRANSPORTATION**

### **Yellow Cab/Checker Cab**

(901) 577-7777

### **City Wide Cab**

(901) 722-8294

### **Metro Cab**

(901) 323-3333



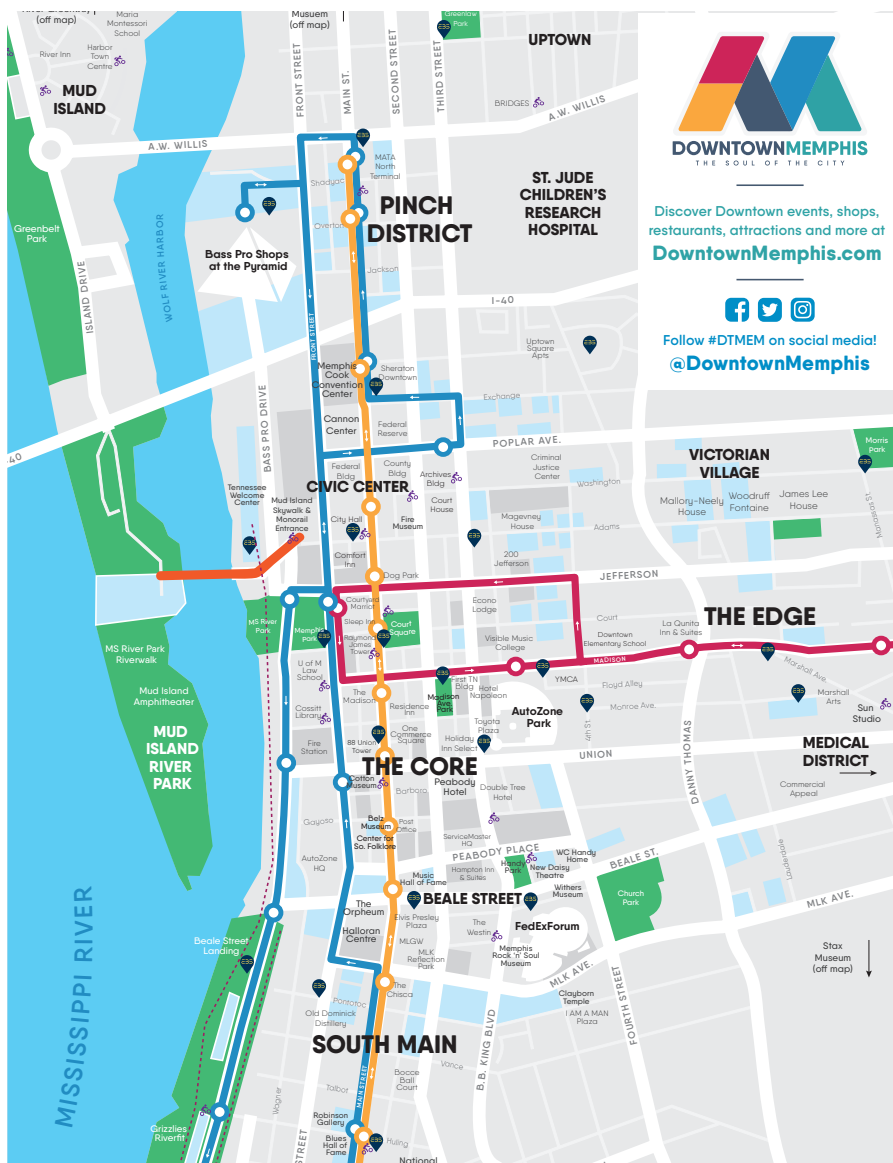
# MAP OF MEMPHIS



Discover Downtown events, shops, restaurants, attractions and more at [DowntownMemphis.com](http://DowntownMemphis.com)



Follow #DTMEM on social media!  
@DowntownMemphis



- MAIN STREET TROLLEY**
- RIVERFRONT SHUTTLE**
- MADISON SHUTTLE**
- PEDESTERIAN RIVERFRONT & BLUFFWALK**
- MUD ISLAND MONORAIL & SKYWALK**
- SHUTTLE STOPS**
- PUBLIC PARKING GARAGE**
- PUBLIC PARKING LOT**

**MAIN STREET RAIL CAR TROLLEY**  
Trolley operates every 20 minutes. M-F: 6:45am-12:15am;  
Sat: 8am-12:10am Sun: 10am-6:10pm

**RIVERFRONT SHUTTLE**  
This shuttle operates about every 20 minutes. M-F: 9am-9am;  
Sat: 8:30am-11:30pm Sun: 1030am-6pm

**MADISON SHUTTLE**  
This shuttle operates every 15 minutes. M-F: 6:45am-6pm;  
Sat: 8:15am-6:30pm. No service on Sunday.

**SHUTTLE STOPS**  
Shuttle fare is \$1 per person for one way and 50-cents for seniors 65+ and people with disabilities.



## ASIAN

### DOWNTOWN

**Bluefin** (135 S. Main 528-1080)  
**Fam** (149 Madison Ave. 701-6666)  
**South Main Sushi & Grill** (520 S. Main St. 249-2194)

### MIDTOWN

**Mulan Asian Bistro** (5746 Young Ave. 347-3965)  
**Red Fish** (1433 Union Ave. 454-3926)  
**Robata** (2116 Madison Ave. 410-8290)

### EAST MEMPHIS

**Benihana** (912 Ridge Lake Blvd. 767-8980)  
**P.F. Chang's China Bistro** (1181 Ridgeway Road 818-3889)  
**Sakura** (4840 Poplar Ave. 572-1002)

## BAR & GRILL

### DOWNTOWN

**Automatic Slim's** (83 S. Second St. 525-7948)  
**Bardog** (73 Monroe Ave. 275-8752)  
**Blind Bear** (119 S. Main St. 417-8435)  
**The Brass Door** (152 Madison Ave. 572-1813)  
**The Flying Saucer** (130 Peabody Place 523-8536)  
**Kooky Canuck** (87 S. Second St. 578-9800)  
**Huey's** (77 S. Second St. 527-2700)  
**Max's Sports Bar** (115 GE Patterson 528-8367)  
**TGI Friday's** (185 Union Ave. 523-8500)

## BARBECUE

### DOWNTOWN

**Blues City Café** (138 Beale St. 526-3637)  
**Central BBQ** (147 E. Butler Ave. 672-7760)  
**Charlie Vergos' Rendezvous** (52 S. Second St. 523-2746)

### MIDTOWN

**The BBQ Shop** (1782 Madison Ave. 272-1277)

## SOUTHERN CUISINE

### DOWNTOWN

**Arcade** (540 S. Main St. 526-5757)  
**Carolina Watershed** (141 E. Carolina Ave. 321-5553)  
**Gus's Fried Chicken** (310 S. Front St. 527-4877)  
**Hattie B's Hot Chicken** (596 Cooper St. 424-5900)

### MIDTOWN

**Lafayette's** (2119 Madison Ave. 207-5097)  
**Sweet Grass** (937 S. Cooper St. 278-0278)  
**The Second Line** (2144 Monroe Ave. 590-2829)

## THREE COURSE

### DOWNTOWN

**Capriccio Restaurant Bar and Café** (149 Union Ave. 529-4199)  
**Catherine & Mary's** (272 S. Main St. 254-8600)  
**Chez Philippe** (Peabody Hotel 529-4188)  
**Flight** (39 S. Main St. 521-8005)  
**Itta Bena** (145 Beale St. 578-3031)  
**Majestic Grille** (145 S. Main St. 522-8555)  
**McEwens** (120 Monroe Ave. 527-7085)  
**Mesquite Chop House** (88 Union Ave. 527-5337)  
**Paulette's** (50 Harbor Town Square 260-3300)  
**Spindini** (383 S. Main St. 578-2767)  
**Texas de Brazil Churrascaria** (150 Peabody Place 526-7600)

### MIDTOWN

**Restaurant Iris** (2146 Monroe Ave. 590-2828)

## EAST MEMPHIS

**Char** (431 S. Highland St. #120 249-3533)  
**Folk's Folly** (551 S. Mendenhall Rd. 762-8200)  
**Interim** (5040 Sanderlin Ave. 818-0821)  
**Ruth's Chris Steak House** (6120 Poplar Ave. 761-0055)

## SEAFOOD

### DOWNTOWN

**Flying Fish** (105 S. Second St. 522-8228)  
**Pearl's Oyster House** (299 S. Main St. 522-9070)

### MIDTOWN

**Tsunami** (928 S. Cooper St. 274-2556)

## SOUTHWEST

### DOWNTOWN

**Agave Maria** (83 Union Ave. 341-2096)  
**Happy Mexican** (385 S. Second St. 529-9991)  
**Swanky's** (272 S. Main St. 779-3499)

### MIDTOWN

**Babalú** (2115 Madison Ave. 274-0100)  
**Café Ole** (959 S. Cooper St. 343-0103)  
**Molly Gonzales' La Casita** (2006 Madison Ave. 726-1873)

## BEALE STREET ATTRACTIONS

**Alfred's** (197 Beale St. 525-3711)  
**B.B. King's Blues Club** (143 Beale St. 524-5464)  
**Club 152** (152 Beale St. 544-7011)  
**Hard Rock Café** (126 Beale St. 529-0007)  
**Jerry Lawler's Hall of Fame Bar & Grill** (159 Beale St. 523-1940)  
**Rum Boogie Café** (182 Beale St. 528-0150)  
**Silky O'Sullivan's** (183 Beale St. 522-9596)  
**Tin Roof** (315 Beale St. 527-9911)  
**Wet Willie's** (209 Beale St. 578-5650)

## BEYOND BEALE

### DOWNTOWN

**Aldo's Pizza Pies** (100 S. Main St. 577-7743)  
**Cheesecake Corner** (113 E. G E Patterson Ave. 525-2253)  
**Earnestine and Hazel's** (531 S. Main St. 523-9754)  
**Gray Canary** (301 S. Front St. 249-2932)  
**Grecian Gourmet** (412 S. Main St. 249-6626)  
**Lenny's Sub Shop** (153 S. Main St. 529-4377)  
**Local Gastropub** (95 S. Main St. 473-9573)  
**Loflin Yard** (7 W. Carolina Ave. 614-5489)  
**Old Dominion Distillery** (305 S. Front St. 260-1250)  
**Tamp & Tap** (122 Gayoso Ave. 207-1053)

### MIDTOWN

**Beauty Shop** (966 S. Cooper St. 272-7111)  
**Belly Acres** (2102 Trimble Pl. 529-7017)  
**Bosco's** (2120 Madison Ave. 432-2222)  
**Hopdoddy's Burger Bar** (6 Cooper St. 654-5100)  
**Railgarten** (2166 Central Ave 504-4342)  
**Young Avenue Deli** (2119 Young Ave. 278-0034)

## EAST MEMPHIS

**Gibson's Donuts** (760 Mount Moriah Rd. 682-8200)  
**Hog and Hominy** (707 W. Brookhaven Circle 207-7396)

For all phone numbers, dial 901 for the area code.



## NBA ROAD MAP





INTRO

PLAYERS

EXECUTIVE

BASKETBALL  
OPS

BUSINESS  
OPS

MEDIA

COMMUNITY

HISTORY

PLAYOFFS

REVIEW

OPPONENTS

NBA

FEDERATION

AT A GLANCE





## NOTES

# 2019/20 MEMPHIS GRIZZLIES

# NEXT GEN.

OCTOBER						
SUN	MON	TUE	WED	THU	FRI	SAT
20	21	22	23 MIA 6:30pm	24	25 CHI 7:00pm	26
27 BKN 5:00pm	28	29 LAL 9:30pm	30	31		

NOVEMBER						
SUN	MON	TUE	WED	THU	FRI	SAT
					1	2 PHX 7:00pm
3	4	5	6 MIN 7:00pm	7	8 ORL 6:00pm	9 DAL 7:00pm
10	11 SAS 6:30pm	12	13 CHA 6:00pm	14	15 UTA 7:00pm	16
17 DEN 5:00pm	18	19 GSW 7:00pm	20	21	22	23 LAL 7:00pm
24	25 IND 6:00pm	26	27 LAC 7:00pm	28	29 UTA 7:00pm	30

DECEMBER						
SUN	MON	TUE	WED	THU	FRI	SAT
1 MIN 2:30pm	2 IND 7:00pm	3	4 CHI 7:00pm	5	6	7 UTA 9:00pm
8	9 GSW 9:30pm	10	11 PHX 8:00pm	12	13 MIL 7:00pm	14 WAS 7:00pm
15	16 MIA 7:00pm	17	18 OKC 7:00pm	19	20 CLE 6:00pm	21 SAC 7:00pm
22	23 SAS 7:00pm	24	25	26 OKC 7:00pm	27	28 DEN 4:00pm
29 CHA 7:00pm	30	31				

HOME GAME	AWAY GAME	OPENING NIGHT	GIVEAWAY NIGHT	MLK GAME
FOX SOUTHEAST	FOX 20	ESPN	TNT	92.5FM ESPN



JANUARY						
SUN	MON	TUE	WED	THU	FRI	SAT
			1	2 SAC 9:00pm	3	4 LAC 2:30pm
5 PHX 7:00pm	6	7 MIN 7:00pm	8	9	10 SAS 7:00pm	11
12 GSW 5:00pm	13	14 HOU 7:00pm	15	16	17 CLE 7:00pm	18
19	20 NOP 4:00pm	21	22 BOS 6:30pm	23	24 DET 6:00pm	25
26 PHX 5:00pm	27	28 DEN 7:00pm	29 NYK 6:30pm	30	31 NOP 7:00pm	

FEBRUARY						
SUN	MON	TUE	WED	THU	FRI	SAT
						1
2	3 DET 7:00pm	4	5 DAL 7:30pm	6	7 PHI 6:00pm	8
9 WAS 5:00pm	10	11	12 POR 7:00pm	13	14 ALL-STAR WEEKEND	15
16	17	18	19	20 SAC 9:00pm	21 LAL 9:30pm	22
23	24 LAC 9:30pm	25	26 HOU 7:00pm	27	28 SAC 7:00pm	29 LAL 7:00pm

MARCH						
SUN	MON	TUE	WED	THU	FRI	SAT
1	2 ATL 6:30pm	3	4 BKN 6:30pm	5	6 DAL 7:30pm	7 ATL 7:00pm
8	9	10 ORL 7:00pm	11	12 POR 9:00pm	13	14 UTA 8:00pm
15	16 SAS 7:30pm	17 OKC 7:00pm	18	19 MIL 7:00pm	20	21 NOP 7:00pm
22	23	24 NOP 7:00pm	25 BOS 7:00pm	26	27	28 TOR 7:00pm
	30 TOR 6:30pm	31				

APRIL						
SUN	MON	TUE	WED	THU	FRI	SAT
			1 NYK 7:00pm	2	3 DAL 7:00pm	4
5 POR 8:00pm	6	7 DEN 8:00pm	8	9	10	11 OKC 7:00pm
12	13 PHI 7:00pm	14	15 HOU 6:30pm	16	17	18

901.888.HOOP  
GRIZZLIES.COM

@memgrizz  
@FedExForum

@memgrizz  
@fedexforum

MemphisGrizzlies  
FedExForum

grizzliesnba  
fedexforum

