



# MEDIA

# GUIDE



**MEMPHIS GRIZZLIES**  
**2020/21 MEDIA GUIDE**



# HOME OF THE




## SOUTHEAST™

AT&T U-Verse  
ch. 1727

DirectTV  
ch. 649-2

Xfinity  
ch. 1251

STREAM ON 

FOLLOW @GRIZZLIESONFSSE



# TABLE OF CONTENTS



<b>TABLE OF CONTENTS</b> .....	<b>1</b>
<b>PLAYERS</b> .....	<b>3</b>
Grayson Allen .....	4
Kyle Anderson .....	6
Desmond Bane .....	9
Dillon Brooks .....	10
Brandon Clarke .....	12
Gorgui Dieng .....	14
Jaren Jackson Jr. ....	17
Tyus Jones .....	19
John Konchar .....	22
Sean McDermott .....	24
De'Anthony Melton .....	25
Ja Morant .....	27
Jontay Porter .....	29
Killian Tillie .....	30
Xavier Tillman Sr. ....	31
Jonas Valanciunas .....	32
Justise Winslow .....	37
TV Roster .....	40
How the Grizzlies Were Built .....	41
Roster .....	42
<b>EXECUTIVE</b> .....	<b>43</b>
Robert Pera .....	44
<b>BASKETBALL OPERATIONS</b> .....	<b>45</b>
Zachary Z. Kleiman .....	46
Tayshaun Prince, Rich Cho .....	47
Chantal Hassard, Chris Makris .....	48
Elliot Perry, Glen Grunwald, Chris Wallace .....	49
Taylor Jenkins .....	50
Blake Ahearn, Brad Jones .....	51
Darko Rajakovic, David McClure, James "Scoonie" Penn .....	52
Sonia Raman, Vitaly Potapenko, Jason March .....	53
Medical and Training Staff .....	54
Basketball Operations Staff .....	55
Memphis Hustle .....	56
<b>BUSINESS OPERATIONS</b> .....	<b>57</b>
Jason Wexler .....	58
Nancy Alyea, Rolanda Gregory, Dwight Johnson .....	59
Arnetria Knowles, Anthony Macri, Dennis O'Connor .....	60
Abushehi Ohwofasa, John Pugliese, Garth Webster .....	61
2020-21 Classic and City Edition Uniforms .....	62
Grizz, Grizz Girls .....	64
Grizz Gaming .....	65
Grizzlies Youth Basketball .....	66
<b>MEDIA</b> .....	<b>67</b>
Communications Staff .....	68
Broadcasters, Grind City Media .....	69
Grizzlies.com .....	74
Media Directory .....	75
Don Poier Media Center .....	76
<b>COMMUNITY</b> .....	<b>77</b>
Community Engagement .....	78
Grizzlies Foundation .....	79

<b>HISTORY</b> .....	<b>81</b>
Team History Statistics .....	82
Individual History Statistics .....	99
All-Time Roster .....	109
<b>PLAYOFFS</b> .....	<b>153</b>
Playoff Statistics .....	154
<b>SEASON REVIEW</b> .....	<b>175</b>
2019-20 Review .....	176
Previous Seasons .....	204
<b>OPPONENTS</b> .....	<b>227</b>
Opponent Directories .....	228
Scoring Leaders .....	286
<b>NBA</b> .....	<b>287</b>
Key Dates and Standings .....	288
2020 Playoffs and 2019-20 Statistical Leaders .....	289
2019-20 NBA Statistics .....	290
Attendance and 2020 Draft .....	291
NBA Offices and Officials Roster .....	292
NBA G League Offices .....	293
2019-20 NBA G League Standings .....	294
All-Time NBA Award Winners .....	295
<b>FEDEXFORUM</b> .....	<b>299</b>
FedExForum Information .....	300
<b>AT A GLANCE</b> .....	<b>303</b>
<b>MEDIA GUIDE CREDITS</b>	
<b>MANAGING EDITOR</b> .....	Ross Wooden
<b>ASSOCIATE EDITORS</b> .....	Laura Ehret, Jason Wallace, Corey Moore
<b>GRAPHIC AND PRODUCTION</b> .....	David Thompson, Bryan Rumfola, Alexa Lesinski, Courtney Pennington, Tyler Earles, Russell Schaffer
<b>PHOTOGRAPHY</b> .....	Joe Murphy, NBAE, Getty Images, NBA Photos
<b>PRINTING</b> .....	Mercury Printing

## Special Thanks to Chris Thorn, the Elias Sports Bureau and basketball-reference.com

All NBA and team insignia depicted in this publication are the property of NBA Properties, Inc. and the respective teams of the NBA and may not be reproduced for commercial purposes without the prior written consent of NBA Properties, Inc.

The information contained in this publication was compiled by the Memphis Grizzlies and is provided as a courtesy to our fans and the press and may be used only for personal or editorial purposes. Any commercial use of this information is prohibited without the prior written consent of the Memphis Grizzlies.



# GET ALL ACCESS

ALL GAMES • ALL EVENTS • ALL SHOWS

GET THE GRIZZ APP TODAY



FOR THE LATEST NEWS GO TO GRIZZLIES.COM



# PLAYERS

PLAYERS







# GRAYSON ALLEN

# 3

HEIGHT 6'4"    WEIGHT 198

POSITION GUARD

PRIOR TO NBA DUKE

NBA SEASONS 2

## NBA Regular Season Statistics

Season	TM	G	GS	MP	FG	FGA	F6%	3P	3PA	3P%	FT	FTA	FT%	ORB	DRB	TRB	AST	STL	BLK	TOV	PF	PTS	RPG	APG	PPG
2018-19	UTA	38	2	416	67	178	.376	32	99	.323	45	60	.750	3	20	23	25	6	6	33	47	211	0.6	0.7	5.6
2019-20	MEM	38	0	718	117	251	.466	57	141	.404	39	45	.867	8	77	85	52	10	2	33	53	330	2.2	1.4	8.7
CAREER		76	2	1134	184	429	.429	89	240	.371	84	105	.800	11	97	108	77	16	8	66	100	541	1.4	1.0	7.1

## NBA G League Statistics

Season	TM	G	GS	MP	FG	FGA	F6%	3P	3PA	3P%	FT	FTA	FT%	ORB	DRB	TRB	AST	STL	BLK	TOV	PF	PTS	RPG	APG	PPG
2018-19	SLS	12	12	368	63	136	.463	34	84	.405	36	49	.735	3	29	32	28	12	4	20	24	196	2.7	2.3	16.3
CAREER		12	12	368	63	136	.463	34	84	.405	36	49	.735	3	29	32	28	12	4	20	24	196	2.7	2.3	16.3

## PRO CAREER

**NBA Regular Season:** Two-year pro has appeared in 76 games (two starts) with the Utah Jazz and Memphis Grizzlies... Has averaged 7.1 points, 1.4 rebounds and 1.0 assists in 14.9 minutes while shooting 42.9 percent from the field, 37.1 percent from 3-point range and 80.0 percent from the free throw line... Has officially missed 43 games due to injury, 23 games as a DNP (Coach's Decision) and 13 games while on assignment to the NBA G League... Has scored in double figures 21 times, including four games with at least 20 points and one game with at least 40 points... His longest streak of consecutive games scoring in double figures is six (Aug. 2-11, 2020).

**NBA Playoffs:** Has competed in two postseason games as a reserve and has averaged 4.5 points in 7.0 minutes for the Utah Jazz... DNP (Coach's Decision) three times.

**NBA G League:** Has started all of his 12 games in one NBA G League season and has averaged 16.3 points, 2.7 rebounds, 2.3 assists and 1.00 steals in 30.7 minutes while shooting 46.3 percent from the field, 40.5 percent from 3-point range and 73.5 percent from the free throw line with the Salt Lake City Stars... Has scored in double figures 11 times, including four games with at least 20 points... Has appeared in one postseason game, totaling 37 points, six rebounds and five assists in 38 minutes.

**NBA Transactions:** Selected by the Utah Jazz in the first round (21st overall) of the 2018 NBA Draft on June 21, 2018... Signed a multi-year contract with the Utah Jazz on July 2, 2018... Traded by the Utah Jazz with Jae Crowder, Kyle Korver, the draft rights to Darius Bazley (23rd overall in 2019) and a protected future first round draft pick to the Memphis Grizzlies for Mike Conley on July 6, 2019.

**2019-20 (Memphis):** Appeared in 38 games as a reserve and averaged 8.7 points, 2.2 rebounds and 1.4 assists in 18.9 minutes while shooting 46.6 percent from the field, 40.4 percent from 3-point range and 86.7 percent from the free throw line in his second NBA season... Missed 35 games... Sideline 34 games due to injury, including nine games (Nov. 4-19) with left ankle soreness, five games (Dec. 11-18) with right ankle soreness and 20 games (Jan. 26-March 10) with a left hip displacement sustained on Jan. 24 at Detroit... DNP (Coach's Decision) once... Scored in double figures 16 times, including two games with at least 20 points... Notched 12 points and a career-high tying seven rebounds on Dec. 4 at Chicago... Averaged 13.6 points (.507 FG/.480 3P) in 27.8 minutes during the Grizzlies' eight-game seeding schedule at Walt Disney World in Orlando, matching or setting his season high in scoring four times... Scored a season-high 20 points (7-10 FG, 6-8 3P), setting a career high for 3-pointers made, on Aug. 5 at Utah... Matched his season high with 20 points in a season-high 34 minutes on Aug. 9 at Toronto... Recorded three points and five rebounds in 23 minutes in the Grizzlies' play-in on Aug. 15 vs. Portland.

**2018-19 (Utah):** Appeared in 38 games (two starts) and averaged 5.6 points in 10.9 minutes while shooting 37.6 percent from the field, 32.3 percent from three-point range and 75.0 percent from the free throw line in his rookie season... Missed a total of 44





games... Sidelined nine games (Dec. 25-Jan. 11) with a right ankle sprain... DNP (Coach's Decision) 22 times... Away from the team 13 games while on assignment to the NBA G League's Salt Lake City Stars... Scored in double figures five times, including two games with at least 20 points and one 40-point effort... Led the Jazz in scoring twice... Scored a career-high 40 points (11-30 FG, 5-13 3P, 13-14 FT) in 41 minutes in the regular season finale on April 10 at LA Clippers, which was the second-highest single-game scoring output by a 2018-19 rookie (Trae Young, 49 points on March 1)... Also set a career high with seven rebounds and tied a personal best with four assists in the regular season finale... Made his NBA debut with seven points in 11 minutes on Oct. 22 vs. Memphis... **NBA Playoffs:** Appeared in two games as a reserve during the First Round of the Western Conference Playoffs against the Houston Rockets and averaged 4.5 points in 7.0 minutes... DNP (Coach's Decision) three times... **NBA G League (Salt Lake City):** Started all 12 of his appearances with the Salt Lake City Stars and averaged 16.3 points, 2.7 rebounds, 2.3 assists and 1.00 steals in 30.7 minutes while shooting 46.3 percent from the field, 40.5 percent from three-point range and 73.5 percent from the free throw line... Scored in double figures 11 times, including four games with at least 20 points... **NBA G League Playoffs:** Scored 37 points (11-15 FG, 6-8 3P, 9-12 FT) in 38 minutes in the Stars' postseason loss to the Oklahoma City Blue on March 26.

## COLLEGE CAREER

Played four seasons at Duke University (2014-18)... Appeared in 142 games (97 starts) for the Blue Devils and averaged 14.2 points, 3.2 rebounds, 3.1 assists and 1.04 steals in 28.1 minutes while shooting 43.0 percent from the field, 38.0 percent from three-point range and 83.4 percent from the free throw line... Named All-ACC Third Team and AP All-American Honorable Mention as a senior... Selected to the All-ACC First Team, AP All-American Third Team, NABC All-American Third Team and Sporting News All-American Second Team after averaging 21.6 points, 4.6 rebounds, 3.5 assists and 1.31 steals in 36.6 minutes as a sophomore... Named to the 2015 NCAA Tournament Final Four All-Tournament Team as a freshman after helping Duke capture its fifth national championship.

## PERSONAL

Born Oct. 8, 1995 in Jacksonville, Fla... Son of William and Sherry Allen... One of only three Duke Blue Devils to receive All-ACC Academic honors in all four years, joining Quin Snyder and Amile Jefferson... Graduated cum laude from Providence School, where he led the school to a 90-10 record with one state title and two state semifinal appearances... Guided Providence to a 35-1 record and the Florida 3A state championship as a junior with averages of 19.6 points, 4.8 rebounds and 4.1 assists... Scored 31 points in the state title game... Named a 2014 McDonald's All-American and won the slam dunk contest at the Powerade Jam Fest... Selected for the 2014 Jordan Brand Classic... Named a First Coast All-Star Scholar-Athlete in 2014.

## CAREER REGULAR SEASON GAME HIGHS

MIN	41	8/9/20, MEM AT TOR	FT	13	4/10/19, UTA AT LAC	AST	4	1/14/20, MEM VS HOU (3X)
FG	11	4/10/19, UTA AT LAC	FTA	14	4/10/19, UTA AT LAC	STL	2	10/29/19, MEM AT LAL (2X)
FGA	30	4/10/19, UTA AT LAC	OREB	2	8/11/20, MEM VS BOS (2X)	TOV	6	4/5/19, UTA VS SAC
3P	6	8/5/20, MEM AT UTA	DREB	7	12/4/19, MEM AT CHI	BLK	1	8/7/20, MEM VS OKC (8X)
3PA	13	4/10/19, UTA AT LAC	REB	7	12/4/19, MEM AT CHI (2X)	PTS	40	4/10/19, UTA AT LAC



# KYLE ANDERSON

1

HEIGHT 6'8" WEIGHT 230

POSITION FORWARD

PRIOR TO NBA UCLA

NBA SEASONS 6

## NBA Regular Season Statistics

Season	TM	G	GS	MP	FG	FGA	F6%	3P	3PA	3P%	FT	FTA	FT%	ORB	DRB	TRB	AST	STL	BLK	TOV	PF	PTS	RPG	APG	PPG
2014-15	SAS	33	8	358	31	89	.348	3	11	.273	31	37	.838	9	14	.643	28	15	7	10	28	74	2.2	0.8	2.2
2015-16	SAS	78	11	1245	138	295	.468	12	37	.324	62	83	.747	25	219	44	123	60	29	59	97	350	3.1	1.6	4.5
2016-17	SAS	72	14	1020	93	209	.445	15	40	.375	45	57	.789	33	175	208	91	51	26	39	63	246	2.9	1.3	3.4
2017-18	SAS	74	67	1978	231	438	.527	19	57	.333	104	146	.712	84	312	396	202	115	60	94	114	585	5.4	2.7	7.9
2018-19	MEM	43	40	1281	150	276	.543	9	34	.265	37	64	.578	48	203	251	128	54	37	58	112	346	5.8	3.0	8.0
2019-20	MEM	67	28	1330	157	331	.474	24	85	.282	52	78	.667	58	227	285	162	54	37	66	111	390	4.3	2.4	5.8
CAREER		367	168	7212	800	1638	.488	82	264	.311	309	442	.699	253	1203	1456	734	349	196	326	525	1991	4.0	2.0	5.4

## NBA Playoff Statistics

Season	TM	G	GS	MP	FG	FGA	F6%	3P	3PA	3P%	FT	FTA	FT%	ORB	DRB	TRB	AST	STL	BLK	TOV	PF	PTS	RPG	APG	PPG
2015-16	SAS	10	0	129	8	25	.320	1	3	.333	6	7	.857	2	22	24	7	6	3	4	11	23	2.4	0.7	2.3
2016-17	SAS	15	1	195	36	64	.563	3	10	.300	8	11	.727	12	34	46	25	10	2	7	8	83	3.1	1.7	5.5
2017-18	SAS	5	1	73	12	20	.600	0	4	.000	3	4	.750	5	8	13	3	6	1	3	10	27	2.6	0.6	5.4
CAREER		30	2	397	56	109	.514	4	17	.235	17	22	.773	19	64	83	35	22	6	14	29	133	2.8	1.2	4.4

## NBA G League Statistics

Season	TM	G	GS	MP	FG	FGA	F6%	3P	3PA	3P%	FT	FTA	FT%	ORB	DRB	TRB	AST	STL	BLK	TOV	PF	PTS	RPG	APG	PPG
2014-15	AUS	26	26	1042	213	476	.447	17	48	.354	112	142	.789	40	185	225	125	51	38	86	63	555	8.7	4.8	21.3
CAREER		26	26	1042	213	476	.447	17	48	.354	112	142	.789	40	185	225	125	51	38	86	63	555	8.7	4.8	21.3

## PRO CAREER

**NBA Regular Season:** Six-year NBA veteran has appeared in 367 regular season games (168 starts) for the San Antonio Spurs and Memphis Grizzlies... Has averaged 5.4 points, 4.0 rebounds and 2.0 assists in 19.6 minutes while shooting 48.8 percent from the field, 31.1 percent from 3-point range and 69.9 percent from the free throw line... Has officially missed 56 games due to injury or illness, 25 games as a DNP (Coach's Decision), seven games as a healthy scratch on the team's inactive list and 29 games while on assignment to the NBA G League... Has scored in double figures 69 times, including two 20-point performances... His longest streak of consecutive games scoring in double figures is six (Nov. 17-29, 2017)... Has grabbed double-digit rebounds 17 times... Has recorded double-digit assists twice... Has posted nine double-doubles, including one triple-double.

**NBA Playoffs:** Seen action in 30 postseason games (two starts) and has averaged 4.4 points, 2.8 rebounds and 1.2 assists in 13.2 minutes while shooting 52.3 percent from the field, 23.5 percent from three-point range and 77.3 percent from the free throw line with the San Antonio Spurs... Has officially missed one game as a DNP (Coach's Decision) and seven games as a healthy scratch on the team's inactive list... Has scored in double figures four times, including one 20-point effort.

**NBA G League:** Started all of his 26 NBA G League games and has averaged 21.4 points, 8.7 rebounds, 4.8 assists, 1.96 steals and 1.46 blocks in 40.1 minutes while shooting 44.7 percent from the field, 35.4 percent from three-point range and 78.9 percent from the free throw line during the 2014-15 season for the Austin Spurs... Named NBA G League Player of the Month for February 2015 after averaging 22.8 points, 8.8 rebounds and 4.7 assists... Has scored in double figures in all 26 games, including 14 games with at least 20 points and one game with at least 30 points... Has grabbed double-digit rebounds 10 times... Has dishied out double-digit assists once... Has posted 11 double-doubles.

**NBA Transactions:** Selected by the San Antonio Spurs in the first round (30th overall) of the 2014 NBA Draft on June 26, 2014... Signed a multi-year contract with the San Antonio Spurs on July 10, 2014... Signed a multi-year offer sheet with the Memphis Grizzlies as a restricted free agent on July 6, 2018... Signed a multi-year contract with the Memphis Grizzlies on July 8, 2018.





**Honors:** Named Most Valuable Player of NBA Summer League 2015 in Las Vegas after averaging 21.0 points, 6.0 rebounds, 1.9 assists and 1.10 steals in 27.3 minutes over seven games and guiding the Spurs to the 2015 Las Vegas Summer League Championship... Selected 2015 Las Vegas Summer League All-Tournament First Team... Named NBA G League Player of the Month (February 2015).

**2019-20 (Memphis):** Appeared in 67 games (28 starts) and averaged 5.8 points, 4.3 rebounds and 2.4 assists in 19.9 minutes while shooting 47.4 percent from the field, 28.2 percent from 3-point range and 66.7 percent from the free throw line in his sixth NBA season... Missed six games (Nov. 27, Dec. 1-9) due to right heel soreness... Averaged 6.7 points, 5.3 rebounds and 3.0 assists in 24.8 minutes as a starter... Scored in double figures 13 times... Grabbed double-digit rebounds once... Recorded a season-high 12 rebounds on Jan. 26 vs. Phoenix... Scored a season-high 16 points on Feb. 9 at Washington... Recorded a season-high eight assists and a career-high tying two 3-pointers on Aug. 2 vs. San Antonio... Also tied a career high with two 3-pointers on March 4 at Brooklyn, Aug. 11 vs. Boston and Aug. 13 vs. Milwaukee... Averaged 6.9 points, 3.5 rebounds and 3.9 assists during the Grizzlies' eight-game seeding schedule at Walt Disney World in Orlando... Had 10 points, six rebounds, nine assists and two steals in 27 minutes in Memphis' play-in on Aug. 15 vs. Portland.

**2018-19 (Memphis):** Appeared in 43 games (40 starts) in his fifth NBA season and averaged 8.0 points, 5.8 rebounds, 3.0 assists and 1.26 steals in 29.8 minutes while shooting 54.3 percent from the field, 26.5 percent from three-point range and 57.8 percent from the free throw line... Missed 39 games due to injury, including nine games (Dec. 15, Jan. 14-26) with a left ankle sprain and the final 30 games of the season (Feb. 1-April 10) with right shoulder soreness... Scored in double figures 14 times, including one game with at least 20 points... Grabbed double-digit rebounds six times... Posted two double-doubles, including one triple-double... Played his 300th career game on Jan. 30 at Minnesota... Registered his first career triple-double with 11 points, 11 rebounds and a career-high tying 10 assists on Jan. 4 vs. Brooklyn... Averaged 10.1 points on 63.5 percent shooting in the month of December, setting single-month career highs for both categories... Scored a career-high tying 20 points (9-13 FG, 2-4 3P) in a career-high tying 39 minutes on Dec. 31 at Houston... Totaled 19 points, 11 rebounds, four assists, three steals and three blocks on Dec. 7 at New Orleans... Posted nine points, nine rebounds and two blocks in a win on Nov. 21 at San Antonio in his first game against his former team... Logged a career-high 39 minutes on Nov. 14 at Milwaukee... Pulled down a career-high 13 rebounds in consecutive games on Nov. 10 vs. Philadelphia and Nov. 12 vs. Utah... Totaled five points, two rebounds and an assist in 19 minutes in his Grizzlies debut on Oct. 17 at Indiana.

**2017-18 (San Antonio):** Appeared in 74 games (67 starts) and averaged 7.9 points, 5.4 rebounds, 2.7 assists and 1.55 steals in 26.7 minutes while shooting 52.7 percent from the field, 33.3 percent from three-point range and 71.2 percent from the free throw line... Missed eight games (Dec. 4-18) with a left MCL sprain... Ranked sixth among qualifying NBA players in defensive rating (101.2) and 13th in steals per game... Scored in double figures 26 times, including one 20-point performance... Grabbed double-digit rebounds seven times... Recorded double-digit assists once... Posted six double-doubles, including five point-rebound double-doubles and one point-assist double-double... Led the Spurs in scoring twice, in rebounds four times, in assists 11 times and in steals 23 times (all including ties)... Registered his first career point-assist double-double with 13 points and a career-high 10 assists on Nov. 20 vs. Atlanta... Double-doubled with 10 points and a career-best 12 rebounds on Jan. 23 vs. Cleveland... Scored a career-high 20 points on Feb. 10 at Golden State... Tied a career high with five steals on March 8 at Golden State... Posted a career-high four blocks on April 3 at LA Clippers... **NBA Playoffs:** Appeared in all five postseason games (one start) and averaged 5.4 points, 2.6 rebounds and 1.20 steals in 14.7 minutes while shooting 60.0 percent from the field and 75.0 percent from the free throw line during San Antonio's first round series against the Golden State Warriors... Scored in double figures twice.

**2016-17 (San Antonio):** Competed in 72 games (14 starts) and averaged 3.4 points, 2.9 rebounds and 1.3 assists in 14.2 minutes while shooting 44.5 percent from the field, 37.5 percent from three-point range and 78.9 percent from the free throw line... Missed a total of 10 games... Sidelined one game (March 9) with a right knee sprain... DNP (Coach's Decision) nine times... Scored in double figures four times... Hauled in double-digit rebounds once... Led San Antonio in steals 11 times (including ties)... Scored a season-high 14 points on Jan. 23 at Brooklyn... Hauled in a season-high 10 rebounds on April 7 at Dallas... **NBA Playoffs:** Saw action in 15 postseason games (one start) and averaged 5.5 points, 3.1 rebounds and 1.7 assists in 13.0 minutes while shooting 58.1 percent from the field, 30.0 percent from three-point range and 72.7 percent from the free throw line during San Antonio's run to the Western Conference Finals... DNP (Coach's Decision) once... Scored in double figures twice, including one 20-point effort... Came off the bench five times during the Spurs' six-game first round series against the Memphis Grizzlies and averaged 4.2 points and 1.4 rebounds in 10.2 minutes... Appeared in all six games as a reserve during San Antonio's Western Conference Semifinals series against the Houston Rockets and averaged 4.0 points, 2.3 rebounds and 1.5 assists in 10.3 minutes... Competed in all four games (one start) during the Western Conference Finals against the Golden State Warriors and averaged 9.5 points, 6.3 rebounds, 3.3 assists and 1.75 steals in 20.5 minutes... Scored a postseason career-high 20 points in Game 4 of the Western Conference Finals on May 22 vs. Golden State.

**2015-16 (San Antonio):** Appeared in 78 games (11 starts) and averaged 4.5 points, 3.1 rebounds and 1.6 assists in 16.0 minutes while shooting 46.8 percent from the field, 32.4 percent from three-point range and 74.7 percent from the free throw line... Missed a total of four games... Sat out one game (Feb. 9) due to illness... DNP (Coach's Decision) three times... Scored in double figures 10 times... Grabbed double-digit rebounds twice and posted one double-double... Led the team in steals 14 times (including ties)... Recorded a season-high 11 rebounds on April 7 at Golden State... Recorded his lone double-double with





## KYLE ANDERSON

PLAYERS

a season-high 15 points and 10 rebounds with a career-high tying five steals on April 13 at Dallas... **NBA Playoffs:** Appeared in all 10 postseason games as a reserve and averaged 2.3 points and 2.4 rebounds in 12.9 minutes while shooting 32.0 percent from the field, 33.3 percent from three-point range and 85.7 percent from the free throw line... Came off the bench in four games in San Antonio's first round series with the Memphis Grizzlies and averaged 3.3 points, 3.8 rebounds and 1.3 assists in 17.0 minutes... Appeared in six games during the Spurs' Western Conference Semifinals series against the Oklahoma City Thunder and averaged 1.7 points and 1.5 rebounds in 10.1 minutes.

**2014-15 (San Antonio):** Saw action in 32 games (two starts) and averaged 2.3 points and 2.3 rebounds in 11.2 minutes while shooting 34.8 percent from the field and 64.3 percent from the free throw line during his rookie season... Missed a total of 50 games... Sat out one game (Jan. 6) with a right ankle sprain... A healthy scratch on the team's inactive list seven times... DNP (Coach's Decision) 13 times... Inactive 29 times while on assignment to the NBA G League's Austin Spurs... Scored in double figures twice... Led the team in steals four times (including ties)... Made his NBA debut on Nov. 6 at Houston, posting four points, eight rebounds, four assists and two steals in 31 minutes... Totaled nine points, five rebounds, three assists and two steals in 23 minutes in his first career start on Dec. 10 vs. New York... Scored a season-high 15 points on Dec. 15 at Portland... **NBA Playoffs:** Inactive all seven games during the Spurs' first round series with the Los Angeles Clippers... **NBA G League (Austin):** Started all 26 games over six assignments with the Austin Spurs and averaged 21.3 points, 8.7 rebounds, 4.8 assists, 1.96 steals and 1.46 blocks in 40.1 minutes while shooting 44.7 percent from the field... Named NBA G League Player of the Month for February 2015 after averaging 22.8 points, 8.8 rebounds and 4.7 assists... Scored in double figures in all 26 games, including 14 games with at least 20 points and one game with at least 30 points... Hauled down double-digit rebounds 10 times... Recorded double-digit assists once... Posted 11 double-doubles.

### COLLEGE CAREER

Played two seasons at UCLA (2012-14)... Appeared in 71 games (70 starts) and averaged 12.2 points, 8.7 rebounds, 5.0 assists and 1.77 steals in 31.6 minutes while shooting 45.2 percent from the field, 37.5 percent from 3-point range and 73.6 percent from the free throw line... Helped lead UCLA to the 2012-13 Pac 12 regular season championship and to the 2013-14 Pac 12 Tournament title, where he was named the Most Outstanding Player... As a sophomore, was named 2013-14 All-Pac 12 First Team and Third Team AP All-American and was a finalist for the Oscar Robertson Trophy, awarded to the nation's most outstanding player... Also became the first Pac 12 player to record at least 200 rebounds and 200 assists in a season and the first UCLA player since Bill Walton in 1973-74 to average at least 10 points, five rebounds and five assists per game... Named to the 2012-13 All-Pac 12 Second Team and Pac 12 All-Freshman Team in his first collegiate season... Scored in double figures 48 times, including eight games with at least 20 points... Recorded 24 double-doubles, including one triple-double (13 points, 12 rebounds, 11 assists) on Nov. 22, 2013 vs. Morehead State.

**Personal:** Born Sept. 20, 1993 in Fairview, N.J.... Nickname is "Slo Mo"... Son of Kyle Sr. and Suzanne Anderson.

## CAREER REGULAR SEASON GAME HIGHS

MIN	39	12/31/18, MEM AT HOU (3X)	FT	8	12/28/17, SAS VS NYK	AST	10	1/4/19, MEM VS BRK
FG	9	12/31/18, MEM AT HOU (3X)	FTA	8	2/12/18, SAS AT UTA (2X)	STL	5	3/8/18, SAS AT GSW (6X)
FGA	14	11/23/18, MEM AT LAC (2X)	OREB	5	11/10/18, MEM VS PHI (2X)	TOV	5	1/3/18, SAS AT PHI
3P	2	12/31/18, MEM AT HOU (3X)	DREB	11	12/12/18, MEM VS POR (3X)	BLK	4	4/3/18, SAS AT LAC
3PA	4	12/31/18, MEM AT HOU (2X)	REB	13	11/12/18, MEM VS UTA (2X)	PTS	20	12/31/18, MEM AT HOU (2X)





# DESMOND BANE

# 22

HEIGHT 6'6"    WEIGHT 215  
POSITION GUARD/FORWARD  
PRIOR TO NBA TCU  
NBA SEASONS ROOKIE

## NCAA Statistics

Season	TM	G	GS	MP	FG	FGA	FG%	3P	3PA	3P%	FT	FTA	FT%	ORB	DRB	TRB	AST	STL	BLK	TOV	PF	PTS	RPG	APG	PPG
2016-17	TCU	39	13	807	102	198	.515	30	79	.380	43	56	.768	27	86	113	38	12	9	39	74	277	2.9	1.0	7.1
2017-18	TCU	33	32	1005	145	269	.539	59	128	.461	64	82	.780	15	119	134	82	31	8	58	76	413	4.1	2.5	12.5
2018-19	TCU	37	37	1315	215	428	.502	68	160	.425	65	75	.867	49	162	211	89	42	20	49	86	563	5.7	2.4	15.2
2019-20	TCU	32	32	1152	197	436	.452	92	208	.442	45	57	.789	46	157	203	124	47	17	74	70	531	6.3	3.9	16.6
CAREER		141	114	4279	659	1331	.495	249	575	.433	217	270	.804	137	524	661	333	132	54	220	306	1784	4.7	2.4	12.7

## PRO CAREER

**NBA Transactions:** Selected by the Boston Celtics with the 30th overall pick in the first round of the 2020 NBA Draft on Nov. 18, 2020... Draft rights acquired by the Memphis Grizzlies from the Boston Celtics as part of a three-team trade also involving the Portland Trail Blazers on Nov. 20, 2020; Memphis traded two future second round picks to Boston and traded cash considerations to Portland; Portland traded Mario Hezonja to Memphis; Boston traded Enes Kanter to Portland... Signed a multi-year contract with the Memphis Grizzlies on Nov. 25, 2020.

## COLLEGE CAREER

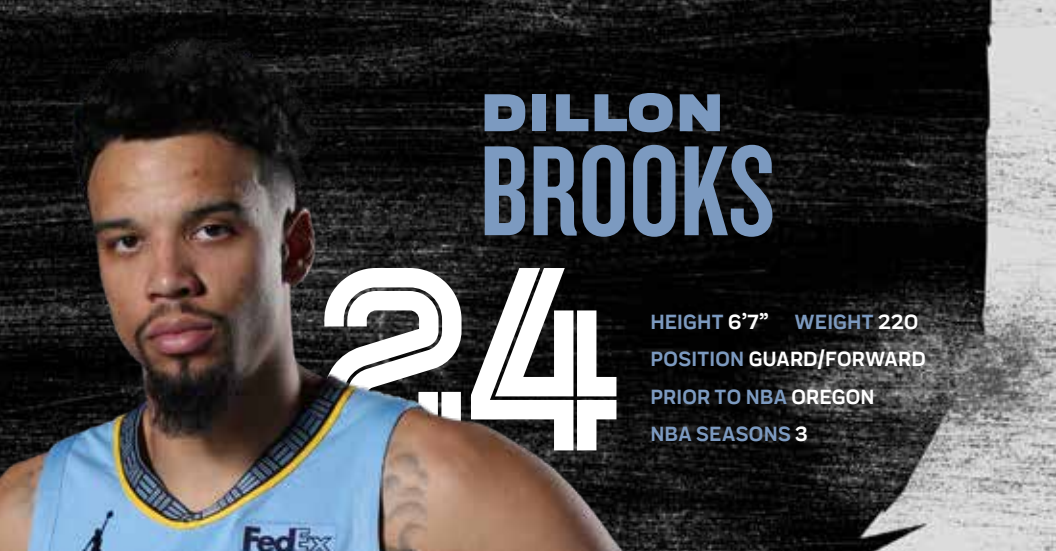
Played four years (2016-20) at Texas Christian University... Appeared in 141 games (114 starts) and averaged 12.6 points, 4.7 rebounds and 2.4 assists in 30.4 minutes while shooting 49.5 percent from the field, 43.3 percent from 3-point range and 80.4 percent from the free throw line... Two-time All-Big 12 selection; named 2019-20 All-Big 12 First Team as a senior and 2018-19 All-Big 12 Second Team as a junior... Top 10 finalist for the 2019-20 Jerry West Shooting Guard of the Year... TCU's all-time leader in wins (84) and games played (141)... Finished his collegiate career ranked third in school history in scoring (1,784), third in field goals made (659), first in 3-pointers made (249) and fifth in 3-point percentage (.433)... Started all 32 games as a senior and averaged 16.6 points (2nd in the Big 12), 6.4 rebounds (10th) and 3.9 assists (7th) in 36.1 minutes (1st) while leading the conference in 3-pointers made (92) and 3-point percentage (.442)... Scored at least 10 points 27 times in 2019-20, including 12 games with at least 20 points and one 30-point performance... Played at least 40 minutes six times.

## PERSONAL

Born June 25, 1998 in Richmond, Ind... Majored in youth advocacy and educational studies at TCU... Played at Seton Catholic High School in Indiana, where he guided his team to three sectional championships and was named Most Outstanding Player at the Bob Wettig Tournament after shooting 84 percent from 3-point range... The all-time leading scorer in Wayne County boys' basketball history, he averaged 24.9 points and scored over 1,900 points during his prep career... Played AAU for Indiana Elite and averaged 30.0 points, 11.5 rebounds, 6.1 assists and 3.2 blocks during his senior season en route to leading the Cardinals to a 23-4 overall record and a regional appearance.

BUSINESS  
OPS  
MEDIA  
COMMUNITY  
HISTORY  
PLAYOFFS  
REVIEW  
OPPONENTS  
NBA  
FEDERATION  
AT A GLANCE





# DILLON BROOKS

# 24

HEIGHT 6'7"    WEIGHT 220  
POSITION GUARD/FORWARD  
PRIOR TO NBA OREGON  
NBA SEASONS 3

## NBA Regular Season Statistics

Season	TM	G	GS	MP	FG	FGA	FG%	3P	3PA	3P%	FT	FTA	FT%	ORB	DRB	TRB	AST	STL	BLK	TOV	PF	PTS	RPG	APG	PPG
2017-18	MEM	82	74	2350	340	772	.440	94	264	.356	124	166	.747	49	208	257	135	73	17	124	233	898	3.1	1.6	11.0
2018-19	MEM	18	0	330	49	122	.402	15	40	.375	22	30	.733	9	22	31	16	10	4	19	50	135	1.7	0.9	7.5
2019-20	MEM	73	73	2112	435	1068	.407	147	411	.358	164	203	.808	68	175	243	150	63	27	124	278	1181	3.3	2.1	16.2
CAREER		173	147	4792	824	1962	.420	256	715	.358	310	399	.777	126	405	531	301	146	48	267	561	2214	3.1	1.7	12.8

## PRO CAREER

**NBA Regular Season:** Three-year NBA veteran has appeared in 173 games (147 starts) with the Memphis Grizzlies... Has averaged 12.8 points, 3.1 rebounds and 1.7 assists in 27.7 minutes while shooting 42.0 percent from the field, 35.8 percent from 3-point range and 77.7 percent from the free throw line... Has officially missed 64 games due to injury... Has scored in double figures 103 times, including 33 games with at least 20 points and five games with at least 30 points... His longest career streak of consecutive games in double figures is 16 (Feb. 26-Aug. 13, 2020).

**NBA Transactions:** Drafted by the Houston Rockets in the second round (45th overall) of the 2017 NBA Draft on June 22, 2017... Draft rights traded by the Houston Rockets on draft night to the Memphis Grizzlies for a 2018 second round draft pick... Signed a multi-year contract with the Memphis Grizzlies on July 21, 2017.

**Honors:** Played for Team World in the Rising Stars Challenge as part of NBA All-Star Weekend 2018 in Los Angeles; the only second round draft pick to participate in the event.

**2019-20 (Memphis):** Started all 73 regular season games and averaged 16.2 points, 3.3 rebounds and 2.1 assists in 28.9 minutes while shooting 40.7 percent from the field, 35.8 percent from 3-point range and 80.8 percent from the free throw line in his third NBA season... The only Grizzlies player to appear in every game; ranked second in the NBA in games played... Set career highs for scoring average, rebounds per game, assists per game and free throw percentage... Scored in double figures 54 times, including 26 games with at least 20 points (20-6 record) and four games with at least 30 points... Totaled 17 points and a career-high nine rebounds on Nov. 4 vs. Houston... Set a career high by making six 3-pointers on Jan. 4 at LA Clippers and matched that total on Jan. 14 vs. Houston... Recorded 31 points and a career-high tying nine rebounds on Jan. 20 vs. New Orleans... Posted a season-high 32 points (12-22 FG, 3-7 3P, 5-5 FT) in a career-high tying 40 minutes on Feb. 28 vs. Sacramento... Finished the regular season on a career-high 16-game streak of scoring in double figures, averaging 19.6 points during that span... Averaged 20.1 points, 3.8 rebounds and 2.8 assists in 32.6 minutes during the Grizzlies' eight-game seeding schedule at Walt Disney World in Orlando... Finished the regular season by scoring 31 points (12-18 FG, 4-7 3P, 3-5 FT) on Aug. 13 vs. Milwaukee... Scored 20 points in 38 minutes in Memphis' play-in game on Aug. 15 vs. Portland.

**2018-19 (Memphis):** Came off the bench in all of his 18 appearances and averaged 7.5 points and 1.7 rebounds in 18.3 minutes while shooting 40.2 percent from the field, 37.5 percent from three-point range and 73.3 percent from the free throw line in his second season with the Grizzlies... Missed 64 games due to injury, including 21 games (Nov. 12-Dec. 21) due to a grade II left MCL sprain suffered on Nov. 10 vs. Philadelphia and the final 43 games of the season (Jan. 7-April 10) after suffering a ruptured ligament in his right big toe on Jan. 5 at San Antonio (underwent season-ending surgery on Jan. 11)... Scored in double figures five times... Scored a season-high 19 points on Dec. 29 vs. Boston... Averaged 11.2 points (.417 FG/.444 3P/.800 FT) in 18.9 minutes in his final five games of the season.

**2017-18 (Memphis):** Appeared in all 82 games (74 starts) and averaged 11.0 points, 3.1 rebounds and 1.6 assists in 28.7 minutes while shooting 44.0 percent from the field, 35.6 percent from three-point range and 74.7 percent from the free throw line during





his rookie season... The only rookie to appear in all 82 games during the 2017-18 regular season... Became the sixth rookie in Grizzlies franchise history to play an entire 82-game schedule (Marc Gasol in 2008-09, O.J. Mayo in 2008-09, Juan Carlos Navarro in 2007-08, Pau Gasol in 2001-02 and Roy Rogers in 1996-97)... Recorded the highest rookie-season scoring average ever by a player from the University of Oregon... Posted the second-highest rookie-season scoring average ever by a Canadian-born player (Andrew Wiggins, 16.7 points in 2014-15)... Led the team outright in games played and starts, becoming the first rookie to do so since O.J. Mayo in 2008-09... Scored in double figures 44 times, including seven games with at least 20 points and one game with at least 30 points... Led the team in scoring seven times, in rebounding twice and in assists twice... Scored 19 points (7-13 FG, 5-7 FT) to go with five rebounds, two assists, four steals and two blocks in 29 minutes in his NBA debut on Oct. 18 vs. New Orleans, the highest-scoring NBA debut ever by a Canadian-born player (previous: Rick Fox, 13 points on Nov. 1, 1991)... Made his first career start on Nov. 4 at LA Clippers and started all of the team's final 74 contests... Named to the 2018 Rising Stars Challenge as a member of the World Team as part of NBA All-Star Weekend, becoming the first rookie to represent the Grizzlies in the contest since Marc Gasol and O.J. Mayo in 2008-09... Recorded 11 points, five rebounds and two assists with a +21 plus-minus in 15:34 in Team World's 155-124 victory over Team USA on Feb. 16 at the STAPLES Center... Scored 29 points (10-18 FG, 5-9 3P, 4-4 FT), including 20 in the fourth quarter, on March 7 at Chicago... Scored 28 points (11-26 FG, 4-9 3P, 2-3 FT) on April 1 at Portland... Recorded 22 points (5-12 FG, 1-4 3P, 11-14 FT), a career-high tying eight rebounds and a career-high eight assists while also setting a career best for free throws made... Scored a career-high 36 points (14-22 FG, 3-7 3P, 5-5 FT) in the regular season finale on April 11 at Oklahoma City, the second-highest rookie scoring total in franchise history (Shareef Abdur-Rahim, 37 points on Jan. 11, 1997) and the highest by a Grizzlies rookie on the road.

## NATIONAL TEAM

A member of Team Canada, led the 2014 U18 FIBA Americas Championship in scoring (25.3 points) and the second-leading scorer at the 2015 U19 FIBA Worlds (18.8 points)... With the senior team, won silver at the 2015 Pan Am Games, averaging 5.0 points in 9.2 minutes.

## COLLEGE CAREER

Played three seasons at the University of Oregon (2014-17)... Appeared in 109 games (98 starts) for the Ducks and averaged 14.8 points, 4.5 rebounds and 2.6 assists in 28.9 minutes while shooting 47.2 percent from the field, 36.2 percent from 3-point range and 79.4 percent from the free throw line... Named the 2017 Pac 12 Player of the Year as a junior... Two-time All-Pac 12 First Team (2016, 2017), two-time Pac-12 All-Tournament Team (2016-17) and Pac-12 All-Freshman selection (2015)... Finished his collegiate career ranked 10th in Oregon history (1,612 points) and the school's career leader in NCAA Tournament scoring (162 points), field goals made (59) and assists (32), and as a junior led the Ducks to their first NCAA Final Four since 1939... Made game-winning shots against Tennessee, UCLA and California during the 2016-17 season... Voted to the Pac 12 All-Freshman Team... Scored in double figures 84 times, including 28 games with at least 20 points and one game with at least 30 points... Recorded five double-doubles.

## PERSONAL

Born Jan. 22, 1996 in Mississauga, Ontario, Canada... Grew up in Canada but played a portion of his high school career at Findlay Prep in Henderson, Nev. where fellow Canadians and future NBA players Tristan Thompson, Cory Joseph and Anthony Bennett also played.

## CAREER REGULAR SEASON GAME HIGHS

MIN	40 2/28/20, MEM VS SAC (2X)	FT	11 4/8/18, MEM VS DET	AST	8 4/8/18, MEM VS DET
FG	14 4/11/18, MEM AT OKC	FTA	14 4/8/18, MEM VS DET	STL	4 1/31/18, MEM AT IND (2X)
FGA	26 8/9/20, MEM AT TOR (3X)	OREB	5 1/20/20, MEM VS NOP	TOV	6 12/28/19, MEM AT DEN
3P	6 1/14/20, MEM VS HOU (2X)	DREB	8 4/8/18, MEM VS DET	BLK	2 1/31/20, MEM AT NOP (9X)
3PA	12 1/10/20, MEM VS SAS	REB	9 1/20/20, MEM VS NOP (2X)	PTS	36 4/11/18, MEM AT OKC





# BRANDON CLARKE

# 15

HEIGHT 6'8" WEIGHT 210

POSITION FORWARD

PRIOR TO NBA GONZAGA

NBA SEASONS 1

## NBA Regular Season Statistics

Season	TM	G	GS	MP	FG	FGA	FG%	3P	3PA	3P%	FT	FTA	FT%	ORB	DRB	TRB	AST	STL	BLK	TOV	PF	PTS	RPG	APG	PPG
2019-20	MEM	58	4	1300	296	479	.618	23	64	.359	85	112	.759	92	253	345	81	32	48	55	100	700	5.9	1.4	12.1
CAREER		58	4	1300	296	479	.618	23	64	.359	85	112	.759	92	253	345	81	32	48	55	100	700	5.9	1.4	12.1

## PRO CAREER

**NBA Regular Season:** Appeared in 58 games (four starts) during his rookie season with the Memphis Grizzlies... Has averaged 12.1 points, 5.9 rebounds and 1.4 assists in 22.4 minutes while shooting an NBA rookie-record 61.8 percent from the field, 35.9 percent from 3-point range and 75.9 percent from the free throw line... Has officially missed 15 games due to injury... Has scored in double figures 40 times, including four games with at least 20 points.

**NBA Transactions:** Selected by the Oklahoma City Thunder in the first round (21st overall) of the 2019 NBA Draft on June 23, 2019... Draft rights traded by the Oklahoma City Thunder to the Memphis Grizzlies for the draft rights to Darius Bazley (23rd overall in 2019) and a future second round draft pick on July 6, 2019... Signed a multi-year contract with the Memphis Grizzlies on July 7, 2019.

**Honors:** 2019-20 NBA All-Rookie First Team... Selected to the World Team for the Rising Stars Challenge as part of NBA All-Star Weekend 2020 in Chicago... 2019 NBA Summer League MVP and 2019 NBA Summer League Finals MVP.

**2019-20 (Memphis):** Appeared in 58 games (four starts) and averaged 12.1 points, 5.9 rebounds and 1.4 assists in 22.4 minutes while shooting 61.8 percent from the field, 35.9 percent from 3-point range and 75.9 percent from the free throw line... Named to the NBA All-Rookie First Team alongside Ja Morant... Finished fourth in NBA Rookie of the Year voting... Ranked fourth in the NBA in field goal percentage and fifth in effective field goal percentage (.642)... Set the NBA rookie record for field goal percentage (among qualifiers), effective field goal percentage and true shooting percentage (.663)... Posted 22 points, eight rebounds and two assists in 24 minutes for the World Team in the 2020 NBA Rising Stars on Feb. 15 as part of 2020 NBA All-Star Weekend... Missed 15 games due to injury, including one game (Nov. 9) due to injury maintenance (back), two games (Dec. 2, Jan. 31) with left hip soreness, three games (Dec. 4-9) with left oblique soreness, one game (Dec. 13) due to injury maintenance (left oblique) and eight games (Feb. 26-March 10) with a right quadriceps strain suffered on Feb. 24 at LA Clippers... Scored in double figures 40 times, including four games with at least 20 points... Grabbed double-digit rebounds six times... Posted three double-doubles... Recorded eight points, seven rebounds, one assist and one block in 23 minutes in his NBA debut on Oct. 23 at Miami... Recorded his first career double-double with 16 points (7-9 FG, 1-1 3P, 1-2 FT) and a career-high 11 rebounds to go with three steals and two blocks in 22 minutes on Nov. 2 vs. Phoenix... Became the first rookie in franchise history to record a double-double with multiple steals and multiple blocks off the bench... Made his first career start on Nov. 4 vs. Houston, tallying a career-high four blocks... Recorded 18 points on perfect shooting (7-7 FG, 4-4 FT) and eight rebounds with a +30 plus-minus on Nov. 6 vs. Minnesota, becoming the first Grizzlies rookie to register a +30 plus-minus rating... Posted 19 points (8-8 FG, 2-2 3P) on Nov. 17 vs. Denver... Scored 25 points (11-14 FG) on Dec. 14 vs. Washington and a career-high 27 points (13-19 FG) on Dec. 18 at Oklahoma City... Tied a career high with 11 rebounds on Nov. 23 vs. LA Lakers, Jan. 12 vs. Golden State, Jan. 24 at Detroit and Feb. 20 at Sacramento... Tied his career high with 27 points (12-14 FG, 3-5 FT) on Feb. 12 vs. Portland... Averaged 12.3 points, 6.6 rebounds and 1.1 assists while shooting 59.2 percent from the field in 26.7 minutes during the Grizzlies' eight-game seeding schedule at Walt Disney World in Orlando... Scored 21 points (7-8 FG, 7-8 FT), setting career highs for free throws made and attempted, in a career-high 34 minutes on July 31 at Portland... Recorded 20 points (8-11 FG, 4-5 3P), four rebounds, three assists and two blocks in 25 minutes in Memphis' play-in game on Aug. 15 vs. Portland.





## COLLEGE CAREER

Played one year at Gonzaga University (2018-19) after playing two years at San Jose State University (2015-17)... Appeared in 37 games (36 starts) for the Bulldogs and averaged 16.9 points, 8.6 rebounds, 1.9 assists, 1.16 steals and 3.16 blocks in 28.1 minutes... Led the nation in field goal percentage (68.7 percent) and total blocks (117) and led Gonzaga to the Elite Eight in the 2019 NCAA Tournament during his lone season with the program, scoring a school tournament-record 36 points in the second round on March 23, 2019 vs. Baylor... With the Bulldogs, he was named West Coast Conference Defensive Player of the Year and was one of four finalists for the Naismith Defensive Player of the Year Award... Also selected to The Wooden Award All-American Team, All-WCC First Team, WCC All-Tournament Team, AP All-American Third Team and NABC District (9) First Team... Also named WCC Newcomer of the Year and earned WCC Player of the Week honors twice... Competed in 61 games (33 starts) at San Jose State and averaged 13.0 points, 7.1 rebounds, 1.9 assists and 1.89 blocks in 27.6 minutes... During his time with the Spartans, he was selected to the All-Mountain West Conference First Team, MWC All-Defensive Team and NABC All-District (17) First Team as a sophomore and the MWC Sixth Man of the Year as a freshman... Scored in double figures 75 times during his collegiate career, including 21 games with at least 20 points and two games with at least 30 points... Grabbed double-digit rebounds 28 times and posted 28 double-doubles.

## PERSONAL

Born Sept. 19, 1996 in Vancouver, British Columbia, Canada... A graduate of Desert Vista High School in Phoenix, Arizona, where he was one of the state's top shot blockers... Led Desert Vista to the Division I state championship game in 2015... Named first-team All-Arizona Division I honoree by The Arizona Republic... Recorded 10 triple-doubles as a high school senior that included points, rebounds and blocks... Registered 15.0 points, 7.0 rebounds, 4.0 assists and 4.0 blocks as a junior.

INTRO

PLAYERS

EXECUTIVE

BASKETBALL OPS

BUSINESS OPS

MEDIA

COMMUNITY

HISTORY

PLAYOFFS

REVIEW

OPPONENTS

NBA

## CAREER REGULAR SEASON GAME HIGHS

MIN	34 7/31/20, MEM AT POR	FT	7 7/31/20, MEM AT POR	AST	5 12/28/19, MEM AT DEN
FG	13 12/18/19, MEM AT OKC	FTA	8 7/31/20, MEM AT POR	STL	3 1/29/20, MEM AT NYK (2X)
FGA	19 12/18/19, MEM AT OKC	OREB	8 2/21/20, MEM AT LAL	TOV	4 11/13/19, MEM AT CHA
3P	2 8/9/20, MEM AT TOR (5X)	DREB	10 1/24/20, MEM AT DET	BLK	4 11/4/19, MEM VS HOU
3PA	4 8/9/20, MEM AT TOR	REB	11 2/20/20, MEM AT SAC (4X)	PTS	27 2/12/20, MEM VS POR (2X)





# GORGUI DIENG

# 14

HEIGHT 6'10" WEIGHT 252

POSITION CENTER

PRIOR TO NBA LOUISVILLE

NBA SEASONS 7

## NBA Regular Season Statistics

Season	TM	G	GS	MP	FG	FGA	F6%	3P	3PA	3P%	FT	FTA	FT%	ORB	DRB	TRB	AST	STL	BLK	TOV	PF	PTS	RPG	APG	PPG
2013-14	MIN	60	15	818	113	227	.498	1	1	1.000	59	93	.634	103	197	300	39	30	50	54	108	286	5.0	0.7	4.8
2014-15	MIN	73	49	2193	259	512	.506	1	6	.167	191	244	.783	223	386	609	146	71	126	126	188	710	8.3	2.0	9.7
2015-16	MIN	82	39	2220	308	579	.532	6	20	.300	205	248	.827	157	428	585	143	94	96	140	219	827	7.1	1.7	10.1
2016-17	MIN	82	82	2653	332	661	.502	16	43	.372	136	167	.814	188	459	647	158	88	95	107	254	816	7.9	1.9	10.0
2017-18	MIN	79	0	1333	186	388	.479	19	61	.311	79	102	.775	106	254	360	71	45	39	59	147	470	4.6	0.9	5.9
2018-19	MIN	76	2	1031	189	377	.501	19	56	.339	88	106	.830	81	230	311	72	48	41	57	134	485	4.1	0.9	6.4
2019-20	TOT	63	17	1096	166	364	.456	54	152	.355	78	101	.772	91	263	354	73	51	59	60	124	464	5.6	1.2	7.4
2019-20	MIN	46	17	778	124	277	.448	46	120	.383	47	59	.797	73	183	256	58	37	42	44	89	341	5.6	1.3	7.4
2019-20	MEM	17	0	318	42	87	.483	8	32	.250	31	42	.738	18	80	98	15	14	17	16	35	123	5.8	0.9	7.2
CAREER		515	204	11344	1553	3108	.500	116	339	.342	836	1061	.788	949	2217	3166	702	427	506	603	1174	4058	6.1	1.4	7.9

## NBA Playoff Statistics

Season	TM	G	GS	MP	FG	FGA	F6%	3P	3PA	3P%	FT	FTA	FT%	ORB	DRB	TRB	AST	STL	BLK	TOV	PF	PTS	RPG	APG	PPG
2017-18	MIN	5	0	70	6	18	.333	2	5	.400	3	4	.750	3	15	18	4	2	4	1	6	17	3.6	0.8	3.4
CAREER		5	0	70	6	18	.333	2	5	.400	3	4	.750	3	15	18	4	2	4	1	6	17	3.6	0.8	3.4

## PRO CAREER

**NBA Regular Season:** Seven-year NBA veteran has appeared in 515 games (204 starts) for the Minnesota Timberwolves and Memphis Grizzlies... Has averaged 7.9 points, 6.1 rebounds and 1.4 assists in 22.0 minutes while shooting 50.0 percent from the field, 34.2 percent from 3-point range and 78.8 percent from the free throw line... Has officially missed 12 games due to injury... Missed two games due to personal reasons... Not with team once due to a pending trade... DNP (Coach's Decision) 32 times... Missed two games as a healthy scratch on the team's inactive list... Has scored in double figures 193 times, including 17 games with at least 20 points... Has grabbed double-digit rebounds 91 times, including three games with at least 20 rebounds... Has posted 68 double-doubles, including one game with at least 20 points and 20 rebounds... His longest streak of consecutive games scoring in double figures is 10 (Jan. 25-Feb. 19, 2016)... His longest streak of consecutive games with double-digit rebounds is five (Feb. 3-19, 2016)... His longest streak of consecutive double-doubles is five (Feb. 3-19, 2016).

**NBA Playoffs:** Has appeared in five postseason games as a reserve for the Minnesota Timberwolves and has averaged 3.4 points and 3.6 rebounds in 14.0 minutes.

**NBA Transactions:** Selected by the Utah Jazz with the 21st overall pick in the first round of the 2013 NBA Draft on June 27, 2013... Draft rights traded by the Utah Jazz with the draft rights to Shabazz Muhammad (14th overall) to the Minnesota Timberwolves for the draft rights to Trey Burke (ninth overall) on June 27, 2013... Signed a multi-year contract with the Minnesota Timberwolves on July 13, 2013... Signed a multi-year contract extension with the Minnesota Timberwolves on Oct. 31, 2016... As part of a three-team trade, traded by the Minnesota Timberwolves to the Memphis Grizzlies on Feb. 6, 2020; Memphis traded Jae Crowder, Solomon Hill and Andre Iguodala to the Miami Heat; Miami traded Justise Winslow and Dion Waiters to Memphis and traded James Johnson to Minnesota.

**2019-20 (Minnesota/Memphis):** Split his seventh NBA season between the Minnesota Timberwolves and Memphis Grizzlies... Appeared in 63 games (17 starts) overall and averaged 7.2 points, 5.6 rebounds and 1.2 assists in 17.4 minutes while shooting 45.6 percent from the field, 35.5 percent from 3-point range and 77.2 percent from the free throw line... Set a career high for 3-pointers made (54) and attempted (152)... Missed nine games, including eight as a DNP (Coach's Decision) and one (Feb. 7) due to a pending trade... Saw action in 46 games (17 starts) for Minnesota and averaged 7.4 points, 5.6 rebounds and 1.3 assists in 16.9 minutes before he was acquired by Memphis in a three-team trade on Feb. 6 that also sent Justise Winslow and Dion Waiters from Miami to Memphis... Competed in 17 games as a reserve for the Grizzlies and averaged 7.2 points, 5.8 rebounds and 1.00 blocks in 18.7 minutes... Scored in double figures 24 times, including two games with at least 20 points... Grabbed double-digit rebounds 10 times, including one game with at least 20 rebounds... Posted nine double-doubles... Passed Wally Szczerbiak (438 games) for fourth in Timberwolves franchise history in games played on Nov. 11 at Detroit... Passed Sam Mitchell (3,030) for fourth in Timberwolves franchise history





in rebounds on Jan. 17 at Indiana... Scored 18 points, including a career-high four 3-pointers made, on Dec. 20 at Denver... Registered 11 points and a season-high 20 rebounds on Dec. 30 vs. Brooklyn... Recorded season highs for points (22), threes made (career-high tying 4), assists (6) and blocks (4) to go with 13 rebounds on Jan. 5 at Cleveland... Tied his career high for threes made (4) on Jan. 11 at Houston... Tallied seven points, three rebounds, two assists, two steals and one block in 13 minutes in his Grizzlies debut on Feb. 12 vs. Portland... Totaled 14 points, 10 rebounds and a season-high four blocks on Feb. 24 at LA Clippers... Posted his 500th career block on March 4 at Brooklyn... Averaged 7.2 points and 3.6 rebounds in 16.9 minutes in five appearances during the Grizzlies' eight-game seeding schedule at Walt Disney World in Orlando.

**2018-19 (Minnesota):** Appeared in 76 games (two starts) during his sixth NBA season and averaged 6.4 points and 4.1 rebounds in 13.6 minutes while shooting 50.1 percent from the field, 33.9 percent from 3-point range and 83.0 percent from the free throw line... Missed six games... Not with team two games (Feb. 22-23) due to personal reasons... DNP (Coach's Decision) four times... Scored in double figures 16 times... Grabbed double-digit rebounds three times... Posted two double-doubles... Blocked a season-high three shots on Nov. 21 vs. Denver... Pulled down a season-best 11 rebounds on Jan. 4 vs. Orlando and April 10 at Denver... Scored a season-high 19 points on April 5 vs. Miami... Started the final two games of the season (April 9-10), ending a string of 153 consecutive appearances as a reserve.

**2017-18 (Minnesota):** Competed in 79 games, all as a reserve, during his fifth NBA season and averaged 5.9 points and 4.6 rebounds in 16.9 minutes while shooting 47.9 percent from the field, 31.1 percent from 3-point range and 77.5 percent from the free throw lines... Missed three games (Nov. 11-15) with a sprained right index finger, ending his streak of consecutive games played at 175... Scored in double figures 17 times... Grabbed double-digit rebounds twice... Posted two double-doubles... Hauled in a season-high 11 rebounds on Nov. 5 vs. Charlotte and March 24 at Philadelphia... Registered season highs with 19 points, five assists, four steals and 37 minutes on Nov. 29 at New Orleans... Passed Rasho Nesterovic (373) for second in franchise history in blocks on Dec. 23 at Phoenix and recorded his 400th career block on March 23 at New York... Scored his 3000th career point on Feb. 7 at Cleveland... **NBA Playoffs:** Appeared in all five postseason games during the Timberwolves' first-round series against the Houston Rockets and averaged 3.4 points and 3.6 rebounds in 14.0 minutes.

**2016-17 (Minnesota):** Started all 82 games during his fourth NBA season and averaged 10.0 points, 7.9 rebounds, 1.9 assists, 1.08 steals and 1.16 blocks in a career-high 32.4 minutes while shooting 50.2 percent from the field, 37.2 percent from 3-point range and 81.4 percent from the free throw line... One of three Timberwolves (Karl-Anthony Towns, Andrew Wiggins) and five NBA players (Marcin Gortat, Jeff Teague) to play and start in all 82 games during the 2016-17 season... Ranked 25th in the NBA in rebounding, 26th in field goal percentage and 23rd in blocks... Scored in double figures 45 times, including three games with at least 20 points... Grabbed double-digit rebounds 21 times... Posted 13 double-doubles... Had a season-high seven assists to go with 12 points and 11 rebounds on Nov. 9 at Orlando... Scored a season-high 21 points on Jan. 15 at Dallas... Totaled a season-high 15 rebounds on March 30 vs. LA Lakers.

**2015-16 (Minnesota):** Appeared in all 82 games (39 starts) during his third NBA season and averaged a career-high 10.1 points, 7.1 rebounds, 1.7 assists, a career-high 1.15 steals and 1.17 blocks in 27.1 minutes while shooting a career-high 53.2 percent from the field (10th in the NBA) and a career-best 82.7 percent from the free throw line... Started the final 36 contests and averaged 12.7 points, 8.0 rebounds and 2.3 assists in 31.3 minutes over that stretch... Scored a career-high 25 points (11-11 FT) on March 11 at Oklahoma City... Contributed 20 points and a season-high 15 rebounds on Jan. 29 at Utah... Tied his career high with six blocks on Jan. 12 vs. Oklahoma City... Recorded a career-high 10 straight games scoring in double figures (Jan. 25-Feb. 19)... Posted a career-high five straight games with double-digit rebounds and five straight double-doubles from Feb. 3-19... Put together a run of four straight multi-steal, multi-block games from March 7-14, the longest such streak in the NBA this season.

**2014-15 (Minnesota):** Competed in 73 games (49 starts) in his second NBA season and averaged 9.7 points, a career-high 8.3 rebounds, 2.0 assists and a career-high 1.73 blocks in 30.0 minutes while shooting 50.6 percent from the field and 78.3 percent from the free throw line... Ranked 21st in the NBA in rebounding and 12th in blocks... Missed the final nine games of the season (March 30-April 15) with concussion-like symptoms... Scored 14 points with four rebounds and three assists in the BBVA Rising Stars Challenge on Feb. 13 at NBA All-Star Weekend 2015 in New York... Had a career-high five steals on Nov. 19 vs. New York... Dealt a career-high eight assists on Nov. 28 at LA Lakers... Posted a season-high 22 points and 12 rebounds on Jan. 5 vs. Denver... Pulled down a season-high 18 rebounds on Jan. 26 at Oklahoma City... Blocked a career-high six shots in a career-high 48 minutes on March 19 at New York.

**2013-14 (Minnesota):** Appeared in 60 games (15 starts) during his rookie season and averaged 4.8 points and 5.0 rebounds in 13.6 minutes while shooting 49.8 percent from the field and 63.4 percent from the free throw line... Missed 22 games... DNP (Coach's Decision) 20 times... A healthy scratch on the team's inactive list twice... Selected to the NBA All-Rookie Second Team... Named Western Conference Rookie of the Month for March... Scored in double figures 13 times, including two games with at least 20 points... Grabbed double-digit rebounds 10 times, including two games with at least 20 rebounds... Started 15 of the final 18 games and averaged 12.0 points and 11.3 rebounds in 30.2 minutes while shooting 52.8 percent and collecting nine double-doubles... Became the fifth player in Timberwolves history (Kevin Garnett, Tom Gugliotta, Al Jefferson, Kevin Love) to record a 20-point, 20-rebound game by posting a season-high 22 points and a career-high 21 rebounds on March 20 at Houston... Also became the fourth rookie in 20 years to accomplish that feat (Tim Duncan, Joe Smith, DeJuan Blair)... Made the game-winning basket on 4.6 seconds left on April 11, capping a 12-point, 20-rebound performance.





# GORGUI DIENG

PLAYERS

## NATIONAL TEAM

**FIBA Senior Team Events:** Played six games with Senegal during the 2018 Africa Qualifiers and averaged 18.3 points and 8.5 rebounds in 32.9 minutes... Led Senegal to a third-place finish in AfroBasket 2017 in Tunisia, averaging 14.2 points and 6.8 rebounds in six contests... Averaged tournament highs with 22.9 points and 14.9 rebounds for Senegal in AfroBasket 2015... Helped Senegal reach the knockout stage in the 2014 FIBA World Cup in Spain, averaging 16.0 points and 10.7 rebounds.

**Non-FIBA Events:** Totaled 16 points, 11 rebounds, five steals and hit the game-winning 3-pointer at the buzzer in leading Senegal to a 66-65 victory over Team USA Midwest in the 2009 Nike Global Challenge in Oregon on Aug. 8, 2009.

## COLLEGE CAREER

Played three seasons at the University of Louisville (2010-13)... Appeared in 102 games (81 starts) and averaged 8.3 points, 7.9 rebounds, 1.2 assists, 1.02 steals and 2.61 blocks in 27.3 minutes while shooting 54.6 percent from the field and 64.0 percent from the free throw line... Named 2012-13 Big East Defensive Player of the Year and selected to the 2012-13 Big East First Team... Helped lead the Cardinals to the 2013 NCAA Championship by averaging 8.7 points, 7.3 rebounds and 2.50 blocks in six NCAA Tournament games... As a junior, led the Big East in rebounding (10.8) and ranked second in blocks (2.52)... As a sophomore, ranked third in the conference in rebounding (9.1) and first in blocks (3.2, 8th in the nation)... His 128 blocks during his sophomore year set a new Louisville single-season record.

## PERSONAL

Born Jan. 18, 1990 in Kebemer, Senegal... The son of Momar Dieng and Seynabou Diagne, he has seven brothers and sisters... Speaks five languages (Spanish, French, Italian, English and his native Wolof)... Majored in communication at Louisville... Honored at The White House on June 23, 2013 as President Obama welcomed the 2013 NCAA champion Louisville Cardinals... Averaged 15.4 points, 12.6 rebounds and 7.2 blocks as a senior at Huntington St. Joseph Prep in Huntington, W.Va.... Enjoys playing video games in his spare time... In partnership with MATTER, he launched The Gorgui Dieng Foundation to further healthcare access, healthy food, sustainable farming and athletic camps in his home country of Sénégal... Worked alongside MATTER and the Roger & Nancy McCabe Foundation to donate older generation medical equipment and materials that were still in working order and are put to good use in facilities which lack even basic health care supplies such as quality hospital beds, operating room lights and baby incubators.

## CAREER REGULAR SEASON GAME HIGHS

<b>MIN</b>	<b>48</b> 3/19/15, MIN AT NYK	<b>FT</b>	<b>11</b> 3/11/16, MIN AT OKC	<b>AST</b>	<b>8</b> 11/28/14, MIN AT LAL
<b>FG</b>	<b>10</b> 1/15/17, MIN AT DAL (4X)	<b>FTA</b>	<b>11</b> 3/11/16, MIN AT OKC (2X)	<b>STL</b>	<b>5</b> 11/19/14, MIN VS NYK
<b>FGA</b>	<b>7</b> 4/10/19, MIN AT DEN	<b>OREB</b>	<b>10</b> 4/11/14, MIN VS HOU	<b>TOV</b>	<b>6</b> 12/26/15, MIN VS IND (3X)
<b>3P</b>	<b>4</b> 1/11/20, MIN AT HOU (3X)	<b>DREB</b>	<b>14</b> 12/30/19, MIN VS BRK (2X)	<b>BLK</b>	<b>6</b> 1/12/16, MIN VS OKC (2X)
<b>3PA</b>	<b>7</b> 12/26/19, MIN AT SAC (2X)	<b>REB</b>	<b>21</b> 3/20/14, MIN AT HOU	<b>PTS</b>	<b>25</b> 3/11/16, MIN AT OKC





# JAREN JACKSON JR.

# 13

HEIGHT 6'11"    WEIGHT 242  
POSITION FORWARD/CENTER  
PRIOR TO NBA MICHIGAN STATE  
NBA SEASONS 2

## NBA Regular Season Statistics

Season	TM	G	GS	MP	FG	FGA	FG%	3P	3PA	3P%	FT	FTA	FT%	ORB	DRB	TRB	AST	STL	BLK	TOV	PF	PTS	RPG	APG	PPG
2018-19	MEM	58	56	1515	298	589	.506	51	142	.359	151	197	.766	73	199	272	64	52	82	98	220	798	4.7	1.1	13.8
2019-20	MEM	57	57	1622	353	753	.469	145	368	.394	139	186	.747	55	207	262	78	40	92	99	232	990	4.6	1.4	17.4
CAREER		115	113	3137	651	1342	.485	196	510	.384	290	383	.757	128	406	534	142	92	174	197	452	1788	4.6	1.2	15.5

## PRO CAREER

**NBA Regular Season:** Two-year veteran has appeared in 115 games (113 starts) for the Memphis Grizzlies... Has averaged 15.5 points, 4.6 rebounds, 1.2 assists and 1.51 blocks in 27.3 minutes while shooting 48.5 percent from the field, 38.4 percent from 3-point range and 75.7 percent from the free throw line... Has officially missed 39 games due to injury and one game due to a league suspension... Has scored in double figures 71 times, including 35 games with at least 20 points, four games with at least 30 points and one game with at least 40 points... Has grabbed double-digit rebounds five times... Has posted five double-doubles... Has recorded multiple blocks in a game 48 times... His career high for consecutive games scoring in double figures is 22 (Dec. 20, 2019-Feb. 5, 2020)... His career high for consecutive games with a 3-pointer made is 29 (Nov. 17, 2019-Jan. 14, 2020)... His career high for consecutive games with a block is 11 (Jan. 20-Feb. 12, 2020).

**NBA Transactions:** Selected by the Memphis Grizzlies in the first round (fourth overall) of the 2018 NBA Draft on June 21, 2018... Signed a multi-year contract with the Memphis Grizzlies on July 1, 2018.

**Honors:** Selected to the U.S. Team in the Rising Stars Challenge as part of NBA All-Star Weekend 2020 in Chicago... 2018-19 NBA All-Rookie First Team... Played for the U.S. Team in the Rising Stars Challenge as part of NBA All-Star Weekend 2019 in Charlotte.

**2019-20 (Memphis):** Started all 57 of his appearances during his second NBA season and averaged 17.4 points, 4.6 rebounds, 1.4 assists and 1.61 blocks in 28.5 minutes while shooting 46.9 percent from the field, 39.4 percent from 3-point range and 74.7 percent from the free throw line... Selected to the 2020 Rising Stars Challenge as part of 2020 NBA All-Star Weekend in Chicago and registered 12 points and seven rebounds in 20 minutes to lead the U.S. Team to a 151-131 win over the World Team on Feb. 15... Ranked 10th in the NBA in blocks per game... Missed 16 games... Sideline 15 games due to injury, including one game (Nov. 4) with right knee soreness, nine games (Feb. 24-March 10) with a left knee sprain sustained on Feb. 21 at LA Lakers and five games (Aug. 5-13) due to a meniscus tear in his left knee suffered on Aug. 3 at New Orleans... Not with team one game (Jan. 31) due to a league suspension... Scored in double figures 43 times, including 21 games with at least 20 points, two games with at least 30 points and one game with at least 40 points... Grabbed double-digit rebounds three times... Posted three double-doubles... Became the fourth player in NBA history to average at least 2.5 3-pointers made per game and 1.00 blocks per game (qualified for the NBA's minutes per game leaderboard), joining Kevin Durant (twice), Danny Granger and Paul Pierce... Averaged 2.8 threes made and 2.00 blocks in his final 36 contests, making multiple threes in 30 of those 36 games... Recorded 24 points and a career-high five assists in a season-high 38 minutes on Nov. 11 vs. San Antonio... Scored 31 points on Dec. 2 vs. Indiana, setting a career high for free throws made (9-9 FT)... Scored a career-high 43 points (14-21 FG, 9-15 3P, 6-9 FT) in 29 minutes on Dec. 13 vs. Milwaukee, setting franchise records for points in a single quarter (26, 3Q) and single half (34, 2H), field goals made in a single quarter (9, 3Q) and single half (12, 2H) and 3-pointers made in a single quarter (7, 3Q) and single half (8, 2H)... He also tied the single-game franchise record for threes made (Mike Miller, twice), became the youngest player (20 years, 89 days) in NBA history to make at least nine threes in a game and became the youngest player in 10 years to score at least 40 points (Brandon Jennings, 55 points on Nov. 14, 2009 at 20 years, 52 days)... Registered 14 points and a career-high 12 rebounds on Dec. 29 vs. Charlotte... Made multiple 3-pointers in 13 consecutive games from Dec. 20-Jan. 14, tying Mike Miller's franchise-record streak... Tied a career high with seven blocks on Jan. 28 vs. Denver... Averaged 25.3 points, 2.7 rebounds, 1.33 steals and 1.67 blocks in 36.7 minutes in three appearances during the Grizzlies' eight-game seeding schedule at Walt Disney World in

BUSINESS  
OF'S

MEDIA

COMMUNITY

HISTORY

PLAYOFFS

REVIEW

OPPONENTS

NBA

FEDERATION

AT A GLANCE





# JAREN JACKSON JR.

PLAYERS

Orlando... Recorded 33 points (10-22 FG, 6-15 3P, 7-9 FT) in a career-high tying 43 minutes in the team's first seeding game on July 31 at Portland... Scored 21 points on Aug. 2 vs. San Antonio and 22 points on Aug. 3 at New Orleans before being diagnosed with a season-ending torn meniscus in his left knee.

**2018-19 (Memphis):** Appeared in 58 games (56 starts) as a rookie and averaged 13.8 points, 4.7 rebounds, 1.1 assists and 1.41 blocks in 26.1 minutes while shooting 50.6 percent from the field, 35.9 percent from three-point range and 76.6 percent from the free throw line... Missed 24 games due to injury, including two games (Feb. 1, Feb. 22) with right quad soreness and the final 22 games of the season (Feb. 22-April 10) with a right deep thigh bruise... Selected to the 2019 MTN DEW ICE Rising Stars Challenge as part of 2019 NBA All-Star Weekend and recorded 10 points and six rebounds in 15:32 as a member of Team USA on Feb. 15... Scored in double figures 43 times, including 11 games with at least 20 points and one game with at least 30 points... Has grabbed double-digit rebounds twice... Posted two double-doubles... Tied a career high with four steals on Jan. 5 at San Antonio... Recorded a career-best 36 points (13-22 FG, 3-7 3P, 7-7 FT) in a career-high 43 minutes in a double-overtime victory on Nov. 30 at Brooklyn, converting a four-point play and sinking a game-tying three-pointer in the final 30 seconds of regulation to send the game into the first of two overtimes... At 19 years and 76 days old, became the third-youngest player in NBA history (behind LeBron James and Kevin Durant) to score at least 35 points in a game and became one of four active players (James, Durant, Devin Booker) to register a 35-point game before their 20th birthdays... Totaled 16 points (6-6 FG, 4-4 3P) and a career-high seven blocks, which tied the franchise rookie record (Pau Gasol, Bryant Reeves) on Nov. 25 vs. New York... Recorded his first career double-double with 10 points and 11 rebounds to go with five blocks on Nov. 12 vs. Utah, becoming the first Grizzlies rookie to notch a double-double with at least five blocks since Pau Gasol (March 15, 2002)... Had 11 points and seven rebounds in 27 minutes in his first career start on Oct. 22 at Utah... Recorded 24 points off the bench in his second career game (and home debut) on Oct. 19 vs. Atlanta... Became the youngest player in franchise history to appear in a game (at 19 years and 32 days old) when he totaled 10 points, five rebounds, three steals and one block in 25 minutes in his NBA debut on Oct. 17 at Indiana.

## NATIONAL CAREER

A member of the USA Junior National Select Team that participated in the 2017 Nike Hoop Summit in Portland, Oregon... Helped the United States win the gold medal at the 2016 FIBA U17 World Cup.

## COLLEGE CAREER

Played one season at Michigan State University (2017-18)... Appeared in 35 games (34 starts) in his lone season with the Spartans and averaged 10.9 points, 5.8 rebounds, 1.1 assists and 3.03 blocks in 21.8 minutes while shooting 51.3 percent from the field, 39.6 percent from three-point range and 79.7 percent from the free throw line... Became the second player to be named Big Ten Freshman and Defensive Player of the Year in the same year (Greg Oden)... Selected to the All-Big Ten Third Team and to the Big Ten All-Defensive Team by the coaches and media... Named Big Ten Freshman of the Week four times... Led the Spartans and ranked seventh in the nation in blocks per game, and his 106 blocks set the school single-season record... Scored in double figures 25 times, including two games with at least 20 points... Scored a career-high 27 points on Feb. 13 at Minnesota... Grabbed double-digit rebounds six times... Hauled in a career-high 13 rebounds on Nov. 10 vs. North Florida in his collegiate debut and matched that total on Dec. 9 vs. Southern Utah... Posted six double-doubles... Set a school record with a career-high eight blocks on Dec. 5 vs. Rutgers.

## PERSONAL

Born Sept. 15, 1999 in Plainfield, N.J. and grew up in Carmel, Ind. outside Indianapolis... Son of Terri and Jaren Jackson Sr... Jaren Sr. played for nine teams over his 12-year pro career, winning the 1999 NBA Championship as a member of the San Antonio Spurs... Terri is director of operations for the Women's National Basketball Players Association (WNBA)... Majored in communications at Michigan State... A 2017 McDonald's and Jordan Brand All-American... Played for La Lumiere as a prep senior, leading the team to a 29-1 record and the MaxPreps Independent Top 10 National Championship... Attended Park Tudor High School, leading the school to the 2016 Class 3A regional semifinals (20-5 record) and back-to-back Indiana Class 2A state championships in 2014 (24-4) and 2015 (26-2).

## CAREER REGULAR SEASON GAME HIGHS

MIN	43	7/31/20, MEM AT POR (2X)	FT	9	12/2/19, MEM VS IND	AST	5	11/11/19, MEM AT SAS
FG	14	12/13/2019, MEM VS MIL	FTA	10	12/21/19, MEM VS SAC (2X)	STL	4	1/5/19, MEM AT SAS (2X)
FGA	22	11/30/18, MEM AT BRK	OREB	5	2/3/19, MEM AT NYK (2X)	TOV	5	2/7/19, MEM AT OKC (2X)
3P	9	12/13/19, MEM VS MIL	DREB	11	12/29/19, MEM VS CHI	BLK	7	1/28/20, MEM VS DEN (2X)
3PA	15	12/13/19, MEM VS MIL	REB	12	12/29/19, MEM VS CHI	PTS	43	12/13/19, MEM VS MIL





# TYUS JONES

# 21

HEIGHT 6'0"    WEIGHT 196  
POSITION GUARD  
PRIOR TO NBA DUKE  
NBA SEASONS 5

### NBA Regular Season Statistics

Season	TM	G	GS	MP	FG	FGA	FG%	3P	3PA	3P%	FT	FTA	FT%	ORB	DRB	TRB	AST	STL	BLK	TOV	PF	PTS	RPG	APG	PPG
2015-16	MIN	37	0	573	56	156	.359	16	53	.302	28	39	.718	7	40	47	108	31	3	33	33	156	1.3	2.9	4.2
2016-17	MIN	60	0	774	75	181	.414	26	73	.356	33	43	.767	10	57	67	156	48	5	38	50	209	1.1	2.6	3.5
2017-18	MIN	82	11	1467	150	328	.457	45	129	.349	71	81	.877	16	116	132	232	95	6	59	110	416	1.6	2.8	5.1
2018-19	MIN	68	23	1560	185	446	.415	40	126	.317	58	69	.841	23	111	134	327	81	5	47	78	468	2.0	4.8	6.9
2019-20	MEM	65	6	1232	197	429	.459	47	124	.379	43	58	.741	9	94	103	285	59	6	55	44	484	1.6	4.4	7.4
CAREER		312	40	5606	663	1540	.431	174	505	.345	233	290	.803	65	418	483	1108	314	25	232	315	1733	1.5	3.6	5.6

### NBA Playoff Statistics

Season	TM	G	GS	MP	FG	FGA	FG%	3P	3PA	3P%	FT	FTA	FT%	ORB	DRB	TRB	AST	STL	BLK	TOV	PF	PTS	RPG	APG	PPG
2017-18	MIN	4	0	55	2	7	.286	0	2	.000	0	0	--	0	9	9	8	1	0	1	0	4	2.3	2.0	1.0
CAREER		4	0	55	2	7	.286	0	2	.000	0	0	--	0	9	9	8	1	0	1	0	4	2.3	2.0	1.0

### NBA G League Statistics

Season	TM	G	GS	MP	FG	FGA	FG%	3P	3PA	3P%	FT	FTA	FT%	ORB	DRB	TRB	AST	STL	BLK	TOV	PF	PTS	RPG	APG	PPG
2015-16	IDA	6	6	211	58	119	.487	20	47	.326	12	13	.923	4	19	23	30	9	1	14	13	148	3.8	5.0	24.7
CAREER		6	6	211	58	119	.487	20	47	.326	12	13	.923	4	19	23	30	9	1	14	13	148	3.8	5.0	24.7

### PRO CAREER

**NBA Regular Season:** Five-year NBA veteran has appeared in 312 games (40 starts) for the Minnesota Timberwolves and Memphis Grizzlies... Has averaged 5.6 points, 1.5 rebounds, 3.6 assists and 1.01 steals in 18.0 minutes while shooting 43.1 percent from the field, 34.5 percent from 3-point range and 80.3 percent from the free throw line... Has officially missed 22 games due to injury... DNP (Coach's Decision) 40 times... Has missed 18 games as a healthy scratch on the team's inactive list... Away from the team nine games while on assignment to the NBA G League... Has scored in double figures 41 times... Has recorded double-digit assists seven times... Has posted five double-doubles... His longest streak of consecutive games scoring in double figures is six (Jan. 29-Feb. 9, 2020)... Has led the NBA in assist-to-turnover ratio in each of the past two seasons, including a league-record 6.96-to-1 mark during the 2018-19 season.

**NBA Playoffs:** Has come off the bench in four postseason games and has averaged 1.0 points, 2.3 rebounds and 2.0 assists in 13.8 minutes for the Minnesota Timberwolves... DNP (Coach's Decision) once.

**NBA G League:** Has started all of his six games in one NBA G League season and has averaged 24.7 points, 3.8 rebounds, 5.0 assists and 1.50 steals in 35.2 minutes while shooting 48.7 percent from the field, 42.6 percent from 3-point range and 92.3 percent from the free throw line for the Idaho Stampede... Scored in double figures six times, including five games with at least 20 points and one game with at least 30 points.

**NBA Transactions:** Selected by the Cleveland Cavaliers with the 24th overall pick in the first round of the 2015 NBA Draft on June 25, 2015... Draft rights traded by the Cleveland Cavaliers to the Minnesota Timberwolves for the draft rights to Rakeem Christmas, the draft rights to Cedi Osman and a 2019 second round draft pick on June 25, 2019... Signed a multi-year contract with the Minnesota Timberwolves on July 2, 2015... Signed a multi-year contract with the Memphis Grizzlies on July 11, 2019.

**Honors:** Named 2016 Summer League MVP.

BUSINESS  
OF'S  
MEDIA  
COMMUNITY  
HISTORY  
PLAYOFFS  
REVIEW  
OPPONENTS  
NBA  
FEDERATION  
AT A GLANCE





## TYUS JONES

**2019-20 (Memphis):** Appeared in 65 games (six starts) during his fifth NBA season and averaged a career-high 7.4 points, 1.6 rebounds and 4.4 assists in 19.0 minutes while shooting a career-high 45.9 percent from the field, a career-high 37.9 percent from 3-point range and 74.1 percent from the free throw line... Led the NBA in assist-to-turnover ratio (5.18) for the second straight season... Made a career-high 47 3-pointers... Missed eight games (July 31-Aug. 13) due to right knee soreness... Shot 50.0 percent from the field and 44.7 percent from 3-point range in the final 40 games... Scored in double figures 17 times... Started and recorded 15 points and seven assists in his Grizzlies debut on Oct. 23 at Miami... Posted 12 points, four rebounds, seven assists, one steal and one block in 25 minutes on Dec. 1 at Minnesota in his first game against his former team... Dished out a season-high nine assists on Dec. 14 vs. Washington... Scored a career-high 19 points (8-8 FG, 3-3 3P) on Feb. 5 at Dallas, setting a career high for field goals made... Scored in double figures in a career-high six consecutive games from Jan. 29-Feb. 9... Recorded 15 points and a season-high tying nine assists with a season-high four steals on March 2 at Atlanta... Scored 18 points (6-13 FG, 5-6 3P, 1-1 FT), setting a career high for 3-pointers made, on March 4 at Brooklyn... Sideline during the Grizzlies' eight-game seeding schedule at Walt Disney World in Orlando due to right knee soreness and during the Grizzlies' play-in game on Aug. 15 vs. Portland.

**2018-19 (Minnesota):** Appeared in 68 games (23 starts) during his fourth NBA season and averaged 6.9 points, 2.0 rebounds, 4.8 assists and 1.19 steals in 22.9 minutes while shooting 41.5 percent from the field, 31.7 percent from three-point range and 84.1 percent from the free throw line... Missed 14 games due to injury, including one game (Oct. 31) with right foot soreness and 13 games (Jan. 18-Feb. 13) with a left ankle sprain... Set the NBA single-season record for assist-to-turnover ratio (6.96-to-1), breaking the previous mark held by Terrell Brandon (6.14-to-1 in 2001-02)... Ranked third in the NBA in steal-to-turnover ratio (1.72-to-1)... Committed only 47 turnovers in 1,560 minutes played... Set per-game career highs for scoring, rebounding, assists, steals and minutes... Averaged 10.8 points, 2.6 rebounds, 7.5 assists and 1.48 steals in 32.4 minutes in 23 starts, recording an assist-to-turnover ratio of 7.17-to-1... Scored in double figures 23 times... Recorded double-digit assists six times... Posted five double-doubles... Set a career high with 13 assists on Dec. 31 at New Orleans and matched that total on April 7 vs. Oklahoma City... Grabbed a career-high six rebounds on Nov. 24 vs. Chicago and April 5 vs. Miami... Scored a season-high 16 points on Feb. 25 vs. Sacramento and March 12 at Denver... Reached 1,000 career points on Jan. 12 vs. New Orleans... Picked off a season-high five steals on Dec. 30 at Miami.

**2017-18 (Minnesota):** Appeared in all 82 games (11 starts) in his third NBA season and averaged 5.1 points, 1.6 rebounds, 2.8 assists and 1.16 steals in 17.9 minutes while shooting 45.7 percent from the field, 34.9 percent from three-point range and 87.7 percent from the free throw line... Made the first 11 starts of his career and averaged 9.4 points, 2.5 rebounds, 4.9 assists and 2.91 steals in 33.7 minutes in those games... Ranked third in the NBA in assist-to-turnover ratio (3.93-to-1) and committed just 59 turnovers in 1467 minutes played... Placed third in the league in steal-to-turnover ratio (1.61-to-1)... Scored in double figures 11 times... Recorded a season-high nine assists on March 28 vs. Atlanta... Scored a season-high 16 points on Nov. 29 at New Orleans... Tallied a career-high seven steals on Nov. 26 vs. Phoenix... Pulled down a career-high six rebounds on Nov. 24 vs. Miami... **2018 Playoffs:** Appeared in four games as a reserve and averaged 1.0 points, 2.3 rebounds and 2.0 assists in 13.8 minutes during the Timberwolves' first-round series against Houston... DNP (Coach's Decision) once.

**2016-17 (Minnesota):** Came off the bench in all 60 appearances during his second NBA season and averaged 3.5 points, 1.1 rebounds and 2.6 assists in 12.9 minutes while shooting 41.4 percent from the field, 35.6 percent from three-point range and 76.7 percent from the free throw line... DNP (Coach's Decision) 22 times... Posted a 4.11-to-1 assist-to-turnover ratio and was charged with just 38 turnovers in 774 minutes played... Scored in double figures five times... Scored a career-high 17 points on April 12 at Houston... Registered a season-high nine assists on Feb. 6 vs. Miami.

**2015-16 (Minnesota):** Appeared in 37 games as a reserve during his rookie season and averaged 4.2 points, 1.3 rebounds and 2.9 assists in 15.5 minutes while shooting 35.9 percent from the field, 30.2 percent from three-point range and 71.8 percent from the free throw line... Recorded a 3.27-to-1 assist-to-turnover ratio, committing just 33 turnovers in 573 minutes played... Scored in double figures twice... Dished out a season-high 12 assists without a turnover in the season finale on April 13 vs. New Orleans... Scored a season-high 10 points on March 8 vs. San Antonio and March 16 at Memphis... Made his NBA debut on Nov. 10 vs. Charlotte, becoming the third-youngest player in franchise history... **NBA G League (Idaho):** Started all six of his contests with the Idaho Stampede and averaged 24.7 points, 3.8 rebounds, 5.0 assists and 1.50 steals in 35.2 minutes while shooting 48.7 percent from the field, 42.6 percent from three-point range and 92.3 percent from the free throw line... Scored in double figures in all six games, including five games with at least 20 points and one 30-point effort... Scored an NBA G League career-high 30 points on Dec. 19 at Santa Cruz.

## NATIONAL TEAM

Has earned three gold medals competing with USA Basketball, winning the 2014 FIBA U18 Americas Championship, 2012 FIBA U17 World Championship and 2011 FIBA U16 Americas Championship... Averaged 8.2 points and a tournament-leading 6.4 assists and 2.00 steals at the 2014 FIBA U18 Americas Championship... Recorded 8.5 points, 5.4 assists and 2.00 steals at the 2012 USA U17 Worlds... Registered 4.6 points and a tournament-best 5.6 assists at the 2011 FIBA U16 Americas Championship... Played for the U.S. Junior National Select Team at the 2014 Nike Hoop Summit, contributing 13 points, six assists and five steals.





## COLLEGE CAREER

Played one season at Duke University (2014-15)... Started all 39 games and averaged 11.8 points, 3.5 rebounds, 5.6 assists and 1.51 steals in 33.9 minutes while shooting 41.7 percent from the field, 37.9 percent from three-point range and 88.9 percent from the free throw line... Selected the NCAA Tournament Most Outstanding Player after leading the Blue Devils to the 2015 NCAA National Championship... Led all scorers with 23 points in the championship game against Wisconsin... Averaged 13.0 points, 3.2 rebounds, 4.5 assists and 1.67 steals in six NCAA Tournament games... Named All-ACC Freshman Team, All-ACC Third Team and USBWA All-District III... Tabbed ACC Rookie of the Week four times and the Wayman Tisdale National Freshman of the Week once... Ranked second in the ACC in free throw percentage and assists per game... Recorded a 2.86-to-1 assist-to-turnover ratio, a Duke rookie record, and his 217 total assists ranked third in program history among freshmen... His free throw percentage ranked second in school history among freshmen, and his 144 free throws made ranks second.

## PERSONAL

Born May 10, 1996 in Burnsville, Minn.... Son of Debbie and Robert Jones... Has an older brother, Jadee, who played basketball at Furman (2005-07) and Minnesota State (2008-09), and a younger brother, Tre, who was selected by the San Antonio Spurs in the second round of the 2020 NBA Draft... Father played basketball at Wisconsin-Parkside... Mother was a high school point guard and led Devils Lake to a North Dakota high school championship... Has volunteered for Feed My Starving Children and has served as a motivational speaker for elementary school children... An ambassador for the United Heroes League, which provides the military community with free sports equipment, free athletic camps and clinics, and financial grants and tickets... Outfitted the Excell Academy in Brooklyn Park with the "Write Your Own Story" Learning Lab in May 2017, which included 30 computer work stations and a projection system... Teamed with TCL to donate new "Write Your Own Story" technology lab in September 2018 to Westview Elementary, which he attended... Both the three-time Gatorade and AP Minnesota Player of the Year at Apple Valley High School, averaging 25.6 points, 4.5 rebounds, 8.1 assists and 2.7 steals in leading the team to a 27-2 record and the Class 4A Section 3 title game as a senior... Scored seven points and added a game-high 10 assists for the East team in the McDonald's All-American game... Dished out a game-high 12 assists to go with 10 points and seven rebounds in the Jordan Brand Classic... Selected to the USA Today Second Team All-USA Boys Basketball Team... As a junior, led Apple Valley to the MSHSL Class 4A championship... Played AAU for Howard Pulley, leading the team to the 2013 AAU National Championship.

INTRO

PLAYERS

EXECUTIVE

BASKETBALL  
OPS

BUSINESS  
OPS

MEDIA

COMMUNITY

HISTORY

PLAYOFFS

REVIEW

OPPONENTS

NBA

## CAREER REGULAR SEASON GAME HIGHS

MIN	42	11/29/17, MIN AT NOP	FT	6	11/5/16, MIN AT OKC	AST	13	4/7/19, MIN VS OKC (2X)
FG	8	2/5/20, MEM AT DAL	FTA	6	11/5/16, MIN AT OKC (2X)	STL	7	11/26/17, MIN VS PHO
FGA	15	3/21/19, MIN AT CHA	OREB	3	1/2/16, MIN AT MIL	TOV	4	1/2/19, MIN AT BOS (2X)
3P	5	2/5/20, MEM AT DAL	DREB	6	4/5/19, MIN AT MIA (2X)	BLK	2	11/26/17, MIN VS PHO (2X)
3PA	7	2/26/20, MEM AT HOU (3X)	REB	6	4/5/19, MIN AT MIA (3X)	PTS	19	2/5/20, MEM AT DAL





# JOHN KONCHAR

# 46

HEIGHT 6'5"    WEIGHT 210  
POSITION GUARD/FORWARD  
PRIOR TO NBA FORT WAYNE  
NBA SEASONS 1

## NBA Regular Season Statistics

Season	TM	G	GS	MP	FG	FGA	FG%	3P	3PA	3P%	FT	FTA	FT%	ORB	DRB	TRB	AST	STL	BLK	TOV	PF	PTS	RPG	APG	PPG
2019-20	MEM	19	0	181	24	37	.649	5	10	.500	1	2	.500	18	29	47	22	7	3	7	7	54	2.5	1.2	2.8
CAREER		19	0	181	24	37	.649	5	10	.500	1	2	.500	18	29	47	22	7	3	7	7	54	2.5	1.2	2.8

## NBA G-League Statistics

Season	TM	G	GS	MP	FG	FGA	FG%	3P	3PA	3P%	FT	FTA	FT%	ORB	DRB	TRB	AST	STL	BLK	TOV	PF	PTS	RPG	APG	PPG
2019-20	MEM	20	20	582	100	177	.565	18	54	.333	15	22	.682	46	120	166	81	35	13	22	48	243	8.3	4.1	12.2
CAREER		20	20	582	100	177	.565	18	54	.333	15	22	.682	46	120	166	81	35	13	22	48	243	8.3	4.1	12.2

## PRO CAREER

**NBA Regular Season:** Appeared in 19 games as a reserve during his rookie season with the Memphis Grizzlies... Has averaged 2.8 points, 2.5 rebounds and 1.2 assists in 9.5 minutes while shooting 64.9 percent from the field and 50.0 percent from 3-point range... Has scored in double figures once... Has grabbed double-digit rebounds once... Has officially missed 10 games as a DNP (Coach's Decision) and 44 games as a two-way transfer to the NBA G League's Memphis Hustle.

**NBA G League:** Started all 20 of his NBA G League appearances with the Memphis Hustle... Has averaged 12.2 points, 8.3 rebounds, 4.1 assists and 1.75 steals in 29.1 minutes while shooting 56.5 percent from the field, 33.3 percent from 3-point range and 68.2 percent from the free throw line... Has scored in double figures 14 times, including one game with at least 30 points... Has grabbed double-digit rebounds five times... Has recorded double-digit assists once... Has posted five double-doubles.

**NBA Transactions:** Went undrafted in the 2019 NBA Draft on June 20, 2019... Signed a two-way contract with the Memphis Grizzlies on July 7, 2019.

**2019-20 (Memphis):** Appeared in 19 games as a reserve during his rookie season and averaged 2.8 points, 2.5 rebounds and 1.2 assists in 9.5 minutes while shooting 64.9 percent from the field and 50.0 percent from 3-point range... Missed 54 games... DNP (Coach's Decision) six times... Away from the team for 44 games as a two-way transfer to the NBA G League's Memphis Hustle... Scored in double figures once... Grabbed double-digit rebounds once... Logged seven minutes his NBA debut on Nov. 9 vs. Dallas... Recorded eight points, seven rebounds and a career-high four assists in 18 minutes on Feb. 24 at LA Clippers... Scored a career-high 10 points on March 2 at Atlanta... Pulled down a career-high 10 rebounds in 14 minutes on March 7 vs. Atlanta... Averaged 4.9 points (.667 FG/.571 3P), 4.9 rebounds and 2.0 assists in 14.8 minutes from Feb. 24-March 10... Made four appearances during the Grizzlies' eight-game seeding schedule at Walt Disney World in Orlando, totaling three points, one rebound and one assist in 14 minutes... **NBA G League (Memphis):** Started all 20 of his games for the Memphis Hustle and averaged 12.2 points, 8.3 rebounds, 4.1 assists and 1.75 steals in 29.1 minutes while shooting 56.5 percent from the field, 33.3 percent from 3-point range and 68.2 percent from the free throw line... Scored in double figures 14 times, including one game with at least 30 points... Grabbed double-digit rebounds five times... Recorded double-digit assists once... Posted five double-doubles... Posted a career-high 33 points with 16 rebounds on Dec. 22 vs. Wisconsin... Collected a career-high 17 rebounds to go with 10 points and five assists on Dec. 27 at Sioux Falls... Recorded a career-high 13 assists on Jan. 24 vs. Raptors 905

## COLLEGE CAREER

Played four seasons at Purdue University Fort Wayne (2015-19)... Appeared in 133 games (130 starts) for the Mastodons and averaged 15.5 points, 8.6 rebounds, 4.2 assists and 2.05 steals in 35.1 minutes while shooting 55.6 percent from the field, 41.6 percent from 3-point range and 69.7 percent from the free throw line... Named All-Summit League First Team all four years, a conference first and selected to the Summit League All-Tournament Team as a junior and senior... Named NABC All-District (12) First Team as a senior... The first player in NCAA Division I history to compile at least 2,000 points, 1,000 rebounds, 500 assists





and 200 steals... Purdue Fort Wayne's all-time leading scorer (2,065 points)... Recorded 47 double-doubles... Scored a career-high 38 points (14-24 FG, 5-10 3P, 5-8 FT) on Dec. 30, 2018 vs. North Dakota State... Redshirted his freshman year (2014-15).

## PERSONAL

Born March 22, 1996 in West Chicago, Ill.... Son of Jan and Jim Konchar... Has one sister, Jen and one brother, Petey... Graduated with a degree in information technology... Pursuing a master's degree in organizational leadership... Averaged 28.9 points, 14.1 rebounds, 4.1 assists, 3.2 steals and 2.5 blocks as a senior at West Chicago High School... West Chicago High School's all-time leading scorer (1,551 points).

INTRO

PLAYERS

EXECUTIVE

BASKETBALL  
OPS

BUSINESS  
OPS

MEDIA

COMMUNITY

HISTORY

PLAYOFFS

REVIEW

OPPONENTS

NBA

## CAREER REGULAR SEASON GAME HIGHS

MIN	22	3/4/20, MEM AT BRK	FT	1	2/7/20, MEM AT PHI	AST	4	2/24/20, MEM AT LAC
FG	4	3/2/20, MEM AT ATL (2X)	FTA	1	2/24/20, MEM AT LAC (2X)	STL	3	2/26/20, MEM AT HOU
FGA	7	3/2/20, MEM AT ATL	OREB	4	3/7/20, MEM VS ATL (2X)	TOV	2	3/4/20, MEM AT BRK (2X)
3P	2	3/2/20, MEM AT ATL	DREB	7	3/2/20, MEM AT ATL	BLK	1	3/2/20, MEM AT ATL (3X)
3PA	2	3/4/20, MEM AT BRK (2X)	REB	10	3/7/20, MEM VS ATL	PTS	19	3/2/20, MEM AT ATL





# SEAN McDERMOTT

TWO-WAY CONTRACT

# 30

HEIGHT 6'6"    WEIGHT 195  
POSITION GUARD/FORWARD  
PRIOR TO NBA BUTLER  
NBA SEASONS ROOKIE

## NCAA Statistics

Season	TM	G	GS	MP	FG	FGA	FG%	3P	3PA	3P%	FT	FTA	FT%	ORB	DRB	TRB	AST	STL	BLK	TOV	PF	PTS	RPG	APG	PPG
2016-17	Butler	30	2	322	22	53	.415	15	42	.357	10	15	.667	12	31	43	9	6	10	42	69	1.4	0.3	2.3	
2017-18	Butler	31	14	738	83	162	.512	47	109	.431	18	22	.818	37	84	121	32	21	7	27	69	231	3.9	1.0	7.5
2018-19	Butler	33	33	923	106	240	.442	73	180	.406	30	37	.811	26	103	129	15	16	5	23	72	315	3.9	0.5	9.5
2019-20	Butler	31	31	1021	119	251	.474	65	165	.394	59	68	.868	34	161	195	32	21	13	21	42	362	6.3	1.0	11.7
CAREER		125	80	3004	330	706	.467	200	496	.403	117	142	.824	109	379	488	88	64	31	81	225	977	3.9	0.7	7.8

## PRO CAREER

**NBA Transactions:** Undrafted in the 2020 NBA Draft on Nov. 18, 2020... Signed a two-way contract with the Memphis Grizzlies on Nov. 24, 2020.

## COLLEGE CAREER

Played four years (2016-20) at Butler University... Appeared in 125 games (80 starts) and averaged 7.8 points and 3.9 rebounds in 24.0 minutes while shooting 46.7 percent from the field, 40.3 percent from 3-point range and 82.4 percent from the free throw line... Finished his career ranked seventh in school history in 3-pointers made (200)... Started all 31 games as a senior and averaged 11.7 points, 6.3 rebounds and 1.0 assists in 32.9 minutes... Scored a career-high 27 points on Feb. 20, 2019 at Marquette.

## PERSONAL

Born Nov. 3, 1996 in Anderson, Ind... Son of Mike and Kim McDermott... Has one brother, Chayce... Attended Pendleton Heights High School and averaged 16.0 points, 6.6 rebounds and 2.0 assists... Named an Indiana All-Star following his senior season.





# DE'ANTHONY MELTON



HEIGHT 6'2" WEIGHT 200

POSITION GUARD

PRIOR TO NBA USC

NBA SEASONS 2

## NBA Regular Season Statistics

Season	TM	G	GS	MP	FG	FGA	FG%	3P	3PA	3P%	FT	FTA	FT%	ORB	DRB	TRB	AST	STL	BLK	TOV	PF	PTS	RPG	APG	PPG
2017-18	PHO	50	31	984	100	256	.391	29	95	.305	21	28	.750	25	109	134	159	68	23	75	113	250	2.7	3.2	5.0
2019-20	MEM	60	8	1167	161	401	.401	40	140	.286	93	121	.769	43	177	220	175	77	20	84	109	455	3.7	2.9	7.6
CAREER		110	39	2151	261	657	.397	69	235	.294	114	149	.765	68	286	354	334	145	43	159	222	705	3.2	3.0	6.4

## NBA G League Statistics

Season	TM	G	GS	MP	FG	FGA	FG%	3P	3PA	3P%	FT	FTA	FT%	ORB	DRB	TRB	AST	STL	BLK	TOV	PF	PTS	RPG	APG	PPG
2017-18	NAS	6	6	213	42	102	.412	12	44	.273	15	20	.750	9	31	40	35	9	4	30	19	111	6.7	5.8	18.5
2019-20	MEM	2	2	49	13	27	.481	5	10	.500	3	4	.750	1	13	14	11	1	3	8	4	34	7.0	5.5	17.0
CAREER		8	8	262	55	129	.426	17	54	.315	18	24	.750	10	44	54	46	10	7	38	23	145	6.8	5.8	18.1

## PRO CAREER

**NBA Regular Season:** Two-year veteran has appeared in 110 games (39 starts) with the Phoenix Suns and Memphis Grizzlies... Has averaged 6.4 points, 3.2 rebounds, 3.0 assists and 1.32 steals in 19.6 minutes while shooting 39.7 percent from the field, 29.4 percent from 3-point range and 76.5 percent from the free throw line... Has officially missed 11 games due to injury, 18 games as a DNP (Coach's Decision), 12 games as a healthy scratch on the team's inactive list and four games while on assignment to the NBA G League... Has scored in double figures 27 times, including two games with at least 20 points... Has recorded double-digit assists once.

**NBA G League:** Has started all of his eight NBA G League games with the Northern Arizona Suns and Memphis Hustle... Has averaged 18.1 points, 6.8 rebounds, 5.8 assists and 1.25 steals in 32.8 minutes while shooting 42.6 percent from the field, 31.5 percent from 3-point range and 75.0 percent from the free throw line... Has scored in double figures seven times, including three games with at least 20 points... Has grabbed double-digit rebounds once... Has recorded double-digit assists once... Has registered one triple-double.

**NBA Transactions:** Selected by the Houston Rockets with the 46th overall pick in the second round of the 2018 NBA Draft on June 21, 2018... Draft rights traded by the Houston Rockets with Ryan Anderson to the Phoenix Suns for Marquese Chriss and Brandon Knight on Aug. 31, 2018... Signed a multi-year contract with the Phoenix Suns on Sept. 21, 2018... Traded by the Phoenix Suns with Josh Jackson and two future second round draft picks to the Memphis Grizzlies for Kyle Korver and Jevon Carter on July 6, 2019... Re-signed with the Memphis Grizzlies to a multi-year contract on Nov. 22, 2020.

**2019-20 (Memphis):** Competed in 60 games (eight starts) in his second NBA season and averaged 7.6 points, 3.7 rebounds, 2.9 assists and 1.28 steals in 19.5 minutes while shooting 40.1 percent from the field, 28.6 percent from 3-point range and 76.9 percent from the free throw line... Missed 13 games... Sidelined two games (Jan. 28-29) with a sore left hand... DNP (Coach's Decision) 11 times... Ranked fourth in the NBA in steals per 36 minutes (2.3)... Led the team in steals per game... Scored in double figures 19 times, including one game with at least 20 points... Totaled nine points, seven rebounds and a season-high eight assists on Dec. 1 at Minnesota... Posted 16 points, a career-high tying nine rebounds and four assists on Dec. 2 at Indiana... Tied his career high with nine rebounds on Feb. 5 at Dallas... Scored a career-high 24 points (5-10 FG, 4-5 3P, 10-10 FT) on Feb. 20 at Sacramento, setting career bests on 3-pointers made and free throws made... Averaged 4.4 points, 3.4 rebounds, 2.3 assists and 1.50 steals in 19.5 minutes during the Grizzlies' eight-game seeding schedule at Walt Disney World in Orlando... Recorded a career-high six steals on Aug. 9 at Toronto... Tallied five points, two rebounds and two assists in 20 minutes in Memphis' play-in game on Aug. 15 vs. Portland... **NBA G League (Memphis):** Started both of his appearances with the Memphis Hustle and averaged 17.0 points, 7.0 rebounds, 5.5 assists and 1.50 blocks in 24.5 minutes while shooting 48.1 percent from the field, 50.0 percent from 3-point range and 75.0 percent from the free throw line... Scored in double figures once, including one game with at least 20 points... Scored a season-high 27 points on Nov. 18 vs. South Bay.

BUSINESS  
OPS

MEDIA

COMMUNITY

HISTORY

PLAYOFFS

REVIEW

OPPONENTS

NBA

FEDERATION

AT A GLANCE





## DE'ANTHONY MELTON

PLAYERS

**2018-19 (Phoenix):** Appeared in 50 games (31 starts) and averaged 5.0 points, 2.7 rebounds, 3.2 assists and 1.36 steals in 19.7 minutes while shooting 39.1 percent from the field, 30.5 percent from three-point range and 75.0 percent from the free throw line in his rookie season... Missed a total of 32 games... Sidelined nine games (Jan. 25-Feb. 13) with a right ankle sprain... DNP (Coach's Decision) seven times... Healthy scratch on the team's inactive list 12 times... Away from the team four games while on assignment to the NBA G League's Northern Arizona Suns... Scored in double figures eight times, including one game with at least 20 points... Averaged 9.4 points, 4.2 rebounds, 7.2 assists and 3.00 steals in five games in which he played at least 30 minutes... Led the Suns in scoring once, in rebounding once, in assists 10 times, in steals 11 times and in blocks nine times... Recorded a career-high eight rebounds on March 16 at New Orleans... Dished out a career-high 10 assists and a career-high tying four steals on Jan. 12 vs. Denver... Also registered four steals on Jan. 8 vs. Sacramento and Dec. 31 vs. Golden State... Scored a career-high 21 points (9-12 FG, 3-4 3P) in 23 minutes on Dec. 4 vs. Sacramento... Made his NBA debut, logging three minutes, on Oct. 22 at Golden State... **NBA G League (Northern Arizona):** Started all six of his appearances with the Northern Arizona Suns and averaged 18.5 points, 7.0 rebounds, 5.3 assists and 1.50 steals in 35.5 minutes while shooting 40.8 percent from the field, 27.3 percent from three-point range and 75.0 percent from the free throw line... Scored in double figures in all six games, including two games with at least 20 points... Grabbed double-digit rebounds once... Recorded double-digit assists once... Recorded a triple-double with 19 points, 10 rebounds and 13 assists on Nov. 6 vs. Iowa.

### COLLEGE CAREER

Played one season at the University of Southern California (2016-17)... Appeared in 36 games (25 starts) for the Trojans and averaged 8.3 points, 4.7 rebounds, 3.5 assists, 1.92 steals and 1.03 blocks in 27.0 minutes... Ruled ineligible to play 2017-18 season... Led the Pac-12 and tied a USC freshman record with 69 steals... Earned Honorable Mention Pac-12 All-Defensive Team honors... Became the first Division I freshman to record at least 300 points, 150 rebounds, 100 assists, 60 steals and 35 blocks since Marquette's Dwyane Wade in 2001-02.

### PERSONAL

Born May 28, 1998 in North Hollywood, Calif.... Parents are Monique Young and Anthony Melton... Has five siblings... Interests include biking and playing the piano... Would like to be a sports analyst following his playing career... Played high school basketball at Crespi in Encino, California, leading his team to back-to-back state titles in 2015 and 2016 and leaving as the school's all-time leading scorer... Named the CIF Southern Section Division III Player of the Year as a senior in 2016 after averaging 20.0 points, 9.3 rebounds, 4.3 assists, 3.5 steals and 1.2 blocks... As a junior, helped secure the win in the state title game by blocking a layup in the final seconds.

## CAREER REGULAR SEASON GAME HIGHS

<b>MIN</b>	<b>36</b> 12/10/18, PHO VS LAC	<b>FT</b>	<b>10</b> 2/20/2020, MEM AT SAC	<b>AST</b>	<b>10</b> 1/12/19, PHO VS DEN
<b>FG</b>	<b>9</b> 12/4/18, PHO VS SAC	<b>FTA</b>	<b>11</b> 12/16/19, MEM VS MIA	<b>STL</b>	<b>6</b> 8/9/20, MEM AT TOR
<b>FGA</b>	<b>16</b> 12/11/18, MEM AT SAS (2X)	<b>OREB</b>	<b>4</b> 12/16/19, MEM VS MIA	<b>TOV</b>	<b>5</b> 12/11/18, PHO AT SAS
<b>3P</b>	<b>4</b> 2/20/20, MEM AT SAC	<b>DREB</b>	<b>8</b> 2/5/20, MEM AT DAL (2X)	<b>BLK</b>	<b>2</b> 1/12/20, MEM VS GSW (8X)
<b>3PA</b>	<b>7</b> 3/4/20, MEM AT BRK (2X)	<b>REB</b>	<b>9</b> 2/5/20, MEM AT DAL	<b>PTS</b>	<b>24</b> 2/20/2020, MEM AT SAC





# JA MORANT

# 12

HEIGHT 6'3"    WEIGHT 175  
POSITION GUARD  
PRIOR TO NBA MURRAY STATE  
NBA SEASONS 1

## NBA Regular Season Statistics

Season	TM	G	GS	MP	FG	FGA	FG%	3P	3PA	3P%	FT	FTA	FT%	ORB	DRB	TRB	AST	STL	BLK	TOV	PF	PTS	RPG	APG	PPG
2019-20	MEM	67	67	2074	447	937	.477	60	179	.335	239	308	.776	51	208	259	488	58	18	220	110	1193	3.9	7.3	17.8
CAREER		67	67	2074	447	937	.477	60	179	.335	239	308	.776	51	208	259	488	58	18	220	110	1193	3.9	7.3	17.8

## PRO CAREER

**NBA Regular Season:** The 2019-20 NBA Rookie of the Year started all 67 of his appearances in his first season with the Memphis Grizzlies and averaged 17.8 points, 3.9 rebounds and 7.3 assists in 31.0 minutes while shooting 47.7 percent from the field, 33.5 percent from 3-point range and 77.6 percent from the free throw line... Has officially missed six games, including five games due to injury and one game for rest... Has scored in double figures 62 times, including 29 games with at least 20 points and one game with at least 30 points... Has grabbed double-digit rebounds twice... Has recorded double-digit assists 16 times... Has posted 15 double-doubles, including two triple-doubles... His longest career streak of games scoring in double figures is 29 (Jan. 24-Aug. 13, 2020)... His longest career streak of games scoring at least 20 points is four (March 7-Aug. 2, 2020)... His longest career streak of games with double-digit assists is three (Aug. 9-13, 2020).

**NBA Transactions:** Selected by the Memphis Grizzlies with the second overall pick in the first round of the 2019 NBA Draft on June 20, 2019... Signed a multi-year contract with the Memphis Grizzlies on July 1, 2019.

**Honors:** 2019-20 NBA Rookie of the Year... 2019-20 NBA All-Rookie First Team... Selected to the 2020 NBA Rising Stars as part of NBA All-Star Weekend 2020 in Chicago... Three-time Western Conference Rookie of the Month (October/November 2019, December 2019, January 2020).

**2019-20 (Memphis):** Started all 67 of his appearances during his rookie season and averaged 17.8 points, 3.9 rebounds and 7.3 assists in 31.0 minutes while shooting 47.7 percent from the field, 33.5 percent from 3-point range and 77.6 percent from the free throw line... Named the NBA Rookie of the Year... Selected to the NBA All-Rookie First Team (as the lone unanimous selection) alongside teammate Brandon Clarke... Three-time Western Conference Rookie of the Month (October/November 2019, December 2019, January 2020), tying the franchise record for monthly rookie honors (Pau Gasol, 2001-02) and becoming the first player in franchise history to win the award in consecutive months... Became one of seven rookies in NBA history to average at least 17 points and seven assists per game, joining Oscar Robertson (1960-61), Magic Johnson (1979-80), Isiah Thomas (1981-82), Damon Stoudamire (1995-96), Allen Iverson (1996-97) and Trae Young (2018-19)... Selected to the 2020 NBA Rising Stars as part of NBA All-Star Weekend 2020 and posted 10 points, five rebounds and six assists in 20 minutes to lead the U.S. Team to a 151-131 win over Team World on Feb. 15 in Chicago... Ranked eighth in the NBA in total assists (488) and 10th in assists per game... Led all qualifying rookies in scoring average and assists per game, the first player to lead rookies in both of those categories since 2013-14... Led first-year players in double-doubles and triple-doubles... Set franchise rookie records for total assists and assists per game... Missed six games... Sat one game (Nov. 9) for rest... Sideline five games due to injury, including four games (Dec. 1-7) with back soreness and one game (Dec. 13) due to injury maintenance (back)... Placed sixth in the league in fourth-quarter scoring average (7.0 points), tying Allen Iverson (7.0 in 1996-97) for the highest fourth-quarter scoring average by a rookie since the NBA began keeping quarterly statistics in 1996-97... Scored in double figures 62 times, including 29 games with at least 20 points and one game with at least 30 points... Grabbed double-digit rebounds twice... Recorded double-digit assists 16 times... Posted 15 double-doubles, including two triple-doubles... Scored a career-high 30 points (13-22 FG, 1-2 3P, 3-4 FT) and nine assists, assisting on Jae Crowder's buzzer-beating 3-pointer in overtime, in his third career game on Oct. 27 vs. Brooklyn... Became the third player in NBA history (Isiah Thomas in 1981, Trae Young in 2018) to record at least 30 points and nine assists in one of his first three career games... The first Grizzlies rookie to score at least 30 points in one of his first three career games... Recorded his first career double-double with 23 points and 11 assists on Nov. 13 at Charlotte, making the game-

BUSINESS  
OPS

MEDIA

COMMUNITY

HISTORY

PLAYOFFS

REVIEW

OPPONENTS

NBA

FEDERATION

AT A GLANCE





## JA MORANT

PLAYERS

winning layup with 0.7 seconds remaining... Became the youngest player (20 years, 95 days) to make a game-winning shot with under one second remaining in 10 years (Tyreke Evans on Dec. 19, 2009)... Posted 26 points, six assists and a career-high five steals on Nov. 23 at LA Lakers... Became the first rookie in franchise history to record point-assist double-doubles in consecutive games (Nov. 25-27)... Posted 22 points, seven rebounds and a franchise single-game rookie-record 14 assists on Jan. 10 vs. San Antonio... Registered 26 points (10-11 FG, 3-4 3P, 3-3 FT), five rebounds and eight assists on Jan. 14 vs. Houston, becoming the first rookie in NBA history to post at least 25 points and eight assists while shooting at least 90 percent from the field... Posted 18 points and 10 assists in 28 minutes with a franchise-record tying +42 plus-minus on Jan. 29 at New York... Posted 27 points, 10 rebounds and 10 assists on Feb. 9 at Washington, becoming the fourth-youngest player in NBA history to record a 25-point triple-double (Luka Doncic, LeBron James, Shareef Abdur-Rahim)... Totaled 27 points (10-16 FG, 4-6 3P, 3-4 FT), six rebounds and a career-high tying 14 assists on Feb. 29 vs. LA Lakers, setting a career high for 3-pointers made and tying his own franchise rookie record for assists... Tallied 24 points (8-12 FG, 4-4 3P, 4-6 FT) on March 7 vs. Atlanta, tying his career high for threes made... Averaged 19.0 points, 6.4 rebounds and a league-high 9.9 assists in 37.8 minutes during the Grizzlies' eight-game seeding schedule at Walt Disney World in Orlando... Posted 26 points (7-13 FG, 1-4 3P, 11-15 FT) and 13 assists, setting career highs for free throws made and attempted, in a career-high 42 minutes on Aug. 11 vs. Boston... Recorded his second career triple-double with 12 points, a career-high 13 rebounds and 10 assists in the regular season finale on Aug. 13 vs. Milwaukee... Registered a game-high 35 points (13-28 FG, 3-6 3P, 6-8 FT), including 23 in the second half, four rebounds and eight assists in 42 minutes in Memphis' play-in game on Aug. 15 vs. Portland.

### COLLEGE CAREER

Starred for two years at Murray State University (2017-19), where as a sophomore he became the first player to average at least 20 points and 10 assists per game since the NCAA began to officially recognize assists in 1983-84... Started all of his 65 games with the Racers and averaged 18.7 points, 6.1 rebounds, 8.2 assists and 1.35 steals in 35.3 minutes while shooting 48.5 percent from the field, 34.3 percent from 3-point range and 81.0 percent from the free throw line... Named the 2019 OVC Player of the Year and OVC Tournament MVP before leading Murray State to the second round of the NCAA Tournament... A consensus 2019 All-American selection... Recipient of the 2019 Lute Olson Award and 2019 Bob Cousy Award as the nation's best point guard and selected to The 2019 Wooden Award All-American Team... Two-time selection for the All-OVC First Team (2018, 2019)... Scored in double figures 57 times, including 27 games with at least 20 points, six games with at least 30 points and one 40-point performance during his collegiate career... Recorded 26 double-doubles, including four triple-doubles.

### PERSONAL

Born Aug. 10, 1999 in Dalzell, S.C.... Son of Tee and Jamie Morant... Named South Carolina 3A All-State as a junior and senior at Crestwood High School... A three-time South Carolina All-State selection and three-time Region MVP... Finished as Crestwood's all-time leading scorer with 1,679 points... Averaged 27 points, eight rebounds and eight assists per game as a senior (2016-17).

## CAREER REGULAR SEASON GAME HIGHS

<b>MIN</b>	<b>42</b> 8/11/20, MEM VS BOS	<b>FT</b>	<b>11</b> 8/11/20, MEM VS BOS	<b>AST</b>	<b>14</b> 2/29/20, MEM VS LAL (2X)
<b>FG</b>	<b>13</b> 10/27/19, MEM VS BRK	<b>FTA</b>	<b>15</b> 8/11/20, MEM VS BOS	<b>STL</b>	<b>5</b> 11/23/19, MEM VS LAL
<b>FGA</b>	<b>23</b> 2/12/20, MEM VS POR	<b>OREB</b>	<b>4</b> 8/13/20, MEM VS MIL (3X)	<b>TOV</b>	<b>7</b> 1/2/20, MEM AT SAC
<b>3P</b>	<b>4</b> 3/7/20, MEM VS ATL (2X)	<b>DREB</b>	<b>9</b> 8/13/20, MEM VS MIL (2X)	<b>BLK</b>	<b>2</b> 8/11/20, MEM VS BOS (2X)
<b>3PA</b>	<b>7</b> 2/9/20, MEM AT WAS	<b>REB</b>	<b>13</b> 8/13/20, MEM VS MIL	<b>PTS</b>	<b>30</b> 10/27/19, MEM VS BRK



A portrait of Jontay Porter, a basketball player, wearing a light blue jersey with a yellow and black patterned collar and a FedEx logo. He has a beard and is looking directly at the camera.

# JONTAY PORTER

# 4

HEIGHT 6'10" WEIGHT 236  
POSITION FORWARD/CENTER  
PRIOR TO NBA MISSOURI  
NBA SEASONS ROOKIE

## PRO CAREER

**NBA Regular Season:** Did not play during the 2019-20 season... Has officially missed one game due to injury and eight games as a healthy scratch on the team's inactive list.

**NBA Transactions:** Went unselected in the 2019 NBA Draft on June 20, 2019... Signed a multi-year contract with the Memphis Grizzlies on March 8, 2020... Re-signed with the Memphis Grizzlies to a multi-year contract on Nov. 22, 2020.

**2019-20 (Memphis):** Signed a multi-year contract with the Grizzlies on March 8 but did not appear in a game... Missed total nine regular season games... Inactive one game (March 10) while making progress in rehabbing a right ACL injury that sidelined him for his 2018-19 sophomore season at the University of Missouri... A healthy scratch on the team's inactive list during the Grizzlies' eight-game seeding schedule at Walt Disney World in Orlando and for the Grizzlies' play-in game on Aug. 15 vs. Portland.

## COLLEGE CAREER

Spent two years at the University of Missouri (2017-19), where he was sidelined for his 2018-19 sophomore campaign while rehabbing a right ACL injury that occurred in a preseason closed scrimmage... Appeared in 33 games (seven starts) during his freshman season and averaged 9.9 points, a team-high 6.8 rebounds, 2.2 assists and 1.67 blocks in 24.5 minutes while shooting 43.7 percent from the field, 36.4 percent from 3-point range and 75.0 percent from the free throw line... One of five Tigers to appear in every 2017-18 game... Shared the 2017-18 Southeastern Conference Sixth Man of the Year and selected to the 2017-18 SEC All-Freshman Team... Named SEC Freshman of the Week (March 5, 2018)... Scored in double figures 17 times, including two games with at least 20 points... Grabbed double-digit rebounds four times... Posted three double-doubles... Scored a career-high 24 points on Feb. 27, 2018 vs. LSU.

## PERSONAL

Born Nov. 15, 1999 in Columbia, Mo.... Son of Lisa and Michael Porter Sr... Has seven siblings; older brother is Denver Nuggets forward Michael Porter Jr., who teamed with Jontay at Missouri during the 2017-18 season... Older sisters Bri and Cierra played for the women's basketball team at Missouri... His mother played college basketball at Iowa while his father played collegiately at New Orleans... Helped lead Nathan Hale High School (Seattle) to a perfect 29-0 record and the Washington Class 3A State Championship in 2016-17... Averaged 14.3 points and 13.6 rebounds as a junior for head coach Brandon Roy's Nathan Hale squad... Helped lead Columbia's Father Tolton Catholic High School to the Missouri Class 3 State Championship as a high school sophomore in 2015-16, averaging 11.8 points and 7.8 rebounds playing alongside Michael Jr.

BUSINESS  
OPS

MEDIA

COMMUNITY

HISTORY

PLAYOFFS

REVIEW

OPPONENTS

NBA

FEDERATION

AT A GLANCE





# KILLIAN TILLIE

TWO-WAY CONTRACT

# 35

HEIGHT 6'10" WEIGHT 220  
POSITION FORWARD/CENTER  
PRIOR TO NBA GONZAGA  
NBA SEASONS ROOKIE

## NCAA Statistics

Season	TM	G	GS	MP	FG	FGA	FG%	3P	3PA	3P%	FT	FTA	FT%	ORB	DRB	TRB	AST	STL	BLK	TOV	PF	PTS	RPG	APG	PPG
2016-17	Gonzaga	33	0	404	46	90	.511	11	23	.478	35	45	.778	26	81	107	21	24	10	21	60	138	3.2	0.6	4.2
2017-18	Gonzaga	36	35	944	181	312	.580	45	94	.479	58	75	.773	61	151	212	60	30	37	57	88	465	5.9	1.7	12.9
2018-19	Gonzaga	15	0	249	35	70	.500	14	32	.438	9	14	.643	12	46	58	22	10	10	11	43	93	3.9	1.5	6.2
2019-20	Gonzaga	24	24	591	123	230	.535	36	90	.400	45	62	.726	29	91	120	45	24	20	24	59	327	5.0	1.9	13.6
CAREER		108	59	2188	385	702	.548	106	239	.444	147	196	.750	128	369	497	148	88	77	113	250	1023	4.6	1.4	9.5

## PRO CAREER

**NBA Transactions:** Undrafted in the 2020 NBA Draft on Nov. 18, 2020... Signed a two-way contract with the Memphis Grizzlies on Nov. 24, 2020.

## COLLEGE CAREER

Played four years (2016-20) at Gonzaga University... Appeared in 108 games (59 starts) and averaged 9.5 points, 4.6 rebounds and 1.4 assists in 20.3 minutes while shooting 54.8 percent from the field, 44.4 percent from 3-point range and 75.0 percent from the free throw line... Two-time All-West Coast Conference selection; named 2019-20 All-WCC First Team as a senior and 2018-19 All-WCC Second Team as a sophomore... Shot at least 40 percent from 3-point range in all four years at Gonzaga, including 47.9 percent (45-94 3P) as a sophomore... Named a Top 5 finalist for the 2019-20 Karl Malone Power Forward of the Year... Started all 24 appearances as a senior and averaged 13.6 points, 5.0 rebounds, 1.9 assists and 1.00 steals in 24.6 minutes as a senior... Named the 2018 WCC Tournament Most Valuable Player and earned 2018 WCC All-Tournament Team accolades during his sophomore year... Helped guide the Bulldogs to the 2017 NCAA Championship Game as a freshman.

## NATIONAL TEAM

**FIBA Junior Team Events:** Averaged 12.4 points, 8.7 rebounds, 2.9 assists and 1.43 steals in 27.9 minutes in seven games to lead France to a seventh-place finish at the 2017 FIBA U19 World Cup... Posted 4.0 points and 3.3 rebounds in 12.3 minutes in helping France to a sixth-place finish at the 2015 FIBA U18 Euro Championship A... Led France to a bronze medal at the 2015 FIBA 3-on-3 U18 World Championships... Won MVP and was named to the All-Tournament Team after helping France win gold at the 2014 FIBA U16 Euro Championship A; averaged 14.3 points, 9.7 rebounds, 1.7 assists, 1.22 steals and 1.22 blocks in 20.1 minutes while shooting a tournament-best 63.4 percent from the field.

## PERSONAL

Born March 5, 1998 in Cagnes-sur-Mer, France... Brother Kim played basketball for the University of Utah and brother Kevin won back-to-back NCAA volleyball titles at UC-Irvine and now plays for father Laurent, the head coach of the French national volleyball team... Laurent also played volleyball in the Olympics in 1988 and 1992, while his wife Caroline was the captain of the Netherlands volleyball team.





# XAVIER TILLMAN SR.

## 2

HEIGHT 6'8"    WEIGHT 245  
POSITION FORWARD/CENTER  
PRIOR TO NBA MICHIGAN STATE  
NBA SEASONS ROOKIE

### NCAA Statistics

Season	TM	G	GS	MP	FG	FGA	FG%	3P	3PA	3P%	FT	FTA	FT%	ORB	DRB	TRB	AST	STL	BLK	TOV	PF	PTS	RPG	APG	PPG
2017-18	Mich State	35	0	305	39	60	.650	0	0	-	21	32	.656	35	57	92	10	9	23	16	35	99	2.6	0.3	2.8
2018-19	Mich State	39	14	935	144	238	.605	8	27	.296	93	127	.732	96	188	284	64	37	65	58	110	389	7.3	1.6	10.0
2019-20	Mich State	31	31	995	165	300	.550	13	50	.260	82	123	.667	83	237	320	93	37	65	61	81	425	10.3	3.0	13.7
CAREER		105	45	2235	348	598	.582	21	77	.273	196	282	.695	214	482	696	167	83	153	135	226	913	6.6	1.6	8.7

### PRO CAREER

**NBA Transactions:** Selected by the Sacramento Kings with the 35th overall pick in the second round of the 2020 NBA Draft on Nov. 18, 2020... Draft rights traded to the Memphis Grizzlies for the draft rights to Robert Woodard II (40th) and a 2022 second round draft pick on Nov. 19, 2020... Signed a multi-year contract with the Memphis Grizzlies on Nov. 24, 2020.

### COLLEGE CAREER

Played three years (2017-20) at Michigan State University... Appeared in 105 games (45 starts) and averaged 8.7 points, 6.6 rebounds, 1.6 assists and 1.46 blocks in 21.3 minutes while shooting 58.2 percent from the field and 69.5 percent from the free throw line... Michigan State's all-time leader for blocked shots (153)... Named 2019-20 Big Ten Defensive Player of the Year and selected to the 2019-20 Big Ten Defensive Team and 2019-20 All-Big Ten Second Team as a junior... Also selected to the 2019-20 Academic All-American Second Team... Named 2018-19 Big Ten Sixth Man of the Year as a sophomore... Started all 31 games as a senior and averaged 13.7 points, 10.3 rebounds, 3.0 assists, 1.19 steals and 2.10 blocks in 32.1 minutes while shooting 55.0 percent from the field... Recorded 19 double-doubles over his collegiate career, including 14 during his junior year.

### PERSONAL

Born Jan. 12, 1999 in Grand Rapids, Mich... Son of Tanya Powell-May and Roosevelt Tillman... Mother, Tanya, was a four-year letter-winner in women's basketball at Michigan, earning All-Big Ten Second Team honors as a senior (1990) and Academic All-Big Ten accolades as a sophomore (1988)... Majored in journalism at Michigan State... Averaged 13.9 points, 10.9 rebounds, 5.2 assists and 4.2 blocks while shooting 68 percent from the field as a senior at Grand Rapids Christian High School, leading his team to a 27-1 record and an appearance in the Class A state title game.





# JONAS VALANČIŪNAS

# 17

HEIGHT 6'11"    WEIGHT 265  
POSITION CENTER  
PRIOR TO NBA LIETUVOS RYTAS  
NBA SEASONS 8

## NBA Regular Season Statistics

Season	TM	G	GS	MP	FG	FGA	F6%	3P	3PA	3P%	FT	FTA	FT%	ORB	DRB	TRB	AST	STL	BLK	TOV	PF	PTS	RPG	APG	PPG
2012-13	TOR	62	57	1482	204	366	.577	0	0	--	146	185	.789	121	251	372	45	17	78	94	188	554	6.0	0.7	8.9
2013-14	TOR	81	81	2282	359	676	.531	0	1	.000	198	260	.762	226	488	714	57	24	71	136	249	916	8.8	0.7	11.3
2014-15	TOR	80	80	2096	373	652	.572	0	1	.000	217	276	.786	215	478	693	39	33	95	109	222	963	8.7	0.5	12.0
2015-16	TOR	60	59	1557	303	536	.565	0	0	--	162	213	.761	184	363	547	42	25	80	85	158	768	9.1	0.7	12.8
2016-17	TOR	80	80	2066	391	702	.557	1	2	.500	176	217	.811	226	533	759	57	37	63	106	216	959	9.5	0.7	12.0
2017-18	TOR	77	77	1727	390	687	.568	30	74	.405	170	211	.806	183	477	660	81	29	69	115	192	980	8.6	1.1	12.7
2018-19	TOT	49	27	1091	301	538	.559	14	48	.292	147	185	.795	106	313	419	70	19	53	90	146	763	8.6	1.4	15.6
2018-19	TOR	30	10	564	149	259	.575	9	30	.300	77	94	.819	54	162	216	29	13	23	39	82	384	7.2	1.0	12.8
2018-19	MEM	19	17	527	152	279	.545	5	18	.278	70	91	.769	52	151	203	41	6	30	51	64	379	10.7	2.2	19.9
2019-20	MEM	70	70	1845	432	739	.585	32	91	.352	148	200	.740	213	575	788	131	30	76	127	185	1044	11.3	1.9	14.9
CAREER		4559	531	14146	2753	4896	.562	77	217	.355	1364	1747	.781	1474	3478	4952	522	214	585	862	1556	6947	8.9	0.9	12.4

## NBA Playoff Statistics

Season	TM	G	GS	MP	FG	FGA	F6%	3P	3PA	3P%	FT	FTA	FT%	ORB	DRB	TRB	AST	STL	BLK	TOV	PF	PTS	RPG	APG	PPG
2013-14	TOR	7	7	200	31	49	.633	0	0	--	14	22	.636	19	49	68	2	0	7	19	22	76	9.7	0.3	10.9
2014-15	TOR	4	4	106	19	38	.500	0	0	--	7	8	.875	9	28	37	2	2	1	4	7	45	9.3	0.5	11.3
2015-16	TOR	12	10	321	68	120	.567	0	0	--	29	39	.744	48	81	129	11	10	14	18	32	165	10.8	0.9	13.8
2016-17	TOR	10	6	226	44	81	.543	0	1	.000	24	33	.727	9	58	67	2	2	6	13	22	112	6.7	0.2	11.2
2017-18	TOR	10	9	244	58	107	.542	2	5	.400	28	34	.824	30	75	105	12	4	15	19	22	146	10.5	1.2	14.6
CAREER		43	36	1097	220	395	.557	2	6	.333	102	136	.750	115	291	406	29	18	43	73	105	544	9.4	0.7	12.7

## PRO CAREER

**NBA Regular Season:** Eight-year NBA veteran has appeared in 559 regular season games (531 starts) for the Toronto Raptors and Memphis Grizzlies... Has averaged 12.4 points, 8.9 rebounds and 1.05 blocks in 25.3 minutes while shooting 56.2 percent from the field, 35.5 percent from 3-point range and 78.1 percent from the free throw line... Has officially missed 82 games due to injury or illness, three games for personal reasons, two games for rest and one game due to a pending trade... Has scored in double figures 369 times, including 73 games with at least 20 points (50-23 record) and eight games with at least 30 points (5-3 record)... The Grizzlies' all-time leader (min. 500 FGM) in field goal percentage (.574)... His longest streak of consecutive games scoring in double figures is 17 (Feb. 1-March 12, 2016)... Has grabbed double-digit rebounds 235 times, including five games with at least 20 rebounds... His longest streak of consecutive games with double-digit rebounds is eight (Feb. 26-March 10, 2020)... Has posted 181 double-doubles, including two games with at least 20 points and 20 rebounds and one game with at least 30 points and 20 rebounds... His longest streak of consecutive games with a double-double is six (March 20-30, 2019)... Ranks 14th among active players in career rebounds per game... Ranks ninth among active players (and 17th in NBA history) in field goal percentage... One of nine players in NBA history to shoot at least 53 percent from the field in all of his first eight seasons (Charles Barkley, Andris Biedrins, James Donaldson, Amir Johnson, DeAndre Jordan, Kevin McHale, Shaquille O'Neal and James Worthy).

**NBA Playoffs:** Has competed in 43 postseason games (36 starts) and has averaged 12.7 points, 9.4 rebounds and 1.00 blocks in 25.5 minutes while shooting 55.7 percent from the field, 33.3 percent from three-point range and 75.0 percent from the free throw line with the Toronto Raptors... Has scored in double figures 29 times, including four games with at least 20 points... Has grabbed double-digit rebounds 19 times, including one game with at least 20 rebounds... Has posted 17 double-doubles, including one game with at least 20 points and 20 rebounds.

**NBA Transactions:** Selected by the Toronto Raptors in the first round (fifth overall) of the 2011 NBA Draft on June 23, 2011... Signed a multi-year contract with the Toronto Raptors on July 17, 2012... Signed a multi-year extension with the Toronto Raptors on Aug. 20, 2015... Traded by the Toronto Raptors with Delon Wright, C.J. Miles and a 2024 second round draft pick to the Memphis Grizzlies for Marc Gasol on Feb. 7, 2019... Re-signed with the Memphis Grizzlies to a multi-year contract on July 11, 2019.





**Honors:** Named to the 2012-13 NBA All-Rookie Second Team... Earned 2013 NBA Summer League MVP honors and selected to the NBA Summer League All-Tournament Team after averaging 18.8 points, 10.0 rebounds and 1.8 assists in 29.1 minutes for the Toronto Raptors.

**2019-20 (Memphis):** Started all of his 70 appearances during his eighth NBA season and averaged 14.9 points, 11.3 rebounds, 1.9 assists and 1.09 blocks in 25.3 minutes while shooting 58.5 percent from the field, 35.2 percent from 3-point range and 74.0 percent from the free throw line... Set career highs for rebounds per game, assists per game and field goal percentage... Ranked sixth in the NBA in rebounds per game and field goal percentage, ninth in 2-point field goal percentage (.617) and effective field goal percentage (.606), 13th in true shooting percentage (.631) and 18th in Player Efficiency Rating (22.2)... Placed fifth in the league in total rebounds (788) and sixth in offensive rebounds (213) and eighth in defensive rebounds (575), the highest single-season ranks in his career... Ranked second in the NBA in total rebounding average (13.2) and third in offensive rebounds per game (3.6) after the All-Star Break... Missed three games due to injury/illness, including two games (Dec. 1-2) due to illness and one game (Dec. 21) with right foot soreness... Scored in double figures 54 times, including 17 games with at least 20 points and four games with at least 30 points... Grabbed double-digit rebounds 49 times, including one game with at least 20 rebounds... Posted a career-high 39 double-doubles, including one triple-double... One of two NBA players to record at least 30 double-doubles while averaging under 30 minutes per game (**Joel Embiid**)... Registered 16 points (5-11 FG, 3-5 3P, 3-3 FT) with 11 rebounds on Oct. 27 vs. Brooklyn, setting a career high for 3-pointers made... Recorded a season-high 32 points (12-17 FG, 8-10 FT), 13 rebounds and a career-high tying three steals on Dec. 4 at Chicago... Had a season-high four blocks on Dec. 20 at Cleveland and equaled that total on Jan. 17 vs. Cleveland, Jan. 31 at New Orleans, Feb. 3 vs. Detroit and Feb. 7 at Philadelphia... Registered 31 points and 19 rebounds on Jan. 12 vs. Golden State... Recorded double-digit rebounds in 15 of his final 16 games (Feb. 3-March 10), including a career-high eight consecutive games from Feb. 26-March 10... Pulled down a career-high 25 rebounds on Feb. 28 vs. Sacramento and 19 boards on Feb. 29 vs. LA Lakers... His 44 total rebounds over two games (Feb. 28-29), 58 rebounds over three games (Feb. 28-March 2) and 150 rebounds over 10 games (Feb. 9-March 4) broke **Zach Randolph's** franchise records for those respective streaks... Had 27 points and 16 rebounds in a season-high 36 minutes on March 10 vs. Orlando... Averaged 15.3 points, 11.5 rebounds (2nd in the NBA) and 2.8 assists in 26.9 minutes during the Grizzlies' eight-game seeding schedule at Walt Disney World in Orlando... Posted his first career triple-double with 26 points, 19 rebounds and a career-high 12 assists in the regular season finale on Aug. 13 vs. Milwaukee... Recorded 22 points, 17 rebounds and six assists in 34 minutes in Memphis' play-in game on Aug. 15 vs. Portland.

**2018-19 (Toronto/Memphis):** Split his seventh NBA season with the Toronto Raptors and Memphis Grizzlies... Appeared in 49 games (27 starts) and averaged 15.6 points, 8.6 rebounds, 1.4 assists and 1.08 blocks in 22.3 minutes while shooting 55.9 percent from the field, 29.2 percent from 3-point range and 79.5 percent from the free throw line... Set career highs for scoring per game and assists per game... Saw action in 30 games (10 starts) with the Raptors and averaged 12.8 points, 7.2 rebounds and 1.0 assists in 18.8 minutes before he was traded to Memphis with Delon Wright, C.J. Miles and a 2024 second round draft pick for Marc Gasol on Feb. 7... Broke out in his 19 games (17 starts) for the Grizzlies with averages of 19.9 points, 10.7 rebounds, 2.2 assists and 1.58 blocks in 27.7 minutes... Missed a total of 33 games... Sideline 30 games due to injury, including 25 games (Dec. 14-Feb. 5) with a left thumb dislocation suffered on Dec. 12 and the final five games of the season (April 3-10) with a grade II right ankle sprain suffered on March 31 at LA Clippers... Missed two games (Feb. 9, Feb. 22) for personal reasons... Missed one game (Feb. 7) due to a pending trade... Averaged 18.4 points, 10.0 rebounds, 1.7 assists and 1.44 blocks in 26.4 minutes in 27 games as a starter... Scored in double figures 36 times, including 15 games with at least 20 points (11 with the Grizzlies) and two games with at least 30 points (both with Memphis)... Grabbed double-digit rebounds 18 times, including two game with at least 20 rebounds... Recorded 16 double-doubles (11 with the Grizzlies), including two games with at least 20 points and 20 rebounds and one game with at least 30 points and 20 rebounds... Averaged 20.2 points, 10.9 rebounds, 2.0 assists and 1.71 blocks in 28.4 minutes in 17 starts with the Grizzlies... Notched a season-high four blocks on Nov. 2 at Phoenix... Scored 26 points in 18 minutes on Dec. 5 vs. Philadelphia, a Raptors franchise record for points when playing fewer than 20 minutes... Racked up 23 points (9-11 FG, 5-8 FT) and 10 rebounds in 21 minutes off the bench in his Grizzlies debut on Feb. 12 vs. San Antonio, becoming one of three players in 2018-19 to post at least 20 points and 10 rebounds in his first game with a new team (Lakers' LeBron James on Oct. 18; Raptors' Kawhi Leonard on Oct. 17) and the first player to post 20-10 off the bench in his team debut since Boston's Brandon Bass (Dec. 25, 2011)... Tied a career high with five assists on Feb. 13 at Chicago... Tallied a season-high tying four blocks on March 10 vs. Orlando... Posted a double-double in a career-high six straight games (March 20-30) and averaged 25.8 points, 16.7 rebounds, 2.5 assists and 2.17 blocks in 33.5 minutes over that span before sustaining the season-ending right ankle sprain on March 31... Became the first Grizzlies player since Zach Randolph (Dec. 18-30, 2009) to record at least 150 points and 100 rebounds in a six-game span... Scored 33 points (10-19 FG, 13-17 FT), including the game-winning free throw with 0.1 seconds left in overtime, with 15 rebounds (nine offensive) on March 20 vs. Houston... Posted 23 points and a season-high 24 rebounds, setting a franchise record with a career-best 23 defensive rebounds, with a season-high tying four blocks in a season-high 41 minutes on March 22 at Orlando... It marked the most defensive rebounds by an NBA player in a single game since Dwight Howard on Jan. 6, 2013... Led the Grizzlies with 27 points (12-25 FG, 3-5 FT) and 13 rebounds on March 27 vs. Golden State... Posted a career-high 34 points (14 in the fourth quarter), 20 rebounds (career-high tying 11 offensive) and a career-high tying five assists with two steals and two blocks in 34 minutes on March 30 at Phoenix, becoming the fourth player in franchise history to record a 30-point, 20-rebound game (Zach Randolph, Shareef Abdur-Rahim, Lorenzen Wright).





## JONAS VALANČIŪNAS

**2017-18 (Toronto):** Started all of his 77 appearances during his sixth NBA season and averaged 12.7 points, 8.6 points and 1.1 assists in 22.4 minutes while shooting 56.8 percent from the field, 40.5 percent from 3-point range and 80.6 percent from the free throw line... Ranked eighth in the NBA in field goal percentage and set career highs for 3-pointers made (30) and attempted (74) and 3-point field goal percentage (.405) after shooting just 1-for-4 from long range in his first five seasons combined... Placed 16th in the NBA in rebounds per game... Missed a total of five games... Missed one game (April 8) due to rest... Sideline four games (Oct. 23-30) with a left ankle sprain sustained in the first half on Oct. 21 vs. Philadelphia... Led the Raptors in scoring nine times and in rebounds a team-high 41 times... Scored in double figures 51 times, including 13 games with at least 20 points... Grabbed double-digit rebounds 29 times... Posted a team-high 26 double-doubles... Recorded game highs with 23 points and 15 rebounds in the season opener on Oct. 19 vs. Chicago, setting a franchise record with his fourth career double-double on opening night... Recorded 13 points and 15 rebounds on Dec. 17 vs. Sacramento, passing Antonio Davis (110) for second on the Raptors' all-time double-double list... Scored all of his 20 points and grabbed nine of his 13 rebounds in the third quarter on Jan. 5 at Milwaukee, becoming the first player since Luis Scola (March 18, 2013) to outscore (20-19) and outrebound (9-3) an opposing team in a single quarter... Totaled 15 points and a season-high 18 rebounds on Jan. 11 vs. Cleveland... Finished with 16 points, 13 rebounds and three blocks on Jan. 24 at Atlanta, passing Vince Carter for third in franchise history for blocks... Recorded team highs of 26 points and 14 rebounds on March 13 at Brooklyn... Set season highs with 28 points (12-16 FG, 2-2 3P, 2-2 FT) and four blocks to go with 14 rebounds on Jan. 26 vs. Utah... Contributed 16 points and a season-high tying 18 rebounds on March 15 at Indiana... **NBA Playoffs:** Appeared in all 10 of the Raptors' postseason games (nine starts) and averaged 14.6 points, 10.5 rebounds and 1.50 blocks in 24.4 minutes while shooting 54.2 percent from the field and 82.4 percent from the free throw line... Scored in double figures nine times, including one game with at least 20 points... Grabbed double-digit rebounds six times, including one game with at least 20 rebounds... Posted six double-doubles, including one game with at least 20 points and 20 rebounds... Averaged 13.5 points, 9.3 rebounds, 1.0 assists and 1.33 blocks in 24.6 minutes during Toronto's six-game First Round series with the Washington Wizards... Recorded 16.3 points, 12.3 rebounds, 1.5 assists and 1.75 blocks in 24.2 minutes in the Raptors' four-game Eastern Conference Semifinals series against the Cleveland Cavaliers... Recorded 21 points and a playoff career-high 21 rebounds in 34 minutes in Game 1 on May 1 vs. Cleveland.

**2016-17 (Toronto):** Started all of his 80 games played during his fifth NBA season and averaged 12.0 points and 9.5 rebounds in 25.8 minutes while shooting 55.7 percent from the field and 81.1 percent from the free throw line... Tied for eighth in the NBA in field goal percentage and ranked 14th in the league in rebounds per game... Set a career high for rebounds per game and free throw percentage... Missed two games (Nov. 6-9) with a left knee contusion... Led the Raptors in scoring three times and in rebounding 53 times... Scored in double figures 56 times, including seven games with at least 20 points and one 30-point effort... Grabbed double-digit rebounds 39 times... Posted a team-high 29 double-doubles... Scored 32 points (10-15 FG, 12-14 FT) and added 11 rebounds on Oct. 26 vs. Detroit for his third opening-night double-double, tying Chris Bosh for the most in franchise history... Posted double-digit rebounds in five consecutive games twice (Jan. 10-18, Dec. 5-14)... Recorded 18 points and 23 rebounds (11 offensive) on Jan. 10 vs. Boston... Passed Antonio Davis (2,839) for second on the Raptors' all-time rebounds list on Feb. 8 at Minnesota... Blocked a season-high three shots on Jan. 22 vs. Phoenix... Registered his 100th career double-double with 11 points and 12 rebounds on March 10 at Atlanta... Finished with 16 points and 17 rebounds on March 31 vs. Indiana, setting a franchise record for rebounds in a quarter with 13 boards in the third... Made his first career 3-pointer on April 12 at Cleveland... **NBA Playoffs:** Appeared in 10 postseason games (six starts) and averaged 11.2 points and 6.7 rebounds in 22.6 minutes while shooting 54.3 percent from the field and 72.7 percent from the free throw line... Scored in double figures five times, including one game with at least 20 points... Hauled in double-digit rebounds once and posted one double-double... Averaged 9.3 points and 7.2 rebounds in 21.1 minutes in Toronto's six-game First Round series against the Milwaukee Bucks... Recorded 14.0 points, 6.0 rebounds and 1.00 blocks in the Raptors' four-game Eastern Conference Semifinals series with the Cleveland Cavaliers... Had 23 points in 20 minutes off the bench in Game 2 on May 3 at Cleveland.

**2015-16 (Toronto):** Appeared in 60 games (59 starts) during his fourth NBA season and averaged 12.8 points, 9.1 rebounds and 1.33 blocks in 25.9 minutes while shooting 56.5 percent from the field and 76.1 percent from the free throw line... Finished sixth in the NBA in field goal percentage and 15th in the league in rebounds per game... Set a career high for blocks per game... Missed a total of 22 games... Away from the team for the season finale (April 13) due to rest... Sideline 21 games due to injury, including four games (March 15-20) with a left hand contusion and 17 games (Nov. 22-Dec. 26) with a fracture of the fourth metacarpal of his left hand sustained in the first half on Nov. 20 at LA Lakers... Led the team in rebounding 37 times... Scored in double figures 46 times, including seven games with at least 20 points... Grabbed double-digit rebounds 27 times... Posted a team-high 22 double-doubles... Blocked a career-high seven shots and tied a career high with three steals on April 1 at Memphis... Tied a season high with 18 rebounds on March 25 at Houston... Scored in double figures in a career-high 17 consecutive games from Feb. 1-March 12, averaging 13.8 points... Tied a career high with three steals on Feb. 8 at Detroit... Grabbed a season-high 18 rebounds on Jan. 28 vs. New York... Contributed 21 points and 15 rebounds on Oct. 28 vs. Indiana... **NBA Playoffs:** Saw action in 12 postseason games (10 starts) and averaged 13.8 points, 10.8 rebounds and 1.17 blocks in 26.7 minutes while shooting 56.7 percent from the field and 74.4 percent from the free throw line, helping guide the Raptors to the Eastern Conference Finals... Scored in double figures nine times, including two games with at least 20 points... Grabbed double-digit rebounds seven times... Posted six double-doubles... Averaged 13.6 points, 11.9 rebounds and 1.43 blocks in 26.3 minutes in the Raptors' seven-game First Round series against the Indiana Pacers... Recorded 18.3 points, 12.7 rebounds, 2.0 assists and 1.33 blocks in 33.7 minutes in the first three games of the Raptors' Eastern Conference Semifinals series against the Miami Heat... Missed eight games after suffering a right ankle sprain in Game 3 on May 7 at Miami... Returned in Game 5 of the Eastern Conference Finals against the Cleveland Cavaliers, scoring nine points in 18 minutes off the bench.





**2014-15 (Toronto):** Started all 80 of his appearances in his third NBA season and averaged 12.0 points, 8.7 rebounds and 1.19 blocks in 26.2 minutes while shooting 57.2 percent from the field and 78.6 percent from the free throw line... Ranked second in the NBA in field goal percentage and 19th in rebounds per game... Missed two games, including one game (March 13) for personal reasons and one game (Nov. 5) with a right hand contusion... Set a career high for field goal percentage... Led the team in rebounding 47 times... Scored in double figures 49 times, including eight games with at least 20 points and one game with at least 30 points... Grabbed double-digit rebounds 31 times... Posted 22 double-doubles... Grabbed a season-high eight offensive rebounds on Feb. 20 at Atlanta... Blocked a season-high five shots on March 30 vs. Houston... Collected a season-high 16 rebounds on Feb. 8 vs. San Antonio... Scored a season-high 31 points (14-15 FG, 3-4 FT) to go with 12 rebounds on Jan. 12 vs. Detroit... **NBA Playoffs:** Started every game and averaged 11.3 points and 9.3 rebounds in 26.4 minutes while shooting 50.0 percent from the field and 87.5 percent from the free throw line during the Raptors' four-game First Round series against the Washington Wizards... Scored in double figures twice... Grabbed double-digit rebounds twice... Posted one double-double.

**2013-14 (Toronto):** Started all 81 of his games played in his second NBA season and averaged 11.3 points and 8.8 rebounds in 28.2 minutes while shooting 53.1 percent from the field and 76.2 percent from the free throw line... Started and played 19 minutes for Team Hill in the BBVA Compass Rising Stars Challenge at All-Star Weekend in New Orleans, finishing with four points, two rebounds and two assists... Missed one game (March 19) with a sprained lower back sustained on March 18 at Atlanta... Scored in double figures 49 times, including five games with at least 20 points... Grabbed double-digit rebounds 32 times, including one game with at least 20 rebounds... Posted 25 double-doubles... Collected a season-high 21 rebounds on April 11 vs. New York... Scored a season-high 26 points on April 9 vs. Philadelphia... Played a career-high 45 minutes on March 21 vs. Oklahoma City... Blocked a season-high four shots on Dec. 14 at Chicago... **NBA Playoffs:** Started all seven games of the Raptors' First Round series against the Brooklyn Nets and averaged 10.9 points, 9.7 rebounds and 1.00 blocks in 28.6 minutes while shooting 63.3 percent from the field and 63.6 percent from the free throw line... Scored in double figures four times... Grabbed double-digit rebounds three times... Posted three double-doubles, including playoff season highs with 17 points and 18 rebounds in Game 1 on April 19 vs. Brooklyn.

**2012-13 (Toronto):** Appeared in 62 games (57 starts) in his NBA rookie campaign and averaged 8.9 points, 6.0 rebounds and 1.26 blocks in 23.9 minutes while shooting 55.6 percent from the field and 78.9 percent from the free throw line... Selected to the 2012-13 NBA All-Rookie Second Team... Named Eastern Conference Rookie of the Month for March after averaging 11.4 points and 7.3 rebounds while shooting 62.0 percent from the field in 15 games... Ranked among the Top 3 among rookies for field goal percentage, rebounds and blocks... Missed 20 games due to injury, including two games (April 12-14) due to a flexion extension injury of his neck and 18 games (Dec. 26-Jan. 30) with a fractured metacarpal on his right ring finger sustained on Dec. 21 vs. Orlando... Led the Raptors in rebounding 18 times... Scored in double figures 28 times... Grabbed double-digit rebounds 10 times... Posted eight double-doubles... Averaged 9.4 points, 6.1 rebounds and 1.30 blocks in 25.0 minutes in 57 starts... Joined Damon Stoudamire as the only rookies in team history to post a double-double (12 points, 10 rebounds) in his NBA debut on Oct. 31 vs. Indiana... Became the fifth rookie in franchise history to start on opening night... Made 28 straight starts before being placed on the inactive list with a fractured metacarpal in his right ring finger; became the first rookie to start each of his team's first 20 games of a season as a center since Shaquille O'Neal started Orlando's first 67 games in 1992-93... Grabbed a season-high 13 rebounds on Feb. 8 at Indiana... Recorded 14 points and matched a season high with 13 rebounds with four blocks on March 29 at Detroit... Blocked a season-high five shots on April 1 vs. Detroit... Poured in a season-best 24 points and set team rookie records shooting 16-for-18 from the free throw line on April 3 vs. Washington.

**2011-12 (Lietuvos Rytas):** Appeared in a total of 69 games (54 starts) for Lietuvos Rytas and averaged 11.7 points, 7.4 rebounds and 1.67 blocks in 23.2 minutes while shooting 62.3 percent from the field and 80.3 percent from the free throw line... 2011-12 FIBA Europe Young Men's Player of the Year... Competed in 23 games (17 starts) in the LKL and averaged 14.2 points, 7.4 rebounds and 1.87 blocks in 24.0 minutes while shooting 66.5 percent from the field and 82.5 percent from the free throw line... Named Most Entertaining Player in the Lithuanian League All-Star Game... Saw action in 23 games (17 starts) in the VTB United League and averaged 10.7 points, 7.3 rebounds and 1.70 blocks in 23.0 minutes while shooting 58.5 percent from the field and 79.3 percent from the free throw line... VTB United February Player of the Month... Appeared in 16 games (15 starts) in the Eurocup and averaged 10.8 points, 7.6 rebounds and 1.56 blocks in 23.3 minutes while shooting 63.4 percent from the field and 80.0 percent from the free throw line... All-Eurocup First Team... Eurocup Rising Star Trophy winner, which recognizes the most outstanding player under 22... Started all four of his games in the BBL Elite Division and averaged 10.3 points, 7.0 rebounds, 1.3 assists and 1.00 blocks in 23.6 minutes while shooting 57.1 percent from the field and 69.2 percent from the free throw line... Played three games (one start) in the Euroleague Qualifier and averaged 8.0 points, 6.3 rebounds and 1.33 blocks in 18.5 minutes while shooting 50.0 percent from the field and 83.3 percent from the free throw line.

**2010-11 (Lietuvos Rytas):** Competed in 33 games and averaged 11.5 points, 7.3 rebounds and 1.79 blocks in 20.6 minutes while shooting 66.8 percent from the field in the Lithuanian League... Ranked first in the league in blocks, third in rebounds and second in field goal percentage (66.8 percent)... Scored in double figures in 22 games and grabbed double-digit rebounds nine times... Averaged 7.3 points, 5.1 rebounds and 1.4 blocks in 17.3 minutes in nine games in the VTB United League... Appeared in 15 games (five starts) in the Euroleague and averaged 7.7 points and 5.8 rebounds in 14.9 minutes while shooting 70.8 percent from the field and 88.5 percent from the free throw line. Saw action in four games in the Baltic League and averaged 12.0 points, 5.3 rebounds and 1.8 blocks in 20.8 minutes while shooting 79.2 percent from the field.





# JONAS VALANCIŪNAS

PLAYERS

**2009-10 (Perlas Vilnius/Lietuvos Rytas):** Started the season in the Lithuanian League with Perlas Vilnius, averaging 11.6 points, 7.5 rebounds and 1.5 blocks in 21.9 minutes in 13 appearances... Played in eight Baltic League games, posting 12.4 points, 8.6 rebounds and 2.4 blocks... Joined Lietuvos Rytas in January and averaged 8.9 points, 5.1 rebounds and 1.2 blocks in 16.9 minutes in Lithuanian League play... Participated in eight Baltic League games with Lietuvos Rytas and averaged 11.0 points, 5.1 rebounds and 1.4 blocks... Competed with Lietuvos Rytas' junior team in the Ciutat de L'Hospitalet tournament, a qualification for the Nike International Junior Tournament, and averaged 21.5 points, 13.5 rebounds and 4.0 blocks in 28.4 minutes over four contests... Recorded 33 points vs. KK Split's junior squad and 24 rebounds against Unicaja's junior team.

**2008-09 (Perlas Vilnius):** Averaged 10.1 points, 7.8 rebounds and 2.1 blocks for Perlas Vilnius in Lithuania's second division (NKL)... Competed at the Nike International Junior Tournament for Lietuvos Rytas' junior team, averaging 16.1 points, 10.9 rebounds and 2.9 blocks in 21.3 minutes in eight games.

## NATIONAL TEAM

**FIBA Senior Team Events:** Represented Lithuania at the 2019 FIBA World Cup and averaged 14.0 points, 8.8 rebounds, 1.00 steals, and 1.60 blocks in 22.6 minutes while shooting 64.3 percent from the field in five games... Averaged 13.0 points, 6.0 rebounds, 2.0 assists and 2.50 blocks in 20.0 minutes in two games to guide Lithuania to a gold medal finish in the 2017 in the European World Cup Qualifier... Competed in nine games and averaged 15.8 points and 12.0 rebounds in 27.3 minutes at the 2017 EuroBasket... Averaged 6.7 points and 7.0 rebounds in 23.8 minutes in six games at the 2016 Olympic Games, helping Lithuania to a seventh-place finish... Averaged 16.0 points and 8.4 rebounds in 27.5 minutes in eight games at the 2015 EuroBasket... Recorded 14.4 points and 8.4 rebounds in 24.8 minutes in nine games at the 2014 FIBA World Cup... Registered 6.5 points and 5.2 rebounds in 16.5 minutes in 11 games at the 2013 EuroBasket, helping Lithuania win a silver medal... Tallied 4.2 points and 4.0 rebounds in 11.5 minutes in six appearances at the 2012 Olympic Games, guiding Lithuania to an eighth-place finish... Posted 8.0 points and 4.0 rebounds in 16.0 minutes in four contests during the 2012 Olympic Qualifiers, leading the team to a silver medal... Recorded 8.4 points and 4.1 rebounds in 15.7 minutes at the 2011 EuroBasket.

**FIBA Junior Team Events:** Averaged 23.0 points, 12.0 rebounds and 3.22 blocks in 30.9 minutes in nine games to win MVP and guide Lithuania to a gold medal at the 2011 FIBA U19 World Cup... Posted 19.4 points, 13.4 rebounds and 2.67 blocks in 30.2 minutes in nine contests to earn MVP honors and help Lithuania win gold at the 2010 FIBA U18 Euro Championship A... Recorded 19.3 points, 10.6 rebounds and 2.56 blocks in 27.6 minutes in nine games to lead Lithuania to a fourth-place finish at the 2009 FIBA U18 Euro Championship A... Registered 14.2 points, 11.1 rebounds and 2.25 blocks in 23.5 minutes in eight contests to win MVP and help Lithuania take gold at the 2008 FIBA U16 Euro Championship A... Tallied 2.3 points and 2.9 rebounds in 7.8 minutes in seven games as Lithuania won bronze at the 2007 FIBA U16 Euro Championship A.

## PERSONAL

Born May 6, 1992 in Utena, Lithuania... While with the Raptors, sponsored a ticket program for youth in the Lithuanian/Canadian community and surprised youth basketball players at clinics in Toronto... Participated in the NBA and FIBA Basketball Without Borders Europe camp in Istanbul, Turkey in June 2008.

## CAREER REGULAR SEASON GAME HIGHS

<b>MIN</b>	<b>45</b>	<b>3/21/14, TOR VS OKC</b>	<b>FT</b>	<b>16</b>	<b>4/3/13, TOR VS WAS</b>	<b>AST</b>	<b>12</b>	<b>8/13/20, MEM VS MIL</b>
<b>FG</b>	<b>16</b>	<b>3/30/19, MEM AT PHO</b>	<b>FTA</b>	<b>18</b>	<b>4/3/13, TOR VS WAS</b>	<b>STL</b>	<b>3</b>	<b>12/4/19, MEM AT CHI (4X)</b>
<b>FGA</b>	<b>28</b>	<b>3/30/19, MEM AT PHO</b>	<b>OREB</b>	<b>11</b>	<b>3/30/19, MEM AT PHO (2X)</b>	<b>TOV</b>	<b>6</b>	<b>12/14/19, MEM VS WAS (3X)</b>
<b>3P</b>	<b>3</b>	<b>1/5/20, MEM AT PHO (2X)</b>	<b>DREB</b>	<b>23</b>	<b>3/22/19, MEM AT ORL</b>	<b>BLK</b>	<b>7</b>	<b>4/1/16, TOR AT MEM</b>
<b>3PA</b>	<b>5</b>	<b>10/27/19, MEM VS BRK</b>	<b>REB</b>	<b>25</b>	<b>2/28/20, MEM VS SAC</b>	<b>PTS</b>	<b>34</b>	<b>3/30/19, MEM AT PHO</b>





# JUSTISE WINSLOW

# 7

HEIGHT 6'6" WEIGHT 225

POSITION FORWARD

PRIOR TO NBA DUKE

NBA SEASONS 5

## NBA Regular Season Statistics

Season	TM	G	GS	MP	FG	FGA	FG%	3P	3PA	3P%	FT	FTA	FT%	ORB	DRB	TRB	AST	STL	BLK	TOV	PF	PTS	RPG	APG	PPG
2015-16	MIA	78	8	2232	195	462	.422	32	116	.276	80	117	.684	81	322	403	117	68	26	95	184	502	5.2	1.5	6.4
2016-17	MIA	18	15	625	80	225	.356	7	35	.200	29	47	.617	23	71	94	66	26	6	33	52	196	5.2	3.7	10.9
2017-18	MIA	68	25	1680	207	488	.424	49	129	.380	66	104	.635	64	306	370	148	54	33	77	140	529	5.4	2.2	7.8
2018-19	MIA	66	52	1959	324	749	.433	96	256	.375	86	137	.628	63	292	355	282	72	19	142	177	830	5.4	4.3	12.6
2019-20	MIA	11	5	352	50	129	.388	6	27	.222	18	27	.667	16	57	73	44	7	5	24	38	124	6.6	4.0	11.3
CAREER		241	105	6848	856	2053	.417	190	563	.337	279	432	.646	247	1048	1295	657	227	89	371	591	2181	5.4	2.7	9.0

## NBA Playoff Statistics

Season	TM	G	GS	MP	FG	FGA	FG%	3P	3PA	3P%	FT	FTA	FT%	ORB	DRB	TRB	AST	STL	BLK	TOV	PF	PTS	RPG	APG	PPG
2015-16	MIA	13	2	330	32	74	.432	5	18	.278	21	30	.700	17	46	63	8	8	4	12	35	90	4.8	0.6	6.9
2017-18	MIA	5	0	125	15	42	.357	7	19	.368	12	17	.706	7	26	33	13	4	4	8	17	49	6.6	2.6	9.8
CAREER		18	2	455	47	116	.405	12	37	.324	33	47	.702	24	72	96	21	12	8	20	52	139	5.3	1.2	7.7

## PRO CAREER

**NBA Regular Season:** Five-year NBA veteran has appeared in 241 games (105 starts) for the Miami Heat... Has averaged 9.0 points, 5.4 rebounds and 2.7 assists in 28.4 minutes while shooting 41.7 percent from the field, 33.7 percent from 3-point range and 64.6 percent from the free throw line... Has officially missed 157 games due to injury, one as a DNP (Coach's Decision) and one due to a pending trade... Has scored in double figures 103 times, including 14 games with at least 20 points... Has grabbed double-digit rebounds 21 times... Has recorded double-digit assists twice... Has posted 10 double-doubles... His longest streak of consecutive games scoring in double figures is 13 (Dec. 23, 2018-Jan. 19, 2019)... His longest streak of consecutive games scoring at least 20 points is three (twice, last from Dec. 23-28, 2018)... His longest streak of consecutive games with a 3-pointer made is 14 (Nov. 16-Dec. 14, 2018)... His career high for most consecutive games with a steal is 10 (Oct. 30-Dec. 18, 2016)... Has recorded 56 multi-steal games and 14 multi-block games.

**NBA Playoffs:** Has appeared in 18 postseason games (two starts) for the Miami Heat and has averaged 7.7 points, 5.3 rebounds and 1.2 assists in 25.3 minutes while shooting 40.5 percent from the field, 32.4 percent from 3-point range and 70.2 percent from the free throw line... DNP (Coach's Decision) once... Has scored in double figures four times in postseason play... Has grabbed double-digit rebounds once... Has posted one double-double.

**NBA Transactions:** Selected by the Miami Heat with the 10th overall pick in the first round of the 2015 NBA Draft on June 25, 2015... Signed a multi-year contract with the Miami Heat on July 3, 2015... Signed a multi-year contract extension with the Miami Heat on Oct. 13, 2018... As part of a three-team trade, traded by the Miami Heat with Dion Waiters to the Memphis Grizzlies; Miami traded James Johnson to the Minnesota Timberwolves; Memphis traded Jae Crowder, Solomon Hill and Andre Iguodala to the Miami Heat; Minnesota traded Gorgui Dieng to Memphis on Feb. 6, 2020.

**Honors:** 2015-16 NBA All-Rookie Second Team.

**2019-20 (Miami/Memphis):** Split his fifth NBA season between the Miami Heat and Memphis Grizzlies... Appeared in 11 games (five starts), all with the Heat, and averaged 11.3 points, 6.6 rebounds and 4.0 assists in 32.0 minutes while shooting 38.8 percent from the field, 22.2 percent from 3-point range and 66.7 percent from the free throw line... Missed 53 games... Sidelined 52 games due to injury, including two games (Oct. 31-Nov. 3) with lower back stiffness/tightness, nine games (Nov. 7-25) with a concussion, nine games (Dec. 6-23) with a lower back strain, 19 games (Dec. 27-Jan. 5, Jan. 10-Feb. 5) with a lower back bone bruise, 13 games (Feb. 9-March 10) with back soreness and eight games (July 31-Aug. 15) with a left hip displacement... Not with team one game (Feb. 7) due to a pending trade... Traded by Miami to Memphis in a three-team trade also involving the Minnesota Timberwolves on Feb. 6... Scored in double figures eight times... Grabbed double-digit rebounds once... Posted one double-double... Started the season by averaging 19.0 points, 9.3 rebounds, 6.7 assists, 1.00 steals

BUSINESS  
OPS

MEDIA

COMMUNITY

HISTORY

PLAYOFFS

REVIEW

OPPONENTS

NBA

FEDERATION

AT A GLANCE





# JUSTISE WINSLOW

and 1.00 blocks in 40.1 minutes in the first three games... Recorded a season-high 27 points, seven rebounds and a season-high tying seven assists in the season opener on Oct. 23 vs. Memphis... Posted 10 points, a career-high tying 13 rebounds and a season-high tying seven assists on Oct. 26 at Milwaukee... Sideline during the Grizzlies' eight-game seeding schedule at Walt Disney World in Orlando and for the team's play-in game on Aug. 15 vs. Portland due to a left hip displacement.

**2018-19 (Miami):** Appeared in 66 games (52 starts) during his fourth NBA season and averaged 12.6 points, 5.4 rebounds, 4.3 assists and 1.09 steals in 29.7 minutes while shooting 43.3 percent from the field, 37.5 percent from 3-point range and 62.8 percent from the free throw line... Missed 16 games due to injury, including four games (Oct. 17-24) with right hamstring soreness, one game (Dec. 20) with right ankle soreness, two games (Feb. 23-25) with left knee soreness and nine games (March 17-28) with a right thigh bruise... Set career highs in points, scoring average, field goals made and attempted, field goal percentage, 3-point field goals made and attempted, free throws made and attempted, double-doubles, assists, steals and starts... Finished second on the team in 3-point field goal percentage, minutes played and third in double-doubles... Led the Heat in scoring 10 times, in assists and steals 23 times each, in minutes 10 times, in rebounds seven times and in blocks three times... Scored in double figures 46 times (a career high), including 10 games with at least 20 points... Grabbed double-digit rebounds six times... Recorded double-digit assists twice... Posted six double-doubles... Had a career-high 21 multi-steal games... Hauled in a career-high six offensive rebounds on Nov. 3 at Atlanta... Collected a season-high 11 rebounds on Nov. 14 at Brooklyn, Dec. 28 vs. Cleveland and Feb. 13 at Dallas... Made at least one 3-pointer in a career-high 14 consecutive games from Nov. 16-Dec. 14... Scored a career-high 28 points on Dec. 10 at LA Lakers while setting career highs for threes made (6) and attempted (10)... Grabbed his 1,000th career rebound on Dec. 22 vs. Milwaukee... Handed out a career-high 11 assists on Jan. 10 vs. Boston... Made his 100th career start on April 10 at Brooklyn.

**2017-18 (Miami):** Competed in 68 games (25 starts) in his third NBA season and averaged 7.8 points, 5.4 rebounds and 2.2 assists in 24.7 minutes while shooting 42.4 percent from the field, 38.0 percent from 3-point range and 63.5 percent from the free throw line... Missed 14 games (Dec. 15-Jan. 10) with a left knee strain... Set career highs for 3-point field goal percentage and blocks (33)... Topped the team in blocks 10 times, in rebounds nine times, in steals eight times, in minutes five times and in assists three times... Scored in double figures 23 times... Grabbed double-digit rebounds six times... Posted two double-doubles... Registered a career-high three blocks on Jan. 27 vs. Charlotte... Equaled his career high with four steals on March 5 vs. Phoenix... Tied his career high with 13 rebounds on March 12 at Portland... Scored a season-high 18 points on April 4 at Atlanta... 2018 Playoffs: Came off the bench in all five games in Miami's Opening Round series against the Philadelphia 76ers and averaged 9.8 points, a team-high 6.6 rebounds and 2.6 assists in 25.0 minutes... Scored in double figures twice... Grabbed double-digit rebounds once... Posted one double-double... Recorded postseason career highs in points (19) and rebounds (10) in Game 3 on April 19.

**2016-17 (Miami):** Saw action in 18 games (15 starts) in his second NBA season and averaged 10.9 points, 5.2 rebounds, 3.7 assists and 1.44 steals in 34.7 minutes while shooting 35.6 percent from the field and 61.7 percent from the free throw line... Missed 64 games due to injury, including 16 games (Nov. 15-Dec. 12) with a sore left wrist and the final 48 games of the season (Jan. 1-April 12) due to a right shoulder injury that required surgery on Jan. 5... Led the team in scoring once, in minutes eight times, in steals four times and in rebounds and assists twice each... Scored in double figures 11 times, including one game with at least 20 points... Grabbed double-digit rebounds once... Posted one double-double... Had at least one steal in a career-high 10 straight games (Oct. 30-Dec. 18)... Recorded a season-high 23 points with a career-high tying 13 rebounds and a career-high tying four steals on Dec. 22 vs. LA Lakers.

**2015-16 (Miami):** Appeared in 78 games (eight starts) during his rookie season and averaged 6.4 points, 5.2 rebounds and 1.5 assists in 28.6 minutes while shooting 42.2 percent from the field and 68.4 percent from the free throw line... Missed four games... Sideline three games (Dec. 28-29, April 12) with a sprained left ankle... DNP (Coach's Decision) once... Earned NBA All-Rookie Second Team honors... Ranked among NBA rookie leaders in minutes per game (4th), steals per game (6th), rebounds per game (9th), assists per game (14th) and scoring average (14th)... Led the Heat in games played, becoming the fifth rookie in franchise history to lead Miami in games played... Led the team in scoring once, in steals 23 times, in minutes and rebounds seven times each, in blocks six times and in assists once... Scored in double figures 15 times, including one game with at least 20 points... Grabbed double-digit rebounds seven times... Made his NBA debut on Oct. 28 vs. Charlotte... Made his first NBA start on Jan. 11 at Golden State... Grabbed a career-high 13 rebounds on Feb. 28 at New York... Scored a season-high 20 points on March 14 vs. Denver... 2016 Playoffs: Saw action in 13 postseason games (two starts) and averaged 6.9 points and 4.8 rebounds in 25.4 minutes... DNP (Coach's Decision) once... Scored in double figures twice... Came off the bench in all seven games against the Charlotte Hornets in the Opening Round and averaged 6.4 points and 4.7 rebounds in 23.7 minutes... Tallied eight points, four rebounds and one steal in 27 minutes in his postseason debut in Game 1 on April 17... Appeared in six games in the Eastern Conference Semifinals against the Toronto Raptors and averaged 7.5 points and 5.0 rebounds in 27.2 minutes... Started the final two games of the series at center... Made his first postseason start in Game 6 on May 13 vs. Toronto and totaled 12 points, three rebounds and one steal in 27 minutes.

## NATIONAL TEAM

Named to the 2016 USA Basketball Men's Select Team... Earned gold medals with USA Basketball at the 2014 FIBA Americas U18 Championship, the 2013 FIBA U19 Championship and the 2012 FIBA U17 World Championship.

## COLLEGE CAREER

Played one season at Duke University (2014-15)... Started all 39 games as a freshman for the Blue Devils and averaged 12.6 points, 6.5 rebounds, 2.1 assists and 1.33 steals in 29.1 minutes while shooting 48.6 percent from the field, 41.8 percent from 3-point range and 64.1 percent from the free throw line... Helped guide the Blue Devils to the 2015 NCAA Championship... Started all six games during the NCAA Tournament and averaged 14.3 points, 9.3 rebounds, 2.7 assists, 1.50 steals and 1.67 blocks while shooting 50.9 percent from the field, 57.1 percent from 3-point range and 75.9 percent from the free throw line... Named to the NCAA Final Four All-Tournament Team and the NCAA South





Regional All-Tournament Team... Selected to the All-ACC Freshman Team and USBWA All-District III Team... Earned a spot on the All-ACC Academic Team... A finalist for the Julius Erving Award, given to the nation's top small forward... Named ACC Rookie of the Week on Feb. 9... Led the team in 3-point field goal percentage and finished second in rebounds, steals, blocks and free throws made while finishing third in points, assists and 3-point field goals made... Teamed with current Grizzlies guards Tyus Jones and Grayson Allen.

PERSONAL

Born March 26, 1996 in Houston, Texas... Full name is Justise Jon Winslow... The son of Robin Davis and Rickie Winslow... Has three older brothers and an older sister... His father played college basketball at the University of Houston (1983-87) and was a member of the famed Phi Slama Jama team that included Hakeem Olajuwon and Clyde Drexler... His father was selected 28th overall by the Chicago Bulls in the 1987 NBA Draft and played for the Milwaukee Bucks during the 1987-88 season before playing for several teams professionally overseas (1987-2000)... His brother, Josh, played football at Dartmouth, and his sister, Bianca, played basketball at the University of Houston... His cousin, Michelle Taylor, played basketball at Appalachian State University... Interests include video games, swimming, art museums, photography, watching documentaries, learning to produce music, making short films and doing volunteer work... When his playing career is over, he would like to start his own department in a boarding school for kids interested in performing arts... Founded Robin's House Foundation with his family with the vision to nurture children, empower youth and strengthen families... The foundation's mission is to encourage and guide children and young adults to discover their highest potential through education, recreation and community outreach... Has hosted The Justise Winslow Invitational Camp, a free two-day basketball camp in his hometown of Houston each of the past four summers for 80 boys grades 5-8... Campers are chosen based on an essay written on anti-bullying... In addition to the free camp and lunch, campers also receive free gear, backpacks and shoes... Has also held a back-to-school event providing students with needed school supplies and encouraging kids to pursue higher education... Helped raise money for the victims of Hurricane Harvey in Houston in September 2017... Traveled to Singapore in August 2017 representing the NBA as part of the Jr. NBA program where he participated in clinics, on-court instruction, visits to partner activations, a social function with coaches and campers and interacted with fans, local athletes and celebrities... Has volunteered at Texas Children's Hospital as part of a literacy outreach program and as a youth basketball coach... Co-chair of the African-American Affinity Group as a high school senior at St. John's HS in Houston... Had his high school number (42) retired on Feb. 1, 2016... Finished his high school career with 3,208 points, 1,708 rebounds and averages of 23.9 points, 12.8 rebounds, 3.2 assists, 2.20 steals and 2.00 blocks in 125 games... A 2014 McDonald's All-American and two-time Gatorade Texas Boys Basketball Player of the Year.

INTRO

PLAYERS

EXECUTIVE

BASKETBALL OPS

BUSINESS OPS

MEDIA

COMMUNITY

HISTORY

PLAYOFFS

REVIEW

OPPONENTS

NBA

CAREER REGULAR SEASON GAME HIGHS

MIN	46	12/20/16, MIA VS ORL	FT	6	10/23/19, MIA VS MEM (3X)	AST	11	1/10/29, MIA VS BOS
FG	11	1/25/19, MIA AT CLE (3X)	FTA	10	10/23/19, MIA VS MEM (3X)	STL	4	4/10/19, MIA AT BRK (8X)
FGA	21	10/23/19, MIA VS MEM (2X)	OREB	6	11/3/18, MIA AT ATL	TOV	6	11/27/18, MIA VS ATL (2X)
3P	6	12/10/18, MIA AT LAL	DREB	13	2/28/16, MIA AT NYK	BLK	3	1/27/18, MIA VS CHA
3PA	10	12/10/18, MIA AT LAL	REB	13	10/26/19, MIA AT MIL (4X)	PTS	28	12/10/18, MIA AT LAL





# TV ROSTER

PLAYERS



**HC TAYLOR JENKINS**

HEAD COACH  
COLLEGE: PENNSYLVANIA



**3 GRAYSON ALLEN**

POSITION: GUARD  
HEIGHT: 6'4"  
WEIGHT: 198  
PRIOR TO NBA: DUKE/USA



**1 KYLE ANDERSON**

POSITION: FORWARD  
HEIGHT: 6'8"  
WEIGHT: 230  
PRIOR TO NBA: UCLAS/USA



**22 DESMOND BANE**

POSITION: GUARD/FORWARD  
HEIGHT: 6'6"  
WEIGHT: 215  
PRIOR TO NBA: TCU/USA



**24 DILLON BROOKS**

POSITION: GUARD/FORWARD  
HEIGHT: 6'6"  
WEIGHT: 220  
PRIOR TO NBA: OREGON/CAN



**15 BRANDON CLARKE**

POSITION: FORWARD  
HEIGHT: 6'8"  
WEIGHT: 210  
PRIOR TO NBA: GONZAGA/CAN



**14 GORGUI DIENG**

POSITION: CENTER  
HEIGHT: 6'10"  
WEIGHT: 252  
PRIOR TO NBA: LOUISVILLE/SENEGAL



**13 JAREN JACKSON JR.**

POSITION: FORWARD/CENTER  
HEIGHT: 6'11"  
WEIGHT: 242  
PRIOR TO NBA: MICHIGAN ST/USA



**21 TYUS JONES**

POSITION: GUARD  
HEIGHT: 6'0"  
WEIGHT: 196  
PRIOR TO NBA: DUKE/USA



**46 JOHN KONCHAR**

POSITION: GUARD/FORWARD  
HEIGHT: 6'3"  
WEIGHT: 210  
PRIOR TO NBA: FORT WAYNE/USA



**30 SEAN McDERMOTT**

POSITION: GUARD/FORWARD  
HEIGHT: 6'8"  
WEIGHT: 195  
PRIOR TO NBA: BUTLER/USA



**0 DE'ANTHONY MELTON**

POSITION: GUARD  
HEIGHT: 6'2"  
WEIGHT: 200  
PRIOR TO NBA: USC/USA



**12 JA MORANT**

POSITION: GUARD  
HEIGHT: 6'3"  
WEIGHT: 175  
PRIOR TO NBA: MURRAY ST/USA



**4 JONTAY PORTER**

POSITION: FORWARD/CENTER  
HEIGHT: 6'10"  
WEIGHT: 236  
PRIOR TO NBA: MISSOURI/USA



**35 KILLIAN TILLIE**

POSITION: FORWARD/CENTER  
HEIGHT: 6'10"  
WEIGHT: 220  
PRIOR TO NBA: GONZAGA/France



**2 XAVIER TILLMAN, SR.**

POSITION: FORWARD  
HEIGHT: 6'8"  
WEIGHT: 245  
PRIOR TO NBA: MICHIGAN ST/USA



**17 JONAS VALANCIUNAS**

POSITION: CENTER  
HEIGHT: 7'0"  
WEIGHT: 265  
PRIOR TO NBA: LIETUVOS RYTAS/LT



**7 JUSTISE WINSLOW**

POSITION: FORWARD  
HEIGHT: 6'6"  
WEIGHT: 225  
PRIOR TO NBA: DUKE/USA





## THROUGH THE DRAFT (2)

**Jaren Jackson Jr.** 2018 NBA Draft (4th overall, first round); signed multi-year contract on July 1, 2018

**Ja Morant** 2019 NBA Draft (2nd overall, first round); signed multi-year contract on July 1, 2019

## THROUGH TRADES (9)

**Dillon Brooks** Draft rights (45th overall in 2018) acquired from the Houston Rockets for a 2018 second round draft pick; signed a multi-year contract on July 21, 2017

**Jonas Valanciunas** Acquired from the Toronto Raptors with Delon Wright, C.J. Miles and a 2024 second round draft pick for Marc Gasol on Feb. 7, 2019; re-signed a multi-year contract on July 11, 2019

**Grayson Allen** Acquired from the Utah Jazz with Jae Crowder, Kyle Korver, the draft rights to Darius Bazley (23rd overall in 2019) and a conditional 2020 first round draft pick for Mike Conley on July 6, 2019

**Brandon Clarke** Draft rights (21st overall in 2019) acquired from the Oklahoma City Thunder for the draft rights to Darius Bazley (23rd overall in 2019) and a 2024 second round draft pick on July 6, 2019

**De'Anthony Melton** Acquired from the Phoenix Suns with Josh Jackson, a 2020 second round draft pick and a conditional 2021 second round draft pick for Jevon Carter and Kyle Korver on July 7, 2019; re-signed a multi-year contract on Nov. 22, 2020

**Justise Winslow** Acquired from the Miami Heat with Dion Waiters for Jae Crowder, Solomon Hill and Andre Iguodala in a three-team trade also involving the Minnesota Timberwolves on Feb. 6, 2020; Miami traded James Johnson to Minnesota; Minnesota traded Gorgui Dieng to Memphis

**Gorgui Dieng** Acquired from the Minnesota Timberwolves in a three-team trade also involving the Miami Heat on Feb. 6, 2020; Memphis traded Jae Crowder, Solomon Hill and Andre Iguodala to Miami; Miami traded James Johnson to Minnesota

**Xavier Tillman Sr.** Draft rights (35th overall in 2020) acquired from the Sacramento Kings for the draft rights to Robert Woodard II (40th overall) and a 2022 second round draft pick on Nov. 19, 2020; signed a multi-year contract on Nov. 28, 2020

**Desmond Bane** Draft rights (30th overall in 2020) acquired from the Boston Celtics in a three-team trade also involving the Portland Trail Blazers on Nov. 20, 2020; Memphis traded two future second round picks to Boston and traded cash considerations to Portland; Portland traded Mario Hezonja to Memphis; Boston traded Enes Kanter to Portland; signed a multi-year contract on Nov. 25, 2020

## THROUGH FREE AGENCY (6)

**Kyle Anderson** Signed a multi-year offer sheet on July 6, 2018; signed a multi-year contract on July 8, 2018

**John Konchar** Signed a two-way contract on July 7, 2019; re-signed to a multi-year contract on Nov. 22, 2020

**Tyus Jones** Signed a multi-year offer sheet on July 7, 2019; signed a multi-year contract on July 11, 2019

**Jontay Porter** Signed a multi-year contract on March 8, 2020; re-signed a multi-year contract on Nov. 22, 2020

**Killian Tillie** Signed a two-way contract on Nov. 24, 2020

**Sean McDermott** Signed a two-way contract on Nov. 24, 2020

INTRO

PLAYERS

EXECUTIVE

BASKETBALL  
OPS

BUSINESS  
OPS

MEDIA

COMMUNITY

HISTORY

PLAYOFFS

REVIEW

OPPONENTS

NBA

FEDERATION

AT A GLANCE





# ROSTER

PLAYERS

NO.	PLAYER	POSITION	HEIGHT	WEIGHT	DATE OF BIRTH	PRIOR TO NBA/HOME COUNTRY	YEARS PRO
3	Grayson Allen	G	6-3 ¾	198	10/8/1995	Duke/USA	2
1	Kyle Anderson	F	6-8 ¾	230	9/20/1993	UCLA/USA	6
22	Desmond Bane	G/F	6-6	215	6/25/1998	TCU/USA	R
24	Dillon Brooks	G/F	6-6 ½	220	1/22/1996	Oregon/Canada	3
15	Brandon Clarke	F	6-7 ¾	210	9/19/1996	Gonzaga/Canada	1
14	Gorgui Dieng	C	6-10	252	1/18/1990	Louisville/Senegal	7
13	Jaren Jackson Jr.	F/C	6-11	242	9/15/1999	Michigan State/USA	2
21	Tyus Jones	G	6-0 ¾	196	5/10/1996	Duke/USA	5
46	John Konchar	G/F	6-4 ¾	210	3/22/1996	Fort Wayne/USA	1
30	Sean McDermott <sup>2W</sup>	G/F	6-6	195	11/3/1996	Butler/USA	R
0	De'Anthony Melton	G	6-2 ¼	200	5/28/1998	USC/USA	2
12	Ja Morant	G	6-2 ½	175	8/10/1999	Murray State/USA	1
4	Jontay Porter	F/C	6-10	236	11/15/1999	Missouri/USA	R
35	Killian Tillie <sup>2W</sup>	F/C	6-10	220	3/5/1998	Gonzaga/France	R
2	Xavier Tillman Sr.	F	6-8	245	1/12/1999	Michigan State/USA	R
17	Jonas Valanciunas	C	6-11 ¼	265	5/6/1992	Lietuvos Rytas/Lithuania	8
7	Justise Winslow	F	6-6	225	3/26/1996	Duke/USA	5

\* - 2W indicates a Two-Way Player who will be eligible to play for the Memphis Grizzlies and the NBA G League's Memphis Hustle.

## Head Coach

Taylor Jenkins (Pennsylvania)

## Assistant Coach

Blake Ahearn (Missouri State)

## Assistant Coach

Brad Jones (Lambuth)

## Assistant Coach

Darko Rajakovic (Serbia)

## Assistant Coach

David McClure (Duke)

## Assistant Coach

James "Scoonie" Penn (Ohio State)

## Assistant Coach

Sonia Raman (MIT)

## Assistant Coach

Vitaly Potapenko (Wright State)

## Head of Sports Medicine

Eric Oetter (Georgia)

## PRONUNCIATION GUIDE

Dillon Brooks (DILL-en)

Gorgui Dieng (GOR-ghee Jeng)

Jaren Jackson Jr. (JAIR-in)

Ja Morant (Jah mo-RANT)

Jontay Porter (JOHN-tay)

Jonas Valanciunas (YO-nahs vah-lahn-CHEW-nas)

Vitaly Potapenko (po-TAH-pen-ko)

Sonia Raman (SOHN-ya RAH-mun)

Eric Oetter (Otter)



# EXECUTIVE

EXECUTIVE







## ROBERT PERA

CHAIRMAN AND CONTROLLING OWNER

Robert Pera has served as Chairman and Controlling Owner of the Grizzlies since 2012. Pera has made significant investments into the Grizzlies, and under his stewardship, the organization has experienced unprecedented success, including a club-record 56-win season and the club's first appearance in the Western Conference Finals. The Grizzlies have also won more playoff games during Pera's tenure than in the 17 seasons prior. More importantly, Pera has stayed true to his commitment to "make a positive and meaningful difference in the community," becoming a strong supporter of the Grizzlies Foundation. Understanding the power of sport to transform lives, particularly those of children at risk, the Grizzlies Foundation has invested significantly in: increasing the number of high school graduates prepared for success in college and the workforce; enabling positive adult mentors to engage in youth mentoring and development; and ensuring that all Memphians have access to healthy exercise spaces. The Grizzlies are the first professional sports team ever to receive the prestigious President's Council on Fitness, Sports and Nutrition Award in recognition of exemplary service to the broader community.

Pera, who grew up in Silicon Valley and established his first computer services company at the age of 16, founded Ubiquiti Inc., a next-generation, global communications technology company, with \$30,000 of his personal savings. Pera saw an opportunity to enhance existing 802.11 WiFi technology such that it could be used to bring the internet to underserved areas (e.g., rural areas and developing regions) lacking the infrastructure to access the internet through traditional avenues. Ubiquiti has since successfully expanded into new market segments (e.g., enterprise-class networking equipment and consumer electronics). Under Pera's leadership, Ubiquiti has made meaningful progress towards closing the digital divide. Ubiquiti's community of grass roots operators have connected millions of people to the Internet in some of the most remote regions in the world. Pera continues to serve as Ubiquiti's Chief Executive Officer and Chairman, roles for which he does not receive any equity compensation.

Pera has received numerous accolades and widespread media recognition, including Top 10 "Young and Powerful CEOs under 40" and Top 10 "Youngest Billionaires in the World." Pera earned a Bachelor of Arts in Japanese Language, a Bachelor of Science in Electrical Engineering and a Master of Science in Electrical Engineering, all from the University of California, San Diego. Upon graduating, he accepted a position as a hardware engineer at Apple where he worked until leaving to launch Ubiquiti.



# BASKETBALL OPS

BASKETBALL  
OPS







## ZACHARY Z. KLEIMAN

GENERAL MANAGER & EXECUTIVE VICE PRESIDENT OF BASKETBALL OPERATIONS

Zachary Z. Kleiman, General Manager & Executive Vice President of Basketball Operations, enters his sixth season with the Memphis Grizzlies. As the Grizzlies' lead basketball operations executive and personnel decision-maker, Kleiman oversees and manages all basketball matters, including professional and amateur scouting, draft preparations, player acquisitions, salary cap management, team operations and sports medicine programming.

Shortly after his promotion to lead Basketball Operations in April 2019, Kleiman hired Taylor Jenkins as head coach and acquired Ja Morant and Brandon Clarke in the 2019 NBA Draft. Morant, the 2019-20 NBA Rookie of the Year, and Clarke were each named to the 2019-20 NBA All-Rookie First Team, and the duo represented the Grizzlies alongside 2018-19 NBA All-Rookie First Team selection Jaren Jackson Jr. at the NBA Rising Stars as part of NBA All-Star Weekend 2020.

Kleiman served the Grizzlies as Assistant General Manager during the 2018-19 season. In this role, he participated in strategic efforts of the front office (including those related to salary cap management and the Collective Bargaining Agreement), handled various negotiations on behalf of the group and served as the team's primary liaison to the NBA on basketball operations-related matters.

Kleiman joined the organization in 2015 as the team's in-house legal counsel and worked in this capacity in addition to his responsibilities with the basketball operations department. In his role as team counsel, he was responsible for drafting, reviewing and negotiating agreements and providing guidance in connection with a broad range of business and basketball matters.

Prior to joining the Grizzlies, Kleiman practiced law at Proskauer Rose LLP, an international law firm based in New York. At Proskauer, Kleiman represented clients in the sports industry – including the National Basketball Association, Major League Soccer, Major League Baseball and the Buffalo Bills – in connection with a wide array of corporate matters, including team acquisitions and sales, financings, media rights, sponsorships and other commercial transactions.

Kleiman began his career in professional sports with internships with the then-Charlotte Bobcats (Basketball Operations), Oakland Raiders (Legal), Los Angeles Lakers (Public Relations) and New York Knicks (Basketball Operations).

Kleiman earned his bachelor's degree in psychology from the University of Southern California and his J.D. from the Duke University School of Law.





## TAYSHAUN PRINCE

VICE PRESIDENT OF BASKETBALL AFFAIRS

Tayshaun Prince enters his fourth season in the Memphis Grizzlies' front office and his second as vice president of basketball affairs after serving the previous two seasons as special advisor to the general manager. In his current role, Prince serves as a mentor for younger players on the team, consults with the team's front office and coaching staff and assists in the scouting and evaluation of pro and college personnel.

Prince returned to Memphis in 2017 following a 14-year NBA career during which he captured the 2003-04 NBA championship as a member of the Detroit Pistons, earned four consecutive All-Defensive Second Team honors (2004-08) and helped lead the Grizzlies to the Western Conference Finals in 2013. Prince played 12 seasons in Detroit and ranks fifth in Pistons franchise history in games played (792) and 3-point

field goals made (510), eighth in points (10,006) and blocks (448) and ninth in assists (2,074).

Selected 23rd overall in the 2002 NBA Draft, Prince appeared in 1,017 regular season games (902 starts) for the Pistons, Grizzlies, Boston Celtics and Minnesota Timberwolves and averaged 11.1 points, 4.3 rebounds and 2.4 assists in 31.0 minutes. He enjoyed a four-year collegiate career at the University of Kentucky, where he was named the Southeastern Conference Player of the Year and earned Consensus All-American Second Team honors in 2001. Prince graduated with a degree in sociology.

Prince was a member of the 2008 United States Men's National Basketball Team, which won the gold medal in the 2008 Summer Olympics in Beijing, China.



## RICH CHO

VICE PRESIDENT OF BASKETBALL STRATEGY

Rich Cho enters his second season with the Memphis Grizzlies as vice president of basketball strategy. Cho assists General Manager & Executive Vice President of Basketball Operations Zachary Z. Kleiman in various aspects of basketball operations, including salary cap matters, basketball analytics, player contracts and player acquisitions.

A native of Myanmar who immigrated to the United States with his family in 1968 when he was three years old, Cho became the first Asian-American general manager in American major league sports when he served as general manager of the Portland Trail Blazers in 2010-11. He then worked seven seasons (2011-18) as general manager of the Charlotte Hornets, where he served as the franchise's

lead basketball operations executive.

Prior to his stint in Portland, Cho spent 10 seasons (2000-10) as assistant general manager of the Seattle SuperSonics/Oklahoma City Thunder. He entered the NBA in 1995 as an intern with the SuperSonics while earning a law degree from Pepperdine University School of Law. After serving as a part-time consultant for the SuperSonics in 1997, Cho was hired as the team's director of basketball affairs in 1998 before being promoted to assistant general manager in 2000.

A member of the Washington State Bar, Cho also served as vice president of legal for the SuperSonics from 2005-07 in addition to his duties as assistant GM. Following the team's move to Oklahoma City, Cho also oversaw the Thunder's NBA G League affiliate, the Tulsa 66ers, and their run to the championship game in 2009-10.

Cho earned an engineering degree from Washington State University and worked as an engineer at Boeing in Seattle from 1989-94 before leaving to enroll at Pepperdine in order to pursue his passion in professional sports. His law degree from Pepperdine includes an emphasis in sports law, contract negotiations and dispute resolution.

During his internship with the SuperSonics, Cho, along with two Microsoft programmers, helped design and implement one of the NBA's most advanced and comprehensive college and professional player evaluation systems that integrates player statistics, scouting information and contract details.

An avid explorer of restaurants and cuisine, Cho founded an interactive food blog site called Bigtime (bigtimebites.com) to bring basketball fans and food lovers across the country together. Cho also enjoys staying active by playing basketball, tennis, ping pong and pickleball in his spare time. During the 2017 NBA Summer League in Las Vegas, Cho won the NBA Summer League Table Tennis Challenge Benefitting St. Jude Children's Research Hospital for the second time (previously won in 2013). As a competitive pickleball player, Cho is sponsored by Onix Pickleball. In 2018, Cho won the Thailand Open and U.S. Mid-Atlantic Regional Pickleball Championships and has played in both the U.S. Open and U.S. National Pickleball Championships. Cho and his wife, Julie, have two daughters, Miranda and Annika.

INTRO

PLAYERS

EXECUTIVE

BASKETBALL OPS

BUSINESS OPS

MEDIA

COMMUNITY

HISTORY

PLAYOFFS

REVIEW

OPPONENTS

NBA

FEDERATION

AT A GLANCE





# BASKETBALL OPS



## CHANTAL HASSARD

VICE PRESIDENT OF TEAM OPERATIONS AND PLAYER PROGRAMS

Chantal Hassard enters her 26th season with the Grizzlies organization and fifth as vice president of team operations and player programs. An original member of the franchise's basketball operations department, Hassard has worked closely with each head coach since the Grizzlies' inaugural season in 1995 in Vancouver.

Expanding from her previous roles as director of team services and director of team operations, Hassard manages the Grizzlies' administration systems and development and serves as the team's player development representative, providing Grizzlies players with educational programs and critical support services. She also ensures team-related activities are arranged and maintains on- and off-court

community initiatives.

Prior to joining the Grizzlies, Hassard began her sports career in 1993 as the team operations assistant for the NHL's Vancouver Canucks.

Hassard supports the National Bone Marrow Donor Program and animal welfare organizations. She also serves as a member of the NBA's steering committee on player development.



## CHRIS MAKRIS

DIRECTOR OF PLAYER PERSONNEL

Chris Makris enters his seventh season with the Memphis Grizzlies and his fourth as director of player personnel. Makris oversees all aspects of the Grizzlies' player evaluation process, including preparation for the NBA draft, free agency and trade opportunities. In addition, he is an integral part of the team's strategic process regarding salary cap and collective bargaining agreement-related decisions.

Makris previously served nine seasons as general manager of the NBA G League's Iowa Energy. Appointed as Iowa's GM at age 27, Makris guided the franchise to four division titles and the 2011 NBA G League championship. During his tenure, he became the NBA G League's all-time leader for regular season wins by a general manager and the only GM in league history to guide his teams to four division crowns. Under his direction, the Energy tied a league record by qualifying for the playoffs four consecutive seasons (2008-12).

The Rhinelander, Wisc. native has a seven-year-old son, Hudson. He attended Drake University, where he played quarterback on the football team.





## ELLIOT PERRY

DIRECTOR OF PLAYER SUPPORT

Memphis native Elliot Perry enters his 14th season with the Memphis Grizzlies and seventh in the basketball operations department as director of player support. In this role, Perry's responsibilities include but are not limited to preparing Grizzlies players for life after basketball and advising with respect to community investment. In addition, Perry has been a limited partner of the Grizzlies' ownership group since 2005 and is entering his 12th season on the team's radio broadcast as an analyst alongside play-by-play announcer Eric Hasseltine.

A graduate of Treadwell High School, Perry started every game in his four-year collegiate career (1987-91) with his hometown Memphis State Tigers and led his team to two NCAA Tournament berths, including a second round appearance in 1987, before graduating with a degree in marketing. Selected 37th overall in the 1991 NBA Draft, Perry played 10 seasons in the NBA for seven different teams, including a two-game stint with the Grizzlies in his final season (2001-02). Perry, who became known as "Socks" because of his trademark knee-highs, finished runner-up for the 1995 NBA Most Improved Player Award as a member of the Phoenix Suns.

Perry, a 2009 inductee in the Tennessee Sports Hall of Fame, is committed to making a difference in his community. He founded the SOCKS (Supporting Our Community and KidS) Banquet to provide financial support to those organizations that are making a difference in the Memphis area as it relates to kids. Perry also is an active member of the Grizzlies Foundation mentoring programs and serves as Chairman of the Grizzlies Foundation Board. He also is a current board member of the National Civil Rights Museum and Teach for America.



## GLEN GRUNWALD

SENIOR ADVISOR

Glen Grunwald enters his second season with the Memphis Grizzlies as senior advisor for the franchise's basketball operations department. Grunwald also currently serves as President and Chief Executive Officer of Canada Basketball following four seasons (2014-18) as director of athletics and recreation at McMaster University in Hamilton, Ontario, Canada. Grunwald is also co-founder and chairman of HoopDome, Toronto's premier public basketball facility.

Grunwald brings nearly 20 years of senior executive experience to the Grizzlies following his tenures with the Toronto Raptors and New York Knicks. Hired by the Knicks in 2006, Grunwald spent seven seasons (2006-13) in New York, including the last two as executive vice president and general manager, constructing a roster that won 54 games in his final season at the helm (2012-13). An original member of Toronto's front office, Grunwald served a decade (1994-2004) with the Raptors, including his final seven seasons (1997-2004) as general manager, and led the organization to its first three playoff appearances (2000-02).

Prior to joining the Raptors, Grunwald also spent four years as vice president, general counsel for the Denver Nuggets. Grunwald, who earned Canadian citizenship in 1999, also worked for two years (2004-06) as President and CEO of the Toronto Board of Trade before joining the Knicks.

The Chicago native graduated from Indiana University, where he co-captained the Hoosiers' 1981 NCAA Championship team before being drafted by the Boston Celtics in the 1981 NBA Draft. He earned his law degree from Northwestern in 1984 and added a master's degree in business administration from Indiana in 1986.



## CHRIS WALLACE

SENIOR ADVISOR TO PLAYER PERSONNEL

Chris Wallace enters his 14th season with the Memphis Grizzlies and his second as senior advisor to player personnel.

Wallace joined the Grizzlies' front office in 2007 and was responsible for assembling the "Core Four" of Mike Conley, Marc Gasol, Zach Randolph and Tony Allen, a quartet of players that helped lead the Grizzlies to seven consecutive playoff appearances (2011-17), the first postseason series victory in franchise history in 2011 and a trip to the Western Conference Finals in 2013.

Before coming to Memphis, Wallace spent 10 seasons (1997-2007) as the General Manager of the Boston Celtics, where he had a hand in all basketball-related decisions, including free agent signings, trades and draft preparations. Prior to his time in Boston, Wallace served as director of player personnel for the Miami Heat following four seasons with the organization as a scout. He has also worked in various scouting capacities for the Portland Trail Blazers, Denver Nuggets, Los Angeles Clippers and New York Knicks. In addition, he worked as a draft consultant for the United States Basketball League (USBL).

An avid basketball fan before breaking into the NBA, Wallace got his start in basketball in 1981 when he founded the award-winning Blue Ribbon College Basketball Yearbook.





# BASKETBALL OPS



## TAYLOR JENKINS

HEAD COACH

Taylor Jenkins enters his second season as head coach of the Memphis Grizzlies after being named to the position on June 11, 2019.

Jenkins led the Grizzlies to franchise-record averages for points, 3-pointers made, rebounds, assists and pace during his first season on the sidelines and guided one of the NBA's youngest rosters to a play-in game for the final spot in the 2020 Western Conference Playoffs at the NBA restart in Orlando. Jenkins, at age 35, was named Western Conference Coach of the Month for January 2020 after Memphis went 11-4 and established a single-month franchise record for scoring average (118.9). Three of the five highest-scoring months in club history were recorded during Jenkins' first season as head coach.

Jenkins joined the Grizzlies after serving the 2018-19 season as an assistant coach under two-time NBA Coach of the Year Mike Budenholzer with the Milwaukee Bucks, helping guide the team to the NBA's best regular season record (60-22), a trip to the 2019 Eastern Conference Finals and the league's highest-scoring offense (118.1 points per game). He was an assistant coach for Team Giannis in the 2019 NBA All-Star Game.

Before his time with the Bucks, Jenkins spent five seasons (2013-18) as an assistant coach under Budenholzer with the Atlanta Hawks, where he helped coach the team to four postseason appearances, including the 2015 Eastern Conference Finals. He was an assistant coach for the 2015 NBA Eastern Conference All-Star Team.

Jenkins' previous experience includes one season (2012-13) as head coach of the Austin Toros (now Spurs), the NBA G League affiliate of the San Antonio Spurs, where he led the team to the NBA G League Playoffs. Jenkins had spent four seasons (2008-12) as an assistant coach with the Toros, working under head coaches Quin Snyder and Brad Jones, and was a member of the club's 2012 championship team and playoff runs in 2009 and 2010. He interned with San Antonio's basketball operations department during the 2007-08 season.

Jenkins attended The Wharton School at the University of Pennsylvania and graduated with a Bachelor of Science degree in Economics while concentrating in Management and minoring in Psychology. He and his wife, Chantall, have three sons and one daughter.





## BLAKE AHEARN

ASSISTANT COACH

Blake Ahearn joined the Memphis Grizzlies' staff as an assistant coach under head coach Taylor Jenkins on June 20, 2020.

Ahearn previously served three seasons as head coach of the NBA G League's Austin Spurs, where he guided the team to the 2018 NBA G League championship. Prior to his time in Austin, Ahearn served one season as head coach of his high school alma mater, De Smet Jesuit, and one season as head coach at Clayton High School, both in St. Louis.

Ahearn played professionally for eight seasons, including three in the NBA with the Miami Heat (2007-08), San Antonio Spurs (2008-09) and Utah Jazz (2011-12). During his time in the NBA G League,

Ahearn was named the NBA G League Rookie of the Year (2008), a two-time NBA G League First Team selection (2009, 2012) and won the 2015 NBA G League championship as a member of the Santa Cruz Warriors. He also played professionally in Spain, Italy, China, Ukraine and Puerto Rico.

The St. Louis native played collegiately at Missouri State University (2003-07), where he was named the Missouri Valley Conference Freshman of the Year and earned All-MVC First Team honors during his junior and senior seasons. Ahearn is the NCAA's all-time leader in free throw percentage, connecting on 94.6 percent (435-of-460) of his shots from the foul line, and holds the single-season NCAA record, shooting 97.5 percent (117-of-120) as a freshman.



## BRAD JONES

ASSISTANT COACH

Brad Jones begins his third season in the Memphis Grizzlies organization and his second as an assistant coach under head coach Taylor Jenkins. Jones served as head coach of the Memphis Hustle, the Grizzlies' NBA G League affiliate, during the 2018-19 season, leading the club to its first playoff appearance and victory during its run to the 2019 Western Conference Semifinal round.

Prior to joining the Grizzlies organization, Jones served as General Manager of the NBA G League's Iowa Wolves and as a pro scout for the NBA parent club, the Minnesota Timberwolves, from 2016-18. Jones won an NBA G League championship in 2012 as head coach of the then Austin Toros (now Spurs) and also led the Utah Flash to the 2009 NBA G League Finals. In five combined seasons with the two teams

(Utah, 2007-10; Austin, 2010-12), Jones compiled a 148-118 (.556) record, submitting a winning record for both teams and winning two Western Conference titles. Jones still owns Austin's franchise record for wins in a regular season (33).

Jones' experience also extends to the NBA coaching ranks, spending four seasons with the Utah Jazz (2012-16) where he worked his way from assistant coach for player development to Quin Snyder's lead assistant coach for his final two seasons in Salt Lake City.

Jones began his coaching career in 1990 at his alma mater of Lambuth University in Jackson, Tennessee and served as the Eagles' head coach from 1996-2001. As a senior at Lambuth, he was the captain of the basketball team and was named the school's Male Athlete of the Year and Scholar Athlete of the Year. He earned his master's degree in kinesiology from the University of Memphis.

Jones and his wife Lori have three children: Justin, Isabella and Jackson.

INTRO

PLAYERS

EXECUTIVE

BASKETBALL  
OPSBUSINESS  
OPS

MEDIA

COMMUNITY

HISTORY

PLAYOFFS

REVIEW

OPPONENTS

NBA

FEDERATION

AT A GLANCE





## DARKO RAJAKOVIĆ

ASSISTANT COACH

Darko Rajaković enters his first season with the Memphis Grizzlies as an assistant coach under head coach Taylor Jenkins.

Rajaković joins the Grizzlies after spending the 2019-20 season as an assistant coach under head coach Monty Williams with the Phoenix Suns, where he helped guide the team to its highest winning percentage (.466) since the 2014-15 season and a perfect 8-0 record during the NBA restart at Walt Disney World in Orlando.

Prior to his time in Phoenix, Rajaković served seven seasons (2012-19) with the Oklahoma City Thunder, spending the last five seasons as an assistant coach. The Thunder averaged 49 wins during his five seasons as an assistant coach with four playoff appearances, including a trip to the 2016 Western Conference Finals. In addition, he served as the Thunder's head coach at NBA Summer League in Las Vegas in 2014 and 2015.

Rajaković initially joined the Thunder in 2012 as head coach of the team's then-NBA G League affiliate, the Tulsa 66ers, becoming the first head coach born outside North America in NBA G League history. In two seasons (2012-14) as Tulsa's head coach, Rajaković recorded a 51-49 record (.510) and a trip to the 2013 NBA G League semifinals. While serving as Tulsa's head coach, he was included as one of the Thunder's assistant coaches at the 2014 NBA All-Star Game in New Orleans.

A native of Serbia, Rajaković served as an assistant coach for Serbia's national team at the 2019 FIBA World Cup in China. Serbia finished fifth at the event, including a win over the United States in the classification round. His international coaching career also includes three seasons (2009-12) as head coach of Espacio Torrelodones in Spain, where he led the team to the championship of the Primera Division de Baloncesto in Madrid in his first season.

Rajaković began his coaching career at 16 years old with the Borac Čačak Youth Team in his hometown of Čačak, Serbia. After three seasons (1996-99) with Borac Čačak, he was named the head coach of the U20 and U18 teams of Red Star Belgrade and led Red Star to two Serbian championships during his eight-year tenure (1999-2007). Rajaković received a basketball coaching degree from the Belgrade Basketball Academy in 2004 and a degree in sports management from Alfa BK University in Belgrade in 2006.



## DAVID McCLURE

ASSISTANT COACH

David McClure begins his second season with the Memphis Grizzlies as an assistant coach under head coach Taylor Jenkins.

McClure joined the Grizzlies staff in 2019-20 after spending three seasons (2016-19) under head coach Nate McMillan as an assistant coach leading the player development department for the Indiana Pacers, where he was a part of three straight playoff appearances in 2017, 2018 and 2019. He spent two previous seasons (2014-16) as a player development quality assurance assistant for the San Antonio Spurs, where he worked with Spurs head coach Gregg Popovich.

A graduate of Duke University, the Connecticut native played five years (2004-09) for head coach Mike Krzyzewski and was a member of the Blue Devils' ACC title teams in 2005, 2006 and 2009.

After leaving Duke, McClure played the 2009-10 season with the NBA G League's Austin Toros (now Spurs) and was coached by Jenkins, who was an assistant in Austin under current Utah Jazz head coach Quin Snyder. He also played professionally for four years (2010-14) in the Lithuanian Basketball League.



## JAMES "SCOONIE" PENN

ASSISTANT COACH

James "Scoonie" Penn enters his second season with the Memphis Grizzlies as an assistant coach for head coach Taylor Jenkins following two seasons (2017-19) as director of player development at his alma mater of The Ohio State University.

Penn originally attended Boston College where he was named the 1995-96 Big East Rookie of the Year, 1996-97 Big East Tournament MVP and 1996-97 All-Big East First Team. He then transferred to Ohio State, where he was named the 1998-99 Big Ten Player of the Year and led the Buckeyes to the 1999 NCAA Final Four.

A two-time All-American and All-Big Ten selection while at Ohio State, Penn scored 1,076 points for the Buckeyes, and his 123 points scored in NCAA Tournament play rank seventh in program history.

Voted into The Ohio State Athletics Hall of Fame in 2013, the Massachusetts native was drafted by the Atlanta Hawks in the second round of the 2000 NBA Draft and enjoyed an 11-year professional career in Europe.





## SONIA RAMAN

### ASSISTANT COACH

Sonia Raman enters her first season with the Memphis Grizzlies as an assistant coach under head coach Taylor Jenkins.

Raman comes to Memphis following 12 seasons (2008-20) as the head women's basketball coach at Massachusetts Institute of Technology (MIT), where she led the Engineers to the program's first two New England Women's and Men's Athletic Conference (NEWMAC) championships (2018, 2019) and the 2020 championship game. MIT enjoyed unprecedented success under Raman, whose tenure produced two NCAA Tournament berths and a 91-45 record (.669) over her final five seasons.

In September 2017, Raman was selected to serve a two-year term on the Coaches Council for the Alliance of Women Coaches, dedicated to leading the field of women coaches at all levels by providing support, resources, events and programs which address the needs and interests of its members.

Prior to her arrival in Cambridge, Raman served six seasons (2002-08) as the top assistant coach at Wellesley College, where she scouted opponents, assisted with practice and game planning, managed individual player skill and leadership development and served as the Blue's primary recruiter.

Raman began her intercollegiate coaching career with a two-year stint as an assistant coach at her alma mater, Tufts University. A four-year player and a captain for the Jumbos, she graduated in 1996 with a Bachelor of Arts degree in International Relations. Raman went on to receive a Juris Doctor from Boston College Law School in 2001.



## VITALY POTAPENKO

### ASSISTANT COACH

Vitaly Potapenko begins his third season with the Memphis Grizzlies as an assistant coach and his second on the sidelines under head coach Taylor Jenkins.

Before joining the Grizzlies prior to the 2018-19 season, Potapenko served five seasons (2013-18) as the assistant director of player development for the Cleveland Cavaliers. Prior to his time in Cleveland, Potapenko spent one season (2012-13) as an assistant coach with the NBA G League's Santa Cruz Warriors, helping guide the team to its first G League Finals appearance. He also was as an assistant coach for the Dakota Wizards during the 2011-12 season before the franchise relocated to Santa Cruz.

Potapenko served an assistant coach for the Indiana Pacers during the 2010-11 season after serving as an assistant coach for the G League's Fort Wayne Mad Ants in 2009-10.

Selected by Cleveland with the 12th overall pick in the 1996 NBA Draft, Potapenko appeared in 610 games (189 starts) with four teams and averaged 6.5 points and 4.5 rebounds in 19.0 minutes over 11 seasons (1996-2007).

Before playing in the NBA, Potapenko played for Budivelnik (Ukraine) from 1992-1994 and finished his career playing for MMT Estudiantes in the Spanish ACB during the 2007-2008 season. Nicknamed "The Ukraine Train," the Kiev native played two seasons collegiately at Wright State University where he was named All-Midwestern Collegiate Conference.



## JASON MARCH

### MEMPHIS HUSTLE HEAD COACH

Jason March enters his second season as head coach of the Memphis Hustle and his 11th overall with the Memphis Grizzlies organization. March guided the Grizzlies' NBA G League affiliate to a 26-15 record during the 2019-20 season, his first on the Hustle's sidelines.

March previously served nine seasons (2007-16) with the Grizzlies, including the final three seasons as an assistant coach and advance scout. During his first stint in Memphis, March coached the Grizzlies' summer league team to the championship at the 2015 Orlando Pro Summer League. He also worked in the video department, rising to director of basketball information and technologies.

The Florida native worked three seasons (2016-19) as an assistant coach with the Sacramento Kings and his first two NBA seasons (2005-07) as an assistant video coordinator with the Phoenix Suns.

A graduate of Florida State University, March resides in Olive Branch, Miss. with his wife Barkley and two children, Easton and Oakley.

INTRO

PLAYERS

EXECUTIVE

BASKETBALL  
OPSBUSINESS  
OPS

MEDIA

COMMUNITY

HISTORY

PLAYOFFS

REVIEW

OPPONENTS

NBA

FEDERATION

AT A GLANCE





# BASKETBALL OPS



## ERIC OETTER

DIRECTOR OF SPORTS MEDICINE

Eric Oetter enters his fifth season with the Memphis Grizzlies and third as director of sports medicine. As a dual-credentialed performance therapist, Oetter directs an interdisciplinary team of athletic trainers, performance coaches, physical therapists, sport scientists and dietetic chefs in the pursuit of health optimization and performance longevity for the Grizzlies' athletes.

Before coming to Memphis, Oetter was a Ph.D. candidate in Georgia Tech's Applied Physiology program, focusing his studies on the brain and nervous system rehabilitation. Oetter earned his Doctor of Physical Therapy degree from the Emory University School of Medicine. He also holds a Bachelor's of Science degree in Exercise and Sport Science from the University of Georgia and is certified by the National

Strength and Conditioning Association as a Certified Strength and Conditioning Specialist.



## CHRISTOPHER CHASE

DIRECTOR OF PERFORMANCE

Chris Chase enters his fourth season with the Memphis Grizzlies and third as director of performance. He previously served as a strength and conditioning coach for the Atlanta Hawks and the University of Southern California.

Chase holds a Bachelor of Science degree in Exercise Science from the University of Connecticut, a Master of Science degree in Strength and Conditioning from Springfield College and is certified by the National Strength and Conditioning Association as a Certified Strength and Conditioning Specialist.



## MICHAEL RONCARATI

DIRECTOR OF REHABILITATION

Michael Roncarati enters his eighth NBA season and second with the Memphis Grizzlies as director of rehabilitation. Roncarati, who previously served on the training staffs of the Golden State Warriors, Atlanta Hawks and Sacramento Kings, is a dual-credentialed performance physical therapist and strength and conditioning coach who manages the reconditioning cases.

The Cumberland, R.I. native earned his Doctor of Physical Therapy degree from Northeastern University in Boston. He is certified by the National Strength and Conditioning Association as a Certified Strength and Conditioning Specialist.



## JEFF DEITS

HEAD ATHLETIC TRAINER

Jeff Deits enters his second season with the Grizzlies as head athletic trainer. Prior to joining the Grizzlies, Deits was the athletic trainer for the men's basketball, men's ice hockey and women's golf programs at The Ohio State University from 2007-10 and 2013-19, bookending three years on staff at Wichita State University.

He earned his master's degree in sport humanities from Ohio State in 2009 and a bachelor of science in sport and exercise science with an emphasis in athletic training from Northern Colorado in 2007. Deits has had internships with the Central Hockey League's Colorado Eagles and NFL's San Diego Chargers. He currently holds certifications as a Certified Strength and Conditioning Specialist, Corrective Exercise

Specialist and Performance Enhancement Specialist.





INTRO

PLAYERS

EXECUTIVE

BASKETBALL  
OPS

BUSINESS

MEDIA

COMMUNITY

HISTORY

PLAYOFFS

REVIEW

OPPONENTS

NBA

FEDERATION

AT A GLANCE



Sunny Ahuwaila



Tony Allen



Nolan Anschuetz



Jarred Boyd



Rashaun Broadus



Brett Burman



Anthony Bynum



J.T. Campbell



Mariah Chandler



Joey Davy



Tommy Eames



Kristin Farrell



Vince Ford



Kevin Helms



Josh Henderson



Adam Johansen



Cardell Johnson



Alex Lloyd



Daniel Marcus



Stephen McAfee



Erin McKinney



Briane Miller



Michael Noyes



Joe Pettitt



Davide Prati



David Russell



Eric Schmidt



Steve Senior



TC Swirsky



Bob Thate



Shane Turner



Michael Whalen

## NOT PICTURED:

Ariana Andonian  
Scott Bullock  
Ann Drum  
Brady Graber  
Jackson Hoy  
Michael Joiner  
Ty Lai  
Durwood McCoy  
Eric Schmitt  
Ricky Scricca



## MEMPHIS HUSTLE

NBA G LEAGUE

The Memphis Hustle enters its fourth season in the NBA G League as the affiliate of the Memphis Grizzlies. Led by head coach Jason March, the Hustle practice at the Built Ford Tough Training Facility at FedExForum and play home games at the Landers Center in Southaven, Mississippi.

March returned to the Grizzlies organization on Aug. 5, 2019 following three seasons as an assistant coach for the Sacramento Kings. The Florida State University graduate had previously worked nine seasons in Memphis (2007-16), including three seasons as an assistant coach and advance scout for the Grizzlies. He served as the head coach of the Grizzlies' summer league team that captured the championship at the 2015 Orlando Pro Summer League.

Memphis finished the 2019-20 campaign with a 26-15 record and a second-place finish in the Western Conference standings. Led by two-way players John Konchar and Yuta Watanabe, the Hustle set an NBA G League record with a 10-0 start to the season and placed four players on the Midseason All-NBA G League Western Conference All-Star Team.

The Hustle earned its first postseason appearance and first playoff victory in franchise history by advancing to the 2019 Western Conference Semifinals under the guidance of current Grizzlies assistant coach Brad Jones.

Ten members of the Grizzlies' 2020-21 roster have prior experience in the NBA G League, including the February 2015 NBA G League Player of the Month Kyle Anderson.


The Grizzlies and NBA G League announced that the Grizzlies had acquired the right to own and operate an NBA G League expansion team in March 2018, becoming the 19th NBA team to own and operate a G League affiliate. The Grizzlies unveiled their NBA G League team name and logo on June 1, 2018. The Hustle finished its inaugural 2017-18 season with a 21-29 record under head coach Glynn Cyprien.

The NBA G League will expand to 29 teams for the 2020-21 season, including the NBA G League Ignite, a professional development team that is unaffiliated with any existing NBA G League franchise or NBA team.





# BUSINESS OPS







### JASON WEXLER

#### PRESIDENT

Jason Wexler enters his seventh season with the Memphis Grizzlies and FedExForum and second as President. Wexler has leadership responsibility for Business Operations and Basketball Operations. Wexler was previously President of Business Operations and joined the organization as Chief Operating Officer in April 2013.

Prior to the Grizzlies, he served as President of the Henry Turley Company where he was responsible for spearheading efforts to realize compelling city center development initiatives and managing the day-to-day operations of a full service real estate firm. Before that, Wexler founded the real estate development and investment firm Greenhat Partners LLC, and was a partner in the Memphis law firm of Hanover, Walsh, Jalenak and Blair, PLLC.

The recipient of the 2012 Downtown Vision Award for individual achievement by the Downtown Memphis Commission, Wexler currently serves on the Board of Directors for Neighborhood Preservation, Inc., the Memphis Brand Initiative, the Memphis River Parks Partnership and the Grizzlies Foundation.

Wexler graduated from the University of Virginia with a Bachelor of Science in Architecture and from Columbia Law School.





## NANCY ALYEA

### VICE PRESIDENT OF FINANCE

Nancy Alyea enters her fifth season with the Memphis Grizzlies as Vice President of Finance, managing the finance and accounting functions of the company. Alyea controls the overall financial reporting of the organization as well as the cash and fiscal management of the company and its assets.

Alyea has over 30 years of experience in finance beginning her career at Arthur Andersen & Co. in New York and Atlanta. Most recently, Alyea spent 11 years as the vice president of finance and CFO for Elvis Presley Enterprises, Inc. Alyea has also worked at Smith & Nephew plc and Promus Companies in Memphis and over her career has gained experience in acquisitions and divestitures, system implementations and bank financing.

An Ohio native, Alyea graduated from Miami University with a BS in business and minor in statistics and is a CPA. Alyea serves as a member of the Board of Trustees of the Campbell Foundation and Chair of its Finance Committee.



## ROLANDA GREGORY

### VICE PRESIDENT OF MARKETING

Rolanda Gregory enters her fifth season with the Memphis Grizzlies as Vice President of Marketing. Her team is responsible for advertising, brand & creative, digital marketing, youth basketball, social media strategy, email marketing, marketing technology, and marketing analytics. The Marketing team supports the Memphis Grizzlies, Memphis Hustle, FedExForum, Grind City Media and Grizz Gaming brands.

Previously, she led the eCommerce & Digital Marketing Systems team at SeaWorld Parks & Entertainment in Orlando, FL. At SeaWorld, she was responsible for partnering with each of the parks to build and implement eCommerce strategies that focused on increasing online ticket and reservation sales, Pass Member loyalty renewals, and merchandise purchases.

Prior to joining SeaWorld, Rolanda was Director, Client Services & Project Management for MangoMOBILE, an Omnicom Group company. At MangoMOBILE, she implemented numerous mobile marketing initiatives, such as app development, mobile games, SMS/MMS messaging, RFID, and IVR campaigns. Her clients included Nickelodeon, AT&T, McDonald's, CW TV, and Discover Financial. While working there, her team was awarded a Silver Cannes award for a joint project with CW TV for its Gossip Girl show.

Rolanda holds an MBA from Troy University, and a Master of Science in Project Management from the University of Texas. Her undergraduate studies were at the University of Houston, where she earned a Bachelor of Arts degree in English.



## DWIGHT JOHNSON

### VICE PRESIDENT OF ARENA OPERATIONS

Dwight Johnson enters his third season with the Memphis Grizzlies as Vice President of Arena Operations, supervising and directing facility operations, event booking, guest services and facility contractors at FedExForum.

Prior to joining the Grizzlies in March 2018, Johnson spent 13 years with SMG in Richmond where the private management company oversaw the Richmond Coliseum, Altria Theater, Dominion Energy Center, and Bon Secours Washington Redskins Training Center. He finished his career at SMG as general manager with a strong background in building operations, construction and event management.

Johnson began his career in facility management in operations at the Pete Maravich Assembly Center on the campus of Louisiana State University. While employed at the arena, Johnson was promoted several times, including his final position as director, overseeing all daily operations and booking for the facility. During his time at LSU, Dwight had the opportunity to oversee many national sporting events including the NCAA Women's Basketball Regional, Men's Basketball NIT Tournament games and the SEC Championship Events.

A native of Thibodaux, Louisiana, Dwight is a graduate of Louisiana State University. Dwight and his wife, Katy, have two children, Avery Kate and Drew.

INTRO

PLAYERS

EXECUTIVE

BASKETBALL OPS

BUSINESS OPS

MEDIA

COMMUNITY

HISTORY

PLAYOFFS

REVIEW

OPPONENTS

NBA

FEDERFORUM

AT A GLANCE





## BUSINESS OPS



### ARNETRIA KNOWLES

#### VICE PRESIDENT OF HUMAN RESOURCES

Arnetria Knowles begins her 17th season with the Memphis Grizzlies and fourth as Vice President of Human Resources. In this role, she oversees the human resources department which is responsible for recruiting, employee relations, benefits administration, compensation, performance management and training and development.

Prior to joining the Memphis Grizzlies, she worked for Family Dollar Stores as their DC Human Resources Manager in West Memphis, Arkansas. She has over 20 years of human resources experience and has worked in a variety of industries including retail, distribution and warehousing and e-commerce fulfillment.

In addition to her duties with the Grizzlies, she is also a member of the National Society for Human Resources Management and has a bachelor's degree in human resources management. She is the proud mother of one daughter, Alexis, and resides in Collierville, Tennessee.



### ANTHONY MACRI

#### VICE PRESIDENT OF PARTNERSHIP MARKETING

Anthony Macri enters his eighth season with the Memphis Grizzlies as Vice President of Partnership Marketing. In this role, Macri leads the department responsible for developing and activating marketing relationships with national, regional and local businesses which seek to associate with the Grizzlies and reach their potential customers. Macri also serves on the board of the Memphis chapter of the American Advertising Federation.

Macri joined the Grizzlies in March 2014 after a more than a decade in the sports business industry. Before coming to Memphis, he spent two years in Southeast Asia as the CEO and Commissioner of a professional basketball league (the ASEAN Basketball League), the first and only regional sports league of its kind in that part of the world. During his time in Asia, Macri also served as CEO of ASEAN Sports Ventures, a sports marketing company that handled sponsorship, media rights negotiations and commercial growth for sports properties entering the marketplace.

Prior to his time in Asia, Macri served as Director of Business Development and a Player Consultant for the Pro Training Center and as Sales & Business Manager for the IMG Basketball Academy (Bradenton, Fla.). Throughout this period, Macri was also a contributor and analyst for ESPN.com and HoopsWorld.com, providing an assortment of observations on games, players and teams throughout the league.

Macri also has coached at two nationally ranked high school basketball programs and worked with numerous basketball players on and off the floor, including Joakim Noah, Luol Deng, Kevin Martin and Courtney Lee.

Macri graduated from Loyola College in Maryland (now Loyola University Maryland) and earned his Master of Arts degree from Fordham University in the Bronx, New York.



### DENNIS O'CONNOR

#### VICE PRESIDENT OF TICKET SALES AND SERVICE

Dennis O'Connor enters his 20th season with the Memphis Grizzlies as Vice President of Ticket Sales and Service. He is responsible for overseeing the day-to-day operations of the ticket sales and service department including all season, partial plan, group, suite and premium tickets.

Originally from Connecticut, O'Connor began his career in sports selling minor league hockey tickets in Richmond, Virginia in 1993. From there, he went to minor league baseball as group sales manager and then director of ticket operations for the Rancho Cucamonga Quakes in the California League. Prior to joining the Grizzlies, he was vice president of ticket sales and marketing for the Utah Grizzlies of the

American Hockey League (AHL).

O'Connor is a graduate of the University of Richmond with an undergraduate degree in Economics and a Masters in Sports Management.





## ABUSHERI OHWOFASA

VICE PRESIDENT OF COMMUNITY ENGAGEMENT & EXECUTIVE DIRECTOR, MEMPHIS GRIZZLIES FOUNDATION

Abusheri Ohwofasa begins her third season with the Memphis Grizzlies as Vice President of Community Engagement and Executive Director of the Memphis Grizzlies Foundation.

Ohwofasa leads the company's overall community initiatives to help improve the lives of underserved youth and families across the Mid-South region through three core pillars: education, health & fitness and service. In her role, she also serves as the Executive Director, Grizzlies Foundation, where she sets strategy and vision for unique mentoring opportunities and partnerships that provide a path for youth to be successful. In addition, she oversees Foundation grant making.

Prior to joining the Grizzlies in July 2018, Ohwofasa worked for the Golden State Warriors for 14 seasons and received three NBA Championship rings during her tenure. As director of community relations, she was responsible for the organization's community relations efforts, donation fulfillments, player and coach community engagement and appearances, community ambassador scheduling and corporate sponsored community partnerships.

Ohwofasa is a native of Jackson, Mississippi and a graduate of Spelman College. She serves as a mentor at Soulsville Charter School through the TEAM Mentor program and is a member of Delta Sigma Theta Sorority, Inc. and WISE Memphis.



## JOHN PUGLIESE

EXECUTIVE PRODUCER, GRIND CITY MEDIA & VICE PRESIDENT, BROADCAST & PRODUCTION

John Pugliese enters his 23rd season with the Memphis Grizzlies as Executive Producer of Grind City Media and Vice President of Broadcast and Production where he manages the strategy and day-to-day operations of each of those departments.

Pugliese currently oversees the operation of all aspects of broadcast and production, including Grizzlies, Grind City Media, Memphis Hustle and FedExForum social and digital development and production, special events and game entertainment experience and promotions, both regionally and locally. He also leads the franchise's broadcast department and Grind City Media in the creation and production of

content, video and podcasts, and radio, television and live stream broadcasts. In addition, Pugliese helps oversee both Grizzlies' retail and Grizz Gaming operations, promotions, marketing and other business functions.

Backed by 22 years of sports entertainment experience with the Grizzlies, Pugliese has played an integral role in transforming the team's identity and brand in Memphis. He has worked on campaigns such as "Believe Memphis," orchestrates long-standing Grizzlies traditions like the Martin Luther King Day celebrations at FedExForum and more recently helped lead the team's efforts in updating the Grizzlies' identity in 2018, including new logos and uniform systems and most recently introducing a two-year program to celebrate and recognize both the 25th Season in Grizzlies history in 2019-20 and the franchise's 20th Season in Memphis in 2020-21.

Pugliese earned his Bachelor of Commerce degree from the University of British Columbia and began his career with the Vancouver Canucks and Grizzlies in 1998 as the assistant coordinator of game presentation.

The Vancouver native moved to Memphis with the team in 2001 where he has since set roots in the downtown community. Pugliese serves as a member of the Greater Memphis Chamber Board of Advisors, Jay Uiberall Legacy Fund Board, Boys & Girls Club Golf Tourney Board, Rock & Soul Museum & Memphis Music Hall-of-Fame Board and has been acknowledged in the Memphis Business Journal's Top 40 under 40.



## GARTH WEBSTER

VICE PRESIDENT OF TICKET OPERATIONS

Garth Webster enters his 20th season with the Memphis Grizzlies as Vice President of Ticket Operations and is responsible for the operational end of the ticket sales and service department.

Prior to joining the Grizzlies in July 2001, Webster spent four years with SMG and LMI, the private management companies who operated The Pyramid, where he was employed as The Pyramid box office manager. Webster served as venue manager for the Atlanta Committee for the Olympic Games from 1994-96, overseeing all operational functions at Miami's Orange Bowl, satellite site for Olympic football.

Prior to his Olympic employment, Webster oversaw all ticket operations for the Lipton Championships (NASDAQ 100 Open) in Key Biscayne, Florida from 1989-94. Webster was also employed as a consultant by the Sydney Olympic Organizing Committee where he managed ticket operations at Darling Harbour, site of the 2000 Olympic boxing, weightlifting, fencing, judo and wrestling.

Born and raised in Miami, Webster and his wife Yvette have three children, Emily, Sarah and Garth III. He is a graduate of St. Thomas University in Miami.

INTRO

PLAYERS

EXECUTIVE

BASKETBALL OPS

BUSINESS OPS

MEDIA

COMMUNITY

HISTORY

PLAYOFFS

REVIEW

OPPONENTS

NBA

FEDERATION

AT A GLANCE





## FROM THE PYRAMID TO FEDEXFORUM

We have always played with chips on our shoulders and a city on our backs.

We are a city and franchise where nothing was given and everything earned. Because here, desire is not measured in terms of size, whether that be a city or player. It is measured in heart.

Through 20 soulful seasons and towel-waving moments, Grizzlies basketball has carved out the corner of our state and the NBA, planting its flag in the ground, home in Memphis.

This year we are out to celebrate our history and look to our future.

The Grizzlies will don their 2001/02 classic black away uniforms in recognition of the 20th Season of the franchise in Memphis. Last year's alternate historical court will showcase a new 20th Season logo, connecting design elements from all eras of Grizzlies basketball.

And beyond the games, the team will recognize Memphis Grizzlies basketball history through promotions, in-game entertainment, merchandise and more.



## FROM THE PYRAMID TO FEDEXFORUM


Upon relocating to Memphis in the summer of 2001, the team adopted the once alternate uniforms from Vancouver as their base home and away systems.

The black-based uniform marked a shift from 'teal' and included the removal of the full Grizzlies logo from the chest being replaced with a wordmark, as well as the removal of the Pacific Northwest trim and the introduction of a combination of red, turquoise and white outlining the jersey and shorts in an asymmetrical fashion.

For the first three seasons in Memphis, the team's uniform design and logos undertook a few adjustments. Most notably, the Grizzlies proudly displayed the Memphis wordmark on both home and away uniforms to properly represent their new city, becoming one of the only teams to do so in the NBA at the time.







## GRIT, GRIND AND GROOVE

Music has long been tied to the soul of Memphis.

And as new energy emerges on the court, this season's Memphis Grizzlies City Edition Uniform is a throwback to the energy inspired by Stax Records and Isaac Hayes, who brought the Memphis sound to the world.

Highlighted by gold detailing, embossed design language and Grizzlies asymmetrical style, the uniform serves as a tribute to the sounds and artists that defined the deep-rooted heart and soul of Memphis music.

## CHECK OUT THE HISTORY & MEANING BEHIND THE JERSEY BELOW



Memphis is displayed proudly and loudly across the chest in a typeface inspired by the Stax logo.



The gold and turquoise colors are pulled from Isaac Hayes' 1972 Cadillac El Dorado, displayed today at the Stax Museum, and echo the gold records and hits pouring out of Stax during that era.



The ornate "MG" pattern, inspired by African Kente cloth, trimming the neckband, short and left side panel of the uniform represents Isaac's flair for fashion and his voice for social activism.



The vents on each side of the shorts accent the uniform with a Stax logo and Isaac inspired sunglasses.



The uniform's black background and vertical stripes represent the groove – the vinyl records and vibe that Stax produced, delivering soul and music to the world.



Just above the jersey tag, Isaac's name is emblemized to represent the mark he left on the design, in Memphis and on the music industry.





# BUSINESS OPS

## GRIZZ

### TEAM MASCOT

Now in his 26th season, Grizz, the mascot of the Memphis Grizzlies, has remained a furry fan favorite among members of Grizz Nation, so much so that he was named the 2011 NBA Mascot of the Year as voted by his peers. Born in Vancouver, Canada in 1995, Grizz can always be relied upon to electrify audiences with dramatic dunks and signature shenanigans.

In celebration of the Grizzlies' 10th Season in Memphis in 2010-11, Grizz re-introduced his equally popular alter-ego Super Grizz as a nod to the organization's first seasons in the Bluff City. Donning an updated mask and cape, Super Grizz rallied fans as the team earned the first of a franchise-record seven straight playoff appearances and advanced to the Western Conference Semifinals in thrilling fashion. That year Grizz landed NBA Mascot of the Year, and since then has accumulated numerous accolades including, Best Mascot Video Skit, 2X NBA Stunt of the Year, and a 2X winner of the NBA Mascot Leadership Award.



Memphis has proven to be the perfect natural habitat for Grizz, who often stars in schools throughout the Mid-South as part of a variety of community initiatives. When not rallying fans at FedExForum or making appearances around town, Grizz is often found at St. Jude encouraging children in their battle against cancer, an issue near to Grizz's heart after his own defeat of the disease in 2008. As he enters the 20th Season in Memphis this season, Grizz ensures he'll be taking Grizz Nation on a wild ride. If you would like Grizz to make an appearance at your special event, please contact us at (901) 205-1416.



## GRIZZ GIRLS

### DANCE TEAM

The Grizzlies players aren't the only athletes on the court at FedExForum. With their fast-paced dance moves and exciting routines, the Grizz Girls rock FedExForum at every home game. Throughout the season, these dancers entertain arena audiences with high-energy dance routines that keep the crowd excited during timeouts, between quarters and selected halftime intermissions.

Away from the arena, the Grizz Girls add a special touch to the Grizzlies community and around the world. The Grizz Girls have taken their act international as well, spreading the excitement of the NBA to Hong Kong as part of NBA Madness 2011, Mexico as part of the 2012 and 2016 NBA Rafaqa Experience, and China and Taiwan as part of NBA Madness 2012. They returned to China as part of the NBA's 2013 International Talent Grassroots program and participated in NBA 3X in Seoul, South Korea. The squad visited Johannesburg, South Africa in 2014 as part of the 12th Basketball Without Borders, and have made annual appearances throughout Mexico from 2017 to 2019 on behalf of a variety of NBA events.

With their infectious personalities and athletic ability, the Grizz Girls also share their love of dance throughout the community with their dance clinics for kids and their weekly Girl Play adult dance classes.

From the Blues to Rock to Hip Hop, the Grizz Girls dazzle crowds with exciting routines to a variety of music. Under the direction of Dance Team Manager Terran Gary, they continue to keep fans guessing what they will tackle next. To have the Grizz Girls at your upcoming event or party or more information on clinics and classes, call (901) 205-1418 or visit grizzlies.com for more information.







## GRIZZ GAMING

### NBA 2K TEAM

Grizz Gaming is the Memphis Grizzlies' team in the NBA 2K League, a professional eSports league co-founded by the NBA and Take-Two Interactive Software, Inc. Bringing together the world's best basketball gamers, this marked the first official eSports league operated by a U.S. professional sports league.

During the summer of 2018, 17 NBA franchises participated in the 2K League's first season. After an extensive online tryout process, with tens of thousands of gamers vying for a spot, 102 players from North America and Europe made up the league's inaugural draft class.

Grizz Gaming finished Season 1 strong, narrowly missing the postseason. Grizz Gaming's second round draft pick Mehyar Ahmed-Hassan, a Toronto native who plays under the gamertag "AuthenticAfrican," set the league's single-game scoring record by pouring in 84 points in a triple-overtime loss to 76ers GC. AA finished the season as the 2K League's third-leading scorer, averaging 28.6 points per game while mostly playing small forward.

Heading into Season 2, the 2K League expanded to 21 teams. Grizz Gaming won nine of its final 13 games, finishing in eighth place overall. AuthenticAfrican moved to center, where he regularly posted double-doubles (14.8 ppg, 11.8 rpg), while 2019 first-round pick point guard Zach Vandivier, aka "Vandi," ranked seventh in the league (8.4 apg) in assists and 11th in scoring (17.8 ppg).



Prior to Season 3, as the League expanded to 23 teams, Grizz Gaming acquired former 2K League champion Dayvon Curry, who goes by "Goofy757," from Knicks Gaming. Goofy slid into the starting center spot, where he averaged 12.7 rpg, with Vandi back at point guard, where he finished eighth in the league in scoring, averaging 30.7 ppg. AA moved to shooting guard, where he was one of five players in the NBA 2K League to shoot at least 69.0 percent from the field and 50.0 percent from 3-point range.

Lang Whitaker is the General Manager and Head Coach of Grizz Gaming. As the guiding force behind Tennessee's first professional eSports team, Whitaker is in charge of all things Grizz Gaming, and has helped grow Grizz Gaming among local and national gaming communities. In 2019, Governor Bill Lee appointed Whitaker to the Tennessee Interactive Digital Media Advisory Council.



Grizz Gaming practices in its very own customized state-of-the-art facility in the administration building at FedExForum. During the 2K League's first two seasons, games were played inside the NBA 2K League Studio Powered by INTEL in Long Island City, N.Y. During the 2020 COVID-19 pandemic, the 2K League switched to a remote play format, so all of the Grizz Gaming matches during Season 3 were played out of Memphis.

INTRO

PLAYERS

EXECUTIVE

BASKETBALL  
OPSBUSINESS  
OPS

MEDIA

COMMUNITY

HISTORY

PLAYOFFS

REVIEW

OPPONENTS

NBA

FEDERFORUM

AT A GLANCE





## BUSINESS OPS

### YOUTH BASKETBALL

Grizzlies Youth Basketball presented by Nike provides premier settings in which to learn, play and enjoy the game of basketball while delivering exciting NBA experiences.

Each year, the team hosts nearly 30 weeklong camps which provide high-quality basketball instruction and premium giveaway packages. Via the Junior Grizzlies program, and in conjunction with nearly 50 regional affiliates, the team also boasts a youth league membership of over 7,000 boys and girls. With examples such as the MLK 3-on-3 and Jr. NBA Global Championship, the team hosts a number of competitive basketball tournaments throughout the year and also offers a variety of special events such as VIP Hoop School, Coaches Forums, Game-Day Clinics and more.



In addition to its on-court programming, Grizzlies Youth Basketball is leveraged to promote principles such as sportsmanship, teamwork, leadership, and inclusion. And, as highlights, many of its programs feature appearances by Memphis Grizzlies players while all program participants also receive tickets to attend games at FedExForum.

To learn more about Grizzlies Youth Basketball or to get involved, visit [MemGrizzYouth.com](http://MemGrizzYouth.com) or follow @MemGrizzYouth on social media.





# MEDIA







## MEDIA GUIDELINES

The Memphis Grizzlies would like to welcome you to the 2020-21 season, the 20th Season of the franchise in Memphis. To best assist in your coverage, please contact a member of the Grizzlies Communications and Publications staff with any questions regarding media protocols for this season. Please contact Ross Wooden (rwooden@grizzlies.com) with all credential requests.



### LAURA EHRET

#### VICE PRESIDENT OF COMMUNICATIONS AND BASKETBALL INFORMATION STRATEGY

Laura Ehret enters her second season with the Memphis Grizzlies as Vice President of Communications and Basketball Information Strategy and fifth season in the NBA family. Ehret has more than 25 years in professional sports in the areas of communications, marketing strategy and partnership execution. At the Grizzlies, she concentrates on the planning and execution of an organization-wide communications strategy that includes basketball, business, community, crisis and FedExForum.

Prior to joining the Grizzlies, Ehret was Executive Director of Strategic Partnerships at ALSAC, the fundraising and awareness organization for St. Jude Children's Research Hospital, leading their Sports Marketing and Corporate Development efforts. Prior to her time in the non-profit space, Ehret was an associate vice president at the NBA league office in New York, where she worked in Global Marketing Partnerships with particular focus on NBA league events such as All-Star Weekend, Finals, Draft, Summer League and Global Games.

Ehret spent the majority of her early career at sports marketing agencies Elevation and IMG, specializing in communications as well as sponsorship strategy and negotiation. Clients included significant brands in the American landscape, including M&M'S, Budweiser, General Mills and The Home Depot, where she was integral in both strategy and activation of their properties, particularly in the NASCAR space during the sport's heyday in the 2000s.



### JASON WALLACE

#### SENIOR DIRECTOR, COMMUNICATIONS AND PUBLICATIONS

Jason Wallace enters his 10th season with the Memphis Grizzlies and second as senior director of communications and publications.

Wallace is responsible for the day-to-day operations of the Communications and Publications Department as it supports Basketball and Business Operations for the Memphis Grizzlies, Memphis Hustle and FedExForum. He serves as the primary media contact for local, national and international media and team interview requests. He is responsible for managing media operations, strategic communications, press releases and coordinating interviews with players, coaches and front office personnel while overseeing the editorial content and production of all team-produced publications.

Wallace has previous experience in the NBA communications field with the San Antonio Spurs and Orlando Magic, where he spent eight combined seasons. Prior to working in the NBA, he completed internships with the Rhein Fire of NFL Europe, the Houston Texans, Richmond Braves and the PGA TOUR.

A graduate of the University of Florida, Wallace earned a bachelor's degree in exercise and sport sciences with a specialization in sport management. While in Gainesville, he volunteered extensively with Florida's sports information department.

Originally from Richmond, Va., Wallace and his wife, Katie, and sons, Andrew and Ryan, reside in Germantown.





## ROSS WOODEN

MANAGER, COMMUNICATIONS AND PUBLICATIONS

Ross Wooden enters his 14th season with the Memphis Grizzlies as manager of communications and publications.

Wooden serves as the managing editor of major team publications, including the Grizzlies' annual media guide, and the primary contact for media accreditation. His role also concentrates on compiling and publishing basketball information through the Grizzlies' game notes and the team's official PR Twitter account @GrizzliesPR, including the This Date in Grizzlies History series (#GrizzliesOTD) in recognition of the franchise's 20th Season in Memphis." In addition, he shares team travel duties, crafts press releases and serves as a media liaison for Grizzlies basketball operations.

Wooden graduated from Mississippi State University with a bachelor's degree in journalism, spending his final year in Starkville as the men's basketball writer for MSU's student newspaper The Reflector. He interned within the Grizzlies communications department on game nights and in Chicago for various integrated marketing firms while completing his degree.

A distant relative of the legendary late UCLA head coach John Wooden, Wooden and his wife Amber live with their two dogs in Downtown Memphis.



## COREY MOORE

COORDINATOR, COMMUNICATIONS AND PUBLICATIONS

Corey Moore enters his second season with the Memphis Grizzlies and first as coordinator of communications and publications.

Moore serves as the primary media contact for the Memphis Hustle, the Grizzlies' NBA G League affiliate, and Grizz Gaming, the Grizzlies' NBA 2K League affiliate. In addition, he is a contact for the Grizzlies' communications department and assists with various basketball media-related matters.

Moore spent the 2019-20 season as an intern in the Grizzlies' communications department before entering his current role. Moore also has previous experience in the NBA communications field with the Charlotte Hornets, where he spent two seasons as the Hornets' basketball communications associate.

In addition, he spent time as the human resources and payroll intern for the Hornets. Prior to working in the NBA, he worked in operations for the PGA TOUR for two years.

An Olive Branch, Miss. native, Moore earned a bachelor's degree in business administration, with a minor in legal studies, from the University of Mississippi. Moore currently resides in Collierville, Tenn.



## PETE PRANICA

TELEVISION PLAY-BY-PLAY ANNOUNCER

Pete Pranica returns for his 17th season as the Grizzlies television play-by-play voice on FOX Sports Southeast. The 2017 National Sports Media Association Tennessee Sportscaster of the Year is also entering his 28th season of calling NBA action. During the 2020-21 season, he will call his 1,500th NBA game.

He originally joined the team in 2004 as the Grizzlies' radio voice but assumed television duties upon the untimely death of the original "Voice of the Grizzlies," Don Poier in January 2005.

Pranica began his NBA career in 1990 calling select radio games for the World Champion Detroit Pistons. In 1998 he joined the Portland Trail Blazers and logged one season as their radio host and television sideline reporter before taking on television play-by-play duties alongside the late Steve "Snapper" Jones.

A six-time finalist for Tennessee State Sportscaster of the Year, Pranica has called NBA Playoff and Summer League games for NBA TV. In addition, the NBA tabbed him to represent the broadcast community on the league's Officiating Advisory Council and to assist sportscasters in Japan with their NBA coverage.

Since coming to Memphis, Pranica has also provided the call for a variety of events including C-USA and SEC basketball, SEC football, the Southern Heritage Classic football game, college (ACC & SEC) and pro (USL & NWSL) soccer, Memphis Tigers basketball and football, and Memphis Redbirds (AAA) baseball. In 2019, he added Memphis 901 FC soccer to his play-by-play portfolio.

Pranica is a 1986 graduate of Notre Dame and also lists Seattle Seahawks preseason football, Wayne State football and Notre Dame football, basketball, soccer and hockey among his play-by-play credits. He has been involved in three Emmy-winning productions: two as a commentator for NBC at the 2004 and 2008 Olympic Games and one with the Grizzlies.

A devotee of aviation and spaceflight, Pranica is a licensed private pilot, has flown in a USAF Thunderbirds F-16 and has also written "Spaceflight Updates" for Discovery. He sits on the board of the Memphis Grizzlies Charitable Foundation and supports St. Jude Children's Research Hospital, the FedEx St. Jude Invitational Captain's Club, the Memphis Symphony Orchestra and the Tennessee Shakespeare Company for whom he portrayed the title character in the one-man show, Mark Twain at Twilight.

Pranica and his wife Johanna live in East Memphis.





## MEDIA



### BREVIN KNIGHT

#### TELEVISION ANALYST

Former Memphis Grizzlies guard Brevin Knight enters his 11th season alongside Pete Pranica as an analyst on Grizzlies television broadcasts. Knight also appears as a commentator on the Grizzlies LIVE! pregame and postgame show for all telecasts on FOX Sports Southeast.

Knight debuted in the broadcast booth with the Charlotte Bobcats, working as a radio analyst for Bobcats home games, and served an NBA TV correspondent during the 2006 NBA Playoffs.

Drafted in the first round (16th overall) of the 1997 NBA Draft by the Cleveland Cavaliers following a standout four-year collegiate career at Stanford University, Knight appeared in 729 regular season games (423 starts) over his 12-year NBA career (1997-2009) and averaged 7.3 points and 6.1 assists in 24.9 minutes for Cleveland, Atlanta, Memphis, Phoenix, Washington, Milwaukee, Charlotte, the Los Angeles Clippers and Utah.

Knight was named to the 1997-98 All-Rookie First Team after leading the NBA in total steals (196) and ranked inside the league's Top 10 in assists per game four times during his career, finishing second with 9.0 assists per game in 2004-05 and third with 8.8 in 2005-06. He competed in 108 games (15 starts) and recorded 5.4 points and 5.0 assists in 19.3 minutes for the Grizzlies during the team's first two seasons in Memphis (2001-03).

The East Orange, N.J. native was named First Team All-American as a senior at Stanford.

Knight and his wife, Deena, have two daughters, Brenna and Kayla, and one son, Donevin.



### ROB FISCHER

#### TELEVISION SIDELINE REPORTER/GRIZZLIES LIVE! HOST/ GRIND CITY MEDIA CONTRIBUTOR AND HOST

A well-known sports personality in the Mid-South, Rob Fischer enters his 14th season as the Grizzlies television sideline reporter. He also provides complete breakdowns and in-depth analysis as a host on Grizzlies LIVE! pregame and postgame shows alongside television analyst Brevin Knight and Grind City Media digital host Chris Vernon.

Fischer hosts a weekly college football show, The Odds Couple, with Lang Whitaker on Grind City Media previewing the Southeastern Conference, Memphis Tigers and premier Top 25 matchups from a handicapping point of view.

Fischer hosted afternoon drive on Sports 56 WHBQ (560 AM/87.7 FM) from 2002-19. After moving to Memphis in 2002, he was the color television analyst for the University of Memphis Tigers football games on ABC 24/UPN 30 for three seasons (2003-05).

Fischer began his radio career in 1992 in St. Louis hosting a daily talk show, St. Louis Rams pre- and postgame shows and a weekly football show with former Rams wide receiver Jack Snow. After moving to Las Vegas in 1995, he worked nationally on SportsFan Radio Network, hosting a nightly, six-hour call-in show, a weekly hockey program with NHL Hall of Famer Phil Esposito and a weekly, game-day program with former NFL quarterback Sean Salisbury.

Throughout his broadcasting career, Fischer has covered major sporting events such as the Super Bowl, the Kentucky Derby, the Breeder's Cup, the Indianapolis 500, the NCAA men's basketball Final Four and the Summer Olympics.

The St. Louis native is married to wife Dipti and has one daughter, Keegan and one son, Colton.



### SCOTT ZACHRY

#### SENIOR DIRECTOR, CONTENT AND BROADCAST PRODUCTION

Veteran sports broadcasting professional Scott Zachry enters his ninth season with the Grizzlies, his third as senior director of content and broadcast production, and his 31st in the NBA. In his current role, Zachry oversees the team's live game broadcasts for television and radio while also producing all of the Grizzlies' FOX Sports Southeast telecasts. In addition, Zachry maintains a supervisory role in the team's digital entertainment venture Grind City Media.

Zachry began his career at the ABC affiliate in Portland, Oregon as a sports producer and reporter. After five years at KATU he advanced to the Portland Trail Blazers where during his 22 years with the team his role grew from television and radio host to director of game operations to game producer to executive producer.

An avid sports fan, Zachry counts two NBA Finals runs and working with the original Dream Team at the Basketball Tournament of the Americas in 1992 as high points during an accomplished career.





## ERIC HASSELTINE

RADIO PLAY-BY-PLAY ANNOUNCER

Eric Hasseltine returns for his 20th season with the Grizzlies, teaming with analysts Elliot Perry and Michael Wallace to provide play-by-play commentary for all Grizzlies preseason, regular season and postseason games.

Joining the team upon its arrival in Memphis in 2001, Hasseltine served the first three seasons as the team's radio pregame, halftime and postgame host along with television sideline reporting duties before taking over his current role in January 2005 after the tragic passing of Don Poier. While in Memphis he has also hosted talk shows on both WHBQ and the team's current flagship station WMFS 92.9 ESPN for over a decade.

Hasseltine began his career at his alma mater UC Davis on KDVS, the student-run radio station on campus, where he began as a talk show host and eventually became sports director. In addition, he did radio play-by-play for UC Davis football, men's basketball and softball. Prior to coming to Memphis, he worked for the flagship station of the Sacramento Kings KHTK as a reporter, fill in talk show host and hosted of a weekly NBA show. He also covered the NFL's Oakland Raiders for three seasons for the station. The Walnut Creek, Calif. native graduated from UC Davis in 1996. He has a daughter, Kate, and son, Austen.



## MICHAEL WALLACE

GRIND CITY MEDIA SR. EDITOR, CONTRIBUTOR AND ANALYST/  
GRIZZLIES RADIO ANALYST

Michael Wallace enters his fifth season as senior editor, contributor and analyst for Grind City Media, where he provides columns, commentary and news reporting, and also serves as a broadcast analyst on the Grizzlies LIVE! pregame and postgame shows. In addition, Wallace is a rotating member of the Grizzlies' radio broadcast team alongside Eric Hasseltine and Elliot Perry for home and road games.

Prior to joining the Grizzlies, Wallace spent six years as an NBA reporter with ESPN and contributed to ESPN.com's "Heat Index," a groundbreaking digital media site that chronicled LeBron James' four seasons with the Miami Heat, which featured four consecutive trips to the NBA Finals and two championships. Wallace was also a regular co-host on ESPN Radio's national weekend show lineup and a daily co-host on ESPN's radio affiliate in Miami.

An award-winning newspaper journalist recognized the past two decades by APSE, NABJ and the NAACP, Wallace's reporting on sports, politics, crime and education has appeared in the Miami Herald, Washington Post, San Antonio Express-News, Birmingham News, Jackson (MS) Clarion-Ledger, Tallahassee Democrat and The (Shreveport) Times.

Wallace is also active in community programs, including the Police Athletic League, faith-based prison ministry outreach and Duffels4Kids to benefit foster/adoptive children. He also sits on the Board of Directors for Grizzlies Prep Charter School, the only public charter school directly affiliated with an NBA team.

Wallace received his bachelor's degree from Grambling State University and is pursuing a master's degree in new media communications. He lives in Memphis with his family.



## CHRIS VERNON

GRIND CITY MEDIA DIGITAL HOST AND CONTRIBUTOR/  
GRIZZLIES LIVE! ANALYST

Chris Vernon enters his fourth season as a digital host and contributor for Grind City Media and his sixth season on the Grizzlies broadcast team as an analyst on the Grizzlies LIVE! pregame and postgame shows, where he helps provide complete breakdowns and in-depth analysis for all home games alongside sideline reporter Rob Fischer and television analyst Brevin Knight.

Vernon hosts "The Chris Vernon Show" on Grizzlies.com, his 15th season helming the show. "The Chris Vernon Show" has netted multiple awards over the years, including The Memphis Flyer's "Best of Memphis" honors as "Best Radio Personality," "Best Drive Time Show" and "Best Sports Radio Show."

Outside of his Grizzlies responsibilities, Vernon serves as host of "The Ringer NBA Show" as part of The Ringer Podcast Network where he serves up insights and analysis on news around the NBA.

A graduate of Freed Hardeman University, Vernon has lived and worked in Memphis since 2000, covering the Grizzlies since their inaugural season in the Bluff City. He previously lived in New York and St. Louis.





## LANG WHITAKER

GRIZZ GAMING GENERAL MANAGER/GRIND CITY MEDIA REPORTER

Lang Whitaker enters his fourth season as the General Manager and Head Coach of Grizz Gaming, and a reporter for Grind City Media.

As GM and coach of Grizz Gaming, Whitaker is responsible for all facets of the Memphis Grizzlies' team in the NBA 2K League. This involves everything from drafting players to strategizing game plans to coaching during 2K League games. Over the first two seasons, Whitaker has guided Grizz Gaming to consecutive top-ten finishes in the 2K League, one of just five teams to accomplish this feat. As the GM of Tennessee's first professional eSports team, Whitaker has helped grow Grizz Gaming among the local and national gaming communities. In 2019, Governor Bill Lee appointed Whitaker to the Tennessee Interactive Digital Media Advisory Council.

For Grind City Media, Whitaker produces content across multiple platforms, including his weekly "Lang's World" column, which covers an array of topics relevant to the Mid-South, from college football to wrestling to food and culture. Whitaker also co-hosts "The Odds Couple" for GCM, and produces weekly "Cooking With Lang" videos. Whitaker appears on Grizzlies broadcasts and podcasts, providing analysis of the Grizzlies and the NBA at large for GCM. He also speaks at events and makes local and national media appearances to discuss the Grizzlies, Grizz Gaming and the NBA at large.

Prior to joining the Grizzlies, Whitaker worked for NBA Digital, where he wrote for NBA.com, appeared regularly on NBA TV, and co-hosted the award-winning Hang Time Podcast, which grew into an annual television special. In 2012, he co-hosted the inaugural NBA Social Media Awards on NBA TV with Rick Fox and Shaquille O'Neal. For over a decade, Whitaker was on staff at SLAM magazine, interviewing everyone from Michael Jordan to LeBron James to David Stern. Whitaker launched SLAM's digital presence as the magazine's first online editor, and eventually became the magazine's executive editor. He has also written for many other publications, including The New York Times, Sports Illustrated, Esquire, The Washington Post, Billboard and InStyle.

Since 2010, Whitaker has been a contributor to GQ magazine, writing about cooking, sports and popular culture. In March 2011, Scribner published Whitaker's critically acclaimed memoir "In The Time Of Bobby Cox: The Atlanta Braves, Their Manager, My Couch, Two Decades and Me." Whitaker has also co-authored several books, including "FreeDarko Presents: The Undisputed Guide to Pro Basketball History" and "SLAM Kicks: Basketball Sneakers That Changed The Game." Born in Atlanta, Whitaker enjoyed a long run living in New York City before moving to Memphis in 2016, to work for the Grizzlies and own as many grills as he wants (four, currently). He lives on Mud Island with his wife and son, and their dog, GG.



## MEGHAN TRIPLETT

GRIND CITY MEDIA DIGITAL CONTRIBUTOR AND HOST

Meghan Triplett enters her second season as digital contributor and host for Grind City Media, where she creates and reports content across all digital platforms, including social channels, game-night productions and broadcasts. Triplett enters her first season hosting "Rise and Grind with Jessica and Meghan" on GCM.

Before joining the Grizzlies, Triplett served as an anchor and host with Lax Sports Network (LSN) where she covered college and professional lacrosse for live studio shows. She also served as a sideline reporter for lacrosse game broadcasts.

Prior to LSN, Triplett worked at ESPN for over four years in Bristol, Conn. and Charlotte, N.C. During that time, Triplett provided support with video elements for studio shows and games, as well as hosted digital shows for ESPN. In addition, Triplett served as the social media correspondent for SEC Network's weekly football show, Thinking Out Loud.

Triplett reunited with the Grizzlies in 2019 after initially serving as an intern with the franchise's communications department during the 2012-13 season.

Triplett was born and raised in Memphis and received her bachelor's degree from Tennessee State University.





## KELCEY WRIGHT JOHNSON

GRIND CITY MEDIA DIGITAL CONTRIBUTOR AND HOST

Kelcey Wright Johnson enters her second season as the digital contributor and host with the Memphis Grizzlies and Grind City Media where she hosts, reports and creates content year-round across all platforms including digital & social channels, game-night productions and broadcasts, including hosting a weekly podcast, Just Grizzlies with Kelcey Wright Johnson, on Grind City Media, which goes behind the scenes of the Memphis Grizzlies with interviews and analysis featuring special guests like players, coaches, other GCM members and more. She also hosts a weekly talk show, Talkin' Grizz, where a panel of Memphis' hoops personalities debate and break down the biggest basketball news of the week.

Johnson is a former college basketball player who started her broadcast career covering the World University Games. She's since worked seven international, multi-sport Games around the world including in Spain, Russia, Taiwan and Kazakhstan. A Toronto native, she has spent the last three seasons covering the Toronto Raptors and providing NCAA basketball coverage to a number of Canadian outlets like NBA TV Canada, Yahoo Sports and TSN. She also worked as the first ever on-camera reporter for DAZN Canada, during Team Canada's World Cup qualifying games in 2018.

Throughout her career, Kelcey has also covered major sporting events such as the Pro Football Hall of Fame Inductions, Pan Am Games, Gatorade Athlete of the Year Awards, BioSteel All-Canadian games and more.

Johnson received her bachelor's degree from Ryerson University in Toronto and her master's degree from Western University, where she was a five-year captain of the schools' basketball teams.



## JESSICA BENSON

GRIND CITY MEDIA DIGITAL CONTRIBUTOR AND HOST/GRIZZLIES RADIO  
PREGAME, POSTGAME AND HALFTIME HOST

Jessica Benson enters her first season with the Grizzlies hosting "Rise and Grind with Jessica and Meghan" on Grind City Media. She is also the host of the Grizzlies' radio broadcast pregame, postgame and halftime shows on 92.9 FM ESPN.

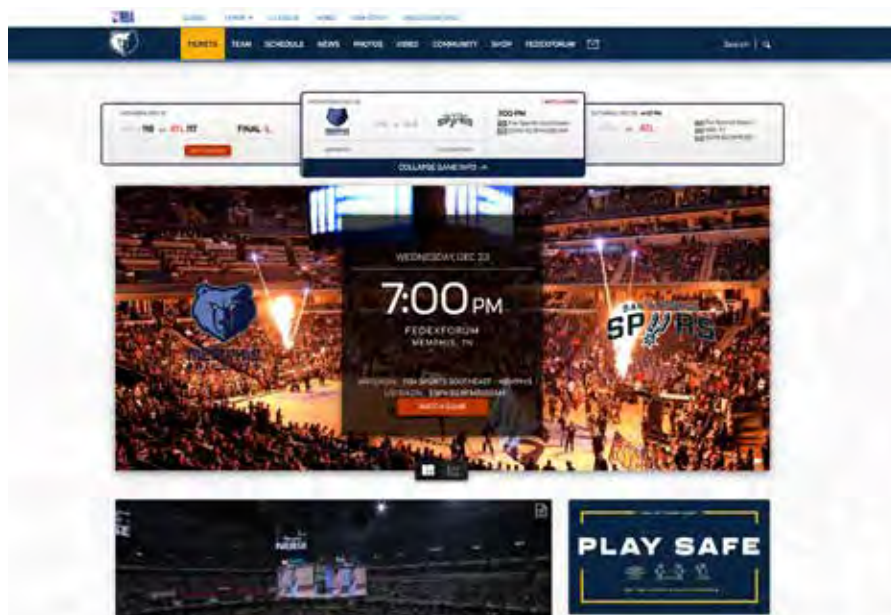
Before joining the Grizzlies, Benson served as the weekend sports anchor for WATN-TV, the ABC affiliate in Memphis. She also filled in as a host on a variety of shows for 92.9 FM ESPN.

Prior to her time in Memphis, Benson was the sports director and weekday sports anchor for KNDU-TV and SWX in the Tri-Cities, WA. She has also worked with ESPN's "SportsNation," SCFootball.com, NBC at the 2012 London Olympic Games, the Rose Bowl (2012-14), the 2014 BCS National Championship Game and NBC Nightly News. Benson graduated Summa Cum Laude from the University of Southern California with a degree in broadcast and digital journalism and minors in sports media studies and popular music studies.





## MEDIA



### GRIZZLIES.COM

OFFICIAL WEBSITE OF THE MEMPHIS GRIZZLIES

Stay connected to your home team with grizzlies.com – the official website of the Memphis Grizzlies. From buying tickets, breaking news and behind-the-scenes features to community activities, live chats, post-game recaps, photos, social updates and video highlights, grizzlies.com offers something for Grizzlies fans of all ages to connect with their home team.

#### Grizzlies E-News

Sign up to receive the latest news and special offers delivered right to your inbox each week from your Memphis Grizzlies. Visit grizzlies.com for more information.

### FEDEXFORUM.COM

Looking for the latest information about FedExForum, the Mid-South's most luxurious sports and entertainment venue? Visit fedexforum.com, where you can find our A-to-Z Visitor Guide and everything from the event calendar to parking information. Fans can purchase tickets to FedExForum events and sign up to receive FedExForum Event Alert emails for the latest show information and subscriber presale opportunities. Fans attending a Grizzlies game can get an early view from their seats with Seats in 3D, which shows realistic views of the floor surface from every section of the arena. Visit fedexforum.com to learn about Memphis' most exciting entertainment venue located in the heart of downtown on historic Beale Street.





## TELEVISION STATIONS

### WREG (CBS 3)

803 Channel 3 Dr., Memphis, TN 38103  
Main: (901) 543-2333  
Fax: (901) 543-2167  
Sports Director: Mike Ceide (901) 543-2118  
Sports Anchor/Reporter: Samaria Terry (901) 543-2117  
Photographer: Jeff Woods (901) 237-6477

### WMC (NBC 5)

1960 Union Ave., Memphis, TN 38104  
Main: (901) 726-0555  
Fax: (901) 278-7633  
Sports Director: Jarvis Greer (901) 726-0568  
Sports Anchor/Reporter: Cassie Carlson (901) 299-5558

### WHBQ (FOX 13)

485 South Highland St., Memphis, TN 38111  
Main: (901) 320-1313  
Fax: (901) 320-1366  
Sports/News MMJ: Jonathan Marshall (901) 848-3318

### WATN LOCAL 24 TV (ABC 24)

1725 N. Shelby Oaks Drive, Suite 101, Memphis, TN 38134  
Main: (901) 321-2430  
Fax: (901) 321-7524  
Sports Anchor: Clayton Collier (901) 323-2430

### FOX Sports Southeast

1175 Peachtree St. NE  
100 Colony Square, Suite 200, Atlanta, GA 30361  
Main: (404) 230-7300

## RADIO STATIONS

### Flagship Station:

#### WMFS (ESPN 92.9 FM / 680 AM)

1835 Moriah Woods Blvd., Building #1, Memphis, TN 38117  
Main: (901) 384-5900  
Program Director: Brad Carson

#### WHBQ (Sports 56 87.7 FM / 560 AM)

Flinn Broadcasting Company  
6080 Mt. Moriah Rd., Memphis, TN 38115  
Main: (901) 375-9324  
Program Director: Eli Savoie

## SPORTS EDITORS, WRITERS AND COLUMNISTS - LOCAL

### Commercial Appeal

495 Union Ave., Memphis, TN 38103  
Main: (901) 529-2345  
Beat Writer: Evan Barnes (901) 254-9596  
Columnist: Mark Giannotto (901) 529-2364

### Daily Memphian

254 Court Ave., Fourth Floor, Memphis, TN 38103  
Main: (901) 501-6391  
Sports Editor: Elaine Sung (516) 982-0773  
Lead Grizzlies Writer: Drew Hill (502) 457-7784  
Columnist: Geoff Calkins (901) 842-1806  
Reporter: Chris Herrington (901) 842-1814

### The Athletic

525 Market St., Suite 3000, San Francisco, CA 94105  
Contributor: Peter Edmiston (901) 461-0729

### Associated Press

495 Union Ave., Memphis, TN 38103  
Main: (901) 525-1972  
Fax: (901) 525-1978  
Sports Editor: Teresa Walker (615) 812-2854  
Memphis Correspondent: Clay Bailey (901) 842-1802

### Memphis Business Journal

80 Monroe Ave., Suite 600, Memphis, TN 38103  
Main: (901) 523-1000  
Fax: (901) 526-5240  
Sports: Corey Davis (901) 259-1726

### Contemporary Media

#### Memphis Flyer, Memphis Magazine

460 Tennessee St., Suite 200 Memphis, TN 38103  
Main: (901) 521-9000  
Fax: (901) 521-0129  
Managing Editor for Memphis Magazine:  
Frank Murtaugh (901) 575-9432  
Grizzlies Writers: Sharon Brown (901) 596-5171,  
Aimee Stiegemeier (901) 848-1882

### Tri-State Defender

203 Beale Street, Suite 200, Memphis, TN 38103  
Main: (901) 523-1818  
Fax: (901) 578-5037  
Sports EDITOR: Dr. Karanja Ajanaku (901) 746-5205  
Grizzlies Writers: Lee Eric Smith (901) 523-1818,  
Terry Davis (901) 326-1422





## THE DON POIER MEDIA CENTER

On January 21, 2005, the Memphis Grizzlies suffered a tremendous loss when the team's play-by-play announcer, Don Poier, passed away at the age of 53. Poier was known as "the Voice of the Grizzlies," serving as a radio and television announcer since the team's inception in Vancouver in 1995.

He brought to Grizzlies broadcasts knowledge of the team and passion for the game that was second to none. His legacy to the franchise was secured in April 2005 when the team named the media suite at FedExForum the Don Poier Media Center. A banner was also hung from the rafters in FedExForum in his honor.



When the Grizzlies moved to Memphis from Vancouver in 2001, Poier immediately became a fixture in Memphis. Fans who had never heard him call a game before instantly fell in love with his style. He was the team's biggest supporter, yet was unafraid to tell the truth if the team was playing poorly.

His catchphrases, which he always came up with on the spot, never failed to make listeners chuckle. His signature phrase, 'Only in the movies and in Memphis,' was used regularly during the 2003-04 season as the team embarked on its amazing 50-win season and first playoff appearance. As one of the original Grizzlies, no one was more excited to be a part of that season's magical ride than Don Poier, who had been through the highest of highs and lowest of lows with the Grizzlies. But Poier's contributions in the broadcast booth were only the tip of the iceberg of a life that touched so

many. His wife, Barb, came to every Grizzlies home game and became as much a fixture at the arena as her husband.

Don and Barb derived great pleasure from their blended family, which included Don's three daughters, Barb's five children and 10 grandchildren. Although these were the immediate members of Poier's family, by no means were they the only members.

Anyone who worked for the Grizzlies organization was a member of the Poier family. He made a point of introducing himself to everyone he didn't know. His large family grew to thousands as he recruited each fan who listened to his distinctive booming voice.

His spirit and generosity also extended to the community. Poier was a fixture at Grizzlies community events, attending dozens of events on behalf of the Grizzlies every year. He was a member of the Bellingham Boys and Girls Club in Washington State, and hosted a summer golf tournament in his home state of Washington.

Poier's memory will always be treasured by his Grizzlies family.



The Grizzlies honored Don Poier, "The Voice of the Grizzlies," by naming the media center in FedExForum after him.



# COMMUNITY







# COMMUNITY ENGAGEMENT

## MEMPHIS GRIZZLIES COMMUNITY ENGAGEMENT

### Mission Statement

The Memphis Grizzlies are committed to making a difference in the lives of underserved youth and families across the Mid-South region. Our broad areas of support include education, health and fitness and service.

### Education

The Memphis Grizzlies are dedicated to helping prepare Memphis students for success and avidly promoting education and college preparedness through targeted academic enrichment initiatives and programs. This includes literacy (reading and financial) and STEAM (Science, Technology, Engineering, Arts & Math).

### Read to Achieve

The Read to Achieve Program presented by International Paper in association with KPMG is our most extensive educational outreach initiative. The Grizzlies Read to Achieve program is an incentive-driven initiative that motivates students to develop a lifelong love for reading and promotes the value of literacy. Reaching over 21,000 Mid-South students, the program includes the Grizzlies Read to Achieve Tip-Off, a six-week Reading Challenge, and Read to Achieve Finale Championship Celebration held at FedExForum.

### rePRESENT Every Day

rePRESENT Every Day is an incentive-based truancy reduction program, designed to help keep youth in school and engaged in the classroom. This program was created because chronic absenteeism is a problem within numerous schools in Shelby County. The program's goal is to increase attendance at each of the partnering schools by 5-12 percent; by rewarding students throughout the school year.

### Math Hoops

Math Hoops is a fast-paced board game and mobile app that teaches students fundamental math skills through the basketball statistics of their favorite NBA and WNBA players. The program focuses on 3rd-8th grade students.

### Health & Fitness

Committed to creating a healthier Mid-South, the Grizzlies work to increase access to health and fitness options, educating individuals about healthy life choices and inspiring individuals to make healthy decisions.

### GrizzFit

GrizzFit, in partnership with Nike, is a youth-based physical fitness afterschool program. Primarily led through GrizzFit Kids Boot Camp, which is an after-school mentoring and fitness program designed to promote development in physical literacy, self-efficacy and social competence.

### Service

By leveraging our brand, resources and partnerships, our goal is to strengthen and foster more vibrant communities and engaged individuals. Each year Grizzlies players, coaches and front office staff give back to the community through a variety of service driven projects that are impactful through employee volunteer service opportunities.

### Grizzlies Connect

Grizzlies Connect is the organization's overarching umbrella for all employee volunteer activations. Grizzlies Connect is a way to provide fun, engaging and high-impact service driven projects that impact the Mid-South community. Grizzlies Connect also helps to increase employee engagement and team building through volunteer opportunities while also promoting brand alignment with businesses that share similar thoughts on community engagement.

### GrizzFam

Grizzlies Connect is the organization's overarching umbrella for all employee volunteer activations. Grizzlies Connect is a way GrizzFam is the Grizzlies' auxiliary group that supports the needs of the community throughout the Mid-South region. Members are comprised of the wives and significant others of the Grizzlies players, coaches, basketball operations and ownership staff. This past Season of Giving, GrizzFam hosted a Thanksgiving dinner at the Salvation Army's Purdue Center of Hope for the eighth consecutive year. Throughout the year, GrizzFam supports a variety of community needs.

### Additional Outreach Efforts

- #GrizzVotes
- Girls Summit
- Grizz Ticket Assist
- Grizzlies CommUNITY Conversations
- Hoops for St. Jude Campaign
- Jr. Achievement Biz Town
- Martin Luther King Jr. Day
- Player Community Initiatives
- Season of Giving Initiatives
- Stronger Together Memphis Presented by Pepsi

To learn more about the Memphis Grizzlies' community engagement initiatives, visit [grizzlies.com/grizzcares](http://grizzlies.com/grizzcares)

### Memphis Grizzlies Scholars Program

The Memphis Grizzlies Scholars Program (MGSP), in partnership with Mid-South Ford Dealers, is a selective high school prep program for academically-gifted middle school students in Memphis. Once accepted into the program, students participate in an immersive learning experience structured to accelerate student growth, leadership skills, and culture identity. Ultimately preparing students to apply to the rigorous private high school of their choice.

To learn more about the Memphis Grizzlies' Scholars Program, visit <http://grizzlies.com/grizzlies-scholars>





## MEMPHIS GRIZZLIES FOUNDATION

The Memphis Grizzlies Foundation is a non-profit organization dedicated to harnessing the power and promise of sport to transform lives through mentoring. The Foundation is focused on funding and creating youth mentoring and development programs that help students discover and meet their potential. Since 2001, the Foundation invested more than \$53.1 million to platforms for youth mentoring all as a means to help prepare every student in Memphis for success in college, career and life. For more information, visit [www.grizzliesfoundation.org](http://www.grizzliesfoundation.org)

In 2019, the Foundation donated over \$600,000 in grants to organizations across the Mid-South. Organizations that receive grants are all MENTOR Memphis Grizzlies member organizations who demonstrate best practice mentoring by meeting the benchmarks outlined in the Elements of Effective Practice for Mentoring. Each grant has been uniquely designed to support organizations in select areas of their programs such as; expansion of established programs to under served areas, program enhancements for established quality mentoring programs, professional development for youth and mentoring practitioners and first-year implementation of new adult to youth mentoring programs.

### Grant Recipients

Big Brothers Big Sisters  
City Year Memphis  
Code Crew  
Grizzlies Prep  
Hattiloo Theatre

Indie Memphis  
J.I.F.F. Inc  
Memphis Grizzlies Scholars Program  
New Ballet Ensemble & School  
Reach Memphis

Refugee Empowerment Program  
Streets Ministries  
TEAM Mentor Program  
Youth Villages

### MENTOR Memphis Grizzlies

The Memphis Grizzlies Foundation, an affiliate of **MENTOR: The National Mentoring Partnership**, MENTOR Memphis Grizzlies (MMG) unites a broad range of local community organizations, businesses and civic leaders to promote, support and advocate for youth mentoring. With a focus on increasing quality and quantity of mentor relationships in the Mid-South, MENTOR Memphis Grizzlies provides leadership, resources, and best-practice training, to local mentoring programs serving over 3,000 young people across the Memphis area. In addition, the Grizzlies Foundation provides capacity building grants to a dozen local organizations that implement mentoring in unique ways.







## GRIZZLIES FOUNDATION

### TEAM Mentor Program

The Grizzlies TEAM Mentor Program aims to create meaningful relationships between caring adult and local middle school students through mentoring. TEAM Mentor uses an innovative group model and places three volunteer, adult mentors with six students to form a TEAM. Each TEAM functions as a micro-community to form its own unique identity, culture, values and voice through developmental relationship best practices, civic engagement, peer interaction and experiential learning. TEAM Mentor is a school-based program, taking place after school, one hour per week and operates out of select schools across the City of Memphis.



### Notable Awards

- 2017 ESPN Sports Humanitarian Team of the Year (Finalist)
- 2013 President's Council on Fitness, Sports & Nutrition
- 2012 Beyond Sport "Sports Team of the Year"
- 2011 Beyond Sport "Sports Team of the Year" (Shortlist)
- 2008 Crystal Award for Outstanding Foundation
- 2007 Steve Patterson Award for Excellence in Sports Philanthropy
- 2006 Corporate Volunteer Council Partnership Award

### Memphis Grizzlies Preparatory Charter School

Grizzlies Prep serves an all-male, largely African-American population of fifth-to-eighth graders. It is the only public middle school in the nation founded by an NBA team. It is also one of only a few schools to consistently grow students an average of two grade levels per year. Grizzlies Prep provides an excellent academic foundation, social-emotional development, and incredible opportunities so families can feel confident in the future. Community members now have opportunities to volunteer at Grizzlies Prep as mentors and lunch buddies. For more information, visit [GrizzliesPrep.org/mentor](http://GrizzliesPrep.org/mentor)



### NBA CARES

NBA Cares is the league's global social responsibility program that builds on the NBA's mission of addressing important social issues. NBA Cares programs and participants have provided more than 5.8 million hours of hands-on service and created more than 1,650 places where kids and families can live, learn or play in communities around the world. Internationally, NBA Cares has created more than 332 places where kids and families can live, learn or play in 40 countries and territories. NBA Cares works with nationally and internationally recognized youth-serving programs that support education, youth and family development, and health-related causes, including: Boys & Girls Clubs of America, Vera Institute of Justice, Thurgood Marshall College Fund, UNICEF, Special Olympics, The Jed Foundation, Share Our Strength and GLSEN.





# HISTORY







# ALL-TIME TEAM RECORDS

## WON & LOST RECORDS

(Franchise records shown in bold)

### YEAR-BY-YEAR RESULTS

Season	Overall Record					Home			Road			Record by Months							
	W	L	Pct	GB	Finish	W	L	Pct	W	L	Pct	Oct	Nov	Dec	Jan	Feb	Mar	Apr	May-Aug
2019-20	34	39	.466	10.5	3rd SW	20	17	.541	14	22	.389	1-3	4-10	6-8	11-4	5-6	3-2		2-6
2018-19	33	49	.402	20	5th SW	21	20	.512	12	29	.293	4-2	9-6	5-10	2-14	4-7	7-7	2-3	
2017-18	22	60	.268	43	5th SW	16	25	.390	6	35	.146	<b>5-2</b>	<b>2-11</b>	5-12	6-7	<b>0-10</b>	3-13	1-5	
2016-17	43	39	.524	18	3rd SW	24	17	.585	19	22	.463	2-1	9-7	<b>11-6</b>	7-7	7-4	6-9	1-5	
2015-16	42	40	.512	25	3rd SW	26	15	.634	16	25	.390	2-1	8-7	8-8	10-4	7-4	6-10	1-6	
2014-15	55	27	.671	1	<b>2nd SW</b>	31	10	.756	<b>24</b>	<b>17</b>	<b>.585</b>	<b>2-0</b>	<b>13-2</b>	8-6	<b>12-4</b>	7-4	9-8	4-3	
2013-14	50	32	.610	12	3rd SW	27	14	.659	23	18	.561	0-1	8-7	5-9	<b>12-3</b>	7-5	12-5	6-2	
2012-13	<b>56</b>	<b>26</b>	<b>.683</b>	2	<b>2nd SW</b>	<b>32</b>	9	<b>.780</b>	<b>24</b>	<b>17</b>	<b>.585</b>	0-1	12-1	7-7	10-7	9-2	11-6	7-2	
2011-12	41	25	.621	9	<b>2nd SW</b>	<b>26</b>	7	<b>.788</b>	15	18	.455			<b>1-2</b>	10-8	9-5	8-7	<b>13-3</b>	
2010-11	46	36	.561	15	4th SW	30	11	.732	16	25	.390	2-1	6-9	6-8	11-6	8-4	9-5	4-3	
2009-10	40	42	.488	15	4th SW	23	18	.561	17	24	.415	1-1	5-11	9-4	10-5	5-8	8-7	2-6	
2008-09	24	58	.293	30	5th SW	16	25	.390	8	33	.195	1-1	3-12	6-9	1-13	4-8	4-11	5-4	
2007-08	22	60	.268	34	5th SW	14	27	.341	8	33	.195	0-1	5-9	3-12	5-11	1-11	5-11	3-5	
2006-07	22	60	.268	45	5th SW	14	27	.341	8	33	.195		4-11	<b>3-14</b>	5-10	3-9	4-11	3-5	
2005-06	48	23	.678	14	4th SW	30	11	.732	19	22	.463		10-5	9-5	7-8	5-8	10-6	8-1	
2004-05	45	37	.549	9	4th SW	26	15	.634	19	22	.463		5-10	9-7	12-3	5-5	8-6	6-6	
2003-04	50	32	.610	8	3rd Mid	31	10	.737	19	22	.463	0-1	7-7	8-9	10-4	<b>10-3</b>	<b>13-2</b>	2-6	
2002-03	28	54	.341	32	6th Mid	20	21	.488	8	33	.195	0-1	2-13	7-8	4-10	5-7	8-9	2-6	
2001-02	23	59	.280	35	7th Mid	15	26	.359	8	33	.195		3-12	6-9	4-11	2-10	4-11	4-6	
MEM	<b>725</b>	<b>808</b>	<b>.473</b>			<b>442</b>	<b>325</b>	<b>.576</b>	<b>283</b>	<b>483</b>	<b>.369</b>	<b>20-17</b>	<b>115-150</b>	<b>124-153</b>	<b>149-139</b>	<b>103-120</b>	<b>138-145</b>	<b>74-77</b>	<b>2-6</b>
2000-01	23	59	.280	35	7th Mid	15	26	.359	8	33	.195	1-0	5-9	2-13	4-11	6-8	3-11	2-7	
1999-00	22	60	.268	33	7th Mid	12	29	.293	10	31	.244		3-11	3-12	6-8	6-7	1-14	3-8	
1998-99	8	42	.160	29	7th Mid	7	18	.280	1	24	<b>.040</b>					4-9	2-15	<b>2-15</b>	<b>0-3</b>
1997-98	19	63	.232	43	6th Mid	14	27	.341	5	36	.122	0-1	7-10	3-9	3-13	1-9	2-14	3-7	
1996-97	14	<b>68</b>	.171	<b>50</b>	7th Mid	8	<b>33</b>	<b>.195</b>	6	35	.146		<b>2-15</b>	4-10	<b>2-15</b>	3-9	1-13	2-6	
1995-96	15	67	.183	44	7th Mid	10	31	.244	5	36	.122		<b>2-13</b>	3-12	5-9	3-8	<b>0-17</b>	4-8	
TOTAL	<b>826</b>	<b>1167</b>	<b>.414</b>			<b>508</b>	<b>489</b>	<b>.510</b>	<b>318</b>	<b>678</b>	<b>.319</b>	<b>21-18</b>	<b>134-208</b>	<b>139-209</b>	<b>169-195</b>	<b>134-170</b>	<b>147-230</b>	<b>90-128</b>	<b>2-9</b>

HISTORY

Season	- Southwest -			- Pacific -			- Northwest -			- Western Conf -			- Atlantic -			- Southeast -			- Central -			- Eastern Conf -		
	W	L	Pct	W	L	Pct	W	L	Pct	W	L	Pct	W	L	Pct	W	L	Pct	W	L	Pct	W	L	Pct
2019-20	4	9		8	10		8	7		20	26	.435	3	4		7	3		4	6		14	13	.519
2018-19	8	8		7	11		9	9		24	28	.462	3	7		3	7		3	7		9	21	.300
2017-18	5	11		8	10		5	13		18	34	.346	2	8		<b>1</b>	<b>9</b>		<b>1</b>	<b>9</b>		4	<b>26</b>	<b>.133</b>
2016-17	8	8		9	9		11	7		28	24	.538	5	5		5	5		5	5		15	15	.500
2015-16	7	9		9	9		9	9		25	27	.481	7	3		3	7		7	3		17	13	.567
2014-15	9	7		13	5		<b>13</b>	<b>5</b>		<b>35</b>	<b>17</b>	<b>.673</b>	<b>8</b>	<b>2</b>		7	3		5	5		20	10	.667
2013-14	4	12		<b>14</b>	4		11	7		29	23	.558	6	4		<b>8</b>	<b>2</b>		7	3		21	9	.700
2012-13	<b>10</b>	6		12	4		12	6		34	18	.654	<b>8</b>	<b>2</b>		6	4		<b>8</b>	<b>2</b>		<b>22</b>	8	.733
2011-12	7	8		9	7		10	7		26	22	.542	4	2		5	0		6	1		15	3	.833
2010-11	8	8		11	7		11	7		30	22	.577	5	5		4	6		7	3		16	14	.533
2009-10	5	11		9	9		8	10		22	30	.423	<b>8</b>	<b>2</b>		4	6		6	4		18	12	.600
2008-09	5	11		8	10		<b>1</b>	<b>17</b>		14	38	.269	1	<b>9</b>		5	5		3	6		10	20	.333
2007-08	<b>2</b>	<b>14</b>		<b>4</b>	<b>14</b>		5	13		<b>11</b>	<b>41</b>	<b>.212</b>	4	6		5	5		2	8		11	19	.367
2006-07	<b>2</b>	<b>14</b>		<b>4</b>	<b>14</b>		8	10		14	38	.269	3	7		4	6		<b>1</b>	<b>9</b>		8	22	.267
2005-06	6	10		13	5		12	6		31	21	.596	6	4		<b>8</b>	<b>2</b>		4	6		18	12	.600
2004-05	7	9		11	7		9	9		27	25	.519	<b>8</b>	<b>2</b>		6	4		4	6		18	12	.600
TOTAL	<b>97</b>	<b>155</b>		<b>149</b>	<b>135</b>		<b>142</b>	<b>142</b>					<b>81</b>	<b>71</b>		<b>81</b>	<b>74</b>		<b>73</b>	<b>83</b>				

Season	- Midwest -			- Pacific -			- Western Conf -			- Atlantic -			- Central -			- Eastern Conf -			- Before AS -			- After AS -		
	W	L	Pct	W	L	Pct	W	L	Pct	W	L	Pct	W	L	Pct	W	L	Pct	W	L	Pct	W	L	Pct
2019-20							20	26	.435							14	13	.519	28	26		6	13	
2018-19							24	28	.462							9	21	.300	23	36		10	13	
2017-18							25	27	.481							17	13	.567	31	22		11	18	
2016-17							28	24	.538							15	15	.500	34	24		9	15	
2015-16							25	27	.481							17	13	.567	31	22		11	18	
2014-15							<b>35</b>	<b>17</b>	<b>.673</b>							20	10	.667	<b>39</b>	<b>14</b>		16	13	
2013-14							29	23	.558							21	9	.700	29	23		21	9	
2012-13							34	18	.654							<b>22</b>	8	.733	33	18		<b>23</b>	8	
2011-12							26	22	.542							15	3	<b>.833</b>	19	15		22	10	
2010-11							30	22	.577							16	14	.533	31	26		15	10	
2009-10							22	30	.423							18	12	.600	26	25		14	17	
2008-09							14	38	.269							10	20	.333	15	37		9	21	
2007-08							11	41	.212							11	19	.367	14	38		8	22	
2006-07							14	38	.269							8	22	.267	14	40		8	20	
2005-06							31	21	.596							18	12	.600	29	23		20	10	
2004-05							27	25	.519							18	12	.600	30	23		15	14	
2003-04	<b>12</b>	<b>12</b>		<b>16</b>	<b>12</b>		28	24	.538	<b>11</b>	3		<b>11</b>	5		<b>22</b>	8	.733	30	22		20	10	
2002-03	5	19		7	21		12	40	.231	7	7		9	7		16	14	.533	13	35		15	19	
2001-02	7	17		7	21		14	38	.269	4	10		5	11		9	21	.300	14	35		9	24	
MEM							<b>442</b>	<b>514</b>	<b>.462</b>							<b>283</b>	<b>272</b>	<b>.510</b>	<b>470</b>	<b>520</b>		<b>255</b>	<b>288</b>	
2000-01	<b>2</b>	<b>22</b>		9	19		11	41	.212	6	8		6	10		12	18	.400	13	36		10	23	
1999-00	6	18		6	22		12	40	.231	5	9		5	11		10	20	.333	14	34		8	26	
1998-99	3	18		5	18		8	36	.182	<b>0</b>	<b>2</b>		<b>0</b>	<b>4</b>		<b>0</b>	6	<b>.000</b>						
1997-98	4	20		10	18		14	38	.269	1	<b>13</b>		4	12		5	<b>25</b>	.167	13	36		6	27	
1996-97	6	18		3	<b>25</b>		9	<b>43</b>	<b>.173</b>	4	10		1	<b>15</b>		5	<b>25</b>	.167	<b>9</b>	<b>42</b>		5	<b>26</b>	
1995-96	3	21		6	22		5	<b>43</b>	<b>.173</b>	4	10		2	14		6	24	.200	10	37		5	<b>30</b>	
TOTAL							<b>905</b>	<b>777</b>	<b>.394</b>				<b>214</b>	<b>146</b>		<b>321</b>	<b>390</b>	<b>.451</b>	<b>529</b>	<b>705</b>		<b>289</b>	<b>420</b>	



# ALL-TIME TEAM RECORDS



## TEAM WON & LOST STREAKS

Wins & Losses	-- Games --	First Game	Last Game
Most consecutive wins, overall & single season	8	at LA Clippers, 1/11/04	vs Denver, 1/25/04
	8	at Golden State, 11/2/12	at Charlotte, 11/17/12
	8	vs Golden State, 2/8/13	vs Dallas, 2/27/13
	8	vs Toronto, 1/21/15	at Utah, 2/4/15
Most consecutive losses, overall & single season	23	vs Atlanta, 2/16/96	at Portland, 4/2/96
Most consecutive wins, home, overall	22	vs Washington, 2/11/14	vs LA Clippers, 11/23/14
Most consecutive wins, home, single season	14	vs Washington, 2/11/14	vs Dallas, 4/16/14
Most consecutive losses, home, overall & single season	11	vs Atlanta, 2/16/96	vs Charlotte, 3/31/96
Most consecutive wins, road, overall & single season	7	at Toronto, 2/17/10	at Boston, 3/10/10
Most consecutive losses, road, overall	30	at Minnesota, 2/19/99	at Houston, 12/6/99
Most consecutive losses, road, single season	23	at Minnesota, 2/19/99	at Sacramento, 5/5/99

## MONTHLY TEAM WON & LOST RECORDS

Category	-- Best --	Month(s)	-- Worst --	Month(s)
Overall Record	8-1 .889	April 2006	0-17 .000	March 1996
	13-2 .867	November 2014	0-10 .000	February 2018
	13-2 .867	March 2004		
Home Record	9-0 1.000	April 2012	0-7 .000	March 1996
Road Record	7-1 .875	March 2004, January 2014	0-10 .000	March 1996, April 1999

## ALL-TIME SERIES

WESTERN CONFERENCE	-- Overall --		-- Home --		-- Road --		EASTERN CONFERENCE	-- Overall --		-- Home --		-- Road --	
	W	L	W	L	W	L		W	L	W	L	W	L
Dallas	30	67	17	31	13	36	Atlanta	19	29	12	11	7	18
Denver	36	56	27	20	9	36	Boston	18	30	9	15	9	15
Golden State	44	48	26	21	18	27	Brooklyn	24	23	12	11	12	12
Houston	37	62	26	24	11	38	Charlotte	19	24	10	11	9	13
LA Clippers	44	50	26	20	18	30	Chicago	20	29	13	11	7	18
LA Lakers	35	57	21	25	14	32	Cleveland	17	30	13	11	4	19
Minnesota	45	49	26	21	19	28	Detroit	22	26	11	13	11	13
New Orleans **	28	35	17	14	11	21	Indiana	18	30	13	12	5	18
Oklahoma City	29	63	19	27	10	36	Miami	20	27	12	11	8	16
Phoenix	37	55	21	23	16	32	Milwaukee	23	24	13	11	10	13
Portland	40	52	23	23	17	29	New Orleans	2	2	2	0	0	2
Sacramento	41	52	29	18	12	34	New York	24	22	13	10	11	12
San Antonio	26	73	17	33	9	40	Orlando	23	24	16	8	7	16
Utah	33	59	19	27	14	32	Philadelphia	23	24	13	11	10	13
							Toronto	23	25	13	10	10	15
							Washington	26	21	19	5	7	16
<b>VS WC - ALL-TIME</b>	<b>505</b>	<b>777</b>	<b>314</b>	<b>328</b>	<b>191</b>	<b>449</b>	<b>VS EC - ALL-TIME</b>	<b>321</b>	<b>390</b>	<b>194</b>	<b>161</b>	<b>127</b>	<b>229</b>

\*Charlotte defined as statistical information from the Charlotte Hornets (1989-2002, 2014-present) and Charlotte Bobcats (2004-14) franchise. Statistical information, records and history of Charlotte NBA basketball returned to the current Charlotte franchise from the New Orleans Pelicans on May 20, 2014.

\*\*New Orleans defined as statistical information from the New Orleans Hornets (2002-13), New Orleans/Oklahoma City Hornets (2005-07) and New Orleans Pelicans (2013-present). From 2002-03 through 2003-04, the New Orleans Hornets were members of the Eastern Conference and switched to the Western Conference at the start of the 2004-05 season.

INTRO

PLAYERS

EXECUTIVE

BASKETBALL  
OPS

BUSINESS  
OPS

MEDIA

COMMUNITY

HISTORY

PLAYOFFS

REVIEW

OPPONENTS

NBA

FEDERATION

AT A GLANCE





# ALL-TIME TEAM RECORDS

## ALL-TIME COACHES RECORDS

Season	Head Coach	Won	Lost	Pct	Note	Assistant Coaches
<b>MEMPHIS</b>						
2019-20	Taylor Jenkins	34	39	.466		Niele Ivey, Brad Jones, David McClure, James "Scoonie" Penn, Vitaly Potapenko, Neven Spahija, Blake Ahearn
2018-19	J.B. Bickerstaff	33	49	.402		Chad Forcier, Jerry Stackhouse, Greg Buckner, Vitaly Potapenko, Nick Van Exel, Adam Mazarei
2017-18	J.B. Bickerstaff	15	48	.238	From 11/27/17	Keith Smart, Bob Bender, Nick Van Exel, Adam Mazarei, Greg Buckner
	David Fizdale	7	12	.368	To 11/27/17	J.B. Bickerstaff, Keith Smart, Bob Bender, Nick Van Exel, Adam Mazarei
2016-17	David Fizdale	43	39	.524		J.B. Bickerstaff, Keith Smart, Bob Bender, Nick Van Exel, Adam Mazarei
2015-16	Dave Joerger	42	40	.512		Elston Turner, Jeff Bzdelik, Bob Thornton, Shawn Respert, Duane Ticknor, Jason March
2014-15	Dave Joerger	55	27	.671		Elston Turner, Jeff Bzdelik, Bob Thornton, Shawn Respert, Duane Ticknor, Jason March
2013-14	Dave Joerger	50	32	.610	From 6/27/14	Elston Turner, Duane Ticknor, Bob Thornton, Shawn Respert
2012-13	Lionel Hollins	56	26	.683	To 6/10/13	Dave Joerger, Henry Bibby, Bob Thornton, Barry Hecker, Mitchell Anderson, Lloyd Pierce
2011-12	Lionel Hollins	41	25	.621		Dave Joerger, Henry Bibby, Bob Thornton, Barry Hecker
2010-11	Lionel Hollins	46	36	.533		Johnny Davis, Henry Bibby, Dave Joerger, Barry Hecker, Damon Stoudamire, Mitchell Anderson
2009-10	Lionel Hollins	40	42	.488		Johnny Davis, Henry Bibby, Dave Joerger, Barry Hecker, Damon Stoudamire
2008-09	Lionel Hollins	13	26	.333	From 1/25/09	Johnny Davis, Henry Bibby, Dave Joerger, Barry Hecker, Damon Stoudamire
	Johnny Davis	0	2	.000	1/23/09 to 1/25/09	Kevin O'Neill, Andy Greer, Dave Joerger, Ron DuBois
	Marc Iavaroni	11	30	.268	To 1/23/09	Johnny Davis, Kevin O'Neill, Andy Greer, Dave Joerger, Ron DuBois
2007-08	Marc Iavaroni	22	60	.268		Johnny Davis, Gordon Chiesa, Andy Greer, Dave Joerger, Ron DuBois
2006-07	Tony Barone Sr.	16	36	.308	12/30/06 to 4/18/07	Mitchell Anderson, Paul Cormier, Lionel Hollins
	Mike Fratello	6	24	.200	To 12/28/06	Mitchell Anderson, Paul Cormier, Lionel Hollins
2005-06	Mike Fratello	49	33	.598		Mitchell Anderson, Eric Musselman, Lionel Hollins
2004-05	Mike Fratello	40	26	.606	From 12/3/04	Mitchell Anderson, Eric Musselman, Lionel Hollins
	Lionel Hollins	0	4	.000	11/26/04 to 12/1/04	Tony Barone Sr., Brendan Brown, Hal Wissel
	Hubie Brown	5	7	.417	To 11/25/04	Tony Barone Sr., Brendan Brown, Lionel Hollins, Hal Wissel
2003-04	Hubie Brown	50	32	.610		Tony Barone Sr., Brendan Brown, Lionel Hollins, Hal Wissel
2002-03	Hubie Brown	28	46	.378	From 11/15/02	Tony Barone Sr., Brendan Brown, Lionel Hollins, Hal Wissel
	Sidney Lowe	0	8	.000	To 11/11/02	Bob Staak, Scott Roth, Lionel Hollins, Mitchell Anderson
2001-02	Sidney Lowe	23	59	.280		Bob Staak, Scott Roth, Michael Adams, Mitchell Anderson
<b>VANCOUVER</b>						
2000-01	Sidney Lowe	23	59	.280		Bob Staak, Scott Roth, Michael Adams, Mitchell Anderson
1999-00	Lionel Hollins	18	42	.300	12/18/99 to 4/19/00	Jim Boylan, Jack Nolan, Lawrence Frank
	Brian Hill	4	18	.182	To 12/15/99	Lionel Hollins, Jim Boylan, Jack Nolan, Lawrence Frank
1998-99	Brian Hill	8	42	.160		Lionel Hollins, Jim Boylan, Jack Nolan
1997-98	Brian Hill	19	63	.232		Lionel Hollins, Jim Boylan, Jack Nolan
1996-97	Stu Jackson	6	33	.154	1/25/97 to 4/19/97	Lionel Hollins, Rex Hughes, Jimmy Powell
	Brian Winters	8	35	.186	To 11/23/97	Lionel Hollins, Rex Hughes, Jimmy Powell
1995-96	Brian Winters	15	67	.183		Lionel Hollins, Rex Hughes, Jimmy Powell

Season(s)	Head Coach	Won	Lost	Pct
1999-2000, 2004, 2009-13	Lionel Hollins	214	201	.516
2013-2016	Dave Joerger	147	99	.598
2004-2006	Mike Fratello	95	83	.534
2002-2004	Hubie Brown	83	85	.494
2016-2018	David Fizdale	50	51	.495
2017-19	J.B. Bickerstaff	48	97	.331
2000-2002	Sidney Lowe	46	126	.267
2019-20	Taylor Jenkins	34	39	.466
2007-09	Marc Iavaroni	33	90	.268
1997-1999	Brian Hill	31	123	.201
1995-1997	Brian Winters	23	102	.184
2006-2007	Tony Barone Sr.	16	36	.308
1997	Stu Jackson	6	33	.154
2009	Johnny Davis	0	2	.000



# ALL-TIME TEAM RECORDS



## GRIZZLIES & OPPONENTS STATISTICS BY SEASON

### GRIZZLIES

Season	G	Min	FG	FGA	Pct	FT	FTA	Pct	Off	Def	Total	Ast	PF	Stl	TO	Blk	Pts	Av
<b>MEMPHIS</b>																		
2019-20	73	17570	3106	6634	.468	1212	1589	.763	754	2643	3397	1965	1546	576	1113	399	8222	112.6
2018-19	82	19880	3113	<b>6924</b>	.450	1453	1882	.772	723	<b>2703</b>	3426	1963	1801	684	1147	448	<b>8490</b>	<b>103.5</b>
2017-18	82	19705	3013	6788	.444	1361	1732	<b>.786</b>	779	2544	3323	1767	1900	613	1227	396	8145	99.3
2016-17	82	19905	2984	6854	.435	1504	1918	.784	886	2621	3507	1744	1840	653	1059	344	8239	100.5
2015-16	82	19830	3019	6859	.440	1584	2024	.783	916	2497	3413	1697	1783	724	1090	350	8126	99.1
2014-15	82	19905	3097	6763	.458	1445	1869	.773	856	2634	3490	1777	1567	700	1094	347	8062	98.3
2013-14	82	19805	3122	6723	.464	1235	1666	.741	950	2526	3476	1792	1568	631	1124	375	7859	96.1
2012-13	82	19805	2964	6679	.444	1349	1746	.773	1059	2445	3504	1715	1680	703	1144	436	7689	93.4
2011-12	66	15940	2425	5422	.447	1142	1504	.759	831	1944	2775	1290	1316	631	955	345	6269	95.0
2010-11	82	19880	3200	6801	.471	1486	1981	.750	970	2381	3361	1691	1705	771	1145	441	8195	99.9
2009-10	82	19905	<b>3223</b>	6875	.469	1614	2202	.733	1070	2496	<b>3566</b>	1543	1655	645	1248	399	8404	102.5
2008-09	82	19805	2865	6311	.454	1570	2077	.736	847	2337	3184	1423	1777	615	1252	385	7698	93.9
2007-08	82	19805	3060	6737	.451	1517	2097	.723	848	2567	3415	1574	1592	503	1251	386	8257	100.7
2006-07	82	19980	2998	6448	.465	<b>1835</b>	<b>2410</b>	.761	866	2375	3241	1680	1827	564	1343	407	8331	101.6
2005-06	82	19855	2746	6125	.448	1476	2077	.711	834	2379	3213	1586	1757	600	1134	442	7558	92.2
2004-05	82	19705	2802	6271	.447	1526	2024	.754	887	2307	3194	1716	1910	699	1197	476	7661	93.4
2003-04	82	19880	2963	6657	.445	1557	2143	.727	1047	2381	3428	1915	<b>1903</b>	<b>795</b>	1262	<b>565</b>	7930	96.7
2002-03	82	19930	3049	6743	.452	1430	1936	.739	943	2466	3409	1892	1678	651	1262	500	7995	97.5
2001-02	82	19780	2851	6535	.436	1334	1883	.708	984	2413	3397	1785	1571	646	1344	488	7372	89.9
<b>Mem</b>	<b>1533</b>	<b>370870</b>	<b>56600</b>	<b>125149</b>	<b>.452</b>	<b>27630</b>	<b>36760</b>	<b>.752</b>	<b>17050</b>	<b>46669</b>	<b>63719</b>	<b>32515</b>	<b>32356</b>	<b>12404</b>	<b>22355</b>	<b>7929</b>	<b>150497</b>	<b>98.2</b>

### VANCOUVER

2000-01	82	19780	2870	6539	.439	1457	1892	.770	894	2431	3325	1899	1733	586	1291	359	7522	91.7
1999-00	82	19855	2892	6441	.449	1594	2060	.774	1005	2324	3329	1700	1881	608	1381	346	7702	93.9
1998-99	50	12175	1643	3838	.428	1009	1408	.717	650	1359	2009	964	1123	420	848	198	4443	88.9
1997-98	82	19830	3006	6567	.458	1506	2145	.739	<b>1081</b>	2313	3394	<b>1960</b>	1809	614	<b>1405</b>	349	7923	96.6
1996-97	82	19780	2819	6453	.437	1230	1734	.709	1023	2155	3178	1862	1755	657	1301	464	7313	89.2
1995-96	82	19880	2772	6483	.428	1446	1988	.724	957	2170	3127	1706	1852	728	1347	333	7362	89.8
<b>Total</b>	<b>1993</b>	<b>482170</b>	<b>72602</b>	<b>161470</b>	<b>.450</b>	<b>35952</b>	<b>47997</b>	<b>.749</b>	<b>22660</b>	<b>59421</b>	<b>82081</b>	<b>42606</b>	<b>42509</b>	<b>16017</b>	<b>29928</b>	<b>9979</b>	<b>192762</b>	<b>96.7</b>

### 3-POINT FG

1995-96: 372-1129 .329; 1996-97: 445-1274 .349; 1997-98: 325-898 .362; 1998-99: 148-453 .327; 1999-00: 324-898 .361; 2000-01: 325-947 .343; 2001-02: 336-1096 .307; 2002-03: 467-1279 .365; 2003-04: 447-1314 .340; 2004-05: 531-1486 .357; 2005-06: 590-1578 .374; 2006-07: 500-1362 .367; 2007-08: 620-1779 .349; 2008-09: 398-1106 .360; 2009-10: 344-1020 .337; 2010-11: 309-926 .334; 2011-12: 277-849 .326; 2012-13: 382-1107 .345; 2013-14: 405-1147 .353; 2014-15: 423-1246 .339; 2015-16: 423-1246 .339; 2016-17: 767-2169 .354; 2017-18: 758-2152 .352; 2018-19: 811-2368 .342; 2019-20: 798-2297 .347; **MEMPHIS TOTAL:** 9667-27802 .348; **FRANCHISE TOTAL:** 11606-33401 .347

### DISQUALIFICATIONS

1995-96: 14; 1996-97: 8; 1997-98: 10; 1998-99: 7; 1999-00: 10; 2000-01: 12; 2001-02: 11; 2002-03: 16; 2003-04: 24; 2004-05: 9; 2005-06: 17; 2006-07: 20; 2007-08: 14; 2008-09: 11; 2009-10: 13; 2010-11: 8; 2011-12: 7; 2012-13: 6; 2013-14: 5; 2014-15: 8; 2015-16: 4; 2016-17: 15; 2017-18: 15; 2018-19: 17; 2019-20: 22; **MEMPHIS TOTAL:** 242; **FRANCHISE TOTAL:** 312

### OPPONENTS

Season	G	Min	FG	FGA	Pct	FT	FTA	Pct	Off	Def	Total	Ast	PF	Stl	TO	Blk	Pts	Av
<b>MEMPHIS</b>																		
2019-20	73	17570	2964	6593	.450	1430	1828	.782	757	2519	3276	1814	1474	585	1080	386	8300	113.7
2018-19	82	19880	3083	6836	.451	1586	2023	<b>.784</b>	781	<b>2883</b>	3664	1920	1758	625	1249	402	8703	106.1
2017-18	82	19805	3046	6586	.462	<b>1688</b>	2196	.769	782	2703	3485	1816	1674	662	1210	421	8654	105.5
2016-17	82	19905	2864	6465	.443	1658	2202	.753	761	2692	3453	1645	1708	574	1171	410	8199	100.0
2015-16	82	19830	2947	6459	.456	1619	2107	.768	830	2711	3541	1792	1732	576	1237	469	8310	101.3
2014-15	82	19905	2954	6684	.442	1225	1651	.742	864	2616	3480	1652	1662	604	1257	424	7796	95.1
2013-14	82	19805	2924	6500	.450	1292	1686	.766	809	2403	3212	1632	1553	591	1162	410	7755	94.6
2012-13	82	19805	2964	6679	.435	1319	1763	.748	845	2359	3204	1599	1643	600	1268	450	7319	89.3
2011-12	66	15940	2278	5132	.444	1163	1522	.764	729	1954	2683	1274	1275	518	1130	363	6136	93.0
2010-11	82	19880	2967	6489	.457	1482	1948	.761	905	2387	3292	1724	1754	613	1367	505	8003	97.6
2009-10	82	19905	3277	6849	.478	1402	1858	.755	907	2349	3256	1875	1840	635	1165	501	8528	104.0
2008-09	82	19805	3018	6378	.473	1574	2043	.770	842	2431	3273	1735	1786	632	1194	443	8146	99.3
2007-08	82	19805	<b>3394</b>	<b>7076</b>	.480	1387	1791	.774	932	2721	3653	1963	1842	711	1096	403	<b>8766</b>	<b>106.9</b>
2006-07	82	19980	3287	6761	<b>.486</b>	1603	2113	.759	965	2483	3448	2062	<b>1992</b>	681	1253	450	8753	106.7
2005-06	82	19855	2691	6172	.436	1465	1942	.754	927	2404	3331	1605	1867	597	1213	456	7255	88.5
2004-05	82	19705	2839	6215	.432	1679	2179	.771	993	2507	3380	1633	1853	612	1303	476	7473	91.1
2003-04	82	19880	2925	6550	.436	1643	2150	.764	1099	2508	3607	1674	1891	673	1395	461	7743	94.3
2002-03	82	19930	3224	7008	.460	1381	1819	.759	1126	2555	3681	1991	1782	714	1213	430	8260	100.7
2001-02	82	19780	3119	6829	.457	1346	1788	.753	1135	2560	<b>3695</b>	1961	1784	781	1207	457	7982	97.3
<b>Mem</b>	<b>1533</b>	<b>370870</b>	<b>56544</b>	<b>124261</b>	<b>.455</b>	<b>27942</b>	<b>36609</b>	<b>.763</b>	<b>16989</b>	<b>47625</b>	<b>64614</b>	<b>33367</b>	<b>32870</b>	<b>11984</b>	<b>23260</b>	<b>8317</b>	<b>152068</b>	<b>99.2</b>

### VANCOUVER

2000-01	82	19780	3143	6791	.463	1317	1798	.732	1052	2534	3586	1935	1768	710	1217	476	7992	97.5
1999-00	82	19855	3136	6613	.474	1530	1989	.769	970	2336	3306	1932	1912	725	1234	519	8163	99.5
1998-99	50	12175	1813	3917	.463	1021	1400	.729	673	1456	2129	1189	1164	490	779	328	4876	97.5
1997-98	82	19830	3230	6797	.475	1634	<b>2233</b>	.732	1144	2358	<b>3502</b>	<b>2101</b>	<b>1832</b>	<b>836</b>	1163	<b>538</b>	8522	103.9
1996-97	82	19780	3092	6556	.472	1468	2108	.727	<b>1206</b>	2426	3632	1974	1593	725	1251	461	8152	99.4
1995-96	82	19880	3080	6486	.475	1561	2129	.733	1102	2550	3652	1988	1785	698	<b>1423</b>	474	8180	99.8
<b>TOT</b>	<b>1993</b>	<b>482170</b>	<b>74038</b>	<b>161421</b>	<b>.459</b>	<b>36473</b>	<b>48176</b>	<b>.757</b>	<b>23136</b>	<b>61285</b>	<b>84421</b>	<b>44486</b>	<b>42924</b>	<b>16168</b>	<b>30327</b>	<b>11113</b>	<b>197953</b>	<b>99.3</b>

### 3-POINT FG

1995-96: 459-1226 .374; 1996-97: 500-1369 .365; 1997-98: 428-1111 .385; 1998-99: 229-653 .351; 1999-00: 361-1083 .333; 2000-01: 389-1075 .362; 2001-02: 398-1112 .358; 2002-03: 431-1188 .363; 2003-04: 369-1091 .338; 2004-05: 426-1215 .351;





# ALL-TIME TEAM RECORDS

## NBA STATISTICAL RANK BY SEASON

Offensive	95-96	96-97	97-98	98-99	99-00	00-01	01-02	02-03	03-04	04-05	05-06	06-07	07-08
Points per gm	29	28	10	24	26	25	27	8	7	23	27	6	10
Field Goal Pct	27	26	9	19	18	17	21	8	8	16	20	8	15
Free Throw Pct	22	27	16	20	8	6	28	24	24	19	27	13	26
3-Pt Field Goal Pct	28	23	6	21	13	21	28	7	20	12	8	7	22
Off Rebounds per gm	22	15	12	12	19	26	16	20	3	25	25	23	22
Tot Rebounds per gm	28	27	15	23	28	24	24	19	17	30	28	26	18
Assists per gm	25	10	6	23	24	8	16	6	5	20	22	19	28
Steals per gm	5	15	26	16	21	23	16	14	1	5	10	23	28
Turnovers per gm	20	16	28	29	25	20	27	20	16	19	8	26	28
Blocks per gm	24	6	24	27	26	25	7	4	2	5	8	13	17

Offensive (cont.)	08-09	09-10	10-11	11-12	12-13	13-14	14-15	15-16	16-17	17-18	18-19	19-20
Points per gm	29	7	12	20	27	27	20	24	29	29	30	14
Field Goal Pct	21	9	6	16	21	7	9	23	30	27	23	7
Free Throw Pct	22	25	23	13	10	23	7	9	13	6	15	19
3-Pt Field Goal Pct	21	26	27	25	24	19	22	29	17	25	25	23
Off Rebounds per gm	24	1	6	5	3	9	T-21	8	10	18	29	14
Tot Rebounds per gm	30	4	16	16	11	19	21	2	24	29	29	5
Assists per gm	30	29	T-21	T-24	24	14	15	25	21	26	19	2
Steals per gm	T-9	7	1	1	4	14	T-6	6	13	22	6	12
Turnovers per gm	24	27	T-12	T-14	5	4	7	6	6	23	15	23
Blocks per gm	18	18	7	12	12	16	24	21	22	14	T-4	7

Defensive	95-96	96-97	97-98	98-99	99-00	00-01	01-02	02-03	03-04	04-05	05-06	06-07	07-08
Points per gm	15	21	28	26	17	26	21	27	15	4	1	29	28
Field Goal Pct	22	26	27	27	28	26	23	28	13	6	6	30	30
Free Throw Pct	8	4	11	16	27	4	18	14	24	27	25	22	29
3-Pt Field Goal Pct	21	19	29	22	4	22	19	23	9	11	2	30	18
Off Rebounds per gm	23	29	25	27	8	26	29	27	29	20	16	23	21
Tot Rebounds per gm	28	27	23	20	3	24	27	25	26	11	14	21	27
Assists per gm	23	25	28	29	21	26	25	29	8	6	10	29	28
Steals per gm	21	24	29	28	25	28	29	24	21	16	18	30	30
Turnovers per gm	20	22	23	14	17	17	13	13	3	4	9	11	22
Blocks per gm	24	26	29	29	28	21	20	22	25	29	29	30	18

Defensive (cont.)	08-09	09-10	10-11	11-12	12-13	13-14	14-15	15-16	16-17	17-18	18-19	19-20
Points per gm	14	24	13	5	1	3	2	11	3	13	3	21
Field Goal Pct	25	24	14	12	3	9	10	18	3	17	7	9
Free Throw Pct	16	12	11	25	12	27	7	24	2	18	29	21
3-Pt Field Goal Pct	10	15	24	11	2	12	18	22	11	21	21	24
Off Rebounds per gm	7	15	18	T-12	3	2	8	12	6	12	5	19
Tot Rebounds per gm	7	7	8	7	1	1	8	11	7	8	12	14
Assists per gm	17	23	14	4	4	4	4	13	3	9	6	18
Steals per gm	20	24	20	T-16	6	7	T-8	3	6	21	18	21
Turnovers per gm	10	17	1	1	6	20	8	3	13	9	6	12
Blocks per gm	25	28	30	22	19	19	20	29	18	23	13	22

Combination	95-96	96-97	97-98	98-99	99-00	00-01	01-02	02-03	03-04	04-05	05-06	06-07	07-08
Scoring differential	28	29	25	27	26	26	28	22	9	8	6	30	24
Rebound percentage	29	29	22	23	16	27	27	28	23	28	25	25	25

Combination (cont.)	08-09	09-10	10-11	11-12	12-13	13-14	14-15	15-16	16-17	17-18	18-19	19-20
Scoring differential	26	17	10	12	7	14	8	20	13	27	24	17
Rebound percentage	19	1	8	5	1	3	15	11	7	22	26	14





## ALL-TIME MONTHLY TEAM HIGHS &amp; LOWS

Grizzlies on Offense	Highest	Month(s)	Lowest	Month(s)
Points Per Game	119.0	January 2020	84.3	February 2002
Points Differential	+10.7	April 2006	-14.0	May 1999, February 2018
Field Goal Pct	.501	January 2007	.397	May 1999
3-Pt Field Goal Pct	.471	December 1997	.225	February 2002
Free Throw Pct	.840	November 2015	.674	April 2008
Rebounds Per Game	50.5	February 2020	35.7	December 2006
Assists Per Game	28.6	January 2020	15.7	January 2009
Steals Per Game	11.27	March 2004	5.57	November 2007
Turnovers Per Game	18.9	March 2000	11.0	April 2013
Blocks Per Game	8.00	December 2003	2.71	April 2016

Grizzlies on Defense (Allowed)	Highest	Month(s)	Lowest	Month(s)
Points Per Game	118.2	January 2007	83.3	April 2013
Field Goal Pct	.509	April 1998	.403	April 2013
3-Pt Field Goal Pct	.436	February 2007	.275	May 1999
Free Throw Pct	.819	January 2016	.660	April 1998
Rebounds Per Game	49.9	December 2001	36.0	March 2011
Assists Per Game	29.7	April 1998	18.1	March 2013
Turnovers Per Game (Forced)	19.3	February 2005	11.6	April 1997

\*minimum 9 games played during month

INTRO

PLAYERS

EXECUTIVE

BASKETBALL  
OPSBUSINESS  
OPS

MEDIA

COMMUNITY

HISTORY

PLAYOFFS

REVIEW

OPPONENTS

NBA

FEDERATION

AT A GLANCE





# ALL-TIME TEAM RECORDS

## MARGINS, LEADS & DEFICITS

Margin of Victory	Diff	Game	Diff	Game
All Games	+47	Mem vs NJ, 12/13/03 (110-63)	-61	Mem at Cha, 3/22/18 (79-140)
	+39	Mem at Atl, 3/2/20 (127-88)	-50	Mem at GS, 11/2/15 (89-119)
	+39	Mem at Bkn, 3/4/20 (118-79)	-49	(2) Mem at Hou, 3/14/16 (81-130) *
At Home	+47	Mem vs NJ, 12/13/03 (110-63)	-47	Van vs Ind, 12/4/96 (80-127)
On The Road	+39	(2) Mem at Bkn, 3/4/20 (118-79) *	-61	Mem at Cha, 3/22/18 (79-140)

Leads & Deficits	Lead	Game	Def	Game
All Games	+48	Mem vs NJ, 12/13/03 (110-62 0:31 left in 4Q)	-65	Mem at Cha, 3/22/18 (79-140, 1:45 left in 4Q)
	+40	Mem vs NOP, 4/8/15 (103-63 3:10 left in 4Q)	-52	Mem at GS, 11/2/15 (67-119 0:52 left in 4Q)
	+39	Mem vs Sac, 1/21/12 (120-81 5:43 left in 4Q)	-52	Mem at Hou, 3/14/16 (78-130 0:32 left in 4Q)
At Home	+48	Mem vs NJ, 12/13/03 (110-62 0:31 left in 4Q)	-48	Van vs Sea, 4/3/98 (90-138 1:12 left in 4Q)
On The Road	+41	(2) Mem at Bkn, 3/4/20 (118-79, 1:00 left in 4Q) *	-65	Mem at Cha, 3/22/18 (79-140, 1:45 left in 4Q)
After 1st Quarter	+21	(2) Mem vs Tor, 12/30/06 (39-18) *	-27	Mem at Was, 12/26/06 (18-45)
At The Half	+29	Mem vs Atl, 3/16/03 (70-41)	-33	(2) Mem at Cha, 3/22/18 (42-75) *
After 3rd Quarter	+33	(2) Mem at Tor, 4/6/05 (87-54) *	-55	Mem at Cha, 3/22/18 (57-112) *

Point Differential	Diff	Game	Diff	Game
In 1st Quarter	+21	(2) Mem vs Tor, 12/30/06 (39-18) *	-27	Mem at Was, 12/26/06 (18-45)
In 2nd Quarter	+21	(2) Mem vs Pho, 1/29/18 (42-21) *	-27	(2) Mem vs Den, 11/17/19 (17-44) *
In 3rd Quarter	+25	Mem vs NO, 4/18/12 (37-12)	-31	Mem at Tor, 1/19/19 (14-45)
In 4th Quarter	+23	(2) Mem at GS, 4/13/15 (41-18) *	-26	(3) Mem at Ori, 11/8/19 (8-34) *
In 1st Half	+29	Mem vs Atl, 3/16/03 (70-41)	-33	(2) Mem at Cha, 3/22/18 (42-75) *
In 2nd Half	+36	Mem at Atl, 3/2/20 (75-39)	-33	Van at SA, 11/8/95 (34-67)

Comebacks	From	Game	From	Game
All Games	-26	Mem vs Sac, 11/13/14 (down 26, won 111-110)	+25	Mem vs Den, 1/28/19 (led by 25, lost 92-95)
	-25	Mem vs Dal, 2/27/13 (down 25, won 90-84)	+24	Mem at OKC, 12/18/19 (led by 24, lost 122-126)
At Home	-26	Mem vs Sac, 11/13/14 (down 26, won 111-110)	+25	Mem vs Den, 1/28/19 (led by 25, lost 92-95)
On The Road	-25	Mem at Por, 3/25/02 (down 25, won 103-100)	+24	Mem at OKC, 12/18/19 (led by 24, lost 122-126)

Points Streaks	Lead	Game	Def	Game
Consecutive Points	24-0	Mem vs Dal, 2/27/13 (2/3Q, 9:24 span)	0-25	Mem vs Sac, 4/10/07 (1Q, 5:36 span)
	21-0	(4) Mem at Por, 11/27/09 (1/2Q, 8:14 span) *	0-20	(4) Mem at LAC, 11/29/06 (1/2Q, 4:52 span) *
At Home	24-0	Mem vs Dal, 2/27/13 (2/3Q, 9:24 span)	0-25	Mem vs Sac, 4/10/07 (1Q, 5:36 span)
On The Road	21-0	Mem at Por, 11/27/09 (1/2Q, 8:14 span)	0-20	(3) Mem at LAC, 11/29/06 (1/2Q, 5:03 span) *
Scoreless	9:05	Van at NY, 3/18/97 (4Q)	9:24	Mem vs Dal, 2/27/13 (2/3Q)

\* Most recent occurrence





## TEAM SCORING RECORDS

## SCORING HIGHS

Scoring Highs	Grizzlies	Game	Date	Opp	Game	Date
Game, Overall	144	Mem vs GS	1/3/07	145	Mem vs SA	12/23/19
Game, Regulation	144	Mem vs GS	1/3/07	145	Mem vs SA	12/23/19
1st Quarter	45	Mem vs GS	4/10/19	46	Mem vs SA	12/23/19
2nd Quarter	42	(3) Mem vs Pho *	10/27/18	44	(3) Mem vs Den *	11/17/19
3rd Quarter	46	Mem vs LAL	1/9/07	45	Mem at Tor	1/19/19
4th Quarter	43	(3) Mem at Atl *	3/2/20	41	Van at LAL	3/29/99
1st Half	86	Mem vs GS	4/10/19	78	(2) Mem at GS *	12/30/17
2nd Half	77	Mem vs GS	1/3/07	73	(3) Mem at NOP *	1/31/20
1st Overtime	22	(2) Mem vs NOP *	3/11/16	20	Van at Tor	2/22/98
2nd Overtime	19	Mem vs Sea	12/18/06	19	Mem vs Por	1/27/07
3rd Overtime	13	Van vs Bos	2/17/99	15	Van vs Bos	2/17/99

## SCORING LOWS

Scoring Lows	Grizzlies	Game	Date	Opp	Game	Date
Game, Overall	62	Van at SA	11/8/95	63	Mem vs NJ	12/13/03
1st Quarter	7	Van vs Atl	3/1/98	8	Mem vs NJ	2/12/03
2nd Quarter	7	(2) Mem at SA *	10/30/13	7	Mem vs Den	1/8/16
3rd Quarter	7	(2) Van vs Chi *	1/27/98	5	Mem vs Dal	2/27/13
4th Quarter	6	Mem vs Pho	2/21/02	7	Mem at Pho	11/11/06
1st Half	24	Van at Dal	3/13/99	26	Mem at Hou	12/3/05
2nd Half	23	Van at SA	11/11/00	24	(2) Mem at LAL *	12/20/04
1st Overtime	0	Van vs Ind	12/1/00	2	Mem vs Orl	1/25/16
2nd Overtime	2	Mem vs Mia	2/19/10	2	Mem vs Pho	1/11/15
3rd Overtime	6	Mem at SA	12/17/14	5	Mem at SA	12/17/14

## COMBINED

Total Points	Highs	Game	Date	Lows	Game	Date
Game, Overall	279	Mem vs GS (144-135)	1/3/07	134	Van vs Mia (69-65)	1/13/96
Game, Regulation	279	Mem vs GS (144-135)	1/3/07	134	Van vs Mia (69-65)	1/13/96
One Quarter	86	Mem vs GS (1st, 45-41)	4/10/19	22	Van vs Pho (2nd, 14-8)	11/14/96
One Half	154	Mem vs GS (1st, 86-68)	4/10/19	61	Van vs Mia (2nd, 37-24)	1/13/96
Overtime	37	Mem vs NOP (22-15)	3/11/16	9	(2) Mem vs SA (1st, 6-3) *	1/11/13

## OTHER

Highs	Grizzlies	Game	Date	Opp	Game	Date
Starters Scoring	111	Mem at NY	2/27/10	123	Mem at NO	2/21/03
Bench Scoring	72	(2) Mem at Uta *	1/24/07	84	Mem vs Dal	4/7/19
Fast Break Pts	39	(2) Mem vs LAL *	1/9/07	53	Mem vs Pho	1/18/10
2nd Chance Pts	29	Mem at Por	3/3/04	32	Van vs Sac	11/18/96
Pts In The Paint	78	Mem vs Sac	2/26/11	74	(3) Mem at Sac *	3/20/12
Players In Dbl Figs	8	(4) Mem vs Dal *	4/7/19	9	Mem at Hou	3/14/16
Players With Dbl Dbls	4	(2) Mem vs Chi *	1/21/08	4	Mem vs Pho	4/2/04
Lows	Grizzlies	Game	Date	Opp	Game	Date
Starters Scoring	21	Mem at Chi	1/1/12	19	Mem vs NO	11/2/16
Bench Scoring	0	Van vs Min	4/14/00	2	(2) Mem at NO *	2/21/03
Fast Break Pts	0	(8) Mem at NY *	2/3/19	0	(4) Mem vs Tor *	3/16/12
2nd Chance Pts	0	(3) Mem at Uta *	12/7/19	0	(5) Mem vs SA *	8/2/20
Pts In The Paint	12	Van vs Uta	3/25/00	14	Mem vs Orl	12/27/02

\* Most recent occurrence

INTRO

PLAYERS

EXECUTIVE

BASKETBALL  
OPSBUSINESS  
OPS

MEDIA

COMMUNITY

HISTORY

PLAYOFFS

REVIEW

OPPONENTS

NBA

FEDERATION

AT A GLANCE





# ALL-TIME TEAM RECORDS

## GRIZZLIES ALL-TIME SEASON & SINGLE-GAME HIGHS

	Points			3-Pt Field Goal Pct			Defensive Rebounds		
Season	8,490	2018-19 (Mem)		.374	2005-06 (Mem)		2,703	2018-19 (Mem)	
	8,404	2009-10 (Mem)		.367	2006-07 (Mem)		2,643	2019-20 (Mem)	
	8,331	2006-07 (Mem)		.365	2002-03 (Mem)		2,634	2014-15 (Mem)	
Game	144	Mem vs GS, 1/3/07		.833	Mem at Mia, 12/10/02 (5/6)		49	Mem at Was, 2/9/20	
	140	Mem at LAC, 1/4/20		.800	Van at Bos, 1/9/00 (8/10)		48	Mem vs GS, 11/12/04	
	136	Mem at Atl, 3/29/04 (2ot)		.778	Van vs SA, 3/20/99 (7/9)		48	Mem at NO, 12/5/16 (2ot)	
Half	86	Mem vs GS, 4/10/19 (1st)		1.000	(10+) Mem vs Sac, 11/11/14 (2nd) *		28	Mem at Was, 2/9/20 (2nd)	
Quarter	46	Mem vs LAL, 1/9/07 (3rd)		1.000	(10+) Mem vs LAL, 11/23/19 (1st) *		17	(4) Mem vs Mil, 8/13/20 (1st) *	
OT	22	(2) Mem vs NOP, 3/11/16 *		1.000	(10+) Mem vs NO, 3/11/16 *		9	Mem vs Ori, 1/25/16	
	Field Goals Made			Free Throws Made			Assists		
Season	3,223	2009-10 (Mem)		1,835	2006-07 (Mem)		1,965	2019-20 (Mem)	
	3,200	2010-11 (Mem)		1,614	2009-10 (Mem)		1,963	2018-19 (Mem)	
	3,122	2013-14 (Mem)		1,594	1999-00 (Van)		1,960	1997-98 (Van)	
Game	55	Mem vs Min, 1/15/10		45	Van vs Bos, 2/17/99 (3ot)		40	Van at Pho, 4/19/97	
	53	Mem vs GS, 1/3/07		40	(3) Van vs Pho, 1/12/00 *		39	Mem vs SA, 1/10/20	
	52	(6) Mem vs SA, 1/10/20 *					38	Mem vs GS, 1/3/07	
Half	32	(2) Mem vs Bkn, 1/25/13 (1st) *		32	Van at Tor, 1/9/00 (2nd)		25	Van at Pho, 4/19/97 (1st)	
Quarter	18	(3) Mem at Dal, 3/6/11 (3rd) *		22	Van vs LAC, 11/11/97 (4th)		14	(3) Mem at Den, 12/28/19 (4th) *	
OT	7	(4) Mem at GSW, 1/6/17 *		11	Mem vs Mia, 2/28/03		6	Mem at Min, 4/19/06 (2nd)	
	Field Goal Atts			Free Throw Atts			Personal Fouls		
Season	6,924	2018-19 (Mem)		2,410	2006-07 (Mem)		1,910	2004-05 (Mem)	
	6,875	2009-10 (Mem)		2,145	1997-98 (Van)		1,903	2003-04 (Mem)	
	6,859	2015-16 (Mem)		2,143	2003-04 (Mem)		1,900	2017-18 (Mem)	
Game	116	Mem vs LAL, 3/13/12 (2ot)		51	Mem vs Ind, 11/3/07		37	Mem vs Den, 2/25/05 (ot)	
	108	Mem at Hou, 2/26/20		51	Mem vs Tor, 3/16/12		35	Van vs Bos, 2/17/99 (3ot)	
	107	Mem at SA, 12/17/14 (3ot)		50	(2) Mem at Por, 7/31/20 (ot) *		35	Mem at Atl, 3/29/04 (2ot)	
Half	58	Mem at Hou, 2/26/20 (2nd)		39	Van vs Bos, 2/14/97 (2nd)		22	Mem at Sac, 2/20/20 (2nd)	
Quarter	32	Van at Tor, 2/22/98 (2nd)		32	Van vs LAC, 11/11/97 (4th)		14	(5) Mem at Sac, 2/20/20 (4th) *	
OT	15	Mem at Mil, 3/28/10		14	Mem vs LAC, 1/28/02		9	Mem vs Cle, 1/15/08	
	Field Goal Pct			Free Throw Pct			Steals		
Season	.471	2010-11 (Mem)		.786	2017-18 (Mem)		795	2003-04 (Mem)	
	.469	2009-10 (Mem)		.784	2016-17 (Mem)		771	2010-11 (Mem)	
	.468	2019-10 (Mem)		.783	2015-16 (Mem)		728	1995-96 (Van)	
Game	.620	Mem vs NJ, 12/13/03 (44/71)		1.000	(10+) Mem vs Cha, 12/29/19 (17/17) *		22	Mem vs Min, 10/30/10	
	.612	Mem vs Cle, 3/19/03 (52/85)					19	(3) Mem vs SA, 3/9/04 *	
	.608	Mem vs Chi, 3/12/03 (48/79)							
Half	.718	Van at Atl, 3/13/01 (2nd) (28/39)		1.000	(10+) Mem vs OKC, 8/7/20 (1st) *		14	Mem vs Min, 10/30/10 (2nd)	
Quarter	.875	Van vs Sac, 4/12/96 (2nd) (14/16)		1.000	(10+) Mem vs Mil, 8/13/20 (2nd) *		8	(6) Mem at Chi, 12/4/19 (2nd) *	
OT	1.000	Mem vs LAC, 1/28/02 (5/5)		1.000	(10+) Mem vs Dal, 4/7/19 (2/2) *		2	(10+) Mem at Por, 7/31/20 *	
	3-Pt Field Goals Made			Total Rebounds			Turnovers		
Season	811	2018-19 (Mem)		3,566	2009-10 (Mem)		1,405	1997-98 (Van)	
	798	2019-20 (Mem)		3,506	2016-17 (Mem)		1,381	1999-00 (Van)	
	767	2016-17 (Mem)		3,504	2012-13 (Mem)		1,347	1995-96 (Van)	
Game	21	Mem vs GS, 4/10/19		64	Mem vs NO, 2/9/09		32	Van at Sea, 12/21/95	
	20	Mem vs Mil, 12/13/19		62	Mem vs GS, 11/12/04		31	(3) Mem vs Pho, 12/8/02 *	
	20	Mem at Bkn, 3/4/20		62	Mem at Was, 2/9/20				
Half	14	(4) Mem vs GS, 4/10/19 (1st) *		36	(3) Mem at Was, 2/9/20 (2nd) *		18	Van at Sea, 12/21/95 (2nd)	
Quarter	9	(2) Mem vs GS, 4/10/19 (1st) *		24	(2) Mem vs OKC, 12/11/09 (3rd) *		11	(2) Mem vs Pho, 11/2/19 (3rd) *	
OT	3	(4) Mem vs Dal, 4/7/19 *		11	Mem vs Ori, 1/25/16		6	Mem at SA, 12/1/12	
	3-Pt Field Goal Atts			Offensive Rebounds			Blocks		
Season	2,368	2018-19 (Mem)		1,081	1997-98 (Van)		565	2003-04 (Mem)	
	2,297	2019-20 (Mem)		1,070	2009-10 (Mem)		500	2002-03 (Mem)	
	2,169	2016-17 (Mem)		1,059	2012-13 (Mem)		488	2001-02 (Mem)	
Game	49	Mem vs Mil, 12/13/19		28	Van at Tor, 2/22/98		19	Mem vs NY, 11/25/18	
	46	Mem vs GS, 4/10/19		28	Mem vs Por, 12/7/03		17	Mem vs GS, 11/12/04	
	44	(2) Mem at Bkn, 3/4/20 *		28	Mem at Hou, 3/14/16		16	Mem vs Den, 4/9/02	
Half	26	(2) Mem at LAC, 1/4/20 (1st) *		19	(2) Mem at Hou, 3/14/16 (2nd) *		13	Mem vs GS, 11/12/04 (1st)	
Quarter	16	(2) Mem vs Mil, 12/13/19 (2nd) *		12	(3) Mem at Hou, 3/14/16 (4th) *		9	Mem vs GS, 11/12/04 (2nd)	
OT	7	(3) Mem at Por, 7/31/20 *		6	(2) Mem vs NO, 1/30/10 *		3	(5) Mem vs Ori, 1/25/16 *	

\* Most recent occurrence



# ALL-TIME TEAM RECORDS



## GRIZZLIES ALL-TIME SEASON & SINGLE-GAME LOWS

	Points	3-Pt Field Goal Pct	Defensive Rebounds
Season	4,443 1998-99 (Van) 6,269 2011-12 (Mem) 7,313 1996-97 (Van)	.307 2001-02 (Mem) .326 2011-12 (Mem) .327 1998-99 (Van)	1,359 1998-99 (Van) 1,944 2011-12 (Mem) 2,155 1996-97 (Van)
Game	62 Van at SA, 11/8/95 64 Mem at Chi, 1/1/12 66 (4) Mem at Por, 3/28/09 *	.000 (10+) Mem vs Chi, 12/30/13 (0/5) *	14 Van at Uta, 2/28/01 16 (4) Van at NY, 3/7/00 *
Half	23 Van at SA, 11/11/00 (2nd)	.000 (10+) Mem at Chi, 12/4/19 (1st) *	4 Van at Mia, 11/25/95 (2nd)
Quarter	6 Mem vs Pho, 2/21/02 (4th)	.000 (10+) Mem vs Bos, 8/11/20 (1st) *	0 Mem at OKC, 1/31/13 (1st)
OT	0 Van vs Ind, 12/1/00	.000 (10+) Mem at Ori, 3/22/19 *	0 (2) Mem at Cle, 11/29/03 *
	Field Goals Made	Free Throws Made	Assists
Season	1,643 1998-99 (Van) 2,425 2011-12 (Mem) 2,746 2005-06 (Mem)	1,009 1998-99 (Van) 1,142 2011-12 (Mem) 1,212 2019-20 (Mem)	964 1998-99 (Van) 1,290 2011-12 (Mem) 1,423 2008-09 (Mem)
Game	21 Mem at Chi, 1/13/07 22 (3) Van vs Por, 4/17/97 * 8 Mem at Uta, 2/28/02	1 Mem at Atl, 2/8/14 3 (3) Mem vs Bkn, 1/25/13 *	7 Mem at Ori, 4/8/09 8 Van at SA, 11/8/95
Half	7 (2) Van vs Por, 2/8/99 (2nd) *	0 (10+) Mem vs Dal, 11/9/19 (2nd) *	1 Mem at Ori, 4/8/09 (2nd)
Quarter	1 Van at Mia, 1/4/00 (4th)	0 (10+) Mem vs Mil, 8/13/20 (1st) *	0 (10+) Mem vs Hou, 11/18/17 (4th) *
OT	0 Van vs Ind, 12/1/00	0 (10+) Mem vs Bkn, 10/27/19 *	0 (10+) Mem at Min, 1/30/19 *
	Field Goal Atts	Free Throw Atts	Personal Fouls
Season	3,838 1998-99 (Van) 5,422 2011-12 (Mem) 6,125 2005-06 (Mem)	1,408 1998-99 (Van) 1,504 2011-12 (Mem) 1,589 2019-20 (Mem)	1,123 1998-99 (Van) 1,316 2011-12 (Mem) 1,546 2019-20 (Mem)
Game	56 Mem vs SA, 2/24/06 58 Mem vs Uta, 1/30/04 59 (2) Mem vs Bos, 3/14/06 *	1 Mem at Atl, 2/8/14 4 Mem vs Hou, 11/30/01 5 (2) Mem vs LAL, 3/13/12 (2ot) *	8 Mem at Tor, 1/12/07 8 Mem vs NY, 11/12/08 9 Mem at Cha, 1/19/08
Half	24 Mem vs Uta, 1/30/04 (2nd)	0 (7) Mem vs Dal, 11/9/19 (2nd) *	2 (2) Mem vs Mia, 11/20/10 (1st) *
Quarter	10 (2) Mem at Uta, 3/11/05 (4th) *	0 (10+) Mem at Tor, 8/9/20 (1st) *	0 (10+) Mem vs SA, 2/6/17 (1st) *
OT	2 Van vs Bos, 2/17/99 (3rd)	0 (10+) Mem vs Bkn, 10/27/19 *	0 (10+) Mem at Bkn, 11/30/18 (2nd) *
	Field Goal Pct	Free Throw Pct	Steals
Season	.428 1995-96 (Van) .428 1998-99 (Van) .435 2016-17 (Mem)	.708 2001-02 (Mem) .709 1996-97 (Van) .711 2005-06 (Mem)	420 1998-99 (Van) 503 2007-08 (Mem) 564 2006-07 (Mem)
Game	280 Mem at NJ, 1/2/02 (28/100) 282 Van at SA, 11/8/95 (22/78) 298 Mem at Ind, 10/17/18 (25/84)	.333 Van at Den, 12/20/96 (3/9) .375 Van at Min, 2/6/97 (6/16) .375 Mem vs Bkn, 1/25/13 (3/8)	0 Van vs Cle, 1/13/01 1 (6) Mem vs LAC, 1/26/18 *
Half	.163 Van vs Por, 2/8/99 (2nd) (7/43)	.000 (8) Mem vs Min, 3/24/14 (2nd) *	0 (10+) Mem at Uta, 8/5/20 (2nd) *
Quarter	.083 Van at Mia, 1/4/00 (4th) (1/12)	.000 (10+) Mem vs Mil, 8/13/20 (1st) *	0 (10+) Mem vs Mil, 8/13/20 (2nd) *
OT	.000 Van vs Ind, 12/1/00 (0/8)	.000 (10+) Mem vs OKC, 12/9/17 *	0 (10+) Mem at Ori, 3/22/19 *
	3-Pt Field Goals Made	Total Rebounds	Turnovers
Season	148 1998-99 (Van) 277 2011-12 (Mem) 309 2010-11 (Mem)	2,009 1998-99 (Van) 2,775 2011-12 (Mem) 3,127 1995-96 (Van)	848 1998-99 (Van) 955 2011-12 (Mem) 1,061 2016-17 (Mem)
Game	0 (10+) Mem vs Chi, 12/30/13 *	21 Mem at Den, 3/6/06 22 Mem at NOK, 3/31/06 23 (3) Mem at Den, 11/24/17 *	4 (4) Mem vs Uta, 12/22/14 *
Half	0 (10+) Mem at Chi, 12/4/19 (1st) *	6 (2) Mem at Dal, 3/6/06 (2nd) *	1 (9) Mem at Por, 2/22/15 (2nd) *
Quarter	0 (10+) Mem vs Bos, 8/11/20 (1st) *	1 Van vs Dal, 2/17/97 (1st)	0 (10+) Mem vs Bos, 8/11/20 (4th) *
OT	0 (10+) Mem at SA, 4/4/17 *	1 (5) Mem at Por, 7/31/20 *	0 (10+) Mem vs Dal, 4/7/19 *
	3-Pt Field Goal Atts	Offensive Rebounds	Blocks
Season	453 1998-99 (Van) 849 2011-12 (Mem) 898 1997-98, 1999-00 (Van)	650 1998-99 (Van) 723 2018-19 (Mem) 754 2019-20 (Mem)	199 1998-99 (Van) 333 1995-96 (Van) 344 2016-17 (Mem)
Game	2 Van at Tor, 1/9/00 3 (4) Mem at Pho, 1/28/12 *	2 (5) Mem at GS, 12/17/18 *	0 (10+) Mem at Sac, 1/2/20 *
Half	0 (10+) Mem at Chi, 1/19/13 (2nd) *	0 (10+) Mem vs Cle, 1/17/20 (2nd) *	0 (10+) Mem at Tor, 8/9/20 (2nd) *
Quarter	0 (10+) Mem at Mia, 2/24/18 (2nd) *	0 (10+) Mem vs Mil, 8/13/20 (4th) *	0 (10+) Mem vs Mil, 8/13/20 (4th) *
OT	0 (10+) Mem vs Dal, 2/6/16 *	0 (10+) Mem vs Bkn, 10/27/19 *	0 (10+) Mem at Por, 7/31/20 *

\* Most recent occurrence

INTRO

PLAYERS

EXECUTIVE

BASKETBALL OPS

BUSINESS OPS

MEDIA

COMMUNITY

HISTORY

PLAYOFFS

REVIEW

OPPONENTS

NBA

FEDERATION

AT A GLANCE





# ALL-TIME TEAM RECORDS

## OPPONENTS ALL-TIME SEASON & SINGLE-GAME HIGHS

	Points			3-Pt Field Goal Pct			Defensive Rebounds		
Season	8,766	2007-08 (Mem)		.389	2006-07 (Mem)		2,883	2018-19 (Mem)	
	8,753	2006-07 (Mem)		.385	1997-98 (Van)		2,721	2007-08 (Mem)	
	8,703	2018-19 (Mem)		.374	1995-96 (Van)		2,711	2015-16 (Mem)	
Game	145	Mem vs SA, 12/23/19		1.000	Van at Pho, 2/19/96 (1/1)		55	Mem at GS, 11/2/15	
	141	Mem at GS, 12/30/17		.813	Van vs Sea, 1/4/98 (13/16)		48	Mem at Phi, 11/23/16	
	140	(3) Mem at Por, 7/31/20 (ot) *		.800	Van vs Mil, 4/1/97 (4/5)		48	Mem at NO, 12/5/16 (2ot)	
Half	78	Mem at GS, 3/24/10 (1st)		1.000	(4) Mem at Cha, 4/20/12 (1st) (1/1) *		28	Mem at GS, 11/2/15 (2nd)	
Quarter	46	Mem vs SA, 12/23/19 (1st)		1.000	(10+) Mem at GS, 11/5/18 (2nd) (8/8) *		16	(4) Mem vs Mil, 1/16/19 (1st) *	
OT	20	Van at Tor, 2/22/98		1.000	(8) Mem at Por, 7/31/20 (3/3) *		7	(5) Mem at SA, 4/4/17 *	
	Field Goals Made			Free Throws Made			Assists		
Season	3,394	2007-08 (Mem)		1,688	2017-18 (Mem)		2,101	1997-98 (Van)	
	3,287	2006-07 (Mem)		1,679	2004-05 (Mem)		2,062	2006-07 (Mem)	
	3,277	2009-10 (Mem)		1,658	2016-17 (Mem)		1,991	2002-03 (Mem)	
Game	60	Mem vs SA, 12/23/19		45	Mem at Atl, 3/29/04 (2ot)		42	Van vs Pho, 4/12/98	
	56	Mem at Pho, 3/11/08		44	Mem vs Den, 2/25/05 (ot)		39	(4) Mem at Uta, 1/6/10 *	
	54	Mem at Uta, 1/24/07 (ot)		40	(2) Mem at Dal, 11/2/13 *				
Half	31	Mem vs SA, 12/23/19 (2nd)		29	Mem at Dal, 11/2/13 (2nd)		25	Van vs Pho, 4/12/98 (1st)	
Quarter	19	(2) Mem vs SA, 12/23/19 (1st) *		21	(2) Mem at LAL, 10/29/19 (3rd) *		15	Van vs Pho, 4/12/98 (1st)	
OT	6	(5) Mem vs Dal, 4/7/19 *		13	Mem at Min, 12/29/09		4	(5) Mem at OKC, 1/28/09 *	
	Field Goal Atts			Free Throw Atts			Personal Fouls		
Season	7,076	2007-08 (Mem)		2,233	1997-98 (Van)		1,992	2006-07 (Mem)	
	7,008	2002-03 (Mem)		2,202	2016-17 (Mem)		1,989	1999-00 (Van)	
	6,849	2009-10 (Mem)		2,196	2017-18 (Mem)		1,891	2003-04 (Mem)	
Game	111	Van vs Was, 2/14/98		53	Van vs Ind, 3/3/98		42	Mem vs NY, 11/1/06 (3ot)	
	109	Mem at Cle, 11/29/03		52	Mem vs Den, 2/25/05 (ot)		40	Van vs Bos, 2/17/99 (3ot)	
	108	Van vs Den, 1/9/01		51	Van at Min, 11/28/95		38	(2) Mem vs LAC, 1/26/08 (ot) *	
Half	60	Van at Bos, 2/2/97 (2nd)		35	Van vs Ind, 3/3/98 (2nd)		25	Van at Tor, 1/9/00 (2nd)	
Quarter	32	Mem vs Sac, 12/21/19 (4th)		27	Van vs Bos, 2/18/98 (4th)		18	Van vs LAC, 11/11/97 (4th)	
OT	16	Mem vs NOP, 3/11/16		13	Mem at Min, 12/29/09		8	Mem vs LAC, 1/26/08	
	Field Goal Pct			Free Throw Pct			Steals		
Season	.486	2006-07 (Mem)		.784	2018-19 (Mem)		836	1997-98 (Van)	
	.480	2007-08 (Van)		.782	2019-20 (Mem)		781	2001-02 (Mem)	
	.478	2009-10 (Mem)		.774	2007-08 (Mem)		725	1996-97, 1999-00 (Van)	
Game	.674	Mem vs SA, 12/23/19 (60/89)		1.000	(10+) Mem vs Hou, 3/20/19 (20/20) *		20	Van at Atl, 2/20/98	
	.658	Mem vs Cha, 12/19/08 (50/76)					19	(5) Mem at Tor, 1/19/19	
	.640	Mem at Den, 3/6/06 (48/75)							
Half	.738	Mem vs SA, 12/23/19 (4th) (31/42) *		1.000	(10+) Mem vs Ori, 3/10/20 (1st) *		14	Van at Atl, 2/20/98 (1st)	
Quarter	.875	(3) Mem vs NO, 1/30/10 (3rd) (14/16) *		1.000	(10+) Mem vs Bos, 8/11/20 (4th) *		9	Van vs Sea, 4/3/98 (2nd)	
OT	.857	(2) Mem vs Por, 1/27/07 (2nd) (6/7) *		1.000	(10+) Mem at Bkn, 11/30/18 (1st) (4/4) *		4	(2) Van vs Bos, 2/17/99 (3rd) *	
	3-Pt Field Goals Made			Total Rebounds			Turnovers		
Season	951	2018-19 (Mem)		3,695	2001-02 (Mem)		1,423	1995-96 (Van)	
	942	2019-20 (Mem)		3,681	2002-03 (Mem)		1,395	2003-04 (Mem)	
	874	2017-18 (Mem)		3,653	2007-08 (Van)		1,367	2010-11 (Mem)	
Game	23	Mem vs Det, 4/8/18		76	Van at Dal, 12/28/95 (2ot)		30	Van at Phi, 1/5/96 (ot)	
	23	Mem at Hou, 2/26/20		65	(2) Mem at GS, 11/2/15 *		30	Mem vs NJ, 12/13/03	
	21	(2) Mem vs NO, 1/20/20 *					28	(3) Mem at Phi, 12/22/15 *	
Half	15	(2) Mem at Hou, 2/26/20 (2nd) *		40	Mem vs Mil, 11/14/08 (2nd)		19	Van vs Min, 4/3/96 (2nd)	
Quarter	10	Mem at Tor, 1/19/19		24	Mem vs Sac, 1/19/18 (2nd)		12	Mem at LAC, 10/31/12 (1st)	
OT	3	(2) Mem at Por, 7/31/20 *		10	Mem vs NOP, 3/11/16		3	(10+) Mem at Min, 1/30/19 *	
	3-Pt Field Goal Atts			Offensive Rebounds			Blocks		
Season	2,639	2018-19 (Mem)		1,206	1996-97 (Van)		538	1997-98 (Van)	
	2,580	2019-20 (Mem)		1,144	1997-98 (Van)		519	1999-00 (Van)	
	2,376	2017-18 (Mem)		1,135	2001-02 (Mem)		505	2010-11 (Mem)	
Game	52	Mem vs Hou, 12/23/16		37	Van at Dal, 12/28/95 (2ot)		18	Van at Den, 3/15/99	
	50	Mem vs Hou, 11/4/19		33	Van at GS, 4/18/01		17	Mem at Mil, 3/17/16	
	50	Mem at Hou, 2/26/20		31	(2) Van at NJ, 2/4/97 *		16	Mem at LAL, 12/3/02	
Half	31	Mem at Hou, 2/26/20 (2nd)		20	Van at Bos, 2/2/97 (2nd)		12	Mem at Mil, 3/17/16 (2nd)	
Quarter	20	Van vs Dal, 3/1/96 (3rd)		12	(3) Mem at Uta, 12/26/05 (2nd) *		8	(2) Mem vs NOP, 10/18/17 (1st) *	
OT	7	(2) Mem vs Pho, 1/11/15 (2nd) *		7	Mem vs NOP, 3/11/16		3	(3) Mem at SA, 12/27/08 (2nd) *	

\* Most recent occurrence



# ALL-TIME TEAM RECORDS



## OPPONENTS ALL-TIME SEASON & SINGLE-GAME LOWS

	Points	3-Pt Field Goal Pct	Defensive Rebounds
Season	4,876 1998-99 (Van) 6,136 2011-12 (Mem) 7,255 2005-06 (Mem)	.333 1999-00 (Van) .334 2005-06 (Mem) .338 2003-04 (Mem), 2012-13 (Mem)	1,456 1998-99 (Van) 1,954 2011-12 (Mem) 2,336 1999-00 (Van)
Game	63 Mem vs NJ, 12/13/03 64 Mem at Dal, 11/18/16 65 (2) Mem vs Uta, 1/6/06 *	.000 (10+) Mem at Tor, 1/24/11 (0/13) *	14 Van vs Dal, 3/31/98 16 Mem vs Was, 2/7/06 17 (5) Mem vs LAL, 11/23/12 *
Half	24 (2) Mem at LAL, 12/20/04 (2nd) *	.000 (10+) Mem vs Sac, 4/6/18 (1st) *	5 (2) Van vs Dal, 3/31/98 (2nd) *
Quarter	5 Mem vs Dal, 2/27/13 (3rd)	.000 (10+) Mem at Was, 2/9/20 (2nd) *	1 (7) Mem at LAC, 4/13/11 (3rd) *
OT	2 (2) Mem vs Orl, 1/25/16 *	.000 (10+) Mem vs Bkn, 10/27/19 *	0 (4) Mem vs Pho, 12/8/10 *
	Field Goals Made	Free Throws Made	Assists
Season	1,813 1998-99 (Van) 2,278 2011-12 (Mem) 2,684 2004-05 (Mem)	1,021 1998-99 (Van) 1,163 2011-12 (Mem) 1,225 2014-15 (Mem)	1,189 1998-99 (Van) 1,274 2011-12 (Mem) 1,599 2012-13 (Mem)
Game	21 Mem at Det, 1/6/05 21 Mem at Dal, 11/18/16 23 (3) Mem vs Tor, 2/7/09 *	3 Mem vs Pho, 12/17/05 3 Mem at OKC, 11/7/14 4 (4) Mem vs GS, 11/20/13 (ot) *	9 (4) Mem vs OKC, 12/29/16 *
Half	7 Mem at LAL, 12/20/04 (2nd)	0 (10+) Mem at Den, 12/28/19 (1st) *	2 Mem vs LAC, 3/19/16 (2nd)
Quarter	1 Mem at Min, 12/29/08 (2nd)	0 (10+) Mem vs OKC, 8/7/20 (4th) *	0 (10+) Mem vs Dal, 3/31/17 (2nd) *
OT	0 Mem vs Pho, 12/4/12	0 (10+) Mem vs Hou, 3/20/19 (2nd) *	0 (10+) Mem vs Hou, 3/20/19 *
	Field Goal Atts	Free Throw Atts	Personal Fouls
Season	3,917 1998-99 (Van) 5,132 2011-12 (Mem) 6,172 2005-06 (Mem)	1,400 1998-99 (Van) 1,522 2011-12 (Mem) 1,651 2014-15 (Mem)	1,164 1998-99 (Van) 1,275 2011-12 (Mem) 1,553 2013-14 (Mem)
Game	60 (4) Mem at Dal, 4/8/16 *	4 Mem vs Pho, 12/17/05 4 Mem at NY, 3/11/03 4 Mem vs NY, 3/9/11	9 Van vs Por, 4/10/01 10 (4) Mem at SA, 3/5/18 *
Half	25 Mem vs NO, 4/18/12 (2nd)	0 (7) Mem at Den, 12/28/19 (1st) *	2 Van vs Por, 4/12/01 (1st)
Quarter	8 Mem vs NO, 4/18/12 (3rd)	0 (10+) Mem vs OKC, 8/7/20 (4th) *	0 (10+) Mem at Dal, 4/5/19 (4th) *
OT	4 (4) Mem at Uta, 1/2/16 *	0 (10+) Mem vs Hou, 3/20/19 *	0 (10+) Mem vs Cha, 12/12/14 (1st) *
	Field Goal Pct	Free Throw Pct	Steals
Season	.432 2004-05 (Mem) .435 2012-13 (Mem) .436 2003-04 (Mem), 2005-06 (Mem)	.727 1996-97 (Van) .729 1998-99 (Van) .732 2000-01 (Mem)	490 1998-99 (Van) 518 2011-12 (Mem) 576 2016-17 (Mem)
Game	.275 Mem vs GS, 11/12/04 (25/91) .277 Van vs Dal, 11/13/95 (26/94) .288 Mem at Dal, 11/18/16 (21/73)	.273 Mem at OKC, 11/7/14 (3/11) .333 Van at LAL, 2/2/97 (8/24) .357 Mem vs Tor, 12/27/10 (5/14)	0 Mem vs Uta, 12/22/14 1 (5) Mem vs Por, 11/17/20 *
Half	.222 Mem vs Dal, 3/31/17 (1st) (8/36)	.000 (10+) Mem at Pho, 2/2/15 (1st) *	0 (10+) Mem vs SA, 1/10/20 (1st) *
Quarter	.063 Mem at Min, 12/29/08 (2nd) (1/16)	.000 (10+) Mem vs Mil, 8/13/20 (4th) *	0 (10+) Mem vs Bos, 8/11/20 (4th) *
OT	.000 Mem vs Pho, 12/4/12 (0/5)	.000 (10+) Mem vs Phi, 11/10/18 *	0 (10+) Mem vs Bkn, 10/27/19 *
	3-Pt Field Goals Made	Total Rebounds	Turnovers
Season	229 1998-99 (Van) 361 1999-00 (Van) 369 2003-04 (Mem)	2,129 1998-99 (Van) 2,683 2011-12 (Mem) 3,204 2012-13 (Mem)	779 1998-99 (Van) 1,096 2007-08 (Mem) 1,130 2011-12 (Mem)
Game	0 (10+) Mem at Tor, 1/24/11 *	24 Mem vs Was, 2/27/06 24 Van vs Dal, 2/27/01 25 (5) Mem vs Den, 12/28/13 *	4 Mem at Sea, 1/17/03 (ot) 5 Van at Orl, 3/17/98 5 Van vs Cle, 1/13/01
Half	0 (10+) Mem vs Sac, 4/6/18 (1st) *	8 Van at Por, 4/8/00 (1st)	1 (5) Mem at SA, 11/21/18 (1st) *
Quarter	0 (10+) Mem vs Orl, 3/10/20 (2nd) *	2 (6) Mem vs Ind, 1/21/13 (3rd) *	0 (10+) Mem vs SA, 8/22/20 (3rd) *
OT	0 (10+) Mem at Bkn, 10/27/19 *	0 (2) Mem vs Pho, 12/8/10 *	0 (10+) Mem at Orl, 3/22/19 *
	3-Pt Field Goal Atts	Offensive Rebounds	Blocks
Season	653 1998-99 (Van) 1,075 2000-01 (Mem) 1,083 1999-00 (Van)	673 1998-99 (Van) 729 2011-12 (Mem) 756 2019-20 (Mem)	328 1998-99 (Van) 363 2011-12 (Mem) 386 2019-20 (Mem)
Game	1 Van at Pho, 2/5/95 1 Van at Pho, 2/19/96 1 Mem at LAC, 2/10/06	1 Mem at Cle, 12/2/17 2 Mem vs Mia, 12/11/17 3 (10+) Mem at Sac, 2/20/20 *	0 (10+) Mem vs Det, 4/8/18 *
Half	0 (10+) Mem at LAC, 2/10/06 (2nd) *	0 (10+) Mem at SA, 1/5/19 (2nd) *	0 (10+) Mem at NO, 8/3/20 (2nd) *
Quarter	0 (10+) Mem vs Orl, 3/10/20 (2nd) *	0 (10+) Mem at Tor, 8/9/20 (1st) *	0 (10+) Mem vs Mil, 8/13/20 (4th) *
OT	0 (10+) Mem vs Bkn, 10/27/19 *	0 (10+) Mem at Orl, 3/22/19 *	0 (10+) Mem vs Bkn, 10/27/19 *

\* Most recent occurrence

INTRO

PLAYERS

EXECUTIVE

BASKETBALL OPS

BUSINESS OPS

MEDIA

COMMUNITY

HISTORY

PLAYOFFS

REVIEW

OPPONENTS

NBA

FEDERATION

AT A GLANCE





# ALL-TIME TEAM RECORDS

## GRIZZLIES RECORD WHEN

Win / Loss Records	Van 95-01	Mem 01-02	Mem 02-03	Mem 03-04	Mem 04-05	Mem 05-06	Mem 06-07	Mem 07-08	Mem 08-09	Mem 9-10	Mem 10-11	Mem 11-12	Mem 12-13	Mem 13-14
OVERALL	101-359	23-59	28-54	50-32	45-37	49-33	22-60	22-60	24-58	40-42	46-36	41-25	56-26	50-32
...scoring 100 pts or more	52-52	9-7	19-14	25-3	17-6	18-5	16-24	18-22	17-11	30-18	33-14	17-3	23-1	23-4
...scoring less than 100 pts	49-307	14-52	9-40	25-29	28-31	31-28	6-36	4-38	7-47	10-24	13-22	24-22	33-25	27-28
...opp't scores 100 pts or more	24-210	4-29	10-35	11-12	2-14	3-9	12-43	11-52	7-37	17-36	9-22	4-8	3-8	7-20
...opp't scores less than 100 pts	77-149	19-30	18-19	39-20	43-23	46-24	10-17	11-8	17-21	23-6	37-14	37-17	53-18	43-12
...the Grizzlies shoot 50%+	31-44	7-5	14-4	14-1	9-6	15-3	9-14	12-6	10-6	16-8	23-7	13-0	16-1	17-4
...the Grizzlies shoot <50%	70-315	16-54	14-50	36-31	36-31	34-30	13-46	10-54	14-52	24-34	23-29	28-25	40-25	33-28
Against .500 or better opponents	36-231	13-35	13-35	22-24	18-28	19-20	9-32	6-40	2-25	19-33	23-23	20-18	26-16	25-20
Against sub .500 opponents	65-128	10-24	15-19	28-8	27-9	30-13	13-28	16-20	22-33	21-9	23-12	21-6	30-9	25-11
In games decided by 3 points or less	23-39	7-6	5-7	10-6	7-11	6-10	5-12	2-11	2-4	6-4	9-10	6-2	6-4	10-4
In games decided by 6 points or less	44-101	15-14	12-19	21-15	12-16	13-15	8-23	8-16	10-11	16-10	17-17	20-8	17-11	22-9
In games decided by 10+ points	38-200	6-35	14-23	18-7	23-12	30-13	8-26	10-37	11-38	17-26	23-12	16-10	28-9	18-13

Win / Loss Records	Mem 14-15	Mem 15-16	Mem 16-17	Mem 17-18	Mem 18-19	Mem 19-20	----- All-Time -----			
							Gm	W	L	Pct
OVERALL	55-27	42-40	43-39	22-60	33-49	34-39	1993	826	1167	.414
...scoring 100 pts or more	33-3	32-12	31-18	17-23	24-21	33-29	777	487	290	.627
...scoring less than 100 pts	22-24	10-28	12-21	5-37	9-28	1-10	1216	339	877	.279
...opp't scores 100 pts or more	13-16	14-29	10-28	9-48	18-42	26-39	912	214	737	.235
...opp't scores less than 100 pts	42-11	28-11	33-11	13-12	15-7	8-0	1042	612	430	.587
...the Grizzlies shoot 50%+	17-2	10-5	11-1	4-7	9-6	20-5	412	277	135	.672
...the Grizzlies shoot <50%	38-25	32-35	32-37	18-53	24-43	14-34	1580	549	1031	.347
Against .500 or better opponents	29-18	10-28	20-25	11-36	18-27	14-22	1089	353	736	.324
Against sub .500 opponents	25-9	32-12	23-14	10-24	15-21	20-16	896	471	425	.526
In games decided by 3 points or less	9-3	8-3	7-5	5-12	6-9	3-4	308	142	166	.461
In games decided by 6 points or less	19-10	15-13	13-12	9-19	11-19	7-9	676	309	367	.457
In games decided by 10+ points	26-13	15-23	20-20	8-26	14-19	18-21	955	373	582	.391



# ALL-TIME TEAM RECORDS



## GRIZZLIES ALL-TIME RECORD IN OVERTIME

Summary	Memphis	Opponent	OT	Result	Memphis	Opponent	OT	Result	Memphis	Opponent	OT	Result
<b>RECORD</b>	<b>W-L</b>	<b>2001-02</b>	<b>2-1</b>		<b>2007-08</b>	<b>1-4</b>			<b>2013-14</b>	<b>3-2</b>		
Overall	55-68	1/12/02	at Utah	2 Won, 97-95	11/16/07	vs New Orleans	1	Lost, 118-120	11/1/13	vs Detroit	1	Won, 111-108
Memphis	44-50	1/28/02	vs LA Clippers	1 Won, 119-115	12/7/07	at New Orleans	1	Lost, 116-118	11/20/13	at Golden State	1	Won, 88-81
Prior Years	11-18	2/19/02	at San Antonio	1 Lost, 93-99	1/15/08	vs Cleveland	1	Lost, 124-132	1/7/14	vs San Antonio	1	Won, 108-110
					1/26/08	vs LA Clippers	1	Won, 125-120	2/9/14	at Cleveland	1	Lost, 83-91
					3/26/08	at Sacramento	1	Lost, 106-107	4/16/14	vs Dallas	1	Won, 106-105
<b>HOME</b>	<b>33-34</b>	<b>2002-03</b>	<b>3-6</b>		<b>2008-09</b>	<b>0-4</b>			<b>2014-15</b>	<b>4-1</b>		
ROAD	22-34	11/4/02	vs San Antonio	1 Lost, 101-103	11/14/08	vs Milwaukee	1	Lost, 96-101	12/12/14	vs Charlotte	2	Won, 113-107
IN MEMPHIS	25-23	11/12/02	at Minnesota	1 Lost, 106-110	12/27/08	at San Antonio	2	Lost, 103-106	12/13/14	at Philadelphia	1	Won, 120-115
		11/19/02	vs LA Lakers	1 Lost, 106-112	12/28/08	at Minnesota	1	Lost, 98-108	12/17/14	at San Antonio	3	Won, 117-116
		12/13/02	vs Houston	1 Won, 114-109	1/28/09	at Oklahoma City	1	Lost, 102-114	12/26/14	vs Houston	1	Lost, 111-117
		1/17/03	at Seattle	1 Lost, 109-110					1/11/15	vs Phoenix	2	Won, 122-110
		2/18/03	vs Indiana	1 Won, 108-103								
		2/21/03	at New Orleans	1 Lost, 123-125								
		2/28/03	vs Miami	1 Won, 126-116								
		4/13/03	vs Detroit	2 Lost, 107-110								
<b>BY YEARS</b>		<b>2003-04</b>	<b>5-0</b>		<b>2009-10</b>	<b>3-5</b>			<b>2015-16</b>	<b>3-3</b>		
1995-96	4-3	11/15/03	vs Dallas	1 Won, 108-101	11/2/09	at Sacramento	1	Lost, 116-127	12/29/15	vs Miami	1	Won, 99-90
1996-97	0-3	11/29/03	at Cleveland	2 Won, 122-115	12/8/09	vs Cleveland	1	Won, 111-109	1/2/16	at Utah	1	Lost, 87-92
1997-98	4-2	1/1/04	at LA Clippers	1 Won, 108-107	12/28/09	vs Washington	1	Won, 116-111	1/25/16	vs Orlando	1	Won, 108-102
1998-99	1-3	1/11/04	at New Orleans	2 Won, 115-113	1/30/10	vs New Orleans	1	Lost, 102-109	2/6/16	vs Dallas	1	Lost, 110-114
1999-00	1-5	1/12/04	at Golden State	2 Won, 136-133	2/17/10	at Toronto	1	Won, 109-102	2/8/16	vs Portland	1	Lost, 106-112
2000-01	1-2	3/29/04	at Atlanta	2 Won, 136-133	2/19/10	vs Miami	2	Lost, 87-100	3/11/16	vs New Orleans	1	Won, 121-114
2001-02	2-1				3/31/10	at Milwaukee	1	Lost, 103-108				
2002-03	3-6					vs Dallas	1	Lost, 102-106				
2003-04	5-0											
2004-05	0-1											
2005-06	2-3											
2006-07	3-5											
2007-08	1-4											
2008-09	0-4											
2009-10	3-5											
2010-11	2-5											
2011-12	1-2											
2012-13	4-1											
2013-14	3-2											
2014-15	4-1											
2015-16	3-3											
2016-17	5-2											
2017-18	0-1											
2018-19	3-4											
2019-20	1-1											

## GRIZZLIES NBA DRAFT HISTORY

Year	Player	Round, Pick	From	Year	Player	Round, Pick	From
2020	Robert Woodard II	2nd Round, 40th pick	Mississippi State	2006	Kyle Lowry	1st Round, 24th pick	Villanova
2019	Ja Morant	1st Round, 2nd Pick	Murray State	2005	Hakim Warrick	1st Round, 19th pick	Syracuse
2018	Jaren Jackson Jr. Jevon Carter	1st Round, 4th Pick 2nd Round, 32nd Pick	Michigan State West Virginia	2004	Sergei Lishouk	2nd Round, 49th pick	Ukraine
2017	---	---	---	2003	Marcus Banks Kendrick Perkins	1st Round, 13th pick 1st Round, 27th pick	UNLV Clifton Ozen HS
2016	Wade Baldwin IV Wang Zhelin (China)	1st Round, 17th pick 2nd Round, 57th pick	Vanderbilt Fujian Surgeons	2002	Drew Gooden Robert Archibald Matt Barnes	1st Round, 4th pick 2nd Round, 23rd pick 2nd Round, 46th pick	Kansas Illinois UCLA
2015	Jarell Martin	1st Round, 25th Pick	LSU	2001	Shane Battier Jamaal Tinsley Will Solomon Antonios Fotsis	1st Round, 6th pick 1st Round, 27th pick 2nd Round, 33rd pick 2nd Round, 48th pick	Duke Iowa State Clemson Greece
2014	Jordan Adams	1st Round, 22nd pick	UCLA	2000	Stromile Swift	1st Round, 2nd pick	LSU
2013	Jamaal Franklin Jeffrey Lauvergne Janis Timma	2nd Round, 41st pick 2nd Round, 55th pick 2nd Round, 60th pick	San Diego State France Latvia	1999	Steve Francis Obinna Ekezie Antwain Smith	1st Round, 2nd pick 2nd Round, 37th pick 2nd Round, 51st pick	Maryland Maryland St. Paul's College
2012	Tony Wroten	1st Round, 25th pick	Washington	1998	Mike Bibby J.R. Henderson	1st Round, 2nd pick 2nd Round, 56th pick	Arizona UCLA
2011	Josh Selby	2nd Round, 49th pick	Kansas	1997	Antonio Daniels C.J. Bruton	1st Round, 4th pick 2nd Round, 53rd pick	Bowling Green Indian Hills CC
2010	Xavier Henry Dominique Jones Greivis Vasquez	1st Round, 12th pick 1st Round, 25th pick 1st Round, 28th pick	Kansas South Florida Maryland	1996	Shareef Abdur-Rahim Roy Rogers Chris Robinson	1st Round, 3rd pick 1st Round, 22nd pick 2nd Round, 51st pick	California Alabama Western Kentucky
2009	Hasheem Thabeet DeMarre Carroll Sam Young	1st Round, 2nd pick 1st Round, 27th pick 2nd Round, 36th pick	Connecticut Missouri Pittsburgh	1995	Bryant Reeves Lawrence Moten	1st Round, 6th pick 2nd Round, 36th pick	Oklahoma State Syracuse
2008	Kevin Love Donte Greene	1st Round, 5th pick 1st Round, 28th pick	UCLA Syracuse				
2007	Mike Conley	1st Round, 4th pick	Ohio State				

INTRO

PLAYERS

EXECUTIVE

BASKETBALL

OPS

BUSINESS

MEDIA

COMMUNITY

HISTORY

PLAYOFFS

REVIEW

OPONENTS

NBA

FEDERATION

AT A GLANCE





# ALL-TIME TEAM RECORDS

## GRIZZLIES ALL-TIME ATTENDANCE

		HOME ATTENDANCE				ROAD ATTENDANCE				
Season	Gm	Total	Average	Rank	Sellouts	Total	Average	Rank	NBA Avg	
MEMPHIS										
2019-20	33 *	523,301	15,858	26th	5	560,281	17,508	24th	16,312	
2018-19	41	638,332	15,569	26th	5	720,763	17,580	23rd	17,884	
2017-18	41	653,863	15,948	28th	7	711,289	17,349	30th	17,991	
2016-17	41	677,314	16,520	23rd	7	723,881	17,656	21st	17,884	
2015-16	41	701,894	17,119	20th	14	721,186	17,590	23rd	17,865	
2014-15	41	710,502	17,329	18th	16	738,717	18,017	7th	17,826	
2013-14	41	685,458	16,718	20th	3	708,043	17,269	20th	17,407	
2012-13	41	681,613	16,625	19th	6	704,988	17,195	17th	17,348	
2011-12	33	518,446	15,710	20th	4	563,271	17,069	15th	17,274	
2010-11	41	600,687	14,651	27th	4	674,096	16,441	28th	17,319	
2009-10	41	552,914	13,486	28th	3	684,350	16,691	22nd	17,165	
2008-09	41	519,895	12,680	29th	2	701,143	17,101	23rd	17,520	
2007-08	41	523,578	12,770	29th	2	696,385	16,985	22nd	17,376	
2006-07	41	600,836	14,655	30th	3	710,811	17,337	25th	17,757	
2005-06	41	647,533	15,793	26th	4	705,671	17,211	18th	17,558	
2004-05	41	691,362	16,882	18th	18	681,487	16,622	30th	17,314	
2003-04	41	622,723	15,188	25th	5	684,513	16,695	17th	17,050	
2002-03	41	611,322	14,910	24th	4	667,360	16,277	24th	16,883	
2001-02	41	591,030	14,415	25th	6	648,706	15,822	28th	16,974	
MEMPHIS	763 *	11,752,603	15,403		118	13,006,941	17,069			
VANCOUVER										
2000-01	41	563,218	13,737	27th	2	648,706	15,822	28th	16,784	
1999-00	41	569,864	13,899	27th	1	657,705	16,042	26th	16,870	
1998-99	25	417,966	16,719	16th	7	394,422	15,777	24th	16,738	
1997-98	41	660,457	16,109	20th	2	635,692	15,505	29th	17,135	
1996-97	41	679,422	16,571	17th	6	624,046	15,221	29th	17,077	
1995-96	41	704,489	17,183	14th	10	665,147	16,223	27th	17,252	
TOTAL	993 *	15,348,019	15,456		146	16,632,659	16,767			

\* Memphis played eight neutral-site games – four “home” and four “road” – at Walt Disney World in Orlando, Florida in 2019-20.

## GRIZZLIES OPENING NIGHT

### Season Openers (5-20)

Season	Date	Opp	Result	Attend	C	F	F	G	G
2019-20	10/23/19	MIA	Lost, 101-120 at Mia	19,600	J. Valanciunas	J. Jackson Jr.	J. Crowder	D. Brooks	J. Morant
2018-19	10/17/18	IND	Lost, 83-111 at Ind	17,923	M. Gasol	Ja. Green	C. Parsons	G. Temple	M. Conley
2017-18	10/18/17	NOP	Won, 103-91 at Mem	17,794	M. Gasol	Ja. Green	J. Ennis III	A. Harrison	M. Conley
2016-17	10/26/16	MIN	Won, 102-98 at Mem	18,119	M. Gasol	Ja. Green	J. Ennis III	A. Harrison	M. Conley
2015-16	10/28/15	CLE	Lost, 76-106 at Mem	18,119	M. Gasol	Z. Randolph	Je. Green	C. Lee	M. Conley
2014-15	10/29/14	MIN	Won, 105-101 at Mem	17,731	M. Gasol	Z. Randolph	T. Allen	C. Lee	M. Conley
2013-14	10/30/13	SA	Lost, 94-101 at SA	18,581	M. Gasol	Z. Randolph	T. Prince	T. Allen	M. Conley
2012-13	10/31/12	LAC	Lost, 92-101 at LAC	19,060	M. Gasol	Z. Randolph	R. Gay	T. Allen	M. Conley
2011-12	12/26/11	SA	Lost, 82-95 at SA	18,581	M. Gasol	Z. Randolph	R. Gay	T. Allen	M. Conley
2010-11	10/27/10	ATL	Lost, 104-119 at Mem	17,519	Z. Randolph	D. Arthur	R. Gay	O.J. Mayo	M. Conley
2009-10	10/28/09	DET	Lost, 74-96 at Mem	17,212	M. Gasol	Z. Randolph	R. Gay	O.J. Mayo	M. Conley
2008-09	10/29/08	HOU	Lost, 71-82 at Hou	18,196	M. Gasol	D. Millicic	R. Gay	O.J. Mayo	M. Conley
2007-08	10/31/07	SA	Lost, 101-104 at Mem	17,538	D. Millicic	P. Gasol	R. Gay	M. Miller	D. Stoudamire
2006-07	11/1/06	NY	Lost, 117-118 at Mem (a)	17,117	J. Tsakalidis	H. Warrick	M. Miller	E. Jones	D. Stoudamire
2005-06	11/2/05	MIA	Lost, 78-97 at Mem	18,119	L. Wright	P. Gasol	S. Battier	E. Jones	D. Stoudamire
2004-05	11/3/05	WAS	Lost, 91-103 at Mem	18,119	S. Swift	P. Gasol	J. Posey	B. Wells	J. Williams
2003-04	10/31/03	BOS	Lost, 91-93 at Mem	16,178	S. Swift	P. Gasol	J. Posey	M. Miller	J. Williams
2002-03	10/30/02	DAL	Lost, 109-119 at Mem	16,638	P. Gasol	D. Gooden	W. Person	M. Dickerson	J. Williams
2001-02	11/1/01	DET	Lost, 80-90 at Mem	19,405	L. Wright	S. Swift	S. Battier	M. Dickerson	J. Williams
2000-01	10/31/00	SEA	Won, 94-88 at Van	15,779	B. Reeves	O. Harrington	S. Abdur-Rahim	M. Dickerson	M. Bibby
1999-00	11/2/99	POR	Lost, 86-106 at Van	18,218	B. Reeves	O. Harrington	S. Abdur-Rahim	M. Dickerson	M. Bibby
1998-99	2/7/99	SAC	Lost, 87-109 at Sac	17,317	T. Massenburg	C. Parks	S. Abdur-Rahim	S. Mack	M. Bibby
1997-98	10/31/97	DAL	Lost, 88-90 at Van	17,021	B. Reeves	O. Thorpe	S. Abdur-Rahim	A. Peeler	A. Daniels
1996-97	11/1/96	POR	Lost, 85-114 at Van	19,193	B. Reeves	E. Mobley	S. Abdur-Rahim	A. Peeler	G. Anthony
1995-96	11/3/95	POR	Won, 92-80 at Por	21,398	B. Benjamin	K. Gattison	C. King	B. Edwards	G. Anthony

### Home Openers (9-16)

Season	Date	Opp	Result	Attend	Season	Date	Opp	Result	Attend
2019-20	10/25/19	CHI	Lost, 102-110	17,794	2006-07	11/1/06	NY	Lost, 117-118 at Mem <sup>(a)</sup>	17,117
2018-19	10/19/18	ATL	Won, 131-117 at Mem	17,019	2005-06	11/2/05	MIA	Lost, 78-97 at Mem	18,119
2017-18	10/18/17	NOP	Won, 103-91 at Mem	17,794	2004-05	11/3/05	WAS	Lost, 91-103 at Mem	18,119
2016-17	10/26/16	MIN	Won, 102-98 at Mem	18,119	2003-04	10/31/03	BOS	Lost, 91-93 at Mem	16,178
2015-16	10/28/15	CLE	Lost, 76-106 at Mem	18,119	2002-03	10/30/02	DAL	Lost, 109-119 at Mem	16,638
2014-15	10/29/14	MIN	Won, 105-101 at Mem	17,731	2001-02	11/1/01	DET	Lost, 80-90 at Mem	19,405
2013-14	11/1/13	UTA	Won, 111-108 at Mem	18,119	2000-01	10/31/00	SEA	Won, 94-88 at Van	15,779
2012-13	11/5/12	DET	Won, 103-94 at Mem	17,401	1999-00	11/2/99	POR	Lost, 86-106 at Van	18,218
2011-12	12/28/11	OKC	Lost, 95-98 at Mem	18,119	1998-99	2/8/99	POR	Lost, 88-90 at Van	18,353
2010-11	10/27/10	ATL	Lost, 104-119 at Mem	17,519	1997-98	10/31/97	DAL	Lost, 88-90 at Van	17,021
2009-10	10/28/09	DET	Lost, 74-96 at Mem	17,212	1996-97	11/1/96	POR	Lost, 85-114 at Van	19,193
2008-09	10/31/08	ORL	Won, 86-84 at Mem	16,139	1995-96	11/5/95	MIN	Won, 100-98 at Van	19,193
2007-08	10/31/07	SA	Lost, 101-104 at Mem	17,538					





## GRIZZLIES PRESEASON HISTORY

## VANCOUVER

1995-96 (1-7)	Site	Opponent	Result
10/13/95	Vancouver, BC	Portland	L, 86-104
10/16/95	Sacramento, CA	Sacramento	L, 72-101
10/17/95	Vancouver, BC	Minnesota	L, 79-93
10/21/95	Winnipeg, MB	Toronto	L, 77-98
10/22/95	Vancouver, BC	Sacramento	L, 84-110
10/26/95	Eugene, OR	Portland	L, 96-101
10/28/95	Edmonton, AB	Boston	L, 101-103
10/29/95	Vancouver, BC	Seattle	W, 105-104

1996-97 (2-6)	Site	Opponent	Result
10/10/96	Vancouver, BC	Utah	L, 77-89
10/11/96	Phoenix, AZ	Phoenix	L, 83-100
10/14/96	Missoula, MT	Seattle	L, 83-89
10/15/96	Vancouver, BC	Dallas	W, 86-75
10/18/96	Marquette, MN	Minnesota	L, 85-104
10/24/96	Vancouver, BC	LA Clippers	L, 87-97
10/25/96	Portland, OR	Portland	L, 77-98
10/27/96	Calgary, AB	Toronto	W, 80-77

1997-98 (2-6)	Site	Opponent	Result
10/11/97	Los Angeles, CA	LA Clippers	L, 94-98
10/12/97	Phoenix, AZ	Phoenix	L, 88-93
10/14/97	Vancouver, BC	Portland	W, 103-83
10/15/97	Rapid City, SD	Dallas	L, 83-79
10/18/97	Vancouver, BC	Sacramento	L, 81-98
10/20/97	Halifax, NS	Toronto	L, 98-107
10/22/97	Vancouver, BC	Phoenix	L, 83-113
10/24/97	Vancouver, BC	Golden State	L, 100-107

## VANCOUVER PRESEASON RECORD:

G: 42 W: 7 L: 35

## MEMPHIS

2001-02 (4-4)	Site	Opponent	Result
10/9/01	Memphis, TN	Portland	W, 99-95
10/14/01	Memphis, TN	LA Clippers	W, 121-113
10/15/01	Memphis, TN	Seattle	W, 103-99
10/18/01	Memphis, TN	Miami	W, 110-106
10/21/01	Phoenix, AZ	Phoenix	L, 88-102
10/23/01	Anaheim, CA	LA Lakers	L, 94-128
10/24/01	Sacramento, CA	Sacramento	L, 94-107
10/26/01	Portland, OR	Portland	L, 88-101

2002-03 (3-5)	Site	Opponent	Result
10/8/02	Memphis, TN	Houston	L, 98-106
10/9/02	Memphis, TN	Miami	W, 83-71
10/11/02	Little Rock, AR	LA Lakers	L, 87-95
10/13/02	Los Angeles, CA	LA Clippers	L, 96-106
10/14/02	Seattle, WA	Seattle	L, 78-88
10/18/02	Memphis, TN	Orlando	W, 108-105
10/19/02	Memphis, TN	Chicago	W, 123-99
10/22/02	Orlando, FL	Orlando	L, 74-82

2003-04 (7-1)	Site	Opponent	Result
10/6/03	Memphis, TN	Milwaukee	W, 105-94
10/8/03	Paris, FRANCE	San Antonio	L, 93-105
10/10/03	Barcelona, SPAIN	FC Barcelona	W, 91-80
10/14/03	Memphis, TN	Washington	W, 101-85
10/17/03	Memphis, TN	Orlando	W, 84-65
10/18/03	Memphis, TN	Atlanta	W, 94-81
10/21/03	Miami, FL	Miami	W, 97-82
10/23/03	Chicago, IL	Chicago	W, 93-89

2004-05 (6-2)	Site	Opponent	Result
10/12/04	Orlando, FL	Orlando	W, 99-95
10/14/04	Memphis, TN	Cleveland	W, 102-94
10/16/04	Memphis, TN	Indiana	L, 108-91
10/20/04	Atlanta, GA	Atlanta	W, 95-86
10/21/04	Memphis, TN	Milwaukee	W, 97-75
10/23/04	Memphis, TN	Atlanta	W, 104-72
10/26/04	Indianapolis, IN	Indiana	L, 96-102
10/28/04	Green Bay, WI	Milwaukee	W, 99-92

2005-06 (6-2)	Site	Opponent	Result
10/12/05	Memphis, TN	Chicago	W, 86-82
10/14/05	San Juan, PR	Miami	W, 101-91
10/15/05	Memphis, TN	Washington	W, 104-79
10/19/05	Cleveland, OH	Cleveland	L, 88-84
10/22/05	Memphis, TN	Houston	L, 82-78
10/24/05	Memphis, TN	Orlando	L, 67-65
10/25/05	Chicago, IL	Chicago	W, 95-88
10/27/05	Chattanooga, TN	Atlanta	W, 99-84

1998-99 (0-2)	Site	Opponent	Result
1/29/99	Vancouver, BC	Portland	L, 88-109
1/30/99	Seattle, WA	Seattle	L, 68-80

1999-00 (1-7)	Site	Opponent	Result
10/13/99	Ogden, UT	Utah	L, 88-96
10/15/99	Oakland, CA	Golden State	L, 84-96
10/17/99	Vancouver, BC	Denver	L, 94-106
10/18/99	Edmonton, AB	Toronto	L, 84-110
10/22/99	Vancouver, BC	LA Clippers	L, 94-104
10/24/99	Vancouver, BC	Sacramento	L, 101-103
10/26/99	Denver, CO	Denver	W, 105-97
10/27/99	Vancouver, BC	Seattle	L, 94-95

2000-01 (1-7)	Site	Opponent	Result
10/9/00	Seattle, WA	Seattle	L, 88-96
10/10/00	Vancouver, BC	Golden State	W, 91-84
10/12/00	Toronto, ON	Toronto	L, 92-97
10/14/00	Los Angeles, CA	LA Clippers	L, 78-86
10/15/00	Tucson, AZ	Phoenix	L, 94-105
10/20/00	Sacramento, CA	Sacramento	L, 90-92
10/24/00	Vancouver, BC	Phoenix	L, 75-88
10/25/00	Oakland, CA	Golden State	L, 91-101

2006-07 (4-4)	Site	Opponent	Result
10/10/06	Houston, TX	Houston	W, 75-69
10/11/06	Memphis, TN	Atlanta	L, 91-108
10/14/06	Memphis, TN	Detroit	W, 101-89
10/16/06	Memphis, TN	Chicago	L, 78-87
10/20/06	Memphis, TN	Miami	W, 96-95
10/21/06	Orlando, FL	Orlando	L, 89-112
10/24/06	Chicago, IL	Chicago	L, 87-84
10/25/06	Detroit, MI	Detroit	W, 92-82

2007-08 (5-3)	Site	Opponent	Result
10/9/07	Malaga, SPAIN	Unicaja Malaga	L, 102-99
10/11/07	Madrid, SPAIN	MMT Estudiantes	W, 98-73
10/15/07	Memphis, TN	Minnesota	W, 101-93
10/17/07	Indianapolis, IN	LA Clippers	L, 115-122
10/22/07	Memphis, TN	Miami	W, 104-98
10/23/07	Houston, TX	Houston	W, 109-107
10/24/07	Memphis, TN	Houston	W, 96-80
10/26/07	Memphis, TN	Indiana	L, 113-140

2008-09 (2-6)	Site	Opponent	Result
10/7/08	Houston, TX	Houston	L, 93-96
10/8/08	Memphis, TN	Washington	L, 80-89
10/10/08	Memphis, TN	Charlotte	W, 92-78
10/13/08	Memphis, TN	Indiana	W, 103-95
10/15/08	Memphis, TN	Houston	L, 97-101
10/17/08	Indianapolis, IN	Indiana	L, 86-112
10/21/08	Miami, FL	Miami	L, 85-102
10/22/08	Orlando, FL	Orlando	L, 90-101

2009-10 (3-5)	Site	Opponent	Result
10/6/09	Richmond, VA	Washington	L, 92-101
10/7/09	Memphis, TN	Oklahoma City	W, 99-91
10/11/09	Dallas, TX	Dallas	L, 107-114
10/12/09	Memphis, TN	Orlando	L, 83-102
10/14/09	Memphis, TN	Atlanta	L, 96-111
10/17/09	Memphis, TN	Detroit	W, 115-94
10/21/09	Miami, FL	Miami	L, 93-99
10/23/09	Charlotte, NC	Charlotte	W, 95-92

2010-11 (8-0)	Site	Opponent	Result
10/6/10	Memphis, TN	Indiana	W, 87-85
10/7/10	Atlanta, GA	Atlanta	W, 115-111 (OT)
10/9/10	New Orleans, LA	New Orleans	W, 97-90
10/12/10	Tulsa, OK	Oklahoma City	W, 116-96
10/14/10	Memphis, TN	Caja Laboral	W, 110-105
10/16/10	Memphis, TN	Milwaukee	W, 91-77
10/18/10	Memphis, TN	New Orleans	W, 96-91
10/22/10	Detroit, MI	Detroit	W, 106-103

INTRO

PLAYERS

EXECUTIVE

BASEBALL OPS

BUSINESS OPS

MEDIA

COMMUNITY

HISTORY

PLAYOFFS

REVIEW

OPPONENTS

NBA

FEDERATION

AT A GLANCE





# ALL-TIME TEAM RECORDS

## 2011-12 (1-1) Site Opponent Result

12/16/11	Memphis, TN	New Orleans	W, 97-90
12/21/11	New Orleans, LA	New Orleans	L, 80-95

## 2012-13 (4-4) Site Opponent Result

10/6/12	Memphis, TN	Real Madrid	W, 105-93
10/9/12	Chicago, IL	Chicago	L, 88-92
10/14/12	Memphis, TN	Atlanta	W, 110-102
10/17/12	Houston, TX	Houston	L, 102-109
10/18/12	La Crosse, WI	Milwaukee	W, 97-94
10/20/12	Indianapolis, IN	Indiana	L, 80-83
10/24/12	Memphis, TN	Orlando	W, 115-100
10/26/12	Memphis, TN	Toronto	L, 106-120

## 2013-14 (4-4) Site Opponent Result

10/7/13	St. Louis, MO	Chicago	L, 87-106
10/9/13	Memphis, TN	Dallas	L, 90-95
10/13/13	Memphis, TN	Maccabi Haifa	W, 116-70
10/15/13	Memphis, TN	Milwaukee	W, 102-99
10/18/13	Orlando, FL	Orlando	W, 97-91
10/20/13	Atlanta, GA	Atlanta	W, 90-82
10/23/13	Toronto, Canada	Toronto	L, 72-108
10/25/13	Memphis, TN	Houston	L, 73-92

## 2014-15 (3-5) Site Opponent Result

10/8/14	Green Bay, WI	Milwaukee	L, 83-86
10/9/14	Houston, TX	Houston	L, 93-113
10/11/14	Memphis, TN	Atlanta	W, 93-88
10/14/14	Oklahoma City, OK	Oklahoma City	L, 107-117
10/17/14	Memphis, TN	Flamengo	W, 112-72
10/20/14	Dallas, TX	Dallas	L, 103-108
10/22/14	Memphis, TN	Cleveland	W, 96-92
10/24/14	Memphis, TN	Miami	L, 98-104

## 2015-16 (6-1) Site Opponent Result

10/6/15	Memphis, TN	Houston	W, 92-89
10/8/15	Memphis, TN	Maccabi Haifa	W, 97-84
10/12/15	Columbus, OH	Cleveland	W, 91-81
10/16/15	Memphis, TN	Oklahoma City	W, 94-78
10/18/15	Memphis, TN	Minnesota	W, 90-68
10/21/15	Atlanta, GA	Atlanta	W, 82-81
10/23/15	Orlando, FL	Orlando	L, 76-86

MEMPHIS PRESEASON RECORD: G: 134 W: 78 L: 56

ALL-TIME PRESEASON RECORD: G: 176 W: 85 L: 91

## 2016-17 (4-2) Site Opponent Result

10/3/16	Memphis, TN	Orlando	W, 102-97
10/6/16	Memphis, TN	Atlanta	L, 83-104
10/11/16	Memphis, TN	Philadelphia	W, 121-91
10/13/16	Tulsa, OK	Oklahoma City	W, 110-94
10/15/16	Houston, TX	Houston	W, 134-125 (2OT)
10/19/16	Minneapolis, MN	Minnesota	L, 94-101

## 2017-18 (3-2) Site Opponent Result

10/2/17	Memphis, TN	Orlando	W, 92-84
10/4/17	Philadelphia, PA	Philadelphia	W, 110-89
10/9/17	Atlanta, GA	Atlanta	L, 88-100
10/11/17	Memphis, TN	Houston	L, 89-101
10/13/17	Memphis, TN	New Orleans	W, 142-101

## 2018-19 (2-3) Site Opponent Result

10/2/18	Birmingham, AL	Houston	L, 115-131
10/5/18	Memphis, TN	Atlanta	W, 120-110
10/6/18	Memphis, TN	Indiana	W, 109-104
10/10/18	Orlando, FL	Orlando	L, 86-102
10/12/18	Memphis, TN	Houston	L, 103-121

## 2019-20 (3-2) Site Opponent Result

10/6/19	Memphis, TN	Maccabi Haifa	W, 123-88
10/8/19	Memphis, TN	New Zealand Breakers	W, 108-94
10/14/19	Memphis, TN	Charlotte	L, 99-120
10/16/19	Oklahoma City, OK	Oklahoma City	W, 124-119
10/18/19	San Antonio, TX	San Antonio	L, 91-104



# ALL-TIME INDIVIDUAL RECORDS



## GRIZZLIES INDIVIDUAL SEASON & GAME HIGHS

POINTS				FIELD GOALS MADE			
Season	1,829	Shareef Abdur-Rahim	1997-98 (Van)	653	Shareef Abdur-Rahim	1997-98 (Van)	
	1,681	Zach Randolph	2009-10 (Mem)	652	Zach Randolph	2009-10 (Mem)	
	1,663	(2) Shareef Abdur-Rahim*	2000-01 (Van)	625	Rudy Gay	2007-08 (Mem)	
Game	45	Mike Miller	Mem at GS, 2/21/07	18	Bryant Reeves	Van at Pho, 4/19/97	
	44	Pau Gasol	Mem vs Sea, 3/28/06	17	(5) O.J. Mayo *	Mem at Den, 11/1/09	
	43	(2) Jaren Jackson Jr. *	Mem vs Mil, 12/13/19				
Half	34	Jaren Jackson Jr.	Mem vs Mil, 12/13/19	12	(2) Jaren Jackson Jr. *	Mem vs Mil, 12/13/19 (2nd)	
Quarter	26	Jaren Jackson Jr.	Mem vs Mil, 12/13/19	9	Jaren Jackson Jr.	Mem vs Mil, 12/13/19 (3rd)	
FIELD GOAL ATTEMPTS				FREE THROWS MADE			
Season	1,354	Rudy Gay	2007-08 (Mem)	502	Shareef Abdur-Rahim	1997-98 (Van)	
	1,347	Shareef Abdur-Rahim	1997-98 (Van)	446	Shareef Abdur-Rahim	1999-00 (Van)	
	1,336	Zach Randolph	2009-10 (Mem)	443	Shareef Abdur-Rahim	2000-01 (Van)	
Game	31	Shareef Abdur-Rahim	Van vs Den, 12/23/99	16	(4) Marc Gasol *	Mem vs GS, 10/21/17	
	31	Shareef Abdur-Rahim	Van at GS, 3/9/99				
	30	Shareef Abdur-Rahim	Van vs Por, 4/11/98				
Half	19	(3) Marc Gasol *	Mem vs NY, 1/16/16 (2nd)	14	Shareef Abdur-Rahim	Van vs LAC, 2/10/99 (2nd)	
Quarter	13	(5) Dillon Brooks *	Mem at Hou, 2/26/20 (3rd)	12	Shareef Abdur-Rahim	Van vs LAC, 2/10/99 (4th)	
FREE THROW ATTEMPTS				3-PT FGS MADE			
Season	640	Shareef Abdur-Rahim	1997-98 (Van)	202	Mike Miller	2006-07 (Mem)	
	617	Pau Gasol	2005-06 (Mem)	171	Mike Conley	2016-17 (Mem)	
	565	Pau Gasol	2002-03 (Mem)	156	Juan Carlos Navarro	2007-08 (Mem)	
Game	20	Pau Gasol	Mem vs Uta, 1/6/06	9	Mike Miller	Mem vs GS, 1/3/07	
	19	Shareef Abdur-Rahim	Van vs LAL, 2/23/99	9	Mike Miller	Mem at GS, 2/21/07	
	19	Pau Gasol	Mem vs NOK, 12/6/05	9	Jaren Jackson Jr.	Mem vs Mil, 12/13/19	
Half	15	(2) Zach Randolph*	Mem at Det, 1/12/11 (2nd)	7	Jason Williams	Mem vs Mil, 1/15/05 (2nd)	
Quarter	12	(2) Shareef Abdur-Rahim *	Van vs LAC, 2/10/99 (4th)	6	Troy Daniels	Mem vs OKC, 12/29/16 (4th)	
3-PT FG ATTEMPTS				REBOUNDS			
Season	498	Mike Miller	2006-07 (Mem)	950	Zach Randolph	2009-10 (Mem)	
	432	Juan Carlos Navarro	2007-08 (Mem)	914	Zach Randolph	2010-11 (Mem)	
	430	Jason Williams	2001-02 (Mem)	854	Zach Randolph	2012-13 (Mem)	
Game	17	Mike Miller	Mem at GS, 2/21/07	26	Lorenzen Wright	Mem vs Dal, 11/4/01	
	15	Jaren Jackson Jr.	Mem vs Mil, 12/13/19	25	Zach Randolph	Mem at NY, 2/27/10	
	15	Jaren Jackson Jr.	Mem at Por, 7/31/20	25	Jonas Valanciunas	Mem vs Sac, 2/28/20	
Half	11	Jason Williams	Mem vs Mil, 1/15/05 (2nd)	18	Zach Randolph	Mem vs Det, 11/15/14 (2nd)	
Quarter	8	(2) Troy Daniels *	Mem vs OKC, 12/29/16 (4th)	13	Zach Randolph	Mem vs OKC, 12/11/09 (3rd)	
OFFENSIVE REBOUNDS				DEFENSIVE REBOUNDS			
Season	330	Zach Randolph	2009-10 (Mem)	620	Zach Randolph	2009-10 (Mem)	
	326	Zach Randolph	2010-11 (Mem)	607	Shareef Abdur-Rahim	1999-00 (Van)	
	310	Zach Randolph	2012-13 (Mem)	588	Zach Randolph	2010-11 (Mem)	
Game	13	Zach Randolph	Mem vs Det, 11/15/14	23	Jonas Valanciunas	Mem at Ori, 3/22/19	
	13	Alex Stepheson	Mem at Hou, 3/14/16	19	Jonas Valanciunas	Mem vs Sac, 2/28/20	
	11	Zach Randolph	Mem vs OKC, 12/11/09	18	(2) Shareef Abdur-Rahim *	Van at Cha, 11/24/99	
Half	11	Zach Randolph	Mem vs Det, 11/15/14 (2nd)	11	(4) Jonas Valanciunas *	Mem vs Por, 2/12/20	
Quarter	7	(2) Alex Stepheson *	Mem at Hou, 3/14/16 (4th)	8	(5) Jonas Valanciunas *	Mem vs Sac, 2/28/20	
ASSISTS				STEALS			
Season	685	Mike Bibby	2000-01 (Van)	174	Mike Conley	2012-13 (Mem)	
	665	Mike Bibby	1999-00 (Van)	144	Mike Conley	2010-11 (Mem)	
	631	Jason Williams	2002-03 (Mem)	137	James Posey	2003-04 (Mem)	
Game	19	Jason Williams	Mem vs GS, 3/30/02	8	Tony Allen	Mem vs Cle, 4/23/12	
	18	Mike Bibby	Van at Sea, 1/12/01	7	(8) Tony Allen *	Mem vs NY, 1/5/15	
	18	Mike Bibby	Van at Den, 4/7/01				
Half	12	(3) Jason Williams *	Mem vs GS, 3/30/02 (1st)	7	Greg Anthony	Van vs LAC, 11/30/97 (2nd)	
Quarter	10	Mike Conley	Mem at LAC, 11/23/18 (2nd)	4	(10+) Justin Holiday *	Mem vs GS, 3/27/19 (1st)	

\* Most recent occurrence

INTRO

PLAYERS

EXECUTIVE

BASKETBALL OPS

BUSINESS OPS

MEDIA

COMMUNITY

HISTORY

PLAYOFFS

REVIEW

OPPONENTS

NBA

FEDERATION

AT A GLANCE





# ALL-TIME INDIVIDUAL RECORDS

## GRIZZLIES INDIVIDUAL SEASON & GAME HIGHS (CONT'D)

TURNOVERS				BLOCKS		
Season	257	Shareef Abdur-Rahim	1997-98 (Van)	169	Pau Gasol	2001-02 (Mem)
	249	Shareef Abdur-Rahim	1999-00 (Van)	163	Roy Rogers	1996-97 (Van)
	248	Mike Bibby	2000-01 (Van)	153	Pau Gasol	2005-06 (Mem)
Game	9	Pau Gasol	Mem at Dal, 2/7/07	8	(4) Marc Gasol *	Mem vs Por, 1/4/13
	8	(10+) Marc Gasol *	Mem vs Atl, 12/15/17			
Half	6	(10+) Jonas Valanciunas *	Mem vs Was, 12/14/19	7	Marc Gasol	Mem vs Por, 1/4/13 (1st)
	5	(8) Ja Morant *	Mem at Pho, 1/5/20	6	Marc Gasol	Mem vs Por, 1/4/13 (1st)
Quarter						
MINUTES				FIELD GOAL PCT		
Season	3,241	Shareef Abdur-Rahim	2000-01 (Van)	.618	Brandon Clarke	2019-20 (Mem)
	3,223	Shareef Abdur-Rahim	1999-00 (Van)	.585	Jonas Valanciunas	2019-20 (Mem)
	3,190	Mike Bibby	2000-01 (Van)	.530	Marc Gasol	2008-09 (Mem)
Game	56	Shareef Abdur-Rahim	Van vs Bos, 2/17/99 (3ot)	1.000	(10+) Tyus Jones *	Mem at Dal, 2/5/20 (8/8)
	56	Pau Gasol	Mem vs Det, 12/19/05 (2ot)			
	55	Shareef Abdur-Rahim	Van vs Min, 4/14/00 (2ot)	min. 8 FGA		
FREE THROW PCT				3-PT FG PCT		
Season	.879	O.J. Mayo	2008-09 (Mem)	.459	Mike Miller	2013-14 (Mem)
	.873	Brian Cardinal	2004-05 (Mem)	.433	Mike Miller	2004-05 (Mem)
	.865	James Posey	2004-05 (Mem)	.433	Wesley Person	2002-03 (Mem)
Game	1.000	(10+) De'Anthony Melton *	Mem at Sac, 2/20/20 (10/10)	1.000	(9) MarShon Brooks *	Mem vs Por, 3/28/18 (5/5)
		min. 10 FTA			min. 5 3FGA	

\*Season leaders meeting NBA league statistical requirements



# ALL-TIME INDIVIDUAL RECORDS



## GRIZZLIES YEAR-BY-YEAR INDIVIDUAL LEADERS

(Single-season team record holder in bold)

SEASON	SCORING AVERAGE	G	PTS	AVG	SEASON	TOTAL POINTS	PTS
<b>MEMPHIS</b>							
2019-20	Ja Morant	73	1,193	17.8	2019-20	Ja Morant	1,193
2018-19	Mike Conley	70	1,478	21.1	2018-19	Mike Conley	1,478
2017-18	Marc Gasol	73	1,252	17.2	2017-18	Marc Gasol	1,252
2016-17	Mike Conley	69	1,415	20.5	2016-17	Marc Gasol	1,446
2015-16	Zach Randolph	68	1,040	15.3	2015-16	Zach Randolph	1,040
2014-15	Marc Gasol	81	1,413	17.4	2014-15	Marc Gasol	1,413
2013-14	Zach Randolph	79	1,372	17.4	2013-14	Zach Randolph	1,372
2012-13	Zach Randolph	76	1,169	15.4	2012-13	Zach Randolph	1,169
2011-12	Rudy Gay	65	1,232	19.0	2011-12	Rudy Gay	1,232
2010-11	Zach Randolph	75	1,504	20.1	2010-11	Zach Randolph	1,504
2009-10	Zach Randolph	81	1,681	20.8	2009-10	Zach Randolph	1,681
2008-09	Rudy Gay	79	1,493	18.9	2008-09	Rudy Gay	1,493
2007-08	Rudy Gay	81	1,632	20.1	2007-08	Rudy Gay	1,632
2006-07	Pau Gasol	59	1,226	20.8	2006-07	Mike Miller	1,293
2005-06	Pau Gasol	80	1,628	20.4	2005-06	Pau Gasol	1,628
2004-05	Pau Gasol	56	997	17.8	2004-05	Mike Miller	1,022
2003-04	Pau Gasol	78	1,381	17.7	2003-04	Pau Gasol	1,381
2002-03	Pau Gasol	82	1,555	19.0	2002-03	Pau Gasol	1,555
2001-02	Pau Gasol	82	1,441	17.6	2001-02	Pau Gasol	1,441

<b>VANCOUVER</b>							
2000-01	Shareef Abdur-Rahim	81	1,663	20.5	2000-01	Shareef Abdur-Rahim	1,663
1999-00	Shareef Abdur-Rahim	82	1,663	20.3	1999-00	Shareef Abdur-Rahim	1,663
<b>1998-99</b>	<b>Shareef Abdur-Rahim</b>	<b>50</b>	<b>1,152</b>	<b>23.0</b>	1998-99	Shareef Abdur-Rahim	1,152
1997-98	Shareef Abdur-Rahim	82	1,829	22.3	<b>1997-98</b>	<b>Shareef Abdur-Rahim</b>	<b>1,829</b>
1996-97	Shareef Abdur-Rahim	80	1,494	18.7	1996-97	Shareef Abdur-Rahim	1,494
1995-96	Greg Anthony	69	967	14.0	1995-96	Blue Edwards	1,043

SEASON	REBOUND AVERAGE	G	REBS	AVG	SEASON	TOTAL REBOUNDS	REBS
<b>MEMPHIS</b>							
2019-20	Jonas Valanciunas	70	788	11.3	2019-20	Jonas Valanciunas	788
2018-19	Jaren Jackson Jr.	58	272	4.7	2018-19	Marc Gasol	455
2017-18	Marc Gasol	73	592	8.1	2017-18	Marc Gasol	592
2016-17	Zach Randolph	73	598	8.2	2016-17	Zach Randolph	598
2015-16	Zach Randolph	68	529	7.8	2015-16	Zach Randolph	529
2014-15	Zach Randolph	71	747	10.5	2014-15	Zach Randolph	747
2013-14	Zach Randolph	79	795	10.1	2013-14	Zach Randolph	795
2012-13	Zach Randolph	76	854	11.2	2012-13	Zach Randolph	854
2011-12	Marc Gasol	65	579	8.9	2011-12	Marc Gasol	579
<b>2010-11</b>	<b>Zach Randolph</b>	<b>75</b>	<b>914</b>	<b>12.2</b>	2010-11	Zach Randolph	914
2009-10	Zach Randolph	81	950	11.7	<b>2009-10</b>	<b>Zach Randolph</b>	<b>950</b>
2008-09	Marc Gasol	82	605	7.4	2008-09	Marc Gasol	605
2007-08	Mike Miller	70	467	6.7	2007-08	Rudy Gay	499
2006-07	Pau Gasol	59	581	9.8	2006-07	Pau Gasol	581
2005-06	Pau Gasol	80	713	8.9	2005-06	Pau Gasol	713
2004-05	Lorenzen Wright	80	613	7.7	2004-05	Lorenzen Wright	613
2003-04	Pau Gasol	78	600	7.7	2003-04	Pau Gasol	600
2002-03	Pau Gasol	82	720	8.8	2002-03	Pau Gasol	720
2001-02	Lorenzen Wright	43	405	9.4	2001-02	Pau Gasol	730

<b>VANCOUVER</b>							
2000-01	Shareef Abdur-Rahim	81	735	9.1	2000-01	Shareef Abdur-Rahim	735
1999-00	Shareef Abdur-Rahim	82	825	10.1	1999-00	Shareef Abdur-Rahim	825
1998-99	Shareef Abdur-Rahim	50	374	7.5	1998-99	Shareef Abdur-Rahim	374
1997-98	Bryant Reeves	74	585	7.9	1997-98	Bryant Reeves	585
1996-97	Bryant Reeves	75	610	8.1	1996-97	Bryant Reeves	610
1995-96	Bryant Reeves	77	570	7.4	1995-96	Bryant Reeves	570

SEASON	ASSISTS AVERAGE	G	AST	AVG	SEASON	TOTAL ASSISTS	AST
<b>MEMPHIS</b>							
2019-20	Ja Morant	73	488	7.3	2019-20	Ja Morant	488
2018-19	Mike Conley	70	449	6.4	2018-19	Mike Conley	449
2017-18	Marc Gasol	73	305	4.2	2017-18	Marc Gasol	305
2016-17	Mike Conley	69	433	6.3	2016-17	Mike Conley	433
2015-16	Matt Barnes	74	163	2.1	2015-16	Mike Conley	342
2014-15	Mike Conley	70	375	5.4	2014-15	Mike Conley	375
2013-14	Mike Conley	73	441	6.0	2013-14	Mike Conley	441
2012-13	Mike Conley	80	487	6.1	2012-13	Mike Conley	487
2011-12	Mike Conley	62	404	6.5	2011-12	Mike Conley	404
2010-11	Mike Conley	81	528	6.5	2010-11	Mike Conley	528
2009-10	Mike Conley	80	425	5.3	2009-10	Mike Conley	425
2008-09	Mike Conley	82	354	4.3	2008-09	Mike Conley	354
2007-08	Mike Conley	53	222	4.2	2007-08	Kyle Lowry	296
2006-07	Damon Stoudamire	62	299	4.8	2006-07	Chuck Atkins	346
2005-06	Pau Gasol	80	371	4.6	2005-06	Pau Gasol	371
2004-05	Jason Williams	71	399	5.6	2004-05	Jason Williams	399
2003-04	Jason Williams	72	492	6.8	2003-04	Jason Williams	492
2002-03	Jason Williams	76	631	8.3	2002-03	Jason Williams	631
2001-02	Jason Williams	65	519	8.0	2001-02	Jason Williams	519

<b>VANCOUVER</b>							
2000-01	Mike Bibby	82	685	8.4	2000-01	Mike Bibby	685
1999-00	Mike Bibby	82	665	8.1	1999-00	Mike Bibby	665
1998-99	Mike Bibby	50	325	6.5	1998-99	Mike Bibby	325
1997-98	Antonio Daniels	74	334	4.5	1997-98	Lee Mayberry	349
1996-97	Greg Anthony	65	407	6.3	1996-97	Greg Anthony	407
1995-96	Greg Anthony	69	476	6.9	1995-96	Greg Anthony	476

INTRO

PLAYERS

EXECUTIVE

BASKETBALL OPS

BUSINESS OPS

MEDIA

COMMUNITY

HISTORY

PLAYOFFS

REVIEW

OPPONENTS

NBA

FEDERATION

AT A GLANCE





# ALL-TIME INDIVIDUAL RECORDS

## GRIZZLIES YEAR-BY-YEAR INDIVIDUAL LEADERS

(Single-season team record holder in bold)

SEASON	STEALS AVERAGE	G	STLS	AVG	SEASON	TOTAL STEALS	STLS
<b>MEMPHIS</b>							
2019-20	De'Anthony Melton	60	77	1.28	2019-20	De'Anthony Melton	77
2018-19	Mike Conley	70	94	1.34	2018-19	Mike Conley	94
2017-18	Mario Chalmers	66	79	1.20	2017-18	Mario Chalmers	79
2016-17	Tony Allen	71	115	1.62	2016-17	Tony Allen	110
2015-16	Tony Allen	64	110	1.72	2015-16	Tony Allen	110
2014-15	Tony Allen	63	129	2.05	2014-15	Tony Allen	129
2013-14	Tony Allen	55	90	1.64	2013-14	Mike Conley	110
2012-13	Mike Conley	80	174	2.18	<b>2012-13</b>	<b>Mike Conley</b>	<b>174</b>
<b>2011-12</b>	<b>Mike Conley</b>	<b>62</b>	<b>136</b>	<b>2.19</b>	2011-12	Mike Conley	136
2010-11	Tony Allen	72	129	1.79	2010-11	Mike Conley	144
2009-10	Rudy Gay	80	118	1.48	2009-10	Rudy Gay	118
2008-09	Rudy Gay	79	98	1.24	2008-09	Rudy Gay	98
2007-08	Rudy Gay	81	111	1.37	2007-08	Rudy Gay	111
2006-07	Tarence Kinsey	48	53	1.10	2006-07	Rudy Gay	71
2005-06	Eddie Jones	75	131	1.75	2005-06	Eddie Jones	131
2004-05	Brian Cardinal	58	88	1.52	2004-05	Shane Battier	91
2003-04	James Posey	82	137	1.67	2003-04	James Posey	137
2002-03	Shane Battier	78	102	1.31	2002-03	Shane Battier	102
2001-02	Jason Williams	65	111	1.71	2001-02	Jason Williams	111

<b>VANCOUVER</b>							
2000-01	Mike Bibby	82	107	1.30	2000-01	Mike Bibby	107
1999-00	Mike Bibby	82	132	1.61	1999-00	Mike Bibby	132
1998-99	Mike Bibby	50	78	1.56	1998-99	Mike Bibby	78
1997-98	Shareef Abdur-Rahim	82	89	1.09	1997-98	Shareef Abdur-Rahim	89
1996-97	Greg Anthony	65	129	1.98	1996-97	Greg Anthony	129
1995-96	Eric Murdock	64	129	2.02	1995-96	Eric Murdock	129

SEASON	BLOCKS AVERAGE	G	BLKS	AVG	SEASON	TOTAL BLOCKS	BLKS
<b>MEMPHIS</b>							
2019-20	Jaren Jackson Jr.	57	92	1.61	2019-20	Jaren Jackson Jr.	92
2018-19	Jaren Jackson Jr.	58	82	1.41	2018-19	Jaren Jackson Jr.	82
2017-18	Marc Gasol	73	101	1.38	2017-18	Marc Gasol	101
2016-17	Marc Gasol	74	99	1.34	2016-17	Marc Gasol	99
2015-16	Matt Barnes	74	57	0.75	2015-16	Marc Gasol	70
2014-15	Marc Gasol	81	131	1.62	2014-15	Marc Gasol	131
2013-14	Marc Gasol	55	76	1.29	2013-14	Marc Gasol	76
2012-13	Marc Gasol	80	139	1.74	2012-13	Marc Gasol	139
2011-12	Marc Gasol	65	121	1.86	2011-12	Marc Gasol	121
2010-11	Marc Gasol	81	136	1.68	2010-11	Marc Gasol	136
2009-10	Marc Gasol	69	109	1.58	2009-10	Marc Gasol	109
2008-09	Marc Gasol	82	90	1.10	2008-09	Marc Gasol	90
2007-08	Darko Milicic	70	114	1.63	2007-08	Darko Milicic	114
<b>2006-07</b>	<b>Pau Gasol</b>	<b>59</b>	<b>126</b>	<b>2.14</b>	2006-07	Pau Gasol	123
2005-06	Pau Gasol	80	153	1.91	2005-06	Pau Gasol	153
2004-05	Pau Gasol	56	93	1.66	2004-05	Pau Gasol	93
2003-04	Pau Gasol	78	132	1.69	2003-04	Pau Gasol	132
2002-03	Pau Gasol	82	148	1.80	2002-03	Pau Gasol	148
2001-02	Pau Gasol	82	169	2.06	<b>2001-02</b>	<b>Pau Gasol</b>	<b>169</b>

<b>VANCOUVER</b>							
2000-01	Stromile Swift	80	82	1.03	2000-01	Stromile Swift	82
1999-00	Shareef Abdur-Rahim	82	87	1.06	1999-00	Shareef Abdur-Rahim	87
1998-99	Shareef Abdur-Rahim	50	55	1.10	1998-99	Shareef Abdur-Rahim	55
1997-98	Bryant Reeves	74	80	1.08	1997-98	Bryant Reeves	80
1996-97	Roy Rogers	82	163	1.99	1996-97	Roy Rogers	163
1995-96	Bryant Reeves	77	55	0.71	1995-96	Bryant Reeves	55

SEASON	FIELD GOAL PCT	FGM	ATTS	FG%	SEASON	FIELD GOALS MADE	FGM
<b>MEMPHIS</b>							
2019-20	Brandon Clarke	296	479	.618	2019-20	Ja Morant	447
2018-19	Jaren Jackson Jr.	298	589	.506	2018-19	Mike Conley	490
2017-18	Tyreke Evans	366	809	.452	2017-18	Marc Gasol	434
2016-17	Mike Conley	464	1,009	.460	2016-17	Marc Gasol	532
2015-16	Zach Randolph	431	907	.475	2015-16	Zach Randolph	431
2014-15	Marc Gasol	530	1,082	.494	2014-15	Marc Gasol	530
2013-14	Marc Gasol	336	711	.473	2013-14	Zach Randolph	560
2012-13	Marc Gasol	429	869	.494	2012-13	Zach Randolph	471
2011-12	Marc Gasol	357	740	.482	2011-12	Rudy Gay	481
2010-11	Marc Gasol	364	691	.527	2010-11	Zach Randolph	598
<b>2009-10</b>	<b>Marc Gasol</b>	<b>378</b>	<b>651</b>	<b>.581</b>	2009-10	Zach Randolph	652
2008-09	Marc Gasol	350	661	.530	2008-09	Rudy Gay	572
2007-08	Mike Miller	414	824	.502	2007-08	Rudy Gay	625
2006-07	Pau Gasol	462	858	.538	2006-07	Mike Miller	465
2005-06	Pau Gasol	600	1,194	.503	2005-06	Pau Gasol	600
2004-05	Pau Gasol	357	695	.514	2004-05	Mike Miller	387
2003-04	Pau Gasol	506	1,049	.482	2003-04	Pau Gasol	506
2002-03	Pau Gasol	569	1,116	.510	2002-03	Pau Gasol	569
2001-02	Pau Gasol	551	1,064	.518	2001-02	Pau Gasol	551

<b>VANCOUVER</b>							
2000-01	Shareef Abdur-Rahim	604	1,280	.472	2000-01	Shareef Abdur-Rahim	604
1999-00	Othella Harrington	420	830	.506	1999-00	Shareef Abdur-Rahim	594
1998-99	Tony Massenbunrg	189	388	.487	1998-99	Shareef Abdur-Rahim	486
1997-98	Bryant Reeves	492	941	.523	<b>1997-98</b>	<b>Shareef Abdur-Rahim</b>	<b>653</b>
1996-97	Roy Rogers	244	483	.505	1996-97	Shareef Abdur-Rahim	550
1995-96	Bryant Reeves	401	877	.457	1995-96	B. Reeves, B. Edwards	401



# ALL-TIME INDIVIDUAL RECORDS



## GRIZZLIES YEAR-BY-YEAR INDIVIDUAL LEADERS

(Single-season team record holder in bold)

SEASON	FREE THROW PCT	FGM	ATTS	FT%	SEASON	FIELD THROWS MADE	FTM
<b>MEMPHIS</b>							
2019-20	Dillon Brooks	164	203	.808	2019-20	Ja Morant	239
2018-19	Mike Conley	343	406	.845	2018-19	Mike Conley	343
2017-18	Marc Gasol	281	337	.834	2017-18	Marc Gasol	281
2016-17	Mike Conley	316	368	.859	2016-17	Mike Conley	316
2015-16	Mike Conley	191	229	.834	2015-16	Mario Chalmers	206
2014-15	Mike Conley	214	249	.859	2014-15	Marc Gasol	350
2013-14	Mike Conley	225	276	.815	2013-14	Zach Randolph	250
2012-13	Marc Gasol	268	316	.848	2012-13	Marc Gasol	268
2011-12	Mike Conley	136	158	.861	2011-12	Marc Gasol	237
2010-11	Rudy Gay	194	241	.805	2010-11	Zach Randolph	300
2009-10	O.J. Mayo	212	262	.809	2009-10	Zach Randolph	372
<b>2008-09</b>	<b>O.J. Mayo</b>	<b>247</b>	<b>281</b>	<b>.879</b>	2008-09	Marc Gasol	265
2007-08	Pau Gasol	176	215	.819	2007-08	Rudy Gay	248
2006-07	Chucky Atkins	252	311	.810	2006-07	Pau Gasol/Hakim Warrick	299
2005-06	Mike Miller	168	210	.800	2005-06	Pau Gasol	425
2004-05	Brian Cardinal	158	181	.873	2004-05	Pau Gasol	282
2003-04	James Posey	278	335	.830	2003-04	Pau Gasol	365
2002-03	Pau Gasol	416	565	.736	2002-03	Pau Gasol	416
2001-02	Stromile Swift	217	305	.711	2001-02	Pau Gasol	338

<b>VANCOUVER</b>							
2000-01	Shareef Abdur-Rahim	443	531	.834	2000-01	Shareef Abdur-Rahim	443
1999-00	Michael Dickerson	269	324	.830	1999-00	Shareef Abdur-Rahim	446
1998-99	Shareef Abdur-Rahim	369	439	.841	1998-99	Shareef Abdur-Rahim	369
1997-98	Blue Edwards	180	215	.837	<b>1997-98</b>	<b>Shareef Abdur-Rahim</b>	<b>502</b>
1996-97	Shareef Abdur-Rahim	387	519	.746	1996-97	Shareef Abdur-Rahim	387
1995-96	Byron Scott	203	243	.835	1995-96	Greg Anthony	229

SEASON	3-PT FG PCT	3FG	ATTS	3FG%	SEASON	3-PT FGS MADE	3FG
<b>MEMPHIS</b>							
2019-20	Jaren Jackson Jr.	145	368	.394	2019-20	Dillon Brooks	147
2018-19	Mike Conley	155	426	.364	2018-19	Mike Conley	155
2017-18	Tyreke Evans	114	286	.399	2017-18	Tyreke Evans	114
2016-17	Mike Conley	171	419	.408	2016-17	Mike Conley	171
2015-16	Matt Barnes	119	370	.322	2015-16	Matt Barnes	119
2014-15	Courtney Lee	90	224	.402	2014-15	Mike Conley	107
<b>2013-14</b>	<b>Mike Miller</b>	<b>107</b>	<b>233</b>	<b>.459</b>	2013-14	Mike Miller	107
2012-13	Quincy Pondexter	60	152	.395	2012-13	Mike Conley	106
2011-12	Mike Conley	60	159	.377	2011-12	O.J. Mayo	100
2010-11	Mike Conley	80	217	.369	2010-11	O.J. Mayo	95
2009-10	Mike Conley	82	212	.387	2009-10	O.J. Mayo	130
2008-09	Mike Conley	88	217	.406	2008-09	O.J. Mayo	145
2007-08	Mike Miller	155	359	.432	2007-08	Juan Carlos Navarro	156
2006-07	Mike Miller	202	498	.406	<b>2006-07</b>	<b>Mike Miller</b>	<b>202</b>
2005-06	Mike Miller	138	339	.407	2005-06	Mike Miller	138
2004-05	Mike Miller	140	323	.433	2004-05	Mike Miller	140
2003-04	James Posey	112	290	.386	2003-04	Jason Williams	120
2002-03	Wesley Person	100	231	.433	2002-03	Jason Williams	143
2001-02	Shane Battier	103	276	.373	2001-02	Jason Williams	127

<b>VANCOUVER</b>							
2000-01	Mike Bibby	108	285	.379	2000-01	Mike Bibby	108
1999-00	Michael Dickerson	119	291	.409	1999-00	Michael Dickerson	119
1998-99	Sam Mack	42	108	.389	1998-99	Sam Mack	42
1997-98	Pete Chilcutt	54	130	.415	1997-98	Sam Mack	110
1996-97	Lee Mayberry	83	221	.376	1996-97	Anthony Peeler	128
1995-96	Chris King	44	113	.389	1995-96	Greg Anthony	90

SEASON	FG ATTEMPTS	FGA	SEASON	FT ATTEMPTS	FTA
<b>MEMPHIS</b>					
2019-20	Dillon Brooks	1,068	2019-20	Ja Morant	308
2018-19	Mike Conley	1,120	2018-19	Mike Conley	306
2017-18	Marc Gasol	1,033	2017-18	Marc Gasol	437
2016-17	Marc Gasol	1,160	2016-17	Mike Conley	368
2015-16	Zach Randolph	907	2015-16	Mario Chalmers	249
2014-15	Marc Gasol	1,072	2014-15	Marc Gasol	440
2013-14	Zach Randolph	1,198	2013-14	Zach Randolph	337
2012-13	Zach Randolph	1,024	2012-13	Marc Gasol	316
2011-12	Rudy Gay	1,067	2011-12	Marc Gasol	317
2010-11	Zach Randolph	1,188	2010-11	Zach Randolph	396
2009-10	Zach Randolph	1,336	2009-10	Zach Randolph	465
2008-09	O.J. Mayo	1,283	2008-09	Marc Gasol	375
<b>2007-08</b>	<b>Rudy Gay</b>	<b>1,354</b>	2007-08	Kyle Lowry	348
2006-07	Mike Miller	1,010	2006-07	Pau Gasol	400
2005-06	Pau Gasol	1,194	2005-06	Pau Gasol	617
2004-05	Pau Gasol	695	2004-05	Pau Gasol	367
2003-04	Pau Gasol	1,049	2003-04	Pau Gasol	511
2002-03	Pau Gasol	1,116	2002-03	Pau Gasol	565
2001-02	Pau Gasol	1,064	2001-02	Pau Gasol	477

<b>VANCOUVER</b>					
2000-01	Shareef Abdur-Rahim	1,280	2000-01	Shareef Abdur-Rahim	531
1999-00	Shareef Abdur-Rahim	1,277	1999-00	Shareef Abdur-Rahim	551
1998-99	Shareef Abdur-Rahim	893	1998-99	Shareef Abdur-Rahim	439
1997-98	Shareef Abdur-Rahim	1,347	<b>1997-98</b>	<b>Shareef Abdur-Rahim</b>	<b>640</b>
1996-97	Shareef Abdur-Rahim	1,214	1996-97	Shareef Abdur-Rahim	519
1995-96	Blue Edwards	956	1995-96	Bryant Reeves	299

INTRO

PLAYERS

EXECUTIVE

BASKETBALL OPS

BUSINESS OPS

MEDIA

COMMUNITY

HISTORY

PLAYOFFS

REVIEW

OPPONENTS

NBA

FEDERATION

AT A GLANCE





# ALL-TIME INDIVIDUAL RECORDS

## GRIZZLIES YEAR-BY-YEAR INDIVIDUAL LEADERS

(Single-season team record holder in bold)

SEASON	3-PT FG ATTEMPTS	3FGA	SEASON	MINUTES	MIN
<b>MEMPHIS</b>					
2019-20	Dillon Brooks	411	2019-20	Dillon Brooks	2,112
2018-19	Mike Conley	426	2018-19	Mike Conley	2,342
2017-18	Marc Gasol	320	2017-18	Marc Gasol	2,408
2016-17	Mike Conley	419	2016-17	Marc Gasol	2,531
2015-16	Matt Barnes	370	2015-16	Matt Barnes	2,190
2014-15	Mike Conley	277	2014-15	Marc Gasol	2,687
2013-14	Mike Conley	291	2013-14	Zach Randolph	2,705
2012-13	Mike Conley	293	2012-13	Marc Gasol	2,796
2011-12	O.J. Mayo	275	2011-12	Rudy Gay	2,422
2010-11	O.J. Mayo	264	2010-11	Mike Conley	2,872
2009-10	O.J. Mayo	355	2009-10	Rudy Gay	3,175
2008-09	O.J. Mayo	378	2008-09	O.J. Mayo	3,120
2007-08	Juan Carlos Navarro	432	2007-08	Rudy Gay	3,000
2006-07	Mike Miller	498	2006-07	Mike Miller	2,740
2005-06	Eddie Jones	374	2005-06	Pau Gasol	3,135
2004-05	Jason Williams	330	2004-05	Shane Battier	2,516
2003-04	Jason Williams	364	2003-04	Pau Gasol	2,458
2002-03	Jason Williams	404	2002-03	Pau Gasol	2,948
2001-02	Jason Williams	430	2001-02	Shane Battier	3,097

<b>VANCOUVER</b>					
2000-01	Mike Bibby	285	2000-01	Shareef Abdur-Rahim	3,241
1999-00	Michael Dickerson	291	1999-00	Shareef Abdur-Rahim	3,223
1998-99	Sam Mack	108	1998-99	Shareef Abdur-Rahim	2,021
1997-98	Sam Mack	269	1997-98	Shareef Abdur-Rahim	2,950
1996-97	Anthony Peeler	343	1996-97	Shareef Abdur-Rahim	2,802
1995-96	Greg Anthony	271	1995-96	Blue Edwards	2,773

SEASON	GAMES	GM	SEASON	GAMES STARTED	GS
<b>MEMPHIS</b>					
2019-20	Dillon Brooks	73	2019-20	Dillon Brooks	73
2018-19	Mike Conley	70	2018-19	Mike Conley	70
2017-18	Dillon Brooks	82	2017-18	Dillon Brooks	74
2016-17	JaMychal Green	77	2016-17	JaMychal Green	75
2015-16	JaMychal Green	78	2015-16	Tony Allen	57
2014-15	M. Gasol, K. Koufos	81	2014-15	Marc Gasol	81
2013-14	Mike Miller	82	2013-14	Zach Randolph	79
2012-13	J. Bayless, M. Conley, M. Gasol	80	2012-13	Mike Conley, Marc Gasol	80
2011-12	O.J. Mayo	66	2011-12	Marc Gasol, Rudy Gay	65
2010-11	Mike Conley, Marc Gasol	81	2010-11	Mike Conley, Marc Gasol	81
2009-10	O.J. Mayo	82	2009-10	O.J. Mayo	82
2008-09	Four players tied	82	2008-09	O.J. Mayo	82
2007-08	K. Lowry, J. Carlos Navarro	82	2007-08	Rudy Gay	81
2006-07	Hakim Warrick	82	2006-07	Mike Miller	69
2005-06	Shane Battier	81	2005-06	Shane Battier	81
2004-05	S. Battier, E. Watson, L. Wright	80	2004-05	Lorenzen Wright	77
2003-04	James Posey, Bo Outlaw	82	2003-04	James Posey	82
2002-03	Pau Gasol	82	2002-03	Pau Gasol	82
2001-02	Pau Gasol	82	2001-02	Pau Gasol	79

<b>VANCOUVER</b>					
2000-01	Mike Bibby	82	2000-01	Mike Bibby	82
1999-00	Four players tied with	82	1999-00	Four players tied with	82
1998-99	S. Abdur-Rahim, M. Bibby	50	1998-99	S. Abdur-Rahim, M. Bibby	50
1997-98	S. Abdur-Rahim, P. Chilcutt, G. Lynch	82	1997-98	Shareef Abdur-Rahim	75
1996-97	Roy Rogers	82	1996-97	Bryant Reeves	82
1995-96	Blue Edwards	82	1995-96	Blue Edwards	82



# ALL-TIME INDIVIDUAL RECORDS



## GRIZZLIES ALL-TIME TOP INDIVIDUAL SINGLE-GAME PERFORMANCES

GRIZZLIES		Game	Date	OPPONENTS	Game	Date	
POINTS	45	Mike Miller	Mem at GS	2/21/07	60 Kobe Bryant	LAL at Mem	3/22/07
	44	Pau Gasol	Mem vs Sea	3/28/06	57 James Harden	Hou vs Mem	1/14/19
	43	Pau Gasol	Mem at GS	1/11/08	57 James Harden	Hou at Mem	3/20/19
	43	Jaren Jackson Jr.	Mem vs Mil	12/13/19	56 Kobe Bryant	LAL vs Mem	1/14/02
	42	Marc Gasol	Mem vs Tor	1/25/17	53 Kobe Bryant	LAL vs Mem	3/28/08
	41	Bryant Reeves	Van at Bos	1/15/98	51 LeBron James	Cle at Mem	1/15/08
	41	Mike Miller	Mem vs Den	3/17/06	50 Jamal Mashburn	NO vs Mem	2/21/03
	41	Rudy Gay	Mem at Mia	12/13/09	48 Kevin Martin	Sac vs Mem	11/2/09
	40	Anthony Peeler	Van at NJ	2/4/97	48 Devin Booker	Pho at Mem	3/30/19
	40	Michael Dickerson	Van at LAC	2/10/00	47 John Wall	Was vs Mem	3/25/13
	40	O.J. Mayo	Mem at Den	11/1/09	46 Antonio McDyess	Den vs Van	2/28/99
	40	Mike Conley	Mem vs Por	3/5/19	46 Stephen Curry	GS vs Mem	4/13/16
				46 Kemba Walker	Cha vs Mem	3/22/18	
REBOUNDS	26	Lorenzen Wright	Mem vs Dal	11/4/01	26 Enes Kanter	NY at Mem	11/25/18
	25	Zach Randolph	Mem at NY	2/27/10	24 Rudy Gobert	Uta at Mem	3/3/15
	25	Jonas Valanciunas	Mem vs Sac	2/28/20	23 Patrick Ewing	NY at Van	1/20/96
	24	Zach Randolph	Mem vs Den	12/20/09	23 Elton Brand	LAC at Mem	2/25/02
	24	Jonas Valanciunas	Mem at Orl	3/22/19	23 Dwight Howard	Orl at Mem	11/20/06
	22	(3) Zach Randolph *	Mem vs Det	11/15/14	23 Tyson Chandler	NOK at Mem	2/13/07
					23 Karl-Anthony Towns	Min at Mem	3/23/19
ASSISTS	19	Jason Williams	Mem vs GS	3/30/02	23 Nick Van Exel	LAL at Van	1/5/97
	18	Mike Bibby	Van at Sea	1/12/01	21 Deron Williams	Uta vs Mem	1/24/07
	18	Mike Bibby	Van at Den	4/7/01	20 Avery Johnson	SA vs Van	12/17/97
	18	Mike Bibby	Van vs Hou	4/14/01	20 Reggie Jackson	Det vs Mem	3/17/15
FGS MADE	18	Bryant Reeves	Van at Pho	4/19/97	21 Kobe Bryant	LAL vs Mem	1/14/02
	17	Michael Dickerson	Van at LAC	2/10/00	20 Kobe Bryant	LAL at Mem	3/22/07
	17	Pau Gasol	Mem vs Sea	3/28/06	19 Tim Duncan	SA vs Van	4/1/99
	17	Pau Gasol	Mem vs LAL	3/22/07	19 Kobe Bryant	LAL vs Mem	3/28/08
	17	Pau Gasol	Mem at GS	1/11/08	19 Kobe Bryant	LAL vs Mem	11/6/09
	17	O.J. Mayo	Mem at Den	11/1/09			
3FGS MADE	9	Mike Miller	Mem vs GS	1/3/07	10 Chandler Parsons	Hou vs Mem	1/24/14
	9	Mike Miller	Mem at GS	2/21/07	10 Stephen Curry	GS vs Mem	4/13/16
	9	Jaren Jackson Jr.	Mem vs Mil	12/13/19	10 Stephen Curry	GS vs Mem	12/30/17
	8	(5) Jevon Carter *	Mem vs GS	4/10/19	10 Kemba Walker	Cha vs Mem	3/22/18
FTS MADE	16	Shareef Abdur-Rahim	Van vs LAC	2/10/99	26 Anthony Davis	LAL vs Mem	10/29/19
	16	Shareef Abdur-Rahim	Van vs LAL	2/23/99	22 James Harden	Hou vs Mem	12/26/13
	16	Marc Gasol	Mem at NOP	12/1/16	21 James Harden	Hou vs Mem	12/31/18
	16	Marc Gasol	Mem vs GS	10/21/17	19 John Wall	Was vs Mem	3/25/13
STEALS	8	Tony Allen	Mem vs Cle	4/23/12	10 Draymond Green	GS at Mem	2/10/17
					8 Ron Artest	Chi vs Van	2/24/01
					8 Rajon Rondo	Bos vs Mem	3/23/11
BLOCKS	8	Stromile Swift	Mem vs Phi	11/20/02	10 Hakeem Olajuwon	Hou at Van	12/13/95
	8	Pau Gasol	Mem vs Pho	2/20/04	9 (6) Anthony Davis *	NOP vs Mem	12/1/16
	8	Pau Gasol	Mem vs Sac	1/29/07			
	8	Marc Gasol	Mem vs Por	1/4/13			
SCORING OFF BENCH	41	Mike Miller	Mem vs Den	3/17/06	40 Lou Williams	LAL at Mem	12/3/16
	33	Lance Stephenson	Mem vs NOP	3/11/16	40 Lou Williams	LAC at Mem	1/26/18
	33	C.J. Miles	Mem at Atl	3/13/19	36 Lou Williams	LAC at Mem	12/23/17
	32	Mike Miller	Mem at Hou	12/31/06	35 J.R. Smith	NY vs Mem	3/27/13
	32	Tyreke Evans	Mem vs Orl	11/1/17	34 Corey Maggette	LAC at Mem	1/3/03
	32	Jevon Carter	Mem vs GS	4/10/19	33 Lou Williams	LAC vs Mem	1/2/18
					32 Chuck Person	SA at Van	12/30/97

\* Most recent occurrence

INTRO

PLAYERS

EXECUTIVE

BASKETBALL OPS

BUSINESS OPS

MEDIA

COMMUNITY

HISTORY

PLAYOFFS

REVIEW

OPPONENTS

NBA

FEDERATION

AT A GLANCE





# ALL-TIME INDIVIDUAL RECORDS

## GRIZZLIES CAREER LEADERS THROUGH THE 2018-19 SEASON

GAMES		POINTS		REBOUNDS		ASSISTS	
Mike Conley	788	Mike Conley	11,733	Marc Gasol	5,942	Mike Conley	4,509
Marc Gasol	769	Marc Gasol	11,684	Zach Randolph	5,612	Marc Gasol	2,639
Zach Randolph	551	Zach Randolph	9,261	Pau Gasol	4,096	Jason Williams	2,069
Rudy Gay	479	Pau Gasol	8,966	Shareef Abdur-Rahim	3,070	Mike Bibby	1,675
Pau Gasol	476	Rudy Gay	8,562	Rudy Gay	2,758	Pau Gasol	1,473
Tony Allen	462	Shareef Abdur-Rahim	7,801	Bryant Reeves	2,745	Mike Miller	1,351
Mike Miller	453	Mike Miller	5,982	Lorenzen Wright	2,386	Zach Randolph	1,085
Stromile Swift	441	Bryant Reeves	4,945	Mike Conley	2,327	Shareef Abdur-Rahim	1,081
Shane Battier	419	O.J. Mayo	4,584	Stromile Swift	2,128	Earl Watson	986
Bryant Reeves	395	Shane Battier	4,275	Mike Miller	2,020	Rudy Gay	954

GAMES STARTED	SCORING AVERAGE		REBOUND AVERAGE		ASSIST AVERAGE		
Marc Gasol	762	Shareef Abdur-Rahim	20.8	Zach Randolph	10.2	Mike Bibby	7.8
Mike Conley	758	Pau Gasol	18.8	Pau Gasol	8.6	Jason Williams	7.0
Pau Gasol	470	Rudy Gay	17.9	Shareef Abdur-Rahim	8.2	Greg Anthony	6.6
Zach Randolph	446	Zach Randolph	16.8	Marc Gasol	7.7	Mike Conley	5.7
Rudy Gay	443	Michael Dickerson	16.7	Lorenzen Wright	7.1	Brevin Knight	5.0
Shareef Abdur-Rahim	366	Jaren Jackson Jr.	15.5	Bryant Reeves	6.9	Damon Stoudamire	4.6
Tony Allen	359	O.J. Mayo	15.2	Othella Harrington	6.8	Lee Mayberry	4.2
Bryant Reeves	341	Marc Gasol	15.2	JaMychal Green	6.2	Earl Watson	4.1
Mike Miller	281	Mike Conley	14.9	Rudy Gay	5.8	Chucky Atkins	4.0
Shane Battier	279	Mike Bibby	14.7	Marreese Speights	5.6	Kyle Lowry	3.6
		min: 100 games		min: 100 games		min: 100 games	

FIELD GOALS MADE		FIELD GOAL ATTS		FREE THROWS MADE		FREE THROW ATTS	
Marc Gasol	4,341	Mike Conley	9,484	Marc Gasol	2,701	Marc Gasol	3,474
Mike Conley	4,182	Marc Gasol	8,978	Pau Gasol	2,301	Pau Gasol	3,152
Zach Randolph	3,731	Zach Randolph	7,834	Mike Conley	2,283	Mike Conley	2,788
Pau Gasol	3,324	Rudy Gay	7,289	Shareef Abdur-Rahim	2,147	Shareef Abdur-Rahim	2,680
Rudy Gay	3,293	Pau Gasol	6,533	Zach Randolph	1,736	Zach Randolph	2,293

MINUTES	FIELD GOAL PCT		3-PT FG PCT		FREE THROW PCT		
Marc Gasol	25,917	Jonas Valanciunas	.574	Mike Miller	.420	Courtney Lee	.862
Mike Conley	25,700	Pau Gasol	.509	Wesley Person	.405	Brian Cardinal	.847
Zach Randolph	17,928	Hakim Warrick	.500	Grayson Allen	.404	James Posey	.839
Rudy Gay	17,338	Othella Harrington	.493	Sam Mack	.403	Mario Chalmers	.837
Pau Gasol	16,904	Marc Gasol	.483	Tyreke Evans	.399	Byron Scott	.835
		min: 50 FGM		min: 50 3FGM		min: 200 FTM	

3-PT FG MADE		3-PT FG ATTS		OFFENSIVE REBS		DEFENSIVE REBS	
Mike Conley	1,086	Mike Conley	2,894	Zach Randolph	1,895	Marc Gasol	4,624
Mike Miller	844	Mike Miller	2,011	Marc Gasol	1,318	Zach Randolph	3,717
Jason Williams	500	Jason Williams	1,543	Pau Gasol	1,200	Pau Gasol	2,896
Rudy Gay	488	Rudy Gay	1,420	Shareef Abdur-Rahim	950	Shareef Abdur-Rahim	2,120
O.J. Mayo	477	O.J. Mayo	1,272	Bryant Reeves	856	Rudy Gay	2,033

STEALS	STEALS PER GAME		BLOCKS		BLOCKS PER GAME		
Mike Conley	1,161	Greg Anthony	1.83	Marc Gasol	1,135	Pau Gasol	1.84
Tony Allen	796	Tony Allen	1.72	Pau Gasol	877	Jaren Jackson Jr.	1.51
Marc Gasol	708	Mike Bibby	1.48	Stromile Swift	607	Marc Gasol	1.48
Rudy Gay	640	Mike Conley	1.47	Shane Battier	428	Stromile Swift	1.38
Shane Battier	523	Eddie Jones	1.47	Rudy Gay	420	Danko Milicic	1.26
		min: 100 games				min: 100 games	

MINUTES PER GAME	TURNOVERS		PERSONAL FOULS		DISQUALIFICATIONS		
Shareef Abdur-Rahim	38.0	Marc Gasol	1,607	Marc Gasol	2,252	Bryant Reeves	27
Mike Bibby	37.9	Mike Conley	1,586	Mike Conley	1,548	Marc Gasol	19
Michael Dickerson	36.6	Pau Gasol	1,238	Bryant Reeves	1,365	Rudy Gay	14
Rudy Gay	36.2	Shareef Abdur-Rahim	1,148	Zach Randolph	1,305	Jaren Jackson Jr.	14
Pau Gasol	35.5	Rudy Gay	1,102	Rudy Gay	1,200	D. Brooks / M. Miller	13
min. 100 games							





## GRIZZLIES ROOKIE RECORDS

CATEGORY	PLAYER	SEASON
Scoring, Total Points	1,516 O.J. Mayo	2008-09 (Mem)
Scoring, Average	18.7 Shareef Abdur-Rahim	1996-97 (Van)
Total Rebounds	730 Pau Gasol	2001-02 (Mem)
Offensive Rebounds	238 Pau Gasol	2001-02 (Mem)
Defensive Rebounds	492 Pau Gasol	2001-02 (Mem)
Rebounds Average	8.9 Pau Gasol	2001-02 (Mem)
Total Assists	488 Ja Morant	2019-20 (Mem)
Assist Average	7.3 Ja Morant	2019-20 (Mem)
Total Steals	121 Shane Battier	2001-02 (Mem)
Steals Average	1.56 Mike Bibby	1998-99 (Van)
Total Blocks	169 Pau Gasol	2001-02 (Mem)
Blocks Average	2.06 Pau Gasol	2001-02 (Mem)
Field Goal %	.530 Marc Gasol	2008-09 (Mem)
Field Goals Made	562 O.J. Mayo	2008-09 (Mem)
Field Goal Attempts	1,283 O.J. Mayo	2008-09 (Mem)
3-Pt Field Goal %	.384 O.J. Mayo	2008-09 (Mem)
3-Pt Field Goals Made	156 Juan Carlos Navarro	2007-08 (Mem)
3-Pt Field Goal Attempts	432 Juan Carlos Navarro	2007-08 (Mem)
Free Throw %	.879 O.J. Mayo	2008-09 (Mem)
Free Throws Made	387 Shareef Abdur-Rahim	1996-97 (Van)
Free Throw Attempts	519 Shareef Abdur-Rahim	1996-97 (Van)
Games Played	82 P. Gasol / J. Carlos Navarro / O.J. Mayo / M. Gasol/ D. Brooks	2001-02 / 2007-08 / (2) 2008-09 / 2017-18 (All Mem)
Games Started	82 O.J. Mayo	2008-09 (Mem)
Minutes Played	3,120 O.J. Mayo	2008-09 (Mem)

## SINGLE GAME

PLAYER	DATE / OPPONENT
Most Points	37 Shareef Abdur-Rahim
Most Rebounds	18 Bryant Reeves
Most Assists	12 (2) Mike Bibby *
Most Steals	6 Andrew Harrison
Most Blocks	7 (4) Jaren Jackson Jr. *
Most Three-Pointers Made	8 (2) Jevon Carter *

## MISCELLANEOUS INDIVIDUAL RECORDS

MOST CONSECUTIVE	PLAYER	DATES
Games played	228 Shareef Abdur-Rahim	4/6/97 to 11/16/00
Games started	228 Shareef Abdur-Rahim	4/6/97 to 11/16/00
Grizzlies points scored, one game *	22 Shareef Abdur-Rahim	12/1/00 (over a 12:32 span)
Field goals made	15 Marc Gasol	11/14/09 (8/8) to 11/18/09 (first 7 att.)
Field goals made, one game	12 Tony Allen	3/22/16 at LAL
3-Point field goals made	9 Mike Bibby	1/7/00 (last 3 att.) to 1/10/00 (6/6)
	9 Mike Miller	12/7/04 (4/4), 12/8/04 (2/2) to 12/10/04 (first 3 att.)
Free throws made	40 Jeff Green	11/11/15 to 11/29/15

# Note Shareef Abdur-Rahim scored all 20 Grizzlies points in the 4th quarter vs. Indiana on 12/1/00.

MOST CONSECUTIVE APPEARANCES WITH...	PLAYER	DATES
At least one point, current	476 Pau Gasol	11/1/01 to 1/28/08
Double-double	14 Zach Randolph *	1/4/11 to 1/29/11
10 points or more	110 Shareef Abdur-Rahim	2/24/00 to 4/18/01
20 points or more	14 Shareef Abdur-Rahim	12/17/97 to 1/13/98
30 points or more	3 (3) Marc Gasol *	1/21/17 to 1/27/17
10 rebounds or more	18 Zach Randolph	12/9/14 to 1/31/15
	14 Zach Randolph	1/4/11 to 1/29/11
10 assists or more	4 (3) Jason Williams *	3/19/03 to 3/24/03
At least one 3FGM	31 Tyreke Evans	12/2/17 to 3/22/18

\* Most recent occurrence

INTRO

PLAYERS

EXECUTIVE

BASKETBALL  
OPSBUSINESS  
OPS

MEDIA

COMMUNITY

HISTORY

PLAYOFFS

REVIEW

OPPONENTS

NBA

FEDERATION

AT A GLANCE





# ALL-TIME INDIVIDUAL RECORDS

## MISCELLANEOUS INDIVIDUAL RECORDS

### MOST POINTS, REBOUNDS OR

#### ASSISTS IN CONSECUTIVE GAMES

		PLAYER	DATES
Most points	- 2 consecutive games	77	Pau Gasol
	- 3 consecutive games	113	Pau Gasol
	- 5 consecutive games	162	Marc Gasol
	- 10 consecutive games	277	Marc Gasol
Most rebounds	- 2 consecutive games	44	Jonas Valanciunas
	- 3 consecutive games	59	Jonas Valanciunas
	- 5 consecutive games	91	Zach Randolph
	- 10 consecutive games	150	Jonas Valanciunas
Most assists	- 2 consecutive games	34	Mike Bibby
	- 3 consecutive games	43	Mike Bibby
	- 5 consecutive games	64	Mike Bibby
		64	Jason Williams
	- 10 consecutive games	114	Mike Bibby
		114	Jason Williams

## SPECIAL ACHIEVEMENTS

TRIPLE DOUBLES	OPPONENT	DATE	THE NUMBERS
Blue Edwards	Van vs Dal	3/1/96	15 points, 13 rebounds, 11 assists
Shareef Abdur-Rahim	Van at Pho	4/19/97	26 points, 10 rebounds, 10 assists
Mike Bibby	Van vs Dal	4/2/00	14 points, 11 rebounds, 11 assists
Mike Miller	Mem vs Sac	1/10/06	21 points, 10 rebounds, 10 assists
Pau Gasol	Mem at Sea	3/8/06	21 points, 12 rebounds, 12 assists
Pau Gasol	Mem at Uta	1/24/07	17 points, 13 rebounds, 12 assists
Marc Gasol	Mem vs Hou	11/20/15	16 points, 11 rebounds, 11 assists
Matt Barnes	Mem vs NOP	3/11/16	26 points, 11 rebounds, 10 assists
Zach Randolph	Mem vs LAC	3/19/16	28 points, 11 rebounds, 10 assists
Marc Gasol	Mem at NOP	12/5/16	28 points, 11 rebounds, 10 assists
Marc Gasol	Mem at Atl	3/16/17	18 points, 10 rebounds, 10 assists
Marc Gasol	Mem vs LAC	1/26/18	13 points, 12 rebounds, 10 assists
Kyle Anderson	Mem vs Brk	1/4/19	11 points, 11 rebounds, 10 assists
Marc Gasol	Mem vs Cha	1/23/19	22 points, 17 rebounds, 10 assists
DeLon Wright	Mem at Dal	4/5/19	26 points, 10 rebounds, 14 assists
DeLon Wright	Mem vs GS	4/10/19	13 points, 11 rebounds, 11 assists
Ja Morant	Mem at WAS	2/9/20	27 points, 10 rebounds, 10 assists
Jonas Valanciunas	Mem vs MIL	8/13/20	26 points, 19 rebounds, 12 assists
Ja Morant	Mem vs MIL	8/13/20	12 points, 13 rebounds, 10 assists

PLAYER	FOUR-POINT PLAYS	MOST RECENT
Mike Conley	7	3/5/19 vs Por
Shane Battier	3	11/10/03 vs LAL
Troy Daniels	3	2/8/17 vs Pho
Jae Crowder	3	12/7/19 at UTA
Mike Miller	2	12/14/07 vs LAC
Dillon Brooks	5	12/13/19 vs MIL
Jaren Jackson Jr.	3	2/7/20 at DAL
Greg Anthony	1	3/8/96 vs Ind
Byron Scott	1	3/15/96 vs Orl
Anthony Peller	1	11/3/96 vs GS
Dennis Scott	1	12/13/99 vs Sac
Will Solomon	1	1/19/02 vs Orl
Wesley Person	1	12/20/02 vs Mil
Pau Gasol	1	1/11/05 vs Ind
Bobby Jackson	1	2/4/06 at Mil
Quincy Pondexter	1	3/1/13 at Mia
Tyrece Evans	1	12/8/17 vs Tor
Mario Chalmers	1	4/11/18 at OKC
Justin Holiday	1	3/22/19 at Orl

PERFECT FROM FIELD	OPPONENT	DATE	THE NUMBERS
Stromile Swift	Mem vs Chi	3/12/03	8-of-8 FG
Lorenzen Wright	Mem at NJ	3/24/05	8-of-8 FG
Marc Gasol	Mem vs Min	11/14/09	8-of-8 FG
Tony Allen	Mem at Min	1/4/12	8-of-8 FG
Tayshaun Prince	Mem vs Min	2/10/13	8-of-8 FG
Mike Conley	Mem vs Mia	12/7/14	8-of-8 FG
Tony Allen	Mem at LAL	3/22/16	12-of-12 FG
Vince Carter	Mem vs Mil	3/13/17	8-of-8 FG
JaMychal Green	Mem at Den	11/24/17	9-of-9 FG
Brandon Clarke	Mem vs Den	11/17/19	8-of-8 FG
Tyus Jones	Mem at Dal	2/5/20	8-of-8 FG

min. 8 attempts





## GRIZZLIES ALL-TIME ROSTER

Player	Seasons	Gm	Gs	Player	Seasons	Gm	Gs
Abdul-Rauf, Mahmoud	2000-01	41	0	Fontaine, Isaac	2001-02	6	0
Abdur-Rahim, Shareef	1996-97 to 2000-01	375	366	Fotsis, Antonis	2001-02	28	1
Adams, Jordan	2014-15 to 2015-16	32	0	Foyle, Adonal	2008-09	1	0
Allen, Grayson	2019-20	38	0	Francis, Steve*	2008-09	0	0
Allen, Tony	2010-11 to 2016-17	462	359	Franklin, Jamaal	2013-14	21	0
Amaya, Ashraf	1995-96	54	34	Gasol, Marc	2008-09 to 2018-19	769	762
Andersen, Chris	2015-16	20	14	Gasol, Pau	2001-02 to 2007-08	476	470
Anderson, Kyle	2018-19 to 2019-20	110	68	Gattison, Kenny	1995-96	25	14
Anderson, Nick	2001-02	15	0	Gay, Rudy	2006-07 to 2012-13	479	443
Anthony, Greg	1995-96 to 1996-97	134	112	Gilder, Trey	2009-10	2	0
Archibald, Robert	2002-03	12	0	Gill, Eddie	2001-02	23	5
Arenas, Gilbert	2011-12	17	0	Giricek, Gordan	2002-03	49	35
Arthur, Darrell	2008-09 to 2012-13	247	77	Gooden, Drew	2002-03	51	29
Atkins, Chucky	2005-06 to 2006-07	118	62	Green, JaMychal	2014-15 to 2018-19	230	145
Austin, Isaac	2000-01 to 2001-02	73	24	Green, Jeff	2014-15 to 2015-16	98	68
Avent, Anthony	1995-96	71	32	Greene Donté*	2012-13	0	0
Baldwin IV, Wade	2016-17	33	1	Guduric, Marko	2019-20	44	0
Barnes, Matt	2015-16	76	45	Haddadi, Hamed	2008-09 to 2013-13	134	0
Batiste, Mike	2002-03	75	2	Hairston, P.J.	2015-16	18	9
Battier, Shane	2001-02 to 2005-06, 2010-11	419	279	Hannahs, Dusty	2018-19 to 2019-20	4	0
Bayless, Jerrydy	2012-13 to 2013-14	111	9	Harrington, Junior	2006-07	29	8
Bell, Jordan	2019-20	2	0	Harrington, Othella	1999-00 to 2000-01	126	122
Bell, Troy	2003-04	6	0	Harrison, Andrew	2016-17 to 2018-19	129	64
Benjamin, Benoît	1995-96	13	13	Harvey, Antonio	1995-96	18	6
Bibby, Mike	1998-99 to 2000-01	214	214	Henry, Myke	2017-18	20	0
Bradley, Avery	2018-19	14	14	Henry, Xavier	2010-11	38	16
Brewer, Ronnie	2009-10	5	0	Henderson, J.R.	1998-99	30	0
Brooks, Dillon	2017-18 to 2019-20	173	147	Herrera, Carl	1998-99	4	0
Brooks, MarShon	2017-18 to 2018-19	36	1	Hill, Solomon	2019-20	48	3
Brown, Andre	2007-08	33	1	Holiday, Justin	2018-19	44	39
Brown, Kwame	2007-08	15	1	Hollins, Ryan	2015-16	32	9
Brown, Marcus*	1997-98	0	0	Hudson, Lester	2009-10, 2011-12	12	0
Buckner, Greg	2008-09	63	0	Humphrey, Ryan	2003-04 to 2004-05	50	0
Buford, Rodney	2001-02	63	21	Hunter, Steven	2009-10	21	0
Burks, Antonio	2004-05 to 2005-06	81	1	Hunter, Vince	2017-18	4	0
Caboclo, Bruno	2018-19 to 2019-20	56	19	Hurley, Bobby	1997-98	27	0
Calathes, Nick	2013-14 to 2014-15	129	7	Iguodala, Andre*	2019-20	0	0
Cardinal, Brian	2004-05 to 2007-08	159	18	Iverson, Allen	2009-10	3	0
Carmey, Rodney	2010-11	2	0	Jackson, Bobby	2005-06	71	15
Carr, Antoine	1999-00	21	0	Jackson Jr., Jaren	2018-19 to 2019-20	115	113
Carroll, DeMarre	2009-10 to 2010-11	78	1	Jackson, Josh	2019-20	22	0
Carter, Jevon	2018-19	39	3	Jacobsen, Casey	2007-08	53	0
Carter, Vince	2014-15 to 2015-16	126	4	Jaric, Marko	2008-09 to 2009-10	53	0
Casspi, Omri	2018-19	36	0	Johnson, Alexander	2006-07	59	19
Chalmers, Mario	2015-16, 2017-18	121	17	Johnson, Brice	2017-18	9	0
Chilcutt, Pete	1996-97 to 1998-99	182	1	Johnson, Chris	2012-13	8	0
Clarke, Brandon	2019-20	58	4	Johnson, James	2013-14	52	4
Collins, Jason	2007-08	31	3	Johnson, Omari	2017-18	4	0
Conley, Mike	2007-08 to 2018-19	788	758	Jones, Bobby	2007-08	9	2
Conroy, Will	2006-07	3	0	Jones, Dahntay	2003-04 to 2006-07	221	36
Cotton, Bryce	2015-16	5	0	Jones, Eddie	2005-06 to 2006-07	104	89
Crittenton, Javaris	2007-08 to 2008-09	35	0	Jones, Tyus	2019-20	65	6
Crowder, Jae	2019-20	45	45	King, Chris	1995-96	80	66
Cunningham, Dante	2011-12	64	5	Kinsey, Tarence	2006-07 to 2007-08	59	12
Curry, Seth	2013-14	1	0	Konchar, John	2019-20	19	0
Daniels, Antonio	1997-98	74	50	Knight, Brevin	2001-02 to 2002-03	108	15
Daniels, Troy	2016-17	67	3	Koufos, Kosta	2013-14 to 2014-15	161	25
Davis, Deyonta	2016-17 to 2017-18	98	6	Law, Acie	2010-11	11	0
Davis, Ed	2012-13 to 2013-14	99	8	Leckner, Eric	1996-97	19	1
Davis, Josh	2011-12	15	0	Leckner, Eric	2013-14 to 2015-16	177	158
Daye, Austin	2012-13	31	0	Lauer, Jon	2012-13 to 2014-15	131	6
Dehere, Terry	1998-99	22	0	Long, Grant	1999-00 to 2001-02	174	84
Dickerson, Michael	1999-00 to 2002-03	162	156	Lopez, Felipe	1998-99 to 1999-00	112	32
Dieng, Gorgui	2019-20	17	0	Lowry, Kyle	2006-07 to 2008-09	141	30
Dooling, Keyon	2012-13	7	0	Lucas, Kalin	2014-15	1	0
Dorsey, Tyler	2018-19	21	11	Lynch, George	1996-97 to 1997-98	123	27
Douglas, Toney	2016-17	24	0	Mack, Sam	1997-98 to 1998-99	76	69
Edwards, Blue	1995-96 to 1997-98	224	114	Mack, Shelvin	2018-19	53	3
Edwards, Doug	1995-96	31	0	Manning, Rich	1995-96 to 1996-97	45	1
Edwards, Kevin	2000-01	46	5	Martin, Cuonzo	1995-96	4	0
Ekezie, Obinna	1999-00	39	0	Martin, Darrick	1995-96	24	0
Ellington, Wayne	2012-13	40	4	Martin, Jarell	2015-16 to 2017-18	142	39
Emmett, Andre	2004-05	8	0	Massembert, Tony	1997-98 to 1998-99;		
Ennis III, James	2015-16, 2016-17 to 2017-18	119	42		2000-01 to 2001-02	229	99
Evans, Tyreke	2017-18	52	32	Mayberry, Lee	1996-97 to 1998-99	168	70
Farmer, Jordan	2015-16	12	10	Mayo, O.J.	2008-09 to 2011-12	301	181

INTRO

PLAYERS

EXECUTIVE

BASEBALL OPS

BUSINESS OPS

MEDIA

COMMUNITY

HISTORY

PLAYOFFS

REVIEW

OPPONENTS

NBA

FEDERATION

AT A GLANCE





# ALL-TIME ROSTER

## GRIZZLIES ALL-TIME ROSTER (CONTINUED)

Player	Seasons	Gm	Gs	Player	Seasons	Gm	Gs
McCallum, Ray	2015-16	10	3	Skinner, Brian	2011-12	1	0
McKie, Aaron*	2007-08	0	0	Smith, Ish	2010-11	15	0
McLemore, Ben	2017-18	56	17	Smith, Michael	1997-98 to 1998-99	78	39
Melton, De'Anthony	2019-20	60	8	Smith, Russ	2014-15 to 2015-16	21	0
Mihm, Chris*	2008-09	0	0	Smith, Theron	2003-04	20	0
Miles, C.J.	2018-19	13	0	Solomon, Will	2001-02	62	4
Miles, Darius	2008-09	34	0	Speights, Marreese	2011-12	60	54
Millicic, Darko	2007-08 to 2008-09	131	79	Stephens, D.J.	2018-19	1	0
Miller, Mike	2002-03 to 2007-08, 2013-14	453	281	Stephens, Joe	1999-00	13	0
Mobley, Eric	1995-96 to 1996-97	62	9	Stephenson, Lance	2015-16	26	3
Moran, Ja	2019-20	67	67	Stephenson, Alex	2015-16	4	0
Morris, Darius	2013-14	5	0	Stokes, Jamell	2014-15 to 2015-16, 2018-19*	21	2
Moten, Lawrence	1995-96 to 1996-97	111	21	Stoudamire, Damon	2005-06 to 2007-08	118	107
Muller, Dan*	1998-99	0	0	Strickland, Erick	2000-01	22	0
Munford, Xavier	2015-16	14	0	Swift, Stromile	2000-01 to 2004-05; 2006-07 to 2007-08	441	92
Murdock, Eric	1995-96	64	14	Teague, Marquis	2017-18	3	0
Navarro, Juan Carlos	2007-08	82	30	Temple, Garrett	2018-19	49	49
N'diaye, Makhtar	1998-99	4	0	Thabeet, Hasheem	2009-10 to 2010-11	113	13
Newbill, Ivano	1997-98	28	2	Thomas, John	2005-06	3	0
Noah, Joakim	2018-19	42	1	Thomas, Tyrus	2014-15	2	0
Norris, Moochie	1996-97	8	0	Thorne, Otis	1997-98	47	46
Outlaw, Bo	2003-04	82	1	Tinsley, Jamaal	2009-10	38	1
Owens, Chris	2002-03	1	0	Tolliver, Anthony	2019-20	13	4
Padgett, Scott	2006-07	7	0	Trybanski, Cezary	2002-03	15	0
Palacio, Milt	1999-00	53	0	Tsakalidis, Jake	2003-04 to 2006-07	145	55
Pargo, Jeremy	2011-12	44	5	Turner, Jeff*	1995-96	0	0
Parks, Cherokee	1998-99 to 1999-00	104	55	Udrih, Beno	2013-14 to 2015-16	97	12
Parsons, Chandler	2016-17 to 2018-19	95	45	Uthoff, Jarrod	2019-20	4	0
Peeler, Anthony	1996-97 to 1997-98	80	65	Valanciunas, Jonas	2018-19 to 2019-20	89	87
Perry, Elliot	2001-02	2	0	Vasquez, Greivis	2010-11	70	1
Person, Wesley	2002-03 to 2003-04	82	44	Walters, Dion*	2019-20	0	0
Pittman, Dexter	2012-13	7	0	Walker, Antoine*	2008-09	0	0
Pondexter, Quincy	2011-12 to 2014-15	168	13	Warrick, Hakim	2005-06 to 2008-09	307	82
Porter, Jontay*	2019-20	0	0	Washington, Julian	2018-19	18	3
Posey, James	2003-04 to 2004-05	132	100	Watanabe, Yuta	2019-20	33	0
Powe, Leon	2010-11	16	0	Watson, Earl	2002-03 to 2004-05	240	30
Price, Brent	1999-00 to 2000-01	47	0	Weber, Briante	2015-16, 2017-18	11	4
Prince, Tayshaun	2012-13 to 2014-15	139	121	Wells, Bonzi	2003-04 to 2004-05	128	36
Rabb, Ivan	2017-18 to 2018-19	85	18	West, Doug	1997-98 to 2000-01	67	8
Randolph, Zach	2009-10 to 2016-17	551	446	Wheat, DeJuan	1998-99	46	0
Rathan-Mayes, Xavier	2017-18	5	0	Whiteside, Hassan *	2014-15	0	0
Reed, Willie*	2012-13	0	0	Wilkins, Gerald	1995-96	28	14
Reeves, Bryant	1995-96 to 2001-02	395	341	Wilks, Mike*	2008-09	0	0
Rhodes, Rodrick	1998-99	10	1	Williams, Aaron	1996-97	32	1
Richardson, Jeremy	2007-08	3	0	Williams, Elliot	2015-16	5	0
Roberson, Anthony	2005-06	16	0	Williams, Jason	2001-02 to 2004-05, 2010-11	295	277
Roberts, Lawrence	2005-06 to 2006-07	87	18	Williams, Marcus	2009-10	62	1
Robinson, Chris	1996-97 to 1997-98	57	6	Williams, Troy	2016-17	24	13
Robinson, Larry	1997-98	6	0	Winslow, Justise*	2019-20	0	0
Rogers, Roy	1996-97	82	50	Wright, Brandon	2015-16 to 2017-18	67	8
Ross, Quinton	2008-09	68	7	Wright, Delon	2018-19	26	11
Sasser, Jason	1998-99	6	0	Wright, Lorenzen	2001-02 to 2005-06	336	263
Scott, Byron	1995-96	80	0	Wroten, Tony	2012-13	35	0
Scott, Dennis	1999-00	66	0	Young, Sam	2009-10 to 2011-12	179	49
Selby, Josh	2011-12	28	0	Zeller, Tyler	2018-19	4	1
Selden, Wayne	2016-17 to 2018-19	81	14				
Simmons, Kobi	2017-18	32	12				

\* Did not play a regular season game with the Grizzlies but was on the Grizzlies official roster; i.e., Inactive List





## GRIZZLIES ALL-TIME ROSTER

**Shareef Abdur-Rahim**

Years 1996-97 to 2000-01			College California										No 3				Pos F									
Season	G	GS	Min	FG	FGA	Pct	3fg	Att	Pct	FT	FTA	Pct	Off	Def	Total	Ast	PF	St	TO	Bl	Pts	Avg				
1996-9780	71	2802	550	1214	453	7	27	259	387	519	746	216	339	555	175	199	79	225	79	1494	18.7					
1997-9882	82	2950	653	1347	485	21	51	412	502	640	784	227	354	581	213	201	89	257	76	1829	22.3					
1998-9950	50	2021	386	893	432	11	36	306	369	439	841	114	260	374	172	137	69	186	55	1152	23.0					
1999-0082	82	3223	594	1277	465	29	96	302	446	551	809	218	607	825	271	244	89	249	87	1663	20.3					
2000-0181	81	3241	604	1280	472	12	64	188	443	531	834	175	560	735	250	238	90	231	77	1663	20.5					
Total	375	366	14237	2787	6011	464	80	274	292	2147	2680	801	950	2120	3070	1081	1019	416	1148	374	7801	20.8				

**Acquired** Drafted third overall by the Grizzlies in the 1996 NBA Draft**Departed** Traded to Atlanta in July 2001 in exchange for Brevin Knight, Lorenzen Wright and the draft rights to Pau Gasol**Mahmoud Abdul-Rauf**

Years 2000-01				College LSU								No 1				Pos G									
Season	G	GS	Min	FG	FGA	Pct	3fg	Att	Pct	FT	FTA	Pct	Off	Def	Total	Ast	PF	St	TO	Bl	Pts	Avg			
2000-01	41	0	486	120	246	.488	4	14	.286	22	29	.759	5	20	25	76	50	9	26	1	266	6.5			
<b>Acquired</b> Signed as a free agent in Aug. 2000																									
<b>Departed</b> Free agent not re-signed July 2001																									

**Acquired** Signed as a free agent in Aug. 2000**Departed** Free agent not re-signed July 2001**Jordan Adams**

Years 2014-15 to 2015-16				College UCLA				No 3				Pos G										
Season	G	GS	Min	FG	FGA	Pct	3fg	Att	Pct	FT	FTA	Pct	Off	Def	Total	Ast	PF	St	TO	Bl	Pts	Avg
2014-15	30	2	248	35	86	.407	10	25	.400	14	23	.609	9	19	28	16	24	16	14	7	94	3.1
2015-16	2	0	15	2	6	.333	0	1	.000	3	5	.600	0	2	2	3	2	3	2	0	7	3.5
Total	32	0	263	37	92	.402	10	26	.385	17	28	.607	9	21	30	19	26	19	16	7	101	3.2

**Acquired** Drafted by Memphis in the first round (22nd overall) of the 2014 NBA Draft on June 26, 2014**Departed** Traded to Atlanta in July 2001 in exchange for Brevin Knight, Lorenzen Wright and the draft rights to Pau Gasol.**Tony Allen**

Years 2010-11 to 2016-17										College Oklahoma State					No 9				Pos G/F				
Season	G	GS	Min	FG	FGA	Pct	3fg	Att	Pct	FT	FTA	Pct	Off	Def	Total	Ast	PF	St	TO	Bl	Pts	Avg	
2010-11	72	31	1494	251	492	.510	4	23	.174	137	182	.753	70	123	193	104	161	129	86	44	643	8.9	
2011-12	58	57	1525	210	448	.469	8	26	.308	140	175	.800	98	135	233	79	142	104	94	33	568	9.8	
2012-13	79	79	2109	284	638	.445	3	24	.125	134	187	.717	121	242	363	98	211	119	94	44	705	8.9	
2013-14	55	28	1278	204	413	.494	11	47	.234	76	121	.628	79	129	208	94	121	90	90	19	495	9.0	
2014-15	63	41	1648	225	455	.495	10	29	.345	79	126	.627	103	177	280	86	166	129	86	30	539	8.6	
2015-16	64	57	1620	215	469	.458	15	42	.357	90	138	.652	104	192	296	70	175	110	78	18	535	8.4	
2016-17	71	66	1914	274	595	.461	15	54	.278	80	130	.615	166	225	391	98	178	115	100	29	643	9.1	
Total	462	359	11588	1663	3510	.474	66	245	.269	736	1059	.695	741	1223	1964	629	1154	796	628	217	4128	8.9	

**Acquired** Signed as a free agent on July 13, 2010**Departed** Became a free agent on July 1, 2017**Grayson Allen**

Years 2019-20			College Duke								No 3				Pos G									
Season	G	GS	Min	FG	FGA	Pct	3fg	Att	Pct	FT	FTA	Pct	Off	Def	Total	Ast	PF	St	TO	Bl	Pts	Avg		
2019-20	38	0	718	117	251	.466	57	141	.404	39	45	.867	8	77	85	52	53	10	33	2	330	8.7		

**Acquired** Traded by Utah with Jae Crowder, Kyle Korver, the draft rights to Darius Bazley (23rd overall in 2019) and a protected future first round draft pick to Memphis for Mike Conley on July 6, 2019.**Ashraf Amaya**

Years 1995-96				College Southern Illinois								No 18				Pos F							
Season	G	GS	Min	FG	FGA	Pct	3fg	Att	Pct	FT	FTA	Pct	Off	Def	Total	Ast	PF	St	TO	Bl	Pts	Avg	
1995-96	54	34	1104	121	252	.480	0	1	.000	97	149	.651	114	189	303	33	151	22	57	10	339	6.3	

**Acquired** Signed as a free agent in Oct. 1995**Departed** Free agent renounced in July 1996

INTRO

PLAYERS

EXECUTIVE

BASKETBALL  
OPSBUSINESS  
OPS

MEDIA

COMMUNITY

HISTORY

PLAYOFFS

REVIEW

OPPONENTS

NBA

FEDERATION

AT A GLANCE





## Chris Andersen

Years 2015-16				College Blinn Junior College (TX)										No 7				Pos C							
Season	G	GS	Min	FG	FGA	Pct	3fg	Att	Pct	FT	FTA	Pct	Off	Def	Total	Ast	PF	St	TO	Bl	Pts	Avg			
2015-16	20	14	366	34	62	54.8	2	9	22.2	22	32	68.8	33	56	89	9	25	14	7	10	92	4.6			

**Acquired** As part of a three-team trade, traded by Miami with two future second round draft picks to Memphis; Memphis traded Courtney Lee to Charlotte; Charlotte traded P.J. Hairston and two future second round draft picks to Memphis and traded Brian Roberts to Miami on Feb. 16, 2016

**Departed** Became a free agent on July 1, 2016



**Kyle Anderson**

Years 2018-19 to 2019-20										College UCLA										No 1										Pos F									
Season	G	GS	Min	FG	FGA	Pct	3fg	Att	Pct	FT	FTA	Pct	Off	Def	Total	Ast	PF	St	TO	Bt	Pts	Avg																	
2018-19	43	40	1281	150	276	.543	9	34	.265	37	64	.578	48	203	251	128	112	54	68	37	346	8.0																	
2019-20	67	28	1330	157	331	.474	24	85	.282	52	78	.667	58	227	285	162	111	54	56	37	390	5.8																	
Total	110	68	2661	307	607	.509	33	119	.277	89	142	.627	106	430	536	290	223	108	124	74	736	6.7																	

**Acquired** Signed a multi-year offer sheet with Memphis on July 6, 2018; signed a multi-year contract on July 8, 2018



**Nick Anderson**

Years 2001-02				College Illinois								No 25				Pos G/F									
Season	G	GS	Min	FG	FGA	Pct	3fg	Att	Pct	FT	FTA	Pct	Off	Def	Total	Ast	PF	St	TO	Bl	Pts	Avg			
2001-02	15	0	219	21	76	.276	13	48	.271	5	9	.556	1	32	33	14	17	6	14	6	60	4.0			

**Acquired** Traded from Sacramento to Memphis with Jason Williams for Mike Bibby and Brent Price in June 2001

**Departed** Traded to Cleveland Cavaliers for Wesley Person in June 2002



**Greg Anthony**

Years 1995-96 to 1996-97				College UNLV										No 2				Pos G				
Season	G	GS	Min	FG	FGA	Pct	3fg	Att	Pct	FT	FTA	Pct	Off	Def	Total	Ast	PF	ST	TO	Bt	Pts	Avg
1995-96	69	68	2066	324	781	41.5	90	271	332	229	297	77.1	29	145	174	476	137	116	160	11	967	14.0
1996-97	65	64	1863	199	507	39.3	88	238	370	130	178	73.0	25	159	184	407	122	129	129	4	616	9.5
Total	134	112	3929	523	1288	40.6	178	509	350	359	475	75.6	54	304	358	883	259	245	289	15	1583	11.8

**Acquired** In the 1995 Expansion Draft (from New York second overall)

**Departed** Free agent renounced in Aug. 1997



## Robert Archibald

Years 2002-03			College Illinois							No 21							Pos F						
Season	G	GS	Min	FG	FGA	Pct	3fg	Att	Pct	FT	FTA	Pct	Off	Def	Total	Ast	PF	St	TO	Bl	Pts	Avg	
2002-03	12	0	72	6	20	300	0	0	---	7	18	389	6	11	17	3	9	0	7	3	19	1.6	

**Acquired** Selected by the Memphis Grizzlies in the second round (32nd overall pick) in the 2002 NBA Draft

**Departed** Traded to Phoenix in Sept. 2003 for Jake Tsakalidis and Bo Outlaw



## Gilbert Arenas

Years 2011-12			College Arizona										No 10				Pos G							
Season	G	GS	Min	FG	FGA	Pct	3fg	Att	Pct	FT	FTA	Pct	Off	Def	Total	Ast	PF	St	TO	Bl	Pts	Avg		
2011-12	17	0	211	26	64	.406	13	39	.333	7	10	.700	2	16	18	18	35	11	12	1	72	4.2		

**Acquired** Signed as a free agent on March 20, 2012

**Departed** Free agent not re-signed



**Darrell Arthur**

Years 2008-09 to 2012-13										College Kansas										No 00										Pos F									
Season	G	GS	Mins	FG	FGA	3Pt	3fg	Att	Pct	FT	FTA	Pct	Off	Def	Total	Ast	PF	ST	TO	B	Bl	Pts	Avg																
2008-09	76	64	1464	191	436	438	0	2	.000	40	67	100	238	336	574	33	40	52	47	52	42	42	5.6																
2009-10	76	64	1464	191	436	438	0	2	.000	40	67	100	238	336	574	33	40	52	47	52	42	42	5.6																
2010-11	80	9	310	310	624	497	0	6	.000	109	134	813	115	227	340	53	228	52	88	63	729	9.1																	
2011-12 Did not play due to injury																																							
2012-13	59	3	970	162	359	451	5	18	.278	33	46	717	68	101	169	33	126	24	43	33	362	6.1																	
Total	247	77	4500	726	1565	464	5	28	.185	199	270	737	328	639	967	144	620	142	200	162	1656	6.7																	


**Acquired** Draft rights (27th overall pick in the 2008 NBA Draft) traded by the Houston Rockets in exchange for the draft rights to Donté Greene (28th) and a 2009 second round draft pick on June 26, 2008

**Departed** Traded to the Denver Nuggets with the draft rights to Joffrey Lauvergne (55th overall pick in the 2013 NBA Draft) for Kosta Koufos on June 27, 2013




**Chucky Atkins**

Years 2005-06 to 2006-07										College South Florida					No 32, 3					Pos G				
Season	G	GS	Min	FG	FGA	Pct	3fg	Att	Pct	FT	FTA	Pct	Off	Def	Total	Ast	PF	St	TO	Bl	Pts	Avg		
2005-06	43	39	1161	160	399	.401	64	182	.352	107	132	.811	11	64	75	129	94	29	57	2	491	11.4		
2006-07	75	23	2064	310	715	.434	116	306	.379	252	311	.810	18	121	139	346	136	50	127	4	988	13.2		
Total	118	62	3225	470	1114	.422	180	488	.369	359	443	.810	29	185	214	475	230	79	184	6	1479	12.5		

**Acquired** Signed by the Grizzlies as a free agent on Jan. 23, 2006**Departed** Free agent not re-signed July 2007**Isaac Austin**

Years 2000-01 to 2001-02					College Arizona State					No 9					Pos C							
Season	G	GS	Min	FG	FGA	Pct	3fg	Att	Pct	FT	FTA	Pct	Off	Def	Total	Ast	PF	St	TO	Bl	Pts	Avg
2000-01	52	16	845	96	270	.356	6	24	.250	28	40	.700	50	172	222	58	94	20	54	23	226	4.3
2001-02	21	8	307	36	92	.391	0	3	.000	4	4	1.000	11	60	71	13	36	9	11	5	76	3.6
Total	73	24	1152	132	362	.365	6	27	.222	32	44	.727	61	232	293	71	130	29	65	28	302	4.1

**Acquired** Traded to the Grizzlies in Aug. 2000 in exchange for Felipe Lopez, Cherokee Parks, Obinna Ekezie and Dennis Scott**Departed** Waived Feb. 28, 2002**Anthony Avent**


Years 1995-96										College Seton Hall					No 34					Pos F				
Season	G	GS	Min	FG	FGA	Pct	3fg	Att	Pct	FT	FTA	Pct	Off	Def	Total	Ast	PF	St	TO	Bl	Pts	Avg		
1995-96	71	32	1586	179	466	.384	0	0	---	57	77	.740	108	247	355	69	202	30	107	42	415	5.8		

**Acquired** In a trade with Orlando in Nov. 1995 in exchange for Kevin Pritchard and Larry Stewart**Departed** Free agent renounced in July 1996**Wade Baldwin IV**

Years 2016-17			College Vanderbilt										No 4					Pos G				
Season	G	GS	Min	FG	FGA	Pct	3fg	Att	Pct	FT	FTA	Pct	Off	Def	Total	Ast	PF	St	TO	Bl	Pts	Avg
2016-17	33	1	405	36	115	.313	3	22	.136	31	37	.838	11	35	46	61	40	18	40	7	106	3.2

**Acquired** Drafted by Memphis in the first round (17th overall) of the 2016 NBA Draft on June 23, 2016**Departed** Waived on Oct. 16, 2017**Matt Barnes**

Years 2015-16				College UCLA								No 22					Pos F						
Season	G	GS	Min	FG	FGA	Pct	3fg	Att	Pct	FT	FTA	Pct	Off	Def	Total	Ast	PF	St	TO	Bl	Pts	Avg	
2015-16	76	45	2190	264	693	.381	119	370	.322	111	138	.804	84	336	420	163	234	78	121	57	758	10.0	

**Acquired** Traded by Charlotte to Memphis for Luke Ridnour on June 25, 2015**Departed** Became a free agent on July 1, 2016**Mike Batiste**

Years 2002-03				College Arizona State								No 24				Pos F							
Season	G	GS	Min	FG	FGA	Pct	3fg	Att	Pct	FT	FTA	Pct	Off	Def	Total	Ast	PF	St	TO	Bl	Pts	Avg	
2002-03	75	2	1248	197	467	.422	18	81	.222	69	88	.784	82	175	257	52	120	42	69	16	481	6.4	

**Acquired** Signed as a free agent on Oct. 30, 2002**Departed** Free agent not re-signed in July 2003**Shane Battier**

Years 2001-02 to 2005-06, 2010-11											College Duke				No 31				Pos F			
Season	G	GS	Min	FG	FGA	Pct	3fg	Att	Pct	FT	FTA	Pct	Off	Def	Total	Ast	PF	St	TO	Bl	Pts	Avg
2001-02	78	78	3,097	412	961	.429	103	276	.373	198	283	.700	180	238	418	216	215	121	155	81	1125	14.4
2002-03	78	47	2383	275	569	.483	86	216	.398	120	145	.828	128	217	345	105	207	102	68	88	756	9.7
2003-04	79	1	1947	242	543	.446	65	186	.349	120	164	.732	102	201	303	101	187	101	56	58	669	8.5
2004-05	80	72	2516	271	613	.442	70	177	.395	180	228	.789	158	255	413	126	201	91	75	77	792	9.9
2005-06	81	81	2839	303	621	.488	65	165	.394	147	208	.707	164	265	429	136	223	92	90	114	818	10.1
2010-11	23	0	557	43	101	.426	14	42	.333	15	17	.882	32	60	92	32	31	16	16	10	115	5.0
Total	419	279	13339	1546	3408	.454	403	1062	.379	780	1045	.746	764	1236	2000	716	1064	523	460	428	4275	10.2

**Acquired** 1) Selected by the Grizzlies in the first round (sixth overall pick) in the 2001 NBA Draft; 2) Acquired from the Houston Rockets with Ish Smith in exchange for Hasheem Thabeet, DeMarre Carroll and a future, lottery-protected first round draft pick on Feb. 24, 2011**Departed** 1) Traded to the Houston Rockets in exchange for the draft rights to Rudy Gay and Stromile Swift on July 12, 2006; 2) Contract expired on June 30, 2011





# ALL-TIME ROSTER



## Jerryd Bayless

Years 2012-13 to 2013-14										College Arizona					No 7					Pos G						
Season	G	GS	Min	FG	FGA	Pct	3fg	Att	Pct	FT	FTA	Pct	Off	Def	Total	Ast	PF	St	TO	Bl	Pts	Avg				
2012-13	80	4	1765	260	621	.419	71	201	.353	102	122	.836	22	154	176	264	168	59	120	17	693	8.7				
2013-14	31	5	650	90	239	.377	25	83	.301	45	57	.789	8	51	59	66	72	20	22	5	250	8.1				
Total	111	9	2415	350	860	.407	96	284	.338	147	179	.821	30	205	235	330	240	79	142	22	943	8.5				

**Acquired** Signed as a free agent on July 13, 2012

**Departed** As part of a three-team trade, traded by Memphis to the Boston Celtics; Boston traded Courtney Lee and a 2016 second round draft pick to Memphis; Memphis traded a 2014 second round draft pick and a 2017 second round draft pick to the Oklahoma City Thunder; Oklahoma City traded Ryan Gomes to Boston and traded cash considerations to Memphis on Jan. 7, 2014



## Jordan Bell

Years 2019-20			College Oregon										No 2				Pos F/C									
Season	G	GS	Min	FG	FGA	Pct	3fg	Att	Pct	FT	FTA	Pct	Off	Def	Total	Ast	PF	St	TO	Bl	Pts	Avg				
2019-20	2	0	21	3	7	.429	2	3	.667	2	2	1.000	2	1	3	2	2	1	3	0	10	5.0				

**Acquired** Traded by Houston with a 2023 second round pick swap to Memphis for Bruno Caboclo on Feb. 6, 2020.

**Departed** Waived on March 2, 2020.



## Troy Bell

Years 2003-04			College Boston College							No 3							Pos G						
Season	G	GS	Min	FG	FGA	Pct	3fg	Att	Pct	FT	FTA	Pct	Off	Def	Total	Ast	PF	St	TO	Bl	Pts	Avg	
2003-04	6	0	34	4	18	.222	0	4	.000	3	3	1.000	1	4	5	4	6	1	6	0	11	1.8	

**Acquired** Selected by the Boston Celtics in the 2003 NBA Draft (16th overall). Draft rights traded to Memphis along with the draft rights to Dahntay Jones (20th) in exchange for the draft rights to Marcus Banks (13th) and Kendrick Perkins (27th)

**Departed** Waived Nov. 1, 2004.



## Benoit Benjamin

Years 1995-96				College Creighton							No 00				Pos C									
Season	G	GS	Min	FG	FGA	Pct	3fg	Att	Pct	FT	FTA	Pct	Off	Def	Total	Ast	PF	St	TO	Bl	Pts	Avg		
1995-96	13	13	404	71	161	.441	0	0	---	39	56	.696	31	72	103	16	40	10	34	15	181	13.0		

**Acquired** In the 1995 Expansion Draft (from New Jersey 22nd overall)

**Departed** Traded to Milwaukee in Nov. 1995 in exchange for Eric Mobley and Eric Murdock



## Mike Bibby

Years 1998-99 to 2000-01					College Arizona					No 10					Pos G							
Season	G	GS	Min	FG	FGA	Pct	3fg	Att	Pct	FT	FTA	Pct	Off	Def	Total	Ast	PF	St	To	B	Pts	Avg
1998-99	50	50	1758	260	605	.430	15	74	.203	127	169	.751	30	106	136	325	122	78	146	5	662	13.2
1999-00	82	82	3155	459	1031	.445	77	212	.363	195	250	.780	73	233	306	665	171	132	247	15	1190	14.5
2000-01	82	82	3190	525	1157	.454	108	285	.379	143	188	.761	47	257	304	685	148	107	248	12	1301	15.9
Total	214	214	8103	1244	2793	.445	200	571	.350	465	607	.766	150	596	746	1675	441	317	641	32	3153	14.7

**Acquired** Drafted second overall by the Grizzlies in the 1998 NBA Draft

**Departed** Traded to Sacramento in June 2001 with Brent Price in exchange for Jason Williams and Nick Anderson



## Avery Bradley

Years 2018-19				College Texas								No 0				Pos G							
Season	G	GS	Min	FG	FGA	Pct	3fg	Att	Pct	FT	FTA	Pct	Off	Def	Total	Ast	PF	St	TO	Bl	Pts	Avg	
2018-19	14	14	442	87	188	.463	28	73	.384	23	25	.920	8	36	44	56	34	14	28	0	225	16.1	

**Acquired** Traded by the Los Angeles Clippers to Memphis for JaMychal Green and Garrett Temple on Feb. 7, 2019

**Departed** Waived on July 6, 2019



## Ronnie Brewer

Years 2009-10			College Arkansas								No 9				Pos G/F									
Season	G	GS	Min	FG	FGA	Pct	3fg	Att	Pct	FT	FTA	Pct	Off	Def	Total	Ast	PF	St	TO	Bl	Pts	Avg		
2009-10	5	0	80	3	13	.231	0	0	---	4	5	.800	1	6	7	3	0	6	2	0	10	2.0		

**Acquired** Traded by the Utah Jazz in exchange for a future protected first round draft pick

**Departed** Signed with the Chicago Bulls as a free agent on July 19, 2010.



**Dillon Brooks**

Years 2017-18 to 2019-20										College Oregon					No 24				Pos G/F			
Season	G	GS	Min	FG	FGA	Pct	3fg	Att	Pct	FT	FTA	Pct	Off	Def	Total	Ast	PF	St	TO	Bl	Pts	Avg
2017-18	82	74	2350	340	772	.440	94	264	.356	124	166	.747	49	208	257	135	233	73	124	17	898	11.0
2018-19	18	0	329	49	122	.402	15	40	.375	22	30	.733	9	22	31	16	10	4	19	50	135	7.5
2019-20	73	73	2112	435	1068	.407	147	411	.358	164	203	.808	68	175	243	150	278	63	124	27	1181	16.2
Total	173	147	4792	824	1962	.420	256	715	.358	310	399	.777	126	405	531	301	561	146	267	48	2214	12.8

**Acquired** Draft rights (45th overall in 2017) traded by Houston to Memphis for a 2018 second round draft pick on June 22, 2017.

**MarShon Brooks**

Years 2017-18 to 2018-19				College Providence								No 8				Pos G							
Season	G	GS	Min	FG	FGA	Pct	3fg	Att	Pct	FT	FTA	Pct	Off	Def	Total	Ast	PF	St	TO	Bl	Pts	Avg	
2017-18	7	1	193	51	102	.500	19	32	.594	20	23	.870	8	13	21	25	6	11	16	3	141	20.1	
2018-19	29	0	387	76	169	.450	15	54	.278	23	33	.697	12	33	45	25	33	9	21	4	190	6.6	
Total	36	1	580	127	271	.469	34	86	.395	43	56	.768	20	46	66	50	39	20	37	7	331	9.2	

**Acquired** Signed by Memphis to a 10-day contract on March 27, 2018 and signed to a multi-year contract on April 6, 2018.

**Departed** Traded by Memphis to Chicago with Wayne Selden and two future second round draft picks (2019, 2020) for Justin Holiday on Jan. 4, 2019

**Andre Brown**

Years 2007-08			College DePaul							No 44							Pos F						
Season	G	GS	Min	FG	FGA	Pct	3fg	Att	Pct	FT	FTA	Pct	Off	Def	Total	Ast	PF	St	TO	Bl	Pts	Avg	
2007-08	33	1	286	39	78	.500	0	0	---	22	49	.449	37	55	92	8	38	7	14	4	100	3.0	

**Acquired** Signed by Memphis as a free agent on July 20, 2007

**Departed** Free agent not re-signed and renounced on Aug. 8, 2008

**Kwame Brown**

Years 2007-08			High School Glynn Academy HS (GA)										No 54			Pos F/C									
Season	G	GS	Min	FG	FGA	Pct	3fg	Att	Pct	FT	FTA	Pct	Off	Def	Total	Ast	PF	St	TO	Bl	Pts	Avg			
2007-08	15	1	204	19	39	.487	0	0	---	14	34	.412	20	37	57	17	24	6	14	4	52	3.5			

**Acquired** Traded by the Los Angeles Lakers with Javaris Crittenton, Aaron McKie, the draft rights to Marc Gasol, two future first round picks (2008 and 2010) and cash considerations for Pau Gasol and a 2010 second round pick on Feb. 1, 2008

**Departed** Free agent not re-signed July 2008

**Greg Buckner**

Years 2008-09				College Clemson								No 7				Pos G							
Season	G	GS	Min	FG	FGA	Pct	3fg	Att	Pct	FT	FTA	Pct	Off	Def	Total	Ast	PF	St	TO	Bl	Pts	Avg	
2008-09	63	0	878	61	159	.384	13	51	.255	20	25	.800	32	98	130	57	108	29	38	8	155	2.5	

**Acquired** Traded by the Minnesota Timberwolves along with the draft rights to O.J. Mayo (third overall pick), Marko Jaric and Antoine Walker in exchange for the draft rights to Kevin Love (fifth), Mike Miller, Brian Cardinal and Jason Collins on June 26, 2008

**Departed** Traded to the Dallas Mavericks in exchange for a 2016 second round pick (from the Toronto Raptors) along with Jerry Stackhouse and cash considerations (from Dallas) as part of a four-team trade also involving the Orlando Magic on July 9, 2009

**Rodney Buford**

Years 2001-02				College Creighton								No 32				Pos G/F							
Season	G	GS	Min	FG	FGA	Pct	3fg	Att	Pct	FT	FTA	Pct	Off	Def	Total	Ast	PF	St	TO	Bl	Pts	Avg	
2001-02	63	21	1769	258	593	.435	17	70	.243	58	80	.725	52	220	272	71	110	42	63	12	591	9.4	

**Acquired** Signed Nov. 19, 2001 as a free agent

**Departed** Contract not renewed by Grizzlies in July 2002

**Antonio Burks**

Years 2004-05 to 2005-06				College Memphis								No. 1				Pos. G							
Season	G	GS	Min	FG	FGA	Pct	3fg	Att	Pct	FT	FTA	Pct	Off	Def	Total	Ast	PF	St	TO	Bl	Pts	Avg	
2004-05	24	0	219	28	60	.467	3	11	.273	14	19	.737	1	11	12	28	25	13	12	1	73	3.0	
2005-06	57	1	570	51	144	.354	1	6	.167	10	23	.435	4	33	37	76	45	20	36	0	113	2.0	
Total	81	1	789	79	204	.387	4	17	.235	24	42	.571	5	44	49	104	70	33	48	1	186	2.3	

**Acquired** Draft rights traded to Memphis by Orlando in exchange for cash considerations on June 24, 2004

**Departed** Free agent not re-signed in July 2006





## Bruno Caboclo

Years 2018-19 to 2019-20				From Osasco, Brazil							No. 5					Pos. F						
Season	G	GS	Min	FG	FTA	Pct	3fg	Ast	Pct	FT	FTA	Pct	Off	Def	Total	Ast	PF	St	TO	Bl	Pts	Avg
2018-19	34	19	800	96	225	427	48	130	369	42	50	840	42	116	158	50	81	14	38	33	282	8.3
2019-20	22	0	192	28	69	406	4	25	136	2	3	667	17	27	44	10	13	7	12	62	2.8	6.1
Total	56	19	992	124	294	422	52	155	365	44	53	830	59	143	202	60	204	24	45	45	344	6.1

**Acquired** Signed a 10-day contract with Memphis on Jan. 24, 2019; signed a second 10-day contract on Feb. 3, 2019; signed a multi-year contract on Feb. 13, 2019

**Departed** Traded by Memphis to Houston for Jordan Bell and a 2023 second round pick swap on Feb. 6, 2020.



## Nick Calathes

College Florida										No 12					Pos G							
Season	G	GS	M	FG	FGA	Pct	3fg	Att	Pct	FT	FTA	Pct	Off	Def	Total	Ast	PF	ST	TO	Bl	Pts	Avg
2013-14	71	7	1173	142	311	.457	19	61	.311	44	72	.611	23	114	137	207	117	66	101	8	347	4.9
2014-15	58	0	838	104	247	.421	11	43	.256	24	45	.533	19	87	106	146	100	63	61	5	293	4.2
Total	129	7	2011	246	558	.441	30	104	.286	68	117	.581	42	201	243	353	217	129	162	13	640	4.6

**Acquired** Draft rights traded by the Dallas Mavericks to the Memphis Grizzlies in exchange for Memphis lifting the protection on a 2016 second round draft pick sent to Dallas (via Denver) in a previous deal on July 22, 2013. Signed by Memphis on Aug. 20, 2013

**Departed** Contract expired and signed overseas (qualifying offer extended on June 30, 2015)



## Brian Cardinal

Years 2004-05 to 2007-08										College Purdue										No 35										Pos F									
Season	G	GS	M	FG	FGA	3Pt	3PtG	Att	Pct	FT	FTA	Pct	Off	Def	Total	Ast	PF	St	TO	B	Pts	Avg																	
2004-05	58	16	1433	160	432	370	44	125	352	158	181	873	63	162	225	114	172	88	83	19	522	9.0																	
2005-06	36	10	402	46	111	414	13	29	448	19	27	704	11	44	55	33	65	23	27	0	124	3.4																	
2006-07	28	8	313	42	85	494	18	49	408	25	27	926	13	46	59	31	42	22	23	0	127	4.5																	
2007-08	37	14	440	43	126	341	25	81	309	13	19	684	26	70	96	22	62	10	23	2	124	3.4																	
Total	159	18	2588	291	754	386	100	279	358	215	254	484	113	322	392	200	341	143	156	22	897	5.6																	

**Acquired** Signed by the Grizzlies as a free agent on July 14, 2004

**Departed** Traded to Minnesota with the draft rights to Kevin Love, Mike Miller and Jason Collins in exchange for the draft rights to O.J. Mayo, Marko Jaric, Antoine Walker and Greg Buckner on June 26, 2008



## Rodney Carney

Years 2010-11			College Memphis									No 10			Pos G/F									
Season	G	GS	Min	FG	FGA	Pct	3fg	Att	Pct	FT	FTA	Pct	Off	Def	Total	Ast	PF	St	TO	Bl	Pts	Avg		
2010-11	2	0	5	1	3	.333	0	1	.000	0	0	---	1	0	1	0	0	1	0	0	2	1.0		

**Acquired** Signed to a 10-day contract on Feb. 21, 2011

**Departed** 10-day contract expired on March 2, 2011



## Antoine Carr

Years 1999-00				College Wichita State								No 55				Pos C							
Season	G	GS	Min	FG	FGA	Pct	3fg	Att	Pct	FT	FTA	Pct	Off	Def	Total	Ast	PF	St	TO	Bl	Pts	Avg	
1999-00	21	0	221	28	64	438	0	0	---	11	14	786	8	24	32	7	42	3	9	6	67	3.2	

**Acquired** In a three-team trade with Houston and Orlando in Aug. 1999

**Departed** Free agent not re-signed July 2000



## DeMarre Carroll

Years 2009-10 to 2010-11										College Missouri										No 1										Pos F									
Season	G	GS	Min	FG	FGA	2Pt	3Pt	3Pt	Att	Pct	FT	FTA	3Pt	Def	Def	Total	Ast	PF	St	T0	Bl	Pts	Avg																
2009-10	71	1	795	88	222	396	0	6		.000	33	53	.623	53	97	150	33	107	28	24	9	209	2.9																
2010-11	7	0	39	4	9	444	0	0		---	2	1	1.000	2	6	8	2	5	1	0	1	10	1.4																
Total	78	1	834	92	231	398	0	6		.000	35	55	636	55	103	158	35	112	29	24	10	219	2.8																

**Acquired** Selected by the Grizzlies in the first round (27th overall) of the 2009 NBA Draft

**Departed** Traded to the Houston Rockets with Hasheem Thabeet and a future, lottery-protected first round draft pick in exchange for Shane Battier and Ish Smith on Feb. 24, 2011



**Jeyon Carter**

Years 2018-19			College West Virginia								No 3				Pos G							
Season	G	GS	Min	FG	FGA	Pct	3fg	Att	Pct	FT	FTA	Pct	Off	Def	Total	Ast	PF	St	TO	Bl	Pts	Avg
2018-19	39	3	577	56	185	.303	34	102	.333	26	32	.813	14	52	66	69	55	26	33	11	172	4.4

**Acquired** Selected by Memphis with the 32nd overall pick in the second round of the 2018 NBA Draft on June 21, 2018; signed a multi-year contract on July 15, 2018

**Departed** Traded by Memphis with Kyle Korver to Phoenix for Josh Jackson, De'Anthony Melton and two future second round draft picks on July 7, 2019





Years 2014-15 to 2016-17				College North Carolina				No 15				Pos G/F										
Season	G	GS	Min	FG	FGA	3pt	3fg	Ast	Pct	FT	FTA	Pct	Off	Def	Total	Ast	PF	St	T0	B	Pts	Avg
2014-15	66	1	1001	135	406	333	69	232	297	45	57	789	27	106	133	79	102	43	14	384	5.8	
2015-16	60	3	1095	133	343	388	59	169	349	70	84	833	31	115	146	56	101	38	35	16	395	6.6
2016-17	73	15	1799	193	490	394	124	296	378	88	115	765	36	191	227	133	163	60	50	36	586	8.0
Total	199	19	3895	461	1239	372	240	697	344	203	256	793	94	412	506	268	366	141	128	66	1365	6.9

## Omri Casspi



Years 2018-19			From Holon, Israel								No 18					Pos F							
Season	G	GS	Min	FG	FGA	Pct	3fg	Att	Pct	FT	FTA	Pct	Off	Def	Total	Ast	PF	St	T0	Bl	Pts	Avg	
2018-19	36	0	250	86	161	.534	15	43	.349	39	58	.672	17	98	115	26	35	20	23	9	226	6.3	



Years 2015-16, 2017-18										College Kansas					No 6					Pos G									
Season	G	GS	Min	FG	FGA	Pct	3fg	Att	Pct	FT	FTA	Pct	Off	Def	Total	Ast	PF	St	TO	Bl	Pts	Avg							
2015-16	55	7	1253	172	412	.417	45	138	.326	206	249	.827	23	120	143	211	165	80	101	12	595	10.8							
2017-18	66	10	1421	168	443	.379	53	191	.277	118	138	.855	13	144	157	197	179	79	117	14	507	7.7							
Total	121	17	2674	340	855	.398	98	329	.298	324	387	.837	36	264	300	408	344	159	218	26	1102	9.1							



Years 1996-97 to 1998-99				College North Carolina										No 33/23/32				Pos F				
Season	G	GS	Min	FG	FGA	Pct	3fg	Att	Pct	FT	FTA	Pct	Off	Def	Total	Ast	PF	St	TO	B	Pts	Avg
1996-97	54	1	662	72	165	.436	25	69	.362	13	22	.591	67	89	156	47	52	26	28	17	182	3.4
1997-98	82	0	1420	156	359	.435	54	130	.415	39	59	.661	77	229	306	104	158	53	62	37	405	4.9
1998-99	46	0	697	63	172	.366	26	68	.382	14	17	.824	29	88	117	30	52	22	28	12	166	3.6
Total	182	1	2779	291	696	.418	105	267	.393	66	98	.673	173	406	579	181	262	101	118	66	753	4.1



Years 2019-20		College Gonzaga										No 15					Pos F									
Season	G	GS	Min	FG	FGA	Pct	3fg	Att	Pct	FT	FTA	Pct	Off	Def	Total	Ast	PF	St	TO	Bt	Pts	Avg				
2019-20	58	4	1300	296	479	.618	23	64	.359	85	112	.759	92	253	345	81	199	32	55	48	700	12.1				

**Acquired** Draft rights (21st overall in 2019) traded by Oklahoma City to Memphis for the draft rights to Darius Bazley (23rd overall in 2019) at a 2024 second round draft pick on July 6, 2020.



Years 2007-08						College Stanford									No 34					Pos C				
Season	G	GS	Min	FG	FGA	3P	3fg	A	Pct	FT	FTA	Pct	Off	Def	Total	Ast	PF	St	TG	Bt	Pts	Avg		
2007-08	31	3	488	30	59	.508	3	11	.000	20	34	.526	28	60	89	6	84	12	25	17	80	2.6		
<b>Acquired</b> Traded by the New Jersey Nets along with cash considerations in exchange for Stromlie Swift on Feb. 4, 2008																								
<b>Departed</b> Traded to Minnesota with the draft rights to Kevin Love, Mike Miller and Brian Cardinal in exchange for the draft rights to O.J.M.																								
Marko Jaric, Antoine Walker and Greg Buckner on June 26, 2008																								





# ALL-TIME ROSTER



## Mike Conley

Years 2007-08 to 2018-19				College Ohio State							No 11					Pos G						
Season	G	GS	Min	FG	FGA	Pct	3fg	Att	Pct	FT	FTA	Pct	Off	Def	Total	Ast	PF	St	TO	Bl	Pts	Avg
2007-08	53	46	1381	189	442	.428	30	91	.330	90	123	.732	21	118	139	222	85	44	89	2	498	9.4
2008-09	82	61	2508	323	730	.442	88	217	.406	161	197	.817	25	251	276	354	146	90	143	8	895	10.9
2009-10	80	80	2568	369	830	.445	82	212	.387	139	187	.743	30	161	191	425	178	109	170	12	959	12.0
2010-11	81	81	2872	423	953	.444	80	217	.369	181	247	.733	32	215	247	528	182	144	176	18	1107	13.7
2011-12	62	61	2174	296	684	.433	60	159	.377	136	158	.861	22	134	156	404	133	136	125	11	788	12.7
2012-13	80	80	2757	414	940	.440	06	293	.362	234	282	.830	43	182	225	487	171	174	189	24	1168	14.6
2013-14	73	73	2446	463	1030	.450	105	291	.361	225	276	.815	41	172	213	441	141	110	150	13	1256	17.2
2014-15	70	70	2225	393	882	.446	107	277	.386	214	249	.859	29	180	209	375	139	89	156	14	1107	15.8
2015-16	56	56	1761	294	696	.422	78	215	.363	191	229	.834	26	138	164	342	100	67	84	16	857	15.3
2016-17	69	68	2292	464	1009	.460	171	419	.408	316	368	.859	31	211	242	433	126	92	156	19	1415	20.5
2017-18	12	12	373	64	168	.381	24	77	.312	53	66	.803	0	27	27	49	24	12	18	3	205	17.1
2018-19	70	70	2342	490	1120	.438	155	426	.364	343	406	.845	40	199	239	449	123	94	130	22	1478	21.1
Total	788	758	25700	4182	9484	.441	1086	2894	.375	2283	2788	.819	340	1987	2327	4509	1548	1161	1586	162	11733	14.9

**Acquired** Selected by Memphis in the first round (fourth overall) of the 2007 NBA Draft

**Departed** Traded by Memphis to Utah for Grayson Allen, Jae Crowder, Kyle Korver, the draft rights to Darius Bazley (23rd overall in 2019) and a future first round pick on July 6, 2019.



## Will Conroy

Years 2006-07			College Washington										No 5				Pos G						
Season	G	GS	Min	FG	FGA	Pct	3fg	Att	Pct	FT	FTA	Pct	Off	Def	Total	Ast	PF	St	TO	Bl	Pts	Avg	
2006-07	3	0	17	0	0	---	0	0	---	0	0	---	1	1	2	1	1	0	0	0	0	0.0	

**Acquired** Signed by Memphis to a 10-day contract on Jan. 30, 2007

**Departed** Contract not renewed by Memphis



## Bryce Cotton

Years 2015-16				College Providence								No 8				Pos G							
Season	G	GS	Min	FG	FGA	Pct	3fg	Att	Pct	FT	FTA	Pct	Off	Def	Total	Ast	PF	St	TO	Bl	Pts	Avg	
2015-16	5	0	6	2	2	1.000	0	0	-	0	0	-	0	0	0	0	0	0	0	0	4	0.8	

**Acquired** Signed by Memphis to a 10-day contract pursuant to the NBA's hardship rules on April 1, 2016 and signed for the remainder of the regular season on April 11, 2016

**Departed** Contract expired following the 2015-16 regular season



## Javaris Crittenton

Years 2007-08 to 2008-09										College Georgia Tech					No 3					Pos G				
Season	G	GS	Min	FG	FGA	Pct	3fg	Att	Pct	FT	FTA	Pct	Off	Def	Total	Ast	PF	St	TO	Bl	Pts	Avg		
2007-08	28	0	508	72	180	.400	9	34	.265	53	76	.697	20	69	89	33	35	12	33	2	206	7.4		
2008-09	7	0	44	7	15	.467	0	1	.000	5	11	.455	4	2	6	5	5	1	3	0	19	2.7		
Total	35	0	552	79	195	.405	9	35	.257	58	87	.667	24	71	95	38	40	13	36	2	225	6.4		

**Acquired** Traded by the Los Angeles Lakers with Kwame Brown, Aaron McKie, the draft rights to Marc Gasol, two future first round picks (2008 and 2010) and cash considerations for Pau Gasol and a 2010 second round draft pick on Feb. 1, 2008

**Departed** Traded to the Washington Wizards in exchange for the team's own future first round draft pick (originally sent to the Wizards on Aug. 17, 2007 for Juan Carlos Navarro) as part of a three-team trade also involving the New Orleans Hornets on Dec. 10, 2008. As part of the trade, Memphis sent future considerations involving a second round pick to New Orleans



## Jae Crowder

Years 2019-20				College Marquette								No 99				Pos F							
Season	G	GS	Min	FG	FGA	Pct	3fg	Att	Pct	FT	FTA	Pct	Off	Def	Total	Ast	PF	St	TO	Bl	Pts	Avg	
2019-20	45	45	1322	147	399	.368	78	266	.293	75	95	.789	40	237	277	125	85	47	54	14	447	9.9	

**Acquired** Traded by Utah with Grayson Allen, Kyle Korver, the draft rights to Darius Bazley (23rd overall in 2019) and a protected future first round draft pick to Memphis for Mike Conley on July 6, 2020.

**Departed** As part of a three-team trade, traded by Memphis with Solomon Hill and Andre Iguodala to Miami; Miami traded Justise Winslow and Dion Waiters to Memphis and traded James Johnson to Minnesota; Minnesota traded Gorgui Dieng to Memphis on Feb. 6, 2020.



## Dante Cunningham

Years 2011-12				College Villanova								No 44				Pos F							
Season	G	GS	Min	FG	FGA	Pct	3fg	Att	Pct	FT	FTA	Pct	Off	Def	Total	Ast	PF	St	TO	Bl	Pts	Avg	
2011-12	64	5	1124	144	279	.516	0	2	.000	45	69	.652	91	155	246	37	98	42	29	34	333	5.2	

**Acquired** Signed as a free agent on Dec. 23, 2011 after the Charlotte Bobcats declined to match the offer sheet

**Departed** Traded to the Minnesota Timberwolves for Wayne Ellington on July 24, 2012





### Seth Curry

Years 2013-14			College Duke									No 1				Pos G							
Season	G	GS	Min	FG	FGA	Pct	3fg	Att	Pct	FT	FTA	Pct	Off	Def	Total	Ast	PF	St	TO	Bl	Pts	Avg	
2013-14	1	0	4	0	0	---	0	0	---	0	0	---	0	0	0	0	0	0	0	0	0	0.0	

**Acquired** Signed by Memphis as a free agent on Dec. 24, 2013

**Departed** Waived by Memphis on Jan. 5, 2014



### Antonio Daniels

Years 1997-98			College Bowling Green										No 33				Pos G					
Season	G	GS	Min	FG	FGA	Pct	3fg	Att	Pct	FT	FTA	Pct	Off	Def	Total	Ast	PF	St	TO	Bl	Pts	Avg
1997-98	74	50	1956	228	548	.416	11	52	.212	112	170	.659	22	121	143	334	88	55	164	10	579	7.8

**Acquired** Drafted fourth overall by the Grizzlies in the 1997 NBA Draft

**Departed** Traded to San Antonio in June 1998 in exchange for Carl Herrera and the draft rights to Felipe Lopez



### Troy Daniels

Years 2016-17				College Virginia Commonwealth								No 30				Pos G							
Season	G	GS	Min	FG	FGA	Pct	3fg	Att	Pct	FT	FTA	Pct	Off	Def	Total	Ast	PF	St	TO	Bl	Pts	Avg	
2016-17	67	3	1183	185	495	.374	138	355	.389	43	54	.796	21	79	100	46	90	21	45	4	551	8.2	

**Acquired** Signed-and-traded by Charlotte to Memphis on July 12, 2016

**Departed** Traded to Phoenix with a 2018 second round draft pick for a conditional 2018 second round draft pick on Sept. 22, 2017



### Deyonta Davis

Years 2016-17 to 2017-18				College Michigan State								No 23, 21					Pos C							
Season	G	GS	Min	FG	FGA	Pct	3fg	Att	Pct	FT	FTA	Pct	Off	Def	Total	Ast	PF	St	TO	Bl	Pts	Avg		
2016-17	36	0	238	24	47	.511	0	0	-	10	18	.556	20	40	60	2	40	3	8	17	58	1.6		
2017-18	62	6	943	161	265	.608	0	0	-	38	57	.667	75	175	250	40	125	15	32	39	360	5.8		
Total	98	6	1181	185	312	.593	0	0	-	48	75	.640	95	215	310	42	165	18	40	56	418	4.3		

**Acquired** Draft rights (31st overall in 2016) traded by Boston with the draft rights to Rade Zagorac (35th in 2016) to Memphis for a future first round draft pick on June 23, 2016

**Departed** Traded by Memphis with Ben McLemore, a 2021 second round draft pick and cash considerations for Garrett Temple on July 17, 2018



### Ed Davis

Years 2012-13 to 2013-14				College North Carolina							No 32				Pos F									
Season	G	GS	Min	FG	FGA	Pct	3fg	Att	Pct	FT	FTA	Pct	Off	Def	Total	Ast	PF	St	TO	Bl	Pts	Avg		
2012-13	36	4	544	74	143	.517	0	0	---	37	65	.569	57	103	160	8	80	13	18	47	185	5.1		
2013-14	63	4	956	155	290	.534	0	0	---	47	89	.528	92	168	260	27	114	17	40	43	357	5.7		
Total	99	8	1500	229	433	.529	0	0	---	84	154	.545	149	271	420	35	194	30	58	90	542	5.5		

**Acquired** As part of a three-team trade, traded by the Toronto Raptors with a 2013 second round pick to the Memphis Grizzlies; Toronto traded Jose Calderon to the Detroit Pistons; Detroit traded Tayshaun Prince and Austin Daye to Memphis; Memphis traded Rudy Gay and Hamed Haddadi to Toronto on Jan. 30, 2013

**Departed** Free agent not re-signed



### Josh Davis

Years 2011-12				College Wyoming								No 18				Pos F							
Season	G	GS	Min	FG	FGA	Pct	3fg	Att	Pct	FT	FTA	Pct	Off	Def	Total	Ast	PF	St	TO	Bl	Pts	Avg	
2011-12	15	0	130	10	27	.370	4	13	.308	4	8	.500	16	11	27	6	19	7	3	1	28	1.9	

**Acquired** Signed as a free agent on Dec. 10, 2011

**Departed** Waived on Feb. 6, 2012



### Austin Daye

Years 2012-13				College Gonzaga								No 5				Pos F							
Season	G	GS	Min	FG	FGA	Pct	3fg	Att	Pct	FT	FTA	Pct	Off	Def	Total	Ast	PF	St	TO	Bl	Pts	Avg	
2012-13	31	0	328	47	111	.423	20	58	.345	11	16	.688	6	54	60	21	39	9	16	14	125	4.0	

**Acquired** As part of a three-team trade, traded by the Detroit Pistons with Tayshaun Prince to the Memphis Grizzlies; Memphis traded Rudy Gay and Hamed Haddadi to the Toronto Raptors; Toronto traded Ed Davis and a 2013 second round draft pick to Memphis and traded Jose Calderon to Detroit on Jan. 30, 2013

**Departed** Free agent not re-signed

INTRO

PLAYERS

EXECUTIVE

BASKETBALL OPS

BUSINESS OPS

MEDIA

COMMUNITY

HISTORY

PLAYOFFS

REVIEW

OPPONENTS

NBA

FEDERATION

AT A GLANCE





# ALL-TIME ROSTER



## Terry Dehere

Years 1998-99			College Seton Hall								No 24					Pos G							
Season	G	GS	Min	FG	FGA	Pct	3fg	Att	Pct	FT	FTA	Pct	Off	Def	Total	Ast	PF	St	TO	Bl	Pts	Avg	
1998-99	22	0	271	27	74	.365	15	34	.441	5	7	.714	5	17	22	26	28	5	14	3	74	3.4	

**Acquired** Signed to a 10-day contract in March 1999

**Departed** Free agent not re-signed in July 1999



## Michael Dickerson

Years 1999-00 to 2002-03											College Arizona					No 8					Pos G/F				
Season	G	GS	Min	FG	FGA	Pct	3fg	Att	Pct	FT	FTA	Pct	Off	Def	Total	Ast	PF	St	TO	Bl	Pts	Avg			
1999-00	82	82	3103	554	1270	.436	119	291	.409	269	324	.830	78	201	279	208	226	116	165	45	1496	18.2			
2000-01	70	69	2618	425	1020	.417	86	230	.374	206	270	.763	70	159	229	233	207	62	162	27	1142	16.3			
2001-02	4	4	124	15	48	.313	8	21	.381	5	6	.833	3	9	12	9	12	3	8	1	43	10.8			
2002-03	6	1	87	10	24	.417	4	11	.402	5	5	.784	1	5	6	8	16	5	6	1	29	4.8			
Total	162	156	5932	1004	2362	.425	217	553	.392	485	605	.801	152	374	526	458	461	186	341	74	2710	16.7			

**Acquired** In a three-team trade with Houston and Orlando in Aug. 1999

**Departed** Retired Oct. 25, 2003



## Gorgui Dieng

Years 2019-20			College Louisville								No 14					Pos C						
Season	G	GS	Min	FG	FGA	Pct	3fg	Att	Pct	FT	FTA	Pct	Off	Def	Total	Ast	PF	St	TO	Bl	Pts	Avg
2019-20	17	0	318	42	87	483	8	32	250	31	42	738	18	80	98	15	35	14	16	17	123	7.2

**Acquired** As part of a three-team trade, traded by Minnesota to Memphis; Memphis traded Jae Crowder, Solomon Hill and Andre Igoudala to Miami for Justise Winslow and Dion Waiters; Miami traded James Johnson to Minnesota on Feb. 6, 2020.



## Keyon Dooling

Years 2012-13			College Missouri								No 55					Pos G						
Season	G	GS	Min	FG	FGA	Pct	3fg	Att	Pct	FT	FTA	Pct	Off	Def	Total	Ast	PF	St	TO	Bl	Pts	Avg
2012-13	7	0	82	10	21	476	5	12	417	6	7	857	0	1	1	8	8	1	5	0	31	4.4

**Acquired** Signed as a free agent on April 3, 2013

**Departed** Free agent not re-signed



## Tyler Dorsey

Years 2018-19			College Oregon								No 22					Pos G						
Season	G	GS	Min	FG	FGA	Pct	3fg	Att	Pct	FT	FTA	Pct	Off	Def	Total	Ast	PF	St	TO	Bl	Pts	Avg
2018-19	21	11	447	75	175	.429	34	93	.366	22	35	.629	18	52	70	39	33	7	17	1	206	9.8

**Acquired** Traded by Atlanta to Memphis for Shelvin Mack on Feb. 7, 2019

**Departed** Became a free agent on July 1, 2019



## Toney Douglas

Years 2016-17				College Florida State								No 16				Pos G							
Season	G	GS	Min	FG	FGA	Pct	3fg	Att	Pct	FT	FTA	Pct	Off	Def	Total	Ast	PF	St	TO	Bl	Pts	Avg	
2016-17	24	0	394	43	117	.368	7	42	.167	24	29	.828	13	48	61	56	50	18	21	5	117	4.9	

**Acquired** (1) Signed by Memphis pursuant to the NBA's hardship rules on Dec. 5, 2016; (2) Signed by Memphis to the first of two 10-day contracts on Jan. 30, 2017; (3) Signed by Memphis to a multi-year contract on Feb. 23, 2017

**Departed** (1) Waived by Memphis on Dec. 15, 2016; (2) Second 10-day contract expired on Feb. 19, 2017; (3) Waived by Memphis on March 18, 2017



## Blue Edwards

Years 1995-96 to 1997-98					College East Carolina					No 30					Pos G/F							
Season	G	GS	Min	FG	FGA	Pct	3fg	Att	Pct	FT	FTA	Pct	Off	Def	Total	Ast	PF	St	TO	Bl	Pts	Avg
1995-96	82	82	2773	401	956	.419	84	245	.343	157	208	.755	98	248	346	212	243	118	170	46	1043	12.7
1996-97	61	12	1439	182	458	.397	25	89	.281	89	109	.817	49	140	189	114	135	38	81	20	478	7.8
1997-98	81	20	1968	326	742	.439	40	120	.333	180	215	.837	61	156	217	201	183	86	134	27	872	10.8
Total	224	114	6180	909	2156	.422	149	454	.328	426	532	.801	208	544	752	527	561	242	385	93	2393	10.7

**Acquired** In the 1995 Expansion Draft (from Utah 26th overall)

**Departed** Free agent not re-signed July 1998





### Doug Edwards

Years 1995-96 to 1997-98											College Florida State											No 32					Pos F				
Season	G	GS	Min	FG	FGA	Pct	3fg	Att	Pct	FT	FTA	Pct	Off	Def	Total	Ast	PF	St	TO	Bl	Pts	Avg									
1995-96	31	0	519	32	91	.352	0	4	.000	29	38	.763	35	52	87	39	51	10	29	18	93	3.0									
1996-97 Did not play due to injury																															
1997-98 Did not play due to injury																															

**Acquired** In the 1995 Expansion Draft (from Atlanta 24th overall)

**Departed** Waived in Jan. 1998



### Kevin Edwards

Years 2000-01			College DePaul										No 21				Pos G									
Season	G	GS	Min	FG	FGA	Pct	3fg	Att	Pct	FT	FTA	Pct	Off	Def	Total	Ast	PF	St	TO	Bl	Pts	Avg				
2000-01	46	5	634	56	170	.329	5	19	.263	43	53	.811	23	59	82	52	46	29	37	8	160	3.5				

**Acquired** Signed as a free agent in Oct. 2000

**Departed** Free agent not re-signed July 2001



### Obinna Ekezie

Years 1999-00			College Maryland								No 54							Pos F/C						
Season	G	GS	Min	FG	FGA	Pct	3fg	Att	Pct	FT	FTA	Pct	Off	Def	Total	Ast	PF	St	TO	Bl	Pts	Avg		
1999-00	39	0	351	41	88	.466	0	0	---	43	64	.672	34	58	92	8	61	9	26	4	125	3.2		

**Acquired** Drafted 37th overall by the Grizzlies in the 1999 NBA Draft

**Departed** Traded to Washington in Aug. 2000 along with Felipe Lopez, Cherokee Parks and Dennis Scott in exchange for Isaac Austin



### Wayne Ellington

Years 2012-13			College North Carolina										No 3				Pos G									
Season	G	GS	Min	FG	FGA	Pct	3fg	Att	Pct	FT	FTA	Pct	Off	Def	Total	Ast	PF	St	TO	Bl	Pts	Avg				
2012-13	40	4	676	81	199	.407	41	97	.423	15	16	.938	5	47	52	42	38	16	24	1	218	5.5				

**Acquired** Drafted by the Minnesota Timberwolves to the Memphis Grizzlies for Dante Cunningham on July 24, 2012

**Departed** Traded to the Cleveland Cavaliers with Marreese Speights, Josh Selby and a 2013 first round draft pick for Jon Leuer on Jan. 22, 2013



### Andre Emmett

Years 2004-05			College Texas Tech										No. 14				Pos G									
Season	G	GS	Min	FG	FGA	Pct	3fg	Att	Pct	FT	FTA	Pct	Off	Def	Total	Ast	PF	St	TO	Bl	Pts	Avg				
2004-05	8	0	28	2	6	.333	0	0	---	3	5	.600	0	2	2	0	4	0	1	0	7	0.9				

**Acquired** Draft rights traded to Memphis on June 24, 2004 by Seattle for cash considerations and a 2005 second round NBA Draft pick

**Departed** Traded to Miami along with James Posey and Jason Williams as part of a five-team trade on Aug. 2, 2005



### James Ennis III

Years 2015-16, 2016-17 to 2017-18											College California State, Long Beach											No 8	Pos F										
Season	G	GS	Min	FG	FGA	Pct	3fg	Att	Pct	FT	FTA	Pct	Off	Def	Total	Ast	PF	St	TO	Bl	Pts	Avg											
2015-16	10	0	40	4	13	.308	2	8	.250	6	10	.600	4	3	7	2	1	4	2	2	16	1.6											
2016-17	64	28	1501	146	321	.455	51	137	.372	86	110	.782	69	190	259	64	165	46	59	19	429	6.7											
2017-18	45	14	1053	108	222	.486	30	84	.357	64	73	.877	53	104	157	49	81	32	38	12	310	6.9											
Total	119	42	2594	258	556	.464	83	229	.362	156	193	.808	126	297	423	115	247	82	99	33	755	6.3											

**Acquired** 1) Traded by Miami with Mario Chalmers to Memphis for Beno Udrih and Jarnell Stokes on Nov. 10, 2015; 2) Signed a multi-year contract with Memphis on July 13, 2016

**Departed** 1) Waived on March 2, 2016; 2) Traded to Detroit for Brice Johnson and a future second round draft pick on Feb. 8, 2018



### Tyreke Evans

Years 2017-18			College Memphis								No 12				Pos G							
Season	G	GS	Min	FG	FGA	Pct	3fg	Att	Pct	FT	FTA	Pct	Off	Def	Total	Ast	PF	St	TO	Bl	Pts	Avg
2017-18	52	32	1607	366	809	.452	114	286	.399	164	209	.785	44	221	265	269	96	57	117	17	1010	19.4

**Acquired** Signed by Memphis on July 10, 2017

**Departed** Became a free agent on July 1, 2018

INTRO

PLAYERS

EXECUTIVE

BASKETBALL  
OPSBUSINESS  
OPS

MEDIA

COMMUNITY

HISTORY

PLAYOFFS

REVIEW

OPPONENTS

NBA

FEDERATION

AT A GLANCE





# ALL-TIME ROSTER



## Jordan Farmer

Years 2015-16				College UCLA							No 4							Pos G						
Season	G	GS	Min	FG	FGA	Pct	3fg	Att	Pct	FT	FTA	Pct	Off	Def	Total	Ast	PF	St	TO	Bl	Pts	Avg		
2015-16	12	10	291	42	100	.420	16	45	.356	10	10	1.000	4	21	25	37	22	15	18	2	110	9.2		

**Acquired** Signed by Memphis to a 10-day contract on March 21, 2016 and signed for the remainder of the season on March 31, 2016

**Departed** Became a free agent on July 1, 2016



## Isaac Fontaine

Years 2001-02				College Washington State								No 21				Pos G							
Season	G	GS	Min	FG	FGA	Pct	3fg	Att	Pct	FT	FTA	Pct	Off	Def	Total	Ast	PF	St	TO	Bl	Pts	Avg	
2001-02	6	0	76	3	14	.214	1	5	.200	4	6	.667	0	5	5	4	6	0	4	0	11	1.8	

**Acquired** Signed March 3, 2002 to a 10-day contract

**Departed** Waived March 13, 2002



## Antonios Fotsis

Years 2001-02			From Athens, Greece										No 6				Pos F						
Season	G	GS	Min	FG	FGA	Pct	3fg	Att	Pct	FT	FTA	Pct	Off	Def	Total	Ast	PF	St	TO	Bl	Pts	Avg	
2001-02	28	1	320	42	104	.404	7	23	.304	17	20	.850	25	37	62	10	22	9	21	11	108	3.9	

**Acquired** Selected by the Grizzlies in the second round (48th pick overall) of the 2001 NBA Draft

**Departed** Free agent not re-signed in July 2002



## Adonal Foyle

Years 2008-09				College Colgate								No 30				Pos C							
Season	G	GS	Min	FG	FGA	Pct	3fg	Att	Pct	FT	FTA	Pct	Off	Def	Total	Ast	PF	St	TO	Bl	Pts	Avg	
2008-09	1	0	3	0	0	---	0	0	---	0	0	---	0	0	0	0	1	0	0	0	0	0.0	

**Acquired** Traded by the Orlando Magic to Memphis along with Orlando's 2009 first round pick, Mike Wilks and cash considerations as part of a three-team trade also involving the Houston Rockets on Feb. 19, 2009. As part of the trade, Houston also acquired Kyle Lowry from the Grizzlies

**Departed** Waived on March 1, 2009



## Jamaal Franklin

Years 2013-14				College San Diego State							No 22					Pos G						
Season	G	GS	Min	FG	FGA	Pct	3fg	Att	Pct	FT	FTA	Pct	Off	Def	Total	Ast	PF	St	TO	Bl	Pts	Avg
2013-14	21	0	161	16	39	.410	5	11	.455	2	2	1.000	4	19	23	6	23	4	11	2	39	1.9

**Acquired** Drafted by Memphis in the second round (41st overall) of the 2013 NBA Draft on June 27, 2013

**Departed** Waived on Aug. 31, 2014



## Marc Gasol

Years 2008-09 to 2018-19				From Barcelona, Spain				No 33				Pos C										
Season	G	GS	Min	FG	FGA	Pct	3fg	Att	Pct	FT	FTA	Pct	Off	Def	Total	Ast	PF	St	TO	Bl	Pts	Avg
2008-09	82	75	2521	350	661	.530	0	1	.000	275	375	.733	201	404	605	143	265	63	164	90	975	11.9
2009-10	69	69	2468	378	651	.581	0	1	.000	252	376	.670	208	432	640	165	254	69	135	109	1008	14.6
2010-11	81	81	2586	364	691	.527	3	7	.429	220	294	.748	154	415	569	200	265	74	146	136	951	11.7
2011-12	65	65	2370	357	740	.482	1	12	.083	237	317	.748	120	459	579	204	201	62	121	121	952	14.6
2012-13	80	80	2796	429	869	.494	1	14	.071	268	316	.848	184	438	622	318	255	80	157	139	1127	14.1
2013-14	59	59	1970	336	711	.473	2	11	.182	185	241	.768	84	340	424	215	150	59	111	76	859	14.6
2014-15	81	81	2687	530	1072	.494	3	17	.176	350	440	.795	115	515	630	307	208	70	176	131	1413	17.4
2015-16	52	52	1791	328	707	.464	2	3	.667	203	245	.829	58	304	362	196	141	50	118	70	861	16.6
2016-17	74	74	2531	532	1160	.459	104	268	.388	278	332	.837	60	402	462	338	171	67	166	99	1446	19.5
2017-18	73	73	2408	434	1033	.420	109	320	.341	281	337	.834	78	514	592	305	185	54	194	101	1258	17.2
2018-19	53	53	1788	303	683	.444	76	221	.344	152	201	.756	56	399	455	248	147	60	119	63	834	15.7
Total	769	762	25917	4341	8978	.484	301	875	.344	2701	3474	.777	1318	4624	5942	2639	2242	708	1607	11351	1684	15.2

**Acquired** Draft rights (48th overall pick in the 2007 NBA Draft) traded by the Los Angeles Lakers along with Kwame Brown, Javaris Crittenton, Aaron McKie, two future first round draft picks (2008, 2010) and cash considerations in exchange for Pau Gasol and a 2010 second round draft pick on Feb. 1, 2008

**Departed** Traded by Memphis to Toronto for Jonas Valanciunas, Delon Wright, C.J. Miles and a 2024 second round draft pick on Feb. 7, 2019





### Pau Gasol

Years 2001-02 to 2007-08				From Barcelona, Spain				No 16				Pos F/C										
Season	G	GS	Min	FG	FGA	Pct	3fg	Att	Pct	FT	FTA	Pct	Off	Def	Total	Ast	PF	St	TO	Bl	Pts	Avg
2001-02	82	79	3007	551	1064	.518	1	5	.200	338	477	.709	238	492	730	223	195	41	224	169	1441	17.6
2002-03	82	82	2948	569	1116	.510	1	10	.100	416	565	.736	192	528	720	229	220	34	213	148	1555	19.0
2003-04	78	78	2458	506	1049	.482	4	15	.267	365	511	.714	206	394	600	198	185	44	187	132	185	17.7
2004-05	56	53	1790	357	695	.514	1	6	.167	282	367	.768	130	280	410	135	146	37	137	93	997	17.8
2005-06	80	80	3135	600	1194	.503	3	12	.250	425	617	.689	191	522	713	371	184	46	235	153	1628	20.4
2006-07	59	59	2133	462	858	.538	3	11	.273	299	400	.748	149	432	581	201	137	29	162	126	1226	20.8
2007-08	39	39	1433	279	557	.501	4	15	.267	176	215	.819	94	248	342	116	85	16	80	56	738	18.9
Total	476	470	16904	3324	6533	.509	17	74	.230	2301	3152	.730	1200	2896	4096	1473	1152	247	1238	877	8966	18.8

**Acquired** Selected by the Atlanta Hawks in the first round (third pick overall) of the 2001 NBA Draft. Draft rights traded with Lorenzen Wright and Brevin Knight by the Hawks to the Grizzlies for Shareef Abdur-Rahim on June 30, 2001

**Departed** Traded to the Los Angeles Lakers with a 2010 second-round pick in exchange for Kwame Brown, Javaris Crittenton, Aaron McKie, the draft rights to Marc Gasol, a first-round pick in 2008, a first-round pick in 2010 and cash considerations on Feb. 1, 2008



### Kenny Gattison

Years 1995-96				College Old Dominion							No 44				Pos F							
Season	G	GS	Min	FG	FGA	Pct	3fg	Att	Pct	FT	FTA	Pct	Off	Def	Total	Ast	PF	St	TO	Bl	Pts	Avg
1995-96	25	14	570	91	190	.479	0	0	---	47	78	.603	35	79	114	14	75	10	40	11	229	9.2

**Acquired** In the 1995 Expansion Draft (from Charlotte 16th overall)

**Departed** Traded to Orlando in Feb. 1996 along with a 1996 2nd round draft choice in exchange for Jeff Turner



### Rudy Gay

Years 2006-07 to 2012-13				College Connecticut				No 22				Pos F										
Season	G	GS	Min	FG	FGA	Pct	3fg	Att	Pct	FT	FTA	Pct	Off	Def	Total	Ast	PF	St	TO	Bl	Pts	Avg
2006-07	78	43	2103	321	760	.422	52	143	.364	152	209	.727	93	255	348	100	192	71	140	74	846	10.8
2007-08	81	81	3000	625	1355	.461	134	387	.346	248	316	.785	140	359	499	158	230	111	190	79	1632	20.1
2008-09	79	78	2945	572	1262	.453	85	242	.351	264	344	.767	109	328	437	135	221	98	203	59	1493	18.9
2009-10	80	80	3174	600	1288	.466	66	202	.327	301	400	.752	115	357	472	153	201	118	169	64	1567	19.6
2010-11	54	54	2152	409	869	.471	57	144	.396	194	241	.805	82	254	336	153	131	91	135	58	1069	19.8
2011-12	65	65	2422	485	1067	.455	54	173	.312	208	263	.791	130	287	417	147	138	95	161	55	1232	19.0
2012-13	42	42	1541	281	688	.408	40	129	.310	121	156	.776	56	193	249	108	87	56	104	31	723	17.2
Total	479	443	17338	3293	7289	.452	488	1420	.344	1488	1929	.771	725	2033	2758	954	1200	640	1102	420	8562	17.9

**Acquired** Draft rights (eighth overall in the 2006 NBA Draft) traded by the Houston Rockets with Stromile Swift for Shane Battier on July 12, 2006

**Departed** As part of a three-team trade, traded by Memphis with Hamed Haddadi to the Toronto Raptors; the Detroit Pistons traded Tayshaun Prince and Austin Daye to Memphis; Toronto traded Ed Davis and a 2013 second round draft pick to Memphis and traded Jose Calderon to Detroit on Jan. 30, 2013



### Trey Gilder

Years 2009-10				College Northwestern State								No 2				Pos F							
Season	G	GS	Min	FG	FGA	Pct	3fg	Att	Pct	FT	FTA	Pct	Off	Def	Total	Ast	PF	St	TO	Bl	Pts	Avg	
2009-10	2	0	5	1	1	1.000	0	0	---	0	0	---	0	1	1	0	0	1	0	0	2	1.0	

**Acquired** Signed as a free agent on Aug. 27, 2009

**Departed** Waived on Nov. 5, 2009



### Eddie Gill

Years 2001-02			College Weber State										No 7				Pos G					
Season	G	GS	Min	FG	FGA	Pct	3fg	Att	Pct	FT	FTA	Pct	Off	Def	Total	Ast	PF	St	TO	Bl	Pts	Avg
2001-02	23	5	384	39	92	.424	7	22	.318	31	39	.795	7	21	28	49	38	11	34	3	116	5.0

**Acquired** Signed to a 10-day contract on Feb. 23, 2002

**Departed** Contract not renewed by Grizzlies



### Gordan Giricek

Years 2002-03				From Zagreb, Croatia						No 10				Pos G								
Season	G	GS	Min	FG	FGA	Pct	3fg	Att	Pct	FT	FTA	Pct	Off	Def	Total	Ast	PF	St	TO	Bl	Pts	Avg
2002-03	49	35	1187	207	478	.433	46	130	.354	88	107	.822	18	90	108	70	104	22	94	6	548	11.2

**Acquired** Draft rights traded by San Antonio to Memphis on June 28, 2002 for a second round pick in the 2004 Draft and cash considerations

**Departed** Traded by Memphis with Drew Gooden to the Orlando Magic for Mike Miller, Ryan Humphrey, a future first-round draft pick and a future second round draft pick on Feb. 19, 2003





# ALL-TIME ROSTER



## Drew Gooden

Years 2002-03				College Kansas								No 0				Pos F							
Season	G	GS	Min	FG	FGA	Pct	3fg	Att	Pct	FT	FTA	Pct	Off	Def	Total	Ast	PF	St	TO	Bl	Pts	Avg	
2002-03	51	29	1329	255	576	.443	14	46	.304	92	132	.697	105	190	295	63	121	38	105	22	616	12.1	

**Acquired** Selected by the Memphis Grizzlies in the first round (fourth pick overall) of the 2002 NBA Draft

**Departed** Traded by Memphis with Gordan Giricek to the Orlando Magic for Mike Miller, Ryan Humphrey, a future first-round draft pick and a future second round draft pick on Feb. 19, 2003



## JaMychal Green

Years 2014-15 to 2018-19										From Alabama				No 0				Pos F						
Season	G	GS	Min	FG	FGA	Pct	3fg	Att	Pct	FT	FTA	Pct	Off	Def	Total	Ast	PF	St	TO	Bl	Pts	Avg		
2014-15	20	1	139	23	40	.575	0	4	.000	8	10	.800	16	23	39	4	19	5	12	3	54	2.7		
2015-16	78	15	1446	230	495	.465	15	45	.333	103	137	.752	139	234	373	67	189	46	83	33	578	7.4		
2016-17	77	75	2101	250	500	.500	55	145	.379	134	167	.802	167	377	544	84	248	46	94	34	689	8.9		
2017-18	55	54	1542	223	488	.457	43	127	.339	80	111	.721	147	317	464	79	153	32	76	25	569	10.3		
2018-19	41	4	900	151	312	.484	38	96	.396	63	80	.788	72	180	252	69	134	50	54	25	463	9.4		
Total	230	145	5228	726	1523	.477	113	321	.352	325	425	.765	469	951	1420	234	609	130	265	95	1890	8.2		

**Acquired** Signed by Memphis to the first of two 10-day contracts as a Call-Up from the NBA Development League's Austin Spurs on Feb. 2, 2015 and signed to a multi-year contract on March 2, 2015

**Departed** Traded by Memphis with Garrett Temple to the Los Angeles Clippers for Avery Bradley on Feb. 7, 2019



## Jeff Green

Years 2014-15 to 2015-16										College Georgetown										No 32				Pos F							
Season	G	GS	Min	FG	FGA	Pct	3fg	Att	Pct	FT	FTA	Pct	Off	Def	Total	Ast	PF	St	TO	Bl	Pts	Avg									
2014-15	45	37	1361	210	492	.427	50	138	.362	118	143	.825	43	144	187	81	81	26	52	21	588	13.1									
2015-16	53	31	1544	240	557	.431	42	136	.309	124	155	.800	55	186	241	98	102	40	69	19	646	12.2									
Total	98	68	2905	450	1049	.429	92	274	.336	242	298	.812	98	330	428	179	183	66	121	40	1234	12.6									

**Acquired** As part of a three-team trade, traded by the Boston Celtics to Memphis; Memphis traded Tayshaun Prince and a future first round draft pick to Boston; Memphis traded Quincy Pondexter and a 2015 second round draft pick to the New Orleans Pelicans; New Orleans traded Austin Rivers to Boston and Russ Smith to Memphis on Jan. 12, 2015

**Departed** Traded by Memphis to the Los Angeles Clippers for a future first round draft pick and Lance Stephenson on Feb. 18, 2016



## Marko Guduric

Years 2019-20			From Priboj, Serbia										No 23				Pos G						
Season	G	GS	Min	FG	FGA	Pct	3fg	Att	Pct	FT	FTA	Pct	Off	Def	Total	Ast	PF	St	TO	Bl	Pts	Avg	
2019-20	44	0	484	62	157	.395	25	83	.301	24	26	.923	14	59	73	45	34	12	36	8	173	3.9	

**Acquired** Signed a multi-year contract with Memphis on July 31, 2019.

**Departed** Waived on Dec. 15, 2020.



## Hamed Haddadi

Years 2008-09 to 2012-13										From Ahvaz, Iran				No 15				Pos C						
Season	G	GS	Min	FG	FGA	Pct	3fg	Att	Pct	FT	FTA	Pct	Off	Def	Total	Ast	PF	St	TO	Bl	Pts	Avg		
2008-09	19	0	120	15	31	.484	0	0	---	18	30	.600	16	31	47	8	20	1	9	12	48	2.5		
2009-10	36	0	240	24	62	.387	0	3	.000	14	19	.737	26	49	75	10	57	1	20	14	62	1.7		
2010-11	31	0	168	30	58	.517	0	1	.000	15	23	.652	24	44	68	5	29	2	11	13	75	2.4		
2011-12	35	0	206	26	48	.542	0	1	.000	18	26	.692	28	43	71	8	43	1	21	26	70	2.0		
2012-13	13	0	87	7	21	.333	0	0	---	1	2	.500	10	14	24	4	15	1	4	6	15	1.2		
Total	134	0	821	102	220	.464	0	5	.000	66	100	.660	104	181	285	35	164	6	65	71	270	2.0		

**Acquired** Signed as a free agent on Aug. 28, 2008

**Departed** As part of a three-team trade, traded by Memphis with Rudy Gay to the Toronto Raptors; the Detroit Pistons traded Tayshaun Prince and Austin Daye to Memphis; Toronto traded Ed Davis and a 2013 second round draft pick to Memphis and traded Jose Calderon to Detroit on Jan. 30, 2013



## P.J. Hairston

Years 2015-16			College North Carolina										No 19				Pos G/F						
Season	G	GS	Min	FG	FGA	Pct	3fg	Att	Pct	FT	FTA	Pct	Off	Def	Total	Ast	PF	St	TO	Bl	Pts	Avg	
2015-16	18	9	375	46	132	.348	16	69	.232	16	22	.727	7	39	46	9	31	8	17	4	124	6.9	

**Acquired** As part of a three-team trade, traded by Charlotte with two future second round draft picks to Memphis; Charlotte traded Brian Roberts to Miami; Memphis traded Courtney Lee to Charlotte; Miami traded Chris Andersen and two future second round picks to Memphis on Feb. 16, 2016

**Departed** Became a free agent on July 1, 2016



**Dusty Hannahs**

Years 2018-19, 2019-20

College Arkansas

No 8, 5

Pos G

Season	G	GS	Min	FG	FGA	Pct	3fg	Att	Pct	FT	FTA	Pct	Off	Def	Total	Ast	PF	St	TO	Bl	Pts	Avg
2018-19	2	0	26	3	12	.250	0	5	.000	2	2	1.000	0	1	1	5	1	1	1	0	8	4.0
2019-20	2	0	13	4	9	.444	2	3	.667	2	2	1.000	0	1	1	0	1	0	0	12	6.0	
Total	4	0	39	7	21	.333	2	8	.250	4	4	1.000	0	2	2	5	1	1	1	0	20	5.0

**Acquired** 1) Signed a 10-day contract with Memphis as a Call-Up from the NBA G League's Memphis Hustle pursuant to the NBA's hardship roster rules on March 30, 2019; 2) Signed a 10-day contract with Memphis as a Call-Up from the Memphis Hustle on Feb. 21, 2020  
**Departed** 1) Waived on April 5, 2019; 2) Waived on Feb. 27, 2020.

**Andrew Harrison**

Years 2016-17 to 2018-19

College Kentucky

No 5

Pos G

Season	G	GS	Min	FG	FGA	Pct	3fg	Att	Pct	FT	FTA	Pct	Off	Def	Total	Ast	PF	St	TO	Bl	Pts	Avg
2016-17	72	18	1474	117	360	.325	43	156	.276	148	194	.763	23	113	136	198	194	54	85	20	425	5.9
2017-18	56	46	1326	181	429	.422	47	142	.331	124	159	.780	23	108	131	177	138	38	81	26	533	9.5
2018-19	1	0	5	1	2	.500	0	1	.000	0	0	-	0	0	0	0	1	0	0	0	2	2.0
Total	129	64	2805	299	791	.378	90	299	.301	272	353	.771	46	221	267	375	333	91	166	47	960	7.4

**Acquired** Draft rights (44th in 2015) traded by Phoenix to Memphis for Jon Leuer on June 25, 2015; signed by Memphis to a multi-year contract on July 10, 2016  
**Departed** Waived on Nov. 1, 2018

**Lorinza "Junior" Harrington**

Years 2006-07

College Wingate

No 10

Pos G

Season	G	GS	Min	FG	FGA	Pct	3fg	Att	Pct	FT	FTA	Pct	Off	Def	Total	Ast	PF	St	TO	Bl	Pts	Avg
2006-07	29	8	543	57	137	.416	7	26	.269	31	46	.674	12	56	68	89	79	21	52	5	152	5.2

**Acquired** Signed by the Grizzlies to the first of two 10-day contracts on Feb. 9, 2007; Signed for the remainder of the season on March 1, 2007  
**Departed** Free agent not re-signed July 2007

**Othella Harrington**

Years 1999-00 to 2000-01

College Georgetown

No 24

Pos F

Season	G	GS	Min	FG	FGA	Pct	3fg	Att	Pct	FT	FTA	Pct	Off	Def	Total	Ast	PF	St	TO	Bl	Pts	Avg
1999-00	82	82	2677	420	830	.506	0	2	.000	236	298	.792	196	367	563	97	287	36	217	58	1076	13.1
2000-01	44	40	1267	180	386	.466	0	3	.000	120	154	.779	102	187	289	36	136	19	104	26	480	10.9
Total	126	122	3944	600	1216	.493	0	5	.000	356	452	.788	298	554	852	133	423	55	321	84	1556	12.3

**Acquired** In a three-team trade with Houston and Orlando in Aug. 1999

**Departed** Traded to New York in Feb. 2001 in exchange for Erick Strickland and two draft picks

**Antonio Harvey**

Years 1995-96

College Pfeiffer

No 40

Pos F

Season	G	GS	Min	FG	FGA	Pct	3fg	Att	Pct	FT	FTA	Pct	Off	Def	Total	Ast	PF	St	TO	Bl	Pts	Avg
1995-96	18	6	410	39	95	.411	0	2	.000	20	43	.465	27	67	94	09	38	14	18	21	98	5.4

**Acquired** In the 1995 Expansion Draft (from LAL sixth overall)

**Departed** Waived in Dec. 1995

**J.R. Henderson**

Years 1998-99

College UCLA

No 52

Pos F

Season	G	GS	Min	FG	FGA	Pct	3fg	Att	Pct	FT	FTA	Pct	Off	Def	Total	Ast	PF	St	TO	Bl	Pts	Avg
1998-99	30	0	331	35	96	.365	2	5	.400	25	45	.556	20	27	47	22	29	9	18	4	97	3.2

**Acquired** Drafted 56th overall by the Grizzlies in the 1998 NBA Draft

**Departed** Free agent not re-signed July 1999

**Myke Henry**

Years 2017-18

College DePaul

No 4

Pos G/F

Season	G	GS	Min	FG	FGA	Pct	3fg	Att	Pct	FT	FTA	Pct	Off	Def	Total	Ast	PF	St	TO	Bl	Pts	Avg
2017-18	20	0	378	41	109	.376	19	58	.328	6	10	.600	10	28	38	22	28	31	19	6	107	5.4

**Acquired** Signed by Memphis to a two-way contract on Jan. 13, 2018.

**Departed** Waived on July 20, 2018.

INTRO

PLAYERS

EXECUTIVE

BASKETBALL  
OPSBUSINESS  
OPS

MEDIA

COMMUNITY

HISTORY

PLAYOFFS

REVIEW

OPPONENTS

NBA

FEDERATION

AT A GLANCE





# ALL-TIME ROSTER



## Xavier Henry

Years 2010-11				College Kansas								No 13					Pos G/F					
Season	G	GS	Min	FG	FGA	Pct	3fg	Att	Pct	FT	FTA	Pct	Off	Def	Total	Ast	PF	St	TO	Bl	Pts	Avg
2010-11	38	16	527	65	160	.406	2	17	.118	33	52	.635	9	28	37	18	48	11	13	3	165	4.3

**Acquired** Selected by the Grizzlies in the first round (12th overall) of the 2010 NBA Draft

**Departed** Traded to New Orleans on January 4, 2012 as part of three-team deal that sent Marreese Speights to Memphis



## Carl Herrera

Years 1998-99			College Houston										No 14				Pos F									
Season	G	GS	Min	FG	FGA	Pct	3fg	Att	Pct	FT	FTA	Pct	Off	Def	Total	Ast	PF	St	TO	Bl	Pts	Avg				
1998-99	4	0	42	3	13	.231	0	0	---	0	2	.000	5	3	8	3	3	0	4	0	6	1.5				

**Acquired** In a trade with San Antonio in June 1998 (along with the draft rights to Felipe Lopez in exchange for Antonio Daniels)

**Departed** Waived in Feb. 1999



## Solomon Hill

Years 2019-20				College Arizona								No 44				Pos F							
Season	G	GS	Min	FG	FGA	Pct	3fg	Att	Pct	FT	FTA	Pct	Off	Def	Total	Ast	PF	St	TO	Bl	Pts	Avg	
2019-20	48	3	901	96	233	.412	56	147	.381	26	38	.684	24	120	144	94	73	31	40	7	274	5.7	

**Acquired** Traded by Atlanta with Miles Plumlee to Memphis for Chandler Parsons on July 7, 2019

**Departed** As part of a three-team trade, traded by Memphis with Jae Crowder and Andre Iguodala to Miami; Miami traded Justise Winslow and Dion Waiters to Memphis and James Johnson to Minnesota; Minnesota traded Gorgui Dieng to Memphis on Feb. 6, 2020.



## Justin Holiday

Years 2018-19				College Washington								No 7					Pos G/F							
Season	G	GS	Min	FG	FGA	Pct	3fg	Att	Pct	FT	FTA	Pct	Off	Def	Total	Ast	PF	St	TO	Bl	Pts	Avg		
2018-19	44	39	1282	149	383	.389	65	195	.333	54	60	.900	27	127	154	61	85	54	57	15	417	9.5		

**Acquired** Traded by Chicago to Memphis for MarShon Brooks, Wayne Selden Jr. and two future second round draft picks (2019, 2020) on Jan. 4, 2019

**Departed** Became a free agent on July 1, 2019



## Ryan Hollins

Years 2015-16			College UCLA							No 20							Pos C						
Season	G	GS	Min	FG	FGA	Pct	3fg	Att	Pct	FT	FTA	Pct	Off	Def	Total	Ast	PF	St	TO	Bl	Pts	Avg	
2015-16	32	9	412	45	72	.625	0	0	-	26	42	.619	40	47	87	10	58	6	21	20	116	3.6	

**Acquired** 1) Signed by Memphis as a free agent on Sept. 28, 2015; 2) Signed by Memphis as a free agent on Dec. 29, 2015; 3) Signed by Memphis to the first of two 10-day contracts on Jan. 21, 2016; 4) Re-signed by Memphis for the remainder of the season on March 2, 2016

**Departed** 1) Waived on Oct. 26, 2015; 2) Waived on Jan. 7, 2016; 3) Second 10-day contract expired on Feb. 11, 2016; 4) Waived on April 7, 2016



## Lester Hudson

Years 2009-10, 2011-12				College Tennessee-Martin										No 26, 14				Pos G									
Season	G	GS	Min	FG	FGA	Pct	3fg	Att	Pct	FT	FTA	Pct	Off	Def	Total	Ast	PF	St	TO	Bl	Pts	Avg					
2009-10	9	0	61	14	35	.400	2	11	.182	6	7	.857	4	6	10	5	5	5	5	1	36	4.0					
2011-12	3	0	20	3	11	.273	1	3	.333	2	3	.667	0	0	0	1	0	0	2	0	9	3.0					
Total	12	0	81	17	46	.370	3	14	.214	8	10	.800	4	6	10	6	5	5	7	1	45	3.8					

**Acquired** 1) Claimed off waivers on Jan. 8, 2010; 2) Signed as a free agent on April 20, 2012

**Departed** 1) Waived on July 1, 2010; 2) Free agent not re-signed



## Ryan Humphrey

Years 2002-03 to 2004-05					College Notre Dame										No 40					Pos F				
Season	G	GS	Min	FG	FGA	Pct	3fg	Att	Pct	FT	FTA	Pct	Off	Def	Total	Ast	PF	St	TO	Bl	Pts	Avg		
2002-03	13	0	122	12	35	.343	0	0	---	5	11	.455	4	26	30	4	18	5	2	2	18	1.4		
2003-04	2	0	11	1	4	.250	0	1	.000	0	0	---	2	1	3	1	3	1	2	0	2	1.0		
2004-05	35	0	317	42	103	.408	0	2	.000	18	37	.486	50	37	87	6	35	10	23	1	102	2.9		
Total	50	0	450	55	142	.387	0	3	.000	23	48	.479	56	64	120	11	56	16	27	3	133	2.7		

**Acquired** Traded by Orlando with Mike Miller, a future first-round draft pick and a future second round draft pick for Gordan Giricek and Drew Gooden on Feb. 19, 2003

**Departed** Free agent not re-signed in July 2005



**Vince Hunter**

Years 2017-18										College Texas-El Paso										No 32				Pos F					
Season	G	GS	Min	FG	FGA	Pct	3fg	Att	Pct	FT	FTA	Pct	Off	Def	Total	Ast	PF	St	TO	Bl	Pts	Avg							
2017-18	4	0	7	3	5	.600	0	0	---	0	0	---	2	1	3	0	0	0	1	1	6	1.5							

**Acquired** Signed by Memphis to a two-way contract on Sept. 11, 2017.**Departed** Waived on Jan. 13, 2018.**Steven Hunter**

Years 2009-10										College DePaul										No 45										Pos C									
Season	G	GS	Min	FG	FGA	Pct	3fg	Att	Pct	FT	FTA	Pct	Off	Def	Total	Ast	PF	St	TO	Bl	Pts	Avg																	
2009-10	21	0	157	17	43	39.5	0	0	---	19	36	52.8	18	24	42	0	10	1	9	12	53	2.5																	

**Acquired** Traded by the Denver Nuggets along with a 2010 first round draft pick and cash considerations in exchange for a future conditional second round draft pick**Departed** Contract expired on June 30, 2010.**Bobby Hurley**

Years 1997-98			College Duke										No 12					Pos G									
Season	G	GS	Min	FG	FGA	Pct	3fg	Att	Pct	FT	FTA	Pct	Off	Def	Total	Ast	PF	St	TO	Bl	Pts	Avg					
1997-98	27	0	458	46	123	.374	1	7	.143	29	39	.744	5	25	30	97	43	10	44	0	122	4.5					

**Acquired** In a trade with Sacramento in Feb. 1998 along with Michael Smith in exchange for Otis Thorpe and Chris Robinson**Departed** Waived in Jan. 1999**Allen Iverson**

Years 2009-10			College Georgetown									No 3				Pos G									
Season	G	GS	Min	FG	FGA	Pct	3fg	Att	Pct	FT	FTA	Pct	Off	Def	Total	Ast	PF	St	TO	Bl	Pts	Avg			
2009-10	3	0	67	15	26	.577	1	1	1.000	6	12	.500	1	3	4	11	5	1	7	0	37	12.3			

**Acquired** Signed as a free agent on Sept. 10, 2009**Departed** Waived on Nov. 17, 2009**Bobby Jackson**

Years 2005-06			College Minnesota								No 24					Pos G									
Season	G	GS	Min	FG	FGA	Pct	3fg	Att	Pct	FT	FTA	Pct	Off	Def	Total	Ast	PF	St	TO	Bl	Pts	Avg			
2005-06	71	15	1775	286	748	.382	129	332	.389	107	146	.733	44	179	223	195	155	61	101	1	808	11.4			

**Acquired** Traded to Memphis from Sacramento with Greg Ostertag in exchange for Bonzi Wells on Aug. 2, 2005**Departed** Free agent not re-signed in July 2006**Jaren Jackson Jr.**

Years 2018-19					College Michigan State										No 13					Pos F/C				
Season	G	GS	Min	FG	FGA	Pct	3fg	Att	Pct	FT	FTA	Pct	Off	Def	Total	Ast	PF	St	TO	Bl	Pts	Avg		
2018-19	58	56	1515	298	589	.506	51	142	.359	151	197	.766	73	199	272	64	220	52	98	82	798	13.8		
2019-20	57	57	1622	353	753	.469	145	368	.394	139	186	.747	55	207	262	78	232	40	99	92	990	17.4		
Total	115	113	3137	651	1342	.485	196	510	.384	290	383	.757	128	406	534	142	452	92	197	174	1788	15.5		

**Acquired** Selected by Memphis with the fourth overall pick in the first round of the 2018 NBA Draft on June 21, 2018; signed a multi year contract on July 1, 2018**Josh Jackson**

Years 2019-20			College Kansas										No 20					Pos G/F									
Season	G	GS	Min	FG	FGA	Pct	3fg	Att	Pct	FT	FTA	Pct	Off	Def	Total	Ast	PF	St	TO	Bl	Pts	Avg					
2019-20	22	0	381	70	159	.440	23	72	.319	35	50	.700	11	55	66	35	40	18	28	9	198	7.4					

**Acquired** Traded by Phoenix with De'Anthony Melton, a 2020 second round draft pick and a 2021 second round draft pick to Memphis for Jevon Carter and Kyle Korver on July 7, 2019.**Departed** Contract expired Nov. 21, 2020.

INTRO

PLAYERS

EXECUTIVE

BASKETBALL  
OPSBUSINESS  
OPS

MEDIA

COMMUNITY

HISTORY

PLAYOFFS

REVIEW

OPPONENTS

NBA

FEDERATION

AT A GLANCE





# ALL-TIME ROSTER



## Casey Jacobsen

Years 2007-08			College Stanford								No 23					Pos G						
Season	G	GS	Min	FG	FGA	Pct	3fg	Att	Pct	FT	FTA	Pct	Off	Def	Total	Ast	PF	St	TO	Bl	Pts	Avg
2007-08	53	0	547	39	115	.339	16	72	.222	13	17	.765	12	53	65	20	34	5	16	1	107	2.0

**Acquired** Signed by Memphis as a free agent on July 24, 2007

**Departed** Free agent not re-signed and renounced on Aug. 8, 2008



## Marko Jaric

Years 2008-09 to 2009-10				From Belgrade, Serbia								No 55				Pos G							
Season	G	GS	Min	FG	FGA	Pct	3fg	Att	Pct	FT	FTA	Pct	Off	Def	Total	Ast	PF	St	TO	Bl	Pts	Avg	
2008-09	53	0	605	48	145	.331	11	28	.393	29	41	.707	23	42	65	74	62	29	49	11	136	2.6	

**Acquired** Traded by the Minnesota Timberwolves along with the draft rights to O.J. Mayo (third overall pick), Greg Buckner and Antoine Walker in exchange for the draft rights to Kevin Love (fifth), Mike Miller, Brian Cardinal and Jason Collins on June 26, 2008

**Departed** Waived on Dec. 24, 2009



## Alexander Johnson

Years 2006-07				College Florida State								No 32				Pos F							
Season	G	GS	Min	FG	FGA	Pct	3fg	Att	Pct	FT	FTA	Pct	Off	Def	Total	Ast	PF	St	TO	Bl	Pts	Avg	
2006-07	59	19	753	91	169	.538	0	0	---	78	118	.661	50	131	181	17	137	25	47	35	260	4.4	

**Acquired** Draft rights traded to Memphis by Portland in exchange for a second round pick in the 2008 NBA Draft on June 26, 2006

**Departed** Waived by the Grizzlies July 13, 2007



## Brice Johnson

Years 2017-18				College North Carolina								No 14				Pos F							
Season	G	GS	Min	FG	FGA	Pct	3fg	Att	Pct	FT	FTA	Pct	Off	Def	Total	Ast	PF	St	TO	Bl	Pts	Avg	
2017-18	9	0	60	13	31	.419	0	0	---	1	3	.333	7	11	18	1	6	3	1	4	27	3.0	

**Acquired** Traded by Detroit with a future second round draft pick to Memphis for James Ennis III on Feb. 8, 2018.

**Departed** Waived on March 27, 2018.



## Chris Johnson

Years 2012-13				College Dayton								No 4				Pos G							
Season	G	GS	Min	FG	FGA	Pct	3fg	Att	Pct	FT	FTA	Pct	Off	Def	Total	Ast	PF	St	TO	Bl	Pts	Avg	
2012-13	8	0	102	11	25	.440	6	18	.333	1	2	.500	5	6	11	2	5	4	3	0	29	3.6	

**Acquired** Signed the first of two 10-day contracts on Jan. 23, 2013

**Departed** Second 10-day contract expired



## James Johnson

Years 2013-14			College Wake Forest										No 3				Pos F						
Season	G	GS	Min	FG	FGA	Pct	3fg	Att	Pct	FT	FTA	Pct	Off	Def	Total	Ast	PF	St	TO	Bl	Pts	Avg	
2013-14	52	4	956	143	308	.464	22	87	.253	76	90	.844	60	106	166	111	102	42	66	57	384	7.4	

**Acquired:** Signed by Memphis as a free agent on Dec. 16, 2013

**Departed** Free agent not re-signed



## Omari Johnson

Years 2017-18				College Oregon State								No 14				Pos F							
Season	G	GS	Min	FG	FGA	Pct	3fg	Att	Pct	FT	FTA	Pct	Off	Def	Total	Ast	PF	St	TO	Bl	Pts	Avg	
2017-18	4	0	75	9	21	.429	4	12	.333	0	0	---	4	7	11	7	6	2	3	0	22	5.5	

**Acquired** Signed by Memphis to a multi-year contract on April 6, 2018

**Departed** Waived on June 24, 2018



**Bobby Jones**

Years 2007-08			College Washington								No 6					Pos G/F							
Season	G	GS	Min	FG	FGA	Pct	3fg	Att	Pct	FT	FTA	Pct	Off	Def	Total	Ast	PF	St	TO	Bl	Pts	Avg	
2007-08	9	2	137	14	36	.389	3	13	.231	9	10	.900	10	17	27	11	17	5	5	2	40	4.4	

**Acquired** Signed by Memphis to a 10-day contract on Jan. 10, 2008

**Departed** Second 10-day contract expired on Jan. 30, 2008

**Dahntay Jones**

Years 2003-04 to 2006-07					College Duke					No 30					Pos G/F							
Season	G	GS	Min	FG	FGA	Pct	3fg	Att	Pct	FT	FTA	Pct	Off	Def	Total	Ast	PF	St	TO	Bl	Pts	Avg
2003-04	20	0	154	15	53	.283	1	4	.250	5	11	.455	7	16	23	12	23	5	12	6	36	1.8
2004-05	52	7	649	83	190	.437	23	60	.383	44	64	.688	11	58	69	21	81	13	29	11	233	4.5
2005-06	71	4	967	109	263	.414	3	21	.143	60	93	.645	20	84	104	39	108	38	50	15	281	4.0
2006-07	78	25	1671	220	461	.477	5	12	.417	138	174	.793	47	106	153	68	192	39	92	22	583	7.5
Total	221	36	3441	427	967	.442	32	97	.330	247	342	.722	85	264	349	140	404	95	183	54	1133	5.1

**Acquired** Selected by the Boston Celtics in the 2003 NBA Draft (20th overall). Draft rights traded to Memphis along with the draft rights to Troy Bell (16th) in exchange for the draft rights to Marcus Banks (13th) and Kendrick Perkins (27th)

**Departed** Free agent not re-signed July 2007

**Damon Jones**

Years 2000-01				College Houston								No 11				Pos G							
Season	G	GS	Min	FG	FGA	Pct	3fg	Att	Pct	FT	FTA	Pct	Off	Def	Total	Ast	PF	St	TO	Bl	Pts	Avg	
2000-01	71	10	1415	170	416	.409	84	231	.364	37	52	.712	16	108	124	224	58	36	76	1	461	6.5	

**Acquired** Signed as a free agent in Aug. 2000

**Departed** Free agent not re-signed in July 2001

**Eddie Jones**

Years 2005-06 to 2006-07					College Temple					No 6					Pos G							
Season	G	GS	Min	FG	FGA	Pct	3fg	Att	Pct	FT	FTA	Pct	Off	Def	Total	Ast	PF	St	TO	Bl	Pts	Avg
2005-06	75	75	2437	292	722	.404	133	374	.356	168	215	.781	35	244	279	177	201	131	93	27	885	11.8
2006-07	29	14	561	57	151	.377	22	74	.297	25	34	.735	14	47	61	33	54	22	23	2	161	5.6
Total	104	89	2998	349	873	.400	155	448	.346	193	249	.775	49	291	340	210	255	153	116	29	1046	10.1

**Acquired** Traded to Memphis from Miami as part of a five-team trade on Aug. 2, 2005

**Departed** Waived on Jan. 30, 2007

**Tyus Jones**

Years 2019-20			College Duke								No 21					Pos G							
Season	G	GS	Min	FG	FGA	Pct	3fg	Att	Pct	FT	FTA	Pct	Off	Def	Total	Ast	PF	St	TO	Bl	Pts	Avg	
2019-20	65	6	1232	197	429	.459	47	124	.379	43	58	.741	9	94	103	285	44	59	55	6	484	9.0	

**Acquired** Signed a multi-year contract with Memphis on July 7, 2019

**Chris King**

Years 1995-96				College Wake Forest								No 17					Pos F						
Season	G	GS	Min	FG	FGA	Pct	3fg	Att	Pct	FT	FTA	Pct	Off	Def	Total	Ast	PF	St	TO	Bl	Pts	Avg	
1995-96	80	66	1930	250	585	.427	44	113	.389	90	136	.662	102	183	285	104	163	68	103	33	634	7.9	

**Acquired** Signed as a free agent in Oct. 1995

**Departed** Free agent not re-signed in July 1996

**Tarence Kinsey**

Years 2006-07 to 2007-08					College South Carolina					No 7					Pos G							
Season	G	GS	Min	FG	FGA	Pct	3fg	Att	Pct	FT	FTA	Pct	Off	Def	Total	Ast	PF	St	TO	Bl	Pts	Avg
2006-07	48	12	967	139	304	.457	13	46	.283	78	98	.796	29	68	97	41	57	53	46	1	369	7.7
2007-08	11	0	96	16	38	.421	3	7	.429	5	6	.833	3	9	12	2	11	3	3	0	40	3.6
Total	59	12	1063	155	342	.453	16	53	.302	83	104	.798	32	77	109	43	68	56	49	1	409	6.9

**Acquired** Signed by Memphis as a free agent on July 13, 2006

**Departed** Waived on Dec. 18, 2007

INTRO

PLAYERS

EXECUTIVE

BASKETBALL  
OPSBUSINESS  
OPS

MEDIA

COMMUNITY

HISTORY

PLAYOFFS

REVIEW

OPPONENTS

NBA

FEDERATION

AT A GLANCE





# ALL-TIME ROSTER



## Chris King

Years 1995-96			College Wake Forest										No 17					Pos F									
Season	G	GS	Min	FG	FGA	Pct	3fg	Att	Pct	FT	FTA	Pct	Off	Def	Total	Ast	PF	St	TO	Bl	Pts	Avg					
1995-96	80	66	1930	250	585	.427	44	113	.389	90	136	.662	102	183	285	104	163	68	103	3	634	7.9					
<b>Acquired</b> Signed as a free agent in Oct. 1995																											
<b>Departed</b> Free agent not re-signed in July 1996																											

**Acquired** Signed as a free agent in Oct. 1995

**Departed** Free agent not re-signed in July 1996



## John Konchar

Years 2019-20			College Fort Wayne										No 46				Pos G/F									
Season	G	GS	Min	FG	FGA	Pct	3fg	Att	Pct	FT	FTA	Pct	Off	Def	Total	Ast	PF	St	TO	Bl	Pts	Avg				
2019-20	19	0	181	24	37	.649	5	10	.500	1	2	.500	18	29	47	22	7	7	7	3	54	2.8				

**Acquired** Signed a two-way contract with Memphis on July 8, 2019; re-signed a multi-year contract on Nov. 22, 2020.



## Brevin Knight

Years 2001-02 to 2002-03										College Stanford										No 33										Pos G									
Season	G	GS	Min	FG	FGA	Pct	3fg	Att	Pct	FT	FTA	Pct	Off	Def	Total	Ast	PF	St	TO	Bl	Pts	Avg																	
2001-02	53	11	1151	141	334	.422	2	8	.250	87	115	.757	11	98	109	302	135	79	111	7	371	7.0																	
2002-03	55	4	928	97	228	.425	2	8	.250	20	37	.541	15	66	81	233	123	69	94	2	216	3.9																	
Total	108	15	2079	238	562	.423	4	16	.250	107	152	.704	26	164	190	535	258	141	205	9	587	5.4																	

**Acquired** Traded by the Hawks with Lorenzen Wright and the draft rights to Pau Gasol to the Memphis Grizzlies for Shareef Abdur-Rahim on July 19, 2001

**Departed** Traded to Phoenix in Sept. 2003 in exchange for Jake Tsakalidis and Bo Outlaw



## Kosta Koufos

Years 2013-14 to 2014-15									College Ohio State									No 41					Pos C				
Season	G	GS	Min	FG	FGA	Pct	3fg	Att	Pct	FT	FTA	Pct	Off	Def	Total	Ast	PF	St	TO	Bl	Pts	Avg					
2013-14	80	22	1349	227	459	.495	0	0	---	60	93	.645	160	258	418	39	182	32	67	71	514	6.4					
2014-15	81	3	1348	182	358	.508	0	0	---	55	85	.647	121	305	426	37	148	29	69	63	419	5.2					
Total	161	25	2697	409	817	.501	0	0	---	115	178	.646	281	563	844	76	330	61	136	134	933	5.8					

**Acquired** Traded by the Denver Nuggets to the Memphis Grizzlies for Darrell Arthur and the draft rights to Joffrey Lauvergne (55th overall in 2014 NBA Draft) on June 27, 2013

**Departed** Signed a multi-year free agent contract with Sacramento on July 13, 2015



## Acie Law

Years 2010-11			College Texas A&M										No 2				Pos G							
Season	G	GS	Min	FG	FGA	Pct	3fg	Att	Pct	FT	FTA	Pct	Off	Def	Total	Ast	PF	St	TO	Bl	Pts	Avg		
2010-11	11	0	94	3	19	.158	0	6	.000	6	10	.600	3	8	11	14	10	4	10	0	12	1.1		

**Acquired** Signed as a free agent on Aug. 5, 2010

**Departed** Waived on Dec. 4, 2010



## Eric Leckner

Years 1996-97			College Wyoming										No 55					Pos F						
Season	G	GS	Min	FG	FGA	Pct	3fg	Att	Pct	FT	FTA	Pct	Off	Def	Total	Ast	PF	St	TO	Bl	Pts	Avg		
1996-97	19	1	115	14	30	.467	0	0	---	6	12	.500	5	30	35	4	32	3	10	2	34	1.8		

**Acquired** Signed to a 10-day contract in Feb. 1997

**Departed** Free agent not re-signed in July 1997





### Courtney Lee

Years 2013-14 to 2015-16					College Western Kentucky					No 5					Pos G							
Season	G	GS	Min	FG	FGA	Pct	3fg	Att	Pct	FT	FTA	Pct	Off	Def	Total	Ast	PF	St	To	Bl	Pts	Avg
2013-14	49	47	1469	205	431	.476	49	142	.345	81	90	.900	21	117	138	83	90	45	48	19	540	11.0
2014-15	77	74	2354	288	643	.448	90	224	.402	111	129	.860	21	157	178	151	129	75	78	12	777	10.1
2015-16	51	37	1489	192	419	.458	51	138	.370	76	92	.826	19	99	118	76	79	52	49	16	511	10.0
Total	177	158	5312	685	1493	.459	190	504	.377	268	311	.862	61	373	434	310	298	173	175	47	1828	10.3

**Acquired** As part of a three-team trade, traded by the Boston Celtics with a 2016 second round draft pick to the Memphis Grizzlies; Memphis traded Jerryd Bayless to Boston and traded a 2014 second round draft pick and a 2017 second round draft pick to the Oklahoma City Thunder; Oklahoma City traded Ryan Gomes to Boston and traded cash considerations to Memphis on Jan. 7, 2014

**Departed** As part of a three-team trade, traded by Memphis to Charlotte; Charlotte traded two future second round draft picks and P.J. Hairston to Memphis and traded Brian Roberts to Miami; Miami traded two future second round draft picks and Chris Andersen to Memphis on Feb. 16, 2016



### Jon Leuer

Years 2012-13 to 2014-15					College Wisconsin					No 30					Pos F							
Season	G	GS	Min	FG	FGA	Pct	3fg	Att	Pct	FT	FTA	Pct	Off	Def	Total	Ast	PF	St	To	Bl	Pts	Avg
2012-13	19	0	96	15	24	.625	0	0	---	4	7	.571	8	16	24	3	10	4	3	0	34	1.8
2013-14	49	0	642	121	246	.492	23	49	.469	37	47	.787	37	121	158	20	63	18	27	13	302	6.2
2014-15	63	6	824	121	273	.443	7	29	.241	37	59	.627	50	157	207	46	86	17	35	9	286	4.5
Total	131	6	1562	257	543	.473	30	78	.385	78	113	.690	95	294	389	69	159	39	65	22	622	4.7

**Acquired** Traded by the Cleveland Cavaliers to the Memphis Grizzlies for Marreese Speights, Wayne Ellington, Josh Selby and a 2013 first round draft pick on Jan. 22, 2013

**Departed** Traded by Memphis to Phoenix for the draft rights to Andrew Harrison (44th overall) on June 25, 2015



### Grant Long

Years 1999-00 to 2001-02				College Eastern Michigan				No 43				Pos F										
Season	G	GS	Min	FG	FGA	Pct	3fg	Att	Pct	FT	FTA	Pct	Off	Def	Total	Ast	PF	St	To	Bl	Pts	Avg
1999-00	42	1	920	74	167	.443	0	4	.000	55	71	.775	86	148	234	43	108	45	49	10	203	4.8
2000-01	66	27	1507	140	319	.439	4	15	.267	112	157	.713	76	198	274	83	160	72	62	15	396	6.0
2001-02	66	56	1868	164	385	.426	3	17	.176	86	123	.699	31	200	231	136	123	63	103	12	417	6.3
Total	174	84	4295	378	871	.434	7	36	.194	253	351	.720	193	546	739	262	391	180	214	37	1016	5.8

**Acquired** Signed as a free agent in Sept. 1999

**Departed** Free agent not re-signed in July 2002



### Felipe Lopez

Years 1998-99 to 1999-00					College St. John's					No 13					Pos G							
Season	G	GS	Min	FG	FGA	Pct	3fg	Att	Pct	FT	FTA	Pct	Off	Def	Total	Ast	PF	St	TO	Bl	Pts	Avg
1998-99	47	32	1218	169	379	.446	12	44	.273	87	135	.644	69	97	166	62	128	49	82	14	437	9.3
1999-00	65	0	781	111	261	.425	3	18	.167	67	109	.615	59	65	124	44	94	32	53	17	292	4.5
Total	112	32	1999	280	640	.438	15	62	.242	154	244	.631	128	162	290	106	222	81	135	31	729	6.5

**Acquired** In a trade with San Antonio in June 1998 along with Carl Herrera in exchange for Antonio Daniels

**Departed** Traded to Washington in Aug. 2000 along with Obinna Ekezie, Cherokee Parks and Dennis Scott in exchange for Isaac Austin



### Kyle Lowry

Years 2006-07 to 2008-09					College Villanova					No 1					Pos G							
Season	G	GS	Min	FG	FGA	Pct	3fg	Att	Pct	FT	FTA	Pct	Off	Def	Total	Ast	PF	St	To	Bl	Pts	Avg
2006-07	10	0	175	14	38	.368	3	8	.375	25	28	.893	12	19	31	32	20	14	12	1	56	5.6
2007-08	82	9	2089	256	592	.432	36	140	.257	243	348	.698	41	209	250	296	185	92	127	22	791	9.6
2008-09	49	21	1071	112	272	.412	17	69	.246	129	161	.801	13	98	111	178	89	48	79	8	370	7.6
Total	141	30	3335	382	902	.424	56	217	.258	397	537	.739	66	326	392	506	294	154	218	31	1217	8.6

**Acquired** Selected by Memphis in the first round (24th overall) in the 2006 NBA Draft

**Departed** Traded to the Houston Rockets in exchange for the Orlando Magic's 2009 unprotected first round pick, Adonal Foyle, Mike Wilks and cash considerations as part of a three-team deal also involving Orlando on Feb. 19, 2009



### Kalin Lucas

Years 2014-15				College Michigan State								No 27				Pos G							
Season	G	GS	Min	FG	FGA	Pct	3fg	Att	Pct	FT	FTA	Pct	Off	Def	Total	Ast	PF	St	TO	Bl	Pts	Avg	
2014-15	1	0	6	0	1	.000	0	0	---	0	0	---	0	0	0	0	1	1	0	0	0	0.0	

**Acquired** (1) Signed by Memphis as a free agent on Sept. 25, 2014; (2) Re-signed by Memphis as a Call-Up from the NBA Development League's Iowa Energy on Nov. 4, 2014; (3) Re-signed by Memphis as a Call-Up from the Iowa Energy on Nov. 19, 2014

**Departed** Waived on Oct. 25, 2014; (2) Waived on Nov. 9, 2014; (3) Waived on Nov. 20, 2014





# ALL-TIME ROSTER



## George Lynch

Years 1996-97 to 1997-98				College North Carolina							No 34/9				Pos F							
Season	G	GS	Min	FG	FGA	Pct	3fg	Att	Pct	FT	FTA	Pct	Off	Def	Total	Ast	PF	St	TO	Bl	Pts	Avg
1996-97	41	27	1059	137	291	.471	8	31	.258	60	97	.619	98	163	261	76	97	63	64	17	342	8.3
1997-98	82	0	1493	248	516	.481	9	30	.300	111	158	.703	147	215	362	122	161	65	104	41	616	7.5
Total	123	27	2552	385	807	.477	17	61	.279	171	255	.671	245	378	623	198	258	128	168	58	958	7.8

**Acquired** In a trade with LA Lakers in July 1996 along with Anthony Peeler and a 2nd round pick in 1998 and 1999 for the Grizzlies 2nd round pick in 1998 and 1999

**Departed** Free agent not re-signed July 1998



## Sam Mack

Years 1997-98 to 1998-99				College Houston				No 7				Pos G/F										
Season	G	GS	Min	FG	FGA	Pct	3fg	Att	Pct	FT	FTA	Pct	Off	Def	Total	Ast	PF	St	TO	Bl	Pts	Avg
1997-98	57	54	1414	222	559	.397	110	269	.409	62	77	.805	30	103	133	101	117	41	69	11	616	10.8
1998-99	19	15	577	86	212	.406	42	108	.389	28	30	.933	7	46	53	23	53	20	20	1	242	12.7
Total	76	69	1991	308	771	.399	152	377	.403	90	107	.841	37	149	186	124	170	61	89	12	858	11.3

**Acquired** In a trade with Houston in Oct. 1997 in exchange for a 2nd round draft pick

**Departed** Traded to Houston in March 1999 in exchange for Rodrick Rhodes



## Shelvin Mack

Years 2018-19			College Butler								No 6						Pos G					
Season	G	GS	Min	FG	FGA	Pct	3fg	Att	Pct	FT	FTA	Pct	Off	Def	Total	Ast	PF	St	TO	Bl	Pts	Avg
2018-19	53	3	1204	161	389	.414	46	128	.359	53	75	.707	18	84	102	182	81	45	62	4	421	7.9

**Acquired** Signed a contract with Memphis on Aug. 7, 2018

**Departed** Traded by Memphis for Tyler Dorsey on Feb. 7, 2019



## Rich Manning

Years 1995-96 to 1996-97										College Washington				No 15				Pos C				
Season	G	GS	Min	FG	FGA	Pct	3fg	Att	Pct	FT	FTA	Pct	Off	Def	Total	Ast	PF	St	TO	Bl	Pts	Avg
1995-96	29	0	311	49	113	.434	0	1	.000	9	14	.643	16	39	55	7	37	3	17	6	107	3.7
1996-97	16	1	128	18	48	.375	2	3	.667	6	8	.750	8	15	23	2	18	3	5	1	44	2.8
Total	45	1	439	67	161	.416	2	4	.500	15	22	.682	24	54	78	9	55	6	22	7	151	3.4

**Acquired** 1) Signed to a free agent contract in Oct. 1995; 2) Signed to a free agent contract in Jan. 1996

**Departed** 1) Waived in Nov. 1995; 2) Waived in Jan. 1997



## Cuonzo Martin

Years 1995-96			College Purdue										No 40				Pos G									
Season	G	GS	Min	FG	FGA	Pct	3fg	Att	Pct	FT	FTA	Pct	Off	Def	Total	Ast	PF	St	TO	Bl	Pts	Avg				
1995-96	4	0	19	3	5	.600	3	3	1.000	0	2	.000	1	1	2	2	1	1	1	0	9	2.3				

**Acquired** Signed to a 10-day contract in April 1996

**Departed** Free agent not re-signed in July 1996



## Darrick Martin

Years 1995-96			College UCLA								No 5					Pos G						
Season	G	GS	Min	FG	FGA	Pct	3fg	Att	Pct	FT	FTA	Pct	Off	Def	Total	Ast	PF	St	TO	Bl	Pts	Avg
1995-96	24	0	402	59	131	.450	5	22	.227	38	46	.826	13	25	38	61	47	27	37	1	161	6.7

**Acquired** Signed as a free agent in Nov. 1995

**Departed** Traded to Minnesota in Jan. 1996 in exchange for a second round draft choice



## Jarell Martin

Years 2015-16 to 2017-18					College Louisiana State					No 10					Pos F							
Season	G	GS	Min	FG	FGA	Pct	3fg	Att	Pct	FT	FTA	Pct	Off	Def	Total	Ast	PF	St	TO	Bl	Pts	Avg
2015-16	27	0	380	54	116	.466	0	2	.000	45	62	.726	39	47	86	15	58	8	19	7	153	5.7
2016-17	42	3	558	58	151	.384	9	25	.360	40	50	.800	42	120	162	8	91	17	28	9	165	3.9
2017-18	73	36	1661	221	496	.446	34	98	.347	89	116	.767	97	221	318	73	221	39	86	49	565	7.7
Total	142	39	2599	333	766	.436	43	125	.344	174	228	.763	178	388	566	96	360	64	133	65	883	6.2

**Acquired** Drafted by Memphis in the first round (25th overall) of the 2015 NBA Draft on June 25, 2015

**Departed** Traded by Memphis with cash considerations to Orlando for Dakari Johnson and the draft rights to Tyler Harvey on July 23, 2018



**Tony Massenburg**

Years 1997-98 to 1998-99, 2000-01 to 2001-02									College Maryland						No 44				Pos F/C			
Season	G	GS	Min	FG	FGA	Pct	3fg	Att	Pct	FT	FTA	Pct	Off	Def	Total	Ast	PF	St	TO	Bl	Pts	Avg
1997-98	61	13	894	148	309	.479	0	0	---	100	137	.730	80	152	232	21	123	25	60	24	396	6.5
1998-99	43	35	1143	189	388	.487	0	2	.000	103	155	.665	83	174	257	23	108	26	64	39	481	11.2
2000-01	52	20	823	92	199	.462	0	0	---	49	70	.700	75	135	210	9	122	10	48	28	233	4.5
2001-02	73	31	1247	159	349	.456	1	1	1.000	84	117	.718	100	224	324	26	174	30	65	31	403	5.5
Total	229	99	4107	588	1245	.472	1	3	.333	336	479	.701	338	685	1023	79	527	91	237	122	1513	6.6

**Acquired** 1) In a trade with Boston in Oct. 1997 along with a second round draft pick in exchange for Roy Rogers; 2) Signed as a free agent in Aug. 2000

**Departed** 1) Traded to Houston in a three-way deal in Aug. 1999; 2) Free agent not re-signed in July 2002

**Lee Mayberry**

Years 1996-97 to 1998-99					College Arkansas					No 11					Pos G							
Season	G	GS	Min	FG	FGA	Pct	3fg	Att	Pct	FT	FTA	Pct	Off	Def	Total	Ast	PF	St	TO	Bl	Pts	Avg
1996-97	80	38	1952	149	370	.403	83	221	.376	29	46	.630	29	105	134	329	159	60	90	8	410	5.1
1997-98	79	32	1835	131	349	.375	63	180	.350	38	51	.745	19	95	114	349	164	65	113	10	363	4.6
1998-99	9	0	126	7	19	.368	2	10	.200	4	5	.800	0	3	3	23	13	7	11	0	20	2.2
Total	168	70	3913	287	738	.389	148	411	.360	71	102	.696	48	203	251	701	336	132	214	18	793	4.7

**Acquired** Signed as a free agent in July 1996

**Departed** Traded to Houston in a three-way deal in Aug. 1999

**O.J. Mayo**

Years 2008-09 to 2011-12										College USC				No 32				Pos G				
Season	G	GS	Min	FG	FGA	Pct	3fg	Att	Pct	FT	FTA	Pct	Off	Def	Total	Ast	PF	St	TO	Bl	Pts	Avg
2008-09	82	82	3120	562	1283	.438	145	378	.384	247	281	.879	56	252	308	262	204	91	226	13	1516	18.5
2009-10	82	82	3113	542	1183	.458	136	355	.383	212	262	.809	61	250	311	242	174	98	176	17	1432	17.5
2010-11	71	17	1869	304	747	.407	96	264	.364	99	131	.756	35	135	170	145	127	73	99	26	803	11.3
2011-12	66	0	1771	300	736	.408	100	275	.364	133	172	.773	30	180	210	169	137	71	124	23	833	12.6
Total	301	181	9873	1708	3949	.433	477	1272	.375	691	846	.817	182	817	999	818	642	333	625	79	4584	15.2

**Acquired** Draft rights (third overall pick in the 2008 NBA Draft) traded by the Minnesota Timberwolves along with Marko Jaric, Antoine Walker and Greg Buckner in exchange for the draft rights to Kevin Love (fifth), Mike Miller, Brian Cardinal and Jason Collins on June 26, 2008

**Departed** Free agent not re-signed

**Ray McCallum**

Years 2015-16				High School Detroit Mercy								No 5				Pos G							
Season	G	GS	Min	FG	FGA	Pct	3fg	Att	Pct	FT	FTA	Pct	Off	Def	Total	Ast	PF	St	TO	Bl	Pts	Avg	
2015-16	10	3	219	28	79	.354	10	26	.385	3	5	.600	2	14	16	27	15	7	13	3	69	6.9	

**Acquired** Signed by Memphis to the first of two 10-day contracts pursuant to the NBA's hardship rules on March 12, 2016

**Departed** Second 10-day contract expired on April 1, 2016

**Ben McLemore**

Years 2017-18				College Kansas								No 23				Pos G/F							
Season	G	GS	Min	FG	FGA	Pct	3fg	Att	Pct	FT	FTA	Pct	Off	Def	Total	Ast	PF	St	TO	Bl	Pts	Avg	
2017-18	56	17	1091	157	373	.421	55	159	.346	53	64	.828	34	105	139	51	139	38	61	15	422	7.5	

**Acquired** Signed by Memphis to a multi-year contract on July 6, 2017.

**Departed** Traded by Memphis with Deontay Davis, a 2021 second round draft pick and cash considerations for Garrett Temple on July 17, 2018.

**De'Anthony Melton**

Years 2019-20				College USC								No 0				Pos G							
Season	G	GS	Min	FG	FGA	Pct	3fg	Att	Pct	FT	FTA	Pct	Off	Def	Total	Ast	PF	St	TO	Bl	Pts	Avg	
2019-20	60	8	1167	161	401	.401	40	140	.286	93	121	.769	43	177	220	175	109	77	84	20	455	7.6	

**Acquired** Traded by Phoenix with Josh Jackson, a 2020 second round draft pick and a 2021 second round draft pick to Memphis for Jevon Carter and Kyle Korver on July 7, 2019.

INTRO

PLAYERS

EXECUTIVE

BASEBALL OPS

BUSINESS OPS

MEDIA

COMMUNITY

HISTORY

PLAYOFFS

REVIEW

OPPONENTS

NBA

FEDERATION

AT A GLANCE





# ALL-TIME ROSTER



## C.J. Miles

Years 2018-19			College Skyline HS (TX)										No 6				Pos F							
Season	G	GS	Min	FG	FGA	Pct	3fg	Att	Pct	FT	FTA	Pct	Off	Def	Total	Ast	PF	St	TO	Bl	Pts	Avg		
2018-19	13	0	294	42	105	.400	24	66	.364	13	14	.929	1	26	27	14	17	8	9	5	121	9.3		

**Acquired** Traded by Toronto with Jonas Valanciunas, Delon Wright and a 2024 second round draft pick to Memphis for Marc Gasol on Feb. 7, 2018  
**Departed** Traded by Memphis to Washington for Dwight Howard on July 6, 2019



## Darius Miles

Years 2008-09				High School East St. Louis HS (IL)								No 3				Pos F							
Season	G	GS	Min	FG	FGA	Pct	3fg	Att	Pct	FT	FTA	Pct	Off	Def	Total	Ast	PF	St	TO	Bl	Pts	Avg	
2008-09	34	0	298	48	99	.485	1	6	.167	23	31	.742	19	38	57	17	32	11	21	20	120	3.5	

**Acquired** Originally signed as a free agent on Dec. 13, 2008 but was waived on Jan. 7, 2009. Re-signed with the team to the first of two consecutive 10-day contracts on Jan. 10, 2009 before signing for the remainder of the season on Jan. 30, 2009  
**Departed** Free agent not re-signed and renounced on July 9, 2009



## Darko Milicic

Years 2007-08 to 2008-09				From Novi Sad, Serbia				No 31				Pos C										
Season	G	GS	Min	FG	FGA	Pct	3fg	Att	Pct	FT	FTA	Pct	Off	Def	Total	Ast	PF	St	TO	Bl	Pts	Avg
2007-08	70	64	1663	219	500	.438	0	1	.000	67	121	.554	127	297	424	58	185	32	101	114	505	7.2
2008-09	61	15	1034	137	266	.515	0	---	59	105	.562	83	181	264	34	134	22	48	51	333	5.5	
Total	131	79	2697	356	766	.465	0	1	.000	126	226	.558	210	478	688	92	319	54	149	165	838	6.4

**Acquired** Signed as a free agent on July 13, 2007  
**Departed** Traded to the New York Knicks in exchange for Quentin Richardson and cash considerations on June 25, 2009



## Mike Miller

Years 2002-03 to 2007-08, 2013-14				College Florida				No 33				Pos G/F										
Season	G	GS	Min	FG	FGA	Pct	3fg	Att	Pct	FT	FTA	Pct	Off	Def	Total	Ast	PF	St	TO	Bl	Pts	Avg
2002-03	16	13	360	77	151	.510	22	44	.500	29	36	.806	6	49	55	31	34	6	26	5	205	12.8
2003-04	65	65	1770	270	616	.436	80	215	.372	102	149	.766	42	174	216	232	162	59	107	14	722	11.1
2004-05	76	51	2278	387	766	.505	140	323	.433	108	150	.720	36	264	300	220	197	54	127	23	1022	13.4
2005-06	74	9	2268	354	760	.466	138	339	.407	168	210	.800	42	355	397	200	173	52	140	27	1014	13.7
2006-07	70	69	2740	465	1010	.460	202	498	.406	161	203	.793	52	326	378	298	138	54	179	18	1293	18.5
2007-08	70	70	2474	414	824	.502	155	359	.432	164	212	.774	51	416	467	240	145	35	182	16	1147	16.4
2013-14	82	4	1707	213	443	.481	107	233	.459	46	56	.821	30	177	207	130	95	26	77	5	579	7.1
Total	453	281	13597	2180	4570	.477	844	2011	.420	778	1008	.772	259	1761	2020	1351	944	286	838	108	5982	13.2

**Acquired** 1) Traded by Orlando with Ryan Humphrey, a future first-round draft pick and a future second round draft pick for Gordan Giricek and Drew Gooden on Feb. 19, 2003; 2) Signed as a free agent on July 30, 2013

**Departed** 1) Traded by the Memphis Grizzlies with the draft rights to Kevin Love (fifth overall in 2008), Brian Cardinal and Jason Collins to the Minnesota Timberwolves for the draft rights to O.J. Mayo (third overall in 2008), Greg Buckner, Marko Jaric and Antoine Walker on June 24, 2009; 2) Free agent not re-signed



## Eric Mobley

Years 1995-96 to 1996-97										College Pittsburgh				No 52				Pos C				
Season	G	GS	Min	FG	FGA	Pct	3fg	Att	Pct	FT	FTA	Pct	Off	Def	Total	Ast	PF	St	TO	Bl	Pts	Avg
1995-96	34	1	611	72	131	.550	1	2	.500	37	83	.446	51	77	128	22	82	13	49	23	182	5.4
1996-97	28	8	307	28	63	.444	0	0	---	16	30	.533	30	28	58	14	44	5	29	10	72	2.6
Total	62	9	918	100	194	.515	1	2	.500	53	113	.469	81	105	186	36	126	18	78	33	254	4.1

**Acquired** In a trade with Milwaukee in Nov. 1995 along with Eric Murdock in exchange for Benoit Benjamin  
**Departed** Waived in Oct. 1997



## Ja Morant

Years 2019-20				College Murray State								No 12				Pos G							
Season	G	GS	Min	FG	FGA	Pct	3fg	Att	Pct	FT	FTA	Pct	Off	Def	Total	Ast	PF	St	TO	Bl	Pts	Avg	
2019-20	67	67	2074	447	937	.477	60	179	.335	239	308	.776	51	208	259	488	110	58	220	18	1193	17.8	

**Acquired** Selected by Memphis with the second overall pick in the first round of the 2019 NBA Draft on June 20, 2019.



**Darius Morris**

Years 2013-14			College Michigan									No 7				Pos G						
Season	G	GS	Min	FG	FGA	Pct	3fg	Att	Pct	FT	FTA	Pct	Off	Def	Total	Ast	PF	St	TO	Bl	Pts	Avg
2013-14	5	0	66	6	16	.375	2	7	.286	1	3	.333	4	4	8	8	3	3	6	0	15	3.0

**Acquired** Signed a 10-day contract with Memphis on Feb. 3, 2014

**Departed** Not re-signed by Memphis on Feb. 14, 2014; 10-day contract expired

**Lawrence Moten**

Years 1995-96 to 1996-97				College Syracuse				No 7/21				Pos G										
Season	G	GS	Min	FG	FGA	Pct	3fg	Att	Pct	FT	FTA	Pct	Off	Def	Total	Ast	PF	St	TO	Bl	Pts	Avg
1995-96	44	3	573	112	247	.453	18	55	.327	49	75	.653	36	25	61	50	54	29	44	8	291	6.6
1996-97	67	18	1214	171	441	.388	41	141	.291	64	99	.646	43	76	119	129	83	48	81	24	447	6.7
Total	111	21	1787	283	688	.411	59	196	.301	113	174	.649	79	101	180	179	137	77	125	32	738	6.6

**Acquired** Drafted 36th overall by the Grizzlies in the 1995 NBA Draft

**Departed** Free agent not re-signed July 1997

**Xavier Munford**

Years 2015-16			College Rhode Island										No 14				Pos G						
Season	G	GS	Min	FG	FGA	Pct	3fg	Att	Pct	FT	FTA	Pct	Off	Def	Total	Ast	PF	St	TO	Bl	Pts	Avg	
2015-16	14	0	244	32	77	.416	9	23	.391	7	14	.500	3	28	31	22	25	13	15	3	80	5.7	

**Acquired** Signed by Memphis to the first of two 10-day contracts pursuant to the NBA's hardship rules on March 16, 2016 and signed a multi-year contract on April 7, 2016

**Departed** Became a free agent on July 1, 2016

**Eric Murdock**

Years 1995-96				College Providence								No 14				Pos G							
Season	G	GS	Min	FG	FGA	Pct	3fg	Att	Pct	FT	FTA	Pct	Off	Def	Total	Ast	PF	St	TO	Bl	Pts	Avg	
1995-96	64	14	1480	220	521	.422	39	122	.320	106	131	.809	21	134	155	292	124	129	120	9	585	9.1	

**Acquired** In a trade with Milwaukee in Nov. 1995 along with Eric Mobley in exchange for Benoit Benjamin

**Departed** Grizzlies renounced his rights in July 1996

**Juan Carlos Navarro**

Years 2007-08				From Saint Feliu de Llobregat, Spain								No 2				Pos G							
Season	G	GS	Min	FG	FGA	Pct	3fg	Att	Pct	FT	FTA	Pct	Off	Def	Total	Ast	PF	St	TO	Bl	Pts	Avg	
2007-08	82	30	2117	308	766	.402	156	432	.361	124	146	.849	34	176	210	177	94	48	134	1	896	10.9	

**Acquired** Draft rights traded from Washington for a future protected first round pick on Aug. 17, 2007

**Departed** Signed with F.C. Barcelona (Spain) on June 18, 2008

**Makhtar N'Diaye**

Years 1998-99			College North Carolina										No 40				Pos F							
Season	G	GS	Min	FG	FGA	Pct	3fg	Att	Pct	FT	FTA	Pct	Off	Def	Total	Ast	PF	St	TO	Bl	Pts	Avg		
1998-99	4	0	27	1	4	.250	0	0	---	3	4	.750	3	2	5	1	9	0	1	1	5	1.3		

**Acquired** Signed as a free agent in Jan. 1999

**Departed** Traded to Orlando in a three-way deal in Aug. 1999

**Ivano Newbill**

Years 1997-98				College Georgia Tech								No 40				Pos C							
Season	G	GS	Min	FG	FGA	Pct	3fg	Att	Pct	FT	FTA	Pct	Off	Def	Total	Ast	PF	St	TO	Bl	Pts	Avg	
1997-98	28	2	249	20	57	.351	1	1	1.000	17	30	.567	24	45	69	9	38	10	17	3	58	2.1	

**Acquired** Signed as a free agent in Sept. 1997

**Departed** Free agent not re-signed July 1998





# ALL-TIME ROSTER




## Joakim Noah

Years 2018-19				College Florida								No 55				Pos C							
Season	G	GS	Min	FG	FGA	Pct	3fg	Att	Pct	FT	FTA	Pct	Off	Def	Total	Ast	PF	St	TO	Bl	Pts	Avg	
2018-19	42	1	693	110	213	.516	0	1	.000	78	109	.716	58	180	238	89	96	20	50	31	298	7.1	

**Acquired** Signed a contract with Memphis on Dec. 3, 2018

**Departed** Became a free agent on July 1, 2019



## Moochie Norris

Years 1996-97				College West Florida								No 10				Pos G							
Season	G	GS	Min	FG	FGA	Pct	3fg	Att	Pct	FT	FTA	Pct	Off	Def	Total	Ast	PF	St	TO	Bl	Pts	Avg	
1996-97	8	0	89	4	22	.182	2	10	.200	2	5	.400	3	9	12	23	5	4	5	0	12	1.5	

**Acquired** Signed as a free agent in Dec. 1996

**Departed** Waived in Dec. 1996



## Bo Outlaw

Years 2003-04				College Houston								No 45				Pos F							
Season	G	GS	Min	FG	FGA	Pct	3fg	Att	Pct	FT	FTA	Pct	Off	Def	Total	Ast	PF	St	TO	Bl	Pts	Avg	
2003-04	82	1	1606	159	312	.510	0	4	.000	61	116	.526	125	217	342	90	170	73	69	70	379	4.6	

**Acquired** Traded by Phoenix along with Jake Tsakalidis in exchange for Brevin Knight, Cezary Trybanski and Robert Archibald on Sept. 30, 2003

**Departed** Waived Nov. 1, 2004



## Chris Owens

Years 2002-03				College Texas								No 20				Pos F							
Season	G	GS	Min	FG	FGA	Pct	3fg	Att	Pct	FT	FTA	Pct	Off	Def	Total	Ast	PF	St	TO	Bl	Pts	Avg	
2002-03	1	0	6	2	3	.667	0	0	---	0	0	---	1	0	1	0	0	0	0	0	4	4.0	

**Acquired** Selected by the Milwaukee Bucks in the second round (48th overall pick) in the 2002 NBA Draft. Draft rights traded by the Bucks to the Memphis Grizzlies for the 2003 second-round draft pick

**Departed** Free agent not re-signed in July 2003



## Scott Padgett

Years 2006-07				College Kentucky								No 34				Pos F							
Season	G	GS	Min	FG	FGA	Pct	3fg	Att	Pct	FT	FTA	Pct	Off	Def	Total	Ast	PF	St	TO	Bl	Pts	Avg	
2006-07	7	0	33	1	7	.143	0	4	.000	0	2	.000	5	4	9	0	2	1	1	0	2	0.3	

**Acquired** Traded to Memphis by Houston in exchange for Jake Tsakalidis on Feb. 13, 2007

**Departed** Waived by Memphis on April 4, 2007



## Milt Palacio

Years 1999-00				College Colorado State								No 5				Pos G							
Season	G	GS	Min	FG	FGA	Pct	3fg	Att	Pct	FT	FTA	Pct	Off	Def	Total	Ast	PF	St	TO	Bl	Pts	Avg	
1999-00	53	0	394	43	98	.439	0	2	.000	22	37	.595	17	34	51	48	32	20	44	0	108	2.0	

**Acquired** Signed as a free agent in Sept. 1999

**Departed** Free agent not re-signed July 2000



## Jeremy Pargo

Years 2011-12				College Gonzaga								No 1				Pos G							
Season	G	GS	Min	FG	FGA	Pct	3fg	Att	Pct	FT	FTA	Pct	Off	Def	Total	Ast	PF	St	TO	Bl	Pts	Avg	
2011-12	44	5	424	50	150	.333	10	38	.263	16	27	.593	12	25	37	55	46	15	46	0	126	2.9	

**Acquired** Signed as a free agent on Dec. 10, 2011

**Departed** Traded to the Cleveland Cavaliers with a 2014 second round pick and cash considerations for D.J. Kennedy on July 25, 2012



**Chandler Parsons**

Years 2016-17 to 2018-19										College Florida					No 25					Pos F						
Season	G	GS	Min	FG	FGA	Pct	3fg	Att	Pct	FT	FTA	Pct	Off	Def	Total	Ast	PF	St	TO	Bl	Pts	Avg				
2016-17	34	34	675	75	222	.338	25	93	.269	35	43	.814	6	78	84	55	52	20	24	5	210	6.2				
2017-18	36	8	691	108	234	.462	51	121	.421	17	27	.630	14	76	90	69	53	18	35	11	284	7.9				
2018-19	25	3	496	68	182	.374	29	94	.309	22	25	.880	4	66	70	43	45	19	32	5	187	7.5				
Total	95	45	1862	251	638	.393	105	308	.341	74	95	.779	24	220	244	167	150	57	91	21	681	7.2				

**Acquired** Signed by Memphis to a multi-year contract on July 7, 2016**Departed** Traded by Memphis to Atlanta for Solomon Hill and Miles Plumlee on July 7, 2019**Cherokee Parks**

Years 1998-99 to 1999-00										College Duke				No 1				Pos F/C						
Season	G	GS	Min	FG	FGA	Pct	3fg	Att	Pct	FT	FTA	Pct	Off	Def	Total	Ast	PF	St	TO	Bl	Pts	Avg		
1998-99	48	41	1118	118	275	.429	0	1	.000	30	55	.545	75	168	243	36	114	28	49	28	266	5.5		
1999-00	56	14	808	72	145	.497	0	1	.000	24	37	.649	55	128	183	35	115	29	28	45	168	3.0		
Total	104	55	1926	190	420	.452	0	2	.000	54	92	.587	130	296	426	71	229	57	77	73	434	4.2		

**Acquired** Signed as a free agent in Jan. 1999**Departed** Traded to Washington in Aug. 2000 along with Obinna Ekezie, Felipe Lopez and Dennis Scott in exchange for Isaac Austin**Anthony Peeler**

Years 1996-97 to 1997-98										College Missouri				No 7/1				Pos G							
Season	G	GS	Min	FG	FGA	Pct	3fg	Att	Pct	FT	FTA	Pct	Off	Def	Total	Ast	PF	St	TO	Bl	Pts	Avg			
1996-97	72	57	2291	402	1011	.398	128	343	.373	109	133	.820	54	193	247	256	168	105	157	17	1041	14.5			
1997-98	8	8	202	35	72	.486	5	19	.263	4	6	.667	6	14	20	23	16	9	6	0	79	9.9			
Total	80	65	2493	437	1083	.404	133	362	.367	113	139	.813	60	207	267	279	184	114	163	17	1120	14.0			

**Acquired** In a trade with LA Lakers in July 1996 along with George Lynch and a second round pick in 1998 and 1999 for the Grizzlies second round pick in 1998 and 1999**Departed** Traded to Minnesota on Feb. 18, 1998 in exchange for Doug West**Elliot Perry**

Years 2001-02			College Memphis										No 5				Pos G									
Season	G	GS	Min	FG	FGA	Pct	3fg	Att	Pct	FT	FTA	Pct	Off	Def	Total	Ast	PF	St	TO	Bl	Pts	Avg				
2001-02	2	0	48	5	10	.500	0	0	---	1	2	.500	0	4	4	7	6	3	7	0	11	5.5				

**Acquired** Signed to a 10-day contract in Feb. 2002**Departed** Free agent not re-signed in Feb. 2002**Wesley Person**

Years 2002-03 to 2003-04										College Auburn										No 1				Pos G/F							
Season	G	GS	Min	FG	FGA	Pct	3fg	Att	Pct	FT	FTA	Pct	Off	Def	Total	Ast	PF	St	TO	Bl	Pts	Avg									
2002-03	66	44	1941	274	601	.456	100	231	.433	79	97	.814	24	168	192	112	64	42	56	19	727	11.0									
2003-04	16	0	284	33	107	.308	11	43	.256	6	8	.750	2	16	18	23	11	5	16	2	83	5.2									
Total	82	44	2225	307	708	.433	111	274	.405	85	105	.810	26	184	210	135	75	47	72	21	75	11.1									

**Acquired** Traded by the Cavaliers to the Memphis Grizzlies for Nick Anderson and the draft rights to Mark Barnes on June 26, 2002**Departed** Traded to Portland with a conditional first round draft pick and cash considerations in Dec. 2003 in exchange for Bonzi Wells**Dexter Pittman**

Years 2012-13				College Texas							No 45				Pos C							
Season	G	GS	Min	FG	FGA	Pct	3fg	Att	Pct	FT	FTA	Pct	Off	Def	Total	Ast	PF	St	TO	Bl	Pts	Avg
2012-13	7	0	20	1	6	.167	0	0	---	0	3	.000	3	2	5	0	4	0	1	0	2	0.3

**Acquired** Traded by the Miami Heat with a 2013 second round draft pick and cash considerations to the Memphis Grizzlies for the draft rights to Ricky Sanchez on Feb. 21, 2013**Departed** Waived on April 14, 2013

INTRO

PLAYERS

EXECUTIVE

BASKETBALL  
OPSBUSINESS  
OPS

MEDIA

COMMUNITY

HISTORY

PLAYOFFS

REVIEW

OPPONENTS

NBA

FEDERATION

AT A GLANCE





# ALL-TIME ROSTER



## Quincy Pondexter

Years 2011-12 to 2014-15					College Washington					No 20, 8					Pos G/F							
Season	G	GS	Min	FG	FGA	Pct	3fg	Att	Pct	FT	FTA	Pct	Off	Def	Total	Ast	PF	St	TO	Bl	Pts	Avg
2011-12	64	8	1736	181	419	.452	22	73	.301	33	53	.623	55	71	126	27	90	27	30	5	271	4.2
2012-13	59	1	1243	128	299	.428	60	152	.395	59	75	.787	43	89	132	61	95	35	42	6	375	6.4
2013-14	15	2	270	31	79	.392	11	34	.324	21	26	.808	10	16	26	20	18	5	15	1	94	6.3
2014-15	30	2	540	48	135	.356	17	73	.233	21	30	.700	20	37	57	28	47	5	10	5	134	4.5
Total	168	13	3055	315	752	.419	110	332	.365	134	184	.728	128	213	341	136	250	72	97	17	874	5.2

**Acquired** Traded by the New Orleans Hornets to the Memphis Grizzlies for Greivis Vasquez on Dec. 24, 2011

**Departed** As part of a three-team trade, traded by Memphis with a 2015 second round draft pick to the New Orleans Pelicans; Memphis traded Tayshaun Prince and a future first round draft pick to the Boston Celtics; Boston traded Jeff Green to Memphis; New Orleans traded Austin Rivers to Boston and Russ Smith to Memphis on Jan. 12, 2015



## James Posey

Years 2003-04 to 2004-05					College Xavier					No 41					Pos G/F							
Season	G	GS	Min	FG	FGA	Pct	3fg	Att	Pct	FT	FTA	Pct	Off	Def	Total	Ast	PF	St	TO	Bl	Pts	Avg
2003-04	82	82	2451	368	770	.422	112	290	.332	278	335	.818	92	311	403	122	248	137	112	40	1126	13.7
2004-05	50	18	1382	127	356	.357	55	178	.309	96	111	.865	45	174	219	88	134	48	69	23	405	8.1
Total	132	100	3833	495	1126	.440	167	468	.357	374	446	.839	137	485	622	210	382	185	181	63	1531	11.6

**Acquired** Signed as a free agent on July 24, 2003

**Departed** Traded to Miami along with Andre Emmett and Jason Williams as part of a five-team trade on Aug. 2, 2005



## Leon Powe

Years 2010-11			College California										No 7					Pos F/C						
Season	G	GS	Min	FG	FGA	Pct	3fg	Att	Pct	FT	FTA	Pct	Off	Def	Total	Ast	PF	St	TO	Bl	Pts	Avg		
2010-11	16	0	141	30	60	.500	0	2	.000	28	46	.609	8	17	25	5	24	3	7	1	88	5.5		

**Acquired** Signed as a free agent on March 5, 2011

**Departed** Free agent not re-signed



## Brent Price

Years 1999-00 to 2000-01					College Oklahoma					No 20					Pos G							
Season	G	GS	Min	FG	FGA	Pct	3fg	Att	Pct	FT	FTA	Pct	Off	Def	Total	Ast	PF	St	TO	Bl	Pts	Avg
1999-00	41	0	424	41	119	.345	25	68	.368	34	39	.872	8	29	37	69	63	17	47	1	141	3.4
2000-01	6	0	30	3	11	.273	1	4	.250	6	7	.857	1	3	4	5	8	2	4	0	13	2.2
Total	47	0	454	44	130	.338	26	72	.361	40	46	.870	9	32	41	74	71	19	51	1	154	3.3

**Acquired** In a three-team trade with Houston and Orlando in Aug. 1999

**Departed** Traded to Sacramento in June 2001 with Mike Bibby in exchange for Jason Williams and Nick Anderson



## Tayshaun Prince

Years 2012-13 to 2014-15					College Kentucky					No 21					Pos F							
Season	G	GS	Min	FG	FGA	Pct	3fg	Att	Pct	FT	FTA	Pct	Off	Def	Total	Ast	PF	St	TO	Bl	Pts	Avg
2012-13	37	36	1174	144	336	.429	15	41	.366	22	37	.595	29	126	155	85	41	27	35	12	325	8.8
2013-14	76	76	1948	200	492	.407	20	69	.290	34	60	.567	32	202	234	119	63	39	41	19	454	6.0
2014-15	26	9	628	75	183	.410	15	33	.455	25	30	.833	21	62	83	37	22	9	15	6	190	7.3
Total	139	121	3750	419	1011	.414	50	143	.350	81	127	.638	82	390	472	241	126	75	91	37	969	7.0

**Acquired** As part of a three-team trade, traded by the Detroit Pistons with Austin Daye to the Memphis Grizzlies; Memphis traded Rudy Gay and Hamed Haddadi to the Toronto Raptors; Toronto traded Ed Davis and a 2013 second round draft pick to Memphis and traded Jose Calderon to Detroit on Jan. 30, 2013

**Departed** As part of a three-team trade, traded by Memphis with a future first round draft pick to the Boston Celtics; Memphis traded Quincy Pondexter and a 2015 second round draft pick to the New Orleans Pelicans; Boston traded Jeff Green to Memphis; New Orleans traded Austin Rivers to Boston and Russ Smith to Memphis on Jan. 12, 2015



## Ivan Rabb

Years 2017-18 to 2018-19					College California					No 10					Pos F							
Season	G	GS	Min	FG	FGA	Pct	3fg	Att	Pct	FT	FTA	Pct	Off	Def	Total	Ast	PF	St	TO	Bl	Pts	Avg
2017-18	36	5	516	86	152	.566	0	0	---	29	36	.806	53	105	158	32	55	12	35	13	201	5.6
2018-19	49	13	721	116	212	.547	3	15	.200	49	69	.710	70	136	206	54	90	17	35	14	284	5.8
Total	85	18	1237	202	364	.555	3	15	.200	78	105	.743	123	241	364	86	145	29	70	27	485	5.7

**Acquired** Draft rights (35th overall in 2017) traded by Orlando to Memphis for a 2019 second round draft pick on June 22, 2017.

**Departed** Waived on Oct. 19, 2019.





### Zach Randolph

Years 2009-10 to 2016-17

College Michigan State

No 50

Pos F

Season	G	GS	Min	FG	FGA	Pct	3fg	Att	Pct	FT	FTA	Pct	Off	Def	Total	Ast	PF	St	TO	Bl	Pts	Avg
2009-10	81	81	3050	652	1336	.488	15	52	.288	362	465	.778	330	620	950	149	226	80	174	34	1681	20.8
2010-11	75	74	2724	598	1188	.503	8	43	.186	300	396	.758	326	588	914	163	175	63	151	25	1504	20.1
2011-12	28	8	735	132	285	.463	2	8	.250	58	88	.659	78	147	225	48	57	21	40	4	324	11.6
2012-13	76	75	2607	471	1024	.460	2	23	.087	225	300	.750	310	544	854	108	180	61	150	31	1169	15.4
2013-14	79	79	2705	560	1198	.467	2	20	.100	250	337	.742	265	530	795	200	210	54	183	23	1372	17.4
2014-15	71	71	2304	454	932	.487	7	20	.350	228	298	.765	225	522	747	153	175	69	156	14	1143	16.1
2015-16	68	53	2016	431	907	.475	6	26	.231	172	216	.796	179	350	529	142	146	43	105	13	1040	15.3
2016-17	73	5	1786	433	964	.449	21	94	.223	141	193	.731	182	416	598	122	136	38	99	10	1028	14.1
Total	551	446	17928	3731	7834	.476	63	286	.220	1736	2293	.757	1895	3717	5612	1085	1305	429	1058	154	9261	16.8

**Acquired** Traded by the Los Angeles Clippers in exchange for Quentin Richardson on July 17, 2009

**Departed** Became a free agent on July 1, 2017.



### Xavier Rathan-Mayes

Years 2017-18

College Florida State

No 22

Pos G

Season	G	GS	Min	FG	FGA	Pct	3fg	Att	Pct	FT	FTA	Pct	Off	Def	Total	Ast	PF	St	TO	Bl	Pts	Avg
2017-18	5	0	118	12	42	.286	1	14	.071	4	9	.444	0	5	5	18	18	6	11	3	29	5.8

**Acquired** Signed by Memphis to a 10-day contract as a Call-Up from the NBA G League's Westchester Knicks on March 5, 2018

**Departed** Waived on March 14, 2018



### Bryant Reeves

Years 1995-96 to 2001-02

College Oklahoma State

No 50

Pos C

Season	G	GS	Min	FG	FGA	Pct	3fg	Att	Pct	FT	FTA	Pct	Off	Def	Total	Ast	PF	St	TO	Bl	Pts	Avg
1995-96	77	63	2460	401	877	.457	0	3	.000	219	299	.732	178	392	570	109	226	43	157	55	1021	13.3
1996-97	75	75	2777	498	1025	.486	1	11	.091	216	307	.704	174	436	610	160	270	29	175	67	1213	16.2
1997-98	74	74	2527	492	941	.523	0	4	.000	223	316	.706	196	389	585	155	278	39	156	80	1207	16.3
1998-99	25	14	702	102	251	.406	0	1	.000	67	116	.578	50	88	138	37	103	13	47	8	271	10.8
1999-00	69	67	1773	252	562	.448	0	4	.000	107	165	.648	126	264	390	82	245	33	119	38	611	8.9
2000-01	75	48	1832	254	552	.460	1	4	.250	113	142	.796	132	320	452	80	243	43	90	54	622	8.3
Total	395	341	12071	1999	4208	.475	2	27	.074	945	1345	.703	856	1889	2745	623	1365	200	744	302	4945	12.5

**Acquired** Drafted sixth overall by the Grizzlies in the 1995 NBA Draft

**Departed** Retired Jan. 29, 2002



### Rodrick Rhodes

Years 1998-99

College USC

No 12

Pos G/F

Season	G	GS	Min	FG	FGA	Pct	3fg	Att	Pct	FT	FTA	Pct	Off	Def	Total	Ast	PF	St	TO	Bl	Pts	Avg
1998-99	10	1	123	11	44	.250	1	7	.143	11	19	.579	7	6	13	10	16	4	15	2	34	3.4

**Acquired** In a trade with Houston in March 1999 in exchange for Sam Mack

**Departed** Traded to Orlando in a three-way deal in Aug. 1999



### Jeremy Richardson

Years 2007-08

College Delta State

No 3

Pos G/F

Season	G	GS	Min	FG	FGA	Pct	3fg	Att	Pct	FT	FTA	Pct	Off	Def	Total	Ast	PF	St	TO	Bl	Pts	Avg
2007-08	3	0	15	0	6	.000	0	2	.000	0	0	---	0	1	1	1	2	0	1	0	0	0.0

**Acquired** Signed by Memphis as a free agent on Dec. 20, 2007

**Departed** Waived on Jan. 7, 2008



### Anthony Roberson

Years 2005-06

College Florida

No 3

Pos G

Season	G	GS	Min	FG	FGA	Pct	3fg	Att	Pct	FT	FTA	Pct	Off	Def	Total	Ast	PF	St	TO	Bl	Pts	Avg
2005-06	16	0	88	14	31	.452	5	10	.500	2	2	1.000	0	6	6	5	6	1	3	0	35	2.2

**Acquired** Signed by the Grizzlies as a free agent on Aug. 18, 2005

**Departed** Waived by the Grizzlies in July 2006

INTRO

PLAYERS

EXECUTIVE

BASKETBALL  
OPS

BUSINESS  
OPS

MEDIA

COMMUNITY

HISTORY

PLAYOFFS

REVIEW

OPPONENTS

NBA

FEDERATION

AT A GLANCE





# ALL-TIME ROSTER



## Lawrence Roberts

Years 2005-06 to 2006-07

College Mississippi State

No 44

Pos F

Season	G	GS	Min	FG	FGA	Pct	3fg	Att	Pct	FT	FTA	Pct	Off	Def	Total	Ast	PF	St	TO	Bl	Pts	Avg
2005-06	33	0	181	20	44	.455	0	2	.000	11	23	.478	26	23	49	5	30	8	5	2	51	1.5
2006-07	54	18	969	94	208	.452	0	2	.000	95	131	.725	101	160	261	30	133	36	36	13	283	5.2
Total	87	18	1150	114	252	.452	0	4	.000	106	154	.688	127	183	310	35	163	44	41	15	334	3.8

**Acquired** Draft rights traded to Memphis by Seattle in exchange for two future second round draft picks and cash considerations on June 28, 2005

**Departed** Free agent not re-signed July 2007



## Chris Robinson

Years 1996-97 to 1997-98

College Western Kentucky

No 5

Pos G

Season	G	GS	Min	FG	FGA	Pct	3fg	Att	Pct	FT	FTA	Pct	Off	Def	Total	Ast	PF	St	TO	Bl	Pts	Avg
1996-97	41	6	681	69	182	.379	34	89	.382	16	26	.615	23	48	71	65	85	28	34	9	188	4.6
1997-98	16	0	143	23	63	.365	7	24	.292	1	2	.500	0	13	13	10	21	7	15	1	54	3.4
Total	57	6	824	92	245	.376	41	113	.363	17	28	.607	23	61	84	75	106	35	49	10	242	4.2

**Acquired** Drafted 51st overall by the Grizzlies in the 1996 NBA Draft

**Departed** Traded to Sacramento in Feb. 1998 along with Otis Thorpe in exchange for Michael Smith and Bobby Hurley



## Larry Robinson

Years 1997-98

College Centenary

No 6

Pos G

Season	G	GS	Min	FG	FGA	Pct	3fg	Att	Pct	FT	FTA	Pct	Off	Def	Total	Ast	PF	St	TO	Bl	Pts	Avg
1997-98	6	0	41	6	19	.316	3	6	.500	2	2	1.000	2	10	12	1	0	4	2	0	17	2.8

**Acquired** Signed to a 10-day contract in March 1998

**Departed** Free agent not re-signed July 1998



## Roy Rogers

Years 1996-97

College Alabama

No 44

Pos F

Season	G	GS	Min	FG	FGA	Pct	3fg	Att	Pct	FT	FTA	Pct	Off	Def	Total	Ast	PF	St	TO	Bl	Pts	Avg
1996-97	82	50	1848	244	483	.505	1	1	1.000	54	94	.574	139	247	386	46	214	21	86	163	543	6.6

**Acquired** Drafted 22nd overall by the Grizzlies in the 1996 NBA Draft

**Departed** Traded to Boston in Oct. 1997 in exchange for Tony Massenburg and a 2nd round draft pick



## Quinton Ross

Years 2008-09

College Southern Methodist

No 13

Pos F/G

Season	G	GS	Min	FG	FGA	Pct	3fg	Att	Pct	FT	FTA	Pct	Off	Def	Total	Ast	PF	St	TO	Bl	Pts	Avg
2008-09	68	7	1164	99	259	.382	33	88	.375	34	42	.810	29	97	126	47	114	32	36	14	265	3.9

**Acquired** Signed as a free agent on Sept. 28, 2008

**Departed** Contract expired on June 30, 2009



## Jason Sasser

Years 1998-99

College Texas Tech

No 23

Pos F

Season	G	GS	Min	FG	FGA	Pct	3fg	Att	Pct	FT	FTA	Pct	Off	Def	Total	Ast	PF	St	TO	Bl	Pts	Avg
1998-99	6	0	39	5	11	.455	0	0	---	1	2	.500	2	5	7	2	4	2	2	0	11	1.8

**Acquired** Signed as a free agent in Jan. 1999

**Departed** Waived in Feb. 1999



## Byron Scott

Years 1995-96

College Arizona State

No 4

Pos G

Season	G	GS	Min	FG	FGA	Pct	3fg	Att	Pct	FT	FTA	Pct	Off	Def	Total	Ast	PF	St	TO	Bl	Pts	Avg
1995-96	80	0	1894	271	676	.401	74	221	.335	203	243	.835	40	152	192	123	126	63	100	22	819	10.2

**Acquired** In the 1995 Expansion Draft (from Indiana 18th overall)

**Departed** Waived in July 1996



**Dennis Scott**

Years 1999-00			College Georgia Tech								No 9				Pos F							
Season	G	GS	Min	FG	FGA	Pct	3fg	Att	Pct	FT	FTA	Pct	Off	Def	Total	Ast	PF	St	TO	Bl	Pts	Avg
1999-00	66	0	1263	125	333	.375	71	189	.376	48	57	.842	16	90	106	69	104	29	30	9	369	5.6

**Acquired** Signed as a free agent in Aug. 1999**Departed** Traded to Washington in Aug. 2000 along with Obinna Ekezie, Felipe Lopez and Cherokee Parks in exchange for Isaac Austin**Josh Selby**

Years 2011-12 to 2012-13				College Kansas								No 2				Pos G							
Season	G	GS	Min	FG	FGA	Pct	3fg	Att	Pct	FT	FTA	Pct	Off	Def	Total	Ast	PF	St	TO	Bl	Pts	Avg	
2011-12	28	0	237	25	72	.347	2	15	.133	11	14	.786	2	13	15	30	17	7	29	0	63	2.3	
2012-13	10	0	59	6	22	.273	1	6	.167	7	11	.636	0	5	5	4	7	2	7	0	20	2.0	
Total	38	0	296	31	94	.330	3	21	.143	18	25	.720	2	18	20	34	24	9	36	0	83	2.2	

**Acquired** Selected by Memphis in the second round (49th overall) in the 2011 NBA Draft**Departed** Traded with Marreese Speights, Wayne Ellington and a 2013 first round draft pick to the Cleveland Cavaliers for Jon Leuer on Jan. 22, 2013**Wayne Selden Jr.**

Years 2016-17 to 2018-19				College Kansas				No 7				Pos G/F										
Season	G	GS	Min	FG	FGA	Pct	3fg	Att	Pct	FT	FTA	Pct	Off	Def	Total	Ast	PF	St	TO	Bl	Pts	Avg
2016-17	11	2	189	20	50	.400	3	21	.143	12	18	.667	1	10	11	12	12	4	9	1	55	5.0
2017-18	35	9	692	116	269	.431	49	122	.402	44	59	.746	16	40	56	66	59	18	54	5	325	9.3
2018-19	32	0	455	65	161	.404	20	63	.317	22	29	.759	16	28	44	36	48	10	23	6	172	5.4
Total	78	11	1336	201	480	.419	72	206	.350	78	106	.736	33	78	111	114	119	32	86	12	552	7.1

**Acquired** 1) Signed by Memphis on July 26, 2016; 2) Signed by Memphis to a multi-year contract on March 18, 2017 and re-signed on July 1, 2017**Departed** 1) Waived by Memphis on Oct. 22, 2016; 2) Traded by Memphis with MarShon Brooks and two future second round draft picks (2019, 2020) to Chicago for Justin Holiday on Jan. 4, 2019**Kobi Simmons**

Years 2017-18				College Arizona								No 2						Pos G					
Season	G	GS	Min	FG	FGA	Pct	3fg	Att	Pct	FT	FTA	Pct	Off	Def	Total	Ast	PF	St	TO	Bl	Pts	Avg	
2017-18	32	12	643	80	189	.423	11	39	.282	25	25	1.000	14	36	50	68	61	18	44	5	196	6.1	

**Acquired** Signed by Memphis to a two-way contract on July 1, 2017**Departed** Waived on Aug. 28, 2018**Brian Skinner**

Years 2011-12			College Baylor								No 3				Pos F/C							
Season	G	GS	Min	FG	FGA	Pct	3fg	Att	Pct	FT	FTA	Pct	Off	Def	Total	Ast	PF	St	TO	Bl	Pts	Avg
2011-12	1	0	4	0	1	.000	0	0	---	0	0	---	0	0	0	0	1	0	0	0	0	0.0

**Acquired** Signed as a free agent on Dec. 10, 2011**Departed** Waived on Dec. 29, 2011**Ish Smith**

Years 2010-11				College Wake Forest								No 5				Pos G							
Season	G	GS	Min	FG	FGA	Pct	3fg	Att	Pct	FT	FTA	Pct	Off	Def	Total	Ast	PF	St	TO	Bl	Pts	Avg	
2010-11	15	0	113	11	32	.344	0	2	.000	5	11	.455	1	4	5	15	11	5	8	0	27	1.8	

**Acquired** Traded by the Houston Rockets with Shane Battier in exchange for Hasheem Thabeet, DeMarre Carroll and a future, lottery-protected first round draft pick on Feb. 24, 2011**Departed** Waived on Dec. 14, 2011**Michael Smith**

Years 1997-98 to 1998-99				College Providence								No 34				Pos F							
Season	G	GS	Min	FG	FGA	Pct	3fg	Att	Pct	FT	FTA	Pct	Off	Def	Total	Ast	PF	St	TO	Bl	Pts	Avg	
1997-98	30	29	706	67	133	.504	0	1	.000	48	73	.658	85	121	206	59	60	26	36	6	182	6.1	
1998-99	48	10	1098	77	144	.535	0	1	.000	76	128	.594	135	215	350	48	107	46	60	18	230	4.8	
Total	78	39	1804	144	277	.520	0	2	.000	124	201	.617	220	336	556	107	167	72	96	24	412	5.3	

**Acquired** In a trade with Sacramento in Feb. 1998 along with Bobby Hurley in exchange for Otis Thorpe and Chris Robinson**Departed** Traded to Orlando in a three-way deal in Aug. 1999

INTRO

PLAYERS

EXECUTIVE

BASKETBALL  
OPSBUSINESS  
OPS

MEDIA

COMMUNITY

HISTORY

PLAYOFFS

REVIEW

OPPONENTS

NBA

FEDERATION

AT A GLANCE





# ALL-TIME ROSTER



## Russ Smith

Years 2014-15 to 2015-16				College Louisville				No 2				Pos G										
Season	G	GS	Min	FG	FGA	Pct	3fg	Att	Pct	FT	FTA	Pct	Off	Def	Total	Ast	PF	St	TO	Bl	Pts	Avg
2014-15	6	0	36	6	15	.400	1	5	.200	12	13	.923	1	2	3	6	7	3	5	0	25	4.2
2015-16	15	0	66	7	22	.318	1	5	.200	8	13	.615	1	8	9	11	5	5	7	1	23	1.5
Total	21	0	102	13	37	.351	2	10	.200	20	26	.769	2	10	12	17	12	8	12	1	48	2.3

**Acquired** As part of a three-team trade, traded by the New Orleans Pelicans to Memphis; New Orleans traded Austin Rivers to the Boston Celtics; Boston traded Jeff Green to Memphis; Memphis traded Tayshaun Prince and a future first round draft pick to Boston; Memphis traded Quincy Pondexter and a 2015 second round draft pick to New Orleans on Jan. 12, 2015

**Departed** Waived on Dec. 29, 2015.



## Theron Smith

Years 2003-04				College Ball State										No 0				Pos F				
Season	G	GS	Min	FG	FGA	Pct	3fg	Att	Pct	FT	FTA	Pct	Off	Def	Total	Ast	PF	St	TO	Bl	Pts	Avg
2003-04	20	0	178	16	43	.372	6	12	.500	6	8	.750	13	28	41	7	18	5	14	5	44	2.2
Acquired Signed as a free agent on July 16, 2003																						

**Acquired** Signed as a free agent on July 16, 2003

**Departed** Selected by the Charlotte Bobcats in the 2004 NBA Expansion Draft



## Will Solomon

Years 2001-02			College Clemson								No 1				Pos G							
Season	G	GS	Min	FG	FGA	Pct	3fg	Att	Pct	FT	FTA	Pct	Off	Def	Total	Ast	PF	St	TO	Bl	Pts	Avg
2001-02	62	4	872	113	331	.341	46	162	.284	49	73	.671	12	56	68	92	76	35	62	7	321	5.2

**Acquired** Selected in the second round (33rd pick overall) of the 2001 NBA Draft

**Departed** Free agent not re-signed in July 2002



## Marreese Speights

Years 2011-12 to 2012-13										College Florida					No 5					Pos F/C				
Season	G	GS	Min	FG	FGA	Pct	3fg	Att	Pct	FT	FTA	Pct	Off	Def	Total	Ast	PF	St	TO	Bl	Pts	Avg		
2011-12	60	54	1345	221	488	.453	0	3	.000	84	109	.771	133	241	374	48	147	21	74	29	526	8.8		
2012-13	40	2	579	106	247	.429	2	4	.400	48	67	.716	76	113	189	18	86	10	35	27	262	6.6		
Total	100	56	1924	327	735	.445	2	7	.286	132	176	.750	209	354	563	66	233	31	109	56	788	7.9		

**Acquired** As part of a three-team trade on Jan. 4, 2012, traded by the Philadelphia 76ers to Memphis; Memphis traded Xavier Henry to the New Orleans Hornets and a 2012 second round pick to Philadelphia; New Orleans traded a 2013 second round pick to Philadelphia

**Departed** Traded with Wayne Ellington, Josh Selby and a 2013 first round draft pick to the Cleveland Cavaliers for Jon Leuer on Jan. 22, 2013



## Will Solomon

Years 2001-02			College Clemson								No 1				Pos G							
Season	G	GS	Min	FG	FGA	Pct	3fg	Att	Pct	FT	FTA	Pct	Off	Def	Total	Ast	PF	St	TO	Bl	Pts	Avg
2001-02	62	4	872	113	331	.341	46	162	.284	49	73	.671	12	56	68	92	76	35	62	7	321	5.2

**Acquired** Selected in the second round (33rd pick overall) of the 2001 NBA Draft

**Departed** Free agent not re-signed in July 2002



## D.J. Stephens

Years 2018-19				College Memphis								No 20				Pos G/F							
Season	G	GS	Min	FG	FGA	Pct	3fg	Att	Pct	FT	FTA	Pct	Off	Def	Total	Ast	PF	St	TO	Bl	Pts	Avg	
2018-19	1	0	7	1	2	500	0	0	-	0	0	-	0	0	0	0	0	1	1	0	2	2.0	

**Acquired** Signed a two-way contract with Memphis on Oct. 8, 2018

**Departed** Waived on Dec. 30, 2018



## Joe Stephens

Years 1999-00			College Arkansas—Little Rock										No 25				Pos F						
Season	G	GS	Min	FG	FGA	Pct	3fg	Att	Pct	FT	FTA	Pct	Off	Def	Total	Ast	PF	St	TO	Bl	Pts	Avg	
1999-00	13	0	181	19	51	37.3	0	8	0.00	3	4	75.0	13	23	36	11	9	7	6	3	41	3.2	

**Acquired** Signed as a free agent in Oct. 1999

**Departed** Waived in Nov. 1999



**Alex Stephenson**

Years 2015-16										College USC					No 35					Pos C				
Season	G	GS	Min	FG	FGA	Pct	3fg	Att	Pct	FT	FTA	Pct	Off	Def	Total	Ast	PF	St	TO	Bl	Pts	Avg		
2015-16	4	0	61	8	26	.308	0	0	-	4	10	.400	18	8	26	2	8	1	0	3	20	5.0		
<b>Acquired</b> Signed by Memphis to a 10-day contract pursuant to the NBA's hardship rules on March 12, 2016																								
<b>Departed</b> 10-day contract expired on March 22, 2016																								

**Acquired** Signed by Memphis to a 10-day contract pursuant to the NBA's hardship rules on March 12, 2016

**Departed** 10-day contract expired on March 22, 2016

**Lance Stephenson**

Years 2015-16			College Cincinnati										No 1					Pos G/F						
Season	G	GS	Min	FG	FGA	Pct	3fg	Att	Pct	FT	FTA	Pct	Off	Def	Total	Ast	PF	St	TO	Bl	Pts	Avg		
2015-16	26	3	692	146	308	.474	11	31	.355	66	81	.815	21	94	115	73	56	19	46	6	369	14.2		

**Acquired** Traded by the Los Angeles Clippers with a future first round draft pick to Memphis for Jeff Green on Feb. 18, 2016

**Departed** Became a free agent on July 1, 2016

**Jarnell Stokes**

Years 2014-15 to 2015-16, 2018-19										College Tennessee										No 2					Pos F/C				
Season	G	GS	Min	FG	FGA	Pct	3fg	Att	Pct	FT	FTA	Pct	Off	Def	Total	Ast	PF	St	TO	Bl	Pts	Avg							
2014-15	19	2	126	21	37	.568	0	0	---	15	28	.536	16	18	34	4	25	5	7	5	57	3.0							
2015-16	2	0	4	0	0	---	0	0	---	0	0	---	1	1	2	0	0	0	0	0	0	0.0							
Total	21	2	130	21	37	.568	0	0	---	15	28	.536	17	19	36	4	25	5	7	5	57	2.7							

**Acquired 1)** Draft rights (35th overall in the 2014 NBA Draft) traded by the Utah Jazz to the Memphis Grizzlies for a 2016 second round draft pick on June 26, 2014; **2)** Signed a two-way contract with Memphis on Jan. 1, 2019

**Departed 1)** Traded by Memphis with Beno Udrih to Miami for Mario Chalmers and James Ennis on Nov. 10, 2015. **2)** Waived on Jan. 15, 2019

**Damon Stoudamire**

Years 2005-06 to 2007-08										College Arizona					No 20					Pos G				
Season	G	GS	Min	FG	FGA	Pct	3fg	Att	Pct	FT	FTA	Pct	Off	Def	Total	Ast	PF	St	TO	Bl	Pts	Avg		
2005-06	27	27	862	114	287	.397	36	104	.346	53	62	.855	23	72	95	128	49	19	55	1	317	11.7		
2006-07	62	51	1501	171	437	.391	59	175	.337	66	83	.795	31	108	139	299	95	47	101	2	467	7.5		
2007-08	29	29	624	77	194	.397	36	94	.383	21	26	.808	14	57	71	112	46	19	50	0	211	7.3		
Total	118	107	2987	362	918	.394	131	373	.351	140	171	.819	68	237	305	539	190	85	206	3	995	8.4		

**Acquired** Signed by Memphis as a free agent on Aug. 5, 2005

**Departed** Waived on Jan. 28, 2008

**Erick Strickland**

Years 2000-01			College Nebraska								No 25					Pos G						
Season	G	GS	Min	FG	FGA	Pct	3fg	Att	Pct	FT	FTA	Pct	Off	Def	Total	Ast	PF	St	TO	Bl	Pts	Avg
2000-01	22	0	409	41	136	.301	14	48	.292	44	51	.863	9	67	76	66	42	22	27	1	140	6.4

**Acquired** In a trade with New York in Feb. 2001 along with two draft picks in exchange for Othella Harrington

**Departed** Free agent not re-signed in July 2001

**Stromile Swift**

Years 2000-01 to 2004-05; 2006-07 to 2007-08										College Louisiana State					No 4					Pos F/C				
Season	G	GS	Min	FG	FGA	Pct	3fg	Att	Pct	FT	FTA	Pct	Off	Def	Total	Ast	PF	St	TO	Bl	Pts	Avg		
2000-01	80	6	1312	153	339	.451	0	4	.000	85	141	.603	109	175	284	28	160	62	64	82	391	4.9		
2001-02	68	14	1805	293	611	.480	0	3	.000	217	305	.711	161	269	460	50	178	53	122	113	803	11.8		
2002-03	67	26	1478	235	489	.481	0	2	.000	177	245	.722	114	270	384	45	152	55	99	104	647	9.7		
2003-04	77	10	1528	268	571	.469	1	4	.250	190	262	.725	141	237	378	38	188	56	88	118	727	9.4		
2004-05	60	14	1279	219	488	.449	0	4	.000	166	219	.758	92	181	273	43	182	41	90	92	604	10.1		
2006-07	54	18	1029	161	346	.465	0	5	.000	97	134	.724	85	165	250	17	146	30	69	62	419	7.8		
2007-08	35	4	549	93	177	.525	0	2	.000	52	81	.642	46	83	129	22	74	10	39	36	238	6.8		
Total	441	92	8980	1422	3021	.471	1	24	.042	984	1387	.709	748	1380	2128	243	1080	307	571	607	3829	8.7		

**Acquired 1)** Selected second overall by Vancouver in the 2000 NBA Draft; **2)** Traded to Memphis by Houston along with the draft rights to Rudy Gay in exchange for Shane Battier on July 12, 2006

**Departed 1)** Free agent not re-signed in July 2005; **2)** Traded to New Jersey in exchange for Jason Collins and cash considerations on Feb. 4, 2008





# ALL-TIME ROSTER



## Marquis Teague

Years 2017-18			College Kentucky										No 20					Pos G									
Season	G	GS	Min	FG	FGA	Pct	3fg	Att	Pct	FT	FTA	Pct	Off	Def	Total	Ast	PF	St	TO	Bl	Pts	Avg					
2017-18	3	0	74	4	16	.250	1	4	.250	2	5	.400	1	5	6	13	5	4	3	0	11	3.7					

**Acquired** Signed by Memphis to a 10-day contract as a Call-Up from the Memphis Hustle on March 24, 2018 and signed for the remainder of the season on April 3, 2018.

**Departed** Waived on April 6, 2018.



## Garrett Temple

Years 2018-19				College LSU								No 17								Pos G/F							
Season	G	GS	Min	FG	FGA	Pct	3fg	Att	Pct	FT	FTA	Pct	Off	Def	Total	Ast	PF	St	TO	Bl	Pts	Avg					
2018-19	49	49	1530	166	387	.429	74	210	.352	57	76	.750	18	134	152	69	134	50	54	25	463	9.4					

**Acquired** Traded by Sacramento to Memphis for Deyonta Davis, Ben McLemore, a 2021 second round pick and cash considerations on July 17, 2018

**Departed** Traded by Memphis with JaMychal Green to the Los Angeles Clippers for Avery Bradley on Feb. 7, 2019.



## Hasheem Thabeet

Years 2009-10 to 2010-11										College Connecticut										No 34										Pos C									
Season	G	GS	Min	FG	FGA	Pct	3fg	Att	Pct	FT	FTA	Pct	Off	Def	Total	Ast	PF	St	TO	Bl	Pts	Avg																	
2009-10	68	13	883	77	131	.588	0	0	---	54	93	.581	85	158	243	11	162	15	43	89	208	3.1																	
2010-11	45	0	369	17	39	.436	0	0	---	19	35	.543	24	51	75	4	73	9	17	15	53	1.2																	
Total	113	13	1252	94	170	.553	0	0	---	73	128	.570	109	209	318	15	235	24	60	104	261	2.3																	

**Acquired** Selected by the Grizzlies in the first round (second overall) of the 2009 NBA Draft

**Departed** Traded to the Houston Rockets with DeMarre Carroll and a future lottery-protected first round draft pick in exchange for Shane Battier and Ish Smith on Feb. 24, 2011



## John Thomas

Years 2005-06				College Minnesota								No 25				Pos F/C									
Season	G	GS	Min	FG	FGA	Pct	3fg	Att	Pct	FT	FTA	Pct	Off	Def	Total	Ast	PF	St	TO	Bl	Pts	Avg			
2005-06	3	0	25	2	2	1.000	0	0	---	0	0	---	0	0	0	1	3	0	2	1	4	1.3			

**Acquired** Signed by the Grizzlies as a free agent on Oct. 2, 2005

**Departed** Waived by the Grizzlies on Nov. 22, 2005



## Tyrus Thomas

Years 2014-15				College Louisiana State								No 13								Pos F							
Season	G	GS	Min	FG	FGA	Pct	3fg	Att	Pct	FT	FTA	Pct	Off	Def	Total	Ast	PF	St	TO	Bl	Pts	Avg					
2014-15	2	0	7	1	1	1.000	0	0	---	2	2	1.000	0	0	0	1	0	0	0	0	4	2.0					

**Acquired** Signed by Memphis to a 10-day contract as a Call-Up from the NBA Development League's Iowa Energy on Jan. 22, 2015

**Departed** 10-day contract expired and became a free agent on Feb. 1, 2015



## Otis Thorpe

Years 1997-98				College Providence								No 10				Pos F/C							
Season	G	GS	Min	FG	FGA	Pct	3fg	Att	Pct	FT	FTA	Pct	Off	Def	Total	Ast	PF	St	TO	Bl	Pts	Avg	
1997-98	47	46	1574	205	430	.477	0	4	.000	118	170	.694	100	271	371	161	158	30	115	23	528	11.2	

**Acquired** In a trade with Detroit in Aug. 1997 in exchange for a future first round draft pick

**Departed** Traded to Sacramento in Feb. 1998 along with Chris Robinson in exchange for Michael Smith and Bobby Hurlay



## Jamaal Tinsley

Years 2009-10			College Iowa State										No 10					Pos G									
Season	G	GS	Min	FG	FGA	Pct	3fg	Att	Pct	FT	FTA	Pct	Off	Def	Total	Ast	PF	St	TO	Bl	Pts	Avg					
2009-10	38	1	588	52	140	.371	7	39	.179	22	27	.815	11	55	66	108	67	33	63	5	133	3.5					

**Acquired** Signed as a free agent on Nov. 14, 2009

**Departed** Contract expired on June 30, 2010



**Anthony Tolliver**

Years 2019-20				College Creighton							No 44					Pos F						
Season	G	GS	Min	FG	FGA	Pct	3fg	Att	Pct	FT	FTA	Pct	Off	Def	Total	Ast	PF	St	TO	Bl	Pts	Avg
2019-20	13	4	236	19	48	.396	17	41	.415	7	8	.875	5	28	33	10	14	7	9	1	62	4.8

**Acquired** Signed a 10-day contract with Memphis on March 2, 2020; signed for the remainder of the season on June 23, 2020.

**Departed** Contract expired Nov. 21, 2020.

**Cezary Trybanski**

Years 2002-03			From Warsaw, Poland							No 15					Pos C							
Season	G	GS	Min	FG	FGA	Pct	3fg	Att	Pct	FT	FTA	Pct	Off	Def	Total	Ast	PF	St	TO	Bl	Pts	Avg
2002-03	15	0	86	5	20	.250	0	0	---	4	10	.400	6	8	14	1	13	0	8	6	14	0.9

**Acquired** Signed by the Memphis Grizzlies on July 22, 2002

**Departed** Traded to Phoenix in Sept. 2003 in exchange for Jake Tsakalidis and Bo Outlaw

**Jake Tsakalidis**

Years 2003-04 to 2006-07										From Rustavi, Georgia					No 12					Pos C				
Season	G	GS	Min	FG	FGA	Pct	3fg	Att	Pct	FT	FTA	Pct	Off	Def	Total	Ast	PF	St	TO	Bl	Pts	Avg		
2003-04	40	28	533	67	133	.475	0	0	---	36	61	.590	37	91	128	18	79	9	23	22	170	4.3		
2004-05	31	1	278	32	64	.500	0	0	---	14	18	.778	21	35	56	10	42	3	12	16	78	2.5		
2005-06	51	19	732	100	165	.606	0	0	---	57	87	.655	78	134	212	13	107	14	39	32	257	5.0		
2006-07	23	7	258	20	50	.400	0	0	---	14	24	.583	24	40	64	2	34	7	21	11	54	2.3		
Total	145	55	1801	219	412	.532	0	0	---	121	190	.637	160	300	460	43	262	33	95	81	559	3.9		

**Acquired** Traded by Phoenix along with Bo Outlaw in exchange for Brevin Knight, Cezary Trybanski and Robert Archibald on Sept. 30, 2003

**Departed** Traded to Houston in exchange for Scott Padgett on Feb. 13, 2007

**Beno Udrih**

Years 2013-14 to 2015-16					From Celje, Slovenia					No 19					Pos G							
Season	G	GS	Min	FG	FGA	Pct	3fg	Att	Pct	FT	FTA	Pct	Off	Def	Total	Ast	PF	St	TO	Bl	Pts	Avg
2013-14	10	0	55	10	18	.556	2	2	1.000	5	6	.833	0	2	2	6	4	1	5	1	27	2.7
2014-15	79	12	1494	246	505	.487	26	97	.268	87	102	.853	20	123	143	220	88	46	89	8	605	7.7
2015-16	8	0	120	20	46	.435	4	11	.364	3	3	1.000	2	7	9	26	11	3	11	1	47	5.9
Total	97	12	1669	276	569	.485	32	110	.291	95	111	.856	22	132	154	252	103	50	105	10	679	7.0

**Acquired** Signed by Memphis as a free agent on Feb. 27, 2014

**Departed** Traded by Memphis with Jarnell Stokes to Miami for Mario Chalmers and James Ennis and Nov. 10, 2015

**Jarrod Uthoff**

Years 2019-20			College Iowa								No 19					Pos F						
Season	G	GS	Min	FG	FGA	Pct	3fg	Att	Pct	FT	FTA	Pct	Off	Def	Total	Ast	PF	St	TO	Bl	Pts	Avg
2019-20	4	0	14	1	7	.143	0	4	.000	2	2	1.000	1	0	1	0	1	1	0	0	4	1.0

**Acquired** Signed a 10-day contract with Memphis on Feb. 27, 2020.

**Departed** 10-day contract expired on March 8, 2020.

**Jonas Valanciunas**

Years 2018-19 to 2019-20										From Utena, Lithuania					No 17					Pos C				
Season	G	GS	Min	FG	FGA	Pct	3fg	Att	Pct	FT	FTA	Pct	Off	Def	Total	Ast	PF	St	TO	Bl	Pts	Avg		
2018-19	19	17	527	152	279	.545	5	18	.278	70	91	.769	52	151	203	41	64	6	51	30	379	19.9		
2019-20	70	70	1845	432	739	.585	32	91	.352	148	200	.740	213	575	788	131	185	30	127	76	1044	14.9		
Total	89	87	2372	584	1018	.574	37	109	.339	218	291	.749	265	726	991	172	249	36	178	106	1423	16.0		

**Acquired** Traded by Toronto with Delon Wright, C.J. Miles and a 2024 second round draft pick to Memphis for Marc Gasol on Feb. 7, 2019

**Greivis Vasquez**

Years 2010-11			College Maryland								No 21					Pos G						
Season	G	GS	Min	FG	FGA	Pct	3fg	Att	Pct	FT	FTA	Pct	Off	Def	Total	Ast	PF	St	TO	Bl	Pts	Avg
2010-11	70	1	860	95	233	.408	25	86	.291	34	44	.773	12	61	73	151	83	22	70	4	249	3.6

**Acquired** Selected by the Grizzlies in the first round (28th overall) of the 2010 NBA Draft

**Departed** Traded by Memphis to New Orleans for Quincy Pondexter on December 24, 2011





# ALL-TIME ROSTER



## Hakim Warrick

Years 2005-06 to 2008-09										College Syracuse					No 21					Pos F				
Season	G	GS	Min	FG	FGA	Pct	3fg	Att	Pct	FT	FTA	Pct	Off	Def	Total	Ast	PF	St	TO	Bl	Pts	Avg		
2005-06	68	2	724	101	228	.443	0	0	---	76	115	.661	43	101	144	30	113	14	56	21	278	4.1		
2006-07	82	43	2152	373	712	.524	0	8	.000	299	388	.771	130	290	420	75	232	43	161	30	1045	12.7		
2007-08	75	30	1754	328	653	.502	13	48	.271	183	260	.704	123	233	356	53	156	36	85	28	852	11.4		
2008-09	82	7	2029	340	693	.491	5	23	.217	266	374	.711	129	277	406	66	170	48	98	39	951	11.6		
Total	307	82	6660	1142	2286	.500	18	79	.228	824	1137	.725	425	901	1326	224	671	141	671	118	3126	10.2		

**Acquired** Selected by Memphis in the first round (19th overall) in the 2005 NBA Draft

**Departed** Renounced qualifying offer on July 25, 2009



## Julian Washburn

Years 2018-19				College UTEP								No 4				Pos F							
Season	G	GS	Min	FG	FGA	Pct	3fg	Att	Pct	FT	FTA	Pct	Off	Def	Total	Ast	PF	St	TO	Bl	Pts	Avg	
2018-19	18	3	254	16	48	.333	5	24	.208	3	4	.750	8	33	41	14	16	13	7	2	40	2.2	

**Acquired** Signed a two-way contract with Memphis on Jan. 15, 2019

**Departed** Traded to Golden State for Andre Iguodala and a future first round draft pick on July 7, 2019



## Earl Watson

Years 2002-03 to 2004-05				College UCLA				No 25				Pos G										
Season	G	GS	Min	FG	FGA	Pct	3fg	Att	Pct	FT	FTA	Pct	Off	Def	Total	Ast	PF	St	TO	Bl	Pts	Avg
2002-03	79	2	1366	170	391	.435	31	91	.341	62	86	.721	46	118	164	225	138	89	88	14	433	5.5
2003-04	81	14	1669	172	464	.371	26	106	.245	90	138	.652	49	129	178	402	175	91	146	19	460	5.7
2004-05	80	14	1808	236	554	.426	52	163	.319	91	138	.659	35	129	164	359	184	83	167	19	615	7.7
Total	240	30	4843	578	1409	.410	109	360	.303	243	362	.671	130	345	475	986	497	263	509	52	1508	6.3

**Acquired** Signed by the Memphis Grizzlies as a free agent on Aug. 6, 2002

**Departed** Free agent not re-signed in July 2005



## Yuta Watanabe

Years 2018-19 to 2019-20				College George Washington								No 12				Pos F							
Season	G	GS	Min	FG	FGA	Pct	3fg	Att	Pct	FT	FTA	Pct	Off	Def	Total	Ast	PF	St	TO	Bl	Pts	Avg	
2018-19	15	0	174	15	51	.294	2	16	.125	7	10	.700	4	27	31	8	11	4	6	1	39	2.6	
2019-20	18	0	105	15	34	.441	3	8	.375	3	8	.375	7	13	20	5	9	5	2	1	36	2.0	
Total	33	0	279	30	85	.353	5	24	.208	10	18	.556	11	40	51	13	20	9	8	2	75	2.3	

**Acquired** Signed a two-way contract with Memphis on July 20, 2018

**Departed** Contract expired Nov. 21, 2020.



## Briante Weber

Years 2015-16, 2017-18				College Virginia Commonwealth										No 2, 3				Pos G							
Season	G	GS	Min	FG	FGA	Pct	3fg	Att	Pct	FT	FTA	Pct	Off	Def	Total	Ast	PF	St	TO	Bl	Pts	Avg			
2015-16	6	4	166	13	38	.342	0	5	.000	3	4	.750	8	16	24	20	11	9	9	3	29	4.8			
2017-18	5	0	119	10	21	.476	0	2	.000	4	6	.667	5	12	17	9	10	8	8	2	24	4.8			
Total	11	4	285	23	59	.390	0	7	.000	7	10	.700	13	28	41	29	21	17	17	5	53	4.8			

**Acquired** 1) Signed by Memphis to a 10-day contract as a Call-Up from the NBA Development League's Sioux Falls Skyforce on March 11, 2016;

2) Signed by Memphis to a 10-day contract as a Call-Up from the NBA G League's Sioux Falls Skyforce on March 14, 2018

**Departed** 1) 10-day contract expired on March 21, 2016; 2) 10-day contract expired on March 24, 2018



## Bonzi Wells

Years 2003-04 to 2004-05				College Ball State								No 6				Pos G/F							
Season	G	GS	Min	FG	FGA	Pct	3fg	Att	Pct	FT	FTA	Pct	Off	Def	Total	Ast	PF	St	TO	Bl	Pts	Avg	
2003-04	59	17	1468	295	675	.437	21	61	.344	138	183	.750	157	142	199	104	197	71	129	61	728	12.3	
2004-05	69	19	1489	272	617	.441	36	104	.346	141	188	.750	49	180	229	80	165	85	90	27	721	10.4	
Total	128	36	2957	567	1346	.421	57	165	.345	279	371	.752	106	322	428	184	362	156	219	88	1449	11.3	

**Acquired** Traded by Portland on Dec. 3, 2003 in exchange for Wesley Person, a conditional first round pick in the 2004 NBA Draft and cash considerations

**Departed** Traded to Sacramento in exchange for Bobby Jackson and Greg Ostertag on Aug. 2, 2005



**Doug West**

Years 1997-98 to 2000-01													College Villanova										No 2					Pos G/F				
Season	G	GS	Min	FG	FGA	Pct	3fg	Att	Pct	FT	FTA	Pct	Off	Def	Total	Ast	PF	St	TO	Bl	Pts	Avg										
1997-98	Did not play due to injury																															
1998-99	14	2	294	31	65	.477	0	2	.000	19	25	.760	5	20	25	19	38	16	12	7	81	5.8										
1999-00	38	0	581	59	145	.407	0	3	.000	34	40	.694	18	53	71	43	80	12	19	8	152	4.0										
2000-01	15	6	171	11	38	.289	0	2	.000	6	7	.857	4	11	15	14	21	3	4	4	28	1.9										
Total	67	8	1046	101	248	.407	0	7	.000	59	72	.819	27	84	111	76	139	31	35	19	261	3.9										

**Acquired** In a trade with Minnesota in Feb. 1998 in exchange for Anthony Peeler**Departed** Free agent not re-signed July 2001**DeJuan Wheat**

Years 1998-99			College Louisville										No 6					Pos G									
Season	G	GS	Min	FG	FGA	Pct	3fg	Att	Pct	FT	FTA	Pct	Off	Def	Total	Ast	PF	St	TO	Bl	Pts	Avg					
1998-99	46	0	590	73	193	.378	22	60	.367	40	55	.727	11	34	45	102	59	26	48	2	208	4.5					

**Acquired** Signed as a free agent in Jan. 1999**Departed** Free agent not re-signed July 1999**Gerald Wilkins**

Years 1995-96			College Chattanooga										No 21					Pos G/F									
Season	G	GS	Min	FG	FGA	Pct	3fg	Att	Pct	FT	FTA	Pct	Off	Def	Total	Ast	PF	St	TO	Bl	Pts	Avg					
1995-96	28	14	738	77	205	.376	14	64	.219	20	23	.870	22	43	65	68	55	22	37	2	188	6.7					

**Acquired** In the 1995 Expansion Draft (from Cleveland 20th overall)**Departed** Free agent not re-signed in July 1996**Aaron Williams**

Years 1996-97			College Xavier										No 15					Pos F									
Season	G	GS	Min	FG	FGA	Pct	3fg	Att	Pct	FT	FTA	Pct	Off	Def	Total	Ast	PF	St	TO	Bl	Pts	Avg					
1996-97	32	1	553	82	143	.376	0	1	.000	33	49	.673	60	78	138	15	72	16	28	26	197	6.2					

**Acquired** Signed to a 10-day contract in Jan. 1997**Departed** Free agent not re-signed in July 1997**Elliot Williams**

Years 2015-16				College Memphis								No 25							Pos G						
Season	G	GS	Min	FG	FGA	Pct	3fg	Att	Pct	FT	FTA	Pct	Off	Def	Total	Ast	PF	St	TO	Bl	Pts	Avg			
2015-16	5	0	45	2	10	.200	1	4	.250	3	4	.750	1	3	4	4	2	0	1	0	8	1.6			

**Acquired** Signed by Memphis to a 10-day contract as a Call-Up from the NBA Development League's Santa Cruz Warriors on Jan. 8, 2016**Departed** 10-day contract expired on Jan. 18, 2016**Jason Williams**

Years 2001-02 to 2004-05, 2010-11													College Florida										No 2					Pos G				
Season	G	GS	Min	FG	FGA	Pct	3fg	Att	Pct	FT	FTA	Pct	Off	Def	Total	Ast	PF	St	TO	Bl	Pts	Avg										
2001-02	65	65	2236	376	985	.382	127	430	.295	80	101	.792	22	173	195	519	102	111	214	7	959	14.8										
2002-03	76	76	2407	333	859	.388	143	404	.354	110	131	.840	25	187	212	631	130	91	168	10	919	12.1										
2003-04	72	68	2115	290	713	.387	120	364	.314	82	98	.791	25	122	147	492	97	92	136	5	782	10.9										
2004-05	71	68	1952	266	644	.413	107	330	.324	80	101	.792	19	103	122	399	91	75	130	5	719	10.1										
2010-11	11	0	124	9	29	.310	3	15	.200	0	0	---	0	8	8	28	2	3	7	1	21	1.9										
Total	295	277	8834	1274	3230	.394	500	1543	.324	352	431	.817	91	593	684	2069	422	372	655	28	3400	11.5										

**Acquired** 1) Traded with Nick Anderson in exchange for Mike Bibby and Brent Price on June 27, 2001; 2) Signed as a free agent on Feb. 7, 2011**Departed** 1) Traded to the Miami Heat with James Posey and Andre Emmett as part of a five-team deal on Aug. 2, 2005; 2) Retired on April 18, 2011**Marcus Williams**

Years 2009-10			College Connecticut										No 5					Pos G									
Season	G	GS	Min	FG	FGA	Pct	3fg	Att	Pct	FT	FTA	Pct	Off	Def	Total	Ast	PF	St	TO	Bl	Pts	Avg					
2009-10	62	1	872	104	271	.384	24	81	.296	37	55	.673	13	80	93	161	43	32	74	1	269	4.3					

**Acquired** Signed as a free agent on Aug. 6, 2009**Departed** Contract expired on June 30, 2010

INTRO

PLAYERS

EXECUTIVE

BASKETBALL  
OPSBUSINESS  
OPS

MEDIA

COMMUNITY

HISTORY

PLAYOFFS

REVIEW

OPPONENTS

NBA

FEDERATION

AT A GLANCE





# ALL-TIME ROSTER



## Troy Williams

Years 2016-17			College Indiana									No 10				Pos F/G									
Season	G	GS	Min	FG	FGA	Pct	3fg	Att	Pct	FT	FTA	Pct	Off	Def	Total	Ast	PF	St	TO	Bl	Pts	Avg			
2016-17	24	13	418	51	123	.415	10	41	.244	15	25	.600	6	39	45	19	42	24	27	9	127	5.3			

Acquired Signed by Memphis as a free agent on July 9, 2015

Departed Waived on January 30, 2017



## Brandon Wright

Years 2015-16 to 2017-18													College North Carolina				No 34				Pos F/C			
Season	G	GS	Min	FG	FGA	Pct	3fg	Att	Pct	FT	FTA	Pct	Off	Def	Total	Ast	PF	St	TO	Bl	Pts	Avg		
2015-16	12	2	212	35	52	.673	0	0	-	13	24	.542	14	29	43	6	21	5	10	15	83	6.9		
2016-17	28	5	447	83	135	.615	0	1	.000	23	35	.657	31	47	78	15	42	11	10	20	189	6.8		
2017-18	27	1	366	57	99	.576	0	0	-	21	33	.636	32	61	93	13	29	13	8	25	135	5.0		
Total	67	8	1025	175	286	.612	0	1	.000	57	92	.620	77	137	214	34	92	29	28	60	407	6.1		

Acquired Signed by Memphis as a free agent on July 9, 2015

Departed Waived on Feb. 10, 2018



## Delon Wright

Years 2018-19			College Utah										No 2				Pos G									
Season	G	GS	Min	FG	FGA	Pct	3fg	Att	Pct	FT	FTA	Pct	Off	Def	Total	Ast	PF	St	TO	Bl	Pts	Avg				
2018-19	26	11	802	115	265	.434	20	78	.256	66	89	.742	29	112	141	138	50	42	40	15	316	12.2				

Acquired Traded by Toronto with Jonas Valanciunas, C.J. Miles and a 2024 second round draft pick to Memphis for Marc Gasol on Feb. 7, 2019

Departed Signed and traded by Memphis to Dallas for two future second round draft picks and the draft rights to Satnam Singh (52nd overall in 2015) on July 8, 2019



## Lorenzen Wright

Years 2001-02 to 2005-06													College Memphis				No 42				Pos F/C			
Season	G	GS	Min	FG	FGA	Pct	3fg	Att	Pct	FT	FTA	Pct	Off	Def	Total	Ast	PF	St	TO	Bl	Pts	Avg		
2001-02	43	33	1251	223	486	.459	0	2	.000	70	123	.569	130	275	405	44	126	30	72	23	516	12.0		
2002-03	70	49	1982	325	716	.454	0	5	.000	147	223	.659	170	358	528	80	209	51	110	54	797	11.4		
2003-04	65	46	1674	257	586	.439	0	5	.000	96	131	.733	144	301	445	71	192	45	77	58	610	9.4		
2004-05	80	77	2287	320	683	.469	0	3	.000	131	198	.662	177	436	613	87	251	58	100	69	771	9.6		
2005-06	78	58	1689	194	406	.478	0	2	.000	66	117	.564	142	253	395	48	201	52	67	46	454	5.8		
Total	336	263	8883	1319	2877	.458	0	17	.000	510	792	.644	763	1623	2386	330	979	236	426	250	3148	9.4		

Acquired Traded by Atlanta with Brevin Knight and the draft rights to Pau Gasol to the Memphis Grizzlies for Shareef Abdur-Rahim on July 19, 2001

Departed Free agent not re-signed in July 2006



## Tony Wroten

Years 2012-13, 2015-16				College Washington								No 1				Pos G							
Season	G	GS	Min	FG	FGA	Pct	3fg	Att	Pct	FT	FTA	Pct	Off	Def	Total	Ast	PF	St	TO	Bl	Pts	Avg	
2012-13	35	0	272	33	86	.384	4	16	.250	21	29	.724	13	15	28	43	34	8	29	4	91	2.6	

Acquired 1) Drafted by Memphis in the first round (25th overall) of the 2012 NBA Draft; 2) Claimed off waivers on June 27, 2016;

3) Signed as a free agent on Aug. 4, 2016

Departed 1) Traded to the Philadelphia 76ers for a conditional 2014 second round draft pick and a trade exception on Aug. 22, 2013;

2) Waived on July 11, 2016; 3) Waived on Oct. 7, 2016



## Sam Young

Years 2009-10 to 2011-12										College Pittsburgh										No 4				Pos F/G			
Season	G	GS	Min	FG	FGA	Pct	3fg	Att	Pct	FT	FTA	Pct	Off	Def	Total	Ast	PF	St	TO	Bl	Pts	Avg					
2009-10	80	1	1321	224	497	.451	11	56	.196	136	175	.777	77	124	201	52	106	34	94	20	595	7.4					
2010-11	78	46	1577	233	494	.472	17	50	.340	89	116	.767	40	147	187	71	120	68	61	23	572	7.3					
2011-12	21	2	240	32	83	.386	0	9	.000	10	12	.833	14	27	41	9	12	11	9	2	74	3.3					
Total	179	49	3138	489	1074	.455	28	115	.243	235	303	.776	131	298	429	132	238	113	164	45	1241	6.9					

Acquired Selected by the Grizzlies in the second round (36th overall) of the 2009 NBA Draft

Departed Traded to the Philadelphia 76ers for the draft rights to Ricky Sanchez on March 15, 2012



## Tyler Zeller

Years 2018-19													College North Carolina										No 45				Pos C			
Season	G	GS	Min	FG	FGA	Pct	3fg	Att	Pct	FT	FTA	Pct	Off	Def	Total	Ast	PF	St	TO	Bl	Pts	Avg								
2018-19	4	1	82	16	28	.571	0	0	-	14	18	.778	9	9	18	3	16	1	4	3	46	11.5								
Total	179	49	3138	489	1074	.455	28	115	.243	235	303	.776	131	298	429	132	238	113	164	45	1241	6.9								

Acquired Signed a contract with Memphis pursuant to the NBA's hardship roster rules on April 5, 2019

Departed Became a free agent on July 1, 2019





## GRIZZLIES ALL-TIME UNIFORM NUMBERS

No	Player	Season(s)	No	Player	Season(s)
00	Benoit Benjamin	1995-96		Bonzi Wells	2003-04 to 2004-05
	Darrell Arthur	2008-09 to 2012-13		Eddie Jones	2005-06 to 2006-07
0	Drew Gooden	2002-03		Bobby Jones	2007-08
	Theron Smith	2003-04		Mario Chalmers	2015-16, 2017-18
	JaMychal Green	2014-15 to 2018-19		Shelvin Mack	2018-19
	Avery Bradley	2018-19		C.J. Miles	2018-19
	De Anthony Melton	2019-20		Lawrence Moten	1995-96
1	Anthony Peeler	1997-98	7	Anthony Peeler	1996-97
	Cherokee Parks	1998-99 to 1999-00		Sam Mack	1997-98 to 1998-99
	Mahmoud Abdul-Rauf	2000-01		Eddie Gill	2001-02
	Will Solomon	2001-02		Tarence Kinsey	2006-07 to 2007-08
	Wesley Person	2002-03 to 2003-04		Greg Buckner	2008-09
	Antonio Burks	2004-05 to 2005-06		Leon Powe	2010-11
	Kyle Lowry	2006-07 to 2008-09		Jerryd Bayless	2012-13 to 2013-14
	DeMarre Carroll	2009-10 to 2010-11		Darius Morris	2013-14
	Jeremy Pargo	2011-12		Chris Andersen	2015-16
	Tony Wroten	2012-13		Wayne Selden	2016-17 to 2018-19
	Seth Curry	2013-14		Justin Holiday	2018-19
	Jarnell Stokes	2014-15 to 2015-16		Justise Winslow	2019-20
	Lance Stephenson	2015-16		Michael Dickerson	1999-00 to 2002-03
	Jarell Martin	2016-17 to 2017-18	8	Quincy Pondexter	2014-15
	Kyle Anderson	2018-19 to 2019-20		Bryce Cotton	2015-16
2	Greg Anthony	1995-96 to 1996-97		James Ennis III	2015-16, 2016-17 to 2017-18
	Doug West	1997-98 to 2000-01		MarShon Brooks	2017-18 to 2018-19
	Jason Williams	2001-02 to 2004-05		Dusty Hannahs	2018-19
	Juan Carlos Navarro	2007-08	9	George Lynch	1997-98
	Trey Gilder	2009-10		Dennis Scott	1999-00
	Acie Law	2010-11		Isaac Austin	2000-01 to 2001-02
	Josh Selby	2011-12 to 2012-13		Ronnie Brewer	2009-10
	Russ Smith	2014-15 to 2015-16		Tony Allen	2010-11 to 2016-17
	Kobi Simmons	2017-18		Moochie Norris	1996-97
	Jarnell Stokes	2018-19	10	Otis Thorpe	1997-98
	Delon Wright	2018-19		Mike Bibby	1998-99 to 2000-01
	Jordan Bell	2019-20		Gordan Giricek	2002-03
3	Shareef Abdur-Rahim	1996-97 to 2000-01		Junior Harrington	2006-07
	Troy Bell	2003-04		Jamaal Tinsley	2009-10
	Anthony Roberson	2005-06		Rodney Carney	2010-11
	Chuckie Atkins	2006-07		Gilbert Arenas	2011-12
	Jeremy Richardson	2007-08		Jarell Martin	2015-16
	Javaris Crittenton	2007-08 to 2008-09		Troy Williams	2016-17
	Steve Francis*	2008-09		Ivan Rabb	2017-18 to 2018-19
	Darius Miles	2008-09		Ivan Rabb	2017-18 to 2018-19
	Allen Iverson	2009-10	11	Lee Mayberry	1996-97 to 1998-99
	Jason Williams	2010-11		Damon Jones	2000-01
	Brian Skinner	2011-12		Mike Conley	2007-08 to 2018-19
	Wayne Ellington	2012-13	12	Bobby Hurley	1997-98
	James Johnson	2013-14		Rodrick Rhodes	1998-99
	Jordan Adams	2014-15 to 2015-16		Jake Tsakalidis	2003-04 to 2006-07
	Briante Weber	2017-18		Nick Calathes	2013-14 to 2014-15
	Jevon Carter	2018-19		Tyreke Evans	2017-18
	Grayson Allen	2019-20		Yuta Watanabe	2018-19
4	Byron Scott	1995-96		Ja Morant	2019-20
	Stromile Swift	2000-01 to 2004-05; 2006-07 to 2007-08	13	Felipe Lopez	1998-99 to 1999-00
	Sam Young	2009-10 to 2011-12		Quinton Ross	2008-09
	Chris Johnson	2012-13		Xavier Henry	2010-11
	Jordan Farmar	2015-16		Mike Miller	2013-14
	Wade Baldwin IV	2016-17		Tyrus Thomas	2014-15
	Myke Henry	2017-18		Jaren Jackson Jr.	2018-19 to 2019-20
	Julian Washburn	2018-19		Eric Murdock	1995-96
	Jontay Porter	2019-20	14	Carl Herrera	1998-99
5	Darrick Martin	1995-96		Andre Emmett	2004-05
	Chris Robinson	1997-98		Lester Hudson	2011-12
	Milt Palacio	1999-00		Xavier Munford	2015-16
	Elliot Perry	2001-02		Brice Johnson	2017-18
	Will Conroy	2006-07		Omari Johnson	2017-18
	Marcus Williams	2009-10		Gorgui Dieng	2019-20
	Ish Smith	2010-11		Rich Manning	1995-96 to 1996-97
	Marreese Speights	2011-12 to 2012-13	15	Aaron Williams	1996-97
	Austin Daye	2012-13		Cezary Trybanski	2002-03
	Courtney Lee	2013-14 to 2015-16		Hamed Haddadi	2008-09 to 2012-13
	Andrew Harrison	2016-17 to 2018-19		Vince Carter	2014-15 to 2016-17
	Bruno Caboclo	2018-19 to 2019-20		Brandon Clarke	2019-20
	Dusty Hannahs	2019-20	16	Pau Gasol	2001-02 to 2007-08
6	Larry Robinson	1996-97 to 1997-98		Toney Douglas	2016-17
	De Juan Wheat	1998-99	17	Chris King	1995-96
	Antonis Fotsis	2001-02		Garret Temple	2018-19
				Jonas Valanciunas	2018-19 to 2019-20

INTRO

PLAYERS

EXECUTIVE

BASKETBALL  
OPSBUSINESS  
OPS

MEDIA

COMMUNITY  
HISTORY

PLAYOFFS

REVIEW

OPPONENTS

NBA

FEDERATION

AT A GLANCE





# ALL-TIME ROSTER

## GRIZZLIES ALL-TIME UNIFORM NUMBERS (CONT.)

No	Player	Season(s)	No	Player	Season(s)
18	Ashraf Amaya	1995-96	32	Doug Edwards	1995-96 to 1997-98
	Josh Davis	2011-12		Pete Chilcutt	1998-99
	Omri Casspi	2018-19		Rodney Buford	2001-02
	Yuta Watanabe	2019-20		Chucky Atkins	2005-06
19	Beno Udrih	2013-14 to 2015-16		Alexander Johnson	2006-07
	P.J. Hairston	2015-16		O.J. Mayo	2008-09 to 2011-12
	Jarrod Uthoff	2019-20		Ed Davis	2012-13 to 2013-14
20	Brent Price	1999-00 to 2000-01		Jeff Green	2014-15 to 2015-16
	Chris Owens	2002-03		Vince Hunter	2017-18
	Damon Stoudamire	2005-06 to 2007-08	33	Pete Chilcutt	1996-97
	Quincy Pondexter	2012-13 to 2013-14		Antonio Daniels	1997-98
	Ryan Hollins	2015-16		Mike Miller	2002-03 to 2007-08
	Marquis Teague	2017-18		Marc Gasol	2008-09 to 2018-19
	D.J. Stephens	2018-19	34	Anthony Avent	1995-96
	Josh Jackson	2019-20		George Lynch	1996-97
21	Gerald Wilkins	1995-96		Michael Smith	1997-98 to 1998-99
	Lawrence Moten	1996-97		Scott Padgett	2006-07
	Kevin Edwards	2000-01		Jason Collins	2007-08
	Isaac Fontaine	2001-02		Hasheem Thabeet	2009-10 to 2010-11
	Robert Archibald	2002-03		Brandon Wright	2015-16 to 2017-18
	Hakim Warrick	2005-06 to 2008-09	35	Brian Cardinal	2004-05 to 2007-08
	Greivis Vasquez	2010-11		Alex Stepheson	2015-16
	Tayshaun Prince	2012-13 to 2014-15	40	Antonio Harvey	1995-96
	Deyonta Davis	2017-18		Cuonzo Martin	1995-96
	Tyus Jones	2019-20		Ivano Newbill	1997-98
22	Brevin Knight	2001-02 to 2002-03		Makhtar N'Diaye	1998-99
	Rudy Gay	2006-07 to 2012-13		Ryan Humphrey	2002-03 to 2004-05
	Jamaal Franklin	2013-14	41	James Posey	2003-04 to 2004-05
	Matt Barnes	2015-16		Kosta Koufos	2013-14 to 2014-15
	Xavier Rathana-Mayes	2017-18	42	Lorenzen Wright	2001-02 to 2005-06
	Tyler Dorsey	2018-19	43	Grant Long	1999-00 to 2001-02
23	Pete Chilcutt	1997-98	44	Kenny Gattison	1995-96
	Jason Sasser	1998-99		Roy Rogers	1996-97
	Casey Jacobsen	2007-08		Tony Massenburg	1997-98 to 1998-99; 2000-01 to 2001-02
	Deyonta Davis	2016-17		Lawrence Roberts	2005-06 to 2006-07
	Ben McLemore	2017-18		Andre Brown	2007-08
	Marko Guduric	2019-20		Dante Cunningham	2011-12
24	Terry Dehere	1998-99		Solomon Hill	2019-20
	Othella Harrington	1999-00 to 2000-01		Anthony Tolliver	2019-20
	Bobby Jackson	2005-06	45	Bo Outlaw	2003-04
	Dillon Brooks	2017-18 to 2019-20		Steven Hunter	2009-10
25	Joe Stephens	1999-00		Dexter Pittman	2012-13
	Erick Strickland	2000-01		Tyler Zeller	2018-19
	Nick Anderson	2001-02	46	John Konchar	2019-20
	Earl Watson	2002-03 to 2004-05	50	Bryant Reeves	1995-96 to 2001-02
	John Thomas	2005-06		Zach Randolph	2009-10 to 2016-17
	Elliott Williams	2015-16	52	Eric Mobley	1995-96 to 1996-97
	Chandler Parsons	2016-17 to 2017-18		J.R. Henderson	1998-99
26	Lester Hudson	2009-10	54	Obinna Ekezie	1999-00
27	Kalin Lucas	2014-15		Kwame Brown	2007-08
30	Blue Edwards	1995-96 to 1997-98	55	Eric Leckner	1996-97
	Dahntay Jones	2003-04 to 2006-07		Antoine Carr	1999-00
	Adonal Foyle	2008-09		Marko Jaric	2008-09 to 2009-10
	Jon Leuer	2012-13 to 2014-15		Keyon Dooling	2012-13
	Troy Daniels	2016-17		Joakim Noah	2018-19
31	Darko Milicic	2007-08 to 2008-09	99	Jae Crowder	2019-20
	Shane Battier	2001-02 to 2005-06, 2010-11			





## PLAYER COLLEGES

College	Player	College	Player	College	Player
Alabama	JaMychal Green	Iowa	Jarrold Uthoff	Southern Methodist	Quinton Ross
Arizona	Roy Rogers	Iowa State	Jamaal Tinsley	St. John's	Felipe Lopez
	Gilbert Arenas	Kansas	Darrell Arthur	Stanford	Jason Collins
	Jerryd Bayless		Mario Chalmers		Casey Jacobsen
	Mike Bibby		Drew Gooden	Syracuse	Brevin Knight
	Michael Dickerson		Xavier Henry		Lawrence Moten
	Damon Stoudamire		Josh Selby		Hakim Warrick
	Kobi Simmons		Wayne Selden	Temple	Eddie Jones
Arizona State	Solomon Hill	Kentucky	Ben McLemore	Tennessee	Jamell Stokes
	Isaac Austin		Josh Jackson	Tennessee-Martin	Lester Hudson
	Mike Batiste		Andrew Harrison	Texas	Avery Bradley
Arkansas	Byron Scott		Scott Padgett		Chris Owens
	Ronnie Brewer		Tayshaun Prince	Texas A&M	Dexter Pittman
Arkansas-Little Rock	Lee Mayberry	Louisville	Marquis Teague	Texas-EI Paso	Acie Law
Auburn	Joe Stephens		Russ Smith		Vince Hunter
Bail State	Wesley Person		DeJuan Wheat		Julian Washburn
	Theron Smith	LSU	Gorgui Dieng	Texas Tech	Andre Emmett
Baylor	Bonzi Wells		Jarell Martin		Jason Sasser
Blinn Junior College (TX)	Brian Skinner		Mahmoud Abdul-Rauf	UCLA	Jordan Adams
Boston College	Chris Andersen		Stromile Swift		Kyle Anderson
Bowling Green	Troy Bell		Garrett Temple		Matt Barnes
Butler	Antonio Daniels	Maryland	Tyrus Thomas		Jordan Farmar
California	Shelvin Mack		Obinna Ekezie		J.R. Henderson
	Shareef Abdur-Rahim		Tony Massenburg		Ryan Hollins
	Leon Powe	Marquette	Greivis Vasquez		Darrick Martin
California State, Long Beach	Ivan Rabb	Memphis	Jaë Crowder	UNLV	Earl Watson
Centenary	James Ennis III		Antonio Burks	USC	Greg Anthony
Chattanooga	Larry Robinson		Rodney Carney		O.J. Mayo
Cincinnati	Gerald Wilkins		Tyrece Evans		Rodrick Rhodes
Clemson	Lance Stephenson		Elliott Perry		Alex Stepheson
	Greg Buckner		D.J. Stephens	Utah	De Anthony Melton
Colgate	Will Solomon		Elliott Williams	Vanderbilt	Delon Wright
Colorado State	Adonal Foyle	Michigan	Lorenzo Wright	Villanova	Wade Baldwin IV
Connecticut	Milt Palacio	Michigan State	Darius Morris		Dante Cunningham
	Rudy Gay		Deyonta Davis		Kyle Lowry
	Hasheem Thabeet		Jaren Jackson Jr.	Virginia Commonwealth	Doug West
Creighton	Marcus Williams		Kalin Lucas		Troy Daniels
	Benoit Benjamin	Minnesota	Zach Randolph		Briante Weber
	Rodney Buford		Bobby Jackson	Wake Forest	James Johnson
Dayton	Anthony Tolliver		John Thomas		Chris King
Delta State	Chris Johnson	Mississippi State	Lawrence Roberts		Ish Smith
DePaul	Jeremy Richardson	Missouri	DeMarre Carroll	Washington	Will Conroy
	Andre Brown		Keyon Dooling		Bobby Jones
	Kevin Edwards		Anthony Peeler		Justin Holiday
	Steven Hunter		Jontay Porter		Rich Manning
Detroit Mercy	Myke Henry	Murray State	Ja Morant		Quincy Pondexter
Duke	Ray McCallum	Nebraska	Erick Strickland		Tony Wroten
	Shane Battier	North Carolina	Vince Carter	Washington State	Isaac Fontaine
	Seth Curry		Pete Chilcutt	Weber State	Eddie Gill
	Bobby Hurley		Ed Davis	West Florida	Moochie Norris
	Dahntay Jones		Makhtar N'Diaye	West Virginia	Jevon Carter
	Cherokee Parks		P.J. Hairston	Western Kentucky	Courtney Lee
	Grayson Allen		Brice Johnson		Chris Robinson
	Tyus Jones		George Lynch	Wichita State	Antoine Carr
	Justise Winslow		Brandon Wright	Wingate	Junior Harrington
East Carolina	Blue Edwards	Northwestern State	Tyler Zeller	Wisconsin	Jon Leuer
Eastern Michigan	Grant Long	Notre Dame	Trey Gilder	Wyoming	Josh Davis
Florida	Nick Calathes	Ohio State	Ryan Humphrey		Eric Leckner
	Mike Miller		Mike Conley	Xavier	James Posey
	Jakom Noah		Kosta Koufos		Aaron Williams
	Chandler Parsons	Oklahoma	Brent Price		
	Anthony Roberson	Oklahoma State	Tony Allen	High School	Player
	Marreese Speights		Bryant Reeves	East St. Louis HS (IL)	Darius Miles
Florida State	Jason Williams	Old Dominion	Kenny Gattison	Glynn Academy HS (GA)	Kwame Brown
	Doug Edwards	Oregon	Dillon Brooks	Skyline HS (TX)	C.J. Miles
	Alexander Johnson		Tyler Dorsey		
	Xavier Rathan-Mays		Jordan Bell	International	Player
Fort Wayne	John Konchar	Oregon State	Omar Johnson	Brazil	Bruno Caboclo
George Washington	Yuta Watanabe	Pfeiffer	Antonio Harvey	Canada	Brandon Clarke
Georgetown	Jeff Green	Pittsburgh	Eric Mobley	Croatia	Gordan Giricek
	Othella Harrington		Sam Young	Georgia	Jake Tsakalidis
	Allen Iverson	Providence	Bryce Cotton	Greece	Antonis Fotsis
Georgia Tech	Javaris Crittenton		Eric Murdock	Iran	Hamed Haddadi
	Ivano Newbill		Michael Smith	Israel	Omri Casspi
	Dennis Scott		Otis Thorpe	Lithuania	Jonas Valanciunas
Gonzaga	Austin Daye	Purdue	MarShon Brooks	Poland	Cezary Trybanski
	Jeremy Pargo		Brian Cardinal	Senegal	Gorgui Dieng
	Brandon Clarke		Cuonzo Martin	Serbia	Marko Jarić
Houston	Carl Herrera	Rhode Island	Xavier Munford		Marko Milicic
	Damon Jones	San Diego State	Jamaal Franklin		Marko Guduric
	Sam Mack	Seton Hall	Anthony Avert		Beno Udrih
	Be Outlaw		Terry Dehere		Marc Gasol
Illinois	Nick Anderson	South Carolina	Tarence Kinsey		Pau Gasol
	Robert Archibald	South Florida	Chucky Atkins		Juan Carlos Navarro
Indiana	Troy Williams	Southern Illinois	Ashraf Amaya		

INTRO

PLAYERS

EXECUTIVE

BASEBALL

BUSINESS

MEDIA

COMMUNITY

HISTORY

PLAYOFFS

REVIEW

OPPONENTS

NBA

FEDERATION


AT A GLANCE







# PLAYOFFS



PLAYOFFS





# PLAYOFFS

## PLAYOFF WON & LOST RECORDS

Season	OVERALL RECORD				HOME			ROAD		
	W	L	Pct	Finish	W	L	Pct	W	L	Pct
2017-20				Did not qualify*						
2016-17	2	4	.333	Lost NBA Western Conference First Round vs San Antonio	2	1	.667	0	3	.000
2015-16	0	4	.000	Lost NBA Western Conference First Round vs San Antonio	0	2	.000	0	2	.000
2014-15	6	5	.545	Lost NBA Western Conference Semifinals vs Golden State	4	2	.667	2	3	.400
2013-14	3	4	.429	Lost NBA Western Conference First Round vs Oklahoma City	1	2	.333	2	2	.500
2012-13	8	7	.533	Lost NBA Western Conference Finals vs San Antonio	5	2	.714	3	5	.375
2011-12	3	4	.428	Lost NBA Western Conference First Round vs LA Clippers	2	2	.500	1	2	.333
2010-11	7	6	.538	Lost NBA Western Conference Semifinals vs Oklahoma City	5	1	.833	2	5	.286
2006-10				Did not qualify						
2005-06	0	4	.000	Lost NBA Western Conference First Round vs Dallas	0	2	.000	0	2	.000
2004-05	0	4	.000	Lost NBA Western Conference First Round vs Phoenix	0	2	.000	0	2	.000
2003-04	0	4	.000	Lost NBA Western Conference First Round vs San Antonio	0	2	.000	0	2	.000
1995-03				Did not qualify						
<b>Total</b>	<b>29</b>	<b>46</b>	<b>.387</b>		<b>19</b>	<b>18</b>	<b>.514</b>	<b>10</b>	<b>28</b>	<b>.263</b>

\* - Memphis lost play-in game to Portland, 126-122, on Aug. 15, 2020 in Orlando, Florida

## PLAYOFF GAME BY GAME HISTORY

### 2017 PLAYOFFS

Date	Opponent		Mem	Opp	Hm	Rd	Tot	Atten.	Grizzlies Top Scorer	Grizzlies Top Rebounder	Opponent Top Scorer
Apr 15	@ San Antonio	L	82	111	0-0	0-1	0-1	18,418	Gasol-32	Conley/Gasol-5	Leonard-32
Apr 17	@ San Antonio	L	82	96	0-0	0-2	0-2	18,418	Conley-24	Randolph-10	Leonard-37
Apr 20	San Antonio	W	105	94	1-0	0-2	1-2	18,119	Conley-24	Randolph-8	Leonard-18
Apr 22	San Antonio	W	110	108 (OT)	2-0	0-2	2-2	18,119	Conley-35	Gasol-12	Leonard-43
Apr 25	@ San Antonio	L	103	116	2-0	0-3	2-3	18,418	Conley-26	Randolph-6	Leonard-28
Apr 27	San Antonio	L	96	103	2-1	0-3	2-4	18,119	Conley-26	Randolph-11	Leonard-29

### 2016 PLAYOFFS

Date	Opponent		Mem	Opp	Hm	Rd	Tot	Atten.	Grizzlies Top Scorer	Grizzlies Top Rebounder	Opponent Top Scorer
Apr 17	@ San Antonio	L	74	106	0-0	0-1	0-1	18,418	Carter-16	Andersen-9	Leonard-20
Apr 19	@ San Antonio	L	68	94	0-0	0-2	0-2	18,418	Allen-12	Randolph-12	Mills-16
Apr 22	San Antonio	L	87	96	0-1	0-2	0-3	18,119	Randolph-20	Barnes/Randolph-11	Leonard-32
Apr 24	San Antonio	L	95	116	0-2	0-2	0-4	18,119	Stephenson-26	Andersen-13	Leonard-21

### 2015 PLAYOFFS

Date	Opponent	Mem	Opp	Hm	Rd	Tot	Atten.	Grizzlies Top Scorer	Grizzlies Top Rebounder	Opponent Top Scorer	
Apr 19	Portland	W	100	86	1-0	0-0	1-0	18,119	Udrih-20	Gasol/Randolph-11	Aldridge-32
Apr 22	Portland	W	97	82	2-0	0-0	2-0	18,119	Conley/Lee-18	Randolph-10	Aldridge-24
Apr 25	@ Portland	W	115	109	2-0	1-0	3-0	19,945	Gasol-7	Batum-27	Aldridge-24
Apr 27	@ Portland	L	92	99	2-0	1-1	3-1	19,541	Gasol-21	Allen-10	Lillard-32
Apr 29	Portland	W	99	93	3-0	1-1	4-1	18,119	Gasol-26	Gasol-14	McCollum-33

May 3	@ Golden State	L	86	101	3-0	1-2	4-2	19,596	Gasol-21	Gasol/Randolph-9	Curry-22
May 5	@ Golden State	W	97	90	3-0	2-2	5-2	19,596	Conley-22	Carter/Randolph-7	Curry-19
May 9	Golden State	W	99	89	4-0	2-2	6-2	18,119	Randolph-22	Gasol-15	Curry-23
May 11	Golden State	L	84	101	4-1	2-2	6-3	18,119	Gasol-19	Randolph-11	Curry-33
May 13	@ Golden State	L	78	98	4-1	2-3	6-4	19,596	Gasol-18	Gasol-12	Thompson-21
May 15	Golden State	L	95	108	4-2	2-3	6-5	18,119	Gasol-21	Gasol-15	Curry-32

### 2014 PLAYOFFS

Date	Opponent	Mem	Opp	Hm	Rd	Tot	Atten.	Grizzlies Top Scorer	Grizzlies Top Rebounder	Opponent Top Scorer	
Apr 19	@ Oklahoma City	L	86	100	0-0	0-1	0-1	18,203	Randolph-21	Randolph-11	Durant-33
Apr 21	@ Oklahoma City	W	111	105 (OT)	0-0	1-1	1-1	18,203	Randolph-25	Allen-8	Durant-36
Apr 24	Oklahoma City	W	98	95 (OT)	1-0	1-1	2-1	18,119	Conley-20	Randolph-10	Durant/Westbrook-30
Apr 26	Oklahoma City	L	89	92 (OT)	1-1	1-1	2-2	18,119	Gasol-23	Allen-13	Jackson-32
Apr 29	@ Oklahoma City	W	100	99 (OT)	1-1	2-1	3-2	18,203	Miller-21	Gasol-15	Westbrook-30
May 1	Oklahoma City	L	84	104	1-2	2-1	3-3	18,119	Gasol-17	Randolph-8	Durant-36
May 3	@ Oklahoma City	L	109	120	1-2	2-2	3-4	18,203	Gasol-24	Leuer-7	Durant-33

### 2013 PLAYOFFS

2012-13 Eastern Conference								Grizzlies Top Scorer	Grizzlies Top Rebounder	Opponent Top Scorer	
Date	Opponent		Mem	Opp	Hm	Rd	Tot	Atten.			
Apr 20	@ LA Clippers	L	91	112	0-0	0-1	0-1	19,373	Bayless-19	Davis-6	Paul-23
Apr 22	@ LA Clippers	L	91	93	0-0	0-2	0-2	19,276	Conley-28	Allen-10	Paul-24
Apr 25	LA Clippers	W	94	82	1-0	0-2	1-2	18,119	Randolph-27	Randolph-11	Griffin-16
Apr 27	LA Clippers	W	104	83	2-0	0-2	2-2	18,119	Gasol/Randolph-24	Gasol-13	Griffin/Paul-19
Apr 30	@ LA Clippers	W	103	93	2-0	1-2	3-2	19,384	Randolph-25	Randolph-11	Paul-35





## 2013 PLAYOFFS (CONT.)

Date	Opponent		Mem	Opp	Hm	Rd	Tot	Atten.	Grizzlies Top Scorer	Grizzlies Top Rebounder	Opponent Top Scorer
May 3	LA Clippers	W	118	105	3-0	1-2	4-2	18,119	Conley/Randolph-23	Allen/Gasol-7	Barnes-30
May 5	@ Oklahoma City	L	91	93	3-0	1-3	4-3	18,203	Gasol-20	Gasol/Randolph-10	Durant-35
May 7	@ Oklahoma City	W	99	93	3-0	2-3	5-3	18,203	Conley-26	Conley-10	Durant-36
May 11	Oklahoma City	W	87	81	4-0	2-3	6-3	18,119	Gasol-20	Randolph-10	Durant-25
May 13	Oklahoma City	W	103	97 (OT)	5-0	2-3	7-3	18,119	Conley-24	Randolph-12	Durant-27
May 15	@ Oklahoma City	W	88	84	5-0	3-3	8-3	18,203	Randolph-28	Randolph-14	Durant-21
May 19	@ San Antonio	L	83	105	5-0	3-4	8-4	18,581	Pondexter-17	Gasol/Randolph-7	Parker-20
May 21	@ San Antonio	L	89	93 (OT)	5-0	3-5	8-5	18,581	Bayless/Conley-18	Randolph-18	Duncan-17
May 25	San Antonio	L	93	104 (OT)	5-1	3-5	8-6	18,119	Conley-20	Randolph-15	Parker-26
May 27	San Antonio	L	86	93	5-2	3-5	8-7	18,119	Pondexter-22	Allen/Randolph-8	Parker-37

## 2012 PLAYOFFS

Date	Opponent	Mem	Opp	Hm	Rd	Tot	Atten.	Grizzlies Top Scorer	Grizzlies Top Rebounder	Opponent Top Scorer	
Apr 29	LA Clippers	L	98	99	0-1	0-0	0-1	18,119	Gay-19	Speights-9	Young-19
May 2	LA Clippers	W	105	98	1-1	0-0	1-1	18,119	Gay-21	Randolph-8	Paul-29
May 5	@ LA Clippers	L	86	87	1-1	0-1	1-2	19,060	Gay-24	Gasol-10	Paul-24
May 7	@ LA Clippers	L	97	101	1-1	0-2	1-3	19,167	Conley-25	Randolph-9	Griffin-30
May 9	LA Clippers	W	92	80	2-1	0-2	2-3	18,119	Gasol-23	Randolph-10	Williams-20
May 11	@ LA Clippers	W	90	88	2-1	1-2	3-3	19,060	Gasol-23	Randolph-16	Griffin-17
May 13	LA Clippers	L	72	82	2-2	1-2	3-4	18,119	Gasol/Gay-19	Randolph-12	Paul-19

## 2011 PLAYOFFS

Date	Opponent		Mem	Opp	Hm	Rd	Tot	Atten.	Grizzlies Top Scorer	Grizzlies Top Rebounder	Opponent Top Scorer
Apr 17	@ San Antonio	W	101	98	0-0	1-0	1-0	18,581	Randolph-25	Randolph-14	Parker-20
Apr 20	@ San Antonio	L	87	93	0-0	1-1	1-1	18,760	Young-17	Gasol-17	Ginobili-17
Apr 23	San Antonio	W	91	88	1-0	1-1	2-1	18,119	Randolph-25	Gasol-9	Ginobili-23
Apr 25	San Antonio	W	104	86	2-0	1-1	3-1	18,119	Conley-15	Gasol-9	Parker-23
Apr 27	@ San Antonio	L	103	110 (OT)	2-0	1-2	3-2	18,581	Randolph-26	Gasol-17	Ginobili-33
Apr 29	San Antonio	W	99	91	3-0	1-2	4-2	18,119	Randolph-31	Gasol-13	Parker-23
May 1	@ Oklahoma City	W	114	101	3-0	2-2	5-2	18,203	Randolph-34	Gasol-13	Durant-33
May 3	@ Oklahoma City	L	102	111	3-0	2-3	5-3	18,203	Conley-24	Gasol-10	Durant-26
May 7	Oklahoma City	W	101	93 (OT)	4-0	2-3	6-3	18,119	Randolph-21	Randolph-21	Westbrook-23
May 9	Oklahoma City	L	123	133 (3OT)	4-1	2-3	6-4	18,119	Randolph-34	Gasol-21	Westbrook-40
May 11	@ Oklahoma City	L	72	99	4-1	2-4	6-5	18,203	Gasol-15	Randolph-7	Durant-19
May 13	Oklahoma City	W	95	83	5-1	2-4	7-5	18,119	Randolph-30	Randolph-13	Westbrook-27
May 15	@ Oklahoma City	L	90	105	5-1	2-5	7-6	18,203	Conley-18	Randolph-10	Durant-39

## 2006 PLAYOFFS

Date	Opponent	Mem	Opp	Hm	Rd	Tot	Atten.	Grizzlies Top Scorer	Grizzlies Top Rebounder	Opponent Top Scorer	
Apr 23	@ Dallas	L	93	103	0-0	0-1	0-1	20,340	Gasol-24	Tsakalidis-8	Nowitzki-31
Apr 26	@ Dallas	L	79	94	0-0	0-2	0-2	20,612	Gasol-16	Gasol-7	Nowitzki-31
Apr 29	Dallas	L	89	94 (OT)	0-1	0-2	0-3	17,871	Atkins-20	Wright-10	Nowitzki-36
May 1	Dallas	L	76	102	0-2	0-2	0-4	15,104	Gasol-25	Battier-7	Nowitzki-27

## 2005 PLAYOFFS

Date	Opponent	Mem	Opp	Hm	Rd	Tot	Atten.	Grizzlies Top Scorer	Grizzlies Top Rebounder	Opponent Top Scorer	
Apr 24	@ Phoenix	L	103	114	0-0	0-1	0-1	18,422	Miller-19	Battier-9	Marion-26
Apr 27	@ Phoenix	L	103	108	0-0	0-2	0-2	18,422	Gasol-28	Gasol-16	Stoudemire-34
Apr 29	Phoenix	L	90	110	0-1	0-2	0-3	18,119	Wright-14	Battier/Swift/Wright-8	Stoudemire-30
May 1	Phoenix	L	115	123	0-2	0-2	0-4	17,243	Gasol-28	Battier/Jones-5	Johnson-25

## 2004 PLAYOFFS

2004-2005

Date	Opponent	Mem	Opp	Hm	Rd	Tot	Atten.	Grizzlies Top Scorer	Grizzlies Top Rebounder	Opponent Top Scorer	
Apr 17	@ San Antonio	L	74	98	0-0	0-1	0-1	18,797	Wells-16	Swift-7	Duncan-26
Apr 19	@ San Antonio	L	70	87	0-0	0-2	0-2	18,797	Gasol-20	Gasol-11	Parker-27
Apr 22	San Antonio	L	93	95	0-1	0-2	0-3	19,351	Gasol-18	Swift/Wright-6	Duncan-22
Apr 25	San Antonio	L	97	110	0-2	0-2	0-4	19,351	Gasol-22	Posey-11	Parker-29

INTRO

PLAYERS

EXECUTIVE

BASKETBALL  
OPSBUSINESS  
OPS

MEDIA

COMMUNITY

HISTORY

PLAYOFFS

REVIEW

OPPONENTS

NBA

FEDERATION

AT A GLANCE





# PLAYOFFS

## TEAM SCORING RECORDS

Scoring Highs	Grizzlies	Game	Date	Opp	Game	Date
Game, Overall	123	Game 4 vs OKC	5/9/11	133	Game 4 vs OKC	5/9/11
1st Quarter	36	(2) Game 7 at OKC *	5/3/14	39	(2) Game 4 at Pho *	5/1/05
2nd Quarter	38	Game 3 at Por	4/25/15	34	Game 7 at OKC	5/3/14
3rd Quarter	34	Game 6 vs LAC	5/3/13	37	Game 4 vs SA	4/24/16
4th Quarter	34	Game 2 at OKC	5/3/11	37	Game 1 at LAC	4/20/13
1st Half	62	Game 3 at Por	4/25/15	63	Game 4 vs Pho	5/1/05
2nd Half	60	Game 6 vs LAC	5/3/13	69	Game 4 vs SA	4/24/16
Overtime	15	Game 3 vs OKC	5/7/11	18	(2) Game 3 vs SA *	5/25/1

Scoring Lows	Grizzlies	Game	Date	Opp	Game	Date
Game, Overall	70	Game 2 at SA	4/19/04	80	Game 5 vs LAC	5/9/12
1st Quarter	11	Game 2 at SA	4/19/16	14	Game 3 vs SA	5/25/13
2nd Quarter	12	Game 2 at Dal	4/26/06	15	Game 5 at OKC	5/15/13
3rd Quarter	13	Game 2 at Dal	4/26/06	13	Game 1 at OKC	4/19/14
4th Quarter	11	Game 2 at SA	4/19/04	9	Game 2 at SA	5/21/13
1st Half	31	Game 2 at SA	5/21/13	36	Game 3 vs OKC	4/24/14
2nd Half	30	Game 3 vs Dal	4/29/06	29	Game 6 vs OKC	5/13/11
Overtime	4	(2) Game 2 at SA *	5/21/13	3	Game 4 vs OKC	5/13/13

## MARGINS, LEADS & DEFICITS

Margin of Victory	Diff	Game	Diff	Game
All Games	+21	Game 4 vs LAC, 4/27/13 (104-83)	-32	Game 1 at SA, 4/17/16 (74-106))
Leads & Deficits	Lead	Game	Def	Game
All Games	+27	Game 1 vs LAC, 4/29/12 (84-57)	-36	(2) Game 1 at SA, 4/15/17 (71-107) *
After 1st Quarter	+18	Game 1 vs LAC, 4/29/12 (34-16)	-19	Game 4 vs Pho, 5/1/05 (20-39)
At The Half	+19	(2) Game 1 vs Por, 4/19/15 (58-39) *	-22	Game 1 at OKC, 4/19/14 (34-56)
After 3rd Quarter	+24	Game 1 vs Por, 4/19/15 (86-62)	-30	Game 1 at SA, 4/17/16 (51-81)

\* Most recent occurrence





## PLAYOFF STATISTICS HISTORY

## TOTALS

	Season	G	Min	FG	FGA	Pct	3FG	Att	Pct	FT	FTA	Pct	Off	Def	Tot	Ast	PF	Stl	TO	Blk	Pts	Avg
Mem	2004	4	960	123	290	.424	15	51	.294	73	94	.777	38	100	138	58	100	38	57	20	334	83.5
Mem	2005	4	960	166	351	.473	31	79	.392	48	68	.706	47	111	158	84	98	23	43	18	411	102.8
Mem	2006	4	985	120	266	.451	15	48	.313	82	113	.726	33	104	137	56	110	19	64	15	337	84.3
Mem	2011	13	3245	477	1092	.437	50	157	.318	278	366	.760	162	398	560	245	307	104	170	78	1282	98.6
Mem	2012	7	1705	228	534	.427	24	83	.289	160	215	.744	94	205	299	114	163	50	108	34	640	91.4
Mem	2013	15	3675	511	1223	.418	72	222	.324	326	436	.748	176	450	626	290	332	109	161	69	1420	94.7
Mem	2014	7	1780	257	617	.417	31	107	.290	132	181	.729	90	209	299	152	146	63	75	17	677	96.7
Mem	2015	11	2640	393	925	.425	48	154	.312	208	250	.832	116	362	478	224	213	95	121	45	1042	94.7
Mem	2016	4	960	128	325	.394	19	64	.297	49	70	.700	55	108	163	66	86	32	62	16	324	81.0
Mem	2017	6	1465	208	463	.449	56	145	.386	106	122	.869	46	167	213	113	133	31	68	15	578	96.3
SA	2004	4	960	146	288	.507	31	65	.477	67	101	.663	46	122	168	87	81	30	65	25	390	97.5
Pho	2005	4	960	159	316	.503	42	92	.457	95	128	.742	42	130	172	95	70	19	44	31	455	113.8
Dal	2006	4	985	139	307	.453	21	59	.356	94	110	.855	55	117	172	73	112	27	51	18	393	98.3
SA/OKC	2011	13	3245	457	1030	.444	79	255	.310	298	377	.790	153	415	568	237	308	94	199	88	1291	99.3
LAC	2012	7	1705	233	516	.452	43	123	.350	126	188	.670	65	194	259	114	179	65	106	43	635	90.7
LAC/OKC/SA	2013	15	3675	527	1171	.450	101	302	.334	256	322	.795	131	472	603	286	380	76	210	98	1411	94.1
OKC	2014	7	1780	253	582	.435	56	173	.324	153	181	.845	94	243	337	130	161	42	107	53	715	102.1
POR/GSW	2015	11	2640	386	885	.436	114	306	.373	170	219	.776	107	373	480	222	224	64	161	62	1056	96.0
SA	2016	4	960	148	304	.487	41	87	.471	75	91	.824	32	136	168	86	70	39	56	37	412	103.0
SA	2017	6	1465	223	463	.482	59	144	.410	123	149	.826	59	181	240	98	115	31	68	23	628	104.7

## SINGLE-GAME HIGHS

Record	Grizzlies	Game	Date	Opp	Game	Date
Points	123	Game 4 vs OKC	5/9/11	133	Game 4 vs OKC	5/9/11
Total Rebounds	60	Game 2 at SA	5/21/13	58	Game 4 vs OKC	4/26/14
Offensive Rebounds	24	Game 4 vs OKC	5/9/11	21	Game 3 vs SA	4/22/04
Defensive Rebounds	43	Game 4 vs SA	4/22/17	44	Game 1 at OKC	4/19/14
Assists	30	Game 2 at OKC	4/21/14	29	Game 2 at SA	5/21/13
Personal Fouls	36	Game 4 vs OKC	5/9/11	33	Game 6 vs LAC	5/3/13
Steals	14	Game 2 at SA	4/19/16	13	(3) Game 1 at SA *	4/17/16
Turnovers	23	Game 4 vs SA	4/22/17	21	(3) Game 4 at GSW *	5/11/15
Blocks	9	(4) Game 1 vs Por *	4/19/15	12	(2) Game 3 vs SA *	4/22/16
Field Goal Pct	.552	Game 1 at SA (37/67)	4/17/11	.609	Game 7 at OKC (42/69)	5/3/14
3-Pt Field Goal Pct	.688	Game 1 vs LAC (11/16)	4/29/12	.647	Game 4 vs SA (11/17)	4/25/04
Free Throw Pct	.929	(2) Game 4 at Por (13/14) *	4/27/15	1.000	(2) Game 4 vs SA (17/17) *	4/22/17
FGs Made	45	Game 4 vs Pho	5/1/05	43	(2) Game 4 vs OKC *	5/9/11
FGs Attempted	111	Game 4 vs OKC	5/9/11	97	Game 4 vs SA	4/22/17
3-Pt FGs Made	13	Game 4 vs Pho	5/1/05	15	(2) Game 6 vs GSW *	5/15/15
3-Pt FGs Attempted	27	(3) Game 6 vs SA *	4/27/17	33	(2) Game 4 vs GSW *	5/15/15
FTs Made	39	Game 3 at Por	4/25/15	42	Game 4 vs OKC	5/9/11
FTs Attempted	47	Game 6 vs LAC	5/3/13	50	Game 4 vs OKC	5/9/11

## SINGLE-GAME LOWS

Record	Grizzlies	Game	Date	Opp	Game	Date
Points	68	Game 2 at SA	4/19/16	80	Game 5 vs LAC	5/9/12
Total Rebounds	23	Game 1 at LAC	4/20/13	28	(2) Game 4 vs LAC *	4/27/13
Offensive Rebounds	4	(2) Game 1 at LAC *	4/20/13	3	Game 2 at SA	4/19/16
Defensive Rebounds	18	Game 4 vs Pho	5/1/05	22	Game 6 at LAC	5/11/12
Assists	9	Game 4 vs Dal	5/1/06	10	Game 3 vs OKC	5/11/13
Personal Fouls	16	(3) Game 1 at SA	4/17/16	11	Game 1 at SA	4/17/16
Steals	1	Game 2 at Dal	4/26/06	1	(3) Game 3 vs SA *	4/20/17
Turnovers	3	Game 6 vs GSW	5/15/15	5	Game 3 vs Pho	4/29/05
Blocks	0	Game 1 at GSW	5/3/15	0	(3) Game 6 vs SA *	4/27/17
Field Goal Pct	.325	Game 7 vs LAC (25/77)	5/13/12	.337	Game 1 vs Por	4/19/15
3-Pt Field Goal Pct	.000	(3) Game 7 vs LAC (0/13) *	5/13/12	.133	(2) Game 2 at LAC (2/15) *	4/22/13
Free Throw Pct	.556	(2) Game 2 at SA (10/18) *	4/19/16	.433	Game 3 at LAC (13/30)	5/5/12
FGs Made	23	Game 1 at SA	4/17/04	26	(2) Game 3 vs LAC *	4/25/13
FGs Attempted	61	Game 2 at Dal	4/26/06	61	Game 2 at SA	4/17/17
3-Pt FGs Made	0	(3) Game 7 vs LAC (0/13) *	5/13/12	2	(2) Game 2 at LAC *	4/22/13
3-Pt FGs Attempted	6	Game 5 vs LAC	5/9/12	12	Game 4 vs Dal	5/1/06
FTs Made	4	Game 1 at SA	4/17/16	8	Game 5 at GSW	5/13/15
FTs Attempted	6	Game 1 at SA	4/17/16	10	Game 5 at GSW	5/13/15

\* Most recent occurrence

INTRO

PLAYERS

EXECUTIVE

BASEBALL

BUSINESS

MEDIA

COMMUNITY

HISTORY

PLAYOFFS

REVIEW

OPPONENTS

NBA

FEDERATION

AT A GLANCE





# PLAYOFFS

## PLAYOFF STATISTICS HISTORY BY HALF & QUARTER

### SINGLE-HALF HIGHS

Record	Grizzlies	Game	Date	Opp	Game	Date
Points	62	Game 3 at Por (1st)	4/25/15	69	Game 4 vs SA (2nd)	4/24/16
Total Rebounds	28	(4) Game 5 vs Por (2nd) *	4/29/15	33	Game 1 at OKC (1st)	4/19/14
Assists	15	(3) Game 7 at OKC (1st) *	5/3/14	17	(2) Game 1 at GSW (1st) *	5/3/15
Turnovers	15	Game 4 vs SA (2nd)	4/22/17	13	Game 3 vs OKC (1st)	4/26/14
Field Goal Pct	.618	Game 1 at SA (2nd)	4/17/11	.704	Game 4 vs Pho (2nd)	5/1/05
3 Pt FGs Made	8	Game 6 vs SA (1st)	4/27/17	10	Game 5 vs Por (2nd)	4/29/15

### SINGLE-HALF LOWS

Record	Grizzlies	Game	Date	Opp	Game	Date
Points	30	Game 3 vs Dal (2nd)	4/29/06	29	Game 6 vs OKC (2nd)	5/13/11
Total Rebounds	6	Game 1 at Dal (1st)	4/23/06	9	Game 6 at LAC (2nd)	5/11/12
Assists	1	Game 5 vs LAC (2nd)	5/9/12	3	(2) Game 4 at Por (2nd) *	4/27/15
Turnovers	1	(4) Game 3 vs SAS (1st) *	4/20/17	2	(2) Game 2 at OKC (2nd) *	4/21/14
Field Goal Pct	.250	Game 1 at OKC (1st)	4/19/14	.289	Game 6 vs OKC (2nd)	5/13/11
3 Pt FGs Made	0	(Many) Game 2 at SA (1st) *	4/19/16	0	(6) Game 5 vs SA (1st) *	5/27/13

### SINGLE-QUARTER HIGHS

Record	Grizzlies	Game	Date	Opp	Game	Date
Points	38	Game 3 at Por (2nd)	4/25/15	39	(2) Game 4 vs Pho (1st) *	5/1/05
Total Rebounds	19	Game 5 vs Por (2nd)	4/29/15	18	(5) Game 4 vs Por (4th) *	4/27/15
Assists	10	(2) Game 7 at OKC (1st) *	5/3/14	13	Game 1 at Pho (1st)	4/24/05
Turnovers	11	Game 1 at SA (4th)	4/17/04	9	Game 5 at OKC (1st)	5/1/05
Field Goal Pct	.714	Game 5 vs LAC (1st)	5/9/12	.833	Game 4 vs Pho (3rd)	5/1/05
3 Pt FGs Made	5	(2) Game 4 vs SA (2nd) *	4/22/17	7	Game 1 at Pho (1st)	4/24/05

### SINGLE-QUARTER LOWS

Record	Grizzlies	Game	Date	Opp	Game	Date
Points	11	(2) Game 2 at SA (2nd) *	4/19/16	9	Game 2 at SA (4th)	5/21/13
Total Rebounds	3	(3) Game 1 at OKC (2nd) *	5/5/13	2	Game 2 at SA (3rd)	5/21/13
Assists	0	Game 5 vs LAC (3rd)	5/9/12	0	Game 1 at SA (2nd)	4/17/11
Turnovers	0	(Many) Game 3 vs SA (2nd) *	4/20/17	0	(9) Game 4 vs SA (4th) *	4/22/17
Field Goal Pct	.172	Game 1 at OKC (1st)	4/19/14	.186	Game 1 at OKC (3rd)	4/19/14
3 Pt FGs Made	0	(Many) Game 4 vs SA (3rd) *	4/24/16	0	(Many) Game 4 vs SA (3rd) *	4/22/17

\* Most recent occurrence





## INDIVIDUAL PLAYOFF RECORDS

Series	Grizzlies	Player	Vs	Season	Opp	Player	Team	Season
Points	160	Zach Randolph	OKC	2011	209	Kevin Durant	OKC	2014
Points Per Game	24.7	Mike Conley	SA	2017	31.3	Dirk Nowitzki	DAL	2006
Total Rebounds	86	Zach Randolph	OKC	2011	68	Russell Westbrook	OKC	2014
Rebounds Per Game	12.3	Marc Gasol	SA	2011	12.5	Shawn Marion	PHO	2005
Offensive Rebounds	32	Zach Randolph	OKC	2011	23	Russell Westbrook	OKC	2014
Defensive Rebounds	54	(2) Zach Randolph *	OKC	2011	57	Kevin Durant	OKC	2011
Assists	55	Mike Conley	OKC	2014	56	Russell Westbrook	OKC	2014
Assists Per Game	8.3	Mike Conley	LAC	2013	11.3	Steve Nash	PHO	2005
Steals	14	(2) Mike Conley *	OKC	2014	19	Chris Paul	LAC	2012
Blocks	19	Marc Gasol	OKC	2011	19	Serge Ibaka	OKC	2011
Field Goal Pct (Min. 25 FGA)	.660	Courtney Lee	POR	2015	.615	Robert Horry	SA	2004
3-Pt Field Goal Pct (Min. 10 3PA)	.583	Marc Gasol	SA	2017	.769	Meyers Leonard	POR	2015
Free Throw Pct (Min. 10 FTA)	1.000	Jerryd Bayless	LAC	2013	1.000	(2) Tony Parker *	SA	2017
FGs Made	52	Zach Randolph	OKC	2011	73	Kevin Durant	OKC	2014
FGs Attempted	128	Zach Randolph	OKC	2011	166	Kevin Durant	OKC	2014
3-Pt FGs Made	17	Mike Conley	SA	2017	26	Stephen Curry	GSW	2015
3-Pt FGs Attempted	38	Mike Conley	SA	2017	64	Stephen Curry	GSW	2015
FTs Made	55	Zach Randolph	OKC	2011	59	Kawhi Leonard	SA	2017
FTs Attempted	67	Zach Randolph	OKC	2011	61	(2) Kawhi Leonard *	SA	2017

Single Game	Grizzlies	Player	Date	Opp	Player	Date
Points	35	Mike Conley	4/22/17 vs SA	43	Kawhi Leonard	4/22/17 vs SA
Total Rebounds	21	(2) Marc Gasol *	5/9/11 vs OKC	15	Kevin Durant	5/5/13 at OKC
Offensive Rebounds	10	(2) Tony Allen *	4/26/14 vs OKC	8	(2) LaMarcus Aldridge *	4/27/15 at Por
Defensive Rebounds	15	Marc Gasol	4/27/11 at SA	15	Kevin Durant	5/5/13 at OKC
Assists	13	Mike Conley	4/27/13 vs LAC	18	Tony Parker	5/21/13 at SA
Steals	5	(2) Mike Conley *	5/25/13 vs SA	6	(2) Kawhi Leonard *	4/22/17 vs SA
Turnovers	8	Marc Gasol	4/22/17 vs SA	7	(9) Draymond Green *	5/11/15 vs GSW
Blocks	6	Marc Gasol	5/13/13 vs OKC	6	Serge Ibaka	5/7/11 vs OKC
Field Goal Pct (Min. 6 FGA)	.900	Marc Gasol (9/10)	4/17/11 at SA	1.000	Eric Bledsoe (7/7)	4/20/13 at LAC
3-Pt Pct (Min. 4 3PA)	1.000	(2) Vince Carter (4/4)	4/24/16 vs SA	1.000	Kevin Durant (5/5)	5/3/14 at OKC
Free Throw Pct (Min. 5 FTA)	1.000	(Many) Marc Gasol (5/5) *	4/25/17 at SA	1.000	(Many) Kawhi Leonard (8/8) *	4/22/17 vs SA
FGs Made	13	(2) Mike Conley *	4/22/17 vs SA	15	(2) Tony Parker *	5/27/13 vs SA
FGs Attempted	26	Pau Gasol	4/27/05 at Pho	33	Russell Westbrook	5/9/11 vs OKC
3-Pt FGs Made	5	(5) Nick Calathes *	4/27/15 at Por	8	Stephen Curry	5/15/15 vs GSW
3-Pt FGs Attempted	10	Mike Conley	5/13/13 vs OKC	13	(3) Stephen Curry *	5/15/15 vs GSW
FTs Made	16	Zach Randolph	5/9/11 vs OKC	19	Kawhi Leonard	4/17/17 at SA
FTs Attempted	17	(2) Mike Conley *	5/3/13 vs LAC	22	Amar'e Stoudemire	4/27/05 at Pho

\* Most recent occurrence

INTRO

PLAYERS

EXECUTIVE

BASKETBALL  
OPSBUSINESS  
OPS

MEDIA

COMMUNITY

HISTORY

PLAYOFFS

REVIEW

OPPONENTS

NBA

FEDERATION

AT A GLANCE





# PLAYOFFS

## GRIZZLIES ALL-TIME PLAYOFF INDIVIDUAL CAREER LEADERS

GAMES		POINTS		REBOUNDS		ASSISTS	
Zach Randolph	62	Zach Randolph	1058	Zach Randolph	589	Mike Conley	377
Marc Gasol	59	Marc Gasol	1013	Marc Gasol	526	Marc Gasol	204
Mike Conley	56	Mike Conley	925	Tony Allen	268	Zach Randolph	109
Tony Allen	56	Tony Allen	498	Mike Conley	205	Tony Allen	80
Darrell Arthur	28	Pau Gasol	240	Shane Battier	114	O.J. Mayo	46

GAMES STARTED		SCORING AVERAGE		REBOUND AVERAGE		ASSIST AVERAGE	
Zach Randolph	60	Pau Gasol	20.0	Zach Randolph	9.5	Mike Conley	6.7
Marc Gasol	59	Rudy Gay	19.0	Marc Gasol	8.9	Jason Williams	4.9
Mike Conley	56	Marc Gasol	17.2	Chris Andersen	7.8	Jordan Farmar	4.0
Tony Allen	47	Zach Randolph	17.1	Matt Barnes	7.3	Marc Gasol	3.5
Tayshaun Prince	21	Mike Conley	16.5	Rudy Gay	6.6	Chuck Atkins	3.0

FIELD GOALS MADE		FIELD GOAL ATTS		FREE THROWS MADE		FREE THROW ATTS	
Zach Randolph	407	Zach Randolph	944	Marc Gasol	290	Marc Gasol	361
Marc Gasol	358	Marc Gasol	794	Zach Randolph	240	Zach Randolph	327
Mike Conley	321	Mike Conley	776	Mike Conley	213	Mike Conley	269
Tony Allen	188	Tony Allen	433	Tony Allen	117	Tony Allen	162
Pau Gasol	96	Pau Gasol / O.J. Mayo	196	Pau Gasol	47	Pau Gasol	62

MINUTES		FIELD GOAL PCT		3-PT FG PCT		FREE THROW PCT	
Marc Gasol	2343	Lorenzen Wright	.536	Quincy Pondexter	.456	Vince Carter	.958
Zach Randolph	2245	Lance Stephenson	.523	Mike Miller	.418	Jerryd Bayless	.885
Mike Conley	2092	Quincy Pondexter	.518	Courtney Lee	.408	Courtney Lee	.878
Tony Allen	1545	Greivis Vasquez	.512	Jason Williams	.381	James Posey	.853
Shane Battier	656	Kosta Koufos	.511	James Posey	.381	Jeff Green	.846

3-PT FG MADE		3-PT FG ATTS		OFFENSIVE REBS		DEFENSIVE REBS	
Mike Conley	70	Mike Conley	221	Zach Randolph	202	Marc Gasol	405
Mike Miller	28	O.J. Mayo	73	Marc Gasol	121	Zach Randolph	387
O.J. Mayo	27	Mike Miller	67	Tony Allen	103	Mike Conley	176
Quincy Pondexter	26	Jerryd Bayless	59	Shane Battier	40	Tony Allen	165
Vince Carter	22	Vince Carter	58	Mike Conley	29	Shane Battier	74

STEALS		STEALS PER GAME		BLOCKS		BLOCKS PER GAME	
Mike Conley	70	Mike Conley	221	Zach Randolph	202	Marc Gasol	405
Mike Miller	28	O.J. Mayo	73	Marc Gasol	121	Zach Randolph	387
O.J. Mayo	27	Mike Miller	67	Tony Allen	103	Mike Conley	176
Quincy Pondexter	26	Jerryd Bayless	59	Shane Battier	40	Tony Allen	165
Vince Carter	22	Vince Carter	58	Mike Conley	29	Shane Battier	74

MINUTES PER GAME		TURNOVERS		PERSONAL FOULS		DISQUALIFICATIONS	
Rudy Gay	39.9	Mike Conley	119	Marc Gasol	204	O.J. Mayo	3
Marc Gasol	39.7	Zach Randolph	116	Zach Randolph	196	Tony Allen	2
Mike Conley	37.4	Marc Gasol	100	Tony Allen	173	Marc Gasol	2
Zach Randolph	36.2	Tony Allen	84	Mike Conley	127	4 players	1
Pau Gasol	35.4	O.J. Mayo	35	Shane Battier	74		





## MEMPHIS GRIZZLIES 2017 FIRST ROUND VS. SAN ANTONIO SPURS

PLAYER	G	GS	MIN	FIELD GOALS			3-POINT FG			FREE THROWS			REBOUNDS			AST	PF	DQ	STL	TO	BLK	PTS	AVG
				FG	FGA	PCT	FG	FGA	PCT	FT	FTA	PCT	OFF	DEF	TOT								
Conley	6	6	224	50	103	.485	17	38	.447	31	37	.838	1	19	20	42	11	0	10	12	3	148	24.7
Gasol	6	6	240	39	83	.470	7	12	.583	31	33	.939	7	32	39	25	22	0	2	15	4	116	19.3
Randolph	6	4	191	35	83	.422	1	7	.143	8	11	.727	9	40	49	4	14	0	5	7	2	79	13.2
Carter	6	6	195	20	42	.476	8	20	.400	7	7	1.000	4	16	20	9	15	0	2	10	0	55	9.2
Ennis	6	4	159	16	38	.421	6	19	.316	12	14	.857	8	17	25	7	20	0	5	7	2	50	8.3
Green	6	2	118	17	36	.472	7	16	.438	3	3	1.000	3	17	20	2	21	0	0	4	0	44	7.3
Harrison	6	0	119	13	29	.448	5	13	.385	8	9	.889	4	7	11	13	14	0	3	3	1	39	6.5
Selden	6	2	106	9	26	.346	2	11	.182	3	4	.750	3	6	9	7	8	0	1	2	1	23	3.8
Davis	3	0	11	3	5	.600	0	0	---	1	2	.500	2	3	5	0	2	0	0	0	0	7	2.3
Wright	2	0	12	2	5	.400	0	0	---	0	0	---	1	1	2	0	0	0	0	1	2	4	2.0
Daniels	6	0	68	3	9	.333	3	9	.333	0	0	---	1	4	5	2	1	0	2	2	0	9	1.5
Baldwin	3	0	12	0	1	.000	0	0	---	2	2	1.000	1	3	4	2	3	0	0	0	0	2	0.7
Martin	3	0	10	1	3	.333	0	0	---	0	0	---	2	2	4	0	2	0	1	0	0	2	0.7
GRIZZLIES	6	-	1465	208	463	.449	56	145	.386	106	122	.869	46	167	213	113	133	0	31	68	15	578	96.3
SPURS	6	-	1465	223	463	.482	59	144	.410	123	149	.826	59	181	240	98	115	0	31	68	23	628	104.7

PLAYER	SINGLE-GAME HIGHS							AVERAGE PER GAME							CAREER HIGHS (C=SET, T=TIED THIS SERIES)						
	MIN	REB	AST	ST	TO	BL	PTS	MIN	REB	AST	STL	TO	BLK	PTS	FG	FGA	FT	FTA	REB	AST	PTS
Conley	45	9	8	4	3	1	35	37.3	3.3	7.0	1.67	2.0	0.50	24.7	13C	23C	12	17	10	13	35C
Gasol	46	12	7	2	8	2	32	40.0	6.5	4.2	0.33	2.5	0.67	19.3	11T	23	13	14	21	7T	32C
Randolph	38	11	1	3	2	1	21	31.9	8.2	0.7	0.83	1.2	0.33	13.2	12	25	16	17	21	6	34
Carter	36	5	3	1	4	0	13	32.5	3.3	1.5	0.33	1.7	0.00	9.2	19	37	15	19	15	10	50
Ennis	32	8	2	2	4	1	12	26.5	4.2	1.2	0.83	1.2	0.33	8.3	4C	10C	5C	6C	8C	2C	12C
Green	26	6	1	0	2	0	14	19.6	3.3	0.3	0.00	0.7	0.00	7.3	5T	8C	2T	2T	7	2	14C
Harrison	25	3	6	1	1	1	10	19.8	1.8	2.2	0.50	0.5	0.17	6.5	4C	7C	3C	4C	3C	6C	10C
Selden	28	3	3	1	1	1	10	17.7	1.5	1.2	0.17	0.3	0.17	3.8	4C	9C	2C	2C	3C	3C	10C
Davis	7	4	0	0	0	0	7	3.8	1.7	0.0	0.00	0.0	0.00	2.3	3C	3C	1C	2C	4C	0C	7C
Wright	7	1	0	0	1	2	4	6.2	1.0	0.0	0.00	0.5	1.00	2.0	4	5	3	5	5	3	11
Daniels	21	2	2	1	1	0	6	11.4	0.8	0.3	0.33	0.3	0.00	1.5	5	7	3	3	3	2C	17
Baldwin	7	2	1	0	0	0	2	4.1	1.3	0.7	0.00	0.0	0.00	0.7	0C	1C	2C	2C	2C	1C	2C
Martin	6	2	0	1	0	0	2	3.2	1.3	0.0	0.33	0.0	0.00	0.7	2	5	2	4	4	1	5
GRIZZLIES	265	51	22	8	23	6	110	244.2	35.5	18.8	5.17	11.3	2.50	96.3	45	111	39	47	60	30	123
OPPONENTS	265	46	23	11	16	11	116	244.2	40.0	16.3	5.17	11.3	3.83	104.7	43	97C	42	50	58	29	133

## SAN ANTONIO SPURS 2017 FIRST ROUND VS. MEMPHIS GRIZZLIES

PLAYER	G	GS	MIN	FIELD GOALS			3-POINT FG			FREE THROWS			REBOUNDS			AST	PF	DQ	STL	TO	BLK	PTS	AVG
				FG	FGA	PCT	FG	FGA	PCT	FT	FTA	PCT	OFF	DEF	TOT								
Leonard	6	6	226	57	104	.548	14	29	.483	59	61	.967	6	30	36	23	12	0	12	14	1	187	31.2
Parker	6	6	163	40	75	.533	8	15	.533	10	10	1.000	1	12	13	18	8	0	3	10	0	98	16.3
Aldridge	6	6	224	34	75	.453	0	5	.000	21	27	.778	14	30	44	8	18	0	3	7	4	89	14.8
Millis	6	0	130	21	44	.477	14	27	.519	5	5	1.000	0	10	10	10	13	0	2	7	0	61	10.2
Gasol	6	0	140	15	40	.375	5	10	.500	4	7	.571	10	24	34	7	10	0	0	5	2	39	6.5
Green	6	6	145	12	34	.353	7	24	.292	4	5	.800	5	13	18	4	12	0	2	1	6	35	5.8
Lee	6	3	130	13	23	.565	0	1	.000	7	9	.778	9	20	29	5	15	0	2	2	3	33	5.5
Forbes	1	0	9	2	3	.667	1	2	.500	0	0	---	0	1	1	0	3	0	0	0	0	5	5.0
Anderson	5	0	51	9	12	.750	1	2	.500	2	3	.667	1	6	7	3	1	0	0	4	1	21	4.2
Simmons	5	0	54	7	12	.583	2	3	.667	2	5	.400	1	4	5	5	5	0	0	2	1	18	3.6
Bertans	5	0	47	5	14	.357	5	12	.417	1	2	.500	1	5	6	1	2	0	0	2	2	16	3.2
Murray	2	0	9	1	2	.500	0	0	---	3	5	.600	0	3	3	1	3	0	0	1	0	5	2.5
Ginobili	6	0	93	5	23	.217	2	14	.143	2	2	1.000	5	9	14	11	5	0	7	5	1	14	2.3
Dedmon	5	3	43	2	2	1.000	0	0	---	3	8	.375	6	14	20	2	8	0	0	3	2	7	1.4
SPURS	6	-	1465	223	463	.482	59	144	.410	123	149	.826	59	181	240	98	115	0	31	68	23	628	104.7
GRIZZLIES	6	-	1465	208	463	.449	56	145	.386	106	122	.869	46	167	213	113	133	0	31	68	15	578	96.3

PLAYER	SINGLE-GAME HIGHS							AVERAGE PER GAME							CAREER HIGHS (C=SET, T=TIED THIS SERIES)						
	MIN	REB	AST	ST	TO	BL	PTS	MIN	REB	AST	STL	TO	BLK	PTS	FG	FGA	FT	FTA	REB	AST	PTS
Leonard	44	11	6	6	4	1	43	37.7	6.0	3.8	2.00	2.3	0.17	31.2	14C	30C	19C	19C	16	6C	43C
Parker	37	4	6	1	4	0	27	27.1	2.2	3.0	0.50	1.7	0.00	16.3	18	29	13	16	10	18	43
Aldridge	42	12	2	2	3	2	20	37.3	7.3	1.3	0.50	1.2	0.67	14.8	18	34	10	13	18	5	46
Millis	24	2	4	1	3	0	20	21.7	1.7	1.7	0.33	1.2	0.00	10.2	8	17	6	6	5	4T	20C
Gasol	30	11	2	0	2	1	10	23.3	5.7	1.2	0.00	0.8	0.33	6.5	14	26	11	13	19	10	36
Green	29	5	2	1	1	4	12	24.2	3.0	0.7	0.33	0.2	1.00	5.8	9	15	3	4	9	4	27
Lee	33	8	2	1	1	2	11	21.7	4.8	0.8	0.33	0.3	0.50	5.5	8	15	5	6	14	4	20
Forbes	9	1	0	0	0	0	5	8.8	1.0	0.0	0.00	0.0	0.00	5.0	2C	3C	0C	0C	1C	0C	5C
Anderson	18	3	0	0	2	1	15	10.2	1.4	0.6	0.00	0.8	0.20	4.2	6C	7C	4	4	7	3T	15C
Simmons	16	2	3	0	1	1	10	10.9	1.0	1.0	0.00	0.4	0.20	3.6	4C	6	2C	3C	3	3C	10C
Bertans	14	3	1	0	1	2	6	9.3	1.2	0.2	0.00	0.4	0.40	3.2	2C	5C	1C	2C	3C	1C	6C
Murray	7	3	1	0	1	0	4	4.7	1.5	0.5	0.00	0.5	0.00	2.5	1C	1C	2C	3C	3C	1C	4C
Ginobili	19	4	3	3	2	1	10	15.4	2.3	1.8	1.17	0.8	0.17	2.3	11	24	15	17	11	11	39
Dedmon	18	8	1	0	2	2	2	8.7	4.0	0.4	0.00	0.6	0.40	1.4	1C	1C	2C	2C	8C	1C	2C
SPURS	265	46	23	11	16	11	116	244.2	40.0	16.3	5.17	11.3	3.83	104.7	67	124	39	54	75	51	152
OPPONENTS	265	51	22	8	23	6	110	244.2	35.5	18.8	5.17	11.3	2.50	96.3	58	111	49	51	65	40	141





MEMPHIS GRIZZLIES 2016 FIRST ROUND VS. SAN ANTONIO SPURS

PLAYER	G	GS	MIN	- FIELD GOALS -			- 3-POINT FG -			- FREE THROWS -			- REBOUNDS -			AST	PF	DQ	STL	TO	BLK	PTS	AVG
				FG	FGA	PCT	FG	FGA	PCT	FT	FTA	PCT	OFF	DEF	TOT								
Randolph	4	4	120	23	62	.371	0	0	---	6	7	.857	15	20	35	7	10	0	1	7	0	52	13.0
Stephenson	4	0	95	23	44	.523	2	5	.400	4	5	.800	1	5	6	7	10	0	1	3	0	52	13.0
V. Carter	4	4	91	15	33	.455	7	10	.700	8	8	1.000	5	10	15	5	9	0	2	3	1	45	11.3
Barnes	4	4	139	16	46	.348	3	18	.167	8	10	.800	5	23	28	11	13	0	5	13	1	43	10.8
Allen	4	2	94	10	33	.303	1	7	.143	9	13	.692	6	5	11	3	11	0	5	6	2	30	7.5
Farmar	4	4	113	10	31	.323	4	12	.333	3	3	1.000	0	6	6	16	4	0	3	10	1	27	6.8
Ja. Green	4	0	72	12	22	.545	0	1	.000	3	6	.500	5	10	15	3	12	1	3	4	5	27	6.8
Munford	4	0	89	9	28	.321	1	8	.125	0	2	.000	1	8	9	10	8	0	6	5	3	19	4.8
Martin	2	0	46	3	8	.375	0	0	---	3	6	.500	4	3	7	1	4	0	3	3	0	9	4.5
Andersen	4	2	79	5	12	.417	0	0	---	5	8	.625	13	18	31	3	4	0	2	5	3	15	3.8
Hairston	2	0	22	2	6	.333	1	3	.333	0	2	.000	0	0	0	0	1	0	1	1	0	5	2.5
GRIZZLIES	4	-	960	128	325	.394	19	64	.297	49	70	.700	55	108	163	66	86	1	32	62	16	324	81.0
SPURS	4	-	960	148	304	.487	41	87	.471	75	91	.824	32	136	168	86	70	0	39	56	37	412	103.0

PLAYER	----- SINGLE-GAME HIGHS -----							----- AVERAGE PER GAME -----							- CAREER HIGHS (G=SET, T=TIED THIS SERIES) -						
	MIN	REB	AST	ST	TO	BL	PTS	MIN	REB	AST	STL	TO	BLK	PTS	FG	FGA	FT	FTA	REB	AST	PTS
Randolph	39	12	3	1	3	0	20	29.9	8.8	1.8	0.25	1.8	0.00	13.0	12	25	16	17	21	6	34
Stephenson	35	3	3	1	1	0	26	23.7	1.5	1.8	0.25	0.8	0.00	13.0	11C	19C	7	8	14	8	26C
V. Carter	28	8	2	2	1	1	16	22.7	3.8	1.3	0.50	0.8	0.25	11.3	19	37	15	19	15	10	50
Barnes	45	11	4	2	6	1	17	34.8	7.0	2.8	1.25	3.3	0.25	10.8	11	157	7	8	11T	7	30
Allen	36	4	1	2	2	1	12	23.4	2.8	0.8	1.25	1.5	0.50	7.5	8	15	9	11	13	6	19
Farmar	33	2	6	2	5	1	8	28.3	1.5	4.0	0.75	2.5	0.25	6.8	5	11T	6	8	5	7	14
Ja. Green	22	7	2	2	3	2	10	18.1	3.8	0.8	0.75	1.0	1.25	6.8	5C	7C	2T	2T	7C	2C	10C
Munford	28	4	4	3	2	2	7	22.3	2.3	2.5	1.50	1.3	0.75	4.8	3C	10C	0C	2C	4C	4C	7C
Martin	23	4	1	2	2	0	5	23.1	3.5	0.5	1.50	1.5	0.00	4.5	2C	5C	2C	4C	4C	1C	5C
Andersen	24	13	2	1	2	1	7	19.7	7.8	0.8	0.50	1.3	0.75	3.8	7	9	7	9	14	2T	16
Hairston	12	0	0	1	1	0	5	11.1	0.0	0.0	0.50	0.5	0.00	2.5	2C	4C	0C	2C	0C	0C	5C
GRIZZLIES	240	48	18	14	17	5	95	240.0	40.8	16.5	8.00	15.5	4.00	81.0	45	111	39	47	60	30	123
OPPONENTS	240	44	24	13	19	12	116	240.0	42.0	21.5	9.75	14.0	9.25	103.0	43	95	42	50	58	29	133

SAN ANTONIO SPURS 2016 FIRST ROUND VS. MEMPHIS GRIZZLIES

PLAYER	G	GS	MIN	- FIELD GOALS -			- 3-POINT FG -			- FREE THROWS -			- REBOUNDS -			AST	PF	DQ	STL	TO	BLK	PTS	AVG
				FG	FGA	PCT	FG	FGA	PCT	FT	FTA	PCT	OFF	DEF	TOT								
Leonard	4	4	126	29	55	.527	11	18	.611	17	18	.944	5	14	19	6	4	0	11	4	11	86	21.5
Aldridge	4	4	113	24	47	.511	0	0	---	10	11	.909	10	22	32	1	8	0	1	4	7	58	14.5
Mills	4	0	78	13	29	.448	10	23	.435	6	8	.750	0	5	5	7	2	0	4	4	0	42	10.5
Martin	2	0	29	7	10	.700	4	6	.667	2	3	.667	0	2	2	2	4	0	0	5	0	20	10.0
Parker	4	4	89	16	38	.421	1	6	.167	6	7	.857	0	4	4	19	6	0	2	9	0	39	9.8
Ginobili	4	0	76	8	18	.444	4	9	.444	8	10	.800	2	13	15	11	13	0	3	1	1	28	7.0
Diaw	4	0	82	11	24	.458	1	3	.333	2	2	1.000	0	8	8	13	5	0	1	3	3	25	6.3
West	4	0	72	10	18	.556	1	3	.333	4	7	.571	8	10	18	6	4	0	5	3	2	25	6.3
Marjanovic	3	0	23	6	9	.667	0	0	---	6	7	.857	0	6	6	1	5	0	0	1	0	18	6.0
Duncan	4	4	81	8	12	.667	0	0	---	7	9	.778	3	22	25	8	5	0	2	7	8	23	5.8
Green	4	4	83	8	20	.400	6	13	.462	0	0	---	0	14	14	2	3	0	7	4	3	22	5.5
Simmons	3	0	26	4	10	.400	2	3	.667	1	2	.500	3	1	4	2	4	0	2	1	0	11	3.7
Anderson	4	0	68	4	13	.308	1	2	.500	4	5	.800	1	14	15	5	6	0	1	3	2	13	3.3
Miller	2	0	15	0	1	.000	0	1	.000	2	2	1.000	0	1	1	3	1	0	0	0	0	2	1.0
SPURS	4	-	960	148	304	.487	41	87	.471	75	91	.824	32	136	168	86	70	0	39	56	37	412	103.0
GRIZZLIES	4	-	960	128	325	.394	19	64	.297	49	70	.700	55	108	163	66	86	1	32	62	16	324	81.0

PLAYER	----- SINGLE-GAME HIGHS -----							----- AVERAGE PER GAME -----							- CAREER HIGHS (G=SET, T=TIED THIS SERIES) -						
	MIN	REB	AST	ST	TO	BL	PTS	MIN	REB	AST	STL	TO	BLK	PTS	FG	FGA	FT	FTA	REB	AST	PTS
Leonard	42	7	4	4	2	5	32	31.4	4.8	1.5	2.75	1.0	2.75	21.5	13	22C	8	10	16	5	32T
Aldridge	33	10	1	1	2	4	17	28.2	8.0	0.3	0.25	1.0	1.75	14.5	18	34	10	13	18	5	46
Mills	20	4	2	2	2	0	16	19.5	1.3	1.8	1.00	1.0	0.00	10.5	8	17	6	6	5	4	18
Martin	17	1	1	0	4	0	10	14.6	1.0	1.0	0.00	2.5	0.00	10.0	8	17	10	10	8	3	26
Parker	24	2	7	1	3	0	16	22.3	1.0	4.8	0.50	2.3	0.00	9.8	18	29	13	16	10	18	43
Ginobili	27	7	5	1	1	1	11	18.9	3.8	2.8	0.75	0.3	0.25	7.0	11	24	15	17	11	11	39
Diaw	22	2	5	1	1	2	8	20.5	2.0	3.3	0.25	0.8	0.75	6.3	13	23	11	11	12	9	34
West	20	5	2	3	2	1	11	18.1	4.5	1.5	1.25	0.8	0.50	6.3	16	26	9	10	14	8	38
Marjanovic	10	3	1	0	1	0	8	7.7	2.0	0.3	0.00	0.3	0.00	6.0	3C	5C	4C	5C	3C	1C	8C
Duncan	26	11	4	1	2	3	7	20.2	6.3	2.0	0.50	1.8	2.00	5.8	16	30	19	23	25	11	41
Green	25	5	2	3	2	3	11	20.8	3.5	0.5	1.75	1.0	0.75	5.5	9	15	3	4	9	4	27
Simmons	15	3	1	1	1	0	8	8.5	1.3	0.7	0.67	0.3	0.00	3.7	3C	6C	1C	2C	3C	1C	8C
Anderson	21	7	3	1	1	1	5	17.0	3.8	1.3	0.25	0.8	0.50	3.3	2C	6C	4C	4C	7C	3C	5C
Miller	9	1	2	0	0	0	2	7.5	0.5	1.5	0.00	0.00	0.00	1.0	12	24	10	12	11	9	3
SPURS	240	44	24	13	19	12	116	240.0	42.0	21.5	9.75	14.0	9.25	103.0	67	124	39	54	75	51	152
OPPONENTS	240	48	18	14	17	5	95	240.0	40.8	16.5	8.00	15.5	4.00	81.0	58	111	49	51	65	40	141





## MEMPHIS GRIZZLIES 2015 FIRST ROUND VS. PORTLAND TRAIL BLAZERS

PLAYER	G	GS	MIN	- FIELD GOALS -			- 3-POINT FG -			- FREE THROWS -			- REBOUNDS -			AST	PF	DQ	STL	TO	BLK	PTS	AVG
				FG	FGA	PCT	FG	FGA	PCT	FT	FTA	PCT	OFF	DEF	TOT								
Gasol	5	5	192	33	79	.418	0	1	.000	36	42	.857	6	40	46	25	12	0	2	6	12	102	20.4
Lee	5	5	168	31	47	.660	6	11	.545	18	19	.947	1	12	13	7	11	0	6	4	0	86	17.2
Conley	3	3	79	18	36	.500	3	8	.375	9	10	.900	0	5	5	11	1	0	3	4	0	48	16.0
Randolph	5	5	176	30	86	.349	0	3	.000	10	12	.833	13	29	42	9	18	0	2	8	0	70	14.0
Udrih	4	0	82	19	39	.487	2	7	.286	7	8	.875	4	8	12	12	7	0	0	1	0	47	11.8
Ja. Green	5	1	126	14	52	.269	2	7	.286	16	18	.889	3	25	28	8	10	0	2	5	4	46	9.2
Calathes	5	2	83	12	30	.400	6	11	.545	3	6	.500	1	10	11	10	11	0	4	6	1	33	6.6
Allen	5	4	150	11	19	.579	1	3	.333	5	7	.714	7	27	34	8	15	0	12	4	8	28	5.6
Carter	5	0	76	11	25	.440	3	11	.273	2	2	1.000	5	11	16	3	5	0	2	0	2	27	5.4
Koufos	5	0	62	7	12	.583	0	0	---	2	3	.667	8	7	15	1	9	0	2	0	4	16	3.2
Adams	1	0	1	0	0	---	0	0	---	0	0	---	0	0	0	0	0	0	1	0	0	0	0.0
Ja. Green	1	0	1	0	0	---	0	0	---	0	0	---	0	0	0	0	0	0	0	0	0	0	0.0
Leuer	2	0	4	0	0	---	0	0	---	0	0	---	0	1	1	0	1	0	0	0	0	0	0.0
GRIZZLIES	5	-	1200	186	425	.438	23	62	.371	108	127	.850	48	175	223	94	100	0	36	41	31	503	100.6
TRAIL BLAZERS	5	-	1200	167	418	.400	46	131	.351	89	108	.824	50	171	221	83	103	3	17	58	26	469	93.8

PLAYER	----- SINGLE-GAME HIGHS -----						----- AVERAGE PER GAME -----						----- CAREER HIGHS (G=SET, T=TIED THIS SERIES) -----								
	MIN	REB	AST	ST	BL	PTS	MIN	REB	AST	STL	TO	BLK	PTS	FG	FGA	FT	FTA	REB	AST	PTS	
Gasol	41	14	7	1	3	3	26	38.3	9.2	5.0	0.40	1.2	2.40	20.4	11	23	13C	14C	21	7T	26T
Lee	37	5	2	3	2	0	20	33.5	2.6	1.4	1.20	0.8	0.00	17.2	10	17	9C	9C	5C	5	24
Conley	29	3	6	1	2	0	18	26.4	1.7	3.7	1.00	1.3	0.00	16.0	11	22	12	17	10	13	28
Randolph	39	11	4	1	3	0	16	35.2	8.4	1.8	0.40	1.6	0.00	14.0	12	25	16	17	21	6	34
Udrih	24	7	7	0	1	0	20	20.5	3.0	3.0	0.00	0.3	0.00	11.8	9C	14C	4	4	7C	7C	20C
Ja. Green	28	7	3	1	2	2	11	25.3	5.6	1.6	0.40	1.0	0.80	9.2	9	22	11	14	9	4	26
Calathes	29	4	4	3	3	1	13	16.6	2.2	2.0	0.80	1.2	0.20	6.6	4C	10C	3C	6C	4C	4C	13C
Allen	36	10	4	5	1	3	8	29.9	6.8	1.6	2.40	0.8	1.60	5.6	8	15	9	11	13	6	19
Carter	22	5	1	1	0	1	9	15.2	3.2	0.6	0.40	0.0	0.40	5.4	19	37	15	19	15	10	50
Koufos	16	7	1	1	0	3	5	12.5	3.0	0.2	0.40	0.0	0.80	3.2	4	7	2	2T	8	2	8
Adams	1	0	0	1	0	0	0	1.4	0.0	0.0	1.00	0.0	0.00	0.0	1	1	1	2	1	0T	3
Ja. Green	1	0	0	0	0	0	0	1.4	0.0	0.0	0.00	0.0	0.00	0.0	0T	2	2	2	1	0T	2
Leuer	2	1	0	0	0	0	0	1.8	0.5	0.0	0.00	0.0	0.00	0.0	3	5	2	2	7	1	9
GRIZZLIES	240	56	21	10	11	9	115	240.0	44.6	18.8	7.20	8.2	6.20	100.6	45	111	39C	47	60	30	123
OPPONENTS	240	56	23	5	14	8	109	240.0	44.2	16.6	3.40	11.6	5.20	93.8	43	95T	42	50	58	29	133

## PORTLAND TRAIL BLAZERS 2015 FIRST ROUND VS. MEMPHIS GRIZZLIES

PLAYER	G	GS	MIN	- FIELD GOALS -			- 3-POINT FG -			- FREE THROWS -			- REBOUNDS -			AST	PF	DQ	STL	TO	BLK	PTS	AVG
				FG	FGA	PCT	FG	FGA	PCT	FT	FTA	PCT	OFF	DEF	TOT								
Aldridge	5	5	208	37	112	.330	3	11	.273	32	36	.889	21	35	56	9	16	1	2	8	12	109	21.8
Lillard	5	5	201	39	96	.406	5	31	.161	25	32	.781	2	18	20	23	15	0	2	12	3	108	21.6
McCollum	5	1	166	32	67	.478	11	23	.478	10	13	.769	1	19	20	2	13	0	6	6	1	85	17.0
Batum	5	5	209	24	70	.343	13	39	.333	10	13	.769	6	37	43	26	11	0	1	12	1	71	14.2
Leonard	5	0	106	14	21	.667	10	13	.769	1	2	.500	6	27	33	5	17	1	2	3	2	39	7.8
Lopez	5	5	117	9	15	.600	0	0	---	8	8	1.000	9	13	22	3	15	0	1	5	5	26	5.2
Crabbe	2	1	39	4	5	.800	2	2	1.000	0	0	---	0	3	3	1	1	0	2	1	1	10	5.0
Kaman	3	0	37	4	8	.500	0	0	---	1	1	1.000	5	9	14	3	5	0	0	3	0	9	3.0
Afflalo	3	3	60	2	12	.167	1	4	.250	0	1	.000	0	7	7	2	6	1	0	3	0	5	1.7
Blake	5	0	43	2	11	.182	1	8	.125	2	2	1.000	0	1	1	8	4	0	0	2	1	7	1.4
Frazier	2	0	3	0	1	.000	0	0	---	0	0	---	0	0	0	0	0	0	0	1	0	0	0.0
Freeland	2	0	7	0	0	---	0	0	---	0	0	---	0	1	1	0	0	0	1	0	0	0	0.0
Gee	1	0	3	0	0	---	0	0	---	0	0	---	0	1	1	1	0	0	0	0	0	0	0.0
TRAIL BLAZERS	5	-	1200	167	418	.400	46	131	.351	89	108	.824	50	171	221	83	103	3	17	58	26	469	93.8
GRIZZLIES	5	-	1200	186	425	.438	23	62	.371	108	127	.850	48	175	223	94	100	0	36	41	31	503	100.6

PLAYER	SINGLE-GAME HIGHS						AVERAGE PER GAME						- CAREER HIGHS (G=SET, T=TIED THIS SERIES) -								
	MIN	REB	AST	ST	TO	BLK	PTS	MIN	REB	AST	STL	TO	BLK	PTS	FG	FGA	FT	FTA	REB	AST	PTS
Aldridge	45	14	5	2	4	4	32	41.7	11.2	1.8	0.40	1.6	2.40	21.8	18	34C	10	13	18	5C	46
Lillard	42	8	9	1	6	1	32	40.2	4.0	4.6	0.40	2.4	0.60	21.6	12C	23C	10	12	9	11	32C
McCollum	39	5	2	2	3	1	33	33.2	4.0	0.4	1.20	1.2	0.20	17.0	12C	20C	8C	9C	5C	2C	33C
Batum	43	13	7	1	4	1	27	41.7	8.6	5.2	0.20	2.4	0.20	14.2	11	23	4T	6C	14	8	27C
Leonard	35	13	2	1	2	2	13	21.3	6.6	1.0	0.40	0.6	0.40	7.8	5C	6C	1C	2C	13C	2C	13C
Lopez	31	6	1	1	2	3	10	23.4	4.4	0.6	0.20	1.0	1.00	5.2	8	14	6	7	13	3	20
Crabbe	23	2	1	2	1	1	7	19.3	1.5	0.5	1.00	0.5	0.50	5.0	3C	3C	0C	0C	2C	1C	7C
Kaman	17	6	2	0	2	0	7	12.4	4.7	1.0	0.00	1.0	0.00	3.0	7	12	5	5	16	2T	15
Afflalo	27	6	1	0	2	0	5	20.0	2.3	0.7	0.00	1.0	0.00	1.7	8	19	4	4	6T	7	19
Blake	9	1	4	0	1	1	5	8.5	0.2	1.6	0.00	0.4	0.20	1.4	7	15	3	4	8	10	19
Frazier	3	0	0	1	0	0	0	1.7	0.0	0.0	0.00	0.5	0.00	0.0	0C	1C	0C	0C	0C	0C	0C
Freeland	4	1	0	1	0	0	0	3.7	0.5	0.0	0.50	0.0	0.00	0.0	0T	2	1	2	2	1	1
Gee	3	1	1	0	0	0	0	3.0	1.0	1.0	0.00	0.0	0.00	0.0	0C	0C	0C	0C	1C	1C	0C
TRAIL BLAZERS	240	56	23	5	14	8	109	240.0	44.2	16.6	3.40	11.6	5.20	93.8	57	107	43	53	62	37	153
OPPONENTS	240	56	21	10	11	9	115	240.0	44.6	18.8	7.20	8.2	6.20	100.6	54	115	48	55	71	38	151





MEMPHIS GRIZZLIES 2015 WESTERN CONFERENCE SEMIFINALS VS. GOLDEN STATE WARRIORS

PLAYER	G	GS	MIN	- FIELD GOALS -			- 3-POINT FG -			- FREE THROWS -			- REBOUNDS -			AST	PF	DQ	STL	TO	BLK	PTS	AVG
				FG	FGA	PCT	FG	FGA	PCT	FT	FTA	PCT	OFF	DEF	TOT								
Gasol	6	6	224	38	101	.376	0	1	.000	39	46	.848	13	54	67	24	21	1	8	10	7	115	19.2
Randolph	6	6	206	41	82	.500	1	2	.500	19	21	.905	19	32	51	14	19	0	4	15	0	102	17.0
Conley	5	5	164	23	60	.383	7	25	.280	14	18	.778	0	4	4	29	9	0	8	8	0	67	13.4
Lee	6	6	199	24	53	.453	8	19	.421	4	4	1.000	2	13	15	17	13	0	6	9	0	60	10.0
J. Green	6	1	172	22	56	.393	2	11	.182	6	8	.750	6	18	24	11	8	0	3	11	1	52	8.7
Allen	5	5	129	17	38	.447	0	4	.000	4	5	.800	7	11	18	7	12	0	12	9	3	38	7.6
Carter	6	0	120	16	42	.381	4	17	.235	6	7	.857	8	23	31	8	12	0	5	7	0	42	7.0
Udrih	6	0	93	12	34	.353	2	9	.222	3	4	.750	0	8	8	9	9	0	5	3	0	29	4.8
Koufos	6	0	65	10	19	.526	0	0	---	1	2	.500	11	13	24	3	5	0	2	1	2	3.5	
Adams	3	0	8	2	3	.667	1	1	1.000	2	4	.500	0	1	1	0	0	0	0	0	0	7	2.3
Leuer	2	0	6	2	4	.500	0	0	---	0	0	---	2	2	4	0	0	0	0	0	0	4	2.0
Ja. Green	4	0	7	0	2	.000	0	1	.000	2	2	1.000	0	3	3	0	1	0	1	0	1	2	0.5
Calathes	5	1	43	0	6	.000	0	2	.000	0	2	.000	0	5	5	6	4	0	5	4	0	0	0.0
Smith	2	0	3	0	0	---	0	0	---	0	0	---	0	0	0	2	0	0	0	0	0	0	0.0
GRIZZLIES	6	-	1440	207	500	.414	25	92	.272	100	123	.813	68	187	255	130	113	1	59	80	14	539	89.8
WARRIORS	6	-	1440	219	467	.469	68	175	.389	81	111	.730	57	202	259	139	121	2	47	103	36	587	97.8

PLAYER	-- SINGLE-GAME HIGHS --							-- AVERAGE PER GAME --							- CAREER HIGHS (G=SET, T=TIED THIS SERIES) -											
	MIN	REB	AST	ST	TO	BL	PTS	MIN	REB	AST	STL	TO	BLK	PTS	FG	FGA	FT	FTA	REB	AST	PTS					
Gasol	44	15	6	3	3	5	21	37.3	11.2	4.0	1.33	1.7	1.17	19.2	11	23C	13	14	21	7	26					
Randolph	37	11	5	1	4	0	22	34.4	8.5	2.3	0.67	2.5	0.00	17.0	12	25	16	17	21	6	34					
Conley	39	3	9	3	3	0	22	32.8	0.8	5.8	1.60	1.6	0.00	13.4	11	22	12	17	10	13	28					
Lee	38	3	4	2	3	0	15	33.2	2.5	2.8	1.00	1.5	0.00	10.0	10	17	9	9	5	5	24					
J. Green	34	7	4	1	3	1	12	28.6	4.0	1.8	0.50	1.8	0.17	8.7	9	22	11	14	9	4	26					
Allen	38	5	3	4	5	1	15	25.8	3.6	1.4	2.40	1.8	0.60	7.6	8	15	9	11	13	6	19					
Carter	26	7	3	2	2	0	16	20.0	5.2	1.3	0.83	1.2	0.00	7.0	19	37	15	19	15	10	50					
Udrih	21	5	3	2	1	0	7	15.5	1.3	1.5	0.83	0.5	0.00	4.8	9	14	4	4	7	7	20					
Koufos	15	8	1	1	1	1	8	10.8	4.0	0.5	0.33	0.2	0.33	3.5	4C	7	2	2T	8C	2	8C					
Adams	6	1	0	0	0	0	3	2.8	0.3	0.0	0.00	0.0	0.00	2.3	1C	1C	2C	1C	0T	3C						
Leuer	3	2	0	0	0	0	2	2.9	2.0	0.0	0.00	0.0	0.00	2.0	3	5	2	2	7	1	9					
Ja. Green	3	1	0	1	0	1	2	1.7	0.8	0.0	0.25	0.0	0.25	0.5	0T	2C	2C	1C	0T	2C						
Calathes	21	2	2	3	3	0	0	8.6	1.0	1.2	1.00	0.8	0.00	0.0	4	10	3	6	4	4	13					
Smith	3	0	1	0	0	0	0	1.7	0.0	1.0	0.00	0.0	0.00	0.0	0C	0C	0C	0C	0C	1C	0C					
GRIZZLIES	240	49	24	13	16	5	99	240.0	42.5	21.7	9.83	13.3	2.33	89.8	45	111	39	47	60	30	123					
OPPONENTS	240	47	28	13	21	10	108	240.0	43.2	23.2	7.83	17.2	6.00	97.8	43	95	42	50	58	29	133					

GOLDEN STATE WARRIORS 2015 WESTERN CONFERENCE SEMIFINALS VS. MEMPHIS GRIZZLIES

PLAYER	G	GS	MIN	- FIELD GOALS -			- 3-POINT FG -			- FREE THROWS -			- REBOUNDS -			AST	PF	DQ	STL	TO	BLK	PTS	AVG
				FG	FGA	PCT	FG	FGA	PCT	FT	FTA	PCT	OFF	DEF	TOT								
Curry	6	6	228	51	121	.421	26	64	.406	19	24	.792	6	24	30	39	9	0	13	24	1	147	24.5
Thompson	6	6	224	42	88	.477	15	32	.469	8	11	.727	4	25	29	20	14	0	5	20	4	107	17.8
Barnes	6	6	203	31	57	.544	4	16	.250	11	15	.733	9	18	27	9	11	0	2	11	5	77	12.8
Green	6	6	204	24	62	.387	9	35	.257	18	23	.783	11	39	50	26	25	0	11	20	4	75	12.5
Iguodala	6	0	164	21	41	.512	11	23	.478	7	12	.583	3	23	26	19	7	0	4	3	2	60	10.0
Speights	3	0	23	7	14	.500	0	0	---	7	11	.636	0	7	7	0	6	0	2	2	0	21	7.0
Bogut	6	6	148	14	25	.560	0	1	.000	0	0	---	13	34	47	11	25	2	6	8	12	28	4.7
Livingston	6	0	95	9	14	.643	0	0	---	4	4	1.000	2	9	11	8	6	0	2	7	2	22	3.7
Barbosa	6	0	48	7	13	.538	2	3	.667	4	5	.800	1	3	4	5	7	0	1	5	0	20	3.3
Lee	5	0	55	6	20	.300	0	0	---	2	4	.500	7	10	17	2	8	0	1	0	2	14	2.8
Ezeli	6	0	35	4	6	.667	0	0	---	1	2	.500	1	7	8	0	1	0	0	0	3	9	1.5
McAdoo	3	0	5	2	3	.667	0	0	---	0	0	---	0	2	2	0	2	0	0	1	1	4	1.3
Holiday	3	0	5	1	2	.500	1	1	1.000	0	0	---	0	0	0	0	1	0	0	0	0	3	1.0
Rush	2	0	4	0	1	.000	0	0	---	0	0	---	0	1	1	0	1	0	0	0	0	0	0.0
WARRIORS	6	-	1440	219	467	.469	68	175	.389	81	111	.730	57	202	259	139	121	2	47	103	36	587	97.8
GRIZZLIES	6	-	1440	207	500	.414	25	92	.272	100	123	.813	68	187	255	130	113	1	59	80	14	539	89.8

PLAYER	-- SINGLE-GAME HIGHS --							-- AVERAGE PER GAME --							- CAREER HIGHS (G=SET, T=TIED THIS SERIES) -											
	MIN	REB	AST	ST	TO	BL	PTS	MIN	REB	AST	STL	TO	BLK	PTS	FG	FGA	FT	FTA	REB	AST	PTS					
Curry	41	8	10	6	5	1	33	37.9	5.0	6.5	2.17	4.0	0.17	24.5	18	35	16	16	8T	15	44					
Thompson	40	8	6	2	5	2	21	37.3	4.8	3.3	0.83	3.3	0.67	17.8	13	26	6	9	14	7	34					
Barnes	41	6	3	1	5	1	16	33.8	4.5	1.5	0.33	1.8	0.83	12.8	10	26	7	7	12	4	26					
Green	39	12	9	3	7	2	16	34.0	8.3	4.3	1.83	3.3	0.67	12.5	9	14	8C	10C	17	9C	24					
Iguodala	30	6	7	3	1	1	16	27.3	4.3	3.2	0.67	0.5	0.33	10.0	10	23	10	13	12	11	29					
Speights	13	5	0	1	1	0	10	7.6	2.3	0.0	0.67	0.7	0.00	7.0	5	10	4	5T	9	1	12					
Bogut	30	12	4	3	4	4	8	24.6	7.8	1.8	1.00	1.3	2.00	4.7	7	13	2	6	21	6	14					
Livingston	22	4	3	1	2	1	10	15.8	1.8	1.3	0.33	1.2	0.33	3.7	7	11	6	7	8	14	16					
Barbosa	14	2	2	1	3	0	14	8.0	0.7	0.8	0.17	0.8	0.00	3.3	11	22	8	8	8	5	26					
Lee	17	7	1	1	0	1	6	11.0	3.4	0.4	0.20	0.0	0.40	2.8	8	15	5	6	14	4	20					
Ezeli	11	3	0	0	0	1	4	5.9	1.3	0.0	0.00	0.0	0.50	1.5	3	3T	6	9	7	1	8					
McAdoo	3	1	0	0	1	1	4	1.8	0.7	0.0	0.00	0.3	0.33	1.3	2C	2C	0C	0C	1C	0C	4C					
Holiday	3	0	0	0	0	0	3	1.8	0.0	0.0	0.00	0.0	0.00	1.0	1C	1C	0C	0C	0C	0C	3C					
Rush	2	1	0	0	0	0	0	2.0	0.5	0.0	0.00	0.0	0.00	0.0	3	5	1	2	3	2	7					
WARRIORS	240	47	28	13	21	5	108	240.0	43.2	23.2	7.83	17.2	6.00	97.8	58	140	48	58	87	40	143					
OPPONENTS	240	49	24	13	16	5	99	240.0	42.5	21.7	9.83	13.3	2.33	89.8	58	135	46	64	97	39	141					





## MEMPHIS GRIZZLIES 2014 FIRST ROUND VS. OKLAHOMA CITY THUNDER

PLAYER	G	GS	MIN	- FIELD GOALS -			- 3-POINT FG -			- FREE THROWS -			- REBOUNDS -			AST	PF	DQ	STL	TO	BLK	PTS	AVG
				FG	FGA	PCT	FG	FGA	PCT	FT	FTA	PCT	OFF	DEF	TOT								
Randolph	6	6	234	42	104	.404	0	1	.000	25	41	.610	17	35	52	14	13	0	5	10	1	109	18.2
Gasol	7	7	299	47	116	.405	0	1	.000	27	34	.794	13	41	54	31	27	1	12	12	6	121	17.3
Conley	7	7	267	44	102	.431	3	27	.111	20	26	.769	5	27	32	55	14	0	14	15	1	111	15.9
Allen	7	1	230	35	72	.486	0	7	.000	16	21	.762	23	31	54	9	23	0	12	12	1	86	12.3
Lee	7	7	224	25	60	.417	6	19	.316	14	18	.778	3	11	14	12	20	0	5	6	2	70	10.0
Udrih	7	0	115	21	45	.467	4	12	.333	9	13	.692	2	10	12	12	11	0	3	9	0	55	7.9
Miller	7	1	173	15	42	.357	14	29	.483	7	9	.778	2	24	26	9	16	0	6	5	0	51	7.3
Johnson	3	0	28	5	15	.333	2	5	.400	7	10	.700	4	2	6	0	3	0	1	0	0	19	6.3
Leuer	3	0	23	3	7	.429	1	2	.500	2	2	1.000	2	6	8	2	2	0	1	0	0	9	3.0
Prince	7	6	113	10	26	.385	1	4	.250	0	0	---	4	6	10	6	8	0	1	1	0	21	3.0
Koufos	7	0	45	7	16	.438	0	0	---	4	4	1.000	7	8	15	2	7	0	2	3	3	18	2.6
Davis	7	0	25	3	10	.300	0	0	---	0	1	.000	8	7	15	0	2	0	1	2	3	6	0.9
Franklin	2	0	4	0	2	.000	0	0	---	1	2	.500	0	1	1	0	0	0	0	0	0	1	0.5
GRIZZLIES	7	-	1780	257	617	.417	31	107	.290	132	181	.729	90	209	299	152	146	1	63	78	17	677	96.7
THUNDER	7	-	1780	253	582	.435	56	173	.324	153	181	.845	94	243	337	130	161	1	42	109	53	715	102.1

PLAYER	- SINGLE-GAME HIGHS -						- AVERAGE PER GAME -						- CAREER HIGHS (C=SET, T=TIED THIS SERIES) -								
	MIN	REB	AST	ST	TO	BL	PTS	MIN	REB	AST	STL	TO	BLK	PTS	FG	FGA	FT	FTA	REB	AST	PTS
Randolph	45	11	6	3	3	1	25	39.1	8.7	2.3	0.83	1.7	0.17	18.2	12	25	16	17	21	6T	34
Gasol	49	15	7	4	4	2	24	42.8	7.7	4.4	1.71	1.7	0.86	17.3	11	21C	10C	12	21	7T	26
Conley	48	7	12	4	4	1	20	38.1	4.6	7.9	2.00	2.1	0.14	15.9	11	22	12	17	10	13	28
Allen	36	13	3	4	3	1	16	32.9	7.7	1.3	1.71	1.7	0.14	12.3	8C	15C	9	11	13C	6	19
Lee	42	4	4	2	2	1	16	32.0	2.0	1.7	0.71	0.9	0.29	10.0	10	17	4T	5C	4T	5	24
Udrih	20	4	3	1	3	0	14	16.4	1.7	1.7	0.43	1.3	0.00	7.9	6C	10	4	4T	4C	4	14C
Miller	31	6	3	3	3	0	21	24.7	3.7	1.3	0.86	0.7	0.00	7.3	9	18	5	5	9	5	23
Johnson	18	5	0	1	0	0	15	9.3	2.0	0.0	0.33	0.0	0.00	6.3	4C	11C	6C	8C	5C	1	15C
Leuer	19	7	1	1	0	0	9	7.5	2.7	0.7	0.33	0.0	0.00	3.0	3C	5C	2C	2C	7C	1C	9C
Prince	24	3	2	1	1	0	7	16.1	1.4	0.9	0.14	0.1	0.00	3.0	11	20	7	8	12	9	29
Koufos	17	5	2	1	1	1	6	6.5	2.1	0.3	0.29	0.4	0.43	2.6	3T	7	2T	2T	7	2C	6T
Davis	9	6	0	1	1	2	2	3.6	2.1	0.0	0.14	0.3	0.43	0.9	3	5C	3	4	6T	0T	6
Franklin	3	1	0	0	0	0	1	2.1	0.5	0.0	0.00	0.0	0.00	0.5	0C	2C	1C	2C	1C	0C	1C
GRIZZLIES	265	50	30	13	15	4	111	254.3	42.7	21.7	9.00	11.1	2.43	96.7	45	111	38	47	60	30C	123
OPPONENTS	265	58	24	9	21	11	120	254.3	48.1	18.6	6.00	15.6	7.57	102.1	43	95	42	50	58C	29	133

## OKLAHOMA CITY THUNDER 2014 FIRST ROUND VS. MEMPHIS GRIZZLIES

PLAYER	G	GS	MIN	- FIELD GOALS -			- 3-POINT FG -			- FREE THROWS -			- REBOUNDS -			AST	PF	DQ	STL	TO	BLK	PTS	AVG
				FG	FGA	PCT	FG	FGA	PCT	FT	FTA	PCT	OFF	DEF	TOT								
Durant	7	7	324	73	166	.440	17	53	.321	46	60	.767	12	55	67	24	14	0	6	28	11	209	29.9
Westbrook	7	7	285	63	165	.382	10	42	.238	43	50	.860	23	45	68	56	20	0	11	34	4	179	25.6
Ibaka	7	7	263	39	65	.600	2	6	.333	11	12	.917	20	42	62	4	22	0	6	7	18	91	13.0
Jackson	7	0	188	27	57	.474	10	21	.476	21	22	.955	7	27	34	15	16	0	1	15	4	85	12.1
Butler	7	2	196	16	47	.340	11	27	.407	12	14	.857	4	19	23	7	13	0	4	4	0	55	7.9
Perkins	7	7	156	12	17	.706	0	0	---	5	6	.833	13	25	38	5	28	1	2	10	2	29	4.1
Sefolosha	5	5	97	6	18	.333	2	7	.286	3	3	1.000	5	9	14	6	5	0	5	3	0	17	3.4
Collison	6	0	80	5	11	.455	1	1	1.000	1	2	.500	7	9	16	6	14	0	0	1	4	12	2.0
Adams	6	0	67	4	6	.667	0	0	---	2	3	.667	1	5	6	0	16	0	0	4	10	10	1.7
Jones	3	0	4	0	0	---	0	0	---	0	0	---	0	1	1	0	0	0	0	0	0	0	0.0
Lamb	3	0	7	0	2	.000	0	1	.000	0	0	---	0	1	1	1	0	0	0	0	0	0	0.0
Thabeet	1	0	4	0	0	---	0	0	---	0	0	---	0	0	0	0	3	0	0	0	0	0	0.0
THUNDER	7	-	1780	253	582	.435	56	173	.324	153	181	.845	94	243	337	130	161	1	42	109	53	715	102.1
GRIZZLIES	7	-	1780	257	617	.417	31	107	.290	132	181	.729	90	209	299	152	146	1	63	78	17	677	96.7

PLAYER	- SINGLE-GAME HIGHS -							- AVERAGE PER GAME -							- CAREER HIGHS (C=SET, T=TIED THIS SERIES) -						
	MIN	REB	AST	ST	TO	BL	PTS	MIN	REB	AST	STL	TO	BLK	PTS	FG	FGA	FT	FTA	REB	AST	PTS
Durant	52	13	7	2	6	5	36	46.3	9.6	3.4	0.86	4.0	1.57	29.9	14	30	18	19	19	9	41
Westbrook	48	13	16	3	7	1	30	40.7	9.7	8.0	1.57	4.9	0.57	25.6	20	33	17	18	13C	16C	43
Ibaka	47	14	1	2	2	5	17	37.6	8.9	0.6	0.86	1.0	2.57	13.0	11	17	10	10	16	3	26
Jackson	39	9	4	1	5	1	32	26.9	4.9	2.1	0.14	2.1	0.57	12.1	11C	18	8C	8C	10	8	32C
Butler	41	5	3	2	2	0	15	28.0	3.3	1.0	0.57	0.6	0.00	7.9	12	24	8T	10	20	5	35
Perkins	34	9	2	1	3	1	7	22.3	5.4	0.7	0.29	1.4	0.29	4.1	8	13	6	9	19	4	18
Sefolosha	32	7	3	2	2	0	7	19.4	2.8	1.2	1.00	0.6	0.00	3.4	7	16	5	8	9	6	19
Collison	19	5	3	0	1	2	3	13.4	2.7	1.0	0.00	0.2	0.67	2.0	6	9	4	7	12	4	15
Adams	25	3	0	0	2	5	8	11.1	1.0	0.0	0.00	0.7	1.67	1.7	5	7	3	7	11	1	10
Jones	3	1	0	0	0	0	0	1.4	0.3	0.0	0.00	0.0	0.00	0.0	3	6	0T	0T	4	1	8
Lamb	3	1	1	0	0	0	0	2.2	0.3	0.3	0.00	0.0	0.00	0.0	6	8	2	2	6	2	13
Thabeet	4	0	0	0	0	0	0	4.1	0.0	0.0	0.00	0.0	0.00	0.0	1	1	0T	0T	3	0T	2
THUNDER	265	58	24	9	21	11	120	254.3	48.1	18.6	6.00	15.6	7.57	102.1	52	107	47	62	71	38	133
OPPONENTS	265	50	30	13	15	4	111	254.3	42.7	21.7	9.00	11.1	2.43	96.7	59	114	57	64	69	36	151

INTRO

PLAYERS

EXECUTIVE

BASKETBALL OPS

BUSINESS OPS

MEDIA

COMMUNITY

HISTORY

PLAYOFFS

REVIEW

OPPONENTS

NBA

FEDERATION

AT A GLANCE





# PLAYOFFS

## MEMPHIS GRIZZLIES 2013 FIRST ROUND VS. LOS ANGELES CLIPPERS

PLAYER	G	GS	MIN	- FIELD GOALS -			- 3-POINT FG -			- FREE THROWS -			- REBOUNDS -			AST	PF	DQ	STL	TO	BLK	PTS	AVG
				FG	FGA	PCT	FG	FGA	PCT	FT	FTA	PCT	OFF	DEF	TOT								
Randolph	6	6	202	50	88	.568	0	0	---	25	34	.735	20	28	48	10	27	0	5	15	1	125	20.8
Conley	6	6	217	29	71	.408	6	21	.286	40	53	.755	4	17	21	50	17	0	7	10	3	104	17.3
Gasol	6	6	234	35	75	.467	0	0	---	34	43	.791	7	38	45	20	22	0	2	4	10	104	17.3
Allen	6	6	177	24	50	.480	2	4	.500	22	29	.759	14	25	39	13	17	0	13	8	4	72	12.0
Bayless	6	0	97	18	47	.383	7	22	.318	10	10	1.000	0	5	5	9	12	0	2	10	0	53	8.8
Prince	6	6	213	21	52	.404	3	9	.333	6	11	.545	2	23	25	15	6	0	5	2	4	51	8.5
Pondexter	6	0	127	12	30	.400	5	15	.333	10	15	.667	6	7	13	3	9	0	5	3	1	39	6.5
Arthur	6	0	75	11	20	.550	0	1	.000	4	5	.800	7	11	18	2	18	0	0	1	1	26	4.3
Dooling	5	0	54	5	13	.385	3	7	.429	2	2	1.000	0	3	3	4	11	0	0	3	0	15	3.0
Wroten	3	0	6	1	3	.333	0	1	.000	4	4	1.000	0	2	2	1	0	0	0	1	0	6	2.0
Davis	5	0	29	3	7	.429	0	0	---	0	0	---	2	6	8	0	3	0	0	2	0	6	1.2
Daye	2	0	6	0	1	.000	0	0	---	0	0	---	0	0	0	0	0	0	0	0	1	0	0.0
Leuer	2	0	3	0	0	---	0	0	---	0	0	---	0	0	0	0	0	0	0	0	0	0	0.0
<b>GRIZZLIES</b>	<b>6</b>	<b>-</b>	<b>1440</b>	<b>209</b>	<b>457</b>	<b>.457</b>	<b>26</b>	<b>80</b>	<b>.325</b>	<b>157</b>	<b>206</b>	<b>.762</b>	<b>62</b>	<b>165</b>	<b>227</b>	<b>127</b>	<b>143</b>	<b>0</b>	<b>39</b>	<b>62</b>	<b>25</b>	<b>601</b>	<b>100.2</b>
<b>CLIPPERS</b>	<b>6</b>	<b>-</b>	<b>1440</b>	<b>211</b>	<b>452</b>	<b>.467</b>	<b>35</b>	<b>115</b>	<b>.304</b>	<b>111</b>	<b>142</b>	<b>.782</b>	<b>53</b>	<b>170</b>	<b>223</b>	<b>108</b>	<b>167</b>	<b>1</b>	<b>31</b>	<b>80</b>	<b>34</b>	<b>568</b>	<b>94.7</b>

PLAYER	----- SINGLE-GAME HIGHS -----							----- AVERAGE PER GAME -----							- CAREER HIGHS (C=SET, T=TIED THIS SERIES) -						
	MIN	REB	AST	ST	TO	BL	PTS	MIN	REB	AST	STL	TO	BLK	PTS	FG	FGA	FT	FTA	REB	AST	PTS
Randolph	38	11	4	2	5	1	27	33.7	8.0	1.7	0.83	2.5	0.17	20.8	12	25	16	17	21	6	34
Conley	44	6	13	3	3	2	28	36.2	3.5	8.3	1.17	1.7	0.50	17.3	11	22	12C	17C	10	13C	28C
Gasol	44	13	7	1	2	3	24	39.0	7.5	3.3	0.33	0.7	1.67	17.3	11	20	9C	12	21	7C	26
Allen	39	10	6	4	3	2	19	29.5	6.5	2.2	2.17	1.3	0.67	12.0	7	13	9C	11C	10C	6C	19C
Bayless	30	2	3	1	3	0	19	16.2	0.8	1.5	0.33	1.7	0.00	8.8	7	18	6	9	4	7	19C
Prince	41	6	5	2	1	2	15	35.5	4.2	2.5	0.83	0.3	0.67	8.5	11	20	7	8	12	9	29
Pondexter	29	4	1	1	1	1	13	21.2	2.2	0.5	0.83	0.5	0.17	6.5	7	13	5	7	9	3	22
Arthur	18	6	1	0	1	1	9	12.4	3.0	0.3	0.00	0.2	0.17	4.3	7	10	3	4	6T	2	14
Dooling	18	2	2	0	1	0	7	10.8	0.6	0.8	0.00	0.6	0.00	3.0	6	10	5	6	4	4	15
Wroten	5	2	1	0	1	0	4	2.1	0.7	0.3	0.00	0.3	0.00	2.0	1T	4	2C	2C	2C	1T	4C
Davis	13	6	0	0	0	0	6	5.8	1.6	0.0	0.00	0.4	0.00	1.2	3C	4C	3	4	6C	0T	6C
Daye	6	0	0	0	0	1	0	3.1	0.0	0.0	0.00	0.0	0.50	0.0	2	5	1	1	1	0T	4
Leuer	2	0	0	0	0	0	0	1.3	0.0	0.0	0.00	0.0	0.00	0.0	1	1	0T	0T	2	0T	2
<b>GRIZZLIES</b>	<b>240</b>	<b>45</b>	<b>27</b>	<b>11</b>	<b>13</b>	<b>7</b>	<b>118</b>	<b>240.0</b>	<b>37.8</b>	<b>21.2</b>	<b>6.50</b>	<b>10.3</b>	<b>4.17</b>	<b>100.2</b>	<b>45</b>	<b>111</b>	<b>38C</b>	<b>47C</b>	<b>60</b>	<b>27C</b>	<b>123</b>
<b>OPPONENTS</b>	<b>240</b>	<b>47</b>	<b>20</b>	<b>8</b>	<b>18</b>	<b>10</b>	<b>112</b>	<b>240.0</b>	<b>37.2</b>	<b>18.0</b>	<b>5.17</b>	<b>13.3</b>	<b>5.67</b>	<b>94.7</b>	<b>43</b>	<b>95</b>	<b>42</b>	<b>50</b>	<b>54</b>	<b>29</b>	<b>133</b>

## LOS ANGELES CLIPPERS 2013 FIRST ROUND VS. MEMPHIS GRIZZLIES

PLAYER	G	GS	MIN	- FIELD GOALS -			- 3-POINT FG -			- FREE THROWS -			- REBOUNDS -			AST	PF	DQ	STL	TO	BLK	PTS	AVG
				FG	FGA	PCT	FG	FGA	PCT	FT	FTA	PCT	OFF	DEF	TOT								
Paul	6	6	224	49	92	.533	6	19	.316	33	37	.892	3	21	24	38	17	0	11	9	0	137	22.8
Griffin	6	5	158	29	64	.453	0	0	---	21	26	.808	8	25	33	15	24	1	0	13	5	79	13.2
Barnes	6	0	162	24	44	.545	7	17	.412	16	19	.842	7	23	30	3	23	0	4	5	2	71	11.8
Crawford	6	0	161	24	62	.387	6	22	.273	11	11	1.000	2	10	12	10	9	0	3	4	1	65	10.8
Butler	6	6	136	22	46	.478	4	16	.250	3	3	1.000	1	15	16	0	11	0	2	6	2	51	8.5
Bledsoe	6	0	97	15	30	.500	1	9	.111	8	12	.667	2	13	15	18	10	0	2	5	3	39	6.5
Billups	6	6	115	11	36	.306	6	17	.353	9	11	.818	2	10	12	6	10	0	1	8	1	37	6.2
Odum	6	1	107	11	30	.367	5	14	.357	3	6	.500	4	19	23	11	16	0	5	10	5	30	5.0
Hill	1	0	20	2	4	.500	0	0	---	0	0	---	2	2	4	2	5	0	0	1	0	4	4.0
Jordan	6	6	144	10	22	.455	0	0	---	2	9	.222	15	23	38	1	18	0	1	9	10	22	3.7
Turiah	5	0	59	7	10	.700	0	0	---	2	4	.500	4	4	8	0	14	0	1	2	3	16	3.2
Hollins	5	0	37	5	9	.556	0	0	---	1	2	.500	3	2	5	2	10	0	0	2	2	11	2.2
Green	3	0	20	2	3	.667	0	1	.000	2	2	1.000	0	3	3	2	0	0	1	0	0	6	2.0
<b>CLIPPERS</b>	<b>6</b>	<b>-</b>	<b>1440</b>	<b>211</b>	<b>452</b>	<b>.467</b>	<b>35</b>	<b>115</b>	<b>.304</b>	<b>111</b>	<b>142</b>	<b>.782</b>	<b>53</b>	<b>170</b>	<b>223</b>	<b>108</b>	<b>167</b>	<b>1</b>	<b>31</b>	<b>80</b>	<b>34</b>	<b>568</b>	<b>94.7</b>
<b>GRIZZLIES</b>	<b>6</b>	<b>-</b>	<b>1440</b>	<b>209</b>	<b>457</b>	<b>.457</b>	<b>26</b>	<b>80</b>	<b>.325</b>	<b>157</b>	<b>206</b>	<b>.762</b>	<b>62</b>	<b>165</b>	<b>227</b>	<b>127</b>	<b>143</b>	<b>0</b>	<b>39</b>	<b>62</b>	<b>25</b>	<b>601</b>	<b>100.2</b>

PLAYER	----- SINGLE-GAME HIGHS -----							----- AVERAGE PER GAME -----							- CAREER HIGHS (C=SET, T=TIED THIS SERIES) -						
	MIN	REB	AST	ST	TO	BL	PTS	MIN	REB	AST	STL	TO	BLK	PTS	FG	FGA	FT	FTA	REB	AST	PTS
Paul	42	6	9	3	5	0	35	37.3	4.0	6.3	1.83	1.5	0.00	22.8	15	25	12	14	13	17	35T
Griffin	34	10	5	0	4	2	21	26.3	5.5	2.5	0.00	2.2	0.83	13.2	13	24	10	17	16	7	30
Barnes	37	10	1	1	2	1	30	26.9	5.0	0.5	0.67	0.8	0.33	11.8	11C	15	7C	8C	11	7	30C
Crawford	36	3	3	3	1	1	15	26.9	2.0	1.7	0.50	0.7	0.17	10.8	10	19	8	11	5	6	25
Butler	33	7	0	1	2	1	14	22.6	2.7	0.0	0.33	1.0	0.33	8.5	12	24	8	10	20	5	35
Bledsoe	22	6	5	1	1	1	15	16.2	2.5	3.0	0.33	0.8	0.50	6.5	10	16	3T	5	6C	6	23
Billups	23	4	2	1	3	1	14	19.2	2.0	1.0	0.17	1.3	0.17	6.2	11	29	16	19	10	13	40
Odum	23	7	3	3	4	1	9	17.9	3.8	1.8	0.83	1.7	0.83	5.0	13	21	12	16	19	9	33
Hill	20	4	2	0	1	0	4	20.1	4.0	2.0	0.00	1.0	0.00	4.0	11	27	11	13	14	11	28
Jordan	31	8	1	1	3	4	6	24.1	6.3	0.2	0.17	1.5	1.67	3.7	4	7T	3	6	9	2	10
Turiah	14	3	0	1	1	2	5	11.7	1.6	0.0	0.20	0.4	0.60	3.2	4	10	4	6	10	3	12
Hollins	9	4	1	0	1	1	5	7.5	1.0	0.4	0.00	0.4	0.40	2.2	4	4T	2	4	8	3	8
Green	15	1	2	1	0	0	4	6.5	1.0	0.7	0.33	0.0	0.00	2.0	7	15	6	6	4	6	17
CLIPPERS	240	47	20	8	18	10	112	240.0	37.2	18.0	5.17	13.3	5.67	94.7	50	111	36	48	62	30	124
OPPONENTS	240	45	27	11	13	7	118	240.0	37.8	21.2	6.50	10.3	4.17	100.2	51	115	38C	47C	63	35	131





## MEMPHIS GRIZZLIES 2013 WESTERN CONFERENCE SEMIFINALS VS. OKLAHOMA CITY THUNDER

PLAYER	G	GS	MIN	- FIELD GOALS -			- 3-POINT FG -			- FREE THROWS -			- REBOUNDS -			AST	PF	DQ	STL	TO	BLK	PTS	AVG
				FG	FGA	PCT	FG	FGA	PCT	FT	FTA	PCT	OFF	DEF	TOT								
Gasol	5	5	210	35	72	.486	0	0	---	27	34	.794	9	33	42	12	14	0	7	7	15	97	19.4
Randolph	5	5	198	33	74	.446	0	1	.000	26	36	.722	16	38	54	11	14	0	3	8	2	92	18.4
Conley	5	5	206	31	85	.365	8	28	.286	20	23	.870	5	28	33	34	10	0	11	11	1	90	18.0
Allen	5	5	140	18	43	.419	0	3	.000	14	19	.737	11	14	25	5	19	0	12	6	0	50	10.0
Bayless	5	0	113	15	44	.341	7	21	.333	8	10	.800	1	15	16	9	13	0	1	3	1	45	9.0
Pondexter	5	0	101	12	23	.522	7	13	.538	2	5	.400	1	11	12	4	11	0	2	3	1	33	6.6
Prince	5	5	157	13	44	.295	1	7	.143	4	6	.667	6	18	24	11	9	0	1	6	0	31	6.2
Arthur	5	0	55	6	15	.400	0	1	.000	4	4	1.000	1	7	8	0	8	0	1	3	1	16	3.2
Daye	1	0	5	1	2	.500	0	0	---	1	1	1.000	0	0	0	0	2	0	0	0	0	3	3.0
Davis	1	0	3	1	1	1.000	0	0	---	0	0	---	0	0	0	0	1	0	0	0	0	2	2.0
Wroten	1	0	6	1	3	.333	0	0	---	0	0	---	0	1	1	1	1	0	1	1	0	2	2.0
Dooling	5	0	31	1	6	.167	1	5	.200	4	4	1.000	0	0	0	0	2	0	0	0	0	7	1.4
GRIZZLIES	5	-	1225	167	412	.405	24	79	.304	110	142	.775	50	165	215	87	104	0	39	52	21	468	93.6
THUNDER	5	-	1225	160	402	.398	34	102	.333	94	114	.825	50	167	217	78	126	3	19	73	33	448	89.6

PLAYER	----- SINGLE-GAME HIGHS -----						----- AVERAGE PER GAME -----						- CAREER HIGHS (C=SET, T=TIED THIS SERIES) -									
	MIN	REB	AST	ST	TO	BL	PTS	MIN	REB	AST	STL	TO	BLK	PTS	FG	FGA	FT	FTA	REB	AST	PTS	PTS
Gasol	48	11	5	3	2	6	24	41.9	8.4	2.4	1.40	1.4	3.00	19.4	11	20	9	12	21	7	26	26
Randolph	43	14	3	2	3	1	28	39.6	10.8	2.2	0.60	1.6	0.40	18.4	12	25	16	17	21	6	34	34
Conley	49	10	11	4	4	1	26	41.3	6.6	6.8	2.20	2.2	0.20	18.0	11C	22C	12	17	10C	13	28	28
Allen	34	7	2	5	2	0	14	28.0	5.0	1.0	2.40	1.2	0.00	10.0	7	13T	9	11	10	6	19	19
Bayless	27	4	3	1	2	1	11	22.6	3.2	1.8	0.20	0.6	0.20	9.0	7	18	6	9	4T	7	19	19
Pondexter	27	5	3	2	2	1	13	20.2	2.4	0.8	0.40	0.6	0.20	6.6	7	13	5	7	9	3C	22	22
Prince	35	6	5	1	2	0	9	31.4	4.8	2.2	0.20	1.2	0.00	6.2	11	20	7	8	12	9	29	29
Arthur	16	3	0	1	3	1	6	11.0	1.6	0.0	0.20	0.6	0.20	3.2	7	10	3	4	6	2	14	14
Daye	5	0	0	0	0	0	3	4.9	0.0	0.0	0.00	0.0	0.00	3.0	2	5	1C	1C	1	0T	4	4
Davis	3	0	0	0	0	0	2	3.1	0.0	0.0	0.00	0.0	0.00	2.0	3	4	3	4	6	0T	6	6
Wroten	6	1	1	1	1	0	2	5.7	1.0	1.0	1.00	1.0	0.00	2.0	1T	4	2	2	2	1T	4	4
Dooling	10	0	0	0	0	0	5	6.3	0.0	0.0	0.00	0.0	0.00	1.4	6	10	5	6	4	4	15	15
GRIZZLIES	265	46	22	13	12	7	103	245.0	43.0	17.4	7.80	10.4	4.20	93.6	45	111	38	47	60	27	123	123
OPPONENTS	265	51	19	7	21	10	97	245.0	43.4	15.6	3.80	14.6	6.60	89.6	43	95	42	50	54	29	133	133

## OKLAHOMA CITY THUNDER 2013 WESTERN CONFERENCE SEMIFINALS VS. MEMPHIS GRIZZLIES

PLAYER	G	GS	MIN	- FIELD GOALS -			- 3-POINT FG -			- FREE THROWS -			- REBOUNDS -			AST	PF	DQ	STL	TO	BLK	PTS	AVG
				FG	FGA	PCT	FG	FGA	PCT	FT	FTA	PCT	OFF	DEF	TOT								
Durant	5	5	228	48	114	.421	10	28	.357	38	49	.776	2	50	52	33	9	0	6	22	6	144	28.8
Martin	5	0	150	25	60	.417	5	14	.357	17	18	.944	1	17	18	4	7	0	1	4	2	72	14.4
Jackson	5	5	188	27	54	.500	3	14	.214	12	13	.923	2	29	31	19	16	0	2	9	2	69	13.8
Ibaka	5	5	178	26	69	.377	3	6	.500	8	11	.727	17	25	42	2	22	1	0	4	16	63	12.6
Fisher	5	0	134	16	40	.400	11	28	.393	4	6	.667	0	8	8	4	15	0	3	5	0	47	9.4
Sefolosha	5	5	108	7	22	.318	2	10	.200	7	9	.778	6	11	17	7	5	0	3	4	0	23	4.6
Collison	5	0	88	7	17	.412	0	0	---	4	4	1.000	11	9	20	5	26	2	2	10	4	18	3.6
Perkins	5	5	117	4	24	.167	0	1	.000	4	4	1.000	10	11	21	4	18	0	2	10	3	12	2.4
Liggins	2	0	13	0	1	.000	0	1	.000	0	0	---	0	2	2	0	2	0	0	0	0	0	0.0
Thabeet	3	0	21	0	1	.000	0	0	---	0	0	---	1	5	6	0	6	0	0	1	0	0	0.0
THUNDER	5	-	1225	160	402	.398	34	102	.333	94	114	.825	50	167	217	78	126	3	19	73	33	448	89.6
GRIZZLIES	5	-	1225	167	412	.405	24	79	.304	110	142	.775	50	165	215	87	104	0	39	52	21	468	93.6

PLAYER	----- SINGLE-GAME HIGHS -----						----- AVERAGE PER GAME -----						- CAREER HIGHS (C=SET, T=TIED THIS SERIES) -									
	MIN	REB	AST	ST	TO	BL	PTS	MIN	REB	AST	STL	TO	BLK	PTS	FG	FGA	FT	FTA	REB	AST	PTS	PTS
Durant	48	15	9	3	7	2	36	45.7	10.4	6.6	1.20	4.4	1.20	28.8	14	30	18	19	19	9T	41	41
Martin	33	7	1	1	1	1	25	30.0	3.6	0.8	0.20	0.8	0.40	14.4	8C	17C	10	10	8	3	26	26
Jackson	48	10	8	2	4	1	16	37.6	6.2	3.8	0.40	1.8	0.40	13.8	7T	18	6	6	10C	8T	20	20
Ibaka	38	14	1	0	1	4	17	35.6	8.4	0.4	0.00	0.8	3.20	12.6	11	17C	10	10	16	2	26	26
Fisher	31	5	3	1	2	0	19	26.8	1.6	0.8	0.60	1.0	0.00	9.4	11	14	9	11	8	10	28	28
Sefolosha	29	5	3	1	2	0	7	21.6	3.4	1.4	0.60	0.8	0.00	4.6	7	16	5	8	9	6	19	19
Collison	22	8	2	1	4	3	10	17.7	4.0	1.0	0.40	2.0	0.80	3.6	6	9	4C	7	12	4	15	15
Perkins	34	7	3	1	3	2	4	23.3	4.2	0.8	0.40	2.0	0.60	2.4	8	13	6	9	19	4	18	18
Liggins	8	2	0	0	0	0	6	6.3	1.0	0.0	0.00	0.0	0.00	0.0	1	4	1	4	5	1	3	3
Thabeet	13	3	0	0	1	0	0	7.0	2.0	0.0	0.00	0.3	0.00	0.0	1	1T	0T	0T	3C	0T	2	2
THUNDER	265	51	19	7	21	10	97	245.0	43.4	15.6	3.80	14.6	6.60	89.6	52	107	47	62	71	38	133	133
OPPONENTS	265	46	22	13	12	7	103	245.0	43.0	17.4	7.80	10.4	4.20	93.6	59	114	57	64	69	36	151	151





# PLAYOFFS

## MEMPHIS GRIZZLIES 2013 WESTERN CONFERENCE FINALS VS. SAN ANTONIO SPURS

PLAYER	G	GS	MIN	- FIELD GOALS -			- 3-POINT FG -			- FREE THROWS -			- REBOUNDS -			AST	PF	DQ	STL	TO	BLK	PTS	AVG
				FG	FGA	PCT	FG	FGA	PCT	FT	FTA	PCT	OFF	DEF	TOT								
Conley	4	4	151	23	60	.383	4	15	.267	11	17	.647	3	14	17	23	7	0	8	13	1	61	15.3
Pondexter	4	0	129	22	41	.537	12	25	.480	5	8	.625	2	11	13	4	11	1	4	3	0	61	15.3
Gasol	4	4	166	23	58	.397	0	0	---	11	13	.846	9	31	40	16	17	0	4	7	8	57	14.3
Randolph	4	4	155	16	53	.302	0	0	---	12	24	.500	23	25	48	3	11	0	2	8	4	44	11.0
Bayless	4	0	109	16	46	.348	4	16	.250	5	6	.833	0	9	9	14	10	0	4	3	4	41	10.3
Allen	4	4	105	12	32	.375	0	1	.000	8	10	.800	12	15	27	9	12	0	5	5	1	32	8.0
Prince	4	4	84	9	25	.360	1	3	.333	4	6	.667	4	4	8	3	3	0	1	2	1	23	5.8
Arthur	4	0	45	8	18	.444	0	0	---	0	0	---	6	6	12	4	10	0	1	3	2	16	4.0
Daye	1	0	9	2	5	.400	0	1	.000	0	0	---	0	1	1	0	0	0	0	1	0	4	4.0
Davis	2	0	16	1	4	.250	0	0	---	3	4	.750	2	1	3	0	3	0	0	0	1	5	2.5
Dooling	4	0	28	2	5	.400	1	1	1.000	0	0	---	0	2	2	0	1	0	1	0	0	5	1.3
Leuer	3	0	9	1	2	.500	0	0	---	0	0	---	2	1	3	0	0	0	1	0	1	2	0.7
Wroten	2	0	5	0	5	.000	0	1	.000	0	0	---	1	0	1	0	0	0	0	0	0	0	0.0
<b>GRIZZLIES</b>	<b>4</b>	<b>-</b>	<b>1010</b>	<b>135</b>	<b>354</b>	<b>.381</b>	<b>22</b>	<b>63</b>	<b>.349</b>	<b>59</b>	<b>88</b>	<b>.670</b>	<b>64</b>	<b>120</b>	<b>184</b>	<b>76</b>	<b>85</b>	<b>1</b>	<b>31</b>	<b>47</b>	<b>23</b>	<b>351</b>	<b>87.8</b>
<b>SPURS</b>	<b>4</b>	<b>-</b>	<b>1010</b>	<b>156</b>	<b>317</b>	<b>.492</b>	<b>32</b>	<b>85</b>	<b>.376</b>	<b>51</b>	<b>66</b>	<b>.773</b>	<b>28</b>	<b>135</b>	<b>163</b>	<b>100</b>	<b>87</b>	<b>0</b>	<b>26</b>	<b>57</b>	<b>31</b>	<b>395</b>	<b>98.8</b>

PLAYER	----- SINGLE-GAME HIGHS -----							----- AVERAGE PER GAME -----							- CAREER HIGHS (C=SET, T=TIED THIS SERIES) -						
	MIN	REB	AST	ST	TO	BL	PTS	MIN	REB	AST	STL	TO	BLK	PTS	FG	FGA	FT	FTA	REB	AST	PTS
Conley	47	6	8	5	5	1	20	37.9	4.3	5.8	2.00	3.3	0.25	15.3	11	22	12	17	10	13	28
Pondexter	37	9	2	2	2	0	22	32.1	3.3	1.0	1.00	0.8	0.00	15.3	7C	13C	5C	7C	9C	3	22C
Gasol	48	14	5	2	4	3	16	41.4	10.0	4.0	1.00	1.8	2.00	14.3	11	20	9	12	21	7	26
Randolph	45	18	3	1	4	2	15	38.6	12.0	0.8	0.50	2.0	1.00	11.0	12	25	16	17	21	6	34
Bayless	34	4	5	2	1	2	18	27.3	2.3	3.5	1.00	0.8	1.00	10.3	7C	18C	6	9	4T	7	19
Allen	27	8	3	2	2	1	12	26.2	6.8	2.3	1.25	1.3	0.25	8.0	7	13	9	11	10	6	19
Prince	29	4	2	1	1	1	8	20.9	2.0	0.8	0.25	0.5	0.25	5.8	11	20	7	8	12	9	29
Arthur	18	6	2	1	2	1	8	11.3	3.0	1.0	0.25	0.8	0.50	4.0	7	10	3	4	6T	2T	14
Daye	9	1	0	0	1	0	4	8.8	1.0	0.0	0.00	1.0	0.00	4.0	2C	5C	1	1	1C	0T	4C
Davis	11	2	0	0	0	1	5	8.0	1.5	0.0	0.00	0.0	0.50	2.5	3	4	3C	4C	6	0T	6
Dooling	13	1	0	0	0	0	5	7.1	0.5	0.0	0.25	0.0	0.00	1.3	6	10	5	6	4	4	15
Leuer	5	2	0	0	1	0	2	2.9	1.0	0.0	0.33	0.0	0.33	0.7	1C	1C	0T	0T	2C	0T	2C
Wroten	3	1	0	0	0	0	0	2.5	0.5	0.0	0.00	0.0	0.00	0.0	1	4C	2	2	2	1	4
GRIZZLIES	265	60	20	10	13	6	93	252.5	46.0	19.0	7.75	11.8	5.75	87.8	45	111	38	47	60C	27	123
OPPONENTS	265	50	29	10	17	12	105	252.5	40.8	25.0	6.50	14.3	7.75	98.8	43	95	42	50	54	29C	133

## SAN ANTONIO SPURS 2013 WESTERN CONFERENCE FINALS VS. MEMPHIS GRIZZLIES

PLAYER	G	GS	MIN	- FIELD GOALS -			- 3-POINT FG -			- FREE THROWS -			- REBOUNDS -			AST	PF	DQ	STL	TO	BLK	PTS	AVG
				FG	FGA	PCT	FG	FGA	PCT	FT	FTA	PCT	OFF	DEF	TOT								
Parker	4	4	158	41	77	.532	3	8	.375	13	15	.867	1	13	14	38	6	0	8	16	0	98	24.5
Duncan	4	4	137	27	57	.474	0	0	---	8	13	.615	8	29	37	13	13	0	3	9	12	62	15.5
Leonard	4	4	143	19	32	.594	7	13	.538	0	1	.000	3	25	28	2	4	0	8	5	3	45	11.3
Ginobili	4	0	105	11	27	.407	4	14	.286	14	18	.778	4	17	21	18	12	0	2	10	2	40	10.0
Green	4	4	114	13	28	.464	8	17	.471	1	1	1.000	3	14	17	8	8	0	3	4	4	35	8.8
Splitter	4	4	105	15	22	.682	0	0	---	5	7	.714	3	9	12	8	15	0	1	4	7	35	8.8
Bonner	4	0	71	9	20	.450	6	14	.429	3	3	1.000	2	8	10	2	14	0	0	2	2	27	6.8
Blair	1	0	5	2	2	1.000	0	0	---	2	2	1.000	1	1	2	1	2	0	0	0	0	6	6.0
Neal	4	0	51	7	17	.412	2	8	.250	2	2	1.000	0	4	4	2	2	0	0	1	0	18	4.5
Diaw	4	0	72	7	19	.368	1	5	.200	2	2	1.000	1	6	7	6	9	0	0	1	1	17	4.3
Mills	1	0	5	1	1	1.000	1	1	1.000	0	0	---	0	0	0	1	1	0	0	0	0	3	3.0
Joseph	4	0	37	4	13	.308	0	3	.000	1	2	.500	2	7	9	0	1	0	1	2	0	9	2.3
McGrady	1	0	7	0	2	.000	0	2	.000	0	0	---	0	2	2	0	0	0	0	1	0	0	0.0
<b>SPURS</b>	<b>4</b>	<b>-</b>	<b>1010</b>	<b>156</b>	<b>317</b>	<b>.492</b>	<b>32</b>	<b>85</b>	<b>.376</b>	<b>51</b>	<b>66</b>	<b>.773</b>	<b>28</b>	<b>135</b>	<b>163</b>	<b>100</b>	<b>87</b>	<b>0</b>	<b>26</b>	<b>57</b>	<b>31</b>	<b>395</b>	<b>98.8</b>
<b>GRIZZLIES</b>	<b>4</b>	<b>-</b>	<b>1010</b>	<b>135</b>	<b>354</b>	<b>.381</b>	<b>22</b>	<b>63</b>	<b>.349</b>	<b>59</b>	<b>88</b>	<b>.670</b>	<b>64</b>	<b>120</b>	<b>184</b>	<b>76</b>	<b>85</b>	<b>1</b>	<b>31</b>	<b>47</b>	<b>23</b>	<b>351</b>	<b>87.8</b>

PLAYER	----- SINGLE-GAME HIGHS -----							----- AVERAGE PER GAME -----							- CAREER HIGHS (C=SET, T=TIED THIS SERIES) -						
	MIN	REB	AST	ST	TO	BL	PTS	MIN	REB	AST	STL	TO	BLK	PTS	FG	FGA	FT	FTA	REB	AST	PTS
Parker	44	5	18	3	7	0	37	39.5	3.5	9.5	2.00	4.0	0.00	24.5	18	29	13	16	10	18C	43
Duncan	44	10	5	2	3	4	24	34.4	9.3	3.3	0.75	2.3	3.00	15.5	16	30	19	23	25	11	41
Leonard	40	11	1	5	2	1	18	35.8	7.0	0.5	2.00	1.3	0.75	11.3	9	17	4	8	16	3	22
Ginobili	30	7	6	1	6	1	19	26.3	5.3	4.5	0.50	2.5	0.50	10.0	11	24	15	17	11	11	39
Green	33	6	3	2	1	3	16	28.4	4.3	2.3	0.75	1.0	1.00	8.8	9	15	3	4	7	4	27
Splitter	34	6	3	1	2	4	14	26.2	3.0	2.0	0.25	1.0	1.75	8.8	6T	9	6	12	9	4	14T
Bonner	27	3	1	0	2	1	12	17.8	2.5	0.5	0.00	0.5	0.50	6.8	5	9	6	6	7	2	14
Blair	5	2	1	0	0	0	6	5.3	2.0	1.0	0.00	0.0	0.00	6.0	6	9	4	5	8	3	13
Neal	19	3	1	0	1	0	11	12.7	1.0	0.5	0.00	0.3	0.00	4.5	9	17	4	4	5	5	24
Diaw	21	2	3	0	1	1	7	17.9	1.8	1.5	0.00	0.3	0.25	4.3	13	23	11	11	12	9	34
Mills	5	0	1	0	0	0	3	5.2	0.0	1.0	0.00	0.0	0.00	3.0	4	5	1	1	1	2	9
Joseph	12	5	0	1	2	0	4	9.3	2.3	0.0	0.25	0.5	0.00	2.3	4	8	2	3	5C	6	8
McGrady	7	2	0	0	1	0	0	6.8	2.0	0.0	0.00	1.0	0.00	0.0	16	34	14	18	13	16	46
SPURS	265	50	29	10	17	12	105	252.5	40.8	25.0	6.50	14.3	7.75	98.8	67	124	39	54	75	51	152
OPPONENTS	265	60	20	10	13	6	93	252.5	46.0	19.0	7.75	11.8	5.75	87.8	58	111	49	51	65	40	141





## MEMPHIS GRIZZLIES 2012 FIRST ROUND VS. LOS ANGELES CLIPPERS

PLAYER	G	GS	MIN	- FIELD GOALS -			- 3-POINT FG -			- FREE THROWS -			- REBOUNDS -			AST	PF	DQ	STL	TO	BLK	PTS	AVG
				FG	FGA	PCT	FG	FGA	PCT	FT	FTA	PCT	OFF	DEF	TOT								
Gay	7	7	279	48	114	.421	4	19	.211	33	40	.825	10	36	46	10	15	0	9	21	2	133	19.0
Gasol	7	7	261	36	69	.522	0	1	.000	34	43	.791	16	31	47	22	25	0	2	13	13	106	15.1
Conley	7	7	277	32	76	.421	11	22	.500	24	32	.750	4	19	23	50	19	0	6	16	0	99	14.1
Randolph	7	7	248	37	88	.420	0	4	.000	22	35	.629	27	42	69	6	25	0	7	11	4	96	13.7
Mayo	7	0	163	17	62	.274	7	24	.292	21	27	.778	2	23	25	15	18	1	9	18	1	62	8.9
Allen	7	7	170	18	45	.400	0	5	.000	12	17	.706	8	14	22	5	21	1	9	10	7	48	6.9
Speights	7	0	100	20	41	.488	0	0	---	6	10	.600	13	17	30	2	13	0	3	5	3	46	6.6
Pondexter	7	0	114	12	18	.667	2	4	.500	7	9	.778	3	13	16	2	13	0	4	5	0	33	4.7
Haddadi	4	0	21	2	2	1.000	0	0	---	1	2	.500	5	4	9	1	5	0	0	1	2	5	1.3
Cunningham	7	0	49	4	11	.364	0	0	---	0	0	---	6	5	11	0	3	0	1	1	2	8	1.1
Arenas	6	0	23	2	8	.250	0	4	.000	0	0	---	0	1	1	1	6	0	0	1	0	4	0.7
Selby	1	0	0	0	0	---	0	0	---	0	0	---	0	0	0	0	0	0	0	0	0	0	0.0
GRIZZLIES	7	-	1705	228	534	.427	24	83	.289	160	215	.744	94	205	299	114	163	2	50	108	34	640	91.4
CLIPPERS	7	-	1705	233	516	.452	43	123	.350	126	188	.670	65	194	259	114	179	2	65	106	43	635	90.7

PLAYER	----- SINGLE-GAME HIGHS -----							----- AVERAGE PER GAME -----							- CAREER HIGHS (C=SET, T=TIED THIS SERIES) -						
	MIN	REB	AST	ST	TO	BL	PTS	MIN	REB	AST	STL	TO	BLK	PTS	FG	FGA	FT	FTA	REB	AST	PTS
Gay	48	9	4	3	4	1	24	39.9	6.6	1.4	1.29	3.0	0.29	19.0	9C	25C	12C	15C	9C	4C	24C
Gasol	40	10	6	1	3	3	23	37.3	6.7	3.1	0.29	1.9	1.86	15.1	11	20	8	12	21	6C	26
Conley	46	7	9	3	4	0	25	39.6	3.3	7.1	0.86	2.3	0.00	14.1	10T	20	11T	12T	7T	12	25C
Randolph	39	16	2	2	3	3	19	35.4	9.9	0.9	1.00	1.6	0.57	13.7	12	25	16	17	21	6	34
Mayo	29	9	4	3	5	1	20	23.3	3.6	2.1	1.29	2.6	0.14	8.9	7	18	6C	6T	9C	5	20C
Allen	30	5	1	3	3	3	10	24.3	3.1	0.7	1.29	1.4	1.00	6.9	7	13	6	10	5T	3	15
Speights	22	9	1	1	2	1	11	14.3	4.3	0.3	0.43	0.7	0.43	6.6	4C	10C	3C	4C	9C	1T	11C
Pondexter	25	7	1	2	2	0	11	16.3	2.3	0.3	0.57	0.7	0.00	4.7	4C	5C	2C	2C	7C	1T	11C
Haddadi	11	5	1	0	1	1	3	5.3	2.3	0.3	0.00	0.3	0.50	1.3	2	4	5	6	5C	1C	5
Cunningham	13	4	0	1	1	1	4	7.0	1.6	0.0	0.14	0.1	0.29	1.1	3	5T	5	6	5	0T	11
Arenas	10	1	1	0	1	0	4	3.8	0.2	0.2	0.00	0.2	0.00	0.7	14	27	14	19	8	14	44
Selby	0	0	0	0	0	0	0	0.0	0.0	0.0	0.00	0.0	0.00	0.0	0C	0C	0C	0C	0C	0C	0C
GRIZZLIES	265	48	20	13	22	9	105	243.6	42.7	16.3	7.14	15.4	4.86	91.4	45	111	37	44	55	26	123
OPPONENTS	265	47	21	13	21	8	101	243.6	37.0	16.3	9.29	15.1	6.14	90.7	43	95	42	50	54	28	133

## LOS ANGELES CLIPPERS 2012 FIRST ROUND VS. MEMPHIS GRIZZLIES

PLAYER	G	GS	MIN	- FIELD GOALS -			- 3-POINT FG -			- FREE THROWS -			- REBOUNDS -			AST	PF	DQ	STL	TO	BLK	PTS	AVG
				FG	FGA	PCT	FG	FGA	PCT	FT	FTA	PCT	OFF	DEF	TOT								
Paul	7	7	272	49	107	.458	9	27	.333	36	42	.857	3	37	40	50	21	1	19	25	1	143	20.4
Griffin	7	7	248	48	91	.527	0	1	.000	30	51	.588	13	32	45	18	30	1	15	18	2	126	18.0
Williams	7	0	150	26	69	.377	9	27	.333	7	8	.875	1	5	6	10	10	0	5	9	2	68	9.7
Butler	6	6	162	21	60	.350	4	20	.200	10	14	.714	4	12	16	3	16	0	4	9	1	56	9.3
Simmons	1	1	22	4	5	.800	1	2	.500	0	0	---	0	1	1	0	4	0	0	0	0	9	9.0
Young	7	0	135	18	41	.439	10	19	.526	11	12	.917	1	6	7	2	16	0	3	6	3	57	8.1
Foye	7	7	185	19	51	.373	9	24	.375	7	7	1.000	4	12	16	13	13	0	3	11	1	54	7.7
Bledsoe	7	0	97	16	33	.485	1	3	.333	8	14	.571	5	9	14	14	8	0	4	5	1	41	5.9
Martin	7	0	129	16	27	.593	0	0	---	1	2	.500	10	14	24	0	26	0	2	4	13	33	4.7
Jordan	7	7	151	10	20	.500	0	0	---	5	14	.357	9	20	29	3	12	0	3	6	14	25	3.6
Evans	7	0	156	6	12	.500	0	0	---	11	24	.458	15	46	61	1	23	0	7	6	5	23	3.3
CLIPPERS	7	-	1705	233	516	.452	43	123	.350	126	188	.670	65	194	259	114	179	2	65	106	43	635	90.7
GRIZZLIES	7	-	1705	228	534	.427	24	83	.289	160	215	.744	94	205	299	114	163	2	50	108	34	640	91.4

PLAYER	----- SINGLE-GAME HIGHS -----							----- AVERAGE PER GAME -----							- CAREER HIGHS (C=SET, T=TIED THIS SERIES) -						
	MIN	REB	AST	ST	TO	BL	PTS	MIN	REB	AST	STL	TO	BLK	PTS	FG	FGA	FT	FTA	REB	AST	PTS
Paul	42	9	11	5	5	1	29	38.9	5.7	7.1	2.71	3.6	0.14	20.4	15	25	12	14	13	17	35
Griffin	43	11	7	3	5	2	30	35.4	6.4	2.6	2.14	2.6	0.29	18.0	13	24	10C	17C	16	7C	30C
Williams	33	3	4	2	3	2	20	21.4	0.9	1.4	0.71	1.3	0.29	9.7	9	21T	8	9	7	10	24
Butler	32	5	2	1	2	1	14	27.0	2.7	0.5	0.67	1.5	0.17	9.3	12	24	8	10	20	5	35
Simmons	22	1	0	0	0	0	9	22.0	1.0	0.0	0.00	0.0	0.00	9.0	5	11	0T	0T	6	3	10
Young	24	2	1	2	2	1	19	19.3	1.0	0.3	0.43	0.9	0.43	8.1	6C	10	5C	6C	2T	1T	19C
Foye	36	4	3	1	3	1	16	26.4	2.3	1.9	0.43	1.6	0.14	7.7	6C	13C	4	6	4C	3T	16C
Bledsoe	24	4	6	1	2	1	14	13.9	2.0	2.0	0.57	0.7	0.14	5.9	10	16	3C	5C	5	6C	23
Martin	25	10	0	1	2	3	11	18.4	3.4	0.0	0.29	0.6	1.86	4.7	15	28	10	14	16	6	36
Jordan	26	8	2	1	3	4	7	21.6	4.1	0.4	0.43	0.9	2.00	3.6	4	7	3C	6C	9	2C	10
Evans	28	13	1	2	3	3	7	22.3	8.7	0.1	1.00	0.9	0.71	3.3	4	7	7	10	15	3	13
CLIPPERS	265	47	21	13	21	8	101	243.6	37.0	16.3	9.29	15.1	6.14	90.7	50	111	36	48	62	30	124
OPPONENTS	265	48	20	13	22	9	105	243.6	42.7	16.3	7.14	15.4	4.86	91.4	49	107	35	46	59	35	130

INTRO

PLAYERS

EXECUTIVE

BASKETBALL  
OPSBUSINESS  
OPS

MEDIA

COMMUNITY

HISTORY

PLAYOFFS

REVIEW

OPPONENTS

NBA

FEDERATION

AT A GLANCE





# PLAYOFFS

## MEMPHIS GRIZZLIES 2011 FIRST ROUND VS. SAN ANTONIO SPURS

PLAYER	G	GS	MIN	- FIELD GOALS -			- 3-POINT FG -			- FREE THROWS -			- REBOUNDS -			AST	PF	DQ	STL	TO	BLK	PTS	AVG
				FG	FGA	PCT	FG	FGA	PCT	FT	FTA	PCT	OFF	DEF	TOT								
Randolph	6	6	224	48	96	.500	1	5	.200	32	39	.821	11	44	55	20	21	0	8	12	3	129	21.5
Conley	6	6	230	32	81	.395	2	12	.167	20	26	.769	3	24	27	37	21	0	5	13	1	86	14.3
Gasol	6	6	242	32	60	.533	0	0	---	21	32	.656	20	54	74	13	23	0	3	13	9	85	14.2
Young	6	6	133	24	47	.511	3	8	.375	8	13	.615	2	14	16	1	10	0	3	5	2	59	9.8
Allen	6	6	160	21	47	.447	0	3	.000	12	17	.706	5	11	16	12	18	1	14	11	2	54	9.0
Mayo	6	0	134	18	49	.367	8	16	.500	10	14	.714	1	11	12	10	20	1	3	8	0	54	9.0
Arthur	6	0	99	22	40	.550	0	0	---	4	5	.800	8	9	17	3	12	0	2	6	9	48	8.0
Battier	6	0	162	15	30	.500	6	17	.353	3	4	.750	5	20	25	8	13	0	4	3	2	39	6.5
Vasquez	6	0	61	10	16	.625	2	5	.400	3	6	.500	1	8	9	11	5	0	2	5	1	25	4.2
Smith	2	0	5	2	2	1.000	0	0	---	0	0	---	0	1	1	1	1	0	0	0	0	4	2.0
Powe	2	0	6	1	5	.200	0	0	---	0	0	---	1	0	1	0	0	0	0	0	0	2	1.0
Haddadi	4	0	10	0	1	.000	0	0	---	0	0	---	0	1	1	0	3	0	0	1	0	0	0.0
GRIZZLIES	6	-	1465	225	474	.475	22	66	.333	113	156	.724	57	197	254	116	147	2	44	82	29	585	97.5
SPURS	6	-	1465	202	463	.436	32	109	.294	130	171	.760	61	189	250	107	129	2	44	86	35	566	94.3

PLAYER	----- SINGLE-GAME HIGHS -----							----- AVERAGE PER GAME -----							- CAREER HIGHS (C=SET, T=TIED THIS SERIES) -						
	MIN	REB	AST	ST	TO	BLK	PTS	MIN	REB	AST	STL	TO	BLK	PTS	FG	FGA	FT	FTA	REB	AST	PTS
Randolph	44	14	6	3	4	2	31	37.3	9.2	3.3	1.33	2.0	0.50	21.5	12C	22C	9	10T	15	6C	31C
Conley	44	7	10	3	5	1	20	38.3	4.5	6.2	0.83	2.2	0.17	14.3	9C	20C	6C	8C	7C	10C	20C
Gasol	44	17	3	2	4	2	24	40.3	12.3	2.2	0.50	2.2	1.50	14.2	9C	14C	8C	11C	17C	3C	24C
Young	32	6	1	2	2	1	18	22.2	2.7	0.2	0.50	0.8	0.33	9.8	7C	13C	3C	4C	6C	1C	18C
Allen	33	4	3	4	4	1	15	26.7	2.7	2.0	2.33	1.8	0.33	9.0	7T	13C	4	6T	5	3T	15T
Mayo	30	3	4	2	3	0	13	22.3	2.0	1.7	0.50	1.3	0.00	9.0	5C	13C	4C	6C	3C	4C	13C
Arthur	21	6	1	1	3	3	14	16.5	2.8	0.5	0.33	1.0	1.50	8.0	7C	10C	2C	2C	6C	1C	14C
Battier	34	7	2	2	1	1	10	27.0	4.2	1.3	0.67	0.5	0.33	6.5	7	12	6	6	9	7	23
Vasquez	23	3	3	1	2	1	11	10.2	1.5	1.8	0.33	0.8	0.17	4.2	4C	8C	3C	4C	3C	3C	11C
Smith	3	1	1	0	0	0	4	2.5	0.5	0.5	0.00	0.0	0.00	2.0	2C	2C	0C	0C	1C	1C	4C
Powe	3	1	0	0	0	0	2	3.0	0.5	0.0	0.00	0.0	0.00	1.0	6	8	9	13	8	1	21
Haddadi	9	1	0	0	1	0	0	2.5	0.3	0.0	0.00	0.3	0.00	0.0	0C	1C	0C	0C	1C	0C	0C
GRIZZLIES	265	50	24	12	17	7	104	244.2	42.3	19.3	7.33	13.7	4.83	97.5	45	94	24	33C	50C	26	115
OPPONENTS	265	48	23	9	19	10	110	244.2	41.7	17.8	7.33	14.3	5.83	94.3	43	93	36T	49	53	28	123

## SAN ANTONIO SPURS 2011 FIRST ROUND VS. MEMPHIS GRIZZLIES

PLAYER	G	GS	MIN	- FIELD GOALS -			- 3-POINT FG -			- FREE THROWS -			- REBOUNDS -			AST	PF	DQ	STL	TO	BLK	PTS	AVG
				FG	FGA	PCT	FG	FGA	PCT	FT	FTA	PCT	OFF	DEF	TOT								
Ginobili	5	5	174	31	70	.443	9	28	.321	32	41	.780	2	18	20	21	13	0	13	17	3	103	20.6
Parker	6	6	221	43	93	.462	1	8	.125	31	41	.756	1	15	16	31	10	0	8	20	2	118	19.7
Duncan	6	6	212	33	69	.478	0	0	---	10	16	.625	16	47	63	16	17	1	3	18	15	76	12.7
Hill	6	1	189	20	50	.400	4	15	.267	26	30	.867	5	25	30	14	15	1	9	8	2	70	11.7
Neal	6	0	111	17	46	.370	5	19	.263	7	7	1.000	2	16	18	5	11	0	1	2	1	46	7.7
Splitter	3	0	50	10	16	.625	0	0	---	0	3	.000	7	7	14	1	4	0	3	2	1	20	6.7
Jefferson	6	6	176	12	31	.387	6	17	.353	9	11	.818	2	23	25	5	13	0	3	6	3	39	6.5
Bonner	6	0	123	12	25	.480	6	18	.333	8	10	.800	7	12	19	2	18	0	1	1	1	38	6.3
McDyess	6	6	145	15	36	.417	0	0	---	4	7	.571	10	20	30	8	21	0	2	7	5	34	5.7
Blair	4	0	50	7	21	.333	0	0	---	3	5	.600	9	4	13	2	6	0	0	2	1	17	4.3
Green	4	0	7	2	6	.333	1	4	.250	0	0	---	0	1	1	2	1	0	1	1	1	5	1.3
Novak	1	0	6	0	0	---	0	0	---	0	0	---	0	1	1	0	0	0	0	0	0	0	0.0
SPURS	6	-	1465	202	463	.436	32	109	.294	130	171	.760	61	189	250	107	129	2	44	86	35	566	94.3
GRIZZLIES	6	-	1465	225	474	.475	22	66	.333	113	156	.724	57	197	254	116	147	2	44	82	29	585	97.5

PLAYER	----- SINGLE-GAME HIGHS -----							----- AVERAGE PER GAME -----							- CAREER HIGHS (C=SET, T=TIED THIS SERIES) -						
	MIN	REB	AST	ST	TO	BLK	PTS	MIN	REB	AST	STL	TO	BLK	PTS	FG	FGA	FT	FTA	REB	AST	PTS
Ginobili	42	7	6	4	6	2	33	34.8	4.0	4.2	2.60	3.4	0.60	20.6	11	24	15	17	11	11	39
Parker	44	5	9	3	7	1	24	36.8	2.7	5.2	1.33	3.3	0.33	19.7	18	29	13	16T	10	14	43
Duncan	40	13	6	1	5	5	16	35.3	10.5	2.7	0.50	3.0	2.50	12.7	16	30	19	23	25	11	41
Hill	41	7	4	4	2	1	16	31.5	5.0	2.3	1.50	1.3	0.33	11.7	11	16	11C	13C	7C	4C	29
Neal	25	5	2	1	1	1	11	18.5	3.0	0.8	0.17	0.3	0.17	7.7	4C	12C	4C	4C	5C	2C	11C
Splitter	22	9	1	2	1	1	10	16.7	4.7	0.3	1.00	0.7	0.33	6.7	5C	9C	0C	2C	9C	1C	10C
Jefferson	37	6	2	1	2	1	16	29.3	4.2	0.8	0.50	1.0	0.50	6.5	13	22	13	18	16	10	33
Bonner	24	5	1	1	1	1	12	20.5	3.2	0.3	0.17	0.2	0.17	6.3	5	9	6C	6C	7	1T	14
McDyess	32	10	2	1	2	3	10	24.2	5.0	1.3	0.33	1.2	0.83	5.7	11	23	6	7	19	3	26
Blair	22	6	2	0	1	1	9	12.5	3.3	0.5	0.00	0.5	0.25	4.3	3T	9C	4	5	8	2C	9C
Green	6	1	2	1	1	1	3	1.8	0.3	0.5	0.25	0.3	0.25	1.3	1C	4C	0C	0C	1C	2C	3C
Novak	6	1	0	0	0	0	0	6.0	1.0	0.0	0.00	0.0	0.00	0.0	3	3	0T	0T	2	0T	8
SPURS	265	48	23	9	19	10	110	244.2	41.7	17.8	7.33	14.3	5.83	94.3	67	124	39	54	75	51	152
OPPONENTS	265	50	24	12	17	7	104	244.2	42.3	19.3	7.33	13.7	4.83	97.5	58	111	49	51	63	40	141





## MEMPHIS GRIZZLIES 2011 WESTERN CONFERENCE SEMIFINALS VS. OKLAHOMA CITY THUNDER

PLAYER	G	GS	MIN	- FIELD GOALS -			- 3-POINT FG -			- FREE THROWS -			- REBOUNDS -			AST	PF	DQ	STL	TO	BLK	PTS	AVG
				FG	FGA	PCT	FG	FGA	PCT	FT	FTA	PCT	OFF	DEF	TOT								
Randolph	7	7	292	52	128	.406	1	3	.333	55	67	.821	32	54	86	11	24	0	6	15	7	160	22.9
Conley	7	7	277	39	102	.382	9	25	.360	24	27	.889	4	19	23	46	18	1	9	17	2	111	15.9
Gasol	7	7	276	40	81	.494	0	2	.000	30	41	.732	21	51	72	16	21	0	11	13	19	110	15.7
Mayo	7	2	229	34	85	.400	12	33	.364	13	15	.867	9	20	29	21	22	1	8	9	4	93	13.3
Allen	7	7	190	22	54	.407	1	4	.250	15	24	.625	10	12	22	8	25	0	11	13	3	60	8.6
Arthur	7	0	102	17	45	.378	1	1	1.000	9	12	.750	6	6	12	4	18	0	5	6	3	44	6.3
Young	7	5	123	19	49	.388	0	4	.000	1	2	.500	5	9	14	1	8	0	3	3	1	39	5.6
Battier	7	0	177	14	36	.389	2	12	.167	3	5	.600	12	15	27	7	14	0	3	3	4	33	4.7
Vasquez	7	0	80	11	25	.440	2	6	.333	7	7	1.000	2	8	10	14	6	0	3	4	1	31	4.4
Powe	2	0	8	1	3	.333	0	0	---	3	4	.750	1	2	3	0	0	0	0	0	0	5	2.5
Haddadi	5	0	21	3	9	.333	0	1	.000	5	6	.833	3	4	7	0	4	0	0	1	5	11	2.2
Smith	3	0	5	0	1	.000	0	0	---	0	0	---	0	1	1	1	0	0	1	1	0	0	0.0
GRIZZLIES	7	-	1780	252	618	.408	28	91	.308	165	210	.786	105	201	306	129	160	2	60	88	49	697	99.6
THUNDER	7	-	1780	255	567	.450	47	146	.322	168	206	.816	92	226	318	130	179	3	50	113	53	725	103.6

PLAYER	SINGLE-GAME HIGHS							AVERAGE PER GAME							- CAREER HIGHS (C=SET, T=TIED THIS SERIES) -						
	MIN	REB	AST	ST	TO	BL	PTS	MIN	REB	AST	STL	TO	BLK	PTS	FG	FGA	FT	FTA	REB	AST	PTS
Randolph	56	21	3	3	5	2	34	41.7	12.3	1.6	0.86	2.1	1.00	22.9	12T	25C	16C	17C	21C	6	34C
Conley	47	5	12	2	4	1	24	39.6	3.3	6.6	1.29	2.4	0.29	15.9	10C	20	11C	12C	7	12C	24C
Gasol	57	21	4	3	6	5	26	39.4	10.3	2.3	1.57	1.9	2.71	15.7	11C	20C	8T	12C	21C	4C	26C
Mayo	42	6	5	4	3	2	18	32.7	4.1	3.0	1.14	1.3	0.57	13.3	7C	18C	4T	6	6C	5C	18C
Allen	33	5	2	4	4	1	10	27.1	3.1	1.1	1.57	1.9	0.43	8.6	7	13T	6C	10C	5T	3	15
Arthur	20	4	2	2	3	1	9	14.6	1.7	0.6	0.71	0.9	0.43	6.3	7	10	3C	4C	6	2C	14
Young	26	4	1	1	2	1	12	17.6	2.0	0.1	0.43	0.4	0.14	5.6	7	13	3	4	6	1T	18
Battier	39	5	3	2	1	2	11	25.3	3.9	1.0	0.43	0.4	0.57	4.7	7	12	6	6	9	7	23
Vasquez	27	4	3	2	2	1	14	11.4	1.4	2.0	0.43	0.6	0.14	4.4	4T	12C	5C	5C	4C	3T	14C
Powe	6	2	0	0	0	0	3	4.0	1.5	0.0	0.00	0.0	0.00	2.5	6	8	9	13	8	1	21
Haddadi	7	2	0	0	1	2	5	4.2	1.4	0.0	0.00	0.2	1.00	2.2	2C	4C	5C	6C	2C	0T	5C
Smith	4	1	1	1	1	0	0	1.7	0.3	0.3	0.33	0.3	0.00	0.0	2	2	0T	0T	1T	1T	4
GRIZZLIES	315	55	24	11	19	9	123	254.3	43.7	18.4	8.57	12.6	7.00	99.6	45	111C	37C	44C	55C	26	123C
OPPONENTS	315	54	25	11	18	11	133	254.3	45.4	18.6	7.14	16.1	7.57	103.6	43T	95C	42C	50C	54C	28	133C

## OKLAHOMA CITY THUNDER 2011 WESTERN CONFERENCE SEMIFINALS VS. MEMPHIS GRIZZLIES

PLAYER	G	GS	MIN	- FIELD GOALS -			- 3-POINT FG -			- FREE THROWS -			- REBOUNDS -			AST	PF	DQ	STL	TO	BLK	PTS	AVG
				FG	FGA	PCT	FG	FGA	PCT	FT	FTA	PCT	OFF	DEF	TOT								
Durant	7	7	290	61	136	.449	14	42	.333	49	61	.803	7	57	64	10	19	0	5	16	7	185	26.4
Westbrook	7	7	262	59	142	.415	5	15	.333	45	50	.900	13	24	37	53	24	1	12	34	3	168	24.0
Harden	7	0	226	30	62	.484	10	34	.294	27	31	.871	5	28	33	29	17	0	9	13	7	97	13.9
Ibaka	7	7	186	28	56	.500	0	0	---	8	11	.727	17	20	37	1	30	0	1	6	19	64	9.1
Collison	7	0	177	18	32	.563	0	0	---	9	11	.818	16	27	43	4	26	0	8	4	6	45	6.4
Cook	7	0	96	12	32	.375	8	26	.308	4	4	1.000	1	12	13	1	7	0	1	4	0	36	5.1
Maynor	7	0	94	10	30	.333	5	11	.455	8	10	.800	4	6	10	20	7	0	6	8	0	33	4.7
Perkins	7	7	214	11	25	.440	0	0	---	7	13	.538	19	26	45	5	27	2	12	5	29	4.1	
Robinson	2	0	6	2	4	.500	2	4	.500	2	2	1.000	0	0	0	1	1	0	0	0	0	8	4.0
Sefolosha	7	7	136	11	25	.440	1	12	.083	5	5	1.000	4	12	16	5	7	0	3	10	2	28	4.0
Mohammed	7	0	86	11	21	.524	0	0	---	4	8	.500	6	13	19	0	14	0	3	3	4	26	3.7
Ivey	2	0	6	2	2	1.000	2	2	1.000	0	0	---	0	1	1	1	0	0	0	0	0	6	3.0
THUNDER	7	-	1780	255	567	.450	47	146	.322	168	206	.816	92	226	318	130	179	3	50	113	53	725	103.6
GRIZZLIES	7	-	1780	252	618	.408	28	91	.308	165	210	.786	105	201	306	129	160	2	60	88	49	697	99.6

PLAYER	SINGLE-GAME HIGHS							AVERAGE PER GAME							- CAREER HIGHS (C=SET, T=TIED THIS SERIES) -						
	MIN	REB	AST	ST	TO	BL	PTS	MIN	REB	AST	STL	TO	BLK	PTS	FG	FGA	FT	FTA	REB	AST	PTS
Durant	57	13	3	4	5	3	39	41.4	9.1	1.4	0.71	2.3	1.00	26.4	14	27	18	19	19	6	41
Westbrook	51	10	14	3	7	2	40	37.4	5.3	7.6	1.71	4.9	0.43	24.0	15C	33C	14	18	10C	14C	40C
Harden	49	7	7	4	3	3	21	32.3	4.7	4.1	1.29	1.9	1.00	13.9	7	11T	11C	11C	9	7C	23
Ibaka	43	11	1	1	3	6	16	26.6	5.3	0.1	0.14	0.9	0.271	9.1	8	15	10	10	16	2	22
Collison	35	12	1	2	2	3	9	25.3	6.1	0.6	1.14	0.6	0.86	6.4	6	9	3T	7	12T	3	15
Cook	24	5	1	1	2	0	18	13.7	1.9	0.1	0.14	0.6	0.00	5.1	7	12	2T	2T	5T	2	20
Maynor	23	2	9	3	2	0	15	13.4	1.4	2.9	0.86	1.1	0.00	4.7	6C	9	6	7	3	9C	15C
Perkins	35	13	2	1	3	2	6	30.6	6.4	0.7	0.29	1.7	0.71	4.1	8	13	6	9	19	4	18
Robinson	4	0	1	0	0	0	5	3.0	0.0	0.5	0.00	0.00	0.00	4.0	4	10	3	4	4	4	13
Sefolosha	28	6	2	2	3	1	6	19.4	2.3	0.7	0.43	1.4	0.29	4.0	6	10	5	8	8	3	12
Mohammed	22	6	0	2	1	2	10	12.3	2.7	0.0	0.43	0.4	0.57	3.7	8	11	8	10	15	1	19
Ivey	4	1	1	0	0	0	3	3.0	0.5	0.5	0.00	0.00	0.00	3.0	2	3	2	2	2	1T	5
THUNDER	315	54	25	11	18	11	133	254.3	45.4	18.6	7.14	16.1	7.57	103.6	52	107	47	62	71	38	133C
OPPONENTS	315	55	24	11	19	9	123	254.3	43.7	18.4	8.57	12.6	7.00	99.6	59	114	57	64	69	36	151

INTRO

PLAYERS

EXECUTIVE

BASKETBALL OPS

BUSINESS OPS

MEDIA

COMMUNITY

HISTORY

PLAYOFFS

REVIEW

OPPONENTS

NBA

FEDERATION

AT A GLANCE





MEMPHIS GRIZZLIES 2006 FIRST ROUND VS. DALLAS MAVERICKS

PLAYER	G	GS	MIN	- FIELD GOALS -			- 3-POINT FG -			- FREE THROWS -			- REBOUNDS -			AST	PF	DQ	STL	TO	BLK	PTS	AVG
				FG	FGA	PCT	FG	FGA	PCT	FT	FTA	PCT	OFF	DEF	TOT								
Gasol	4	4	158	29	67	.433	0	1	.000	23	30	.767	4	23	27	12	11	0	2	11	5	81	20.3
E. Jones	4	3	119	14	29	.483	3	7	.429	10	15	.667	3	8	11	10	10	0	3	1	1	41	10.3
Atkins	4	4	103	15	37	.405	4	11	.364	5	8	.625	0	3	3	12	15	1	2	4	0	39	9.8
Miller	4	1	107	12	30	.400	1	8	.125	9	9	1.000	1	14	15	7	11	0	2	8	2	34	8.5
Jackson	4	0	100	12	29	.414	4	11	.364	5	7	.714	0	8	8	5	7	0	1	14	0	33	8.3
Wright	4	0	86	11	18	.611	0	0	---	7	10	.700	11	9	20	3	9	0	0	5	4	29	7.3
Warrick	3	1	43	4	16	.250	0	1	.000	12	14	.857	1	6	7	0	7	0	1	4	0	20	6.7
Battier	4	4	129	10	20	.500	2	7	.286	2	6	.333	7	16	23	2	16	0	4	8	2	24	6.0
D. Jones	4	0	46	5	7	.714	0	0	---	7	10	.700	1	6	7	0	7	0	1	2	0	17	4.3
Tsakalidis	4	3	59	6	10	.600	0	0	---	1	2	.500	4	7	11	2	13	0	1	7	1	13	3.3
Burks	2	0	13	1	1	1.000	0	0	---	1	2	.500	0	1	1	2	2	0	1	0	0	3	1.5
Cardinal	3	0	22	1	2	.500	1	2	.500	0	0	---	1	3	4	1	2	0	1	0	0	3	1.0
GRIZZLIES	4	-	985	120	266	.451	15	48	.313	82	113	.726	33	104	137	56	110	1	19	64	15	337	84.3
MAVERICKS	4	-	985	139	307	.453	21	59	.356	94	110	.855	55	117	172	73	112	0	27	51	18	393	98.3

PLAYER	----- SINGLE-GAME HIGHS -----							----- AVERAGE PER GAME -----							- CAREER HIGHS (C=SET, T=TIED THIS SERIES) -						
	MIN	REB	AST	ST	TO	BL	PTS	MIN	REB	AST	STL	TO	BLK	PTS	FG	FGA	FT	FTA	REB	AST	PTS
Gasol	41	7	5	1	4	2	25	39.5	6.8	3.0	0.50	2.8	1.25	20.3	13	26	8T	11C	16	5T	28
E. Jones	48	6	5	2	1	1	16	29.8	2.8	2.5	0.75	0.3	0.25	10.3	12	21	10	14	11	8	32
Atkins	36	2	4	1	2	0	20	25.8	0.8	3.0	0.50	1.0	0.00	9.8	8T	17	9	9	7	8	23
Miller	38	5	2	1	3	2	10	26.8	3.8	1.8	0.50	2.0	0.50	8.5	9	18	5C	5C	6	5	22
Jackson	33	4	4	1	5	0	12	25.0	2.0	1.3	0.25	3.5	0.00	8.3	10	20	5	8	11	6	26
Wright	40	10	2	0	2	3	10	21.5	5.0	0.8	0.00	1.3	1.00	7.3	7	13	5	5	10C	3	17
Warrick	18	4	0	1	2	0	11	14.3	2.3	0.0	0.33	1.3	0.00	6.7	2C	7C	7C	8C	4C	0C	11C
Battier	43	7	1	3	4	2	10	32.3	5.8	0.5	1.00	2.0	0.50	6.0	4T	9	2	4	9	3	10T
D. Jones	20	3	0	1	1	0	8	11.5	1.8	0.0	0.25	0.5	0.00	4.3	5	10	3C	6C	5	1	14
Tsakalidis	27	8	2	1	2	1	11	14.8	2.8	0.5	0.25	1.8	0.25	3.3	5C	8C	2	2T	12	2C	11C
Burks	8	1	1	1	0	0	3	6.5	0.5	1.0	0.50	0.0	0.00	1.5	1C	1C	1C	2C	1C	1T	3C
Cardinal	10	3	1	1	0	0	3	7.3	1.3	0.3	0.33	0.0	0.00	1.0	4	12	5	7	6	1T	13
GRIZZLIES	265	42	16	8	20	5	93	246.3	34.3	14.0	4.75	16.0	3.75	84.3	45	94	24	30C	46	26	115
OPPONENTS	265	50	21	12	14	6	103	246.3	43.0	18.3	6.75	12.8	4.50	98.3	43	93	36	49	53	28	123

DALLAS MAVERICKS 2006 FIRST ROUND VS. MEMPHIS GRIZZLIES

PLAYER	G	GS	MIN	- FIELD GOALS -			- 3-POINT FG -			- FREE THROWS -			- REBOUNDS -			AST	PF	DQ	STL	TO	BLK	PTS	AVG
				FG	FGA	PCT	FG	FGA	PCT	FT	FTA	PCT	OFF	DEF	TOT								
Nowitzki	4	4	165	42	83	.506	8	19	.421	33	38	.868	6	25	31	12	12	0	3	5	2	125	31.3
Terry	4	4	147	26	62	.419	4	17	.235	14	16	.875	3	12	15	22	12	0	3	7	0	70	17.5
Howard	4	4	126	23	47	.489	6	12	.500	13	15	.867	4	18	22	7	16	0	4	7	1	65	16.3
Stackhouse	4	0	118	15	42	.357	2	9	.222	15	17	.882	4	6	10	8	11	0	2	8	0	47	11.8
Dampier	4	0	111	8	23	.348	0	0	---	10	12	.833	19	16	35	2	14	0	3	2	9	26	6.5
Griffin	4	4	100	10	18	.556	0	0	---	1	1	1.000	11	9	20	10	9	0	6	3	0	21	5.3
Daniels	3	0	57	6	12	.500	1	1	1.000	0	0	---	1	7	8	7	7	0	2	3	0	13	4.3
Harris	4	0	52	7	13	.538	0	0	---	3	5	.600	1	3	4	5	8	0	2	5	0	17	4.3
Mbenga	2	0	11	1	2	.500	0	0	---	2	2	1.000	1	4	5	0	3	0	0	2	1	4	2.0
Armstrong	2	0	6	0	2	.000	0	1	.000	2	2	1.000	0	2	2	0	1	0	0	1	0	2	1.0
Diop	4	4	77	1	2	.500	0	0	---	1	2	.500	5	15	20	0	16	0	2	4	5	3	0.8
Powell	2	0	14	0	1	.000	0	0	---	0	0	---	0	0	0	0	3	0	0	1	0	0	0.0
MAVERICKS	4	-	985	139	307	.453	21	59	.356	94	110	.855	55	117	172	73	112	0	27	51	18	393	98.3
GRIZZLIES	4	-	985	120	266	.451	15	48	.313	82	113	.726	33	104	137	56	110	1	19	64	15	337	84.3

PLAYER	----- SINGLE-GAME HIGHS -----							----- AVERAGE PER GAME -----							- CAREER HIGHS (C=SET, T=TIED THIS SERIES) -						
	MIN	REB	AST	ST	TO	BL	PTS	MIN	REB	AST	STL	TO	BLK	PTS	FG	FGA	FT	FTA	REB	AST	PTS
Nowitzki	48	11	5	2	2	1	36	41.3	7.8	3.0	0.75	1.3	0.50	31.3	16	28	21	24	21	9	46
Terry	46	6	9	1	3	0	22	36.8	3.8	5.5	0.75	1.8	0.00	17.5	13	25	12	12	9	9C	36
Howard	38	9	2	3	3	1	24	31.5	5.5	1.8	1.00	1.8	0.25	16.3	13	21	11	11	14	4	29
Stackhouse	34	5	5	1	3	0	19	29.5	2.5	2.0	0.50	2.0	0.00	11.8	11	22	11	13	11	8	31
Dampier	33	12	1	2	1	3	12	27.8	8.8	0.5	0.75	0.5	0.25	6.5	7	8T	4C	6C	14	2	15
Griffin	31	9	4	4	1	0	6	25.0	5.0	2.5	1.50	0.8	0.00	5.3	7	12	2	2	9C	4C	15
Daniels	26	4	3	2	2	0	13	19.0	2.7	2.3	0.67	1.0	0.00	4.3	10	20	6	7	11	5	22
Harris	19	1	3	2	3	0	7	13.0	1.0	1.3	0.50	1.3	0.00	4.3	7	14	10	11	6	6	24
Mbenga	7	3	0	0	1	1	2	5.5	2.5	0.0	0.00	1.0	0.50	2.0	1C	1T	2C	3C	0T	0T	2C
Armstrong	5	2	0	0	1	0	2	3.0	1.0	0.0	0.00	0.5	0.00	1.0	6	14	9	10	10	8	21
Diop	24	8	0	2	2	2	3	19.3	5.0	0.0	0.50	1.0	1.25	0.8	3	3	2	2T	8C	0T	8
Powell	10	0	0	0	1	0	0	7.0	0.0	0.0	0.00	0.5	0.00	0.0	0T	1T	0T	0T	0T	0T	0T
MAVERICKS	265	50	21	12	14	6	103	246.3	43.0	18.3	6.75	12.8	4.50	98.3	59	112	49	55	58	36	151
OPPONENTS	265	42	16	8	20	5	93	246.3	34.3	14.0	4.75	16.0	3.75	84.3	57	108	40	48	68	38	137





## MEMPHIS GRIZZLIES 2005 FIRST ROUND VS. PHOENIX SUNS

PLAYER	G	GS	MIN	- FIELD GOALS -			- 3-POINT FG -			- FREE THROWS -			- REBOUNDS -			AST	PF	DQ	STL	TO	BLK	PTS	AVG
				FG	FGA	PCT	FG	FGA	PCT	FT	FTA	PCT	OFF	DEF	TOT								
Gasol	4	4	133	39	80	.488	1	1	1.000	6	12	.500	15	15	30	10	12	0	2	7	7	85	21.3
Williams	4	4	114	28	53	.528	10	21	.476	2	2	1.000	1	8	9	21	7	0	6	8	0	68	17.0
Miller	4	4	110	18	37	.486	8	17	.471	4	4	1.000	0	10	10	11	7	0	0	5	3	48	12.0
Posey	4	0	100	11	25	.440	7	15	.467	10	13	.769	1	12	13	4	14	0	2	5	1	39	9.8
Swift	3	0	48	12	20	.600	0	0	---	4	7	.571	7	7	14	1	3	0	1	2	0	28	9.3
Wright	4	4	85	16	28	.571	0	0	---	1	2	.500	6	14	20	9	10	0	1	2	1	33	8.3
Jones	3	0	71	8	21	.381	3	5	.600	3	4	.750	2	7	9	1	8	0	1	2	0	22	7.3
Battier	4	4	119	13	31	.419	1	7	.143	2	5	.400	10	17	27	6	14	0	2	4	4	29	7.3
Wells	2	0	25	4	9	.444	0	0	---	6	6	1.000	0	4	4	3	1	0	2	1	1	14	7.0
Cardinal	4	0	78	9	23	.391	0	4	.000	8	11	.727	2	10	12	2	11	0	3	1	0	26	6.5
Watson	4	0	74	8	24	.333	1	9	.111	2	2	1.000	3	7	10	15	11	0	3	2	1	19	4.8
Burks	1	0	3	0	0	---	0	0	---	0	0	---	0	0	0	1	0	0	0	0	0	0	0.0
GRIZZLIES	4	-	960	166	351	.473	31	79	.392	48	68	.706	47	111	158	84	98	0	23	43	18	411	102.8
SUNS	4	-	960	159	316	.503	42	92	.457	95	128	.742	42	130	172	95	70	0	19	44	31	455	113.8

PLAYER	-- SINGLE-GAME HIGHS --							-- AVERAGE PER GAME --							- CAREER HIGHS (G=SET, T=TIED THIS SERIES) -						
	MIN	REB	AST	ST	TO	BL	PTS	MIN	REB	AST	STL	TO	BLK	PTS	FG	FGA	FT	FTA	REB	AST	PTS
Gasol	39	16	5	1	2	4	28	33.3	7.5	2.5	0.50	1.8	1.75	21.3	13C	26C	8	8	16C	5C	28C
Williams	31	4	8	2	3	0	21	28.5	2.3	5.3	1.50	2.0	0.00	17.0	9C	16	5	5	8	8T	21C
Miller	33	3	5	0	2	2	19	27.5	2.5	2.8	0.00	1.3	0.75	12.0	9	18	4	4	6	5T	22
Posey	28	5	2	2	3	1	12	25.0	3.3	1.0	0.50	1.3	0.25	9.8	6	13	8	8	11	2T	20
Swift	22	8	1	1	1	0	13	16.0	4.7	0.3	0.33	0.7	0.00	9.3	6C	9T	4	4T	8C	1T	13C
Wright	30	8	3	1	1	1	14	21.3	5.0	2.3	0.25	0.5	0.25	8.3	7C	13	5	5	9	3C	17
Jones	34	5	1	1	2	0	14	23.7	3.0	0.3	0.33	0.7	0.00	7.3	5C	10C	2C	2C	5C	1C	14C
Battier	36	9	3	2	2	2	10	29.8	6.8	1.5	0.50	1.0	1.00	7.3	4C	9C	2T	4C	9C	3C	10C
Wells	16	2	3	2	1	1	8	12.5	2.0	1.5	1.00	0.5	0.50	7.0	16	24	9	12	10	7	45C
Cardinal	33	6	1	3	1	0	13	19.5	3.0	0.5	0.75	0.3	0.00	6.5	4C	12C	5C	7C	6C	1C	13C
Watson	20	4	5	1	1	1	11	18.5	2.5	3.8	0.75	0.5	0.25	4.8	5	9	3	3	4T	5C	13
Burks	3	0	1	0	0	0	0	3.0	0.0	1.0	0.00	0.0	0.00	0.0	0C	0C	0C	0C	0C	1C	0C
GRIZZLIES	240	46	26	9	13	8	115	240.0	39.5	21.0	5.75	10.8	4.50	102.8	45C	94C	24	28	46C	26C	115C
OPPONENTS	240	49	28	6	20	10	123	240.0	43.0	23.8	4.75	11.0	7.75	113.8	43C	93C	36C	49C	53	28C	123C

## PHOENIX SUNS 2005 FIRST ROUND VS. MEMPHIS GRIZZLIES

PLAYER	G	GS	MIN	- FIELD GOALS -			- 3-POINT FG -			- FREE THROWS -			- REBOUNDS -			AST	PF	DQ	STL	TO	BLK	PTS	AVG
				FG	FGA	PCT	FG	FGA	PCT	FT	FTA	PCT	OFF	DEF	TOT								
Stoudemire	4	4	148	27	54	.500	0	0	---	37	50	.740	7	29	36	7	17	0	4	9	10	91	22.8
Marion	4	4	164	36	65	.554	5	13	.385	8	13	.615	12	38	50	10	12	0	5	8	9	85	21.3
Johnson	4	4	171	29	54	.537	9	17	.529	14	19	.737	5	17	22	14	7	0	2	3	2	81	20.3
Nash	4	4	149	20	46	.435	6	14	.429	14	16	.875	2	12	14	45	7	0	2	16	0	60	15.0
Richardson	4	4	145	19	45	.422	10	24	.417	12	17	.706	6	13	19	7	10	0	6	3	2	60	15.0
Jackson	4	0	85	15	31	.484	10	20	.500	4	5	.800	3	8	11	7	7	0	0	1	1	44	11.0
Hunter	4	0	69	11	17	.647	0	0	---	6	8	.750	5	10	15	2	8	0	0	2	7	28	7.0
McCarty	1	0	3	1	1	1.000	1	1	1.000	0	0	---	0	0	0	0	1	0	0	0	0	3	3.0
Barbosa	4	0	26	1	3	.333	1	3	.333	0	0	---	2	3	5	3	1	0	0	1	0	3	0.8
SUNS	4	-	960	159	316	.503	42	92	.457	95	128	.742	42	130	172	95	70	0	19	44	31	455	113.8
OPPONENTS	4	-	960	166	351	.473	31	79	.392	48	68	.706	47	111	158	84	98	0	23	43	18	411	102.8

PLAYER	-- SINGLE-GAME HIGHS --							-- AVERAGE PER GAME --							- CAREER HIGHS (G=SET, T=TIED THIS SERIES) -						
	MIN	REB	AST	ST	TO	BL	PTS	MIN	REB	AST	STL	TO	BLK	PTS	FG	FGA	FT	FTA	REB	AST	PTS
Stoudemire	41	10	3	1	4	5	34	37.0	9.0	1.8	1.00	2.3	2.50	22.8	11.7	2.3	5.5	1.30	2.9	3.24	29.5
Marion	43	13	4	3	4	4	26	41.0	12.5	2.5	1.25	2.0	2.25	21.3	14.6	2.9	3.5	1.46	2.3	2.63	24.9
Johnson	45	8	6	1	3	1	25	42.8	5.5	3.5	0.50	0.8	0.50	20.3	6.2	3.9	2.0	0.56	0.8	0.56	22.7
Nash	41	5	15	1	7	0	24	37.3	3.5	11.3	0.50	4.0	0.00	15.0	4.5	14.5	2.3	0.64	5.2	0.00	19.3
Richardson	39	5	3	2	2	1	22	36.3	4.8	1.8	1.50	0.8	0.50	15.0	6.3	2.3	3.3	1.99	1.0	0.66	19.9
Jackson	27	4	3	0	1	1	19	21.3	2.8	1.8	0.00	0.3	0.25	11.0	6.2	4.0	4.0	0.00	0.6	0.56	24.8
Hunter	20	6	1	0	1	2	16	17.3	3.8	0.5	0.00	0.5	1.75	7.0	10.4	1.4	5.6	0.00	1.4	4.87	19.5
McCarty	3	0	0	0	0	0	3	3.0	0.0	0.0	0.00	0.0	0.00	3.0	0.0	0.0	16.0	0.00	0.00	0.00	48.0
Barbosa	12	2	1	0	1	0	3	6.5	1.3	0.8	0.00	0.3	0.00	0.8	9.2	5.5	1.8	0.00	1.8	0.00	5.5
SUNS	240	49	28	6	20	10	123	240.0	43.0	23.8	4.75	11.0	7.75	113.8	43.0	23.8	17.5	4.75	11.0	7.75	113.8
OPPONENTS	240	46	26	9	13	8	115	240.0	39.5	21.0	5.75	10.8	4.50	102.8	39.5	21.0	24.5	5.75	10.8	4.50	102.8

INTRO

PLAYERS

EXECUTIVE

BASKETBALL OPS

BUSINESS OPS

MEDIA

COMMUNITY

HISTORY

PLAYOFFS

REVIEW

OPPONENTS

NBA

FEDERATION

AT A GLANCE





# PLAYOFFS

## MEMPHIS GRIZZLIES 2004 FIRST ROUND VS. SAN ANTONIO SPURS

PLAYER	G	GS	MIN	- FIELD GOALS -			- 3-POINT FG -			- FREE THROWS -			- REBOUNDS -			AST	PF	DQ	STL	TO	BLK	PTS	AVG
				FG	FGA	PCT	FG	FGA	PCT	FT	FTA	PCT	OFF	DEF	TOT								
Gasol	4	4	134	28	49	.571	0	0	---	18	20	.900	4	16	20	10	10	0	4	5	6	74	18.5
Posey	4	4	130	15	37	.405	1	6	.167	19	21	.905	8	14	22	4	13	0	9	6	2	50	12.5
Wells	4	0	94	19	37	.514	0	1	.000	9	14	.643	2	10	12	4	8	0	4	9	1	47	11.8
Williams	4	4	130	15	46	.326	6	21	.286	7	7	1.000	1	8	9	18	10	0	2	7	0	43	10.8
Miller	4	4	98	12	34	.353	5	13	.385	1	3	.333	0	12	12	3	4	0	5	5	0	30	7.5
Swift	4	0	74	9	26	.346	0	0	---	6	8	.750	6	13	19	3	6	0	3	3	6	24	6.0
Wright	4	4	100	10	23	.435	0	0	---	2	6	.333	5	12	17	2	15	0	4	5	2	22	5.5
Battier	4	0	69	6	15	.400	3	7	.429	4	6	.667	6	6	12	1	17	0	0	4	1	19	4.8
Watson	4	0	62	8	15	.533	0	3	.000	3	3	1.000	4	5	9	7	8	0	5	6	0	19	4.8
Tsakalidis	1	0	3	0	0	---	0	0	---	2	2	1.000	0	0	0	0	0	0	0	3	0	2	2.0
Humphrey	3	0	5	1	1	1.000	0	0	---	0	0	---	1	1	2	0	0	0	0	0	0	2	0.7
Outlaw	4	0	61	0	7	.000	0	0	---	2	4	.500	1	3	4	6	9	0	2	3	2	2	0.5
GRIZZLIES	4		960	123	290	.424	15	51	.294	73	94	.777	38	100	138	58	100	0	38	57	20	334	83.5
SPURS	4		960	146	288	.507	31	65	.477	67	101	.663	46	122	168	87	81	0	30	65	25	390	97.5

PLAYER	----- SINGLE-GAME HIGHS -----							----- AVERAGE PER GAME -----							- CAREER HIGHS (G=SET, T=TIED THIS SERIES) -						
	MIN	REB	AST	ST	TO	BL	PTS	MIN	REB	AST	STL	TO	BLK	PTS	FG	FGA	FT	FTA	REB	AST	PTS
Gasol	37	11	3	2	3	2	22	33.5	5.0	2.5	1.00	1.3	1.50	18.5	10C	15C	8C	8C	11C	3C	22C
Posey	38	11	2	3	3	1	20	32.5	5.5	1.0	2.25	1.5	0.50	12.5	6C	13C	8C	8C	11C	2C	20C
Wells	26	5	2	2	4	1	16	23.5	3.0	1.0	1.00	2.3	0.25	11.8	16	24	9	12	10	7	45
Williams	35	4	8	1	4	0	16	32.5	2.3	4.5	0.50	1.8	0.00	10.8	8	16	5C	5C	8	8C	20
Miller	27	5	1	2	2	0	12	24.5	3.0	0.8	1.25	1.3	0.00	7.5	9	18	4	4	6	5	22
Swift	22	7	1	2	3	3	9	18.5	4.8	0.8	0.75	0.8	1.50	6.0	4C	9C	4C	4C	7C	1C	9C
Wright	28	6	1	2	2	2	8	25.0	4.3	0.5	1.00	1.3	0.50	5.5	6	13	5	5	9	1T	17
Battier	21	4	1	0	2	1	6	17.3	3.0	0.3	0.00	1.0	0.25	4.8	2C	5C	2C	2C	4C	1C	6C
Watson	21	4	3	2	2	0	13	15.5	2.3	1.8	1.25	1.5	0.00	4.8	5C	9C	3C	3C	4C	3C	13C
Tsakalidis	3	0	0	0	3	0	2	3.0	0.0	0.0	0.00	3.0	0.00	2.0	3	6	2C	2C	12	0T	6
Humphrey	3	2	0	0	0	0	2	1.7	0.7	0.0	0.00	0.0	0.00	0.7	1C	1C	0C	0C	2C	0C	2C
Outlaw	22	2	4	2	2	1	1	15.3	1.0	1.5	0.50	0.8	0.50	0.5	8	10	3	6	14	4C	17
GRIZZLIES	240	38	19	12	20	8	97	240.0	34.5	14.5	9.50	14.3	5.00	83.5	38C	78C	24C	28C	38C	19C	97C
OPPONENTS	240	53	26	9	18	8	110	240.0	42.0	21.8	7.50	16.3	6.25	97.5	41C	77C	25C	34C	53C	26C	110C


## SAN ANTONIO SPURS 2004 FIRST ROUND VS. MEMPHIS GRIZZLIES

PLAYER	G	GS	MIN	- FIELD GOALS -			- 3-POINT FG -			- FREE THROWS -			- REBOUNDS -			AST	PF	DQ	STL	TO	BLK	PTS	AVG
				FG	FGA	PCT	FG	FGA	PCT	FT	FTA	PCT	OFF	DEF	TOT								
Duncan	4	4	154	40	68	.588	0	0	---	17	30	.567	10	30	40	12	13	0	2	14	10	97	24.3
Parker	4	4	148	29	55	.527	11	16	.688	15	22	.682	0	8	8	34	4	0	3	13	0	84	21.0
Horry	4	0	100	16	26	.615	6	10	.600	6	6	1.000	14	19	33	5	14	0	3	4	2	44	11.0
Ginobili	4	0	107	11	30	.367	2	12	.167	18	21	.857	4	12	16	9	9	0	6	10	1	42	10.5
Turkoglu	4	4	133	13	31	.419	6	14	.429	8	12	.667	2	21	23	8	9	0	5	9	1	40	10.0
Bowen	4	4	129	13	28	.464	4	10	.400	2	8	.250	3	12	15	7	11	0	1	4	2	32	8.0
Nesterovic	4	4	93	11	21	.524	0	0	---	0	0	---	9	15	24	6	13	0	1	2	7	22	5.5
Hart	4	0	41	8	14	.571	0	0	---	0	0	---	0	2	2	1	4	0	4	1	0	16	4.0
Ward	3	0	7	2	2	1.000	2	2	1.000	0	0	---	0	0	0	1	0	0	1	1	0	6	2.0
Rose	4	0	31	2	7	.286	0	0	---	0	0	---	4	1	5	3	4	0	3	7	2	4	1.0
Willis	3	0	6	1	2	.500	0	0	---	0	0	---	0	1	1	0	0	0	1	0	0	2	0.7
Brown	3	0	11	0	4	.000	0	1	.000	1	2	.500	0	1	1	1	0	0	0	0	0	1	0.3
SPURS	4	-	960	146	288	.507	31	65	.477	67	101	.663	46	122	168	87	81	0	30	65	25	390	97.5
OPPONENTS	4	-	960	123	290	.424	15	51	.294	73	94	.777	38	100	138	58	100	0	38	57	20	334	83.5

PLAYER	----- SINGLE-GAME HIGHS -----							----- AVERAGE PER GAME -----							- CAREER HIGHS (G=SET, T=TIED THIS SERIES) -						
	MIN	REB	AST	ST	TO	BL	PTS	MIN	REB	AST	STL	TO	BLK	PTS	FG	FGA	FT	FTA	REB	AST	PTS
Duncan	41	13	3	1	6	5	26	38.5	10.0	3.0	0.50	3.5	2.50	24.3	12.5	3.7	4.1	0.62	4.4	3.12	30.2
Parker	40	3	13	2	4	0	29	37.0	2.0	8.5	0.75	3.3	0.00	21.0	2.6	11.0	1.3	0.97	4.2	0.00	27.2
Horry	29	12	2	3	2	1	14	25.0	8.3	1.3	0.75	1.0	0.50	11.0	15.8	2.4	6.7	1.44	1.9	0.96	21.0
Ginobili	29	7	4	2	3	1	15	26.8	4.0	2.3	1.50	2.5	0.25	10.5	7.2	4.0	4.0	2.69	4.5	0.45	18.8
Turkoglu	34	7	3	3	5	1	18	33.3	5.8	2.0	1.25	2.3	0.25	10.0	8.3	2.9	3.2	1.80	3.2	0.36	14.4
Bowen	34	5	3	1	3	1	10	23.3	3.8	1.8	0.25	1.0	0.50	8.0	5.6	2.6	4.1	0.37	1.5	0.74	11.9
Nesterovic	27	7	3	1	2	3	8	32.3	6.0	1.5	0.25	0.5	1.75	5.5	12.4	3.1	6.7	0.52	1.0	3.61	11.4
Hart	17	2	1	2	1	0	6	10.3	0.5	0.3	1.00	0.3	0.00	4.0	2.3	1.2	4.7	4.68	1.2	0.00	18.7
Ward	4	0	1	1	1	0	6	2.3	0.0	0.3	0.33	0.3	0.00	2.0	0.0	6.9	0.00	6.86	6.9	0.00	41.1
Rose	15	5	3	2	3	2	4	7.8	1.3	0.8	0.75	1.8	0.50	1.0	7.7	4.6	6.2	4.65	10.8	3.10	6.2
Willis	3	1	0	1	0	0	2	2.0	0.3	0.0	0.33	0.0	0.00	0.7	8.0	0.0	0.00	8.00	0.00	0.00	16.0
Brown	5	1	1	0	0	0	1	3.7	0.3	0.3	0.00	0.0	0.00	0.3	4.4	4.4	0.00	0.00	0.00	0.00	4.4
SPURS	240	53	26	9	18	8	110	240.0	42.0	21.8	7.50	16.3	6.25	97.5	42.0	21.8	20.3	7.50	16.3	6.25	97.5
OPPONENTS	240	38	19	12	20	8	97	240.0	34.5	14.5	9.50	14.3	5.00	83.5	34.5	14.5	25.0	9.50	14.3	5.00	83.5



# SEASON REVIEW








# SEASON REVIEW

## 2019-20 MEMPHIS GRIZZLIES (34-39)



**Top Row (L-R):** Grayson Allen, Kyle Anderson, Dillon Brooks, Brandon Clarke, Gorgui Dieng, Marko Guduric, Jaren Jackson Jr., Josh Jackson, Tyus Jones

**Middle Row (L-R):** John Konchar, De'Anthony Melton, Ja Morant, Jontay Porter, Anthony, Tolliver, Jonas Valanciunas, Yuta Watanabe, Justise Winslow, Taylor Jenkins

**Bottom Row (L-R):** Niele Ivey, Brad Jones, David McClure, James "Scoonie" Penn, Vitaly Potapenko, Neven Spahija, Blake Ahearn

	--Field Goals--						--3-Point FG--			--Free Throws--			--Rebounds--										
Player	G	GS	Min	FG	FGA	Pct	FG	FGA	Pct	FT	FTA	Pct	Off	Def	Tot	Ast	PF	Dq	Stl	TO	Blk	Pts	Avg
Morant	67	67	2074	447	937	.477	60	179	.335	239	308	.776	51	208	259	488	110	0	58	220	18	1193	17.8
Ja. Jackson	57	57	1622	353	753	.469	145	368	.394	139	186	.747	55	207	262	78	232	8	40	99	92	990	17.4
Brooks	73	73	2112	435	1068	.407	147	411	.358	164	203	.808	68	175	243	150	278	10	63	124	27	1181	16.2
Valanciunas	70	70	1845	432	739	.585	32	91	.352	148	200	.740	213	575	788	131	185	3	30	127	77	1044	14.9
Clarke	58	4	1300	296	479	.618	23	64	.359	85	112	.759	92	253	345	81	100	0	32	55	48	700	12.1
Crowder	45	45	1322	147	399	.368	78	266	.293	75	95	.789	40	237	277	125	85	0	47	54	14	447	9.9
Jo. Jackson	22	0	381	70	159	.440	23	72	.319	35	50	.700	11	55	66	35	40	0	18	28	9	198	9.0
Allen	38	0	718	117	251	.466	57	141	.404	39	45	.867	8	77	85	52	53	0	10	33	2	330	8.7
Melton	60	8	1167	161	401	.401	40	140	.286	93	121	.769	43	177	220	175	109	1	77	84	20	455	7.6
Jones	65	6	1232	197	429	.459	47	124	.379	43	58	.741	9	94	103	285	44	0	59	55	6	484	7.4
Dieng	17	0	318	42	87	.483	8	32	.250	31	42	.738	18	80	98	15	35	0	14	16	17	123	7.2
Hannahs	2	0	13	4	9	.444	2	3	.667	2	2	1.000	0	1	1	0	1	0	0	0	0	12	6.0
Anderson	67	28	1330	157	331	.474	24	85	.282	52	78	.667	58	227	285	162	111	0	54	66	37	390	5.8
Hill	48	3	901	96	233	.412	56	147	.381	26	38	.684	24	120	144	94	73	0	31	40	7	274	5.7
Bell	2	0	21	3	7	.429	2	3	.667	2	2	1.000	2	1	3	2	2	0	1	3	0	10	5.0
Tolliver	13	4	236	19	48	.396	17	41	.415	7	8	.875	5	28	33	10	14	0	7	9	1	62	4.8
Guduric	44	0	484	62	157	.395	25	83	.301	24	26	.923	14	59	73	45	34	0	12	36	8	173	3.9
Konchar	19	0	181	24	37	.649	5	10	.500	1	2	.500	18	29	47	22	7	0	7	7	3	54	2.8
Caboclo	22	0	192	28	69	.406	4	25	.160	2	3	.667	17	27	44	10	23	0	10	7	12	62	2.8
Watanabe	18	0	105	15	34	.441	3	8	.375	3	8	.375	7	13	20	5	9	0	5	2	1	36	2.0
Uthoff	4	0	14	1	7	.143	0	4	.000	2	2	1.000	1	0	1	0	1	0	1	0	0	4	1.0
GRIZZLIES	73	-	17570	3106	6634	.468	798	2297	.347	1212	1589	.763	754	2643	3397	1965	1546	22	576	1113	399	8222	112.6
OPPONENTS	73	-	17570	2964	6593	.450	942	2580	.365	1430	1828	.782	757	2519	3276	1814	1474	10	585	1080	386	8300	113.7

## QUICK FACTS

- The Grizzlies posted a 34-39 record (.466), ninth in the Western Conference and third in the Southwest Division.
- After the NBA season went on hiatus in March due to the COVID-19 pandemic, the Grizzlies were one of 22 teams selected for a July restart at Walt Disney World in Orlando. Memphis eventually qualified for a play-in game against Portland to determine the eighth seed in the Western Conference Playoffs.
- Ja Morant** was named the NBA Rookie of the Year after leading all rookies in points, assists, double-doubles and triple-doubles.
- Brandon Clarke** set an NBA rookie record and single-season franchise record for field goal percentage (.618).
- Morant and Clarke were both named to the NBA All-Rookie First Team, the second time in franchise history that two teammates were selected to the First Team (Pau Gasol and Shane Battier in 2001-02).
- Morant and Clarke were joined by **Jaren Jackson Jr.** in representing the Grizzlies at the NBA Rising Stars as part of 2020 NBA All-Star Weekend in Chicago.
- Taylor Jenkins** helped the Grizzlies establish new franchise records for scoring and assists in his first season as an NBA head coach. Jenkins was named Western Conference Coach of the Month for January.

## NBA STATISTICAL RANKINGS

Category	Memphis		Opponents		Category	Memphis		Opponents	
Points per game	112.6	14th	113.7	21st	Assists Per Game	26.92	2nd	24.85	18th
Field Goal Pct.	.468	7th	.450	9th	Steals Per Game	7.89	12th	8.01	21st
Free Throw Pct.	.763	19th	.782	21st	Turnovers Per Game	15.25	23rd	14.79	12th
3-Pt. Field Goal Pct.	.347	23rd	.365	24th	Blocks Per Game	5.47	7th	5.29	22nd
Offensive Rebounds Per Game	10.33	14th	10.36	19th	Personal Fouls Per Game	21.18	18th	20.19	20th
Defensive Rebounds Per Game	36.21	5th	34.51	12th	Disqualifications	22	29th	10	T-13th
Rebounds Per Game	46.53	5th	44.86	14th	Points Per Game Differential	-1.07	17th		



# GAME BY GAME



Date	Opponent	Mem	Opp	Hm	Rd	Tot	Atten	Grizzlies Top Scorer	Grizzlies Top Rebounder	Opponent Top Scorer
Oct 23	@ Miami	L 101	120	0-0	0-1	0-1	19,600	Jackson Jr.	17 Anderson	8 Winslow
Oct 25	CHICAGO	L 102	110	0-1	0-1	0-2	17,794	Jackson Jr.	23 Valanciunas	11 LaVine
Oct 27	BROOKLYN	W (OT) 134	133	1-1	0-1	1-2	15,517	Morant	30 Valanciunas	10 Irving
Oct 29	@ LA Lakers	L 91	120	1-1	0-2	1-3	18,997	Morant	16 Valanciunas	11 Davis
Nov 2	PHOENIX	L 105	114	1-2	0-2	1-4	14,144	Morant	24 Clarke	11 Booker
Nov 4	HOUSTON	L 100	107	1-3	0-2	1-5	14,197	Morant	23 Valanciunas	10 Harden
Nov 6	MINNESOTA	W 137	121	2-3	0-2	2-5	13,503	Brooks	31 Valanciunas	14 Wiggins
Nov 8	@ Orlando	L 86	118	2-3	0-3	2-6	17,021	Valanciunas	15 Valanciunas	9 Vucevic
Nov 9	DALLAS	L 122	138	2-4	0-3	2-7	15,753	Jackson Jr.	23 Anderson/Brooks/Hill	5 Donic
Nov 11	@ San Antonio	W 113	109	2-4	1-3	3-7	18,627	Jackson Jr.	24 Valanciunas	12 Aldridge
Nov 13	@ Charlotte	W 119	117	2-4	2-3	4-7	13,155	Morant	23 Valanciunas	13 Rozier
Nov 15	UTAH	W 107	106	3-4	2-3	5-7	16,422	Morant	25 Crowder	10 Mitchell
Nov 17	DENVER	L 114	131	3-5	2-3	5-8	14,227	Jackson Jr.	22 Valanciunas	10 Murray
Nov 19	GOLDEN STATE	L 95	114	3-6	2-3	5-9	14,511	Morant	20 Crowder	11 Burks
Nov 23	LA LAKERS	L 108	109	3-7	2-3	5-10	17,794	Morant	26 Clarke	11 James
Nov 25	@ Indiana	L 114	126	3-7	2-4	5-11	15,141	Jackson Jr.	28 Valanciunas	11 Warren
Nov 27	LA CLIPPERS	L 119	121	3-8	2-4	5-12	16,721	Valanciunas	30 Valanciunas	16 Harrell/Williams
Nov 29	UTAH	L 94	103	3-9	2-4	5-13	16,605	Valanciunas	22 Valanciunas	17 Bogdanovic
Dec 1	@ Minnesota	W 115	107	3-9	3-4	6-13	12,276	Brooks	26 Caboclo	13 Towns
Dec 2	INDIANA	L 104	117	3-10	3-4	6-14	11,919	Jackson Jr.	31 Melton	9 Brogdon
Dec 4	@ Chicago	L 99	106	3-10	3-5	6-15	15,017	Valanciunas	32 Valanciunas	13 LaVine
Dec 7	@ Utah	L 112	126	3-10	3-6	6-16	18,306	Jackson Jr.	26 Valanciunas	6 Mitchell
Dec 9	@ Golden State	W 110	102	3-10	4-6	7-16	18,064	Morant	26 Valanciunas	10 Burks/Russell
Dec 11	@ Phoenix	W 115	108	3-10	5-6	8-16	12,254	Brooks	27 Valanciunas	9 Kaminsky
Dec 13	MILWAUKEE	L 114	127	3-11	5-6	8-17	16,109	Jackson Jr.	43 Crowder	11 Antetokounmpo
Dec 14	WASHINGTON	W 128	111	4-11	5-6	9-17	15,631	Brooks	27 Valanciunas	12 Beal
Dec 16	MIAMI	W 118	111	5-11	5-6	10-17	14,021	Valanciunas	21 Valanciunas	10 Butler
Dec 18	@ Oklahoma City	L 122	126	5-11	5-7	10-18	18,203	Clarke	27 Valanciunas	9 Schröder
Dec 20	@ Cleveland	L 107	114	5-11	5-8	10-19	19,432	Jackson Jr.	24 Valanciunas	14 Clarkson
Dec 21	SACRAMENTO	W 119	115	6-11	5-8	11-19	15,603	Jackson Jr.	18 Crowder	19 Barnes
Dec 23	SAN ANTONIO	L 115	145	6-12	5-8	11-20	16,776	Jackson Jr.	22 Valanciunas	12 Aldridge
Dec 26	@ Oklahoma City	W 110	97	6-12	6-8	12-20	18,203	Valanciunas	21 Crowder	10 Paul
Dec 28	@ Denver	L 110	119	6-12	6-9	12-21	19,697	Jackson Jr.	20 Valanciunas	10 Jokic
Dec 29	CHARLOTTE	W 117	104	7-12	6-9	13-21	16,842	Brooks	20 Jackson Jr.	12 Monk
Jan 2	@ Sacramento	L 123	128	7-12	6-10	13-22	17,351	Morant	23 Valanciunas	12 Fox
Jan 4	@ LA Clippers	W 140	114	7-12	7-10	14-22	19,068	Crowder	27 Valanciunas	22 Harrell
Jan 5	@ Phoenix	W 121	114	7-12	8-10	15-22	14,181	Valanciunas	30 Jackson Jr./Valanciunas	8 Booker
Jan 7	MINNESOTA	W 119	112	8-12	8-10	16-22	14,117	Brooks	28 Crowder	8 Culver
Jan 10	SAN ANTONIO	W 134	121	9-12	8-10	17-22	16,448	Jackson Jr.	24 Clarke/Valanciunas	9 DeRozan
Jan 12	GOLDEN STATE	W 122	102	10-12	8-10	18-22	16,408	Valanciunas	31 Valanciunas	19 Russell
Jan 14	HOUSTON	W 121	110	11-12	8-10	19-22	16,181	Morant	26 Clarke	7 Harden
Jan 17	CLEVELAND	W 113	109	12-12	8-10	20-22	17,102	Brooks	26 Valanciunas	18 Sexton
Jan 20	NEW ORLEANS	L 116	126	12-13	8-10	20-23	17,794	Brooks	31 Valanciunas	11 Holiday
Jan 22	@ Boston	L 95	119	12-13	8-11	20-24	19,156	Valanciunas	16 Valanciunas	13 Tatum
Jan 24	@ Detroit	W 125	112	12-13	9-11	21-24	14,583	Jackson Jr.	29 Clarke	11 Rose
Jan 26	PHOENIX	W 114	109	13-13	9-11	22-24	17,214	Morant	23 Anderson	12 Booker
Jan 28	DENVER	W 104	96	14-13	9-11	23-24	14,365	Brooks	24 Valanciunas	12 Jokic
Jan 29	@ New York	W 127	106	14-13	10-11	24-24	18,768	Brooks	27 Valanciunas	13 Morris Sr.
Jan 31	@ New Orleans	L 111	139	14-13	10-12	24-25	18,362	Valanciunas	18 Valanciunas	8 Williamson
Feb 3	DETROIT	W 96	82	15-13	10-12	25-25	14,597	Valanciunas	26 Valanciunas	17 Drummond
Feb 5	@ Dallas	W 121	107	15-13	11-12	26-25	20,069	Morant	21 Valanciunas	10 Porzingis
Feb 7	@ Philadelphia	L 107	119	15-13	11-13	26-26	20,779	Morant	15 Valanciunas	10 Korkmaz
Feb 9	@ Washington	W 106	99	15-13	12-13	27-26	17,251	Morant	27 Valanciunas	18 Beal
Feb 12	PORTLAND	W 111	104	16-13	12-13	28-26	16,889	Clarke	27 Valanciunas	18 McCollum
Feb 20	@ Sacramento	L 125	129	16-13	12-14	28-27	17,078	Melton	24 Clarke/Valanciunas	11 Barnes
Feb 21	@ LA Lakers	L 105	117	16-13	12-15	28-28	18,997	Jackson	20 Valanciunas	11 James
Feb 24	@ LA Clippers	L 97	124	16-13	12-16	28-29	19,068	Morant	16 Dieng	10 Leonard
Feb 26	@ Houston	L 112	140	16-13	12-17	28-30	18,055	Brooks	22 Valanciunas	10 Westbrook
Feb 28	SACRAMENTO	L 101	104	16-14	12-17	28-31	17,794	Brooks	32 Valanciunas	25 Fox
Feb 29	LA LAKERS	W 105	88	17-14	12-17	29-31	17,794	Morant	27 Valanciunas	19 James
Mar 2	@ Atlanta	W 127	88	17-14	13-17	30-31	16,207	Dieng	17 Valanciunas	19 Young
Mar 4	@ Brooklyn	W 118	79	17-14	14-17	31-31	16,941	Jackson	19 Valanciunas	16 Prince
Mar 6	@ Dallas	L 96	121	17-14	14-18	31-32	20,370	Jackson	16 Valanciunas	11 Porzingis
Mar 7	ATLANTA	W 118	101	18-14	14-18	32-32	17,117	Valanciunas	27 Valanciunas	17 Collins
Mar 10	ORLANDO	L 115	120	18-15	14-18	32-33	15,388	Valanciunas	27 Valanciunas	16 Ross
Jul 31	@ Portland	L (OT) 135	140	18-15	14-19	32-34	-	Jackson Jr.	33 Clarke	7 McCollum
Aug 2	SAN ANTONIO	L 106	108	18-16	14-19	32-35	-	Morant	25 Valanciunas	11 Murray
Aug 3	@ New Orleans	L 99	109	18-16	14-20	32-36	-	Jackson Jr.	22 Valanciunas	13 Ingram
Aug 5	@ Utah	L 115	124	18-16	14-21	32-37	-	Brooks	23 Valanciunas	14 Ingles
Aug 7	OKLAHOMA CITY	W 121	92	19-16	14-21	33-37	-	Brooks	22 Valanciunas	11 Paul
Aug 9	@ Toronto	L 99	108	19-16	14-22	33-38	-	Brooks	25 Valanciunas	10 Siakam
Aug 11	BOSTON	L 107	122	19-17	14-22	33-39	-	Morant	26 Valanciunas	10 Tatum
Aug 13	MILWAUKEE	W 119	106	20-17	14-22	34-39	-	Brooks	31 Valanciunas	19 B. Lopez

INTRO

PLAYERS

EXECUTIVE

BASKETBALL  
OPS

BUSINESS  
OPS

MEDIA

COMMUNITY

HISTORY

PLAYOFFS

REVIEW

OPPONENTS

NBA

FEDERATION

AT A GLANCE





# SEASON REVIEW

## 2018-19 MEMPHIS GRIZZLIES (33-49)



**Back Row, standing (L-R):** Chad Forcier, J.J. Outlaw, Kevin Burleson, Greg Buckner, Yuta Watanabe, Chandler Parsons, Joakim Noah, Tyler Zeller, Jonas Valanciunas, Jaren Jackson Jr., Kyle Anderson, Bruno Caboclo, Ivan Rabb, Vitaly Potapenko, Nick Van Exel, Adam Mazarei  
**Front Row, sitting (L-R):** Justin Holiday, Tyler Dorsey, Jevon Carter, Mike Conley, J.B. Bickerstaff, Delon Wright, Dillon Brooks, C.J. Miles, Julian Washburn

	--Field Goals--					--3-Point FG--					--Free Throws--					--Rebounds--									
Player	G	GS	Min	FG	FGA	Pct	FG	FGA	Pct	FT	FTA	Pct	Off	Def	Tot	Ass	PF	Dq	Stl	TO	Blk	Pts	Avg		
Conley	70	70	2342	490	1120	.438	155	426	.364	343	406	.845	40	199	239	449	123	1	94	130	22	1478	21.1		
Valanciunas	19	17	527	152	279	.545	5	18	.278	70	91	.769	52	151	203	41	64	0	6	51	30	379	19.9		
Bradley	14	14	442	87	188	.463	28	73	.384	23	25	.920	8	36	44	56	34	0	14	28	0	225	16.1		
Gasol	53	53	1788	303	683	.444	76	221	.344	152	201	.756	56	399	455	248	147	2	60	119	63	834	15.7		
Jackson	58	56	1515	298	589	.506	51	142	.359	151	197	.766	73	199	272	64	220	6	52	98	82	798	13.8		
Wright	26	11	802	115	265	.434	20	78	.256	66	89	.742	29	112	141	138	50	0	42	40	15	316	12.2		
Zeller	4	1	82	16	28	.571	0	0	---	14	18	.778	9	9	18	3	16	1	1	4	3	46	11.5		
Dorsey	21	11	447	75	175	.429	34	93	.366	22	35	.629	18	52	70	39	33	0	7	17	1	206	9.8		
Green	41	4	900	151	312	.484	38	96	.396	63	80	.788	72	180	252	36	123	5	33	64	26	403	9.8		
Holiday	44	39	1282	149	383	.389	65	195	.333	54	60	.900	27	127	154	61	85	0	54	57	15	417	9.5		
Temple	49	49	1530	166	387	.429	74	210	.352	57	76	.750	18	134	152	69	134	1	50	54	25	463	9.4		
Miles	13	0	294	42	105	.400	24	66	.364	13	14	.929	1	26	27	14	17	0	8	9	5	121	9.3		
Caboclo	34	19	800	96	225	.427	48	130	.369	42	50	.840	42	116	158	50	81	0	14	38	33	282	8.3		
Anderson	43	40	1281	150	276	.543	9	34	.265	37	64	.578	48	203	251	128	112	0	54	58	37	346	8.0		
Mack	53	3	1204	161	389	.414	46	128	.359	53	75	.707	18	84	102	182	81	0	45	62	4	421	7.9		
D. Brooks	18	0	330	49	122	.402	15	40	.375	22	30	.733	9	22	31	16	50	0	10	19	4	135	7.5		
Parsons	25	3	496	68	182	.374	29	94	.309	22	25	.880	4	66	70	43	45	0	19	32	5	187	7.5		
Noah	42	1	693	110	213	.516	0	1	.000	78	109	.716	58	180	238	89	96	1	20	50	31	298	7.1		
M. Brooks	29	0	387	76	169	.450	15	54	.278	23	33	.697	12	33	45	25	33	0	9	21	4	190	6.6		
Casspi	36	0	520	86	161	.534	15	43	.349	39	58	.672	17	98	115	26	35	0	20	23	9	226	6.3		
Rabb	49	13	721	116	212	.547	3	15	.200	49	69	.710	70	136	206	54	90	0	17	35	14	284	5.8		
Selden	32	0	455	65	161	.404	20	63	.317	22	29	.759	16	28	44	36	48	0	10	23	6	172	5.4		
Carter	39	3	577	56	185	.303	34	102	.333	26	32	.813	14	52	66	69	55	0	26	33	11	172	4.4		
Hannas	2	0	26	3	12	.250	0	5	.000	2	2	1.000	0	1	1	5	1	0	1	1	0	8	4.0		
Watanabe	15	0	174	15	51	.294	2	16	.125	7	10	.700	4	27	31	8	11	0	4	6	1	39	2.6		
Washburn	18	3	254	16	48	.333	5	24	.208	3	4	.750	8	33	41	14	16	0	13	7	2	40	2.2		
Harrison	1	0	5	1	2	.500	1	1	.000	0	0	---	0	0	0	0	1	0	0	0	0	2	2.0		
Stephens	1	0	7	1	2	.500	0	0	---	0	0	---	0	0	0	0	0	0	1	1	0	2	2.0		
GRIZZLIES	82	-	19880	3113	6924	.450	811	2368	.342	1453	1882	.772	723	2703	3426	1963	1801	17	684	1147	448	8490	103.5		
OPPONENTS	82	-	19880	3083	6836	.451	951	2639	.360	1586	2023	.784	781	2883	3664	1920	1758	9	625	1249	402	8703	106.1		

## QUICK FACTS

- The Grizzlies finished with a 33-49 record (.402), tied for 12th in the Western Conference and tied for third in the Southwest Division.
- Jaren Jackson Jr.** was named to the NBA All-Rookie First Team and was selected to the MTN DEW ICE Rising Stars Challenge as part of 2019 NBA All-Star Weekend.
- Mike Conley** earned his first career Western Conference Player of the Week award (March 4-10) and reclaimed his spot as the franchise's all-time leading scorer on March 27 vs. Golden State. At the end of the season, Conley received the NBA Sportsmanship Award for the third time in his career, tying the NBA record, and was named the 2018-19 Twyman-Stokes Teammate of the Year.
- Jonas Valanciunas** averaged 19.9 points, 10.7 rebounds, 2.2 assists and 1.58 blocks in 19 appearances with the Grizzlies after coming to Memphis in a midseason trade with the Toronto Raptors.
- Memphis tied the franchise's own NBA single-season record with 28 different players appearing in a game (also 28 during 2015-16 season). The Grizzlies also established a new NBA record with 19 different leading scorers.

## NBA STATISTICAL RANKINGS

Category	Memphis			Opponents			Category	Memphis			Opponents		
Points per game	103.5	30th		106.1	3rd		Assists Per Game	23.94	19th		23.41	6th	
Field Goal Pct.	.450	23rd		.451	7th		Steals Per Game	8.34	6th		7.62	18th	
Free Throw Pct.	.772	15th		.784	29th		Turnovers Per Game	13.99	15th		15.23	6th	
3-Pt. Field Goal Pct.	.342	25th		.360	21st		Blocks Per Game	5.46	T-4th		4.90	13th	
Offensive Rebounds Per Game	8.82	29th		9.52	5th		Personal Fouls Per Game	21.96	24th		21.44	22nd	
Defensive Rebounds Per Game	32.96	26th		35.16	17th		Disqualifications	15	27th		9	T-17th	
Rebounds Per Game	41.78	29th		44.68	12th		Points Per Game Differential	-2.60	24th				



# GAME BY GAME



Date	Opponent	Mem	Opp	Hm	Rd	Tot	Atten	Grizzlies Top Scorer	Grizzlies Top Rebounder	Opponent Top Scorer
Oct 17	@ Indiana	L	83	111	0-0	0-1	17,923	Gasol	13 Green	7 Bogdanovic
Oct 19	ATLANTA	W	131	117	1-0	0-1	17,019	Temple	30 Gasol, Jackson Jr.	7 Prince
Oct 22	@ Utah	W	92	84	1-0	1-1	21,806	Conley	23 Gasol	13 Crowder
Oct 24	@ Sacramento	L	92	97	1-0	1-2	2-2 14,198	Conley	27 Gasol	10 Hield
Oct 27	PHOENIX	W	117	96	2-0	1-2	3-2 15,926	Gasol	19 Gasol	8 Ayton
Oct 30	WASHINGTON	W	107	95	3-0	1-2	4-2 14,106	Temple	20 Anderson	11 Wall
Nov 2	@ Utah	W	110	100	3-0	2-2	5-2 18,306	Conley	28 Gasol	10 Rubio
Nov 4	@ Phoenix	L	100	102	3-0	2-3	5-3 13,074	Mack	21 Gasol	8 Booker
Nov 5	@ Golden State	L	101	117	3-0	2-4	5-4 19,596	D. Brooks	18 Gasol	10 Thompson
Nov 7	DENVER	W	89	87	4-0	2-4	6-4 15,832	Gasol, Jackson Jr.	20 Gasol	12 Harris
Nov 10	PHILADELPHIA	W (OT)	112	106	5-0	2-4	7-4 16,904	Conley	32 Anderson	13 Redick
Nov 12	UTAH	L	88	96	5-1	2-4	7-5 13,477	Conley	24 Anderson	13 Ingles
Nov 14	@ Milwaukee	W	116	113	5-1	3-4	8-5 16,817	Gasol	29 Anderson	8 Antetokounmpo
Nov 16	SACRAMENTO	W	112	104	6-1	3-4	9-5 13,811	Jackson Jr.	27 Gasol	15 Fox
Nov 18	@ Minnesota	W	100	87	6-1	4-4	10-5 13,179	Gasol	26 Gasol	13 Rose
Nov 19	DALLAS	W	98	88	7-1	4-4	11-5 15,997	Conley	28 Gasol	15 Smith Jr.
Nov 21	@ San Antonio	W	104	103	7-1	5-4	12-5 18,354	Conley	30 Gasol	10 DeRozan
Nov 23	@ LA Clippers	L (OT)	107	112	7-1	5-5	12-6 15,418	Gasol	27 Gasol	13 Harrell
Nov 25	NEW YORK	L	98	103	7-2	5-5	12-7 14,331	Gasol	27 Gasol	8 Hardaway Jr.
Nov 27	TORONTO	L	114	122	7-3	5-5	12-8 14,187	Gasol	27 Green	7 Lowry
Nov 30	@ Brooklyn	W (OT)	131	125	7-3	6-5	13-8 12,983	Conley	37 Gasol	15 Russell
Dec 2	@ Philadelphia	L	95	103	7-3	6-6	13-9 20,334	Conley	21 Casspi	8 Redick
Dec 5	LA CLIPPERS	W	96	86	8-3	6-6	14-9 14,444	Conley	22 Green	11 Marjanovic
Dec 7	@ New Orleans	W	107	103	8-3	7-6	15-9 19,147	Green	24 Anderson	11 Randle
Dec 8	LA LAKERS	L	88	111	8-4	7-6	15-10 17,794	Selden Jr.	17 Jackson Jr.	8 James, Kuzma
Dec 10	@ Denver	L	99	105	8-4	7-7	15-11 15,278	Conley	19 Green	10 Jokic
Dec 12	PORTLAND	W	92	83	9-4	7-7	16-11 13,576	Conley	23 Anderson	12 McCollum
Dec 14	MIAMI	L	97	100	9-5	7-7	16-12 16,313	Conley	22 Gasol	7 Olynyk, Richardson
Dec 15	HOUSTON	L	97	105	9-6	7-7	16-13 16,777	Conley	22 Gasol	9 Harden
Dec 17	@ Golden State	L	93	110	9-6	7-8	16-14 19,596	Casspi	20 Casspi, Gasol	6 Durant
Dec 19	@ Portland	L	92	99	9-6	7-9	16-15 19,412	Conley	23 Gasol	10 Lillard
Dec 21	@ Sacramento	L	99	102	9-6	7-10	16-16 16,369	Conley	23 Green	9 Hield
Dec 23	@ LA Lakers	W	107	99	9-6	8-10	17-16 18,997	Jackson Jr.	27 Gasol, Jackson Jr.	9 James
Dec 26	CLEVELAND	W	95	87	10-6	8-10	18-16 16,424	Gasol	20 Gasol	9 Clarkson
Dec 29	BOSTON	L	103	112	10-7	8-10	18-17 17,794	Conley	26 Green	9 Irving
Dec 31	@ Houston	L	101	113	10-7	8-11	18-18 18,055	Anderson	20 Gasol	12 Harden
Jan 2	DETROIT	L	94	101	10-8	8-11	18-19 14,109	Jackson Jr.	26 Jackson Jr.	10 Griffin
Jan 4	BROOKLYN	L	100	109	10-9	8-11	18-20 16,683	Conley	31 Anderson	11 Russell
Jan 5	@ San Antonio	L	88	108	10-9	8-12	18-21 18,354	Conley	21 Gasol	11 White
Jan 7	@ New Orleans	L	95	114	10-9	8-13	18-22 14,624	Conley	22 Noah	8 Davis
Jan 9	SAN ANTONIO	W	96	86	11-9	8-13	19-22 13,944	Gasol	26 Gasol	14 Belinelli, Forbes
Jan 12	@ Miami	L	108	112	11-9	8-14	19-23 19,600	Conley	22 Green	11 Winslow
Jan 14	@ Houston	L	94	112	11-9	8-15	19-24 18,055	Conley, Temple	14 Conley, Gasol, Noah	7 Harden
Jan 16	MILWAUKEE	L	101	111	11-10	8-15	19-25 14,921	Casspi	17 Green	10 Antetokounmpo
Jan 18	@ Boston	L	116	122	11-10	8-16	19-26 18,624	Conley	17 Gasol	11 Irving
Jan 19	@ Toronto	L	90	119	11-10	8-17	19-27 19,800	Jackson Jr.	16 Rabb	11 Green
Jan 21	NEW ORLEANS	L	85	105	11-11	8-17	19-28 17,794	Gasol	22 Gasol, Temple	8 Holiday, Mirotic
Jan 23	CHARLOTTE	L	107	118	11-12	8-17	19-29 12,863	Conley	31 Gasol	17 Walker
Jan 25	SACRAMENTO	L	96	99	11-13	8-17	19-30 14,486	Casspi	18 Gasol	10 Hield
Jan 26	INDIANA	W	106	103	12-13	8-17	20-30 15,980	Gasol	22 Gasol	7 Bogdanovic
Jan 28	DENVER	L	92	95	12-14	8-17	20-31 12,917	Conley	28 Gasol	9 Jokic
Jan 30	@ Minnesota	L (OT)	97	99	12-14	8-18	20-32 13,615	Conley	26 Rabb	10 Bayless
Feb 1	@ Charlotte	L	92	100	12-14	8-19	20-33 15,387	Mack	19 Noah	11 Walker
Feb 3	@ New York	W	96	84	12-14	9-19	21-33 17,025	Conley	25 Gasol	9 Knox
Feb 5	MINNESOTA	W	108	106	13-14	9-19	22-33 13,454	Conley	25 Rabb	11 Towns
Feb 7	@ Oklahoma City	L	95	117	13-14	9-20	22-34 18,203	Jackson Jr.	27 Rabb	9 George
Feb 9	NEW ORLEANS	W	99	90	14-14	9-20	23-34 16,841	Noah	19 Noah	14 Randle
Feb 12	SAN ANTONIO	L	107	108	14-15	9-20	23-35 13,788	Bradley	33 Valanciunas	10 Aldridge, Mills
Feb 13	@ Chicago	L	110	122	14-15	9-21	23-36 19,114	Bradley	15 Valanciunas	7 Porter Jr.
Feb 22	LA CLIPPERS	L	106	112	14-16	9-21	23-37 16,444	Conley	21 Noah	11 Harrell
Feb 23	@ Cleveland	L	107	112	14-16	9-22	23-38 19,432	Valanciunas	25 Valanciunas	11 Love
Feb 25	LA LAKERS	W	110	105	15-16	9-22	24-38 17,794	Conley	30 Valanciunas	13 Ingram
Feb 27	CHICAGO	L	107	109	15-17	9-22	24-39 13,711	Bradley	23 Noah	9 LaVine
Mar 2	@ Dallas	W	111	81	15-17	10-22	25-39 20,233	Valanciunas	20 Caboclo	11 Donic
Mar 3	@ Oklahoma City	L	95	99	15-17	10-23	25-40 18,203	Bradley	27 Valanciunas	13 Westbrook
Mar 5	PORTLAND	W	120	111	16-17	10-23	26-40 13,801	Conley	40 Noah	10 McCollum
Mar 8	UTAH	W	114	110	17-17	10-23	27-40 15,407	Conley	28 Noah	8 Mitchell
Mar 10	ORLANDO	W	105	97	18-17	10-23	28-40 16,627	Conley	26 Valanciunas	8 Vucevic
Mar 13	@ Atlanta	L	111	132	18-17	10-24	28-41 15,169	Miles	33 Noah	8 Collins
Mar 16	@ Washington	L	128	135	18-17	10-25	28-42 19,750	Conley	28 Noah, Valanciunas	8 Beal
Mar 20	HOUSTON	W (OT)	126	125	19-17	10-25	29-42 16,691	Conley	35 Valanciunas	15 Harden
Mar 22	@ Orlando	L (OT)	119	123	19-17	10-26	29-43 18,025	Dorsey	29 Valanciunas	24 Ross
Mar 23	MINNESOTA	W	99	112	19-18	10-26	29-44 16,977	Conley	23 Valanciunas	14 Towns
Mar 25	OKLAHOMA CITY	W	115	103	20-18	10-26	30-44 15,144	Caboclo	24 Valanciunas	14 George
Mar 27	GOLDEN STATE	L	103	118	20-19	10-26	30-45 17,794	Valanciunas	27 Caboclo, Valanciunas	13 Curry, Durant
Mar 30	@ Phoenix	W	120	115	20-19	11-26	31-45 16,647	Valanciunas	34 Valanciunas	20 Booker
Mar 31	@ LA Clippers	L	96	113	20-19	11-27	31-46 16,740	Wright	20 Wright	8 Gallinari
Apr 3	@ Portland	L	89	116	20-19	11-28	31-47 19,608	Parsons	18 Rabb	10 Kanter
Apr 5	@ Dallas	W	122	112	20-19	12-28	32-47 20,111	Wright	26 Wright	10 Lee
Apr 7	DALLAS	L (OT)	127	129	20-20	12-28	32-48 16,744	Holiday	30 Caboclo	17 Burke
Apr 9	@ Detroit	L	93	100	20-20	12-29	32-49 19,802	Caboclo, Wright	15 Rabb	10 Smith
Apr 10	GOLDEN STATE	W	132	117	21-20	12-29	33-49 17,794	Carter	32 Wright	11 Durant

INTRO

PLAYERS

EXECUTIVE

BASKETBALL OPS

BUSINESS OPS

MEDIA

COMMUNITY

HISTORY

PLAYOFFS

REVIEW

OPPONENTS

NBA

FEDERATION

AT A GLANCE





# SEASON REVIEW

## 2017-18 MEMPHIS GRIZZLIES (22-60)



**Back Row, standing (L-R):** J.J. Outlaw, Keith Smart, Bob Bender, JaMychal Green, Chandler Parsons, DeYonta Davis, Marc Gasol, Ivan Rabb, Brice Johnson, Jarell Martin, Greg Buckner, Nick Van Exel, Adam Mazarei, Joe Boylan  
**Front Row, sitting (L-R):** Xavier Rathman-Mayes, Ben McLemore, Andrew Harrison, Mike Conley, J.B. Bickerstaff, Tyreke Evans, Dillon Brooks, Wayne Selden, Mario Carmels

	--Field Goals--					--3-Point FG--					--Free Throws--					--Rebounds--							
Player	G	GS	Min	FG	FGA	Pct	FG	FGA	Pct	FT	FTA	Pct	Off	Def	Tot	Ast	PF	Dq	Stl	TO	Blk	Pts	Avg
Conley	69	68	2292	464	1010	.459	171	420	.407	316	368	.859	31	211	242	433	126	0	92	156	19	1415	20.5
M.Brooks	7	1	193	51	102	.500	19	32	.594	20	23	.870	8	13	21	25	6	0	11	16	3	141	20.1
Evans	52	32	1607	366	809	.452	114	286	.399	164	209	.785	44	221	265	269	96	0	57	117	17	1010	19.4
Gasol	73	73	2408	434	1033	.420	109	320	.341	281	337	.834	78	514	592	305	185	1	54	194	101	1258	17.2
Conley	12	12	373	64	168	.381	24	77	.312	53	66	.803	0	27	27	49	24	0	12	18	3	205	17.1
D.Brooks	82	74	2350	340	772	.440	94	264	.356	124	166	.747	49	208	257	135	233	3	73	124	17	898	11.0
Green	55	54	1542	223	488	.457	43	127	.339	80	111	.721	147	317	464	79	153	1	32	76	25	569	10.3
Harrison	56	46	1326	181	429	.422	47	142	.331	124	159	.780	23	108	131	177	138	3	38	81	26	533	9.5
Selden	35	9	691	116	269	.431	49	122	.402	44	59	.746	16	40	56	66	59	0	18	54	5	325	9.3
Parsons	36	8	691	108	234	.462	51	121	.421	17	27	.630	14	76	90	69	53	0	18	35	11	284	7.9
Martin	73	36	1661	221	496	.446	34	98	.347	89	116	.767	97	221	318	73	211	2	39	86	49	565	7.7
Chalmers	66	10	1421	168	443	.379	53	191	.277	118	138	.855	13	144	157	197	179	2	79	117	14	507	7.7
McLemore	56	17	1091	157	373	.421	55	159	.346	53	64	.828	34	105	139	51	139	1	38	61	15	422	7.5
Ennis	45	14	1053	108	222	.486	30	84	.357	64	73	.877	53	104	157	49	81	1	32	38	12	310	6.9
Simmons	32	12	643	80	189	.423	11	39	.282	25	25	1.000	14	36	50	68	61	1	18	44	5	196	6.1
Davis	62	6	943	161	265	.608	0	0	---	38	57	.667	75	175	250	40	125	0	15	32	39	360	5.8
Rathman-Mayes	5	0	118	12	42	.286	1	14	.071	4	9	.444	0	5	5	18	18	0	6	11	3	29	5.8
Rabb	36	5	516	86	152	.566	0	0	---	29	36	.806	53	105	158	32	55	0	12	35	13	201	5.6
O.Johnson	4	0	75	9	21	.429	4	12	.333	0	0	---	4	7	11	7	6	0	2	3	0	22	5.5
Henry	20	0	378	41	109	.376	19	58	.328	6	10	.600	10	28	38	22	28	0	31	19	6	107	5.4
Wright	27	1	366	57	99	.576	0	0	---	21	33	.636	32	61	93	13	29	0	13	8	25	135	5.0
Teague	3	0	74	4	16	.250	1	4	.250	2	5	.400	1	5	6	13	5	0	4	3	0	11	3.7
Weber (TOT)	18	0	237	19	43	.442	4	11	.364	8	10	.800	8	27	35	22	28	0	18	15	5	50	2.8
Weber (MEM)	5	0	119	10	21	.476	0	2	.000	4	6	.667	5	12	17	9	10	0	8	8	2	24	4.8
B.Johnson (TOT)	18	0	98	20	42	.476	0	1	.000	3	5	.600	9	22	31	2	13	0	9	5	6	43	2.4
B.Johnson (MEM)	9	0	60	13	31	.419	0	0	---	1	3	.333	7	11	18	1	6	0	3	1	4	27	3.0
Hunter	4	0	7	3	5	.600	0	0	---	0	0	---	2	1	3	0	0	0	1	1	6	1.5	
GRIZZLIES	82	-	19705	3013	6788	.444	758	2152	.352	1361	1732	.786	779	2544	3323	1767	1900	15	613	1227	396	8145	99.3
OPPONENTS	82	-	19705	3046	6587	.462	874	2377	.368	1688	2196	.769	782	2703	3485	1816	1674	4	662	1211	421	8654	105.5

## QUICK FACTS

- The Grizzlies' franchise-record streak of seven straight playoff appearances, which was tied for the third-longest active streak in the NBA entering the season, came to an end.
- J.B. Bickerstaff** was named interim head coach on Nov. 27, replacing **David Fizdale**. Bickerstaff served in this role for the final 63 games of the season before he was named head coach on April 30, 2018.
- Marc Gasol** was one of two NBA players (Giannis Antetokounmpo) to lead his team in points, rebounds, assists and blocks. Gasol also became the franchise's all-time leader for field goals made (Nov. 29), points scored (Dec. 30) and minutes played (Jan. 29).
- Dillon Brooks** was the only NBA rookie to play in all 82 regular season games and was the only second round draft pick to participate in the 2018 Rising Stars Challenge as part of NBA All-Star Weekend.
- Mike Conley** missed a total of 70 games, including the final 69 contests, with a left heel injury.
- The team set a single-season franchise record for free throw percentage (.786).

## NBA STATISTICAL RANKINGS

Category	Memphis		Opponents		Category	Memphis		Opponents	
Points per game	99.3	29th	105.5	13th	Assists Per Game	21.55	26th	22.15	9th
Field Goal Pct.	.444	27th	.462	17th	Steals Per Game	7.48	22nd	8.07	21st
Free Throw Pct.	.786	6th	.769	18th	Turnovers Per Game	14.96	23rd	14.76	7th
3-Pt. Field Goal Pct.	.352	25th	.368	21st	Blocks Per Game	4.83	14th	5.13	23rd
Offensive Rebounds Per Game	9.50	18th	9.54	12th	Personal Fouls Per Game	23.17	30th	20.41	21st
Defensive Rebounds Per Game	31.02	30th	32.96	12th	Disqualifications	15	29th	4	T-25th
Rebounds Per Game	40.52	29th	42.50	8th	Points Per Game Differential	-6.21	27th		



# GAME BY GAME



Date	Opponent	Mem	Opp	Hm	Rd	Tot	Atten	Grizzlies Top Scorer	Grizzlies Top Rebounder	Opponent Top Scorer
Oct 18	NEW ORLEANS	W	103	91	1-0	0-0	1-0	17,794	Conley	27 Gasol
Oct 21	GOLDEN STATE	W	111	101	2-0	0-0	2-0	17,794	Gasol	24 Gasol
Oct 23	@ Houston	W	98	90	2-0	1-0	3-0	17,129	26 Ennis III	11 Gordon
Oct 25	@ Dallas	L	94	103	2-0	1-1	3-1	19,674	Gasol	11 Smith Jr.
Oct 26	DALLAS	W	96	91	3-0	1-1	4-1	15,839	Gasol	25 Gasol
Oct 28	HOUSTON	W	103	89	4-0	1-1	5-1	17,033	Parsons	24 Ennis III, Evans
Oct 30	CHARLOTTE	L	99	104	4-1	1-1	5-2	15,771	Evans	19 Evans
Nov 1	ORLANDO	L	99	101	4-2	1-1	5-3	15,434	Evans	32 Gasol
Nov 4	@ LA Clippers	W	113	104	4-2	2-1	6-3	14,777	Conley	22 Wright
Nov 5	@ LA Lakers	L	102	107	4-2	2-2	6-4	18,997	Evans	26 Gasol
Nov 7	@ Portland	W	98	97	4-2	3-2	7-4	18,692	Evans	21 Brooks, Martin
Nov 11	@ Houston	L	96	111	4-2	3-3	7-5	18,055	Evans	22 Gasol
Nov 13	@ Milwaukee	L	103	110	4-2	3-4	7-6	13,244	Evans	27 Gasol
Nov 15	INDIANA	L	113	116	4-3	3-4	7-7	16,033	Gasol	35 Gasol
Nov 18	HOUSTON	L	83	105	4-4	3-4	7-8	17,266	Parsons	17 Gasol
Nov 20	PORTLAND	L	92	100	4-5	3-4	7-9	15,785	Chalmers	21 Gasol
Nov 22	DALLAS	L	94	95	4-6	3-4	7-10	16,101	Evans	18 Gasol
Nov 24	@ Denver	L	92	104	4-6	3-5	7-11	16,736	Green	21 Gasol
Nov 26	BROOKLYN	L	88	98	4-7	3-5	7-12	14,889	Evans, Gasol	18 Green
Nov 29	@ San Antonio	L	95	104	4-7	3-6	7-13	18,013	Evans	22 Green
Dec 1	SAN ANTONIO	L	79	95	4-8	3-6	7-14	16,413	Gasol	16 Gasol
Dec 2	@ Cleveland	L	111	116	4-8	3-7	7-15	20,562	Evans	31 Evans, Green
Dec 4	MINNESOTA	W	95	92	5-8	3-7	8-15	14,012	Gasol	21 Green
Dec 6	@ New York	L	88	99	5-8	3-8	8-16	19,812	Gasol	17 Gasol
Dec 8	TORONTO	L	107	116	5-9	3-8	8-17	15,417	Evans	27 Gasol
Dec 9	OKLAHOMA CITY	L	101	102 (OT)	5-10	3-8	8-18	17,794	Evans	29 Evans
Dec 11	MIAMI	L	82	107	5-11	3-8	8-19	14,857	Gasol	19 Davis
Dec 13	@ Washington	L	87	93	5-11	3-9	8-20	15,297	Harrison	20 Green
Dec 15	ATLANTA	W	96	94	6-11	3-9	9-20	15,803	Evans	22 Green
Dec 16	BOSTON	L	93	102	6-12	3-9	9-21	17,794	Gasol	30 Gasol
Dec 20	@ Golden State	L	84	97	6-12	3-10	9-22	19,596	Gasol	21 Gasol
Dec 21	@ Phoenix	L	95	97	6-12	3-11	9-23	16,339	Evans	23 Gasol
Dec 23	LA CLIPPERS	W	115	112	7-12	3-11	10-23	16,844	Evans	30 Gasol
Dec 26	@ Phoenix	L	97	99	7-12	3-12	10-24	17,105	Evans	22 Gasol, Martin
Dec 27	@ LA Lakers	W	109	99	7-12	4-12	11-24	18,997	Evans	32 Gasol
Dec 30	@ Golden State	L	128	141	7-12	4-13	11-25	19,596	Evans	27 Green
Dec 31	@ Sacramento	W	114	96	7-12	5-13	12-25	17,583	Evans	26 Davis
Jan 2	@ LA Clippers	L	105	113	7-12	5-14	12-26	15,711	Evans	18 Gasol, Green, Martin
Jan 5	WASHINGTON	L	100	102	7-13	5-14	12-27	16,988	Evans	26 Gasol
Jan 10	NEW ORLEANS	W	105	102	8-13	5-14	13-27	14,312	Evans	28 Green
Jan 12	@ Denver	L	78	87	8-13	5-15	13-28	15,607	Gasol	22 Gasol
Jan 15	LA LAKERS	W	123	114	9-13	5-15	14-28	17,794	D. Brooks	19 Evans, Green
Jan 17	NEW YORK	W	105	99	10-13	5-15	15-28	12,885	Evans	23 Green
Jan 19	SACRAMENTO	W	96	88	11-13	5-15	16-28	16,831	D. Brooks	22 Green
Jan 20	@ New Orleans	L	104	111	11-13	5-16	16-29	18,212	Selden	31 Green
Jan 22	PHILADELPHIA	W	105	101	12-13	5-16	17-29	14,288	Gasol	19 Martin
Jan 24	SAN ANTONIO	L	85	108	12-14	5-16	17-30	15,812	Gasol	18 D. Brooks, Gasol
Jan 26	LA CLIPPERS	L	100	109	12-15	5-16	17-31	16,369	Chalmers, Martin	17 Gasol
Jan 29	PHOENIX	W	120	109	13-15	5-16	18-31	13,202	Evans	27 Gasol
Jan 31	@ Indiana	L	101	105	13-15	5-17	18-32	15,093	Selden	24 Gasol
Feb 1	@ Detroit	L	102	104	13-15	5-18	18-33	17,481	Gasol	19 Gasol
Feb 4	@ Toronto	L	86	101	13-15	5-19	18-34	19,800	Gasol	20 Selden
Feb 6	@ Atlanta	L	82	108	13-15	5-20	18-35	11,866	Chalmers	13 Rabb
Feb 7	UTAH	L	88	92	13-16	5-20	18-36	13,187	Harrison	23 Green
Feb 11	@ Oklahoma City	L	92	110	13-16	5-21	18-37	18,203	Gasol	18 Green
Feb 14	OKLAHOMA CITY	L	114	121	13-17	5-21	18-38	16,012	Harrison	28 Evans
Feb 23	CLEVELAND	L	89	112	13-18	5-21	18-39	18,119	Evans, Green	15 Green
Feb 24	@ Miami	L	89	115	13-18	5-22	18-40	19,600	Harrison	17 Green
Feb 26	@ Boston	L	98	109	13-18	5-23	18-41	18,624	Green	21 Green
Feb 28	PHOENIX	L	102	110	13-19	5-23	18-42	13,484	Gasol	22 Gasol
Mar 2	DENVER	L	102	108	13-20	5-23	18-43	16,421	Gasol	22 Gasol
Mar 3	@ Orlando	L	100	107	13-20	5-24	18-44	17,875	McLemore	20 Green
Mar 5	@ San Antonio	L	98	100	13-20	5-25	18-45	18,418	Gasol	23 Green
Mar 7	@ Chicago	L	110	119	13-20	5-26	18-46	20,210	D. Brooks	29 Green
Mar 9	UTAH	L	78	95	13-21	5-26	18-47	15,622	D. Brooks	18 Gasol
Mar 10	@ Dallas	L	80	114	13-21	5-27	18-48	19,579	D. Brooks	17 Green
Mar 12	MILWAUKEE	L	103	121	13-22	5-27	18-49	14,112	Gasol	17 Davis, Gasol, Green
Mar 15	CHICAGO	L	110	111	13-23	5-27	18-50	16,511	Evans	25 Gasol, Green
Mar 17	DENVER	W	101	94	14-23	5-27	19-50	16,501	D. Brooks	24 Martin
Mar 19	@ Brooklyn	L	115	118	14-23	5-28	19-51	12,856	Harrison	19 Green
Mar 21	@ Philadelphia	L	105	119	14-23	5-29	19-52	10,411	Selden	18 Davis
Mar 22	@ Charlotte	L	79	140	14-23	5-30	19-53	15,033	Selden	18 Martin
Mar 24	LA LAKERS	L	93	100	14-24	5-30	19-54	18,119	Harrison	20 Green
Mar 26	@ Minnesota	W	101	93	14-24	6-30	20-54	16,290	Selden	21 Martin
Mar 28	PORTLAND	W	108	103	15-24	6-30	21-54	16,050	M. Brooks	21 Green
Mar 30	@ Utah	L	97	107	15-24	6-31	21-55	18,306	Gasol	28 Green
Apr 1	@ Portland	L	98	113	15-24	6-32	21-56	19,545	D. Brooks	28 Rabb
Apr 4	@ New Orleans	L	95	123	15-24	6-33	21-57	16,521	M. Brooks	25 Rabb
Apr 6	SACRAMENTO	L	93	94	15-25	6-33	21-58	16,527	M. Brooks	23 Rabb
Apr 8	DETROIT	W	130	117	16-25	6-33	22-58	16,044	M. Brooks	25 Gasol
Apr 9	@ Minnesota	L	94	113	16-25	6-34	22-59	17,641	McLemore	18 Rabb
Apr 11	@ Oklahoma City	L	123	137	16-25	6-35	22-60	18,203	D. Brooks	36 Rabb
Apr 11										11 Davis
										14 Curry
										11 Gordon
										11 Smith Jr.
										13 Gasol
										7 Anderson
										10 Walker
										9 Fournier
										9 Griffin
										10 Lopez
										7 McCollum
										9 Harden
										10 Antetokounmpo
										13 Collison
										9 Harden
										12 McCollum
										10 Barnes
										6 Jokić
										7 Carroll
										8 Aldridge
										13 Aldridge
										9 Butler
										8 Lee
										7 DeRozan
										13 Adams, Anthony
										7 Dragic
										15 Beal
										12 Bazemore
										10 Irving
										9 Thompson
										11 Warren
										15 Rivers
										6 Booker
										9 Ingram
										8 Curry
										9 Cauley-Stein
										6 L. Williams
										11 Beal
										14 Cousins
										11 Barton
										9 Caldwell-Pope
										23 Porzingis
										10 Fox
										16 Holiday
										8 Saric
										7 Mills
										12 L. Williams
										40 Warren
										9 Bogdanovic
										14 Griffin
										7 Wright
										11 Schroder
										7 Rubio
										12 George
										9 George
										11 Hill, James
										11 T. Johnson
										23 Irving
										34 Booker
										9 G. Harris
										13 Fournier, Vucevic
										15 Parker
										8 Markkanen
										11 Crowder
										10 Barnes
										27 Middleton
										10 LaVine
										13 Jokić
										16 Crabbe, LeVert
										11 Bellinelli, Covington, Redick, Saric
										8 Walker
										16 Kuzma
										11 Teague
										14 McCollum
										6 Mitchell
										13 Lillard
										7 Moore
										11 Cauley-Stein
										9 Tolliver
										8 Teague, Towns
										40





# SEASON REVIEW

## 2016-17 MEMPHIS GRIZZLIES (43-39)



**Back Row, standing (L-R):** Keith Smart, Bob Bender, James Ennis III, Zach Randolph, Brandon Wright, Marc Gasol, Deyonta Davis, JaMychal Green, Jarell Martin, J.B. Bickerstaff, Nick Van Exel, Adam Mazarei **Front Row, sitting (L-R):** Andrew Harrison, Troy Daniels, Mike Conley, David Fizdale, Wade Baldwin, Tony Allen, Wayne Selden Missing from picture: Vince Carter, Chandler Parsons

	--Field Goals--					--3-Point FG--			--Free Throws--			--Rebounds--												
Player	G	GS	Min	FG	FGA	Pct	FG	FGA	Pct	FT	FTA	Pct	Off	Def	Tot	Ast	PF	Dq	Stl	TO	Blk	Pts	Avg	
Conley	69	68	2292	464	1010	.459	171	420	.407	316	368	.859	31	211	242	433	126	0	92	156	19	1415	20.5	
Gasol	74	74	2531	532	1160	.459	104	268	.388	278	332	.837	60	403	463	338	171	1	67	166	99	1446	19.5	
Randolph	73	5	1786	433	964	.449	21	94	.223	141	193	.731	182	416	598	122	136	1	38	99	10	1028	14.1	
Allen	71	66	1914	274	595	.461	15	54	.278	80	130	.615	166	225	391	98	178	2	115	100	29	643	9.1	
Green	77	75	2101	250	499	.501	55	144	.382	134	167	.802	167	377	544	84	248	4	47	94	34	689	8.9	
Daniels	67	3	1183	185	495	.374	138	355	.389	43	54	.796	22	78	100	46	90	1	20	45	4	551	8.2	
Carter	73	15	1800	193	490	.394	112	296	.378	88	115	.765	36	191	227	133	163	1	60	50	36	586	8.0	
Wright	28	5	447	83	135	.615	0	1	.000	23	35	.657	31	47	78	15	42	0	11	10	20	189	6.8	
Ennis	64	28	1501	146	321	.455	51	137	.372	86	110	.782	69	190	259	64	165	2	46	59	19	429	6.7	
Parsons	34	34	675	75	222	.338	25	93	.269	35	43	.814	6	78	84	55	52	0	20	24	5	210	6.2	
Harrison	72	18	1474	117	360	.325	43	156	.276	148	194	.763	23	113	136	198	194	2	53	85	21	425	5.9	
Williams	24	13	418	51	123	.415	10	41	.244	15	25	.600	6	39	45	19	42	0	24	26	9	127	5.3	
Selden	11	2	189	20	50	.400	3	21	.143	12	18	.667	1	10	11	12	12	0	4	9	1	55	5.0	
Douglas	24	0	394	43	117	.368	7	42	.167	24	29	.828	13	48	61	56	50	0	18	21	5	117	4.9	
Martin	42	3	558	58	151	.384	9	25	.360	40	50	.800	42	120	162	8	91	1	17	28	9	165	3.9	
Baldwin	33	1	405	36	115	.313	3	22	.136	31	37	.838	11	35	46	61	40	0	18	39	7	106	3.2	
Davis	36	0	238	24	47	.511	0	0	0	0	0	0	18	556	20	40	60	2	40	0	3	8	17	1.6
GRIZZLIES	82	-	19905	2984	6854	.435	767	2169	.354	1504	1918	.784	886	2621	3507	1744	1840	15	653	1059	344	8239	100.5	
OPPONENTS	82	-	19905	2864	6465	.443	813	2299	.354	1658	2202	.753	761	2692	3453	1645	1708	10	574	1171	410	8199	100.0	

## QUICK FACTS

- Under first year head coach **David Fizdale**, the Grizzlies recorded their seventh straight winning season and playoff berth, marking the third longest active streaks in the NBA.
- For the second straight season, the Grizzlies faced the San Antonio Spurs in the first round, this time taking the Spurs to six games.
- Memphis shattered the single-season franchise record for three-pointers made (767) (prev. 620 in 2007-08).
- Mike Conley** averaged career highs in points per game (20.5), rebounds per game (3.5), field goal percentage (.459), three-pointers made per game (2.5), three-point percentage (.407), true shooting percentage (.604), usage rate (26.4) and PER (23.0). Conley Passed Pau Gasol (8,966) to become the team's all-time leader for points scored on Dec. 16 vs. Sacramento.
- Marc Gasol** earned his third All-Star appearance after averaging a career-high 19.5 points per game. Gasol also made 104 three-pointers on 38.8 percent shooting after making just 12 three-pointers on 18.2 percent shooting over his previous eight seasons.
- Zach Randolph** led all NBA reserves in double-doubles (19) and rebounds per game (8.2) off the bench. He also tied for the reserve lead in field goals per game (5.9), ranked second in offensive rebounds (2.5) and seventh in scoring (14.0).
- Vince Carter** turned 40 years old on Jan. 26 and became the sixth player in NBA history to score 20-or-more points after turning 40. Carter accomplished many other milestones, including climbing to 22nd all-time in points scored (24,555) and becoming the fifth player in NBA history to make 2,000 career three-point field goals.

## NBA STATISTICAL RANKINGS

Category	Memphis		Opponents		Category	Memphis		Opponents	
Points per game	100.5	29th	100.0	3rd	Assists Per Game	21.27	21st	20.06	3rd
Field Goal Pct.	.435	30th	.443	3rd	Steals Per Game	7.96	13th	7.00	6th
Free Throw Pct.	.784	13th	.753	2nd	Turnovers Per Game	12.91	6th	14.28	13th
3-Pt. Field Goal Pct.	.354	17th	.354	11th	Blocks Per Game	4.20	22nd	5.00	18th
Offensive Rebounds Per Game	10.80	10th	9.28	6th	Personal Fouls Per Game	22.44	29th	20.83	4th
Defensive Rebounds Per Game	31.96	27th	32.83	11th	Disqualifications	15	T-28th	10	T-6th
Rebounds Per Game	42.77	24th	42.11	7th	Points Per Game Differential	+0.50	13th		



# GAME BY GAME



Date	Opponent	Mem	Opp	Hm	Rd	Tot	Atten	Grizzlies Top Scorer	Grizzlies Top Rebounder	Opponent Top Scorer				
Oct 26	MINNESOTA	W	102	98	1-0	0-0	18,119	Conley	24	Randolph	11	Wiggins	25	
Oct 29	at New York	L	104	111	1-0	0-1	19,812	Gasol	20	Randolph	9	Porzingis	21	
Oct 30	WASHINGTON	W	112	103(OT)	2-0	0-1	21,543	Conley	24	Ennis III	12	Wall	22	
Nov 1	at Minnesota	L	80	116	2-0	0-2	2,272	Davis	17	Davis	6	LaVine	31	
Nov 2	NEW ORLEANS	W	89	83(OT)	3-0	0-2	3,581	Green	21	Gasol, Randolph	11	Stephenson	20	
Nov 4	LA CLIPPERS	L	88	99	3-1	0-2	3-3	17,115	Conley	30	Ennis III	11	Paul	27
Nov 6	PORTLAND	L	94	100	3-2	0-2	3-4	16,233	Gasol	21	Allen, Randolph	7	McCollum	37
Nov 8	DENVER	W	108	107	4-2	0-2	4-4	15,109	Carter	20	Randolph	8	Mudry	23
Nov 12	at Milwaukee	L	96	106	4-2	0-3	4-5	14,327	Gasol	18	Randolph	7	Antetokounmpo	27
Nov 14	at Utah	W	102	96	4-2	1-3	5-5	18,176	Gasol	22	Randolph	10	Ingles	20
Nov 16	at LA Clippers	W	111	107	4-2	2-3	6-5	19,060	Conley	30	Green	10	Redick	29
Nov 18	at Dallas	W	80	64	4-2	3-3	7-5	19,715	Parsons	12	Green	12	Barnes	15
Nov 19	MINNESOTA	W	93	71	5-2	3-3	8-5	17,112	Green	19	Green	8	LaVine	22
Nov 21	at Charlotte	W	105	90	5-2	4-3	9-5	14,181	Conley	31	Gasol, Green, Randolph	8	Kaminsky	23
Nov 23	at Philadelphia	W	104	99(2OT)	5-2	5-3	10-5	15,880	Gasol	27	Green	11	Ilyasova	22
Nov 25	MIAMI	L	81	90	5-3	5-3	10-6	17,222	Conley	16	Martin	12	T. Johnson	22
Nov 26	at Miami	W	110	107	5-3	6-3	11-6	19,600	Gasol	28	Allen	8	Walters	28
Nov 28	CHARLOTTE	L	85	104	5-4	6-3	11-7	13,143	Gasol	19	Martin	12	Lamb, Walker	21
Nov 30	at Toronto	L	105	120	5-4	6-4	11-8	19,800	Harrison	21	Gasol	8	Lowry	29
Dec 1	ORLANDO	W	95	94	6-4	6-4	12-8	13,344	Gasol	25	Martin	10	Fournier	28
Dec 3	LA LAKERS	W	103	100	7-4	6-4	13-8	17,017	Daniels	31	Green	13	Williams	28
Dec 5	at New Orleans	W	110	108(2OT)	7-4	7-4	14-8	13,795	Daniels	29	Green	15	Davis	24
Dec 6	PHILADELPHIA	W	96	91	8-4	7-4	15-8	13,521	Gasol	26	Randolph	14	Ilyasova	23
Dec 8	PORTLAND	W	88	86	9-4	7-4	16-8	14,317	Gasol	36	Green	18	McCollum	24
Dec 10	GOLDEN STATE	W	110	89	10-4	7-4	17-8	18,119	Allen, Gasol	19	Green	10	Durant	21
Dec 13	at Cleveland	L	86	103	10-4	7-5	17-9	20,562	Randolph	18	Martin	10	Love	29
Dec 14	CLEVELAND	W	93	85	11-4	7-5	18-9	17,449	Daniels	20	Gasol	11	Jones	15
Dec 16	SACRAMENTO	L	92	96	11-5	7-5	18-10	15,987	Gasol	20	Allen, Randolph	9	Cousins	25
Dec 18	UTAH	L	73	82	11-6	7-5	18-11	18,562	Conley	14	Green	10	Hayward	22
Dec 20	BOSTON	L	109	112(OT)	11-7	7-5	18-12	16,519	Daniels, Gasol	24	Green	12	Thomas	44
Dec 21	at Detroit	W	98	86	11-7	8-5	19-12	16,033	Gasol	38	Green	9	Jackson, Leuer	31
Dec 23	HOUSTON	W	115	109	12-7	8-5	20-12	17,454	Conley	24	Gasol, Green, Randolph	5	Anderson	18
Dec 26	at Orlando	L	102	112	12-7	8-6	20-13	17,104	Conley	17	Martin	8	Gordon	30
Dec 27	at Boston	L	103	113	12-7	8-7	20-14	18,624	Conley	26	Randolph	10	Bradley	23
Dec 29	OKLAHOMA CITY	W	114	80	13-7	8-7	21-14	18,119	Gasol	25	Allen	9	Westbrook	31
Dec 31	at Sacramento	W	112	98	13-7	9-7	22-14	17,608	Conley	22	Conley	8	Cousins	26
Jan 3	at LA Lakers	L	102	118	13-7	9-8	22-15	18,997	Gasol	22	Randolph	9	Young	20
Jan 4	at LA Clippers	L	106	115	13-7	9-9	22-16	19,060	Conley	23	Conley, Randolph	7	Rivers	28
Jan 6	at Golden State	W	128	119(OT)	13-7	10-9	23-16	19,596	Conley, Randolph	27	Allen	12	Curry	40
Jan 8	UTAH	W	88	79	14-7	10-9	24-16	16,112	Conley	19	Randolph	11	Hayward	22
Jan 11	at Oklahoma City	L	95	103	14-7	10-10	24-17	18,203	Conley	22	Green	10	Westbrook	24
Jan 13	at Houston	W	110	105	14-7	11-10	25-17	18,055	Allen	22	Randolph	12	Harden	27
Jan 15	CHICAGO	L	104	108	14-8	11-10	25-18	18,119	Conley	28	Randolph	16	McDermott	31
Jan 18	at Washington	L	101	104	14-8	11-11	25-19	15,079	Gasol	28	Green	13	Porter Jr., Wall	25
Jan 20	SACRAMENTO	W	107	91	15-8	11-11	26-19	16,991	Gasol	28	Allen, Randolph	10	Cousins	19
Jan 21	HOUSTON	L	95	119	15-9	11-11	26-20	18,119	Gasol	32	Green	9	Dekker	30
Jan 25	TORONTO	W	101	99	16-9	11-11	27-20	15,904	Gasol	42	Allen	11	Lowry	29
Jan 27	at Portland	L	109	112	16-9	11-12	27-21	19,558	Gasol	32	Randolph	13	Lillard	33
Jan 28	at Utah	W	102	95	16-9	12-12	28-21	19,911	Randolph	28	Randolph	9	Hood	20
Jan 30	at Phoenix	W	115	96	16-9	13-12	29-21	16,332	Conley	38	Green	8	Booker	33
Feb 1	at Denver	W	119	99	16-9	14-12	30-21	22,020	Gasol	24	Green	8	Arthur, Gallinari, Mudry	14
Feb 3	at Oklahoma City	L	102	114	16-9	14-13	30-22	18,203	Gasol	31	Randolph	10	Westbrook	38
Feb 4	at Minnesota	W	107	99	16-9	15-13	31-22	15,061	Green	29	Randolph	10	Towns	27
Feb 6	SAN ANTONIO	W	89	74	17-9	15-13	32-22	16,708	Gasol, Randolph	15	Gasol	8	Lee	14
Feb 8	PHOENIX	W	110	91	18-9	15-13	33-22	16,044	Conley	23	Green	10	Booker	20
Feb 10	GOLDEN STATE	L	107	122	18-10	15-13	33-23	18,119	Conley	20	Randolph	13	Thompson	36
Feb 13	at Brooklyn	W	112	103	18-10	16-13	34-23	13,597	Conley	32	Gasol	9	Dirnwidde, Lopez	17
Feb 15	NEW ORLEANS	L	91	95	18-11	16-13	34-24	16,145	Conley	17	Gasol	12	Hill	23
Feb 24	at Indiana	L	92	102	18-11	16-14	34-25	17,923	Daniels	13	Randolph	8	Miles	17
Feb 26	at Denver	W	105	98	18-11	17-14	35-25	18,024	Conley	31	Randolph	11	Gallinari	24
Feb 28	PHOENIX	W	130	112	19-11	17-14	36-25	15,871	Conley	29	Randolph	8	Bledsoe	20
Mar 3	at Dallas	L	100	104	19-11	17-15	36-26	19,480	Conley	30	Randolph	10	Curry	24
Mar 4	at Houston	L	108	123	19-11	17-16	36-27	18,055	Conley	23	Green	10	Harden	33
Mar 6	BROOKLYN	L	109	122	19-12	17-16	36-28	15,505	Gasol	32	Green	9	Kilpatrick	23
Mar 9	LA CLIPPERS	L	98	114	19-13	17-16	36-29	16,642	Conley	20	Randolph	11	Rivers	20
Mar 11	ATLANTA	L	90	107	19-14	17-16	36-30	17,523	Green	20	Green	11	Prince	17
Mar 13	MILWAUKEE	W	113	93	20-14	17-16	37-30	16,770	Carter	24	Gasol, Randolph	7	Antetokounmpo	18
Mar 15	at Chicago	W	98	91	20-14	18-16	38-30	21,583	Conley, Gasol	27	Conley, Randolph	9	Rondo	17
Mar 16	at Atlanta	W	103	91	20-14	19-16	39-30	17,063	Conley	22	Green	12	Hardaway Jr.	18
Mar 18	SAN ANTONIO	W	104	96	21-14	19-16	40-30	18,119	Conley	19	Allen, Conley, Randolph	7	Leonard	22
Mar 21	at New Orleans	L	82	95	21-14	19-17	40-31	15,973	Conley	16	Randolph	10	Cousins	41
Mar 23	at San Antonio	L	90	97	21-14	19-18	40-32	18,418	Conley	22	Gasol	10	Aldridge	23
Mar 26	at Golden State	L	94	106	21-14	19-19	40-33	19,596	Conley	29	Ennis III, Green	8	Thompson	31
Mar 27	at Sacramento	L	90	91	21-14	19-20	40-34	17,608	Conley	22	Randolph	15	Collison	23
Mar 29	INDIANA	W	110	97	22-14	19-20	41-34	16,367	Conley	36	Ennis III	10	George	22
Mar 31	DALLAS	W	99	90	23-14	19-20	42-34	17,317	Conley	28	Randolph	12	Barea, Matthews, Nowitzki	13
Apr 2	at LA Lakers	L	103	108	23-14	19-21	42-35	18,997	Conley, Daniels	20	Allen	9	Russell	28
Apr 4	at San Antonio	L	89	95(OT)	23-14	19-22	42-36	18,418	Conley	19	Randolph	16	Leonard	32
Apr 5	OKLAHOMA CITY	L	100	103	23-15	19-22	42-37	17,298	Gasol	23	Randolph	9	Westbrook	40
Apr 7	NEW YORK	W	101	88	24-15	19-22	43-37	17,631	Conley	31	Gasol	10	Lee	16
Apr 9	DETROIT	L	90	103	24-16	19-22	43-38	16,521	Conley	15	Green	7	Bullock, Marjanovic	14
Apr 12	DALLAS	L	93	100	24-17	19-22	43-39	16,274	Conley, Randolph	15	Gasol	8	Brussino, Harris	15

INTRO

PLAYERS

EXECUTIVE

BASKETBALL OPS

BUSINESS OPS

MEDIA

COMMUNITY

HISTORY

PLAYOFFS

REVIEW

OPPONENTS

NBA

FEDERATION

AT A GLANCE





# SEASON REVIEW

## 2015-16 MEMPHIS GRIZZLIES (42-40)



**Back Row, standing (L-R):** Elston Turner, Duane Ticknor, Bob Thornton, Vince Carter, Jarell Martin, Zach Randolph, Chris Andersen, Marc Gasol, Ryan Hollins, Brandon Wright, JaMychal Green, Matt Barnes, Shawn Respert, Jeff Zedelik **Front Row, sitting (L-R):** Lance Stephenson, Jordan Farmar, Xavier Munford, Mike Conley, Dave Joergel, Tony Allen, Ray McCallum, P.J. Hairston, Jordan Adams

--Field Goals--																									--3-Point FG--				--Free Throws--				--Rebounds--									
Player	G	GS	Min	FG	FGA	Pct	FG	FGA	Pct	FT	FTA	Pct	Off	Def	Tot	Ast	PF	Dq	Stl	TO	Blk	Pts	Avg																			
Gasol	52	52	1791	328	707	.464	2	3	.667	203	245	.829	58	304	362	196	141	0	50	118	70	861	16.6																			
Conley	56	56	1761	294	696	.422	78	215	.363	191	229	.834	26	138	164	342	100	0	67	84	16	857	15.3																			
Randolph	68	53	2016	431	907	.475	6	26	.231	172	216	.796	179	350	529	142	146	0	43	105	13	1040	15.3																			
Stephenson	26	3	692	146	308	.474	11	31	.355	66	81	.815	21	94	115	73	56	0	19	46	6	369	14.2																			
Je. Green	53	31	1544	240	557	.431	42	136	.309	124	155	.800	55	186	241	98	102	0	40	69	19	646	12.2																			
Chalmers	55	7	1253	172	412	.417	45	138	.326	206	249	.827	23	120	143	211	165	0	80	101	12	595	10.8																			
Lee	51	37	1489	192	419	.458	51	138	.370	76	92	.826	19	99	118	76	79	0	52	49	16	511	10.0																			
Barnes	76	45	2190	264	693	.381	119	370	.322	111	138	.804	84	336	420	163	234	1	78	121	57	758	10.0																			
Farmar	12	10	291	42	100	.420	16	45	.356	10	10	1.000	4	21	25	37	22	0	15	18	2	110	9.2																			
Allen	64	57	1620	215	469	.458	15	42	.357	90	138	.652	104	192	296	70	175	1	110	78	18	535	8.4																			
Ja. Green	78	15	1446	230	495	.465	15	45	.333	103	137	.752	139	234	373	67	189	1	46	83	33	578	7.4																			
Hairston	18	9	375	46	132	.348	16	69	.232	16	22	.727	7	39	46	9	31	0	8	17	4	124	6.9																			
Wright	12	2	212	35	52	.673	0	0	---	13	24	.542	14	29	43	6	21	0	5	10	15	83	6.9																			
McCallum	10	3	219	28	79	.354	10	26	.385	3	5	.600	2	14	16	27	15	0	7	13	3	69	6.9																			
V. Carter	60	3	1005	133	343	.388	59	169	.349	70	84	.833	31	115	146	56	101	0	38	35	16	395	6.6																			
Udrih	8	0	120	20	46	.435	4	11	.364	3	3	1.000	2	7	9	26	11	0	3	11	1	47	5.9																			
Munford	14	0	244	32	77	.416	9	23	.391	7	14	.500	3	28	31	22	25	0	13	15	3	80	5.7																			
Martin	27	0	380	54	116	.466	0	2	.000	45	62	.726	39	47	86	15	58	0	8	19	7	153	5.7																			
Stephenson	4	0	61	8	26	.308	0	0	---	4	10	.400	18	8	26	2	8	1	1	0	3	20	5.0																			
Weber	6	4	166	13	38	.342	0	5	.000	3	4	.750	8	16	24	20	11	0	9	9	3	29	4.8																			
Andersen	20	14	366	34	62	.548	2	9	.222	22	32	.688	33	56	89	9	25	0	14	7	10	92	4.6																			
Hollins	32	9	412	45	72	.625	0	0	---	26	42	.619	40	47	87	10	58	0	6	21	20	116	3.6																			
Adams	2	0	15	2	6	.333	0	1	.000	3	5	.600	0	2	2	3	2	0	3	2	0	7	3.5																			
Ennis	10	0	40	4	13	.308	2	8	.250	6	10	.600	4	3	7	2	1	0	4	2	2	16	1.6																			
Williams	5	0	45	2	10	.200	1	4	.250	3	4	.750	1	3	4	2	0	0	1	0	0	8	1.6																			
Smith	15	0	66	7	22	.318	1	5	.200	8	13	.615	1	8	9	11	5	0	5	7	1	23	1.5																			
Cotton	5	0	6	2	2	1.000	0	0	---	0	0	---	0	0	0	0	0	0	0	0	0	4	0.8																			
Stokes	2	0	4	0	0	---	0	0	---	0	0	---	1	1	2	0	0	0	0	0	0	0	0.0																			
GRIZZLIES	82	-	19830	3019	6859	.440	504	1521	.331	1584	2024	.783	916	2497	3413	1697	1783	4	724	1090	350	8126	99.1																			
OPPONENTS	82	-	19830	2947	6459	.456	797	2185	.365	1619	2107	.768	830	2711	3541	1792	1732	9	576	1327	469	8310	101.3																			

## QUICK FACTS

- Despite overwhelming injuries and unprecedented roster turnover, Memphis recorded its sixth straight winning season and postseason berth.
- The Grizzlies made NBA history with 28 different players logging minutes over the course of the regular season, eclipsing the previous league record of 27 set by the 1996-97 Dallas Mavericks.
- Memphis' final count for games lost to injury/illness totaled 301 by the end of the regular season.
- Marc Gasol** (right foot), **Mike Conley** (left Achilles), **Mario Chalmers** (right Achilles) and **Brandon Wright** (right knee) all sustained what proved to be season-ending injuries in February and March.
- The short-handed Grizzlies entered the NBA Playoffs as the seventh seed against the second-seeded San Antonio Spurs and lost the series in four games.
- Three different Grizzlies (**Marc Gasol** on Nov. 20, **Matt Barnes** on March 11, **Zach Randolph** on March 19) recorded their first career triple-doubles during the regular season, all coming in Grizzlies wins.
- Mike Conley** was honored with the NBA Sportsmanship Award, becoming just the third player to earn multiple honors since the award's inception... **Vince Carter** won the Twyman-Stokes Teammate of the Year Award.

## NBA STATISTICAL RANKINGS

Category	Memphis	Opponents	Category	Memphis	Opponents
Points per game	99.1 24th	101.3 11th	Assists Per Game	20.70 25th	21.85 13th
Field Goal Pct.	.440 23rd	.456 18th	Steals Per Game	8.84 6th	7.04 3rd
Free Throw Pct.	.783 9th	.768 24th	Turnovers Per Game	13.29 25th	16.19 3rd
3-Pt. Field Goal Pct.	.331 29th	.365 22nd	Blocks Per Game	4.27 21st	5.72 29th
Offensive Rebounds Per Game	11.17 8th	10.12 12th	Personal Fouls Per Game	21.20 4th	21.12 22nd
Defensive Rebounds Per Game	30.45 30th	33.06 12th	Disqualifications	4 T-2nd	9 T-12th
Rebounds Per Game	41.62 28th	43.18 11th	Points Per Game Differential	-2.24 20th	



# GAME BY GAME



Date	Opponent	Mem	Opp	Hm	Rd	Tot	Atten	Grizzlies Top Scorer	Grizzlies Top Rebounder	Opponent Top Scorer
Oct 28	CLEVELAND	L	76	106	0-1	0-0	0-1	18,119	Gasol, Randolph	12 Love
Oct 29	at Indiana	W	112	103	0-1	1-0	1-1	18,165	Gasol	8 Hill
Oct 31	BROOKLYN	W	101	91	1-1	1-0	2-1	16,013	Conley	22 Bogdanovic
Nov 2	at Golden State	L	69	119	1-1	1-1	2-2	19,596	Gasol	13 Curry
Nov 3	at Sacramento	W	103	89	1-1	2-1	3-2	17,317	Randolph	10 Gay
Nov 5	at Portland	L	96	115	1-1	2-2	3-3	19,393	Lee	18 Lillard
Nov 7	at Utah	L	79	89	1-1	2-3	3-4	19,456	Conley	20 Burke
Nov 9	at LA Clippers	L	92	94	1-1	2-4	3-5	19,060	Randolph	9 Griffin
Nov 11	GOLDEN STATE	L	84	100	1-2	2-4	3-6	18,119	Gasol	26 Ja. Green
Nov 13	PORTLAND	W	101	100	2-2	2-4	4-6	16,919	Gasol	31 Randolph
Nov 15	at Minnesota	W	114	106	2-2	3-4	5-6	12,066	Je. Green	21 Randolph
Nov 16	OKLAHOMA CITY	W	122	114	3-2	3-4	6-6	17,270	Chalmers	29 Randolph
Nov 20	HOUSTON	W	96	84	4-2	3-4	7-6	17,555	Conley	26 Gasol
Nov 21	at San Antonio	L	82	92	4-2	3-5	7-7	18,418	Conley	16 Gasol
Nov 24	DALLAS	W	110	96	5-2	3-5	8-7	17,381	Conley	21 Gasol
Nov 25	at Houston	W	102	93	5-2	4-5	9-7	18,143	Je. Green	20 Barnes
Nov 27	ATLANTA	L	101	116	5-3	4-5	9-8	17,844	Conley	16 Gasol
Nov 29	PHILADELPHIA	W	92	84	6-3	4-5	10-8	15,622	Conley	20 Gasol
Dec 1	at New Orleans	W	113	104	6-3	5-5	11-8	16,020	Gasol	38 Gasol
Dec 3	SAN ANTONIO	L	83	103	6-4	5-5	11-9	17,013	Conley, Chalmers, Gasol	15 Gasol
Dec 6	PHOENIX	W	95	93	7-4	5-5	12-9	16,022	Gasol	22 Ja. Green, Randolph
Dec 8	OKLAHOMA CITY	L	88	125	7-5	5-5	12-10	16,415	Chalmers	19 Gasol
Dec 9	at Detroit	W	93	92	7-5	6-5	13-10	13,411	Randolph	21 Randolph
Dec 11	CHARLOTTE	L	99	123	7-6	6-5	13-11	17,111	Gasol	17 Gasol
Dec 13	at Miami	L	97	100	7-6	6-6	13-12	19,813	Je. Green	26 Barnes
Dec 14	WASHINGTON	W	112	95	8-6	6-6	14-12	15,397	Gasol	24 Gasol
Dec 16	at Chicago	L	85	98	8-6	6-7	14-13	21,032	Lee	18 Randolph
Dec 18	at Dallas	L	88	97	8-6	6-8	14-14	20,299	Conley	20 Gasol, Randolph
Dec 19	INDIANA	W	96	84	9-6	6-8	15-14	18,119	Conley	20 Gasol
Dec 22	at Philadelphia	W	104	90	9-6	7-8	16-14	15,552	Gasol	19 Barnes
Dec 23	at Washington	L	91	100	9-6	7-9	16-15	15,879	Conley	21 Je. Green
Dec 26	at Charlotte	L	92	98	9-6	7-10	16-16	19,091	Randolph	19 Randolph
Dec 27	LA LAKERS	W	112	96	10-6	7-10	17-16	18,119	Conley	19 Barnes, Ja. Green
Dec 29	MIAMI	W	99	90	10-6	7-10	18-16	18,119	Gasol	23 Gasol
Jan 2	at Utah	L	87	92	10-6	7-11	18-17	18,455	Gasol	20 Je. Green
Jan 4	at Portland	W	91	78	11-6	8-11	19-17	18,832	Randolph	26 Randolph
Jan 6	at Oklahoma City	L	94	112	11-6	8-12	19-18	18,203	Chalmers	26 Chalmers
Jan 8	DENVER	W	91	84	12-6	8-12	20-18	17,499	Randolph	24 Allen, Je. Green
Jan 10	BOSTON	W	101	98	13-6	8-12	21-18	17,112	Randolph	25 Randolph
Jan 12	HOUSTON	L	91	107	13-7	8-12	21-19	16,044	Gasol	20 Randolph
Jan 14	DETROIT	W	103	101	14-7	8-12	22-19	15,977	Chalmers	25 Allen
Jan 16	NEW YORK	W	103	95	15-7	8-12	23-19	18,119	Gasol	37 Allen, Barnes
Jan 18	NEW ORLEANS	W	101	99	16-7	8-12	24-19	18,119	Barnes, Gasol, Je. Green, Lee	16 Gasol
Jan 21	at Denver	W	102	101	16-7	9-12	25-19	16,140	Gasol	27 Barnes
Jan 23	at Minnesota	L	101	106	16-7	9-13	25-20	15,608	Chalmers	19 Conley
Jan 25	ORLANDO	W	108	102	10-7	9-13	26-20	15,779	Je. Green	30 Randolph
Jan 28	MILWAUKEE	W	103	83	16-7	9-13	27-20	15,244	Gasol	21 Gasol
Jan 30	SACRAMENTO	W	121	117	19-7	9-13	28-20	18,119	Je. Green	29 Gasol
Feb 1	at New Orleans	W	110	95	19-7	10-13	29-20	15,210	Je. Green	24 Randolph
Feb 5	at New York	W	91	85	19-7	11-13	30-20	19,812	Je. Green	16 Barnes, Gasol
Feb 6	DALLAS	L	110	114	10-7	11-13	30-21	18,119	Gasol	22 Randolph
Feb 8	PORTLAND	L	106	112	10-7	11-13	30-22	15,892	Conley	27 Randolph
Feb 10	at Brooklyn	W	109	90	19-9	12-13	31-22	14,262	Gasol	20 Allen, Chalmers
Feb 19	MINNESOTA	W	109	104	20-9	12-13	32-22	18,119	Conley	25 Ja. Green
Feb 21	at Toronto	L	85	98	20-9	12-14	32-23	19,800	Randolph	18 Barnes, Carter
Feb 24	LA LAKERS	W	128	119	21-9	12-14	33-23	18,119	Barnes	25 Ja. Green, Randolph
Feb 26	at LA Lakers	W	112	95	21-9	13-14	34-23	18,997	Hairston	21 Randolph
Feb 27	at Phoenix	L	106	111	21-9	13-15	34-24	17,101	Conley, Randolph	19 Andersen
Feb 29	at Denver	W	103	96	21-9	14-15	35-24	20,324	Randolph	22 Barnes
Mar 2	SACRAMENTO	W	104	98	22-9	14-15	36-24	15,310	Conley	24 Ja. Green, Randolph
Mar 4	UTAH	W	94	88	23-9	14-15	37-24	17,188	Randolph	25 Andersen
Mar 6	PHOENIX	L	100	109	23-10	14-15	37-25	17,291	Conley	22 Randolph
Mar 7	at Cleveland	W	106	103	23-10	15-15	38-25	20,562	Allen	26 Ja. Green
Mar 9	at Boston	L	96	116	23-10	15-16	38-26	17,790	Carter, Ja. Green	17 Ja. Green
Mar 11	NEW ORLEANS	W	121	114	24-10	15-16	39-26	18,119	Stephenson	33 Barnes
Mar 12	at Atlanta	L	83	95	24-10	15-17	39-27	17,515	Stephenson	18 Allen
Mar 14	at Houston	L	81	130	24-10	15-18	39-28	18,226	Martin	17 Stephenson
Mar 16	MINNESOTA	L	108	114	24-11	15-18	39-29	16,588	Stephenson	22 Stephenson
Mar 17	at Milwaukee	L	86	96	24-11	15-19	39-30	11,740	Barnes	20 Hollins
Mar 19	LA CLIPPERS	W	113	102	25-11	15-19	40-30	18,119	Randolph	28 Randolph
Mar 21	at Phoenix	W	103	97	25-11	16-19	41-30	15,868	Stephenson	16 Randolph
Mar 22	at LA Lakers	L	100	107	25-11	16-20	41-31	18,997	Allen	27 Carter
Mar 25	at San Antonio	L	104	110	25-11	16-21	41-32	18,418	Ja. Green	20 Andersen
Mar 28	SAN ANTONIO	L	87	101	25-12	16-21	41-33	17,133	Carter	14 Barnes
Mar 30	DENVER	L	105	106	25-13	16-21	41-34	16,401	Randolph	26 Ja. Green
Apr 1	TORONTO	L	95	99	25-14	16-21	41-35	17,077	Randolph	16 Ja. Green
Apr 3	at Orlando	L	107	119	25-14	16-22	41-36	17,741	Barnes	24 Ja. Green
Apr 5	CHICAGO	W	108	92	26-14	16-22	42-36	17,591	Randolph	27 Randolph
Apr 8	at Dallas	L	93	103	26-14	16-23	42-37	20,211	Allen	25 Allen, Andersen, Barnes
Apr 9	GOLDEN STATE	L	99	100	26-15	16-23	42-38	18,119	Barnes	24 Barnes
Apr 12	at LA Clippers	L	84	110	26-15	16-24	42-39	19,147	Randolph	14 Ja. Green
Apr 13	at Golden State	L	104	125	26-15	16-25	42-40	19,956	Randolph	24 Barnes

INTRO

PLAYERS

EXECUTIVE

BASKETBALL

OPS

BUSINESS

OPS

MEDIA

COMMUNITY

COMMUNITY

HISTORY

PLAYOFFS

REVIEW

OPONENTS

NBA

FEDERATION

AT A GLANCE





# SEASON REVIEW

## 2014-15 MEMPHIS GRIZZLIES (55-27)



**Back Row, standing (L-R):** Duane Ticknor, Elston Turner, Bob Thornton, JaMychal Green, Jarnell Stokes, Jeff Green, Kosta Koufos, Marc Gasol, Zach Randolph, Jon Leuer, Vince Carter, Jordan Adams, Jason March, Shawn Respert, Jeff Bzdelik **Front Row, sitting (L-R):** Russ Smith, Beno Udrih, Mike Conley, Dave Joergel, Tony Allen, Courtney Lee, Nick Calathes

	--Field Goals--					--3-Point FG--			--Free Throws--			--Rebounds--											
Player	G	GS	Min	FG	FGA	Pct	FG	FGA	Pct	FT	FTA	Pct	Off	Def	Tot	Ast	PF	Dq	Stl	TO	Blk	Pts	Avg
Gasol	81	81	2687	530	1072	.494	3	17	.176	350	440	.795	115	515	630	307	208	2	70	176	131	1413	17.4
Randolph	71	71	2304	454	932	.487	7	20	.350	228	298	.765	225	522	747	153	175	1	69	156	14	1143	16.1
Conley	70	70	2225	393	882	.446	107	277	.386	214	249	.859	29	180	209	375	139	0	89	156	14	1107	15.8
Je. Green	45	37	1361	210	492	.427	50	138	.362	118	143	.825	43	144	187	81	81	0	26	52	21	588	13.1
Lee	77	74	2354	288	643	.448	90	224	.402	111	129	.860	21	157	178	151	129	1	75	78	12	777	10.1
Allen	63	41	1648	225	455	.495	10	29	.345	79	126	.627	103	177	280	86	166	1	129	86	30	539	8.6
Udrih	79	12	1494	246	505	.487	26	97	.268	87	102	.853	20	123	143	220	88	0	46	89	8	605	7.7
Prince	26	9	628	75	183	.410	15	33	.455	25	30	.833	21	62	83	37	22	0	9	15	6	190	7.3
Carter	66	1	1091	135	406	.333	69	232	.297	45	57	.789	27	106	133	79	102	0	43	43	14	384	5.8
Koufos	81	3	1348	182	358	.508	0	0	---	55	85	.647	121	305	426	37	148	0	29	69	63	419	5.2
Leuer	63	6	824	121	273	.443	7	29	.241	37	59	.627	50	157	207	46	86	1	17	35	9	286	4.5
Pondexter	30	2	540	48	135	.356	17	73	.233	21	30	.700	20	37	57	28	47	0	5	10	5	134	4.5
Calathes	58	0	838	104	247	.421	11	43	.256	24	45	.533	19	87	106	146	100	1	63	61	5	243	4.2
Smith	6	0	36	6	15	.400	1	5	.200	12	13	.923	1	2	3	6	7	0	3	5	0	25	4.2
Adams	30	0	248	35	86	.407	10	25	.400	14	23	.609	9	19	28	16	24	0	16	14	7	94	3.1
Stokes	19	2	126	21	37	.568	0	0	---	15	28	.536	16	18	34	4	25	1	5	7	5	57	3.0
Ja. Green	20	1	139	23	40	.575	0	4	.000	8	10	.800	16	23	39	4	19	0	5	12	3	54	2.7
Thomas	2	0	7	1	1	1.000	0	0	---	2	2	1.000	0	0	0	1	0	0	0	0	0	4	2.0
Lucas	1	0	6	0	1	.000	0	0	---	0	0	---	0	0	0	0	1	0	1	0	0	0	0.0
GRIZZLIES	82	-	19905	3097	6763	.458	423	1246	.339	1445	1869	.773	856	2634	3490	1777	1567	8	700	1094	347	8062	98.3
OPPONENTS	82	-	19905	2954	6684	.442	663	1889	.351	1225	1651	.742	864	2616	3480	1652	1662	13	604	1257	424	7796	95.1

## QUICK FACTS

- Memphis closed the book on another successful season, recording the second-highest win total in franchise history and a club-record third consecutive 50-win campaign.
- The Grizzlies earned a fifth consecutive trip to the NBA Playoffs, joining the San Antonio Spurs as the only Western Conference team to make all of the past five postseasons.
- Memphis advanced past the Portland Trail Blazers in the first round of the playoffs and took the top-seeded Golden State Warriors to six games in the Western Conference Semifinals.
- The Grizzlies set franchise records for total home attendance (710,502) and average home attendance (17,329) for FedExForum, recording 16 sellouts over the course of the season.
- Grizzlies Head Coach **Dave Joergel** was named Western Conference Coach of the Month for October/November 2014 after guiding Memphis to an NBA-best 15-2 record over the first month of the season.
- Marc Gasol** became the first player in franchise history to be named to the All-NBA First Team and the first Grizzlies player ever voted into the starting lineup for the NBA All-Star Game.
- Marc Gasol** tipped off the 2015 NBA All-Star Game against older brother **Pau Gasol**, becoming the first brothers in NBA history to start an All-Star Game and the first siblings to play in the same NBA All-Star Game since **Tom** and **Dick Van Arsdale** (1970 and 1971).
- Tony Allen** was named to the NBA All-Defensive First Team, his fourth All-Defensive selection in his first five seasons with the Grizzlies.
- After sustaining multiple facial fractures and undergoing facial surgery during the Grizzlies' first-round playoff series against Portland, **Mike Conley** scored a game-high 22 points and led Memphis to victory in Game 2 of the Western Conference Semifinals, handing Golden State just its third home loss of the 2014-15 regular season or postseason.

## NBA STATISTICAL RANKINGS

Category	Memphis		Opponents		Category	Memphis		Opponents	
Points per game	98.3	20th	95.1	2nd	Assists Per Game	21.67	14th	20.15	4th
Field Goal Pct.	.458	9th	.442	10th	Steals Per Game	8.54	6th	7.37	8th
Free Throw Pct.	.773	7th	.742	7th	Turnovers Per Game	13.34	7th	15.34	8th
3-Pt. Field Goal Pct.	.339	22nd	.351	18th	Blocks Per Game	4.23	24th	5.17	20th
Offensive Rebounds Per Game	10.44	20th	10.54	8th	Personal Fouls Per Game	19.11	9th	20.27	15th
Defensive Rebounds Per Game	32.12	15th	31.90	11th	Disqualifications	8	T-16th	13	T-4th
Rebounds Per Game	42.56	21st	42.44	8th	Points Per Game Differential	3.24	8th		



# GAME BY GAME



Date	Opponent	Mem	Opp	Hm	Rd	Tot	Atten	Grizzlies Top Scorer	Grizzlies Top Rebounder	Opponent Top Scorer				
Oct 29	MINNESOTA	W	105	101	1-0	0-0	17,731	Gasol	32	Randolph	13	Young	26	
Oct 31	at Indiana	W	97	89	1-0	1-0	2-0	14,441	Randolph	22	Randolph	13	Copeland	16
Nov 1	at Charlotte	W	71	69	1-0	2-0	3-0	18,113	Gasol	22	Randolph	12	Jefferson	19
Nov 3	NEW ORLEANS	W	93	81	2-0	2-0	4-0	15,302	Gasol	16	Allen, Gasol, Randolph	11	Evans	21
Nov 5	at Phoenix	W	102	91	2-0	3-0	5-0	15,377	Conley	24	Randolph, Leuer	6	Bledsoe	23
Nov 7	at Oklahoma City	W	91	89	2-0	4-0	6-0	18,203	Conley	20	Gasol	9	Jackson	22
Nov 8	at Milwaukee	L	92	93	2-0	4-1	6-1	13,841	Randolph	22	Randolph	14	Antetokounmpo	18
Nov 11	LA LAKERS	W	107	102	3-0	4-1	7-1	17,618	Conley	23	Randolph	10	Bryant	28
Nov 13	SACRAMENTO	W	111	110	4-0	4-1	8-1	15,666	Conley	22	Randolph	8	Gay	25
Nov 15	DETROIT	W	95	88	5-0	4-1	9-1	17,215	Gasol	23	Randolph	22	Singler	21
Nov 17	HOUSTON	W	119	93	6-0	4-1	10-1	17,012	Conley	19	Randolph	7	Ariza	16
Nov 19	at Toronto	L	92	96	6-0	4-2	10-2	19,800	Gasol	22	Randolph	18	DeRozan	21
Nov 21	BOSTON	W	117	100	7-0	4-2	11-2	17,712	Gasol	32	Randolph	16	Olynyk	18
Nov 23	LA CLIPPERS	W	107	91	8-0	4-2	12-2	18,119	Conley	30	Gasol	12	Paul	22
Nov 26	at LA Lakers	W	99	93	8-0	5-2	13-2	18,997	Gasol, Gasol	19	Gasol	11	Bryant	22
Nov 28	at Portland	W	112	99	8-0	6-2	14-2	19,459	Gasol	26	Randolph	13	Matthews	26
Nov 30	at Sacramento	W	97	85	8-0	7-2	15-2	16,240	Randolph	22	Randolph	12	Gay	20
Dec 3	at Houston	L	96	105	8-0	7-3	15-3	18,151	Conley	15	Gasol	7	Harden	21
Dec 5	SAN ANTONIO	L	101	107	8-1	7-3	15-4	18,119	Gasol	28	Gasol	12	Ginobili	17
Dec 7	MIAMI	W	103	87	9-1	7-3	16-4	16,572	Leuer	20	Leuer	12	Wade	25
Dec 9	DALLAS	W	114	105	10-1	7-3	17-4	16,512	Gasol	30	Randolph	13	Parsons	30
Dec 12	CHARLOTTE	W	113	107 (2ot)	11-1	7-3	18-4	15,897	Randolph	20	Randolph	111	Walker	28
Dec 13	at Philadelphia	W	120	115 (2ot)	11-1	8-3	19-4	13,698	Conley	36	Randolph	11	Covington	24
Dec 16	GOLDEN STATE	W	105	98	12-1	8-3	20-4	18,119	Randolph	24	Randolph	10	Thompson	22
Dec 17	at San Antonio	W	117	116 (2ot)	12-1	9-3	21-4	18,581	Gasol	26	Randolph	21	Green	25
Dec 19	CHICAGO	L	97	103	12-2	9-3	21-5	18,119	Conley	21	Randolph	12	Butler	31
Dec 21	at Cleveland	L	91	105	12-2	9-4	21-6	20,562	Gasol	23	Gasol	11	James	25
Dec 22	UTAH	L	91	97	12-3	9-4	21-7	16,991	Conley	28	Gasol	12	Burks	23
Dec 26	HOUSTON	L	111	117 (2ot)	12-4	9-4	21-8	18,119	Gasol	29	Prince	9	Harden	32
Dec 27	at Miami	W	103	95	12-4	10-4	22-8	19,744	Conley	24	Gasol	10	Wade	25
Dec 30	SAN ANTONIO	W	95	87	13-4	10-4	23-8	18,119	Conley	30	Gasol	9	Belinelli, Joseph	18
Jan 2	at LA Lakers	W	109	106	13-4	11-4	24-8	18,997	Conley	19	Gasol	10	Davis, Lin	20
Jan 3	at Denver	L	85	114	13-4	11-5	24-9	16,350	Gasol	18	Koufos	9	Lawson	25
Jan 5	NEW YORK	W	105	83	14-4	11-5	25-9	16,888	Conley	22	Gasol	8	Acy	19
Jan 7	at Atlanta	L	86	96	14-4	11-6	25-10	17,126	Conley	17	Conley	9	Teague	25
Jan 9	at New Orleans	L	95	106	14-4	11-7	25-11	17,639	Conley, Gasol	19	Randolph	11	Holiday	23
Jan 11	PHOENIX	W	122	110 (2ot)	15-4	11-7	26-11	17,212	Randolph	27	Randolph	17	Thomas	20
Jan 14	at Brooklyn	W	103	92	15-4	12-7	27-11	16,516	Randolph	20	Randolph	14	Plumlee	15
Jan 16	at Orlando	W	106	96	15-4	13-7	28-11	18,141	Je. Green	21	Gasol	16	Payton	22
Jan 17	PORTLAND	W	102	98	16-4	13-7	29-11	18,119	Randolph	20	Randolph	15	Aldridge	32
Jan 19	DALLAS	L	95	103	16-5	13-7	29-12	18,119	Conley	22	Randolph	15	Ellis	25
Jan 21	TORONTO	W	92	86	17-5	13-7	30-12	15,112	Gasol	26	Randolph	13	Williams	21
Jan 24	PHILADELPHIA	W	101	83	18-5	13-7	31-12	17,579	Je. Green	18	Randolph	14	Grant	16
Jan 26	ORLANDO	W	103	94	19-5	13-7	32-12	15,407	Randolph	24	Gasol, Randolph	10	Oladipo, Vucevic	18
Jan 27	at Dallas	W	109	90	19-5	14-7	33-12	20,160	Randolph	22	Randolph	17	Ellis, Parsons	19
Jan 29	DENVER	W	99	69	20-5	14-7	34-12	16,736	Randolph	15	Randolph	17	Chandler, Faried	10
Jan 31	OKLAHOMA CITY	W	85	74	21-5	14-7	35-12	18,119	Randolph	21	Randolph	18	Durant	15
Feb 2	at Phoenix	W	102	101	21-5	15-7	36-12	17,991	Conley	23	Koufos	11	Thomas	24
Feb 4	at Utah	W	100	90	21-5	16-7	37-12	19,911	Gasol	23	Randolph	11	Burke	21
Feb 6	at Minnesota	L	89	90	21-5	16-8	37-13	14,388	Conley, Gasol, Je. Green	15	Randolph	10	Wiggins	24
Feb 8	ATLANTA	W	94	88	22-5	16-8	38-13	18,119	Conley	21	Randolph	15	Teague	22
Feb 10	BROOKLYN	W	95	86	23-5	16-8	39-13	16,901	Randolph	19	Gasol	11	Anderson, Plumlee	15
Feb 11	at Oklahoma City	L	89	105	23-5	16-9	39-14	18,203	Randolph	16	Randolph	11	Durant	26
Feb 22	at Portland	W	98	92	23-5	17-9	40-14	19,782	Gasol	21	Randolph	9	Lillard	18
Feb 23	at LA Clippers	W	90	87	23-5	18-9	41-14	19,161	Conley	18	Randolph	10	Paul	30
Feb 25	at Sacramento	L	90	102	23-5	18-10	41-15	16,794	Randolph	20	Koufos	9	Gay	28
Feb 27	LA CLIPPERS	L	79	97	23-6	18-10	41-16	18,119	Randolph	20	Randolph	10	Crawford, Paul	19
Feb 28	at Minnesota	W	101	97	23-6	19-10	42-16	19,356	Gasol	27	Gasol, Randolph	11	Wiggins	25
Mar 3	UTAH	L	82	93	23-7	19-10	42-17	16,779	Lee	18	Koufos	10	Favors, Hayward	21
Mar 4	at Houston	W	102	100	23-7	20-10	43-17	18,224	Randolph	21	Allen, Randolph	8	Jones	21
Mar 6	LA LAKERS	W	97	90	24-7	20-10	44-17	17,399	Gasol	24	Randolph	13	Clarkson	25
Mar 7	at New Orleans	L	89	95	24-7	20-11	44-18	17,346	Je. Green	20	Allen	8	Evans	26
Mar 9	at Chicago	W	101	91	24-7	21-11	45-18	21,815	Gasol	23	Randolph	9	Snell	21
Mar 11	at Boston	L	92	95	24-7	21-12	45-19	17,135	Conley	20	Randolph	8	Bradley	17
Mar 12	at Washington	L	87	107	24-7	21-13	45-20	18,186	Ja. Green, Stokes	13	Stokes	8	Gortat	22
Mar 14	MILWAUKEE	W	96	83	25-7	21-13	46-20	18,119	Lee	17	Gasol, Koufos	7	Antetokounmpo	19
Mar 16	DENVER	W	92	81	26-7	21-13	47-20	16,614	Randolph	21	Randolph	16	Nelson	24
Mar 17	at Detroit	L	95	105	26-7	21-14	47-21	14,399	Je. Green	21	Gasol	11	Caldwell-Pope	24
Mar 20	at Dallas	W	112	101	26-7	22-14	48-21	20,399	Randolph	21	Gasol	10	Harris, Nowitzki	16
Mar 21	PORTLAND	W	97	86	27-7	22-14	49-21	17,898	Je. Green	23	Allen	11	Lillard	27
Mar 23	at New York	W	103	82	27-7	23-14	50-21	19,812	Randolph	23	Gasol	8	Galloway	19
Mar 25	CLEVELAND	L	89	111	27-8	23-14	50-22	18,119	Gasol	18	Allen	8	Irving	24
Mar 27	GOLDEN STATE	L	84	107	27-9	23-14	50-23	18,119	Conley, Je. Green	16	Je. Green	7	Curry	38
Mar 29	at San Antonio	L	89	104	27-9	23-15	50-24	18,581	Randolph	20	Randolph	13	Leonard	25
Mar 30	SACRAMENTO	W	97	83	28-9	23-15	51-24	17,218	Conley	18	Koufos	12	Gay	24
Apr 3	OKLAHOMA CITY	W	100	92	29-9	23-15	52-24	18,119	Je. Green	22	Koufos	11	Kanter	24
Apr 4	WASHINGTON	L	83	92	29-10	23-15	52-25	18,119	Gasol	18	Gasol	11	Beal	20
Apr 8	NEW ORLEANS	W	110	74	30-10	23-15	53-25	17,518	Gasol, Je. Green, Randolph	15	Randolph	13	Davis	23
Apr 10	at Utah	W	89	88	30-10	24-15	54-25	18,873	Gasol	22	Randolph	10	Hayward	27
Apr 11	at LA Clippers	L	86	94	30-10	24-16	54-26	19,401	Randolph	21	Randolph	13	Griffin, Redick	18
Apr 13	at Golden State	L	107	111	30-10	24-17	54-27	19,596	Adams	19	Ja. Green	8	Thompson	42
Apr 15	INDIANA	W	95	83	31-10	24-17	55-27	17,109	Gasol	33	Gasol	13	Miles	26

INTRO

PLAYERS

EXECUTIVE

BASKETBALL

BUSINESS

MEDIA

COMMUNITY

HISTORY

PLAYOFFS

REVIEW

OPONENTS

NBA

FEDERATION

AT A GLANCE





# SEASON REVIEW

## 2013-14 MEMPHIS GRIZZLIES (50-32)



**Back Row, standing (L-R):** Duane Ticknor, Elston Turner, Tayshaun Prince, Ed Davis, Jon Leuer, Kosta Koufos, Marc Gasol, Zach Randolph, James Johnson, Quincy Pondexter, Bob Thornton, Shawn Respert, Jason March **Front Row, sitting (L-R):** Mike Miller, Jamaal Franklin, Mike Conley, Dave Joerger, Nick Calathes, Courtney Lee, Tony Allen

	--Field Goals--						--3-Point FG--			--Free Throws--			--Rebounds--										
Player	G	GS	Min	FG	FGA	Pct	FG	FGA	Pct	FT	FTA	Pct	Off	Def	Tot	Ast	PF	Dq	Stl	TO	Blk	Pts	Avg
Randolph	79	79	2705	560	1198	.467	2	20	.100	250	337	.742	265	530	795	200	210	0	54	183	23	1372	17.4
Conley	73	73	2446	463	1030	.450	105	291	.361	225	276	.815	41	172	213	441	141	1	110	150	13	1256	17.2
Gasol	59	59	1970	336	711	.473	2	11	.182	185	241	.768	84	340	424	215	150	1	59	111	76	859	14.6
Lee	49	47	1469	205	431	.476	49	142	.345	81	90	.900	21	117	138	83	90	0	45	48	19	540	11.0
Allen	55	28	1278	204	413	.494	11	47	.234	76	121	.628	79	129	208	94	121	0	90	90	19	495	9.0
Bayless	31	5	650	90	239	.377	25	83	.301	45	57	.789	8	51	59	66	72	1	20	22	5	250	8.1
Johnson	52	4	956	143	308	.464	22	87	.253	76	90	.844	60	106	166	111	102	1	42	66	57	384	7.4
Miller	82	4	1707	213	443	.481	107	233	.459	46	56	.821	30	177	207	130	95	0	26	77	5	579	7.1
Koufos	80	22	1349	227	459	.495	0	0	---	60	93	.645	160	258	418	39	182	1	32	67	71	514	6.4
Pondexter	15	2	270	31	79	.392	11	34	.324	21	26	.808	10	16	26	20	18	0	5	15	1	94	6.3
Leuer	49	0	642	121	246	.492	23	49	.469	37	47	.787	37	121	158	20	63	0	18	27	13	302	6.2
Prince	76	76	1948	200	492	.407	20	69	.290	34	60	.567	32	202	234	119	63	0	39	41	19	454	6.0
Davis	63	4	956	155	290	.534	0	0	---	47	89	.528	92	168	260	27	114	0	17	40	43	357	5.7
Calathes	71	7	1173	142	311	.457	19	61	.311	44	72	.611	23	114	137	207	117	0	66	101	8	347	4.9
Morris	5	0	66	6	16	.375	2	7	.286	1	3	.333	4	4	8	8	3	0	3	6	0	15	3.0
Udrih	10	0	55	10	18	.556	2	2	1.000	5	6	.833	0	2	2	6	4	0	1	5	1	27	2.7
Franklin	21	0	162	16	39	.410	5	11	.455	2	2	1.000	4	19	23	6	23	0	4	11	2	39	1.9
Curry	1	0	4	0	0	---	0	0	---	0	0	---	0	0	0	0	0	0	0	0	0	0	0.0
GRIZZLIES	82	-	19805	3122	6723	.464	405	1147	.353	1235	1666	.741	950	2526	3476	1792	1568	5	631	1124	375	7884	96.1
OPPONENTS	82	-	19805	2924	6500	.450	615	1731	.355	1292	1686	.766	809	2403	3212	1632	1553	6	591	1162	410	7755	94.6

## QUICK FACTS

- Memphis recorded 50 wins and recorded back-to-back 50-win seasons for the first time in franchise history.
- The Grizzlies made their fourth consecutive postseason appearance, a franchise first, taking the Oklahoma City Thunder to seven games in the first round of the playoffs.
- Memphis closed the season by winning its final 14 home games, recording the longest single-season home winning streak in club history.
- The Grizzlies went 33-13 (.717) following **Marc Gasol's** return from injury on Jan. 14.
- Grizzlies Head Coach **Dave Joerger** set a franchise record for winning percentage by a first-year head coach (.610). Joerger would record the highest winning percentage of any of the 10 first-year head coaches during the season.
- **Dave Joerger** was named Western Conference Coach of the Month in January 2014 and April 2014, becoming the first person to earn the honor twice in his first season as a head coach since the award was divided into conferences prior to the 2002-03 season.
- **Mike Conley** won the 2013-14 NBA Sportsmanship Award and became the franchise career leader in games played, surpassing former record-holder **Rudy Gay** on Jan. 29, 2014 at Sacramento.
- **Zach Randolph** became the franchise career leader for double-doubles on Jan. 28, 2014 at Portland, moving ahead of **Pau Gasol**.
- **Mike Miller** ranked second in the NBA and set a single-season franchise record for three-point field goal percentage (.459).

## NBA STATISTICAL RANKINGS

Category	Memphis		Opponents		Category	Memphis		Opponents	
Points per game	96.1	27th	94.6	3rd	Assists Per Game	21.85	14th	19.90	4th
Field Goal Pct.	.464	7th	.450	9th	Steals Per Game	7.70	14th	7.21	7th
Free Throw Pct.	.741	23rd	.766	27th	Turnovers Per Game	13.71	4th	14.17	20th
3-Pt. Field Goal Pct.	.353	19th	.338	2nd	Blocks Per Game	4.57	16th	5.00	19th
Offensive Rebounds Per Game	11.59	9th	9.87	2nd	Personal Fouls Per Game	19.12	5th	18.94	2nd
Defensive Rebounds Per Game	30.80	21st	29.30	1st	Disqualifications	5	T-5th	6	T-24th
Rebounds Per Game	42.39	19th	39.17	1st	Points Per Game Differential	+4.1	7th		



# GAME BY GAME



Date	Opponent	Mem	Opp	Hm	Rd	Tot	Atten	Grizzlies Top Scorer	Grizzlies Top Rebounder	Opponent Top Scorer		
Oct 30	at San Antonio	L	94	101	0-0	0-1	0-1	18,581	Allen	15 Gasol	9 Diaw, Leonard	14
Nov 1	DETROIT	W	111	108 (ot)	1-0	0-1	1-1	18,119	Conley	22 Randolph	10 Smith, Stuckey	19
Nov 2	at Dallas	L	99	111	1-0	0-2	1-2	20,262	Conley	24 Randolph	14 Nowitzki	24
Nov 4	BOSTON	W	95	88	2-0	0-2	2-2	15,872	Bayless, Conley, Randolph	15 Gasol	8 Green	22
Nov 6	NEW ORLEANS	L	84	99	2-1	0-2	2-3	15,209	Conley	26 Miller	6 Gordon	19
Nov 9	GOLDEN STATE	W	108	90	3-1	0-2	3-3	16,989	Randolph	23 Randolph	11 Curry	22
Nov 11	at Indiana	L	79	95	3-1	0-3	3-4	13,130	Gasol	15 Davis	7 George	23
Nov 13	TORONTO	L	87	103	3-2	0-3	3-5	15,971	Conley	29 Gasol, Randolph	10 Gay	23
Nov 15	at LA Lakers	W	89	86	3-2	1-3	4-5	18,997	Randolph	28 Randolph	11 Meeks	25
Nov 17	at Sacramento	W	97	86	3-2	2-3	5-5	15,630	Randolph	22 Randolph	10 Outlaw	18
Nov 18	at LA Clippers	W	106	102	3-2	3-3	6-5	19,060	Randolph	26 Randolph	15 Griffin	23
Nov 20	at Golden State	W	88	81 (ot)	3-2	4-3	7-5	19,596	Randolph	21 Randolph	12 Thompson	21
Nov 22	SAN ANTONIO	L	86	102	3-3	4-3	7-6	17,109	Conley	28 Randolph	10 Parker	20
Nov 25	HOUSTON	L	86	93	3-4	4-3	7-7	15,246	Prince	16 Koufos	13 Parsons	17
Nov 27	at Boston	W	100	93	3-4	5-3	8-7	17,319	Bayless	22 Koufos	13 Green	26
Nov 30	BROOKLYN	L	88	97	3-5	5-3	8-8	17,012	Pondexter	22 Koufos	11 Johnson	26
Dec 3	PHOENIX	W	110	91	4-5	5-3	9-8	15,069	Leuer	23 Koufos	12 Marc. Morris	18
Dec 5	LA CLIPPERS	L	81	101	4-6	5-3	9-9	15,112	Koufos	17 Randolph	12 Collison, Crawford, Paul	15
Dec 7	GOLDEN STATE	L	82	108	4-7	5-3	9-10	15,088	Miller	16 Koufos	16 Thompson	30
Dec 9	ORLANDO	W	94	85	5-7	5-3	10-10	13,511	Randolph	19 Leuer, Randolph	12 Nelson, Nicholson	19
Dec 11	OKLAHOMA CITY	L	100	116	5-8	5-3	10-11	16,345	Conley	20 Randolph	8 Westbrook	27
Dec 13	at New Orleans	L	98	104	5-8	5-4	10-12	15,516	Leuer	19 Randolph	10 Gordon	25
Dec 15	MINNESOTA	L	93	101	5-9	5-4	10-13	15,417	Conley	28 Randolph	12 Love	30
Dec 17	LA LAKERS	L	92	96	5-10	5-4	10-14	17,217	Randolph	18 Randolph	16 Bryant, Gasol	21
Dec 18	at Dallas	L	91	105	5-10	5-5	10-15	19,425	Allen	16 Allen	11 Nowitzki	20
Dec 21	at New York	W	95	87	5-10	6-5	11-15	19,812	Randolph	25 Randolph	15 Anthony	30
Dec 23	UTAH	W	104	94	6-10	6-5	12-15	16,665	Randolph	22 Randolph	10 Burke, Jefferson	18
Dec 26	at Houston	L	92	100	6-10	6-6	12-16	18,201	Randolph	23 Randolph	17 Harden	27
Dec 28	DENVER	W	120	99	7-10	6-6	13-16	17,017	Randolph	20 Koufos	12 Lawson	20
Dec 30	CHICAGO	L	91	95	7-11	6-6	13-17	17,668	Conley	26 Johnson, Randolph	10 Butler	26
Jan 2	at Phoenix	W	99	91	7-11	7-6	14-17	14,844	Randolph	20 Randolph	15 Dragic	33
Jan 3	at Denver	L	108	111	7-11	7-7	14-18	17,608	Randolph	25 Randolph	13 Lawson	18
Jan 5	at Detroit	W	112	84	7-11	8-7	15-18	14,134	Leuer	23 Randolph	16 Monroe	19
Jan 7	SAN ANTONIO	L	108	110 (ot)	7-12	8-7	15-19	15,916	Conley	30 Leuer	9 Duncan	24
Jan 10	PHOENIX	W	104	99	8-12	8-7	16-19	17,049	Conley	31 Davis	17 Dragic	21
Jan 12	ATLANTA	W	108	101	9-12	8-7	17-19	16,841	Conley	21 Randolph	12 Millsap	21
Jan 14	OKLAHOMA CITY	W	90	87	10-12	8-7	18-19	17,177	Lee	24 Randolph	13 Durant	37
Jan 15	at Milwaukee	W	99	90	10-12	9-7	19-19	11,379	Conley, Johnson	15 Davis	9 Knight	27
Jan 17	SACRAMENTO	W	91	90	11-12	9-7	20-19	16,212	Conley	25 Randolph	9 Cousins	22
Jan 20	NEW ORLEANS	L	92	95	11-13	9-7	20-20	17,485	Randolph	23 Randolph	20 Davis	27
Jan 24	at Houston	W	88	87	11-13	10-7	21-20	16,998	Lee	19 Randolph	8 Parsons	34
Jan 25	HOUSTON	W	99	81	12-13	10-7	22-20	17,512	Conley	17 Randolph	17 Harden	16
Jan 28	at Portland	W	98	81	12-13	11-7	23-20	19,385	Randolph	23 Randolph	10 Aldridge	27
Jan 29	at Sacramento	W	99	89	12-13	12-7	24-20	15,195	Conley	27 Randolph	7 Thomas	24
Jan 31	at Minnesota	W	94	90	12-13	13-7	25-20	17,429	Randolph	26 Randolph	12 Love	28
Feb 1	MILWAUKEE	W	99	90	13-13	13-7	26-20	17,017	Randolph	23 Randolph	10 Knight	23
Feb 3	at Oklahoma City	L	77	86	13-13	13-8	26-21	18,203	Gasol, Randolph	13 Randolph	13 Durant	31
Feb 5	DALLAS	L	96	110	13-14	13-8	26-22	16,118	Randolph	25 Randolph	9 Nowitzki	26
Feb 8	at Atlanta	W	79	76	13-14	14-8	27-22	15,190	Randolph	20 Gasol	8 Millsap	20
Feb 9	at Cleveland	L	83	91 (ot)	13-14	14-9	27-23	16,484	Calathes	17 Gasol	9 Irving	38
Feb 11	WASHINGTON	W	92	89	14-14	14-9	28-23	15,613	Calathes, Gasol	18 Randolph	10 Beal	37
Feb 12	at Orlando	W	86	81	14-14	15-9	29-23	15,310	Randolph	20 Lee	6 Harris, Vucevic	13
Feb 18	NEW YORK	W	98	93	15-14	15-9	30-23	17,317	Conley	22 Randolph	8 Hardaway Jr.	23
Feb 21	LA CLIPPERS	W	102	96	16-14	15-9	31-23	17,963	Randolph	21 Randolph	11 Griffin	28
Feb 22	at Charlotte	L	89	92	16-14	15-10	31-24	18,317	Conley	16 Randolph	11 Walker	31
Feb 26	LA LAKERS	W	108	103	17-14	15-10	32-24	16,989	Lee	18 Gasol	12 Meeks	19
Feb 28	at Oklahoma City	L	107	113	17-14	15-11	32-25	18,203	Miller	19 Randolph	10 Durant	37
Mar 1	CLEVELAND	W	110	96	18-14	15-11	33-25	17,011	Randolph	23 Randolph	14 Irving	28
Mar 3	at Washington	W	110	104	18-14	16-11	34-25	14,065	Prince	21 Randolph	10 Wall	23
Mar 5	at Brooklyn	L	94	103	18-14	16-12	34-26	17,053	Leuer	19 Koufos	8 Johnson	21
Mar 7	at Chicago	W	85	77	18-14	17-12	35-26	21,318	Conley	18 Randolph	11 Gibson	18
Mar 8	CHARLOTTE	W	111	89	19-14	17-12	36-26	17,298	Conley	20 Koufos	10 Jefferson	17
Mar 11	PORTLAND	W	109	99	20-14	17-12	37-26	17,391	Gasol	19 Randolph	12 Lillard	32
Mar 12	at New Orleans	W	90	88	20-14	18-12	38-26	16,513	Randolph	16 Gasol, Randolph	9 Davis	29
Mar 14	at Toronto	L	86	99	20-14	18-13	38-27	18,465	Conley	16 Randolph	8 Valanciunas	23
Mar 15	at Philadelphia	W	103	77	20-14	19-13	39-27	15,164	Conley	19 Davis	11 Carter-Williams	23
Mar 19	UTAH	W	96	86	21-14	19-13	40-27	17,011	Randolph	21 Randolph	11 Burke, Burks, Hayward	16
Mar 21	at Miami	L	86	91	21-14	19-14	40-28	20,007	Randolph	25 Randolph	14 Allen	18
Mar 22	INDIANA	W	82	71	22-14	19-14	41-28	18,119	Conley	21 Randolph	13 Stephenson	15
Mar 24	MINNESOTA	W	109	92	23-14	19-14	42-28	17,784	Conley	23 Gasol	12 Love	16
Mar 26	at Utah	W	91	87	23-14	20-14	43-28	19,081	Randolph	22 Randolph	13 Favors	22
Mar 28	at Golden State	L	93	100	23-14	20-15	43-29	19,596	Randolph	21 Gasol, Randolph	7 Curry	33
Mar 30	at Portland	L	98	105	23-14	20-16	43-30	19,994	Randolph	21 Randolph	7 Aldridge	28
Mar 31	at Denver	W	94	92	23-14	21-16	44-30	14,570	Randolph	20 Randolph	11 Mozgov	23
Apr 2	at Minnesota	L	88	102	23-14	21-17	44-31	12,009	Gasol	18 Gasol	7 Love	24
Apr 4	DENVER	W	100	92	24-14	21-17	45-31	17,011	Gasol	24 Randolph	15 Foye	21
Apr 6	at San Antonio	L	92	112	24-14	21-18	45-32	18,581	Johnson	20 Gasol, Randolph	6 Ginobili, Leonard	26
Apr 9	MIAMI	W	107	102	25-14	21-18	46-32	18,119	Conley	26 Gasol	14 James	37
Apr 11	PHILADELPHIA	W	117	95	26-14	21-18	47-32	17,456	Gasol	21 Randolph	11 Wroten, Young	18
Apr 13	at LA Lakers	W	102	90	26-14	22-18	48-32	18,997	Conley	24 Gasol	15 Meeks	20
Apr 14	at Phoenix	W	97	91	26-14	23-18	49-32	18,422	Randolph	32 Randolph	9 Mark. Morris	21
Apr 16	DALLAS	W	106	105 (ot)	27-14	23-18	50-32	17,323	Randolph	27 Randolph	14 Nowitzki	30

INTRO

PLAYERS

EXECUTIVE

BASKETBALL

BUSINESS

MEDIA

COMMUNITY

HISTORY

PLAYOFFS

REVIEW

OPPONENTS

NBA

FEDERATION

AT A GLANCE





# SEASON REVIEW

## 2012-13 MEMPHIS GRIZZLIES (56-26)



**Back Row, standing (L-R):** Henry Bibby, David Joerger, Mitchell Anderson, Tayshaun Prince, Jon Leuer, Dexter Pittman, Marc Gasol, Austin Daye, Zach Randolph, Darrell Arthur, Bob Thornton, Lloyd Pierce, Barry Hecker **Front Row, sitting (L-R):** Quincy Pondexter, Tony Wroten, Mike Conley, Lionel Hollins, Jerryd Bayless, Keyon Dooling, Tony Allen

Player	--Field Goals--					--3-Point FG--			--Free Throws--			--Rebounds--					Dq	Stl	TO	Blk	Pts	Avg	
	G	GS	Min	FG	FGA	Pct	FG	FGA	Pct	FT	FTA	Pct	Off	Def	Tot	Ast							
Gay	42	42	1541	281	688	.408	40	129	.310	121	156	.776	56	193	249	108	87	1	56	104	31	723	17.2
Randolph	76	75	2607	471	1024	.460	2	23	.087	225	300	.750	310	544	854	108	180	0	61	150	31	1169	15.4
Conley	80	80	2757	414	940	.440	106	294	.361	234	282	.830	43	182	225	487	171	0	174	189	24	1168	14.6
Gasol	80	80	2796	429	869	.494	1	14	.071	268	316	.848	184	438	622	318	255	2	80	157	139	1127	14.1
Allen	79	79	2109	284	638	.445	3	24	.125	134	187	.717	121	242	363	98	211	1	119	94	44	705	8.9
Prince	37	36	1174	144	336	.429	15	41	.366	22	37	.595	29	126	155	85	41	0	27	35	12	325	8.8
Bayless	80	4	1765	260	621	.419	71	201	.353	102	122	.836	22	154	176	264	168	1	59	120	17	693	8.7
Davis	36	4	544	74	143	.517	0	0	---	37	65	.569	57	103	160	8	80	0	13	18	47	185	5.1
Speights	40	2	579	106	247	.429	2	5	.400	48	67	.716	76	113	189	18	86	0	10	35	27	262	6.6
Pondexter	59	1	1243	128	299	.428	60	152	.395	59	75	.787	43	89	132	61	95	0	35	42	6	375	6.4
Arthur	59	3	970	162	359	.451	5	18	.278	33	46	.717	68	101	169	33	126	1	24	43	33	362	6.1
Ellington	40	4	676	81	199	.407	41	97	.423	15	16	.938	5	47	52	42	38	0	16	24	1	218	5.5
Dooling	7	0	82	10	21	.476	5	12	.417	6	7	.857	0	1	1	8	8	0	1	5	0	31	4.4
Daye	31	0	328	47	111	.423	20	58	.345	11	16	.688	6	54	60	21	39	0	9	16	14	125	4.0
Johnson	8	0	102	11	25	.440	6	18	.333	1	2	.500	5	6	11	2	5	0	4	3	0	29	3.6
Wroten	35	0	272	33	86	.384	4	16	.250	21	29	.724	13	15	28	43	34	0	8	29	4	91	2.6
Selby	10	0	59	6	22	.273	1	6	.167	7	11	.636	0	5	5	4	7	0	2	7	0	20	2.0
Leuer	19	0	96	15	24	.625	0	0	---	4	7	.571	8	16	24	3	10	0	4	3	0	34	1.8
Haddadi	13	0	87	7	21	.333	0	0	---	1	2	.500	10	14	24	4	15	0	1	4	6	15	1.1
Pittman	7	0	20	1	6	.167	0	0	---	0	3	.000	3	2	5	0	4	0	0	1	0	2	0.3
GRIZZLIES	82	-	19805	2964	6679	.444	382	1108	.345	1349	1746	.773	1059	2445	3504	1715	1660	6	703	1144	436	7659	93.4
OPPONENTS	82	-	19805	2748	6312	.435	504	1489	.338	1319	1763	.748	845	2359	3204	1599	1643	13	600	1268	450	7319	89.3

## QUICK FACTS

- Memphis set franchise records for overall wins (56), overall winning percentage (.683), home wins (32), road wins (24) and road winning percentage (.585), advancing to the Western Conference Finals for the first time in team history.
- As the fifth seed in the Western Conference Playoffs, the Grizzlies won two playoff series as the lower-seeded team, defeating the Los Angeles Clippers in the first round and ousting the top-seeded Oklahoma City Thunder in the conference semifinals before being eliminated by the San Antonio Spurs in the conference finals.
- Memphis finished second in the Southwest Division for the second consecutive season.
- The Grizzlies allowed a league-best 89.3 points per game to opponents, becoming the first NBA team to hold opponents under 90 points per game since the 2005-06 season.
- **Zach Randolph** earned his second career All-Star selection, becoming the first Grizzlies player to make multiple All-Star appearances.
- **Marc Gasol** was named the 2012-13 NBA Defensive Player of the Year and selected to the All-NBA Second Team and the NBA All-Defensive Second Team, all career firsts.
- **Tony Allen** was selected to his second consecutive NBA All-Defensive First Team, while **Mike Conley** earned NBA All-Defensive Second Team honors after leading the NBA in total steals (franchise-record 174).
- The Grizzlies announced the sale of the team to an investment group led by **Robert J. Pera** on Oct. 31, 2012.

## NBA STATISTICAL RANKINGS

Category	Memphis		Opponents		Category	Memphis		Opponents	
Points per game	95.0	20th	93.0	5th	Assists Per Game	19.55	T-24th	19.30	4th
Field Goal Pct.	.447	16th	.444	12th	Steals Per Game	9.56	1st	7.85	16th
Free Throw Pct.	.759	13th	.764	25th	Turnovers Per Game	14.47	T-14th	17.12	1st
3-Pt. Field Goal Pct.	.326	25th	.345	11th	Blocks Per Game	5.23	12th	5.50	22th
Offensive Rebounds Per Game	12.59	5th	11.05	12th	Personal Fouls Per Game	19.94	12th	19.32	13th
Defensive Rebounds Per Game	29.45	26th	29.61	8th	Disqualifications	7	T-18th	8	T-10th
Rebounds Per Game	42.0	16th	40.7	7th	Points Per Game Differential	+2.0	12th		



# GAME BY GAME



Date	Opponent	Mem	Opp	Hm	Rd	Tot	Atten	Grizzlies Top Scorer	Grizzlies Top Rebounder	Opponent Top Scorer	
Oct 31	at LA Clippers	L	92	101	0-0	0-1	19,060	Gay	25	Randolph	
Nov 2	at Golden State	W	104	94	0-0	1-1	19,596	Conley, Gasol	21	Randolph	
Nov 5	UTAH	W	103	94	1-0	1-1	17,401	Gasol	22	Randolph	
Nov 7	at Milwaukee	W	108	90	1-0	2-1	11,465	Randolph, Speights	18	Randolph	
Nov 9	HOUSTON	W	93	85	2-0	2-1	16,087	Gay	21	Randolph	
Nov 11	MIAMI	W	104	86	3-0	2-1	5-1	18,119	Ellington	25	Randolph
Nov 14	at Oklahoma City	W	107	97	3-0	3-1	6-1	18,203	Gay	28	Randolph
Nov 16	NEW YORK	W	105	95	4-0	3-1	7-1	17,516	Gasol	24	Randolph
Nov 17	at Charlotte	W	94	87	4-0	4-1	8-1	16,541	Conley	20	Randolph
Nov 19	DENVER	L	92	97	4-1	4-1	8-2	15,111	Gay	22	Randolph
Nov 23	LA LAKERS	W	106	98	5-1	4-1	9-2	18,119	Gay	21	Randolph
Nov 26	CLEVELAND	W	84	78	6-1	4-1	10-2	13,485	Gasol, Randolph	19	Randolph
Nov 28	TORONTO	W	103	82	7-1	4-1	11-2	14,603	Speights	12	Randolph
Nov 30	DETROIT	W	90	78	8-1	4-1	12-2	16,732	Gay	18	Gasol
Dec 1	at San Antonio	L	95	99 (ot)	8-1	4-2	12-3	18,581	Gasol	20	Randolph
Dec 4	PHOENIX	W	108	98 (ot)	9-1	4-2	13-3	14,481	Randolph	38	Randolph
Dec 7	at New Orleans	W	96	89	9-1	5-2	14-3	13,998	Gay	28	Gasol
Dec 8	ATLANTA	L	83	93	9-2	5-2	14-4	17,612	Gasol, Randolph	18	Randolph
Dec 12	at Phoenix	L	80	82	9-2	5-3	14-5	13,093	Gay	21	Gay
Dec 14	at Denver	L	96	99	9-2	5-4	14-6	16,367	Gay	21	Gasol
Dec 15	at Utah	W	89	86	9-2	6-4	15-6	18,183	Randolph	25	Randolph
Dec 17	CHICAGO	W	80	71	10-2	6-4	16-6	17,305	Conley	17	Randolph
Dec 19	MILWAUKEE	W	90	80	11-2	6-4	17-6	16,007	Randolph	15	Randolph
Dec 21	DALLAS	W	92	82	12-2	6-4	18-6	17,677	Gay	26	Randolph
Dec 22	at Houston	L	96	121	12-2	6-5	18-7	18,029	Conley	16	Randolph
Dec 26	PHILADELPHIA	L	89	99	12-3	6-5	18-8	16,055	Randolph	23	Randolph
Dec 29	DENVER	W	81	72	13-3	6-5	19-8	17,707	Gay	19	Speights
Dec 31	at Indiana	L	83	88	13-3	6-6	19-9	14,979	Randolph	21	Randolph
Jan 2	at Boston	W	93	83	13-3	7-6	20-9	18,624	Conley	23	Randolph
Jan 4	PORTLAND	L	84	86	13-4	7-6	20-10	15,823	Speights	22	Speights
Jan 6	at Phoenix	W	92	81	13-4	8-6	21-10	13,197	Randolph	21	Gasol
Jan 7	at Sacramento	W	113	81	13-4	9-6	22-10	11,531	Ellington	26	Randolph
Jan 9	at Golden State	W	94	87	13-4	10-6	23-10	19,596	Randolph	19	Randolph
Jan 11	SAN ANTONIO	W	101	98 (ot)	14-4	10-6	24-10	17,685	Gay	23	Randolph
Jan 12	at Dallas	L	83	104	14-4	10-7	24-11	19,984	Gay	12	Arthur
Jan 14	LA CLIPPERS	L	73	99	14-5	10-7	24-12	15,837	Randolph	15	Randolph
Jan 16	at San Antonio	L	82	103	14-5	10-8	24-13	18,581	Gay	17	Gay
Jan 18	SACRAMENTO	W	85	69	15-5	10-8	25-13	15,910	Conley	19	Gasol
Jan 19	at Chicago	W	85	82 (ot)	15-5	11-8	26-13	22,124	Gasol	19	Randolph
Jan 21	INDIANA	L	81	82	15-6	11-8	26-14	17,508	Ellington	17	Allen, Gay
Jan 23	LA LAKERS	W	106	93	16-6	11-8	27-14	17,984	Arthur	20	Gay
Jan 25	BROOKLYN	W	101	77	17-6	11-8	28-14	16,911	Gasol	20	Gasol, Randolph
Jan 27	NEW ORLEANS	L	83	89	17-7	11-8	28-15	16,277	Randolph	20	Randolph
Jan 28	at Philadelphia	W	103	100	17-7	12-8	29-15	15,448	Gasol	27	Randolph
Jan 31	at Oklahoma City	L	89	106	17-7	12-9	29-16	18,203	Bayless	23	Randolph
Feb 1	WASHINGTON	W	85	76	18-7	12-9	30-16	15,017	Conley	18	Gasol
Feb 5	PHOENIX	L	90	96	18-8	12-9	30-17	14,933	Bayless	29	Randolph
Feb 6	at Atlanta	L	92	103	18-8	12-10	30-18	13,198	Randolph	20	Gasol
Feb 8	GOLDEN STATE	W	99	93	19-8	12-10	31-18	16,701	Gasol	20	Randolph
Feb 10	MINNESOTA	W	105	88	20-8	12-10	32-18	16,023	Prince	18	Gasol
Feb 12	SACRAMENTO	W	108	101	21-8	12-10	33-18	14,722	Gasol	24	Gasol
Feb 19	at Detroit	W	105	91	21-8	13-10	34-18	13,481	Conley	19	Randolph
Feb 20	at Toronto	W	88	82	21-8	14-10	35-18	19,800	Conley, Randolph	17	Randolph
Feb 22	ORLANDO	W	88	82	22-8	14-10	36-18	17,669	Gasol	19	Randolph
Feb 24	at Brooklyn	W	76	72	22-8	15-10	37-18	17,098	Randolph	16	Randolph
Feb 27	DALLAS	W	90	84	23-8	15-10	38-18	16,017	Randolph	22	Gasol
Mar 1	at Miami	L	91	98	23-8	15-11	38-19	20,128	Gasol	24	Gasol, Randolph
Mar 3	at Orlando	W	108	82	23-8	16-11	39-19	16,020	Prince	14	Davis
Mar 6	PORTLAND	W	91	85	24-8	16-11	40-19	16,214	Gasol	23	Gasol
Mar 8	at Cleveland	W	103	92	24-8	17-11	41-19	17,032	Gasol	22	Davis
Mar 9	NEW ORLEANS	W	96	85	25-8	17-11	42-19	17,501	Conley	22	Davis
Mar 12	at Portland	W	102	97	25-8	18-11	43-19	18,754	Gasol	20	Randolph
Mar 13	at LA Clippers	W	96	85	25-8	19-11	44-19	19,316	Gasol	21	Randolph
Mar 15	at Denver	L	80	87	25-8	19-12	44-20	19,408	Randolph	18	Randolph
Mar 16	at Utah	L	84	90	25-8	19-13	44-21	17,122	Bayless	24	Allen, Randolph
Mar 18	MINNESOTA	W	92	77	26-8	19-13	45-21	16,378	Conley	20	Prince
Mar 20	OKLAHOMA CITY	W	90	89 (ot)	27-8	19-13	46-21	18,119	Conley	24	Randolph
Mar 22	at New Orleans	L	83	90	27-8	19-14	46-22	16,494	Conley	20	Randolph
Mar 23	BOSTON	W	110	106	28-8	19-14	47-22	18,119	Bayless	30	Randolph
Mar 25	at Washington	L	94	107	28-8	19-15	47-23	17,868	Conley	23	Davis, Randolph
Mar 27	at New York	L	101	108	28-8	19-16	47-24	19,033	Conley	26	Allen
Mar 29	HOUSTON	W	103	94	29-8	19-16	48-24	18,119	Gasol, Randolph	21	Randolph
Mar 31	at Minnesota	W	99	86	29-8	20-16	49-24	13,680	Gasol	21	Gasol
Apr 1	SAN ANTONIO	W	92	90	30-8	20-16	50-24	16,642	Conley	23	Randolph
Apr 3	at Portland	W	94	78	30-8	21-16	51-24	19,275	Conley	20	Davis
Apr 5	at LA Lakers	L	84	86	30-8	21-17	51-25	18,997	Conley	21	Gasol
Apr 7	at Sacramento	W	89	87	30-8	22-17	52-25	15,205	Conley	25	Gasol
Apr 9	CHARLOTTE	W	94	75	31-8	22-17	53-25	16,591	Conley	20	Randolph
Apr 12	at Houston	W	82	78	31-8	23-17	54-25	18,163	Gasol, Randolph	15	Gasol
Apr 13	LA CLIPPERS	L	87	91	31-9	23-17	54-26	18,119	Gasol	18	Gasol
Apr 15	at Dallas	W	103	97	31-9	24-17	55-26	19,833	Bayless	19	Davis
Apr 17	UTAH	W	86	70	32-9	24-17	56-26	16,777	Randolph	25	Randolph
										19	Jefferson

INTRO

PLAYERS

EXECUTIVE

BASKETBALL

OPS

BUSINESS

MEDIA

COMMUNITY

HISTORY

PLAYOFFS

REVIEW

OPPONENTS

NBA

FEDERATION

AT A GLANCE





# SEASON REVIEW

## 2011-12 MEMPHIS GRIZZLIES (41-25)



**Back Row, standing (L-R):** Charles Sweeney, Jason March, Dana Davis, Drew Graham, Barry Hecker, Mitchell Anderson, David Joerger, Dante Cunningham, Rudy Gay, Marreese Speights, Hamed Haddadi, Marc Gasol, Zach Randolph, Darrell Arthur, Bob Thornton, Kelly Lambert, Lloyd Pierce, Henry Bibby, Jim Scholler, Gary Schmidt, Vince Ford **Front Row, sitting (L-R):** Quincy Pondexter, O.J. Mayo, Mike Conley, Lionel Hollins, Jeremy Pargo, Gilbert Arenas, Tony Allen Not Pictured: Josh Selby

Player	--Field Goals--					--3-Point FG--				--Free Throws--			--Rebounds--					Pts	Avg				
	G	GS	Min	FG	FGA	Pct	FG	FGA	Pct	FT	FTA	Pct	Off	Def	Tot	Stl	TO			Blk			
Gay	65	65	2422	485	1067	.455	54	173	.312	208	263	.791	130	287	417	147	138	1	95	161	55	1232	19.0
Gasol	65	65	2370	357	740	.482	1	12	.083	237	317	.748	120	459	579	204	201	0	62	121	121	952	14.6
Conley	62	61	2174	296	684	.433	60	159	.377	136	158	.861	22	134	156	404	133	1	136	125	11	788	12.7
Mayo	66	0	1771	300	736	.408	100	275	.364	133	172	.773	30	180	210	169	137	2	71	124	23	833	12.6
Randolph	28	8	735	132	285	.463	2	8	.250	58	88	.659	78	147	225	48	57	0	21	40	4	324	11.6
Allen	58	57	1525	210	448	.469	8	26	.308	140	175	.800	98	135	233	79	142	0	104	94	33	568	9.8
Speights	60	54	1345	221	488	.453	0	3	.000	84	109	.771	133	241	374	48	147	2	21	74	29	526	8.8
Cunningham	64	5	1124	144	279	.516	0	2	.000	45	69	.652	91	155	246	37	98	0	42	29	34	333	5.2
Arenas	17	0	211	26	64	.406	13	39	.333	7	10	.700	2	16	18	18	35	0	11	12	1	72	4.2
Pondexter	64	8	1002	108	239	.452	22	73	.301	33	53	.623	55	71	126	27	90	0	27	30	5	271	4.2
Young	21	2	240	32	83	.386	0	9	.000	10	12	.833	14	27	41	9	12	0	11	9	2	74	3.5
Hudson	3	0	20	3	11	.273	1	3	.333	2	3	.667	0	0	0	1	0	0	0	2	0	9	3.0
Pargo	44	5	424	50	150	.333	10	38	.263	16	27	.593	12	25	37	55	46	0	15	46	0	126	2.9
Selby	28	0	237	25	72	.347	2	15	.133	11	14	.786	2	13	15	30	17	0	7	29	0	63	2.3
Haddadi	35	0	206	26	48	.542	0	1	.000	18	26	.692	28	43	71	8	43	1	1	21	26	70	2.0
Davis	15	0	130	10	27	.370	4	13	.308	4	8	.500	16	11	27	6	19	0	7	3	1	28	1.9
Skinner	1	0	4	0	1	.000	0	0	---	0	0	---	0	0	0	1	0	0	0	0	0	0	0.0
GRIZZLIES	66		15940	2425	5422	.447	277	849	.326	1142	1504	.759	831	1944	2775	1290	1316	7	631	955	345	6269	95.0
OPPONENTS	66		15940	2278	5132	.444	417	1209	.345	1163	1522	.764	729	1954	2683	1274	1275	8	518	1130	363	6136	93.0

## QUICK FACTS

- Memphis set a franchise record for both regular season winning percentage (.621) and home winning percentage (.788), finishing the season with a franchise-record tying 11-game home winning streak.
- The Grizzlies clinched the fourth seed in the Western Conference Playoffs and hosted a postseason matchup, a seven-game series with the Los Angeles Clippers, for the first time in team history.
- Memphis led the league in steals (9.6) and forced turnovers (17.1) for the second consecutive season, becoming the first team to pace the NBA in both categories in back-to-back seasons since the 1995-96 and 1996-97 Seattle SuperSonics.
- The Grizzlies finished second in the Southwest Division, earning their highest end-of-season rank in the division.
- Lionel Hollins guided Memphis to a 24-14 record without last season's leading scorer and rebounder **Zach Randolph**, who was sidelined after sustaining a torn right MCL on Jan. 1 at Chicago.
- Tony Allen earned NBA All-Defensive First Team honors for the first time in his career, becoming the first Grizzlies player ever to be named to the All-Defensive First Team.
- Marc Gasol was named to his first career All-Star Game, marking the Grizzlies' third All-Star selection.
- Mike Conley set the franchise record for steals per game (2.19) and finished second in the league in the category.

## NBA STATISTICAL RANKINGS

Category	Memphis		Opponents		Category	Memphis		Opponents	
Points per game	95.0	20th	93.0	5th	Assists Per Game	19.55	T-24th	19.30	4th
Field Goal Pct.	.447	16th	.444	12th	Steals Per Game	9.56	1st	7.85	16th
Free Throw Pct.	.759	13th	.764	25th	Turnovers Per Game	14.47	T-14th	17.12	1st
3-Pt. Field Goal Pct.	.326	25th	.345	11th	Blocks Per Game	5.23	12th	5.50	22th
Offensive Rebounds Per Game	12.59	5th	11.05	12th	Personal Fouls Per Game	19.94	12th	19.32	13th
Defensive Rebounds Per Game	29.45	26th	29.61	8th	Disqualifications	7	T-18th	8	T-10th
Rebounds Per Game	42.0	16th	40.7	7th	Points Per Game Differential	+2.0	12th		



# GAME BY GAME



Date	Opponent	Mem	Opp	Hm	Rd	Tot	Atten	Grizzlies Top Scorer	Grizzlies Top Rebounder	Opponent Top Scorer				
Dec 26	at San Antonio	L	82	95	0-0	0-1	0-1	18,581	Gay	19	Gay	10	Ginobili	24
Dec 28	OKLAHOMA CITY	L	95	98	0-1	0-1	0-2	18,119	Randolph	24	Gasol, Gay, Randolph	12	Durant	31
Dec 30	HOUSTON	W	113	93	1-1	0-1	1-2	16,069	Randolph	23	Randolph	9	Martin	21
Jan 1	at Chicago	L	64	104	1-1	0-2	2-2	22,763	Davis, Young	10	Gasol	10	Boozer, Brewer	17
Jan 3	SACRAMENTO	W	113	96	2-1	0-2	3-2	12,391	Gay	23	Gasol	15	Fredette	17
Jan 4	at Minnesota	W	90	86	2-1	1-2	3-3	17,404	Allen	20	Gasol	10	Love	27
Jan 6	at Utah	L	85	94	2-1	1-3	3-4	19,503	Allen, Gasol	21	Gasol	11	Jefferson	20
Jan 8	at L.A. Lakers	L	82	90	2-1	1-4	3-5	18,997	Gay	19	Gasol	11	Bryant	26
Jan 10	OKLAHOMA CITY	L	95	100	2-2	1-4	3-6	13,601	Gasol	20	Gasol	14	Westbrook	30
Jan 12	NEW YORK	W	94	83	3-2	1-4	4-6	15,324	Gay	26	Gasol	12	Anthony, Walker	14
Jan 14	NEW ORLEANS	W	108	99	4-2	1-4	5-6	14,983	Gay	23	Gasol	11	Jack	23
Jan 16	CHICAGO	W	102	86	5-2	1-4	6-6	18,119	Gay	24	Speights	12	Deng	20
Jan 18	at New Orleans	W	93	87	5-2	2-4	7-6	12,045	Gasol	22	Gasol	12	Jack	27
Jan 20	at Detroit	W	98	81	5-2	3-4	8-6	10,255	Gay	24	Gasol	6	Knight	22
Jan 21	SACRAMENTO	W	128	95	6-2	3-4	9-6	16,562	Gay	23	Speights	15	Greene	21
Jan 23	at Golden State	W	91	90	6-2	4-4	10-6	17,549	Gay	23	Gasol	11	Ellis	20
Jan 24	at Portland	L	84	97	6-2	4-5	10-7	20,602	Mayo	20	Speights	6	Aldridge	23
Jan 26	at L.A. Clippers	L	91	98	6-2	4-6	10-8	19,275	Gay	24	Gasol	11	Griffin	20
Jan 28	at Phoenix	L	84	86	6-2	4-7	10-9	14,903	Gasol, Gay	18	Gasol	13	Nash	21
Jan 30	SAN ANTONIO	L	73	83	6-3	4-7	10-10	15,118	Mayo	17	Gasol	12	Bonner	15
Jan 31	DENVER	W	100	97 (ot)	7-3	4-7	11-10	13,651	Gasol, Gay	20	Gasol, Gay	13	Harrington	23
Feb 2	at Atlanta	W	96	77	7-3	5-7	12-10	14,211	Gay	21	Gasol	13	Smith	11
Feb 3	at Oklahoma City	L	94	101	7-3	5-8	12-11	18,203	Gasol	24	Gay	13	Durant	36
Feb 5	at Boston	L	80	98	7-3	5-9	12-12	18,624	Gay	21	Cunningham	12	Garnett	24
Feb 6	SAN ANTONIO	L	84	89	7-4	5-9	12-13	13,527	Gasol	22	Gasol	8	Parker	21
Feb 8	MINNESOTA	W	85	80	8-4	5-9	13-13	13,287	Gay	19	Speights	15	Barea	17
Feb 10	INDIANA	W	98	92	9-4	5-9	14-13	16,281	Gay	21	Speights	9	West	22
Feb 12	UTAH	L	88	98	9-5	5-9	14-14	14,234	Gay	22	Speights	11	Hayward	23
Feb 14	HOUSTON	W	93	83	10-5	5-9	15-14	13,042	Conley	21	Gay	8	Lowry	24
Feb 15	at New Jersey	W	105	100	10-5	6-9	16-14	10,885	Gay	25	Speights	18	D. Williams	26
Feb 17	DENVER	W	103	102	11-5	6-9	17-14	15,201	Gay	20	Gasol	14	Brewer	24
Feb 18	GOLDEN STATE	W	104	103	12-5	6-9	18-14	17,151	Gay	19	Gasol	13	Curry	36
Feb 20	at Houston	L	93	97	12-5	6-10	18-15	12,525	Gay	23	Gasol, Gay, Speights	7	Lowry	24
Feb 21	PHILADELPHIA	W	89	76	13-5	6-10	19-15	14,258	Gasol	15	Gasol	14	Holiday	22
Feb 29	DALLAS	W	96	85	14-5	6-10	20-15	17,023	Gasol	22	Gasol	11	Terry	18
Mar 2	at Toronto	W	102	99	14-5	7-10	21-15	17,168	Gay	23	Gay	12	Bayless	18
Mar 3	DETROIT	W	100	83	15-5	7-10	22-15	17,569	Gasol, Mayo	17	Gasol	9	Stuckey	20
Mar 7	at Golden State	W	110	92	15-5	8-10	23-15	19,171	Gay	26	Gasol, Gay	12	Ellis, Thompson	16
Mar 10	at Phoenix	L	91	98	15-5	8-11	23-16	16,350	Gasol	21	Gasol	8	Dudley	19
Mar 11	at Denver	W	94	91	15-5	9-11	24-16	17,737	Mayo	22	Speights	9	Brewer, Harrington, Nene	15
Mar 13	L.A. LAKERS	L	111	116 (2ot)	15-6	9-11	24-17	18,119	Speights	25	Gasol	11	Bynum	37
Mar 16	TORONTO	L	110	114 (ot)	15-7	9-11	24-18	17,239	Gasol	28	Gay	11	Bayless	28
Mar 18	WASHINGTON	W	97	92	16-7	9-11	25-18	15,412	Gay	27	Gay, Randolph	9	Wall	25
Mar 20	at Sacramento	L	110	119	16-7	9-12	25-19	11,105	Gay	23	Gasol	10	Thornton	31
Mar 22	at Portland	L	93	97	16-7	9-13	25-20	20,636	Gasol	22	Gasol	9	Batum	24
Mar 24	at L.A. Clippers	L	85	101	16-7	9-14	25-21	19,060	Randolph	14	Gasol, Randolph	8	Griffin	20
Mar 25	at L.A. Lakers	W	102	96	16-7	10-14	26-21	18,997	Gay	18	Randolph	12	Bynum	30
Mar 27	MINNESOTA	W	93	86	17-7	10-14	27-21	14,769	Gay	21	Cunningham	14	Love	28
Mar 30	at Houston	L	89	98	17-7	10-15	27-22	16,884	Gay	20	Gasol	9	Dragic	25
Mar 31	at Milwaukee	W	99	95	17-7	11-15	28-22	17,106	Mayo	24	Gasol	15	Jennings	24
Apr 2	at Oklahoma City	W	94	88	17-7	12-15	29-22	18,203	Mayo	22	Speights	13	Durant	21
Apr 3	GOLDEN STATE	W	98	94	18-7	12-15	30-22	14,310	Mayo	19	Allen	7	Lee	22
Apr 4	at Dallas	L	85	95	18-7	12-16	30-23	20,233	Mayo	17	Gasol	10	Nowitzki	23
Apr 6	at Miami	W	97	82	18-7	13-16	31-23	20,008	Gay	17	Randolph	14	James	21
Apr 7	DALLAS	W	94	89	19-7	13-16	32-23	18,119	Gay	25	Randolph	11	Nowitzki	17
Apr 9	L.A. CLIPPERS	W	94	85	20-7	13-16	33-23	17,219	Gasol	18	Randolph	12	Paul	21
Apr 11	PHOENIX	W	104	93	21-7	13-16	34-23	15,239	Gay	32	Randolph	9	Gortat	19
Apr 12	at San Antonio	L	97	107	21-7	13-17	34-24	18,581	Gay	19	Randolph	11	Duncan	28
Apr 14	UTAH	W	103	98	22-7	13-17	35-24	17,190	Gay	26	Gay	12	Harris, Jefferson	20
Apr 15	at New Orleans	L	75	88	22-7	13-18	35-25	15,570	Gay	24	Randolph	13	Gordon	18
Apr 17	at Minnesota	W	91	84	22-7	14-18	36-25	16,709	Gay	28	Randolph	11	Barea	28
Apr 18	NEW ORLEANS	W	103	91	23-7	14-18	37-25	14,507	Gay	26	Randolph	6	Dyson	24
Apr 20	at Charlotte	W	85	80	23-7	15-18	38-25	13,428	Conley	20	Gay, Randolph	6	Henderson	32
Apr 21	PORTLAND	W	93	89	24-7	15-18	39-25	17,904	Gay	21	Speights	11	Hickson	23
Apr 23	CLEVELAND	W	109	101	25-7	15-18	40-25	15,504	Gasol, Speights	17	Speights	10	Irving	25
Apr 26	ORLANDO	W	88	76	26-7	15-18	41-25	17,215	Gasol	22	Randolph	12	Turkoglu	18

INTRO

PLAYERS

EXECUTIVE

BASKETBALL OPS

BUSINESS OPS

MEDIA

COMMUNITY

HISTORY

PLAYOFFS

REVIEW

OPPONENTS

NBA

FEDERATION

AT A GLANCE





# SEASON REVIEW

## 2010-11 MEMPHIS GRIZZLIES (46-36)



**Back Row, standing (L-R):** Damon Stoudamire, Gary Schmidt, Johnny Davis, Mitchell Anderson, Leon Powe, Rudy Gay, Zach Randolph, Hamed Haddadi, Marc Gasol, Darrell Arthur, Shane Battier, Sam Young, Drew Graham, Henry Bibby, David Joerger, Kelly Lambert, Barry Hecker. **Front Row, sitting (L-R):** Xavier Henry, Tony Allen, Ish Smith, Lionel Hollins, Mike Conley, O.J. Mayo, Greivis Vasquez. Not Pictured: Jason Williams.

	--Field Goals--						--3-Point FG--			--Free Throws--			--Rebounds--											
Player	G	GS	Min	FG	FGA	Pct	FG	FGA	Pct	FT	FTA	Pct	Off	Def	Tot	Ass	PF	Dq	Stl	TO	Blk	Pts	Avg	
Randolph	75	74	2724	598	1188	.503	8	43	.186	300	396	.758	326	588	914	163	175	0	63	151	25	1504	20.1	
Gay	54	54	2152	409	869	.471	57	144	.396	194	241	.805	82	254	336	153	131	2	91	135	58	1069	19.8	
Conley	81	81	2872	423	953	.444	80	217	.369	181	247	.733	32	215	247	528	182	0	144	176	18	1107	13.7	
Gasol	81	81	2586	364	691	.527	3	7	.429	220	294	.748	154	415	569	200	265	2	74	146	136	951	11.7	
Mayo	71	17	1869	304	747	.407	96	264	.364	99	131	.756	35	135	170	145	127	0	73	99	26	803	11.3	
Arthur	80	9	1609	310	624	.497	0	6	.000	109	134	.813	115	227	342	53	228	4	52	86	63	729	9.1	
Allen	72	31	1494	251	492	.510	4	23	.174	137	182	.753	70	123	193	104	161	0	129	86	44	643	8.9	
Young	78	46	1577	233	494	.472	17	50	.340	89	116	.767	40	147	187	71	120	0	68	61	23	572	7.3	
Powe	16	0	141	30	60	.500	0	2	.000	28	46	.609	8	17	25	5	24	0	3	7	1	88	5.5	
Battier	23	0	557	43	101	.426	14	42	.333	15	17	.882	32	60	92	32	31	0	16	16	10	115	5.0	
Henry	38	16	527	65	160	.406	2	17	.118	33	52	.635	9	28	37	18	48	0	11	13	3	165	4.3	
Vasquez	70	1	860	95	233	.408	25	86	.291	34	44	.773	12	61	73	151	83	0	22	70	4	249	3.6	
Haddadi	31	0	168	30	58	.517	0	1	.000	15	23	.652	24	44	68	5	29	0	2	11	13	75	2.4	
Williams	11	0	124	9	29	.310	3	15	.200	0	0	---	0	8	8	8	28	2	0	3	7	1	21	1.9
Smith	15	0	113	11	32	.344	0	2	.000	5	11	.455	1	4	5	15	11	0	5	8	0	27	1.8	
Carroll	7	0	39	4	9	.444	0	0	---	2	2	1.000	2	6	8	2	5	0	1	0	1	10	1.4	
Thabeet	45	0	369	17	39	.436	0	0	---	19	35	.543	24	51	75	4	73	0	9	17	15	53	1.2	
Law	11	0	94	3	19	.158	0	6	.000	6	10	.600	3	8	11	14	10	0	4	10	0	12	1.1	
Carney	2	0	5	1	3	.333	0	1	.000	0	0	---	1	0	1	0	0	0	1	0	0	2	1.0	
GRIZZLIES	82		19880	3200	6801	.471	309	926	.334	1486	1981	.750	970	2391	3361	1691	1705	8	771	1145	441	8195	99.9	
OPPONENTS	82		19880	2967	6489	.457	587	1592	.369	1482	1948	.761	905	2387	3292	1724	1754	12	613	1367	505	8003	97.6	

## QUICK FACTS

- Earning their first postseason berth since the 2005-06 season, the Memphis Grizzlies captivated fans nationwide with a 13-game run through the NBA Playoffs that included a first-round upset over the top-seeded San Antonio Spurs and a thrilling seven-game series with the Oklahoma City Thunder.
- Memphis won the first seven postseason games in franchise history, advancing to the conference semifinals for the first time and selling out all six home playoff games at FedExForum.
- The Grizzlies became the second eighth-seed in NBA history to eliminate a one-seed in a seven-game series (Golden State over Dallas in 2007).
- Memphis competed in a triple-overtime epic with Oklahoma City in Game 4 of the Western Conference Semifinals at FedExForum, tying the longest game in team history and marking the longest game in club postseason history.
- Memphis won 30 home games, tying the second-highest single-season win total in club history, behind only the 2003-04 season (31-10).
- Lionel Hollins became the franchise's all-time winningest head coach, eclipsing Mike Fratello with his 96th victory on Jan. 31 vs. Orlando. Under Hollins, Memphis led the league in both steals and forced turnovers while posting a winning record in four consecutive calendar months (January-April) for the first time in team history.
- Zach Randolph was named to the All-NBA Third Team, the first All-NBA selection for both Randolph and the Grizzlies franchise. Randolph earned numerous honors during the season, including the NBA Western Conference Player of the Month Award for January, three NBA Player of the Week Awards and the NBA Community Assist Award for December, all career firsts.
- After finishing fourth in the NBA Defensive Player of the Year voting, Tony Allen was selected to the NBA All-Defensive Second Team in his first season with the Grizzlies. This marks the first appearance on the All-Defensive Team by a Grizzlies player.
- Rudy Gay drained a game-winning pull-up jumper over LeBron James as time expired to give Memphis a 97-95 victory over Miami on Nov. 20 at FedExForum.
- Mike Conley led the team in assists per game (6.5) for the fourth consecutive season.

## NBA STATISTICAL RANKINGS

Category	Memphis		Opponents		Category	Memphis		Opponents	
Points per game	99.9	12th	97.6	13th	Assists Per Game	20.62	T-21st	21.02	14th
Field Goal Pct.	.471	6th	.457	14th	Steals Per Game	9.40	1st	7.48	20th
Free Throw Pct.	.750	23rd	.761	11th	Turnovers Per Game	13.96	T-12th	16.67	1st
3-Pt. Field Goal Pct.	.334	27th	.369	24th	Blocks Per Game	5.38	7th	6.16	30th
Offensive Rebounds Per Game	11.83	6th	11.04	18th	Personal Fouls Per Game	20.79	17th	21.39	T-8th
Defensive Rebounds Per Game	29.16	24th	29.11	T-4th	Disqualifications	8	T-8th	12	T-9th
Rebounds Per Game	41.0	16th	40.1	8th	Points Per Game Differential	+2.3	10th		



# GAME BY GAME



Date	Opponent	Mem	Opp	Hm	Rd	Tot	Atten	Grizzlies Top Scorer	Grizzlies Top Rebounder	Opponent Top Scorer				
Oct 27	ATLANTA	L	104	119	0-1	0-0	0-1	17,519	Conley	23	Gay	10	Johnson	22
Oct 29	at Dallas	W	91	90	0-1	1-0	1-1	20,060	Mayo	21	Gasol	15	Nowitzki	27
Oct 30	MINNESOTA	W	109	89	1-1	1-0	2-1	12,753	Gay	29	Gasol	8	Ellington	15
Nov 2	at L.A. Lakers	L	105	124	1-1	1-1	2-2	18,997	Gay	30	Gasol	8	Bryant	23
Nov 3	at Golden State	L	109	115	1-1	1-2	2-3	16,607	Gay	35	Gasol	8	Ellis	39
Nov 5	at Phoenix	L	118	123(ot)	1-1	1-3	2-4	16,470	Gasol, Gay	26	Randolph	14	Richardson	38
Nov 6	at Sacramento	W	100	91	1-1	2-3	3-4	14,085	Gay	32	Randolph	11	Evans	30
Nov 8	PHOENIX	W	109	99	2-1	2-3	4-4	10,786	Randolph	23	Randolph	20	Hill	19
Nov 10	DALLAS	L	91	106	2-2	2-3	4-5	10,767	Randolph	23	Gay, Randolph	9	Terry	25
Nov 13	BOSTON	L	110	116(ot)	2-3	2-3	4-6	18,119	Gay	22	Randolph	11	Pierce	28
Nov 15	at Orlando	L	72	89	2-3	2-4	4-7	18,846	Gasol	14	Gay, Randolph	9	Carter	19
Nov 16	PORTLAND	L	99	100	2-4	2-4	4-8	10,827	Gay	20	Randolph	14	Mathews	30
Nov 19	at Washington	L	86	89	2-4	2-5	4-9	13,504	Randolph	19	Randolph	12	Arenas	24
Nov 20	MIAMI	W	97	95	3-4	2-5	5-9	18,119	Randolph	21	Randolph	13	James	29
Nov 24	DETROIT	W	105	84	4-4	2-5	6-9	11,283	Randolph	21	Randolph	14	Stuckey	17
Nov 26	GOLDEN STATE	W	116	111	5-4	2-5	7-9	14,753	Gay	25	Randolph	7	Bledsoe	28
Nov 27	at Cleveland	L	86	92	5-4	2-6	7-10	20,562	Gay	17	Randolph	11	Williams	25
Nov 30	L.A. LAKERS	W	98	96	6-4	2-6	8-10	17,638	Conley	28	Gasol	9	Bryant	29
Dec 1	at Atlanta	L	109	112	6-4	2-7	8-11	11,513	Gay	23	Randolph	19	Horford	20
Dec 3	HOUSTON	L	111	127	6-5	2-7	8-12	14,577	Gay	29	Randolph	8	Lowry, Martin	28
Dec 5	at Denver	L	107	108	6-5	2-8	8-13	15,017	Gay	24	Randolph	12	Nene	27
Dec 6	at Utah	L	85	94	6-5	2-9	8-14	19,131	Conley	19	Randolph	14	Williams	27
Dec 8	at Phoenix	W	104	98(ot)	6-5	3-9	9-14	16,288	Randolph	34	Randolph	17	Dragic	27
Dec 11	at L.A. Clippers	W	85	84	6-5	4-9	10-14	14,970	Randolph	18	Randolph	13	Gordon	15
Dec 13	PORTLAND	W	86	73	7-5	4-9	11-14	10,467	Randolph	25	Randolph	20	Mathews	18
Dec 15	CHARLOTTE	W	113	80	8-5	4-9	12-14	12,219	Mayo	24	Gasol	10	Jackson	16
Dec 17	at Houston	L	87	103	8-5	4-10	12-15	14,534	Gay, Young	19	Randolph	9	Martin	34
Dec 18	at San Antonio	L	106	112(ot)	8-5	4-11	12-16	18,581	Mayo	27	Randolph	21	Parker	37
Dec 21	NEW JERSEY	L	94	101	8-6	4-11	12-17	14,113	Gasol	19	Randolph	14	Lopez	26
Dec 26	at Indiana	W	104	90	8-6	5-11	13-17	12,630	Gay	30	Randolph	16	Granger	29
Dec 27	TORONTO	W	96	85	9-6	5-11	14-17	14,971	Randolph	21	Allen, Randolph	8	Kleiza	22
Dec 29	at Sacramento	L	98	100	9-6	5-12	14-18	12,636	Randolph	35	Randolph	17	Udrih	24
Jan 1	at Utah	L	92	98	9-6	5-13	14-19	19,732	Randolph	27	Randolph	16	Millasp	22
Jan 2	at L.A. Lakers	W	104	85	9-6	6-13	15-19	18,997	Gay	27	Gasol	10	Bryant	28
Jan 4	OKLAHOMA CITY	W	110	105	10-6	6-13	16-19	12,765	Randolph	31	Randolph	16	Durant, Westbrook	28
Jan 7	UTAH	W	110	99	11-6	6-13	17-19	14,781	Gay	28	Randolph	11	Millasp	20
Jan 8	at Oklahoma City	L	100	109	11-6	6-14	17-20	18,203	Randolph	27	Randolph	16	Durant	40
Jan 10	at Charlotte	L	82	96	11-6	6-15	17-21	10,188	Randolph	15	Randolph	15	Jackson	27
Jan 12	at Detroit	W	107	99	11-6	7-15	18-21	13,068	Randolph	34	Randolph	17	Gordon	20
Jan 15	DALLAS	W	89	70	12-6	7-15	19-21	15,812	Randolph	23	Randolph	20	Mahinmi	17
Jan 17	CHICAGO	L	84	96	12-7	7-15	19-22	18,119	Randolph	21	Randolph	13	Deng	28
Jan 19	at New Orleans	L	102	103(ot)	12-7	7-16	19-23	15,951	Conley, Gay	22	Gasol, Randolph	10	Paul	20
Jan 21	HOUSTON	W	115	110	13-7	7-16	20-23	13,458	Randolph	29	Randolph	19	Martin	32
Jan 22	at Milwaukee	W	94	81	13-7	8-16	21-23	16,157	Gasol	24	Gasol	16	Boyskins	23
Jan 24	at Toronto	W	100	98	13-7	9-16	22-23	14,127	Gay	21	Randolph	12	Bargnani	29
Jan 26	at New Jersey	L	88	93	13-7	9-17	22-24	8,866	Gay	22	Randolph	16	Morrow	19
Jan 28	at Philadelphia	W	99	94	13-7	10-17	23-24	14,289	Randolph	22	Randolph	12	Holiday, Meeks	16
Jan 29	WASHINGTON	W	107	93	14-7	10-17	24-24	14,722	Randolph	24	Randolph	20	Wall	14
Jan 31	ORLANDO	W	100	97	15-7	10-17	25-24	13,513	Conley	26	Randolph	9	Howard	25
Feb 2	at Minnesota	W	102	84	15-7	11-17	26-24	12,662	Randolph	23	Randolph	13	Beasley	19
Feb 4	CLEVELAND	W	112	105	16-7	11-17	27-24	11,932	Randolph	29	Randolph	13	Hicks	31
Feb 5	at Houston	L	93	95(ot)	16-7	11-18	27-25	18,195	Randolph	22	Randolph	17	Martin	31
Feb 7	L.A. LAKERS	L	84	93	16-8	11-18	27-26	18,119	Young	22	Gasol, Randolph	12	Bryant	19
Feb 8	at Oklahoma City	W	105	101(ot)	16-8	12-18	28-26	17,868	Randolph	31	Randolph	14	Durant	31
Feb 11	MILWAUKEE	W	89	86	17-8	12-18	29-26	14,749	Conley	23	Gay	10	Maggette	22
Feb 13	DENVER	W	116	108	18-8	12-18	30-26	15,398	Arthur	24	Randolph	16	Anthony	28
Feb 15	PHILADELPHIA	W	102	91	19-8	12-18	31-26	11,197	Conley	22	Randolph	10	Young	23
Feb 22	at Denver	L	107	120	19-8	12-19	31-27	14,638	Allen	26	Allen, Randolph	8	Smith	28
Feb 23	at Minnesota	W	104	95	19-8	13-19	32-27	11,497	Randolph	24	Randolph	10	Ellington	16
Feb 26	SACRAMENTO	W	120	92	20-8	13-19	33-27	16,028	Randolph	23	Randolph	12	Udrih	24
Feb 27	at San Antonio	L	88	95	20-8	13-20	33-28	18,581	Randolph	24	Randolph	17	Ginobili	35
Mar 1	SAN ANTONIO	W	109	93	21-8	13-20	34-28	13,480	Arthur, Randolph	21	Randolph	10	Neal	14
Mar 4	NEW ORLEANS	L	91	98	21-9	13-20	34-29	15,367	Randolph	20	Randolph	11	Paul	23
Mar 6	at Dallas	W	104	103	21-9	14-20	35-29	20,102	Randolph	29	Battier	11	Terry	26
Mar 7	OKLAHOMA CITY	W	107	101	22-9	14-20	36-29	13,903	Allen, Conley	20	Battier, Mayo	7	Westbrook	37
Mar 9	NEW YORK	L	108	110	22-10	14-20	36-30	17,512	Allen	22	Randolph	11	Anthony	21
Mar 12	at Miami	L	85	118	22-10	14-21	36-31	19,600	Mayo	19	Randolph	9	Wade	28
Mar 14	L.A. CLIPPERS	W	102	85	23-10	14-21	37-31	15,989	Randolph	30	Randolph	12	Bledsoe	19
Mar 17	at New York	L	99	120	23-10	14-22	37-32	19,763	Conley	16	Arthur	7	Douglas	29
Mar 19	INDIANA	W	99	78	24-10	14-22	38-32	17,013	Allen	19	Allen	11	Collison, Granger	17
Mar 21	UTAH	W	103	85	25-10	14-22	39-32	12,688	Randolph	19	Randolph	13	Millasp	25
Mar 23	at Boston	W	90	87	25-10	15-22	40-32	18,624	Powe, Randolph	13	Gasol	11	Pierce	12
Mar 25	at Chicago	L	96	99	25-10	15-23	40-33	22,274	Randolph	16	Gasol	11	Rose	24
Mar 27	SAN ANTONIO	W	111	104	26-10	15-23	41-33	17,098	Allen, Randolph	23	Randolph	11	Hill	30
Mar 30	GOLDEN STATE	W	110	91	27-10	15-23	42-33	13,815	Allen	21	Randolph	13	Ellis, Wright	16
Apr 1	at New Orleans	W	93	81	27-10	16-23	43-33	16,561	Randolph	28	Gasol, Randolph	10	Landry	19
Apr 2	MINNESOTA	W	106	89	28-10	16-23	44-33	15,327	Randolph	22	Gasol	9	Beasley	20
Apr 5	L.A. CLIPPERS	L	81	82	28-11	16-23	44-34	15,433	Conley	20	Gasol	15	Williams	16
Apr 8	SACRAMENTO	W	101	96	29-11	16-23	45-34	16,517	Randolph	27	Randolph	15	Thorton	18
Apr 10	NEW ORLEANS	W	111	89	30-11	16-23	46-34	17,041	Mayo	18	Gasol, Haddadi	7	Belinelli	18
Apr 12	at Portland	L	89	102	30-11	16-24	46-35	20,662	Conley	17	Gasol, Haddadi	10	Aldridge	22
Apr 13	at L.A. Clippers	L	103	110	30-11	16-25	46-36	19,060	Young	22	Arthur	9	Griffin	31

INTRO

PLAYERS

EXECUTIVE

BASKETBALL OPS

BUSINESS OPS

MEDIA

COMMUNITY

HISTORY

PLAYOFFS

REVIEW

OPPONENTS

NBA

FEDERATION

AT A GLANCE





# SEASON REVIEW

## 2009-10 MEMPHIS GRIZZLIES (40-42)



**Back Row, standing (L-R):** Drew Graham, Damon Stoudamire, Johnny Davis, Gary Schmidt, Mitchell Anderson, Darrell Arthur, Rudy Gay, Marc Gasol, Hasheem Thabeet, Hamed Haddadi, Zach Randolph, DeMarre Carroll, Henry Bibby, Jim Scholler, David Joerger, Jason Biles, Barry Hecker. **Front Row, sitting (L-R):** Sam Young, O.J. Mayo, Mike Conley, Lionel Hollins, Marcus Williams, Jamaal Tinsley, Ronnie Brewer. Not Pictured: Lester Hudson.

	--Field Goals--						--3-Point FG--			--Free Throws--			--Rebounds--											
Player	G	GS	Min	FG	FGA	Pct	FG	FGA	Pct	FT	FTA	Pct	Off	Def	Tot	Ast	PF	Dq	Stl	TO	Blk	Pts	Avg	
Randolph	81	81	3051	652	1336	.488	15	52	.288	362	465	.778	330	620	950	149	226	3	80	174	34	1681	20.8	
Gay	80	80	3175	600	1288	.466	66	202	.327	301	400	.753	115	357	472	153	201	0	118	169	64	1567	19.6	
Mayo	82	82	3113	542	1183	.458	136	355	.383	212	262	.809	61	250	311	242	174	1	98	176	17	1432	17.5	
Gasol	69	69	2469	378	651	.581	0	1	.000	252	376	.670	208	432	640	165	254	3	69	135	109	1008	14.6	
Iverson	3	0	67	15	26	.577	1	1	1.000	6	12	.500	1	3	4	11	5	0	1	7	0	37	12.3	
Conley	80	80	2569	369	830	.445	82	212	.387	139	187	.743	30	161	191	425	178	4	109	170	12	959	12.0	
Young	80	1	1321	224	497	.451	11	.56	.196	136	175	.777	77	124	201	52	106	0	34	94	20	595	7.4	
Arthur	32	1	457	63	146	.432	0	1	.000	17	30	.567	37	73	110	15	60	0	14	22	14	143	4.5	
Williams	62	1	872	104	271	.384	24	81	.296	37	55	.673	13	80	93	161	43	0	32	74	1	269	4.3	
Hudson	9	0	61	14	35	.400	2	11	.182	6	7	.857	4	6	10	5	5	0	5	5	1	36	4.0	
Tinsley	38	1	589	52	140	.371	7	39	.179	22	27	.815	11	55	66	108	67	0	33	63	5	133	3.5	
Thabeet	68	13	883	77	131	.588	0	0	---	54	93	.581	85	158	243	11	162	1	15	43	89	208	3.1	
Carroll	71	1	795	88	222	.396	0	6	.000	33	53	.623	53	97	150	33	107	1	28	24	9	209	2.9	
Hunter	21	0	158	17	43	.395	0	0	---	19	36	.528	18	24	42	0	10	0	1	9	10	53	2.5	
Brewer	5	0	80	3	13	.231	0	0	---	4	5	.800	1	6	7	3	0	0	6	2	0	10	2.0	
Haddadi	36	0	240	24	62	.387	0	3	.000	14	19	.737	26	49	75	10	57	0	1	20	14	62	1.7	
Gilder	2	0	5	1	1	1.000	0	0	---	0	0	---	0	1	1	0	0	0	0	1	0	2	1.0	
GRIZZLIES	82		19905	3223	6875	.469	344	1020	.337	1614	2202	.733	1070	2496	3566	1543	1655	13	645	1248	399	8404	102.5	
OPPONENTS	82		19905	3277	6849	.478	572	1618	.354	1402	1858	.755	907	2349	3256	1875	1840	19	635	1165	501	8528	104.0	

## QUICK FACTS

- The Memphis Grizzlies finished with a 40-42 record (.488), a 16-game improvement over the 2008-09 season, second in the NBA behind the Oklahoma City Thunder.
- Team established the longest home and road winning streaks in franchise history, winning 11 straight at FedExForum from Dec. 18, 2009-Jan. 25, 2010 and seven-in-a-row away from home from Feb. 17-March 10, 2010.
- In his first season with the team, **Zach Randolph** led the team in scoring (20.8 points) and rebounding (11.7) while setting or tying 16 franchise records en route to his first career All-Star appearance.
- Grizzlies set franchise records in scoring (102.5 points) and field goal percentage (.469).
- Head Coach **Lionel Hollins** is named the Western Conference Coach of the Month after leading the Grizzlies to a 9-4 record (.692) in December, the best December record and sixth-highest winning percentage in a single month in team history.
- Memphis defeated every NBA division leader, including the Cleveland Cavaliers, Los Angeles Lakers, Orlando Magic, Boston Celtics, Dallas Mavericks and Denver Nuggets.
- The Grizzlies won 39 of their final 74 games (.527) following a 1-8 start to the season.
- The club snapped long-standing road losing streaks against the San Antonio Spurs (10 games), New Orleans Hornets (eight games), Phoenix Suns (seven games), Chicago Bulls (five games), Portland Trail Blazers (four games) and Philadelphia 76ers (four games).
- Marc Gasol** set a franchise record for field goal percentage (.581, 4th in the NBA), breaking the previous mark held by his brother Pau (.538 in 2006-07).

## NBA STATISTICAL RANKINGS

Category	Memphis		Opponents		Category	Memphis		Opponents	
Points per game	102.5	7th	104.0	24th	Assists Per Game	18.82	29th	22.87	23rd
Field Goal Pct.	.469	9th	.478	24th	Steals Per Game	7.87	7th	7.74	24th
Free Throw Pct.	.733	25th	.755	12th	Turnovers Per Game	15.22	27th	14.21	17th
3-Pt. Field Goal Pct.	.337	26th	.354	15th	Blocks Per Game	4.87	18th	6.11	28th
Offensive Rebounds Per Game	13.05	1st	11.06	15th	Personal Fouls Per Game	20.18	12th	22.44	T-2nd
Defensive Rebounds Per Game	30.44	18th	28.65	2nd	Disqualifications	13	T-22nd	19	3rd
Rebounds Per Game	43.5	4th	39.7	7th	Points Per Game Differential	-1.5	17th		



# GAME BY GAME



Date	Opponent	Mem	Opp	Hm	Rd	Tot	Atten	Grizzlies Top Scorer	Grizzlies Top Rebounder	Opponent Top Scorer				
Oct 28	DETROIT	L	74	96	0-1	0-0	0-1	17,212	Gasol	21	Gasol	15	Hamilton	25
Oct 30	TORONTO	W	115	107	1-1	0-0	1-1	10,563	Randolph	30	Gay	9	Bosh	37
Nov 1	at Denver	L	123	133	1-1	0-1	1-2	15,823	Mayo	40	Gay	11	Anthony	42
Nov 2	at Sacramento	L	116	127	1-1	0-2	1-3	17,317	Randolph	30	Gasol, Randolph	16	Martin	48
Nov 4	at Golden State	L	105	113	1-1	0-3	1-4	17,457	Gay	29	Gasol	14	Ellis, Morrow	24
Nov 6	at L.A. Lakers	L	98	114	1-1	0-4	1-5	18,997	Gay	22	Randolph	15	Bryant	41
Nov 7	at L.A. Clippers	L	110	113	1-1	0-5	1-6	15,399	Gay	33	Gasol	13	Kaman	26
Nov 10	PORTLAND	L	79	93	1-2	0-5	1-7	10,589	Gasol	20	Randolph	12	Roy	20
Nov 11	at Houston	L	79	104	1-2	0-6	1-8	17,220	Mayo	19	Gasol, Hunter	10	Scola	22
Nov 14	MINNESOTA	W	97	87	2-2	0-6	2-8	10,019	Gay, Mayo	19	Gasol	16	Brewer	16
Nov 18	L.A. CLIPPERS	W	106	91	3-2	0-6	3-8	10,012	Gay, Randolph	21	Gasol, Randolph	8	B. Davis	23
Nov 20	at Philadelphia	W	102	97	3-2	1-6	4-8	14,269	Gay	33	Randolph	11	Williams	31
Nov 21	MILWAUKEE	L	98	103	3-3	1-6	4-9	11,209	Gay	24	Gasol	14	Jennings	26
Nov 23	SACRAMENTO	W	116	105	4-3	1-6	5-9	10,109	Gay	24	Gay	8	Evans	28
Nov 25	at Phoenix	L	111	126	4-3	1-7	5-10	18,284	Randolph	24	Randolph	13	Stoudemire	28
Nov 27	at Portland	W	106	96	4-3	2-7	6-10	20,540	Randolph	21	Gasol	15	Roy	26
Nov 29	at L.A. Clippers	L	88	98	4-3	2-8	6-11	14,854	Gasol	26	Gay	10	Gordon	29
Nov 30	at Utah	L	93	120	4-3	2-9	6-12	18,469	Mayo	20	Randolph	9	Brewer	25
Dec 2	at Minnesota	W	97	95	4-3	3-9	7-12	11,408	Conley, Gay, Randolph	20	Randolph	10	Gomes	20
Dec 4	DALLAS	W	98	82	5-3	3-9	8-12	13,020	Mayo	25	Randolph	15	Terry	18
Dec 8	CLEVELAND	W	111	109	6-3	3-9	9-12	16,325	Randolph	32	Randolph	14	James	43
Dec 11	OKLAHOMA CITY	L	94	102	6-4	3-9	9-13	13,048	Conley	20	Randolph	20	Durant	32
Dec 13	at Miami	W	118	90	6-4	4-9	10-13	14,465	Gay	41	Gasol	15	Wade	25
Dec 14	BOSTON	L	105	110	6-5	4-9	10-14	14,193	Gay	23	Gasol, Thabeet	8	Pierce	19
Dec 16	at Atlanta	L	97	110	6-5	4-10	10-15	13,013	Young	20	Randolph	10	Johnson	26
Dec 18	INDIANA	W	107	94	7-5	4-10	11-15	13,217	Randolph	26	Randolph	16	Dunleavy, Ford	16
Dec 20	DENVER	W	102	96	8-5	4-10	12-15	13,385	Randolph	32	Randolph	24	Anthony	41
Dec 22	GOLDEN STATE	W	121	108	9-5	4-10	13-15	12,827	Randolph	33	Randolph	18	Maggette	25
Dec 26	at Dallas	L	101	106	9-5	4-11	13-16	20,195	Randolph	27	Randolph	14	Terry	23
Dec 28	WASHINGTON	W	116	111	10-5	4-11	14-16	14,571	Mayo	28	Randolph	19	Arenas	30
Dec 30	at Indiana	W	121	110	10-5	5-11	15-16	14,741	Gay	31	Randolph	13	Head	30
Jan 2	at Phoenix	W	128	103	10-5	6-11	16-16	17,135	Mayo	25	Randolph	11	Stoudemire	29
Jan 5	at Portland	W	109	104	10-5	7-11	17-16	20,278	Mayo, Randolph	27	Randolph	14	Roy	27
Jan 6	at Utah	L	94	117	10-5	7-12	17-17	19,008	Young	22	Gay	8	Miles	24
Jan 8	UTAH	W	91	89	11-5	7-12	18-17	14,213	Randolph	29	Randolph	15	Okur	16
Jan 9	at Charlotte	L	87	89	11-5	7-13	18-18	15,438	Mayo	25	Randolph	12	Felton	19
Jan 12	L.A. CLIPPERS	W	104	102	12-5	7-13	19-18	11,004	Gay, Gasol	24	Gasol	15	B. Davis	27
Jan 15	MINNESOTA	W	135	110	13-5	7-13	20-18	12,812	Gay	21	Randolph	12	Brewer	22
Jan 16	SAN ANTONIO	W	92	86	14-5	7-13	21-18	14,116	Randolph	23	Randolph	15	Duncan	23
Jan 18	PHOENIX	W	125	118	15-5	7-13	22-18	18,119	Gay	31	Randolph	11	Nash	22
Jan 20	at New Orleans	L	111	113	15-5	7-14	22-19	14,238	Gay	26	Randolph	12	Paul, West	21
Jan 22	OKLAHOMA CITY	W	86	84	16-5	7-14	23-19	12,948	Gay, Randolph	25	Gasol	13	Durant	30
Jan 25	ORLANDO	W	99	94	17-5	7-14	24-19	12,273	Randolph	23	Randolph	19	Howard	27
Jan 27	at Detroit	W	99	93	17-5	8-14	25-19	14,886	Gasol	25	Randolph	13	Stuckey	17
Jan 29	at San Antonio	L	97	104	17-5	8-15	25-20	18,088	Mayo	28	Randolph	13	Duncan	19
Jan 30	NEW ORLEANS	L	102	109	17-6	8-15	25-21	12,317	Gasol, Randolph	25	Gasol	16	West	22
Feb 1	L.A. LAKERS	W	95	93	18-6	8-15	26-21	18,119	Gay	25	Randolph	17	Bryant	44
Feb 2	at Cleveland	L	89	105	18-6	8-16	26-22	20,562	Gay	15	Mayo	6	James	22
Feb 5	HOUSTON	L	83	101	18-7	8-16	26-23	14,531	Gasol	17	Gasol, Randolph	8	Brooks	19
Feb 6	at Minnesota	L	102	109	18-7	8-17	26-24	14,159	Gay	27	Randolph	13	Gomes	26
Feb 9	ATLANTA	L	94	108	18-8	8-17	26-25	10,491	Randolph	20	Randolph	14	Crawford	28
Feb 16	PHOENIX	L	95	109	18-9	8-17	26-26	11,508	Gay	21	Randolph	15	Richardson	27
Feb 17	at Toronto	W	109	102	18-9	9-17	27-26	16,829	Gay	29	Randolph	11	Bosh	32
Feb 19	MIAMI	L	87	100	18-10	9-17	27-27	16,127	Gasol	22	Randolph	19	Beasley	30
Feb 21	at New Jersey	W	104	94	18-10	10-17	28-27	12,076	Gay	29	Randolph	10	Lopez	26
Feb 23	L.A. LAKERS	L	98	99	18-11	10-17	28-28	18,119	Mayo	25	Randolph	14	Bryant	32
Feb 24	at Washington	W	99	94	18-11	11-17	29-28	11,875	Randolph	22	Randolph	9	Blatche	24
Feb 26	CHARLOTTE	L	89	93	18-12	11-17	29-29	14,713	Randolph	24	Randolph	10	Jackson	32
Feb 27	at New York	W	120	109	18-12	12-17	30-29	19,763	Randolph	31	Randolph	25	Harrington	31
Mar 1	PORTLAND	L	93	103	18-13	12-17	30-30	11,123	Randolph	22	Gasol	11	Roy	25
Mar 3	at New Orleans	W	104	100	18-13	13-17	31-30	14,347	Conley	26	Randolph	11	Thornton	24
Mar 4	at Chicago	W	105	96	18-13	14-17	32-30	19,187	Randolph	31	Randolph	18	Deng	23
Mar 6	SAN ANTONIO	L	92	102	18-14	14-17	32-31	15,928	Mayo	23	Gasol	13	Jefferson	18
Mar 8	NEW JERSEY	W	107	101	19-14	14-17	33-31	10,317	Conley, Gay	21	Gasol	13	Lee	30
Mar 10	at Boston	W	111	91	19-14	15-17	34-31	18,624	Gay	28	Gasol, Randolph	10	Allen, Rondo	17
Mar 12	NEW YORK	W	119	112	20-14	15-17	35-31	12,236	Randolph	24	Randolph	11	Walker	21
Mar 13	DENVER	L	108	125	20-15	15-17	35-32	17,023	Mayo	25	Randolph	12	Smith	30
Mar 16	CHICAGO	W	104	97	21-15	15-17	36-32	15,413	Mayo	24	Randolph	12	Murray	25
Mar 17	at Houston	L	94	107	21-15	15-18	36-33	16,142	Randolph	30	Randolph	15	Brooks	31
Mar 20	GOLDEN STATE	W	123	107	22-15	15-18	37-33	14,897	Gay	25	Arthur, Randolph	13	Ellis	28
Mar 22	at Sacramento	W	102	85	22-15	16-18	38-33	11,497	Randolph	25	Randolph	12	Landry	23
Mar 24	at Golden State	L	110	128	22-15	16-19	38-34	17,123	Gay	25	Gay	10	Curry	30
Mar 28	at Milwaukee	L	103	108	22-15	16-20	38-35	17,008	Randolph	31	Randolph	15	Jennings	29
Mar 31	DALLAS	L	102	106	22-16	16-20	38-36	11,616	Mayo	27	Randolph	12	Terry	29
Apr 2	NEW ORLEANS	W	107	96	23-16	16-20	39-36	15,043	Mayo	27	Thabeet	11	Thornton	19
Apr 4	at Orlando	L	92	107	23-16	16-21	39-37	17,461	Randolph	24	Randolph	18	Carter	26
Apr 6	HOUSTON	L	103	113	23-17	16-21	39-38	11,673	Randolph	22	Arthur	12	Martin	29
Apr 7	at Dallas	L	84	110	23-17	16-22	39-39	20,105	Gay	23	Randolph	13	Butler	23
Apr 9	at San Antonio	W	107	99	23-17	17-22	40-39	18,581	Randolph	28	Randolph	15	Ginobili	26
Apr 10	PHILADELPHIA	L	101	120	23-18	17-22	40-40	15,936	Conley	23	Randolph	10	Speights	22
Apr 12	at Denver	L	101	123	23-18	17-23	40-41	19,155	Conley	22	Arthur	10	Smith	26
Apr 14	at Oklahoma City	L	105	114	23-18	17-24	40-42	18,334	Gay	25	Randolph	11	Durant	31

INTRO  
PLAYERS  
EXECUTIVE  
BASKETBALL OPS  
BUSINESS OPS  
MEDIA  
COMMUNITY  
HISTORY  
PLAYOFFS  
REVIEW  
OPPONENTS  
NBA  
FEDERATION  
AT A GLANCE





# SEASON REVIEW

## 2008-09 MEMPHIS GRIZZLIES (24-58)



**Back Row, standing (L-R):** Damon Stoudamire, Gary Schmidt, Drew Graham, Johnny Davis, Quinton Ross, Rudy Gay, Hakim Warrick, Marc Gasol, Darko Milicic, Darius Miles, Darrell Arthur, David Joerger, Henry Bibby, Barry Hecker, Jim Scholler, Jason Biles.

**Front Row, sitting (L-R):** Marko Jaric, O.J. Mayo, Lionel Hollins, Mike Conley, Greg Buckner. Not Pictured: Hamed Haddadi.

Player	--Field Goals--						--3-Point FG--			-Free Throws-			--Rebounds--				PF	Dq	Stl	TO	Blk	Pts	Avg
	G	GS	Min	FG	FGA	Pct	FG	FGA	Pct	FT	FTA	Pct	Off	Def	Tot	Ast							
Gay	79	78	2945	572	1262	.453	85	242	.351	264	344	.767	109	328	437	135	221	1	98	203	59	1493	18.9
Mayo	82	82	3120	562	1283	.438	145	378	.384	247	281	.879	56	252	308	262	204	1	91	226	13	1516	18.5
Gasol	82	75	2521	350	661	.530	0	1	.000	275	375	.733	201	404	605	143	265	5	63	164	90	975	11.9
Warrick	82	7	2029	340	693	.491	5	23	.217	266	374	.711	129	277	406	66	170	1	48	98	39	951	11.6
Conley	82	61	2508	323	730	.442	88	217	.406	161	197	.817	25	251	276	354	146	1	90	143	8	895	10.9
Lowry	49	21	1071	112	272	.412	17	69	.246	129	161	.801	13	98	111	178	89	1	48	79	8	370	7.6
Arthur	76	64	1464	191	436	.438	0	2	.000	40	60	.667	108	238	346	43	206	1	52	47	52	422	5.6
Milicic	61	15	1034	137	266	.515	0	0	---	59	105	.562	83	181	264	34	134	0	22	48	51	333	5.5
Ross	68	7	1164	99	259	.382	33	88	.375	34	42	.810	29	97	126	47	114	0	32	36	14	265	3.9
Miles	34	0	298	48	99	.485	1	6	.167	23	31	.742	19	38	57	17	32	0	11	21	20	120	3.5
Crittendon	7	0	44	7	15	.467	0	1	.000	5	11	.455	4	2	6	5	5	0	1	3	0	19	2.7
Jaric	53	0	605	48	145	.331	11	28	.393	29	41	.707	23	42	65	74	62	0	29	49	11	136	2.6
Haddadi	19	0	120	15	31	.484	0	0	---	18	30	.600	16	31	47	8	20	0	1	9	12	48	2.5
Buckner	63	0	878	61	159	.384	13	51	.255	20	25	.800	32	98	130	57	108	0	29	38	8	155	2.5
Foyle	1	0	3	0	0	---	0	0	---	0	0	---	0	0	0	0	1	0	0	0	0	0	0.0
GRIZZLIES	82		19805	2865	6311	.454	398	1106	.360	1570	2077	.756	847	2337	3184	1423	1777	11	615	1252	385	7698	93.9
OPPONENTS	82		19805	3018	6378	.473	536	1510	.355	1574	2043	.770	842	2431	3273	1735	1786	11	632	1194	443	8146	99.3

## QUICK FACTS

- The Memphis Grizzlies posted a two-game improvement, finishing with a 24-58 record (fifth in the Southwest Division).
- Grizzlies Head Coach **Marc Iavaroni** is relieved of his coaching duties on Jan. 23, 2009 and **Johnny Davis** is named interim head coach for two games.
- Longtime Grizzlies assistant coach and former two-time interim head coach **Lionel Hollins** named head coach of the Memphis Grizzlies on Jan. 25, 2009.
- Rookie **O.J. Mayo** finished runner-up to Chicago's **Derrick Rose** for the NBA Rookie of the Year Award, leading all rookies with 18.5 points per game and being named the T-Mobile Western Conference Rookie of the Month twice (Oct./Nov. and April).
- Mayo sets the franchise rookie record in total points (1,516), field goals made (562), three-point field goal percentage (.384) and minutes (3,120), while setting the overall franchise record in free throw percentage (.879).
- Mike Conley** ties a club record with seven steals on April 13 at Phoenix.
- Marc Gasol** shot .530 from the field in his rookie season, breaking his brother **Pau Gasol's** franchise rookie record (.518 in 2001-02).

## NBA STATISTICAL RANKINGS

Category	Memphis		Opponents		Category	Memphis		Opponents	
Points per game	93.9	29th	99.3	14th	Assists Per Game	17.35	30th	21.16	17th
Field Goal Pct.	.454	21st	.473	25th	Steals Per Game	7.50	T-9th	7.71	20th
Free Throw Pct.	.756	22nd	.770	16th	Turnovers Per Game	15.27	24th	14.56	10th
3-Pt. Field Goal Pct.	.360	21st	.355	10th	Blocks Per Game	4.70	18th	5.40	25th
Offensive Rebounds Per Game	10.33	24th	10.27	7th	Personal Fouls Per Game	21.67	21st	21.78	T-9th
Defensive Rebounds Per Game	28.50	28th	29.65	10th	Disqualifications	11	T-14th	11	T-16th
Rebounds Per Game	38.8	30th	39.9	7th	Points Per Game Differential	-5.4	26th		



# GAME BY GAME



Date	Opponent	Mem	Opp	Hm	Rd	Tot	Atten	Grizzlies		Grizzlies		Opponent			
								Top Scorer	Top Rebounder	Top Scorer	Top Rebounder				
Oct 29	at Houston	L	71	82	0-0	0-1	0-1	18,196	Gay	20	Arthur	15	McGrady	21	
Oct 31	ORLANDO	W	86	84	1-0	0-1	1-1	16,139	Gay	29	Arthur	10	Lewis	23	
Nov 1	at Chicago	L	86	96	1-0	0-2	1-2	21,785	Gay	20	Millicic	9	Rose	26	
Nov 3	GOLDEN STATE	W	90	79	2-0	0-2	2-2	10,121	Gasol	27	Gasol	16	Jackson	17	
Nov 5	at Sacramento	L	95	100	2-0	0-3	2-3	13,685	Mayo	28	Gasol, Gay, Lowry	6	Martin	33	
Nov 7	at Golden State	W	109	104	2-0	1-3	3-3	18,744	Gay	23	Arthur	12	Jackson	27	
Nov 9	at Denver	L	90	100	2-0	1-4	3-4	14,359	Mayo	31	Gasol, Mayo	8	Anthony	24	
Nov 10	at Phoenix	L	102	107	2-0	1-5	3-5	18,422	Mayo	33	Arthur, Gay	7	Barbosa	27	
Nov 12	NEW YORK	L	103	132	2-1	1-5	3-6	10,129	Gay	20	Warrick	8	Chandler	27	
Nov 14	MILWAUKEE	L	96	101	2-2	1-5	3-7	11,308	Mayo	25	Warrick	10	Jefferson	26	
Nov 18	SACRAMENTO	W	109	94	3-2	1-5	4-7	10,834	Gay	22	Warrick	10	Salmons	18	
Nov 21	at Dallas	L	76	91	3-2	1-6	4-8	20,035	Mayo	19	Gasol, Gay	8	Nowitzki	25	
Nov 22	UTAH	L	93	104	3-3	1-6	4-9	13,121	Mayo	23	Arthur	9	Okur	23	
Nov 24	SAN ANTONIO	L	81	94	3-4	1-6	4-10	12,053	Mayo	26	Millicic	11	Hill	20	
Nov 26	at Utah	L	100	117	3-4	1-7	4-11	19,911	Gay	27	Gasol	8	Millisap	24	
Nov 28	at San Antonio	L	98	109	3-4	1-8	4-12	17,074	Mayo	32	Gasol, Gay, Millicic	6	Mason	20	
Nov 29	OKLAHOMA CITY	L	103	111	3-5	1-8	4-13	11,977	Mayo	30	Mayo	7	Durant	30	
Dec 3	at Atlanta	L	95	105	3-5	1-9	4-14	12,088	Warrick	20	Gay	10	Johnson	26	
Dec 5	L.A. CLIPPERS	W	91	83	4-5	1-9	5-14	10,484	Gay	25	Millicic	9	B. Davis	23	
Dec 6	at New Orleans	L	87	106	4-5	1-10	5-15	16,822	Gasol	21	Gasol	7	Paul	21	
Dec 8	HOUSTON	W	109	97	5-5	1-10	6-15	10,691	Gay	20	Gasol	8	Artest, Scola	16	
Dec 10	at Oklahoma City	W	108	102	5-5	2-10	7-15	18,009	Gay	22	Gasol, Gay, Warrick	6	Durant	28	
Dec 12	CHICAGO	W	103	96	6-5	2-10	8-15	17,132	Gay	29	Millicic	11	Gordon	26	
Dec 14	MIAMI	W	102	86	7-5	2-10	9-15	12,721	Mayo	28	Gasol	7	Beasley	20	
Dec 16	NEW ORLEANS	L	84	91	7-6	2-10	9-16	10,231	Gay	28	Gasol	11	Paul, West	18	
Dec 19	CHARLOTTE	L	83	112	7-7	2-10	9-17	11,869	Gay	17	Gasol	6	Diaw	26	
Dec 22	L.A. LAKERS	L	96	105	7-8	2-10	9-18	17,456	Gay	23	Millicic	8	Bryant	36	
Dec 23	at Dallas	L	82	100	7-8	2-11	9-19	20,200	Warrick	17	Gay	9	Nowitzki	21	
Dec 26	INDIANA	W	108	105	8-8	2-11	10-19	12,346	Warrick	21	Mayo	8	Daniels	28	
Dec 27	at San Antonio	L	103	106	20	8-8	2-12	10-20	18,797	Warrick	29	Gay	11	Parker	32
Dec 29	at Minnesota	L	98	108	10	8-8	2-13	10-21	12,207	Mayo	23	Warrick	8	Jefferson	38
Dec 30	PHOENIX	L	89	101	8-9	2-13	10-22	14,471	Warrick	25	Gasol	13	Barbosa	28	
Jan 2	SAN ANTONIO	L	80	91	8-10	2-13	10-23	12,597	Warrick	16	Gasol	11	Duncan	20	
Jan 4	DALLAS	W	102	82	9-10	2-13	11-23	11,731	Mayo	21	Gay, Warrick	7	Nowitzki	28	
Jan 6	MINNESOTA	L	87	94	9-11	2-13	11-24	10,156	Warrick	22	Mayo	8	Foye	23	
Jan 7	at New Jersey	L	89	100	9-11	2-14	11-25	11,552	Mayo	26	Gasol	10	Carter	25	
Jan 9	at Toronto	L	82	103	9-11	2-15	11-26	18,486	Gay	22	Arthur	7	Bosh	32	
Jan 13	CLEVELAND	L	87	102	9-12	2-15	11-27	15,121	Lowry	25	Gasol	11	James	30	
Jan 16	UTAH	L	91	101	9-13	2-15	11-28	10,422	Mayo	23	Gasol	10	Williams	27	
Jan 19	DETROIT	L	79	87	9-14	2-15	11-29	17,483	Gay, Mayo	15	Gasol	13	Iverson	27	
Jan 21	at Charlotte	L	86	101	9-14	2-16	11-30	11,249	Gay	26	Gasol	6	Bell	25	
Jan 23	at New York	L	88	108	9-14	2-17	11-31	18,391	Gay	20	Gay	9	Lee	19	
Jan 24	NEW JERSEY	L	88	99	9-15	2-17	11-32	12,817	Mayo	23	Gasol	10	Carter	23	
Jan 27	DENVER	L	85	100	9-16	2-17	11-33	11,338	Mayo	19	Warrick	10	Billups	29	
Jan 28	at Oklahoma City	L	102	114	10	9-16	2-18	11-34	18,450	Gay	25	Gasol, Gay	8	Durant	35
Jan 31	L.A. LAKERS	L	98	115	9-17	2-18	11-35	18,119	Gay	23	Arthur, Warrick	7	Bryant	25	
Feb 2	at Washington	W	113	97	9-17	3-18	12-35	11,442	Mayo	33	Gasol	11	Jamison	29	
Feb 4	HOUSTON	W	104	93	10-17	3-18	13-35	10,109	Mayo	32	Conley, Gay	9	McGrady	21	
Feb 6	L.A. CLIPPERS	L	105	126	10-18	3-18	13-36	10,912	Gay	26	Gasol, Gay, Mayo	5	Randolph	35	
Feb 7	TORONTO	W	78	70	11-18	3-18	14-36	11,498	Mayo, Warrick	16	Five players tied	8	Calderon	18	
Feb 9	NEW ORLEANS	W	85	80	12-18	3-18	15-36	10,896	Mayo	22	Mayo	16	Stojakovic	23	
Feb 11	at Philadelphia	L	87	91	12-18	3-19	15-37	12,812	Warrick	31	Gasol	9	Miller	24	
Feb 17	at Utah	L	89	117	12-18	3-20	15-38	19,911	Gay, Mayo	18	Millicic	10	Miles	24	
Feb 18	at Portland	L	90	94	12-18	3-21	15-39	20,385	Gay	20	Gasol	10	Roy	24	
Feb 20	SACRAMENTO	L	106	115	12-19	3-21	15-40	15,036	Mayo	24	Conley	10	Martin	33	
Feb 24	at Cleveland	L	79	94	12-19	3-22	15-41	20,562	Gay, Warrick	13	Gasol	9	Gibson	19	
Feb 25	at Indiana	L	99	104	12-19	3-23	15-42	13,211	Gasol	22	Gasol	15	Ford, Jack	20	
Feb 28	OKLAHOMA CITY	L	92	99	12-20	3-23	15-43	10,074	Gay	20	Gasol	9	Green	27	
Mar 3	at L.A. Lakers	L	89	99	12-20	3-24	15-44	18,997	Gasol, Mayo	17	Gasol	14	Bryant	31	
Mar 4	at L.A. Clippers	W	118	95	12-20	4-24	16-44	13,813	Gay	35	Gasol, Gay	8	Thornton	25	
Mar 7	PHILADELPHIA	L	105	110	12-21	4-24	16-45	14,458	Conley	31	Gasol	13	Igoudala	24	
Mar 8	at Houston	L	83	93	12-21	4-25	16-46	16,179	Gay	21	Arthur	12	Yao	24	
Mar 11	at Minnesota	L	79	104	12-21	4-26	16-47	12,443	Mayo	18	Millicic	10	Gomes	24	
Mar 13	at Boston	L	92	102	12-21	4-27	16-48	18,624	Gay	26	Gasol	15	Powe	30	
Mar 15	at Detroit	W	89	84	12-21	5-27	17-48	22,076	Conley	20	Millicic	11	McDyess	19	
Mar 16	PORTLAND	L	92	103	12-22	5-27	17-49	11,417	Mayo	21	Gay	11	Aldridge	22	
Mar 18	DENVER	L	109	111	12-23	5-27	17-50	11,087	Gay	30	Gasol	8	Anthony	35	
Mar 20	at New Orleans	L	84	96	12-23	5-28	17-51	17,837	Gay	23	Gasol, Millicic	6	Paul	32	
Mar 21	BOSTON	L	87	105	12-24	5-28	17-52	18,119	Warrick	20	Buckner	7	Davis	24	
Mar 23	at Miami	L	82	94	12-24	5-29	17-53	18,654	Mayo	21	Gasol	9	Wade	27	
Mar 27	at Sacramento	W	113	95	12-24	6-29	18-53	12,987	Gasol	27	Gay	9	Martin	31	
Mar 28	at Portland	L	66	86	12-24	6-30	18-54	20,680	Mayo	12	Conley, Haddadi	6	Roy	21	
Mar 30	at Golden State	W	114	109	12-24	7-30	19-54	18,471	Mayo	24	Haddadi	8	Ellis	29	
Apr 1	WASHINGTON	W	112	107	13-24	7-30	20-54	10,013	Gay	25	Gasol	9	Butler	31	
Apr 3	DALLAS	W	107	102	14-24	7-30	21-54	15,126	Gay	27	Gay	10	Nowitzki	35	
Apr 4	at Milwaukee	W	107	102	14-24	8-30	22-54	18,717	Gay	26	Gasol	10	Jefferson	24	
Apr 7	PORTLAND	L	93	96	14-25	8-30	22-55	10,089	Mayo	31	Arthur	5	Roy	24	
Apr 8	at Orlando	L	78	81	14-25	8-31	22-56	17,461	Gay	18	Gasol	8	Turkoglu	20	
Apr 10	PHOENIX	W	106	89	15-25	8-31	23-56	15,908	Gay, Mayo	20	Arthur, Warrick	10	Amundson, Richardson	13	
Apr 12	at L.A. Lakers	L	75	92	15-25	8-32	23-57	18,997	Mayo	20	Gasol	8	Bynum	18	
Apr 13	at Phoenix	L	110	119	15-25	8-33	23-58	18,422	Gay, Warrick	26	Warrick	9	O'Neal	19	
Apr 15	ATLANTA	W	98	90	16-25	8-33	24-58	12,736	Mayo	26	Arthur	10	Murray	29	

INTRO  
PLAYERS  
EXECUTIVE  
BASKETBALL OPS  
BUSINESS OPS  
MEDIA  
COMMUNITY  
HISTORY  
PLAYOFFS  
REVIEW  
OPPONENTS  
NBA  
FEDERATION  
AT A GLANCE





# SEASON REVIEW

## 2007-08 MEMPHIS GRIZZLIES (22-60)



**Back Row, standing (L-R):** Gordon Chiesa, Drew Graham, Mark Price, Jason Biles, Andy Greer, Brian Cardinal, Hakim Warrick, Kwame Brown, Darko Milicic, Jason Collins, Rudy Gay, Andre Brown, Johnny Davis, Ron DuBois, David Joergel, Mike Curtis. **Front Row, sitting (L-R):** Mike Miller, Juan Carlos Navarro, Mike Conley, Marc Iavaroni, Kyle Lowry, Javaris Crittenton, Casey Jacobsen.

Player	--Field Goals--					--3-Point FG--			--Free Throws--			--Rebounds--					PF	Dq	Stl	TO	Blk	Pts	Avg
	G	GS	Min	FG	FGA	Pct	FG	FGA	Pct	FT	FTA	Pct	Off	Def	Tot	Ast							
Gay	81	81	3000	625	1355	.461	134	387	.346	248	316	.785	140	359	499	158	230	6	111	190	79	1632	20.1
Gasol	39	39	1433	279	557	.501	4	15	.267	176	215	.819	94	248	342	116	85	0	16	80	56	738	18.9
Miller	70	70	2474	414	824	.502	155	359	.432	164	212	.774	51	416	467	240	145	3	35	182	16	1147	16.4
Warrick	75	30	1754	328	653	.502	13	48	.271	183	260	.704	123	233	356	53	156	1	36	85	28	852	11.4
Navarro	82	30	2117	308	766	.402	156	432	.361	124	146	.849	34	176	210	177	94	0	48	134	1	896	10.9
Lowry	82	9	2089	256	592	.432	36	140	.257	243	348	.698	41	209	250	296	185	1	92	127	22	791	9.6
Conley	53	46	1381	189	442	.428	30	91	.330	90	123	.732	21	118	139	222	85	1	44	89	2	498	9.4
Crittendon	28	0	508	72	180	.400	9	34	.265	53	76	.697	20	69	89	33	35	0	12	33	2	206	7.4
Stoudamire	29	29	624	77	194	.397	36	94	.383	21	26	.808	14	57	71	112	46	0	19	50	0	211	7.3
Milicic	70	64	1663	219	500	.438	0	1	.000	67	121	.554	127	297	424	58	185	1	32	101	114	505	7.2
Swift	35	4	549	93	177	.525	0	2	.000	52	81	.642	46	83	129	22	74	0	10	39	36	238	6.8
Jones	9	2	137	14	36	.389	3	13	.231	9	10	.900	10	17	27	11	17	0	5	5	2	40	4.4
Kinsey	11	0	96	16	38	.421	3	7	.429	5	6	.833	3	9	12	2	11	0	3	3	0	40	3.6
K. Brown	15	1	204	19	39	.487	0	0	---	14	34	.412	20	37	57	17	24	0	6	14	4	52	3.5
Cardinal	37	1	440	43	126	.341	25	81	.309	13	19	.684	26	70	96	22	62	0	10	23	2	124	3.4
A. Brown	33	1	286	39	78	.500	0	0	---	22	49	.449	37	55	92	8	38	0	7	14	4	100	3.0
Collins	31	3	488	30	59	.508	0	1	.000	20	38	.526	29	60	89	6	84	1	12	25	17	80	2.6
Jacobsen	53	0	547	39	115	.339	16	72	.222	13	17	.765	12	53	65	20	34	0	5	16	1	107	2.0
Richardson	3	0	15	0	6	.000	0	2	.000	0	0	---	0	1	1	1	2	0	0	1	0	0	0.0
GRIZZLIES	82		19805	3060	6737	.454	620	1779	.349	1517	2097	.723	848	2567	3415	1574	1592	14	503	1251	386	8257	100.7
OPPONENTS	82		19805	3394	7076	.480	591	1625	.364	1387	1791	.774	932	2721	3653	1963	1842	12	711	1096	403	8766	106.9

## QUICK FACTS

- The Memphis Grizzlies finished with a 22-60 record for the second consecutive season, placing fifth in the Southwest Division.
- The club made a franchise-best 620 three-point field goals.
- Rudy Gay** finished runner-up to **Hedo Turkoglu** for the NBA Most Improved Player Award, posting 20.1 points per game while recording the NBA's highest scoring average increase from the previous season (9.3).
- Gay also set a then Memphis franchise record for total points in a single season (1,632).
- Gay competed in the 2008 Sprite Slam Dunk Contest during All-Star weekend in New Orleans.
- Juan Carlos Navarro's** 156 three-pointers made him ranked second most in a single season by an NBA rookie, and finished just two behind the then all-time record held by **Kerry Kittles**.
- On Feb. 1, the Grizzlies traded the franchise's all-time leading scorer **Pau Gasol** to the Los Angeles Lakers in exchange for **Kwame Brown**, **Javaris Crittenton**, **Aaron McKie**, the draft rights to brother **Marc Gasol**, two future first round picks and cash considerations.

## NBA STATISTICAL RANKINGS

Category	Memphis		Opponents		Category	Memphis		Opponents	
Points per game	100.7	10th	106.9	28th	Assists Per Game	19.20	28th	23.94	28th
Field Goal Pct.	.454	15th	.480	30th	Steals Per Game	6.13	28th	8.67	30th
Free Throw Pct.	.723	26th	.774	29th	Turnovers Per Game	15.26	28th	13.37	22nd
3-Pt. Field Goal Pct.	.349	22nd	.364	18th	Blocks Per Game	4.71	17th	4.91	18th
Offensive Rebounds Per Game	10.34	22nd	11.37	21st	Personal Fouls Per Game	19.41	3rd	22.46	6th
Defensive Rebounds Per Game	31.30	11th	33.18	28th	Disqualifications	14	T-21st	12	T-15th
Rebounds Per Game	41.65	18th	44.55	27th	Points Per Game Differential	-6.2	24th		





Date	Opponent	Mem	Opp	Hm	Rd	Tot	Atten	Grizzlies Top Scorer	Grizzlies Top Rebounder	Opponent Top Scorer
Oct 31	SAN ANTONIO	L 101	104	0-1	0-0	0-1	17,538	Gasol	22 Miller	10 Ginobili
Nov 3	INDIANA	L 111	121	0-2	0-0	0-2	14,878	Lowry	19 Gasol, Miller	10 Dunleavy
Nov 7	at Seattle	W 105	98	0-2	1-0	1-2	10,761	Gay	25 Gasol, Gay, Millicic	10 Wilcox
Nov 9	at Portland	L 98	110	0-2	1-1	1-3	18,112	Gay	31 Millicic	10 Aldridge
Nov 10	at Utah	L 94	118	0-2	1-2	1-4	19,771	Gay	18 Miller	12 Boozer
Nov 13	HOUSTON	W 105	99	1-2	1-2	2-4	12,398	Gasol	26 Lowry	8 McGrady
Nov 14	at Milwaukee	L 99	102	1-2	1-3	2-5	13,462	Gay	26 Millicic	13 Redd
Nov 16	NEW ORLEANS	L 118	120(ot)	1-3	1-3	2-6	13,271	Navarro	28 Miller	9 West
Nov 17	at Dallas	L 105	108	1-3	1-4	2-7	20,385	Miller	23 Miller	7 Jo. Howard
Nov 19	SEATTLE	W 125	108	2-3	1-4	3-7	10,863	Swift	24 Gasol, Gay	7 West
Nov 21	TORONTO	L 89	95	2-4	1-4	3-8	12,217	Gasol, Miller	16 Gasol, Miller	10 Bosh
Nov 23	at San Antonio	L 88	101	2-4	1-5	3-9	18,797	Navarro	16 Gay	7 Duncan
Nov 24	WASHINGTON	W 124	118	3-4	1-5	4-9	13,579	Navarro	28 Gasol	9 Jamison
Nov 27	at New Jersey	W 110	103	3-4	2-5	5-9	12,092	Gasol	22 Navarro	11 Carter
Nov 28	at Toronto	L 91	103	3-4	2-6	5-10	18,906	Navarro	15 Gasol, Jacobsen	7 Parker
Dec 1	MINNESOTA	W 109	80	4-4	2-6	6-10	12,896	Gay	21 Miller	14 McCants
Dec 3	PORTLAND	L 105	106	4-5	2-6	6-11	11,317	Gay, Miller	30 Gasol	15 Roy
Dec 5	at Houston	L 92	105	4-5	2-7	6-12	17,723	Gasol	23 Gasol	12 Wells, Yao
Dec 7	at New Orleans	L 116	118(ot)	4-5	2-8	6-13	10,386	Gay	31 Gasol	10 Paul
Dec 8	at Atlanta	L 78	86	4-5	2-9	6-14	15,658	Gay	17 Gay	11 Smith
Dec 11	DETROIT	L 103	113	4-6	2-9	6-15	11,962	Gay	20 Miller	11 Billups
Dec 14	L.A. CLIPPERS	L 91	98	4-7	2-9	6-16	10,819	Miller	23 Millicic	12 Kaman, Maggette
Dec 15	at Orlando	W 123	119	4-7	3-9	7-16	17,519	Gay	32 Miller	8 Howard
Dec 17	GOLDEN STATE	L 117	125	4-8	3-9	7-17	10,549	Gay	32 Swift	8 Jackson
Dec 19	SAN ANTONIO	W 88	85	5-8	3-9	8-17	13,260	Miller	31 Gay	9 Ginobili
Dec 21	at Detroit	L 67	94	5-8	3-10	8-18	22,076	Gay	18 Gasol	10 Prince
Dec 22	PHILADELPHIA	L 97	99	5-9	3-10	8-19	11,541	Gasol	31 Gasol	13 Miller
Dec 26	NEW ORLEANS	L 98	116	5-10	3-10	8-20	11,189	Gay, Miller	19 Gasol	8 Paul
Dec 28	HOUSTON	L 83	103	5-11	3-10	8-21	15,660	Gasol	23 Miller	9 Yao, Scola
Dec 30	at San Antonio	L 87	111	5-11	3-11	8-22	18,797	Gasol	19 Gasol, Gay, Millicic	5 Duncan, Parker
Jan 2	at Indiana	W 90	72	5-11	4-11	9-22	10,186	Gasol	30 Gasol	12 Dunleavy
Jan 4	at Boston	L 96	100	5-11	4-12	9-23	18,624	Gay	21 Gasol, Millicic, Miller	8 Garnett, Pierce
Jan 6	MIAMI	W 101	94	6-11	4-12	10-23	14,581	Gasol	28 Gasol	13 Davis
Jan 8	L.A. LAKERS	L 101	117	6-12	4-12	10-24	14,981	Miller	19 Gasol	12 Fisher
Jan 10	at Sacramento	L 113	116	6-12	4-13	10-25	12,493	Gay	31 Gay, Millicic, Warrick	7 Salmons
Jan 11	at Golden State	L 104	116	6-12	4-14	10-26	19,224	Gasol	43 Gasol	11 Ellis
Jan 13	at L.A. Lakers	L 99	100	6-12	4-15	10-27	18,997	Miller	27 Gasol	18 Bryant
Jan 15	CLEVELAND	L 124	132(ot)	6-13	4-15	10-28	13,871	Gay	30 Gasol	12 James
Jan 18	SEATTLE	W 124	100	7-13	4-15	11-28	13,451	Miller	25 Jones	13 Durant
Jan 19	at Charlotte	L 87	105	7-13	4-16	11-29	15,848	Gasol	28 Gay	9 Richardson
Jan 21	CHICAGO	W 104	90	8-13	4-16	12-29	18,119	Gay, Miller	24 Gasol, Gay, Miller	10 Gordon
Jan 23	ORLANDO	L 85	112	8-14	4-16	12-30	10,212	Gay	20 Gasol	11 Turkoglu
Jan 25	at Washington	L 93	104	8-14	4-17	12-31	17,123	Miller	21 Miller	9 Jamison
Jan 26	L.A. CLIPPERS	W 125	120(ot)	9-14	4-17	13-31	11,072	Gay	34 Gay	12 Maggette
Jan 28	DALLAS	L 84	103	9-15	4-17	13-32	11,672	Gay	18 Gasol, Lowry, Millicic	5 Jo. Howard
Jan 30	DENVER	L 102	106	9-16	4-17	13-33	12,043	Gay	30 Millicic	16 Iverson
Feb 2	UTAH	L 91	110	9-17	4-17	13-34	12,407	Gay	15 Millicic	12 Boozer
Feb 5	MILWAUKEE	L 97	102	9-18	4-17	13-35	10,749	Miller	32 Millicic	12 Williams
Feb 8	at Dallas	L 81	92	9-18	4-18	13-36	20,315	Gay	18 Gay	12 Nowitzki
Feb 9	at New Orleans	W 99	112	9-18	4-19	13-37	17,231	Gay	26 Millicic	7 West
Feb 12	SACRAMENTO	W 107	94	10-18	4-19	14-37	10,161	Warrick	24 Warrick	13 Martin
Feb 13	at Philadelphia	L 88	102	10-18	4-20	14-38	12,026	Gay, Warrick	23 Warrick	8 Igouda
Feb 19	at Seattle	L 101	108	10-18	4-21	14-39	11,391	Gay	23 Collins	10 Watson
Feb 20	at L.A. Clippers	L 86	100	10-18	4-22	14-40	16,117	Gay	21 Millicic	8 Maggette
Feb 22	DALLAS	L 83	98	10-19	4-22	14-41	16,245	Gay	18 K. Brown, Warrick	9 Nowitzki
Feb 24	at Cleveland	L 89	109	10-19	4-23	14-42	20,562	Warrick	21 Warrick	9 James
Feb 26	PHOENIX	L 113	127	10-20	4-23	14-43	13,482	Gay	36 Warrick	11 Nash, Stoudemire
Feb 29	at Houston	L 95	116	10-20	4-24	14-44	18,105	Gay	22 Crittenton	8 McGrady
Mar 1	UTAH	L 92	113	10-21	4-24	14-45	13,232	Gay	20 Warrick	13 Boozer
Mar 4	at Chicago	L 97	112	10-21	4-25	14-46	21,725	Lowry	24 Warrick	10 Deng, Gooden
Mar 5	NEW JERSEY	W 100	93	11-21	4-25	15-46	10,218	Warrick	25 Millicic	11 Jefferson
Mar 8	BOSTON	L 89	119	11-22	4-25	15-47	18,119	Warrick	15 Warrick	5 R. Allen
Mar 11	at Phoenix	L 111	132	11-22	4-26	15-48	18,422	Gay	20 Gay	8 Stoudemire
Mar 12	at Denver	L 86	108	11-22	4-27	15-49	17,318	Navarro	16 Miller	9 Martin
Mar 15	at Golden State	L 107	110	11-22	4-28	15-50	19,596	Warrick	23 Miller	13 Jackson
Mar 17	CHARLOTTE	W 98	80	12-22	4-28	16-50	10,971	Navarro	21 Miller	13 Anderson
Mar 19	at Minnesota	L 94	98	12-22	4-29	16-51	12,666	Gay	25 Warrick	11 Jefferson
Mar 21	at New York	W 120	106	12-22	5-29	17-51	19,763	Miller	34 Warrick	10 Crawford
Mar 22	SACRAMENTO	W 117	111	13-22	5-29	18-51	11,151	Gay	24 Millicic	10 Martin
Mar 24	DENVER	L 106	120	13-23	5-29	18-52	12,317	Gay	30 Miller	14 Smith
Mar 26	at Sacramento	L 106	107(ot)	13-23	5-30	18-53	13,433	Warrick	26 Crittenton, Millicic	9 Martin
Mar 28	at L.A. Lakers	W 114	111	13-23	6-30	19-53	18,997	Gay	28 Millicic	12 Bryant
Mar 29	at L.A. Clippers	L 97	110	13-23	6-31	19-54	18,125	Gay	23 Millicic	9 Thornton
Mar 31	ATLANTA	L 99	116	13-24	6-31	19-55	10,281	Gay	29 Crittenton	8 Smith
Apr 2	NEW YORK	W 130	114	14-24	6-31	20-55	10,013	Crittenton	23 Crittenton	9 Randolph
Apr 4	GOLDEN STATE	L 86	117	14-25	6-31	20-56	11,463	Gay	23 Gay, Millicic, Miller	7 Biedrins
Apr 6	at Minnesota	W 113	101	14-25	7-31	21-56	16,764	Miller	34 Miller	10 Gomes
Apr 8	PHOENIX	L 113	127	14-26	7-31	21-57	13,987	Gay	36 Gay	8 Stoudemire
Apr 11	at Miami	W 96	91	14-26	8-31	22-57	19,017	Lowry, Warrick	17 A. Brown	11 Barron
Apr 12	MINNESOTA	L 105	114	14-27	8-31	22-58	14,873	Cortley	25 A. Brown	18 McCants
Apr 15	at Portland	L 91	113	14-27	8-32	22-59	19,980	Warrick	17 Warrick	14 Jones
Apr 16	at Denver	L 111	120	14-27	8-33	22-60	17,892	Lowry	22 A. Brown	13 Iverson

INTRO

PLAYERS

EXECUTIVE

BASKETBALL OPS

BUSINESS OPS

MEDIA

COMMUNITY

HISTORY

PLAYOFFS

REVIEW

OPPONENTS

NBA

FEDERATION

AT A GLANCE





# SEASON REVIEW

## 2006-07 MEMPHIS GRIZZLIES (22-60)



**Back Row, L-R:** Scott Adubato, Paul Cormier, Lionel Hollins, Mitchell Anderson, Brian Cardinal, Rudy Gay, Stromile Swift, Pau Gasol, Hakim Warrick, Lawrence Roberts, Mike Miller, Alexander Johnson, Yusuf Boyd, Drew Graham, Mike Curtis. **Front Row, L-R:** Kyle Lowry, Dahntay Jones, Damon Stoudamire, Tony Barone, Sr., Chuckie Atkins, Tarence Kinsey, Junior Harrington.

Player	--Field Goals--						--3-Point FG--			--Free Throws--			--Rebounds--			PF	Dq	Stl	TO	Blk	Pts	Avg	
	G	GS	Min	FG	FGA	Pct	FG	FGA	Pct	FT	FTA	Pct	Off	Def	Tot								Ast
Gasol	59	59	2133	462	858	.538	3	11	.273	299	400	.748	149	432	581	201	137	0	29	162	126	1226	20.8
Miller	70	69	2740	465	1010	.460	202	498	.406	161	203	.793	52	326	378	298	138	0	54	179	18	1293	18.5
Atkins	75	23	2064	310	715	.434	116	306	.379	252	311	.810	18	121	139	346	136	2	50	127	4	988	13.2
Warrick	82	43	2152	373	712	.524	0	8	.000	299	388	.771	130	290	420	75	232	3	43	161	30	1045	12.7
Gay	78	43	2103	321	760	.422	52	143	.364	152	209	.727	93	255	348	100	192	3	71	140	74	846	10.8
Swift	54	18	1029	161	346	.465	0	5	.000	97	134	.724	85	165	250	17	146	2	30	69	62	419	7.8
Kinsey	48	12	967	139	304	.457	13	46	.283	78	98	.796	29	68	97	41	57	0	53	46	1	369	7.7
Stoudamire	62	51	1501	171	437	.391	59	175	.337	66	83	.795	31	108	139	299	95	0	47	101	2	467	7.5
D. Jones	78	25	1671	220	461	.477	5	12	.417	138	174	.793	47	106	153	68	192	2	39	92	22	583	7.5
Lowry	10	0	175	14	38	.368	3	8	.375	25	28	.893	12	19	31	32	20	0	14	12	1	56	5.6
E. Jones	29	14	561	57	151	.377	22	74	.297	25	34	.735	14	47	61	33	54	1	22	23	2	161	5.6
Harrington	29	8	543	57	137	.416	7	26	.269	31	46	.724	12	56	68	89	79	0	21	52	5	152	5.2
Roberts	54	18	969	94	208	.452	0	2	.000	95	131	.725	101	160	261	30	133	2	36	36	13	283	5.2
Cardinal	28	1	313	42	85	.494	18	44	.409	25	27	.926	13	46	59	31	42	0	22	23	1	127	4.5
Johnson	59	19	753	91	169	.538	0	0	---	78	118	.661	50	131	181	17	137	5	25	47	35	260	4.4
Tsakalidis	23	7	258	20	50	.400	0	0	---	14	24	.583	24	40	64	2	34	0	7	21	11	54	2.3
Padgett	7	0	33	1	7	.143	0	4	.000	0	2	.000	5	4	9	0	2	0	1	1	0	2	0.3
Conroy	3	0	17	0	0	---	0	0	---	0	0	---	1	1	2	1	1	0	0	0	0	0	0.0
GRIZZLIES	82		19980	2998	6448	.465	500	1362	.367	1835	2410	.761	866	2375	3241	1680	1827	20	564	1343	407	8331	101.6
OPPONENTS	82		19980	3287	6761	.486	576	1480	.389	1603	2113	.759	965	2483	3448	2062	1992	26	681	1253	450	8753	106.7

## QUICK FACTS

- The Memphis Grizzlies ended their season 22-60, fifth in the Southwest Division.
- The Grizzlies scored a franchise-record 144 points in a 144-135 victory on Jan. 3 vs. Golden State, also setting the franchise record for most combined points (279) in a single game.
- Memphis averaged a then club-record 101.6 points per game and shoot a then franchise-best 46.5 percent from the field.
- **Mike Miller** made a team-record 202 three-point field goals.
- **Pau Gasol** shot a then franchise-best 53.8 percent from the field.
- Miller poured in a franchise-high 45 points on Feb. 21 at Golden State.
- Head Coach **Mike Fratello** relieved of his coaching duties on Dec. 28, and **Tony Barone, Sr.** named interim head coach.
- **Rudy Gay** named to the T-Mobile NBA All-Rookie First Team, finishing third in the NBA Rookie of the Year voting behind Brandon Roy and Andrea Bargnani after averaging 10.8 points and 4.5 rebounds in 78 games.
- Gay is named NBA Western Conference T-Mobile Rookie of the Month for the month of November 2007.
- Gasol became the Grizzlies' all-time franchise leader in points scored when he registered his 7,809th career point on March 7 at Toronto.

## NBA STATISTICAL RANKINGS

Category	Memphis		Opponents		Category	Memphis		Opponents	
Points per game	101.6	6th	106.7	29th	Assists Per Game	20.49	T-19th	25.15	29th
Field Goal Pct.	.465	8th	.486	30th	Steals Per Game	6.88	23rd	8.30	30th
Free Throw Pct.	.761	13th	.759	22nd	Turnovers Per Game	16.38	26th	15.28	11th
3-PT. Field Goal Pct.	.367	7th	.389	30th	Blocks Per Game	4.96	13th	5.49	30th
Offensive Rebounds Per Game	10.56	23rd	11.77	23rd	Personal Fouls Per game	22.28	16th	24.29	2nd
Defensive Rebounds Per Game	28.96	23rd	30.28	19th	Disqualifications	20	T-25th	26	3rd
Rebounds Per Game	39.52	26th	42.05	21st	Points Per Game Differential	-5.1	30th		



# GAME BY GAME



Date	Opponent	Mem	Opp	Hm	Rd	Tot	Atten	Grizzlies Top Scorer	Grizzlies Top Rebounder	Opponent Top Scorer				
Nov 1	NEW YORK	L	117	118(3ot)	0-1	0-0	0-1	17,113	Atkins	25	Warrick	12	Richardson	31
Nov 3	CHARLOTTE	W	96	83	1-1	0-0	1-1	13,787	Miller	27	Roberts	11	Morrison	21
Nov 4	at Detroit	L	86	95	1-1	0-1	1-2	22,076	Warrick	21	Gay	9	Hamilton	24
Nov 7	HOUSTON	L	80	86	1-2	0-1	1-3	14,173	Swift	15	Roberts	8	Yao	24
Nov 11	at Phoenix	L	87	96	1-2	0-2	1-4	18,422	Atkins	20	Gay	9	Stoudemire	25
Nov 12	at L.A. Lakers	L	81	91	1-2	0-3	1-5	18,997	Miller	21	Miller	13	Bryant	21
Nov 15	at Sacramento	L	111	115	1-2	0-4	1-6	17,317	Atkins	27	Roberts, Miller	8	Bibby	32
Nov 17	DALLAS	L	103	115	1-3	0-4	1-7	16,727	Warrick	26	Warrick	8	Nowitzki	26
Nov 18	at Dallas	L	84	89	1-3	0-5	1-8	20,535	Gay	23	Gay	7	Nowitzki	24
Nov 20	ORLANDO	W	95	86	2-3	0-5	2-8	13,147	Warrick	26	Warrick	10	Howard	24
Nov 21	at Cleveland	L	94	97	2-3	0-6	2-9	20,562	Atkins	17	Miller, Swift	6	Gooden	22
Nov 24	WASHINGTON	W	95	80	3-3	0-6	3-9	15,067	Warrick	18	Swift	10	Butler	22
Nov 25	at Houston	L	76	85	3-3	0-7	3-10	16,707	Warrick	12	Gay	8	Yao	28
Nov 28	at Denver	W	108	96	3-3	1-7	4-10	12,435	Warrick	25	Swift	11	Anthony	37
Nov 29	at L.A. Clippers	L	90	105	3-3	1-8	4-11	15,829	Warrick	22	Roberts, Swift	8	Mobley	24
Dec 2	MIAMI	L	97	98	3-4	1-8	4-12	18,119	Miller	22	Miller	8	Wade	23
Dec 4	at New York	L	90	98	3-4	1-9	4-13	15,233	Warrick	19	Warrick	7	Curry	26
Dec 6	at Boston	W	98	96	3-4	2-9	5-13	15,649	Atkins	19	Roberts, Miller	7	Pierce	25
Dec 8	at Milwaukee	L	94	100	3-4	2-10	5-14	14,836	Warrick	31	Warrick	13	Patterson	30
Dec 9	L.A. CLIPPERS	L	82	89	3-5	2-10	5-15	15,509	Miller	19	Miller	13	Brand	26
Dec 11	at New Jersey	L	92	105	3-5	2-11	5-16	12,111	Atkins	26	Miller	8	Carter	37
Dec 13	PORTLAND	L	79	85	3-6	2-11	5-17	13,221	Miller	20	Johnson	7	Randolph	21
Dec 15	ATLANTA	L	88	97	3-7	2-11	5-18	14,463	Atkins	18	Miller	9	Pachulia	22
Dec 16	at Miami	L	90	98	3-7	2-12	5-19	19,600	Miller, Warrick	20	Johnson	9	Wade	41
Dec 18	SEATTLE	W	134	126(2ot)	4-7	2-12	6-19	12,423	Miller	29	Miller	11	Lewis	36
Dec 20	at San Antonio	L	98	105	4-7	2-13	6-20	18,797	Miller	22	Miller	8	Duncan	21
Dec 22	at NO/Okla. City	L	97	100(ot)	4-7	2-14	6-21	18,097	Gasol	28	Gasol	9	M. Jackson	19
Dec 23	UTAH	L	97	100	4-8	2-14	6-22	14,793	Miller	28	Miller	5	Boozer	24
Dec 26	at Washington	L	101	116	4-8	2-15	6-23	18,778	Johnson	23	Johnson	10	Arenas	31
Dec 27	MILWAUKEE	L	96	112	4-9	2-15	6-24	14,914	Gasol	29	Gasol	7	Redd, Bogut	20
Dec 30	TORONTO	W	110	104	5-9	2-15	7-24	15,119	Miller	27	Swift	14	Peterson	19
Dec 31	at Houston	L	109	111	5-9	2-16	7-25	18,124	Miller	32	Swift	9	McGrady	38
Jan 3	GOLDEN STATE	W	144	135	6-9	2-16	8-25	12,176	Miller	33	Gasol	13	Barnes	36
Jan 5	BOSTON	L	119	128	6-10	2-16	8-26	15,263	Miller, Gasol	24	Gasol	7	Szczerbiak	26
Jan 7	SAN ANTONIO	L	96	110	6-11	2-16	8-27	15,227	Gasol	24	Miller	8	Ginobili	34
Jan 9	L.A. LAKERS	W	128	118	7-11	2-16	9-27	16,651	Miller, Gasol	25	Gasol	13	Bryant	25
Jan 12	MINNESOTA	L	110	116	7-12	2-16	9-28	16,119	Miller	23	Gasol	5	Garrett	28
Jan 13	at Chicago	L	66	111	7-12	2-17	9-29	22,104	Gasol	16	Gasol	13	Gordon	24
Jan 15	PHOENIX	L	122	137	7-13	2-17	9-30	18,119	Miller	25	Gasol	9	Stoudemire	42
Jan 17	PHILADELPHIA	W	118	102	8-13	2-17	10-30	14,681	Miller	30	Gasol	12	Korver	30
Jan 20	at L.A. Clippers	L	91	112	8-13	2-18	10-31	17,672	Gasol	27	Gasol	7	Brand	34
Jan 22	at Denver	L	98	115	8-13	2-19	10-32	19,155	Gasol	23	Gasol	17	Anthony	28
Jan 24	at Utah	W	132	130(ot)	8-13	3-19	11-32	19,714	Atkins	29	Gasol	13	Boozer	39
Jan 26	at San Antonio	L	96	112	8-13	3-20	11-33	18,332	Warrick	27	Warrick	7	Duncan	26
Jan 27	PORTLAND	L	132	135(2ot)	8-14	3-20	11-34	15,211	Miller	28	Gasol	14	Randolph	42
Jan 29	SACRAMENTO	W	124	117	9-14	3-20	12-34	12,396	Gasol	34	Roberts	14	Bibby	23
Jan 31	DALLAS	L	94	95	9-15	3-20	12-35	14,762	Miller	32	Gasol	13	Nowitzki	26
Feb 3	INDIANA	L	110	116	9-16	3-20	12-36	16,163	Gasol	30	Gasol	9	Tinsley, O'Neal	25
Feb 6	HOUSTON	L	90	98	9-17	3-20	12-37	12,496	Gasol	30	Gasol	13	McGrady	33
Feb 7	at Dallas	L	97	113	9-17	3-21	12-38	20,263	Gasol	29	Johnson	10	Nowitzki	38
Feb 9	MINNESOTA	W	105	97(ot)	10-17	3-21	13-38	15,963	Gay	19	Gasol	17	Blount	25
Feb 10	at NO/Okla. City	L	99	114	10-17	3-22	13-39	17,139	Gasol	21	Gasol	11	Paul	23
Feb 13	NO/Okla. CITY	W	108	104	11-17	3-22	14-39	16,641	Miller	22	Gasol	15	Mason	23
Feb 14	at Indiana	L	104	114	11-17	3-23	14-40	13,037	Gay	31	Gasol	13	O'Neal	23
Feb 20	at Seattle	L	105	121	11-17	3-24	14-41	16,006	Miller	20	Gasol	12	Lewis	34
Feb 21	at Golden State	L	115	118(ot)	11-17	3-25	14-42	16,967	Miller	45	Gasol	14	Jackson	26
Feb 23	at Portland	W	103	102	11-17	4-25	15-42	14,875	Gasol	23	Roberts, Warrick	7	Randolph	25
Feb 26	DENVER	L	107	111	11-18	4-25	15-43	14,736	Miller, Gasol	21	Gasol	11	Anthony	33
Feb 28	UTAH	L	88	104	11-19	4-25	15-44	15,117	Gasol	28	Gasol	13	Harrington	25
Mar 2	at Philadelphia	L	112	117(ot)	11-19	4-26	15-45	16,314	Gasol	31	Gasol	13	Iguodala, Korver	27
Mar 3	DETROIT	L	89	92	11-20	4-26	15-46	17,191	Miller	24	Gasol	15	Billups	19
Mar 7	at Toronto	L	87	94	11-20	4-27	15-47	16,940	Miller	19	Gay	11	Bosh	19
Mar 9	at Atlanta	L	105	106	11-20	4-28	15-48	12,257	Miller	29	Swift	13	Smith	20
Mar 10	at Charlotte	W	115	107	11-20	5-28	16-48	17,106	Gasol	31	Gasol	15	Felton	24
Mar 12	NEW JERSEY	L	102	113	11-21	5-28	16-49	12,165	Gasol	19	Swift	10	Carter	30
Mar 14	CLEVELAND	L	96	118	11-22	5-28	16-50	14,561	Gay	24	Gasol	10	James	29
Mar 17	CHICAGO	W	104	103	12-22	5-28	17-50	14,793	Miller	25	Miller	12	Gordon	33
Mar 20	NO/Okla. CITY	L	103	114	12-23	5-28	17-51	19,916	Gasol	28	Gasol	10	West	26
Mar 22	L.A. LAKERS	L	119	121	12-24	5-28	17-52	16,107	Gasol	35	Gasol	15	Bryant	60
Mar 24	at Utah	L	108	118	12-24	5-29	17-53	19,911	D. Jones	26	Gasol	10	Boozer	28
Mar 26	at Phoenix	L	87	105	12-24	5-30	17-54	18,422	Gasol	21	Gasol	10	Bell	29
Mar 27	at L.A. Lakers	W	88	86	12-24	6-30	18-54	18,997	Kinsey	24	Gasol	16	Bryant	23
Mar 29	at Portland	W	96	92	12-24	7-30	19-54	15,618	Kinsey	20	Warrick	10	Randolph	43
Mar 30	at Seattle	L	93	120	12-24	7-31	19-55	16,469	Warrick	26	Warrick	11	Collison, Petro	22
Apr 1	at Golden State	L	117	122	12-24	7-32	19-56	17,198	Gasol	23	Gasol, Warrick	9	Richardson	26
Apr 3	PHOENIX	L	111	116	12-25	7-32	19-57	14,863	Gasol	23	Warrick	16	Stoudemire	27
Apr 6	GOLDEN STATE	L	104	116	12-26	7-32	19-58	14,087	Kinsey	28	Gasol	11	Davis	31
Apr 7	at Orlando	L	89	116	12-26	7-33	19-59	17,233	Atkins	18	Gasol, Warrick	8	Howard	31
Apr 10	SACRAMENTO	L	100	112	12-27	7-33	19-60	11,393	D. Jones	20	Gasol	9	Bibby	25
Apr 14	DENVER	W	133	118	13-27	7-33	20-60	18,119	Kinsey, Atkins	28	Warrick	11	Anthony	28
Apr 16	SAN ANTONIO	W	101	91	14-27	7-33	21-60	13,345	Gasol	25	Gasol	15	Finley, White	17
Apr 18	at Minnesota	W	116	94	14-27	8-33	22-60	14,977	Gasol	25	Gasol	16	Foye	26

INTRO

PLAYERS

EXECUTIVE

BASKETBALL

OPS

BUSINESS

OPS

MEDIA

COMMUNITY

HISTORY

PLAYOFFS

REVIEW

OPONENTS

NBA

FEDERATION

AT A GLANCE





# SEASON REVIEW

## 2005-06 MEMPHIS GRIZZLIES (49-33)



**Back Row, L-R:** Lionel Hollins, Scott Aduabato, Jason Hamm, Mitchell Anderson, Eric Musselman, Mike Miller, Hakim Warrick, Lorenzen Wright, Jake Tsakalidis, Pau Gasol, Lawrence Roberts, Brian Cardinal, Shane Battier, Yusuf Boyd, Scott McCullough, Mike Curtis, Charles Sweeney, Dana Davis. **Front Row, L-R:** Eddie Jones, Anthony Roberson, Bobby Jackson, Mike Fratello, Chucky Atkins, Antonio Burks, Dahntay Jones.

	--Field Goals--						--3-Point FG--			--Free Throws--			--Rebounds--										
Player	G	GS	Min	FG	FGA	Pct	FG	FGA	Pct	FT	FTA	Pct	Off	Def	Tot	Ass	PF	Dq	Stl	TO	Blk	Pts	Avg
Gasol	80	80	3135	600	1194	.503	3	12	.250	425	617	.689	191	522	713	371	184	1	46	235	153	1628	20.4
Miller	74	9	2268	354	760	.466	138	339	.407	168	210	.800	42	355	397	200	173	4	52	140	27	1014	13.7
E. Jones	75	75	2437	292	722	.404	133	374	.356	168	215	.781	35	244	279	177	201	2	131	93	27	885	11.8
Stoudamire	27	27	862	114	287	.397	36	104	.346	53	62	.855	23	72	95	128	49	0	19	55	1	317	11.7
Atkins	43	39	1161	160	399	.401	64	182	.352	107	132	.811	11	64	75	129	94	3	29	57	2	491	11.4
Jackson	71	15	1775	286	748	.382	129	332	.389	107	146	.733	44	179	223	195	155	2	61	101	1	808	11.4
Battier	81	81	2839	303	621	.488	65	165	.394	147	208	.707	164	265	429	136	223	3	92	90	114	818	10.1
Wright	78	58	1689	194	406	.478	0	2	.000	66	117	.564	142	253	395	48	201	0	52	67	46	454	5.8
Tsakalidis	51	19	732	100	165	.606	0	0	---	57	87	.655	78	134	212	13	107	1	14	39	32	257	5.0
Warrick	68	2	724	101	228	.443	0	0	---	76	115	.661	43	101	144	30	113	0	14	56	21	278	4.1
D. Jones	71	4	967	109	263	.414	3	21	.143	60	93	.645	20	84	104	39	108	1	38	50	15	281	4.0
Cardinal	36	0	402	46	111	.414	13	29	.448	19	27	.704	11	44	55	33	65	0	23	27	0	124	3.4
Roberson	16	0	88	14	31	.452	5	10	.500	2	2	1.000	0	6	6	5	6	0	1	3	0	35	2.2
Burks	57	1	570	51	144	.354	1	6	.167	10	23	.435	4	33	37	76	45	0	20	36	0	113	2.0
Roberts	33	0	181	20	44	.455	0	2	.000	11	23	.478	26	23	49	5	30	0	8	5	2	51	1.5
Thomas	3	0	25	2	2	1.000	0	0	---	0	0	---	0	0	0	1	3	0	0	2	1	4	1.3
GRIZZLIES	82		19855	2746	6125	.448	590	1578	.374	1476	2077	.711	834	2379	3213	1586	1757	17	600	1134	442	7558	92.2
OPPONENTS	82		19855	2691	6172	.436	408	1223	.334	1465	1942	.754	927	2404	3331	1605	1867	14	597	1213	456	7255	88.5

## QUICK FACTS

- The Memphis Grizzlies wrapped up the season with a 49-33 record (third in the Southwest Division), making the NBA Playoffs for the third consecutive year.
- Dallas swept Memphis, 4-0, in the first round of the 2006 NBA Playoffs.
- The Grizzlies held their opponents to an NBA-low 88.5 points per game.
- Forward **Mike Miller** named NBA Sixth Man of the Year after averaging 13.7 points, 5.4 rebounds and 2.7 assists in 74 games.
- Memphis shot a franchise-best 37.4 percent from three-point range.
- **Pau Gasol** became the first NBA All-Star in franchise history and grabbed a game-high 12 rebounds.
- Gasol is named Western Conference Player of the Week twice (games played Feb. 27-March 2 and March 20-26).
- Gasol became the franchise's all-time leading rebounder on March 24 at New York, as he pulled down his 3,072nd rebound in a Grizzlies uniform.
- Gasol tied a franchise record by scoring 30-plus points in three consecutive games from March 24-28.

## NBA STATISTICAL RANKINGS

Category	Memphis		Opponents		Category	Memphis		Opponents	
Points per game	92.2	27th	88.5	1st	Assists Per Game	19.34	22nd	19.57	10th
Field Goal Pct.	.448	20th	.436	6th	Steals Per Game	7.32	10th	7.28	T-18th
Free Throw Pct.	.711	27th	.754	25th	Turnovers Per Game	13.83	8th	14.79	9th
3-Pt. Field Goal Pct.	.374	8th	.334	2nd	Blocks Per Game	5.39	T-8th	5.56	29th
Offensive Rebounds Per Game	10.17	25th	11.30	16th	Personal Fouls Per game	21.43	7th	22.77	17th
Defensive Rebounds Per Game	29.01	T-21st	29.32	11th	Disqualifications	17	T-11th	14	T-18th
Rebounds Per Game	39.18	28th	40.62	14th	Points Per Game Differential	+3.7	6th		





Date	Opponent	Mem	Opp	Hm	Rd	Tot	Atten	Grizzlies Top Scorer	Grizzlies Top Rebounder	Opponent Top Scorer
Nov 2	MIAMI	L 78	97	0-1	0-0	0-1	18,119	Gasol	26	Gasol
Nov 4	at Orlando	W 94	85	0-1	1-0	1-1	14,942	E. Jones	25	Gasol, Miller
Nov 5	CLEVELAND	W 113	106	1-1	1-0	2-1	17,368	Gasol	29	Wright
Nov 8	SEATTLE	W 94	69	2-1	1-0	3-1	14,319	Gasol	20	Wright
Nov 9	at Boston	L 98	99	2-1	1-1	3-2	15,086	E. Jones	20	Gasol, Miller
Nov 11	at Cleveland	L 70	89	2-1	1-2	3-3	16,554	E. Jones	15	E. Jones, Jackson, Roberts
Nov 12	at Atlanta	W 85	84	2-1	2-2	4-3	15,949	Battier	22	Gasol
Nov 14	L.A. LAKERS	W 85	73	3-1	2-2	5-3	16,671	Gasol	20	Wright
Nov 16	at Phoenix	W 115	103	3-1	3-2	6-3	15,808	Stoudamire	26	Battier
Nov 19	at Utah	W 80	72	3-1	4-2	7-3	16,356	Miller	18	Miller, Wright
Nov 20	at Denver	L 83	99	3-1	4-3	7-4	16,072	Gasol	24	Gasol
Nov 22	PORTLAND	L 87	95	3-2	4-3	7-5	14,555	Battier	21	Gasol
Nov 25	HOUSTON	W 86	81	4-2	4-3	8-5	18,119	Battier	20	Wright
Nov 26	at Dallas	W 112	92	4-2	5-3	9-5	20,135	Gasol	36	Gasol
Nov 30	at Toronto	W 92	66	4-2	6-3	10-5	14,993	Stoudamire	19	Gasol
Dec 2	ORLANDO	W 91	69	5-2	6-3	11-5	13,913	Miller	25	Gasol
Dec 3	at Houston	W 90	75	5-2	7-3	12-5	17,135	Stoudamire	24	Wright
Dec 6	NO/OKLAHOMA CITY	W 89	73	6-2	7-3	13-5	13,271	Gasol	29	Gasol
Dec 9	DALLAS	L 83	90	6-3	7-3	13-6	17,176	Miller	19	Gasol, Miller
Dec 10	at Indiana	L 66	80	6-3	7-4	13-7	16,043	Battier	13	Gasol
Dec 14	L.A. LAKERS	L 79	94	6-4	7-4	13-8	16,591	Miller	21	Gasol
Dec 17	PHOENIX	W 91	87	7-4	7-4	14-8	16,375	Gasol, Miller	14	Miller
Dec 19	DETROIT	L 104	106(2ot)	7-5	7-4	14-9	18,897	Gasol	32	Gasol
Dec 21	PORTLAND	W 89	79	8-5	7-4	15-9	14,231	Gasol	26	Gasol
Dec 23	CHICAGO	W 95	77	9-5	7-4	16-9	15,917	Miller	27	Gasol
Dec 26	at Utah	L 102	105(ot)	9-5	7-5	16-10	18,545	Gasol	32	Gasol
Dec 28	at L.A. Lakers	W 100	99(ot)	9-5	8-5	17-10	18,997	Stoudamire	25	Miller
Dec 30	at Portland	W 93	90	9-5	9-5	18-10	13,697	Miller	23	Gasol, Battier
Dec 31	at Seattle	W 100	96	9-5	10-5	19-10	16,567	Gasol	22	Gasol
Jan 3	GOLDEN STATE	W 104	94	10-5	10-5	20-10	14,697	E. Jones	23	Gasol, Battier, Wright
Jan 6	UTAH	W 87	65	11-5	10-5	21-10	17,019	Gasol	27	Gasol
Jan 7	at Chicago	L 82	111	11-5	10-6	21-11	20,378	Burks	18	Gasol
Jan 10	SACRAMENTO	W 99	85	12-5	10-6	22-11	14,081	Gasol	27	Miller
Jan 13	NEW JERSEY	W 81	69	13-5	10-6	23-11	17,221	Miller	18	Miller
Jan 14	at San Antonio	L 79	80	13-5	10-7	23-12	18,797	Gasol	26	E. Jones
Jan 16	SAN ANTONIO	L 83	93	13-6	10-7	23-13	18,119	Gasol	25	Gasol
Jan 18	at NO/OKlahoma City	L 79	87	13-6	10-8	23-14	14,514	Miller	21	E. Jones
Jan 20	at Philadelphia	L 86	89(ot)	13-6	10-9	23-15	18,050	E. Jones	22	Wright
Jan 22	at Washington	W 93	82	13-6	11-9	24-15	14,914	Miller	30	Five players tied
Jan 24	at Miami	L 82	94	13-6	11-10	24-16	19,600	Jackson	22	Gasol
Jan 25	MINNESOTA	W 107	87	14-6	11-10	25-16	16,813	Gasol	30	Gasol, Battier
Jan 27	at Detroit	L 89	95	14-6	11-11	25-17	22,076	Gasol	31	Gasol
Jan 28	NO/OKLAHOMA CITY	L 86	95	14-7	11-11	25-18	16,228	Gasol	25	Gasol
Jan 30	HOUSTON	W 86	77	15-7	11-11	26-18	16,371	Atkins	19	Gasol
Feb 1	DALLAS	L 80	81	15-8	11-11	26-19	15,817	Gasol	26	Gasol
Feb 4	at Milwaukee	L 78	88	15-8	11-12	26-20	17,894	Gasol	19	Gasol
Feb 7	at Sacramento	L 96	104	15-8	11-13	26-21	17,317	Jackson	24	Battier
Feb 8	at Phoenix	L 102	108	15-8	11-14	26-22	17,801	Jackson	17	Battier
Feb 10	at L.A. Clippers	L 87	91	15-8	11-15	26-23	17,182	Gasol, Battier	16	Tsakalidis
Feb 11	at L.A. Lakers	W 100	99	15-8	12-15	27-23	18,997	Gasol	31	Gasol
Feb 13	at Golden State	W 81	79	15-8	13-15	28-23	17,023	Gasol	23	Gasol
Feb 15	SACRAMENTO	W 84	78	16-8	13-15	29-23	14,541	Gasol	24	Wright
Feb 21	TORONTO	W 94	88	17-8	13-15	30-23	15,385	Gasol	21	Battier
Feb 23	at Dallas	L 87	97	17-8	13-16	30-24	19,912	Jackson, Gasol	18	Jackson, Miller, Battier
Feb 24	SAN ANTONIO	L 80	83	17-9	13-16	30-25	18,119	Gasol	21	Gasol
Feb 26	at Minnesota	W 99	105	17-9	13-17	30-26	16,298	Gasol	23	Warrick
Feb 27	WASHINGTON	W 108	98	18-9	13-17	31-26	12,981	Gasol	39	Gasol
Mar 1	NEW YORK	W 101	99	19-9	13-17	32-26	14,678	Gasol	23	Gasol
Mar 5	at L.A. Clippers	W 102	86	19-9	14-17	33-26	16,796	Miller	20	Miller
Mar 6	at Denver	L 101	115	19-9	14-18	33-27	15,521	Jackson	22	Jackson, D. Jones
Mar 8	at Seattle	W 99	74	19-9	15-18	34-27	15,242	Gasol	21	Tsakalidis
Mar 10	at Sacramento	L 93	105	19-9	15-19	34-28	17,317	Gasol	26	Gasol
Mar 12	PHILADELPHIA	L 91	94	19-10	15-19	34-29	17,776	Tsakalidis	17	Tsakalidis
Mar 14	BOSTON	W 93	76	20-10	15-19	35-29	14,271	Tsakalidis	19	Tsakalidis
Mar 17	DENVER	W 116	102	21-10	15-19	36-29	17,222	Miller	41	Atkins
Mar 19	UTAH	W 90	84	22-10	15-19	37-29	14,116	Atkins	20	Gasol
Mar 21	INDIANA	W 105	75	23-10	15-19	38-29	14,063	Gasol	23	Gasol
Mar 23	L.A. CLIPPERS	W 95	85	24-10	15-19	39-29	13,872	E. Jones	23	Miller
Mar 24	at New York	W 91	75	24-10	16-19	40-29	19,763	Gasol	36	Wright
Mar 26	CHARLOTTE	W 102	95	25-10	16-19	41-29	17,328	Gasol	33	Gasol
Mar 28	SEATTLE	L 97	98	25-11	16-19	41-30	14,691	Gasol	44	Wright
Mar 29	at New Jersey	L 74	86	25-11	16-20	41-31	16,455	Gasol	21	Gasol
Mar 31	at NO/OKlahoma City	L 102	107	25-11	16-21	41-32	18,817	Jackson	26	Battier
Apr 2	ATLANTA	W 98	87	26-11	16-21	42-32	14,463	Atkins	19	Gasol
Apr 4	GOLDEN STATE	W 100	75	27-11	16-21	43-32	14,891	Atkins	22	Tsakalidis
Apr 7	MILWAUKEE	W 100	90	28-11	16-21	44-32	16,463	Gasol	33	Gasol
Apr 9	at San Antonio	L 81	83	28-11	16-22	44-33	18,797	Tsakalidis	15	Battier
Apr 11	MINNESOTA	W 92	76	29-11	16-22	45-33	15,571	Gasol	19	Gasol
Apr 12	at Charlotte	W 96	88	29-11	17-22	46-33	16,439	E. Jones	16	Battier
Apr 15	at Houston	W 93	81	29-11	18-22	47-33	16,958	Miller	25	Gasol
Apr 18	L.A. CLIPPERS	W 101	95	30-11	18-22	48-33	17,214	Tsakalidis	18	Tsakalidis
Apr 19	at Minnesota	W 102	92(2ot)	30-11	19-22	49-33	15,934	Cardinal	18	Roberts

INTRO

PLAYERS

EXECUTIVE

BASKETBALL  
OPS

BUSINESS  
OPS

MEDIA

COMMUNITY

HISTORY

PLAYOFFS

REVIEW

OPPONENTS

NBA

FEDERATION

AT A GLANCE





# SEASON REVIEW

## 2004-05 MEMPHIS GRIZZLIES (45-37)



**Back Row, L-R:** Eric Musselman, Mike Fratello, Lionel Hollins, John Welch, Mitchell Anderson, Ryan Humphrey, Stromile Swift, Pau Gasol, Jake Tsakalidis, Lorenzen Wright, Shane Battier, Brian Cardinal, James Posey, Scott McCullough, Yusuf Boyd, Mike Curtis, T.J. Zanin, Dana Davis. **Front Row, L-R:** Bonzi Wells, Antonio Burks, Jason Williams, Mike Miller, Earl Watson, Dahntay Jones, Andre Emmett.

Player	--Field Goals--						--3-Point FG--			-Free Throws-			--Rebounds--						PF	Dq	Stl	TO	Blk	Pts	Avg
	G	GS	Min	FG	FGA	Pct	FG	FGA	Pct	FT	FTA	Pct	Off	Def	Tot	Ast									
Gasol	56	53	1790	357	695	.514	1	6	.167	282	367	.768	130	280	410	135	146	1	37	137	93	997	17.8		
Miller	76	51	2278	387	766	.505	140	323	.433	108	150	.720	36	264	300	220	197	2	54	127	23	1022	13.4		
Wells	69	19	1489	272	617	.441	36	104	.346	141	188	.750	49	180	229	80	165	0	85	90	27	721	10.4		
Williams	71	68	1952	266	644	.413	107	330	.324	80	101	.792	19	103	122	399	91	0	75	130	5	719	10.1		
Swift	60	14	1279	219	488	.449	0	4	.000	166	219	.758	92	181	273	43	182	0	41	90	92	604	10.1		
Battier	80	72	2516	271	613	.442	70	177	.395	180	228	.789	158	255	413	126	201	2	91	75	77	792	9.9		
Wright	80	77	2287	320	683	.469	0	3	.000	131	198	.662	177	436	613	87	251	1	58	100	69	771	9.6		
Cardinal	58	16	1433	160	432	.370	44	125	.352	158	181	.873	63	162	225	114	172	3	88	83	19	522	9.0		
Posey	50	18	1382	127	356	.357	55	178	.309	96	111	.865	45	174	219	88	134	0	48	69	23	405	8.1		
Watson	80	14	1808	236	554	.426	52	163	.319	91	138	.659	35	129	164	359	184	0	83	167	19	615	7.7		
Jones	52	7	649	83	190	.437	23	60	.383	44	64	.688	11	58	69	21	81	0	13	29	11	233	4.5		
Burks	24	0	219	28	60	.467	3	11	.273	14	19	.737	1	11	12	28	25	0	13	12	1	73	3.0		
Humphrey	35	0	317	42	103	.408	0	2	.000	18	37	.486	50	37	87	6	35	0	10	23	1	102	2.9		
Tsakalidis	31	1	278	32	64	.500	0	0	---	14	18	.778	21	35	56	10	42	0	3	12	16	78	2.5		
Emmett	8	0	28	2	6	.333	0	0	---	3	5	.600	0	2	2	0	4	0	0	1	0	7	0.9		
GRIZZLIES	82		19705	2802	6271	.447	531	1486	.357	1526	2024	.754	887	2307	3194	1716	1910	9	699	1197	476	7661	93.4		
OPPONENTS	82		19705	2684	6215	.432	426	1215	.351	1679	2179	.771	993	2387	3380	1633	1853	15	612	1303	476	7473	91.1		

## QUICK FACTS

- The Memphis Grizzlies made the playoffs for the second consecutive season with a 45-37 record, despite playing under three different head coaches.
- On Nov. 25, 2004, Grizzlies Head Coach **Hubie Brown** resigned and **Lionel Hollins** was named interim head coach for the second time.
- Mike Fratello** named head coach for the remainder of the season on Dec. 2.
- Phoenix swept Memphis 4-0 in the first round of the 2005 NBA Playoffs.
- The Grizzlies went 8-1 during the month of April, including a 5-0 home record, setting a franchise-record for best winning percentage and best record at home for a month.
- Mike Miller** shot a club-record 43.3 percent from beyond the arc.

## NBA STATISTICAL RANKINGS

Category	Memphis	Opponents	Category	Memphis	Opponents
Points per game	93.4	23rd	91.1	4th	
Field Goal Pct.	.447	16th	.432	6th	
Free Throw Pct.	.754	19th	.771	27th	
3-Pt. Field Goal Pct.	.357	12th	.351	11th	
Offensive Rebounds Per Game	10.82	T-25th	12.11	20th	
Defensive Rebounds Per Game	28.13	28th	29.11	8th	
Rebounds Per Game	38.95	30th	41.22	11th	
Assists Per Game	20.93	20th	19.91	6th	
Steals Per Game	8.52	5th	7.46	16th	
Turnovers Per Game	14.60	19th	15.89	4th	
Blocks Per Game	5.80	5th	5.80	29th	
Personal Fouls Per game	23.29	22nd	22.60	17th	
Disqualifications	9	4th	15	T-15th	
Points Per Game Differential	+2.3	8th			



# GAME BY GAME



Date	Opponent	Mem	Opp	Hm	Rd	Tot	Atten	Grizzlies Top Scorer	Grizzlies Top Rebounder	Opponent Top Scorer		
Nov 3	WASHINGTON	L	91	103	0-1	0-0	0-1	18,119	Wells	19 Gasol	9 Jamison	34
Nov 5	HOUSTON	L	81	89	0-2	0-0	0-2	18,119	Gasol	21 Wright	9 McGrady	30
Nov 6	at Dallas	L	88	112	0-2	0-1	0-3	19,796	Gasol	18 Swift	11 Finley	23
Nov 9	at Houston	L	87	90	0-2	0-2	0-4	11,568	Swift	18 Gasol, Wells	6 Howard	20
Nov 10	L.A. LAKERS	W	110	87	1-2	0-2	1-4	18,119	Gasol	22 Swift	10 Bryant	20
Nov 12	GOLDEN STATE	W	96	67	2-2	0-2	2-4	17,086	Gasol	14 Gasol, Swift	11 Najera	16
Nov 14	at Seattle	L	113	118	2-2	0-3	2-5	12,302	Gasol	25 Battier, Swift	6 Allen	34
Nov 17	at Portland	W	101	82	2-2	1-3	3-5	14,176	Wells	25 Gasol, Wright	10 Randolph	16
Nov 19	at Sacramento	L	105	107	2-2	1-4	3-6	17,317	Swift	23 Gasol	18 Webber	31
Nov 20	at Golden State	W	100	87	2-2	2-4	4-6	16,164	Swift	20 Swift	12 Murphy	27
Nov 22	SAN ANTONIO	W	93	90	3-2	2-4	5-6	16,127	Wells	26 Wright	10 Duncan	26
Nov 24	SEATTLE	L	84	93	3-3	2-4	5-7	15,542	Battier	12 Wells	8 Lewis	27
Nov 26	at Minnesota	L	90	115	3-3	2-5	5-8	17,985	Miller	19 Gasol	7 Garnett	26
Nov 27	DALLAS	L	85	98	3-4	2-5	5-9	18,119	Miller	20 Gasol	13 Nowitzki	32
Nov 30	SACRAMENTO	L	93	98	3-5	2-5	5-10	14,192	Miller	25 Gasol	13 Stojakovic	29
Dec 1	at New York	L	82	90	3-5	2-6	5-11	17,858	Wells	16 Gasol	14 Marbury	26
Dec 3	PHILADELPHIA	W	94	86	4-5	2-6	6-11	16,806	Gasol	34 Gasol	15 Iverson	25
Dec 4	at Orlando	L	91	96	4-5	2-7	6-12	14,518	Gasol	20 Wells	7 Hill	23
Dec 7	NEW YORK	W	96	88	5-5	2-7	7-12	15,241	Watson	22 Gasol	8 Crawford	17
Dec 8	at Atlanta	W	97	89	5-5	3-7	8-12	7,271	Gasol	24 Gasol	7 Walker	16
Dec 10	at Miami	L	84	92	5-5	3-8	8-13	19,600	Wright	18 Gasol, Wright	11 Wade	26
Dec 11	DETROIT	W	72	68	6-5	3-8	9-13	18,119	Gasol	20 Wright	10 R. Wallace	22
Dec 13	CLEVELAND	L	86	92	6-6	3-8	9-14	15,516	Gasol	19 Wright	10 James	31
Dec 15	CHICAGO	L	88	96	6-7	3-8	9-15	14,163	Gasol	24 Posey, Wright	7 Curry	20
Dec 17	NEW JERSEY	W	89	84	7-7	3-8	10-15	18,119	Williams	27 Gasol	12 Jefferson	26
Dec 19	at L.A. Clippers	W	92	82	7-7	4-8	11-15	16,297	Gasol	20 Gasol	8 Maggette	22
Dec 20	at L.A. Lakers	W	82	72	7-7	5-8	12-15	18,997	Battier	17 Gasol	11 Butler	16
Dec 22	at Golden State	L	99	109	7-7	5-9	12-16	15,389	Posey	22 Swift	8 Richardson	24
Dec 23	at Phoenix	L	102	109	7-7	5-10	12-17	17,422	Miller	22 Battier	10 Stoudemire	30
Dec 27	L.A. CLIPPERS	W	96	76	8-7	5-10	13-17	15,273	Gasol	24 Posey	10 Maggette	14
Dec 29	BOSTON	W	117	109	9-7	5-10	14-17	18,119	Gasol	24 Gasol	11 LaFrentz	28
Jan 1	at Minnesota	W	104	95	9-7	6-10	15-17	16,577	Gasol	23 Wells	8 Garnett	30
Jan 3	UTAH	W	92	82	10-7	6-10	16-17	14,293	Gasol	25 Wright	12 Boozer	20
Jan 6	at Detroit	W	101	79	10-7	7-10	17-17	22,076	Wells	23 Wright	8 Hamilton	14
Jan 7	NEW ORLEANS	W	84	76	11-7	7-10	18-17	15,317	Gasol	20 Gasol	11 B. Davis	19
Jan 11	INDIANA	L	85	86	11-8	7-10	18-18	16,171	Gasol	31 Wright	9 O'Neal	35
Jan 14	at Charlotte	W	109	89	11-8	8-10	19-18	17,447	Gasol	19 Posey	7 Okafor	17
Jan 15	MILWAUKEE	W	101	82	12-8	8-10	20-18	17,539	Williams	25 Gasol	8 Reid	26
Jan 17	HOUSTON	W	99	80	13-8	8-10	21-18	18,119	Swift	18 Gasol	9 McGrady	28
Jan 19	at Phoenix	W	88	79	13-8	9-10	22-18	18,422	Wells	16 Battier	14 Richardson	19
Jan 21	at Denver	L	82	92	13-8	9-11	22-19	18,056	Wright	17 Wright	7 Boykins	25
Jan 22	at Utah	W	110	94	13-8	10-11	23-19	19,707	Gasol	23 Wright	7 Okur	22
Jan 25	ORLANDO	W	95	83	14-8	10-11	24-19	16,173	Swift	18 Swift	9 Francis, Hill	18
Jan 26	at Cleveland	L	111	114	14-8	10-12	24-20	17,057	Miller	28 Cardinal	7 Gooden, James	27
Jan 29	ATLANTA	W	84	83	15-8	10-12	25-20	18,119	Williams	23 Wright	9 Harrington	18
Jan 31	at New Orleans	W	98	91	15-8	11-12	26-20	11,610	Swift, Wright	19 Wright	11 Dickau	19
Feb 1	PHOENIX	W	108	97	16-8	11-12	27-20	16,637	Williams	19 Wright	13 Johnson	30
Feb 3	L.A. CLIPPERS	L	103	106	16-9	11-12	27-21	14,697	Miller	16 Wright	10 Simmons	26
Feb 8	MINNESOTA	W	108	96	17-9	11-12	28-21	16,169	Swift, Wright	18 Wright	12 Garnett	24
Feb 9	at Philadelphia	W	98	95	17-9	12-12	29-21	14,499	Jones	23 Wright	8 Iverson	38
Feb 11	PORTLAND	W	88	82	16-9	12-12	30-21	18,119	Swift	23 Wells	14 Randolph	26
Feb 13	at Indiana	L	73	76	16-9	12-13	30-22	17,290	Wright	18 Wright	13 Jackson	19
Feb 16	at Boston	L	88	90	16-9	12-14	30-23	13,078	Swift	19 Wright	10 Pierce	19
Feb 23	at Washington	L	83	93	16-9	12-15	30-24	15,705	Miller	16 Wright	8 Arenas	30
Feb 25	DENVER	L	94	97(tot)	18-10	12-15	30-25	18,119	Cardinal	28 Wright	18 Boykins	19
Feb 26	at San Antonio	W	84	82	18-10	13-15	31-25	18,797	Wright	19 Cardinal, Miller	7 Duncan	27
Mar 1	GOLDEN STATE	W	99	97	19-10	13-15	32-25	14,209	Battier	25 Battier	10 Richardson	29
Mar 4	TORONTO	W	86	75	20-10	13-15	33-25	18,119	Battier	33 Wright	15 Rose	19
Mar 7	at L.A. Clippers	W	105	102	20-10	14-15	34-25	15,754	Wright	23 Battier	6 Maggette	37
Mar 8	at Sacramento	L	82	85	20-10	14-16	34-26	17,317	Cardinal	15 Miller	8 Bibby	26
Mar 11	at Utah	W	94	82	20-10	15-16	35-26	18,468	Miller	24 Wright	8 Kirilenko	25
Mar 12	at Portland	L	66	80	20-10	15-17	35-27	17,553	Wright	21 Wright	12 Abdur-Rahim	25
Mar 14	PORTLAND	W	104	83	21-10	15-17	36-27	16,165	Miller	27 Wright	9 Stoudemire	20
Mar 16	at New Orleans	W	88	82	21-10	16-17	37-27	14,164	Posey	20 Cardinal, Wright	8 Nachbar	19
Mar 18	MINNESOTA	W	88	83	22-10	16-17	38-27	18,119	Williams	17 Posey	10 Garnett	30
Mar 20	PHOENIX	L	91	97	22-11	16-17	38-28	18,119	Battier	20 Wright	8 Johnson	28
Mar 24	at New Jersey	W	105	96	22-11	17-17	39-28	13,732	Wright, Williams	20 Wright	10 Carter	22
Mar 26	NEW ORLEANS	L	85	96	22-12	17-17	39-29	18,119	Cardinal	17 Wright	12 Smith	33
Mar 28	at Chicago	L	86	94	22-12	17-18	39-30	21,935	Wells	30 Miller	9 Curry	25
Mar 29	SEATTLE	L	99	102	22-13	17-18	39-31	17,256	Gasol	24 Gasol	8 Allen, James	22
Apr 1	at Milwaukee	W	93	82	22-13	18-18	40-31	14,983	Gasol	20 Gasol	7 Mason	24
Apr 3	L.A. LAKERS	W	102	82	23-13	18-18	41-31	18,119	Miller	22 Gasol	10 Butler	18
Apr 5	DENVER	L	91	94	23-14	18-18	41-32	18,119	Gasol	18 Wright	12 Anthony	24
Apr 6	at Toronto	W	104	74	23-14	19-18	42-32	14,964	Gasol	26 Wright	10 Rose	19
Apr 8	MIAMI	W	97	81	24-14	19-18	43-32	18,119	Miller	30 Wright	8 Wade	16
Apr 10	CHARLOTTE	W	102	95	25-14	19-18	44-32	16,953	Battier	25 Battier	11 Knight	22
Apr 11	at Dallas	L	89	110	25-14	19-19	44-33	20,044	Wright	18 Gasol	8 Howard	23
Apr 13	at Houston	L	92	100	25-14	19-20	44-34	17,060	Miller	37 Wright	10 Yao	28
Apr 15	at Denver	L	102	111	25-14	19-21	44-35	19,735	Miller	17 Wright	11 Anthony	22
Apr 16	at San Antonio	L	75	97	25-14	19-22	44-36	18,797	Gasol	17 Gasol	6 Bowen	15
Apr 18	SAN ANTONIO	W	94	92	26-14	19-22	45-36	17,183	Miller	28 Miller	9 Robinson	27
Apr 20	DALLAS	L	88	108	26-15	19-22	45-37	16,512	Gasol	18 Wright	9 Howard	23

INTRO

PLAYERS

EXECUTIVE

BASKETBALL OPS

BUSINESS OPS

MEDIA

COMMUNITY

HISTORY

PLAYOFFS

REVIEW

OPPONENTS

NBA

FEDERATION

AT A GLANCE





# SEASON REVIEW

## 2003-04 MEMPHIS GRIZZLIES (50-32)



**Back Row, L-R:** Brendan Brown, Hal Wissel, John Welch, Lionel Hollins, Tony Barone, Sr., Ryan Humphrey, Mike Miller, Stromile Swift, Lorenzen Wright, Jake Tsakalidis, Pau Gasol, Bo Outlaw, James Posey, Bonzi Wells, Scott McCullough, Yusuf Boyd, Dana Davis, T.J. Zanin, Mike Curtis. **Front Row, L-R:** Theron Smith, Earl Watson, Jason Williams, Hubie Brown, Shane Battier, Troy Bell, Dahntay Jones.

	--Field Goals--						--3-Point FG--			--Free Throws--			--Rebounds--										
Player	G	GS	Min	FG	FGA	Pct	FG	FGA	Pct	FT	FTA	Pct	Off	Def	Tot	Ast	PF	Dq	Stl	TO	Blk	Pts	Avg
Gasol	78	78	2458	506	1049	.482	4	15	.267	365	511	.714	206	394	600	198	185	1	44	187	132	1381	17.7
Posey	82	82	2451	368	770	.478	112	290	.386	278	335	.830	92	311	403	122	248	5	137	112	40	1126	13.7
Wells	59	17	1468	295	675	.437	21	61	.344	117	156	.750	57	142	199	104	159	2	71	129	16	728	12.3
Miller	65	65	1770	270	616	.438	80	215	.372	102	141	.723	42	174	216	232	162	3	59	107	14	722	11.1
Williams	72	68	2115	290	713	.407	120	364	.330	82	98	.837	25	122	147	492	97	0	92	136	5	782	10.9
Swift	77	10	1528	268	571	.469	1	4	.250	190	262	.725	141	237	378	38	188	4	56	88	118	727	9.4
Wright	65	46	1674	257	586	.439	0	5	.000	96	131	.733	144	301	445	71	192	4	45	77	58	610	9.4
Battier	79	1	1947	242	543	.446	65	186	.349	120	164	.732	102	201	303	101	187	1	101	56	58	669	8.5
Watson	81	14	1669	172	464	.371	26	106	.245	90	138	.652	49	129	178	402	175	3	91	146	19	460	5.7
Person	16	0	284	33	107	.308	11	43	.256	6	8	.750	2	16	18	23	11	0	5	16	2	83	5.2
Outlaw	82	1	1606	159	312	.510	0	4	.000	61	116	.526	125	217	342	90	170	0	73	69	70	379	4.6
Tsakalidis	40	28	533	67	133	.504	0	0	---	36	61	.590	37	91	128	18	79	1	9	23	22	170	4.3
Smith	20	0	178	16	43	.372	6	12	.500	6	8	.750	13	28	41	7	18	0	5	14	5	44	2.2
Bell	6	0	34	4	18	.222	0	4	.000	3	3	1.000	3	1	4	4	6	0	1	6	0	11	1.8
Jones	20	0	154	15	53	.283	1	4	.250	5	11	.455	7	16	23	12	23	0	5	12	6	36	1.8
Humphrey	2	0	11	1	4	.250	0	1	.000	0	0	---	2	1	3	1	3	0	1	2	0	2	1.0
GRIZZLIES	82		19880	2963	6657	.445	447	1314	.340	1557	2143	.727	1047	2381	3428	1915	1903	24	795	1226	565	7930	96.7
OPPONENTS	82		19880	2859	6550	.436	369	1091	.338	1643	2150	.764	1099	2508	3607	1674	1891	26	673	1395	461	7730	94.3

## QUICK FACTS

- The Memphis Grizzlies posted a franchise-record 50 wins, including a club-high 31 home victories.
- The Grizzlies made their NBA Playoff debut vs. San Antonio, a 4-0 Spurs sweep.
- Memphis improved a team-record 22 games from the previous season.
- The team won a franchise-best eight consecutive games from Jan. 11-25, 2004.
- **Hubie Brown** named NBA Coach of the Year on April 21, while **Jerry West** was honored as NBA Executive of the Year on May 18.
- On Dec. 13 vs. New Jersey, the Grizzlies defeated the Nets by a franchise-best 47 points, 110-63.
- The team set single-season records in total rebounds (3,428) and blocks (565).
- The club recorded a 25-3 mark when scoring 100-plus points and set a franchise-record by going 5-0 in overtime games.

## NBA STATISTICAL RANKINGS

Category	Memphis		Opponents		Category	Memphis		Opponents	
Points per game	96.7	7th	94.5	15th	Assists Per Game	9.7	5th	20.41	8th
Field Goal Pct.	.445	8th	.436	13th	Steals Per Game	9.7	1st	8.21	21st
Free Throw Pct.	.727	24th	.764	24th	Turnovers Per Game	14.65	16th	17.01	3rd
3-Pt. Field Goal Pct.	.340	20th	.338	9th	Blocks Per Game	6.89	2nd	5.62	25th
Offensive Rebounds Per Game	12.77	9th	13.4	29th	Personal Fouls Per game	23.21	27th	23.06	4th
Defensive Rebounds Per Game	29.04	25th	30.59	18th	Disqualifications	24	27th	26	4th
Rebounds Per Game	41.8	17th	43.99	26th	Points Per Game Differential	+2.2	9th		



# GAME BY GAME



Date	Opponent	Mem	Opp	Hm	Rd	Tot	Atten	Grizzlies Top Scorer	Grizzlies Top Rebounder	Opponent Top Scorer
Oct 31	BOSTON	L	91	93	0-1	0-0	0-1	16,178	Swift	18 Gasol
Nov 1	at Houston	W	79	71	0-1	1-0	1-1	13,051	Wright	10 Baker
Nov 3	SAN ANTONIO	W	88	80	1-1	1-0	2-1	12,821	Swift	9 Francis, Yao
Nov 5	at Portland	L	87	93	1-1	1-1	2-2	14,634	Gasol, Miller	9 Ginobili, Nesterovic
Nov 7	at Phoenix	L	88	96	1-1	1-2	2-3	16,845	Gasol	7 Randolph
Nov 8	at Utah	L	89	96	1-1	1-3	2-4	18,468	Posey	9 Marion
Nov 10	L.A. LAKERS	W	105	95	2-1	1-3	3-4	19,351	Gasol	12 Kirilenko
Nov 12	at Orlando	W	107	97	2-1	2-3	4-4	13,208	Gasol	11 O'Neal
Nov 15	DALLAS	W	108	101(ot)	3-1	2-3	5-4	16,195	Miller	8 McGrady
Nov 19	DETROIT	L	92	99	3-2	2-3	5-5	13,340	Miller, Wright	16 Finley, Nowitzki
Nov 21	at Seattle	W	98	97	3-2	3-3	6-5	13,271	Williams	12 Billups
Nov 23	at L.A. Lakers	L	89	121	3-2	3-4	6-6	18,997	Battier	9 Murray
Nov 25	at Sacramento	L	89	109	3-2	3-5	6-7	17,317	Gasol	10 Bryant
Nov 28	MINNESOTA	L	98	102	3-3	3-5	6-8	16,741	Williams	10 Stojakovic
Nov 29	at Cleveland	W	122	115(2ot)	3-3	4-5	7-8	18,102	Gasol	12 Cassell
Dec 1	at Boston	W	96	89	3-3	5-5	8-8	12,478	Gasol	12 James
Dec 3	at New Jersey	W	96	93	3-3	6-5	9-6	13,617	Gasol, Posey	13 Pierce
Dec 5	WASHINGTON	W	92	77	4-3	6-5	10-8	11,737	Gasol	6 Jefferson
Dec 7	PORTLAND	W	93	79	5-3	6-5	11-8	11,538	Gasol, Miller	12 Laettner
Dec 10	ATLANTA	W	103	90	6-3	6-5	12-8	10,527	Miller	12 Randolph
Dec 12	at Miami	L	88	91	6-3	6-6	12-9	14,429	Posey	10 Terry
Dec 13	NEW JERSEY	W	110	63	7-3	6-6	13-9	16,189	Wells	8 Odom
Dec 15	at San Antonio	L	67	78	7-3	6-7	13-10	14,524	Wells	9 Martin
Dec 16	SACRAMENTO	W	105	100	8-3	6-7	14-10	11,210	Gasol	8 Duncan
Dec 19	MIAMI	W	97	83	9-3	6-7	15-10	13,869	Miller	13 Stojakovic
Dec 20	at New Orleans	L	89	94	9-3	6-8	15-11	14,320	Wells	8 Wade
Dec 22	at Denver	L	99	106	9-3	6-9	15-12	16,155	Gasol	11 Davis
Dec 23	at Sacramento	W	97	114	9-3	6-10	15-13	17,317	Gasol	14 Lenard
Dec 26	NEW YORK	L	94	98	9-4	6-10	15-14	16,344	Gasol	10 Stojakovic
Dec 27	at Dallas	L	98	104	9-4	6-11	15-15	20,059	Wells	13 Van Horn
Dec 29	at Indiana	L	86	94	9-4	6-12	15-16	18,345	Gasol	12 Finley
Dec 30	SEATTLE	L	99	105	9-5	6-12	15-17	15,127	Gasol	8 O'Neal
Jan 2	UTAH	W	100	88	10-5	6-12	16-17	13,041	Wells	11 Lewis
Jan 3	ORLANDO	W	112	103	11-5	6-12	17-17	15,722	Gasol, Miller	20 Arroyo
Jan 9	at Seattle	L	116	122	11-5	6-13	17-18	15,408	Posey	15 McGrady
Jan 11	at L.A. Clippers	W	108	107(ot)	11-5	7-13	18-18	13,618	Swift	10 Lewis
Jan 12	at Golden State	W	115	113(2ot)	11-5	8-13	19-18	13,722	Posey	9 Jaric
Jan 15	CHICAGO	W	108	93	12-5	8-13	20-18	12,239	Miller	8 Dampier, Van Exel
Jan 17	at Philadelphia	W	91	87	12-5	9-13	21-18	20,054	Gasol	8 Crawford, Williams
Jan 19	HOUSTON	W	88	83	13-5	9-13	22-18	18,619	Gasol	11 Iverson
Jan 21	L.A. LAKERS	W	88	82	14-5	9-13	23-18	19,351	Miller	11 Francis
Jan 23	SACRAMENTO	W	109	95	15-5	9-13	24-18	17,119	Miller	8 Payton
Jan 25	DENVER	W	106	88	16-5	9-13	25-18	17,284	Wells	14 Divac
Jan 28	PORTLAND	L	76	88	16-6	9-13	25-19	11,472	Wells	6 Anthony
Jan 30	UTAH	L	79	85	16-7	9-13	25-20	13,203	Posey	11 Randolph
Jan 31	at Detroit	L	78	80	16-7	9-14	25-21	22,076	Gasol	8 Kirilenko
Feb 2	GOLDEN STATE	W	106	101	17-7	9-14	26-21	10,229	Gasol, Wright	10 Hamilton
Feb 4	at Washington	W	103	101	17-7	10-14	27-21	12,531	Posey	8 Richardson
Feb 6	MILWAUKEE	W	105	85	18-7	10-14	28-21	15,433	Gasol	7 Hughes
Feb 8	at Minnesota	W	99	98	18-7	11-14	29-21	19,179	Gasol	12 Reid
Feb 9	at Denver	L	83	86	18-7	11-15	29-22	15,316	Battier	6 Cassell
Feb 11	L.A. CLIPPERS	W	110	102	19-7	11-15	30-22	11,189	Gasol	8 Anthony, Miller
Feb 17	DALLAS	W	109	92	20-7	11-15	31-22	14,742	Posey	10 Brand
Feb 20	PHOENIX	W	97	92	21-7	11-15	32-22	15,710	Posey	9 Nowitzki
Feb 21	at Chicago	W	105	98	21-7	12-15	33-22	22,076	Posey	10 Stoudemire
Feb 23	DENVER	W	109	106	22-7	12-15	34-22	13,423	Gasol	9 Hinrich
Feb 25	GOLDEN STATE	L	92	99	22-8	12-15	34-23	11,397	Posey	8 Anthony
Feb 27	at Milwaukee	L	104	106	22-8	12-16	34-24	18,289	Posey	10 Claxton
Feb 28	NEW ORLEANS	W	97	92	23-8	12-16	35-24	18,373	Posey	9 Van Horn
Mar 1	at San Antonio	W	81	80	23-8	13-16	36-24	16,705	Watson	9 Davis
Mar 3	at Portland	W	97	88	23-8	14-16	37-24	16,511	Wells	9 Turkoglu
Mar 6	at L.A. Clippers	W	98	92	23-8	15-16	38-24	15,481	Posey	11 Patterson
Mar 7	at Golden State	W	95	85	23-8	16-16	39-24	15,181	Wells	11 Brand, Maggette
Mar 9	SAN ANTONIO	W	94	88	24-8	16-16	40-24	15,544	Gasol	8 Richardson
Mar 12	L.A. CLIPPERS	W	98	89	25-8	16-16	41-24	17,649	Gasol	11 Parker
Mar 13	at Houston	L	80	88	25-8	16-17	41-25	18,157	Swift	18 Richardson
Mar 16	PHILADELPHIA	W	82	79	26-8	16-17	42-25	18,524	Gasol	7 J. Jackson
Mar 18	SEATTLE	L	94	97	26-9	16-17	42-26	14,179	Gasol	22 McKie
Mar 20	INDIANA	W	99	95	27-9	16-17	43-26	16,808	Gasol, Swift	5 Allen, Radmanovic
Mar 23	TORONTO	W	95	86	28-9	16-17	44-26	13,191	Gasol	6 O'Neal
Mar 24	at New York	W	111	97	28-9	17-17	45-26	19,763	Gasol	13 Carter
Mar 26	HOUSTON	W	109	86	29-9	17-17	46-26	19,062	Swift	7 Marbury
Mar 28	at Toronto	W	94	88	29-9	18-17	47-26	19,088	Gasol	10 Francis
Mar 29	at Atlanta	W	136	133(2ot)	29-9	19-17	48-26	12,665	Posey	8 Rose
Apr 2	PHOENIX	W	109	99	30-9	19-17	49-26	19,351	Posey	11 Jackson
Apr 4	at Minnesota	L	82	90	30-9	19-18	49-27	19,068	Posey	9 Stoudemire
Apr 5	at Utah	L	81	92	30-9	19-19	49-28	19,911	Posey	7 Cassell
Apr 7	CLEVELAND	W	92	74	31-9	19-19	50-28	19,351	Posey	6 Grice
Apr 9	at L.A. Lakers	L	95	103	31-9	19-20	50-29	19,997	Miller	10 Wagner
Apr 11	at Phoenix	L	83	89	31-9	19-21	50-30	15,816	Battier	10 Bryant
Apr 13	at Dallas	L	103	110	31-9	19-22	50-31	20,364	Wells	10 Stoudemire
Apr 14	MINNESOTA	L	90	107	31-10	19-22	50-32	19,351	Gasol	7 Daniels
										5 Garnett

INTRO

PLAYERS

EXECUTIVE

BASKETBALL OPS

BUSINESS OPS

MEDIA

COMMUNITY

HISTORY

PLAYOFFS

REVIEW

OPPONENTS

NBA

FEDERATION


AT A GLANCE





# SEASON REVIEW

## 2002-03 MEMPHIS GRIZZLIES (28-54)



**Back Row, L-R:** Tony Barone, Sr., John Welch, Brendan Brown, Hal Wissel, Lionel Hollins, Ryan Humphrey, Robert Archibald, Lorenzen Wright, Pau Gasol, Cezary Trybanski, Stromile Swift, Mike Batiste, Mike Miller, Yusuf Boyd, Mike Douglas, T.J. Zanin, Mike Curtis, Scott McCullough. **Front Row, L-R:** Brevin Knight, Chris Owens, Jason Williams, Hubie Brown, Shane Battier, Wesley Person, Earl Watson.

Player	--Field Goals--					--3-Point FG--			-Free Throws-			--Rebounds--					PF	Dq	Stl	TO	Blk	Pts	Avg
	G	GS	Min	FG	FGA	Pct	FG	FGA	Pct	FT	FTA	Pct	Off	Def	Tot	Ast							
Gasol	82	82	2948	569	1116	.510	1	10	.100	416	565	.736	192	528	720	229	220	3	34	213	148	1555	19.0
Miller	16	13	360	77	151	.510	22	44	.500	29	36	.806	6	49	55	31	34	1	6	26	5	205	12.8
Williams	76	76	2407	333	859	.388	143	404	.354	110	131	.840	25	187	212	631	130	0	91	168	10	919	12.1
Gooden	51	29	1329	255	576	.443	14	46	.304	92	132	.697	105	190	295	63	121	1	38	105	22	616	12.1
Wright	70	49	1982	325	716	.454	0	5	.000	147	223	.659	170	358	528	80	209	7	51	110	54	797	11.4
Giricek	49	35	1187	207	478	.433	46	130	.354	88	107	.822	18	90	108	70	104	0	22	94	6	548	11.2
Person	66	44	1941	274	601	.456	100	231	.433	79	97	.814	24	168	192	112	64	0	42	56	19	727	11.0
Battier	78	47	2383	275	569	.483	86	216	.398	120	145	.828	128	217	345	105	207	0	102	68	88	756	9.7
Swift	67	26	1478	235	489	.481	0	2	.000	177	245	.722	114	270	384	45	152	3	55	99	104	647	9.7
Batiste	75	2	1248	197	467	.422	18	81	.222	69	88	.784	82	175	257	52	120	1	42	69	16	481	6.4
Watson	79	2	1366	170	391	.435	31	91	.341	62	86	.721	46	118	164	225	138	0	89	88	14	433	5.5
Dickerson	6	1	87	10	24	.417	4	11	.364	5	5	1.000	1	5	6	8	16	0	5	6	1	29	4.8
Owens	1	0	6	2	3	.667	0	0	---	0	0	---	0	1	0	0	0	0	1	0	0	4	4.0
Knight	55	4	928	97	228	.425	2	8	.250	20	37	.541	15	66	81	233	123	0	69	94	2	216	3.9
Humphrey	13	0	122	12	35	.343	0	0	---	5	11	.455	4	26	30	4	18	0	5	2	2	29	2.2
Archibald	12	0	72	6	20	.300	0	0	---	7	18	.389	6	11	17	3	9	0	0	7	3	19	1.6
Trybanski	15	0	86	5	20	.250	0	0	---	4	10	.400	6	8	14	1	13	0	0	8	6	14	0.9
<b>GRIZZLIES</b>	<b>82</b>		<b>19930</b>	<b>3049</b>	<b>6743</b>	<b>.452</b>	<b>467</b>	<b>1279</b>	<b>.365</b>	<b>1430</b>	<b>1936</b>	<b>.739</b>	<b>943</b>	<b>2466</b>	<b>3409</b>	<b>1892</b>	<b>1678</b>	<b>16</b>	<b>651</b>	<b>1262</b>	<b>500</b>	<b>7995</b>	<b>97.5</b>
<b>OPPONENTS</b>	<b>82</b>		<b>19930</b>	<b>3224</b>	<b>7008</b>	<b>.460</b>	<b>431</b>	<b>1188</b>	<b>.363</b>	<b>1381</b>	<b>1819</b>	<b>.759</b>	<b>1126</b>	<b>2555</b>	<b>3681</b>	<b>1991</b>	<b>1782</b>	<b>21</b>	<b>714</b>	<b>1213</b>	<b>430</b>	<b>8260</b>	<b>100.7</b>

## QUICK FACTS

- In only their second season in Memphis, the Grizzlies finished with a then club-record 28 wins, ranking sixth in the Midwest Division.
- **Hubie Brown** replaced **Sidney Lowe** as head coach eight games into the season on Nov. 12.
- Memphis completed a four-player trade with Orlando, acquiring 2000-01 NBA Rookie of the Year **Mike Miller** and **Ryan Humphrey** and two draft picks in exchange for **Drew Gooden** and **Gordan Giricek** on Feb. 19.
- **Jason Williams** tied a franchise record by dishing out 10-plus assists in 4 straight games from March 13-24.
- The Grizzlies lost their first 13 games, the worst start in franchise history.

## NBA STATISTICAL RANKINGS

Category	Memphis	Opponents	Category	Memphis	Opponents
Points per game	97.5	8th	Assists Per Game	23.07	6th
Field Goal Pct.	.452	8th	Steals Per Game	7.94	14th
Free Throw Pct.	.739	24th	Turnovers Per Game	15.39	20th
3-Pt. Field Goal Pct.	.365	7th	Blocks Per Game	6.10	4th
Offensive Rebounds Per Game	11.50	20th	Personal Fouls Per game	20.46	6th
Defensive Rebounds Per Game	30.07	15th	Disqualifications	16	17th
Rebounds Per Game	41.57	19th	Points Per Game Differential	-3.2	22nd



# GAME BY GAME



Date	Opponent	Mem	Opp	Hm	Rd	Tot	Atten	Grizzlies Top Scorer	Grizzlies Top Rebounder	Opponent Top Scorer
Oct 30	DALLAS	L 108	119	0-1	0-0	0-1	16,638	Giricek	29 Gasol	10 Nash
Nov 1	at Detroit	L 86	109	0-1	0-1	0-2	18,113	Gooden, Gasol	21 Gooden	5 Hamilton
Nov 2	SACRAMENTO	L 99	116	0-2	0-1	0-3	17,112	Gasol	20 Gasol, Swift	7 Divac
Nov 4	SAN ANTONIO	L 101	103(ot)	0-3	0-1	0-4	12,226	Gasol	22 Battier, Swift	10 Duncan
Nov 6	at Portland	L 88	94	0-3	0-2	0-5	19,067	Gasol	23 Swift	9 Wallace
Nov 8	at Sacramento	L 91	99	0-3	0-3	0-6	17,317	Gooden	23 Swift	10 Stojakovic
Nov 9	at Denver	L 73	84	0-3	0-4	0-7	16,179	Gasol	21 Gooden	12 White
Nov 11	GOLDEN STATE	L 101	108	0-4	0-4	0-8	10,112	Gasol	24 Gooden	9 Jamison
Nov 15	MINNESOTA	L 95	99	0-5	0-4	0-9	14,871	Giricek	25 Swift	9 Garnett
Nov 16	at Chicago	L 93	111	0-5	0-5	0-10	20,653	Williams	18 Gooden	7 Marshall, Rose
Nov 19	at Minnesota	L 106	110(ot)	0-5	0-6	0-11	13,332	Williams	14 Swift	8 Garnett
Nov 20	PHILADELPHIA	L 88	95	0-6	0-6	0-12	17,197	Gooden	21 Swift	16 Iverson
Nov 22	at San Antonio	L 86	95	0-6	0-7	0-13	16,636	Batiste	18 Batiste, Watson	6 Duncan
Nov 23	WASHINGTON	W 85	74	1-6	0-7	1-13	19,351	Watson	17 Gasol	15 Jordan
Nov 27	SEATTLE	W 117	99	2-6	0-7	2-13	13,729	Williams	28 Gooden	8 Lewis
Nov 29	L.A. LAKERS	L 106	112(ot)	2-7	0-7	2-14	19,351	Gasol	24 Gooden	10 Bryant
Dec 1	TORONTO	L 87	92	2-8	0-7	2-15	13,213	Battier	14 Gasol	10 Carter
Dec 3	at L.A. Lakers	L 91	101	2-8	0-8	2-16	18,512	Battier	17 Gasol	9 O'Neal
Dec 4	at Phoenix	L 85	98	2-8	0-9	2-17	12,939	Giricek	18 Gasol	10 Marion
Dec 6	at Utah	L 71	104	2-8	0-10	2-18	17,966	Swift	16 Gasol	8 Kirilenko
Dec 8	PHOENIX	W 102	94	3-8	0-10	3-18	12,469	Gasol	21 Gasol	17 Marbury
Dec 10	at Miami	W 107	96	3-8	1-10	4-18	14,558	Gooden	25 Gooden	9 Jones
Dec 11	DENVER	W 96	93	4-8	1-10	5-18	11,889	Gasol	18 Gasol	10 Harvey
Dec 13	HOUSTON	W 114	109(ot)	5-8	1-10	6-18	15,186	Gasol	29 Gasol	12 Francis
Dec 14	at Dallas	L 87	104	5-8	1-11	6-19	19,732	Giricek	17 Swift, Wright	7 Nash
Dec 16	GOLDEN STATE	W 104	91	6-8	1-11	7-19	12,447	Gasol, Giricek	18 Wright	12 Jamison
Dec 18	at Washington	L 100	118	6-8	1-12	7-20	20,173	Gasol	25 Wright	7 Jordan
Dec 20	MILWAUKEE	W 95	84	7-8	1-12	8-20	12,642	Person	23 Gasol	14 Cassell
Dec 22	UTAH	L 74	103	7-9	1-12	8-21	15,478	Battier	11 Wright	10 Harpring, Malone
Dec 27	ORLANDO	W 99	86	8-9	1-12	9-21	19,047	Giricek	18 Gasol	10 McGrady
Dec 31	at Boston	L 89	96	8-9	1-13	9-22	17,080	Gasol	18 Wright	12 Walker
Jan 3	L.A. CLIPPERS	W 116	111	9-9	1-13	10-22	14,789	Giricek	31 Gasol, Wright	13 Maggette
Jan 6	NEW ORLEANS	W 106	102	10-9	1-13	11-22	12,809	Williams	28 Wright	14 Mashburn
Jan 8	at L.A. Clippers	L 95	103	10-9	1-14	11-23	14,842	Gasol	23 Gasol, Wright	10 Brand
Jan 10	at Phoenix	L 90	96	10-9	1-15	11-24	15,005	Gasol	22 Gasol	11 Marbury
Jan 12	at Sacramento	L 98	106	10-9	1-16	11-25	17,317	Gasol	26 Gasol	12 Stojakovic
Jan 13	at Golden State	W 110	108	10-9	2-16	12-25	11,536	Gasol	23 Wright	15 Arenas
Jan 15	at Portland	L 92	100	10-9	2-17	12-26	18,114	Gasol	19 Wright	8 Wallace
Jan 17	at Seattle	L 97	103(ot)	10-9	2-18	12-27	14,176	Wright, Gasol	21 Gasol	14 Payton
Jan 20	PORTLAND	L 87	99	10-10	2-18	12-28	19,084	Wright	22 Wright	9 McNisn
Jan 22	at San Antonio	W 98	93	10-10	3-18	13-28	17,126	Gasol	28 Gasol	17 Duncan
Jan 23	SACRAMENTO	L 98	104	10-11	3-18	13-29	17,973	Gasol	24 Gasol	17 Webber
Jan 25	SEATTLE	L 83	95	10-12	3-18	13-30	13,228	Gasol	25 Wright	12 Radmanovic
Jan 27	HOUSTON	L 95	100	10-13	3-18	13-31	12,352	Gasol	26 Gooden, Wright	11 Francis
Jan 31	NEW YORK	L 102	108	10-13	3-18	13-32	17,643	Gasol	32 Gasol, Wright	9 Eisley
Feb 2	at Denver	L 78	93	10-14	3-19	13-33	13,274	Gooden	16 Gasol	11 Howard
Feb 3	at Golden State	L 91	101	10-14	3-20	13-34	10,137	Gasol	20 Battier	11 Arenas, Murphy
Feb 5	at Utah	L 84	105	10-14	3-21	13-35	19,473	Giricek	17 Wright	13 Malone
Feb 12	NEW JERSEY	W 97	90	11-14	3-21	14-35	12,486	Watson	21 Battier, Gasol, Watson	8 Kidd
Feb 14	DALLAS	L 103	110	11-15	3-21	14-36	15,924	Gasol	25 Gasol	7 Nowitzki
Feb 16	at Milwaukee	W 101	95	11-15	4-21	15-36	17,193	Gasol	19 Gasol	11 Allen
Feb 18	INDIANA	W 108	103(ot)	12-15	4-21	16-36	12,143	Gasol	24 Gasol	14 Artest, O'Neal
Feb 21	at New Orleans	L 123	125(ot)	12-15	4-22	16-37	16,591	Miller	23 Wright	6 Mashburn
Feb 22	at Houston	L 82	93	12-15	4-23	16-38	13,875	Wright	24 Wright	9 Mobley
Feb 24	UTAH	W 103	92	13-15	4-23	17-38	13,317	Person	27 Gasol	9 Malone
Feb 26	at Philadelphia	L 107	111	13-15	4-24	17-39	19,568	Gasol	32 Gasol	8 Iverson
Feb 28	MIAMI	W 126	116(ot)	14-15	4-24	18-39	19,351	Gasol	25 Person	14 C.Butler, Jones
Mar 1	at Dallas	L 87	114	14-15	4-25	18-40	19,828	Gasol	25 Swift	9 Nowitzki
Mar 3	BOSTON	L 110	111	14-16	4-25	18-41	13,521	Gasol	23 Gasol	17 Pierce
Mar 5	DENVER	W 96	86	15-16	4-25	19-41	11,296	Swift	24 Swift	10 Hilario, Howard, White
Mar 8	at Cleveland	W 115	89	15-16	5-25	20-41	10,339	Gasol	27 Swift	10 Davis
Mar 9	at Toronto	W 119	106	15-16	6-25	21-41	19,138	Gasol	32 Swift	13 Carter
Mar 11	at New York	W 87	85	15-16	7-25	22-41	18,743	Swift	20 Swift	14 Harrington
Mar 12	CHICAGO	W 124	95	16-16	7-25	23-41	15,565	Gasol	27 Swift	10 Curry
Mar 16	ATLANTA	W 124	92	17-16	7-25	24-41	18,413	Battier, Gasol	22 Swift	16 Robinson
Mar 18	at Minnesota	L 80	96	17-16	7-26	24-42	15,355	Battier	18 Wright	8 Garnett
Mar 19	CLEVELAND	W 128	101	18-16	7-26	25-42	12,506	Gasol	28 Gasol	7 Boozer
Mar 21	at Indiana	L 92	101	18-16	7-27	25-43	15,505	Person, Miller, Wright	15 Swift	9 O'Neal
Mar 22	at New Jersey	L 99	107	18-16	7-28	25-44	15,340	Williams	24 Wright	8 Kittles
Mar 24	at Orlando	W 110	104	18-16	8-28	26-44	13,523	Gasol	26 Wright	10 McGrady
Mar 26	PHOENIX	L 99	101	18-17	8-28	26-45	14,524	Williams	22 Wright	12 Marbury
Mar 28	at Seattle	L 71	95	18-17	8-29	26-46	17,072	Gasol	13 Wright	15 Allen
Mar 30	at L.A. Clipper	L 100	102	18-17	8-30	26-47	16,225	Miller	29 Gasol	12 Maggette
Mar 31	at L.A. Lakers	L 94	110	18-17	8-31	26-48	18,997	Gasol	22 Wright	5 O'Neal
Apr 2	SAN ANTONIO	L 87	105	18-18	8-31	26-49	12,116	Wright	24 Wright	8 Duncan
Apr 4	L.A. LAKERS	L 101	102	18-19	8-31	26-50	19,351	Gasol, Williams	18 Gasol	11 O'Neal
Apr 5	at Atlanta	L 91	97	18-19	8-32	26-51	12,107	Gasol	25 Gasol	13 Terry
Apr 8	L.A. CLIPPERS	W 111	108	19-19	8-32	27-51	11,618	Gasol	25 Batiste	11 Maggette
Apr 11	PORTLAND	W 96	93	20-19	8-32	28-51	17,173	Swift	19 Swift	11 Randolph
Apr 13	DETROIT	W 107	110(2ot)	20-20	8-32	28-52	15,704	Gasol	24 Gasol	9 Billups
Apr 15	at Houston	L 86	97	20-20	8-33	28-53	14,704	Battier	15 Gasol	13 Francis
Apr 16	MINNESOTA	L 87	95	20-21	8-33	28-54	15,478	Gasol, Swift	18 Gasol	9 Garnett

INTRO

PLAYERS

EXECUTIVE

BASKETBALL OPS

BUSINESS OPS

MEDIA

COMMUNITY

HISTORY

PLAYOFFS

REVIEW

OPPONENTS

NBA

FEDERATION

AT A GLANCE





# SEASON REVIEW

## 2001-02 MEMPHIS GRIZZLIES (23-59)



**Back Row, L-R:** Dana Davis, Scott McCullough, Tom Penn, Billy Knight, Rob Hackett, Dick Versace, Rodney Buford, Shane Battier, Grant Long, Pau Gasol, Lorenzen Wright, Antonis Fotsis, Tony Massenburg, Stromile Swift, Scott Roth, Mitchell Anderson, Bob Staak, Michael Adams, Michael Douglas. **Front Row, L-R:** Brevin Knight, Will Solomon, Jason Williams, Michael Heisley, Sidney Lowe, Nick Anderson, Michael Dickerson, Eddie Gill.

Player	--Field Goals--						--3-Point FG--			--Free Throws--			--Rebounds--				Pct	Avg					
	G	GS	Min	FG	FGA	Pct	FG	FGA	Pct	FT	FTA	Pct	Off	Def	Tot	Ast			PF	Dq	Stl	To	Blk
Gasol	82	79	3007	551	1064	.518	1	5	.200	338	477	.709	238	492	730	223	195	2	41	224	169	1441	17.6
Williams	65	65	2236	376	985	.382	127	430	.295	80	101	.792	22	173	195	519	102	0	111	214	7	959	14.8
Battier	78	78	3097	412	961	.429	103	276	.373	198	283	.700	180	238	418	216	215	2	121	155	81	1125	14.4
Wright	43	33	1251	223	486	.459	0	2	.000	70	123	.569	130	275	405	44	126	0	30	72	23	516	12.0
Swift	68	14	1805	293	611	.480	0	3	.000	217	305	.711	161	269	430	50	178	3	53	122	113	803	11.8
Dickerson	4	4	124	15	48	.313	8	21	.381	5	6	.833	3	9	12	9	12	0	3	8	1	43	10.8
Buford	63	21	1769	258	593	.435	17	70	.243	58	80	.725	52	220	272	71	110	1	42	63	12	591	9.4
Knight	53	11	1151	141	334	.422	2	8	.250	87	115	.757	11	98	109	302	135	1	79	111	7	371	7.0
Long	66	56	1868	164	385	.426	3	17	.176	86	123	.699	31	200	231	136	123	0	63	103	12	417	6.3
Massenburg	73	31	1247	159	349	.456	1	1	1.000	84	117	.718	100	224	324	26	174	2	30	65	31	403	5.5
Solomon	62	4	872	113	331	.341	46	162	.284	49	73	.671	12	56	68	92	76	0	35	62	7	321	5.2
Gill	23	5	384	39	92	.424	7	22	.318	31	39	.795	7	21	28	49	38	0	11	34	3	116	5.0
Anderson	15	0	219	21	76	.276	13	48	.271	5	9	.556	1	32	33	14	17	0	6	14	6	60	4.0
Fotsis	28	1	320	42	104	.404	7	23	.304	17	20	.850	25	37	62	10	22	0	9	21	11	108	3.9
GRIZZLIES	82	19780	2851	6535	.436	336	1096	.307	1334	1883	.708	984	2413	3397	1785	1571	11	646	1344	488	7372	89.9	
OPPONENTS	82	19780	3119	6829	.457	398	1112	.358	1346	1788	.753	1135	2560	3695	1961	1784	12	781	1207	457	7982	97.3	

## QUICK FACTS

- On July 3, 2001, the NBA Board of Governors officially approved the move of the Grizzlies from Vancouver, B.C. to Memphis, Tennessee.
- In the franchise's first season in Memphis, the Grizzlies finished with a 23-59 record, tying the most wins in franchise history.
- The club earned its first win in the city of Memphis with a 98-83 victory on Nov. 17 vs. Cleveland.
- Pau Gasol** named NBA Rookie of the Year after averaging 17.6 points, 8.9 rebounds and 2.06 blocks in 82 games, and won Rookie of the Month on three occasions (November, January, March).
- Shane Battier** joined Gasol on the NBA All-Rookie First Team after posting 14.4 points and 5.4 rebounds in 78 games.
- The Grizzlies completed their biggest comeback in franchise history on March 25, 2002 at Portland, rallying from 25 points down to win 103-100.
- Jason Williams** dished out a franchise-best 19 assists on March 30 vs. Golden State.
- Gasol blocks 169 shots, setting the Grizzlies single-season record.
- Lorenzen Wright** grabbed single-game high 26 rebounds on Nov. 4 vs. Dallas.
- On Jan. 29, 2002, the Grizzlies first-ever draft selection, **Bryant Reeves**, retired due to chronic back pain.

## NBA STATISTICAL RANKINGS

Category	Memphis		Opponents		Category	Memphis		Opponents	
Points Per Game	89.9	27th	97.3	21st	Assists Per Game	21.77	16th	23.91	25th
Field Goal Pct.	.436	21st	.457	23rd	Steals Per Game	7.88	16th	9.52	29th
Free Throw Pct.	.708	28th	.753	18th	Turnovers Per Game	16.39	27th	14.72	13th
3-Pt Field Goal Pct.	.307	28th	.358	19th	Blocks Per Game	5.95	7th	5.57	20th
Defensive Rebounds Per Game	12.00	16th	13.84	29th	Personal Fouls Per Game	19.16	3rd	21.76	10th
Offensive Rebounds Per Game	29.43	21st	31.22	25th	Disqualifications	11	11th	12	18th
Rebounds Per Game	41.43	24th	45.06	27th	Points Per Game Differential	-7.3	28th		



# GAME BY GAME



Date	Opponent	Mem	Opp	Hm	Rd	Tot	Atten	Grizzlies Top Scorer	Grizzlies Top Rebounder	Opponent Top Scorer
Nov 1	DETROIT	L	80	90	0-1	0-0	19,405	Wright	17 Wright	12 Stackhouse
Nov 2	at Minnesota	L	102	111	0-1	0-1	0-2	16,922	Battier	12 Garnett
Nov 4	DALLAS	L	85	94	0-2	0-1	0-3	13,177	Wright	22 Wright
Nov 6	at Phoenix	L	101	113	0-2	0-2	0-4	12,765	Gasol	27 Wright
Nov 7	at L.A. Clippers	L	92	108	0-2	0-3	0-5	13,835	Gasol	24 Wright
Nov 9	at L.A. Lakers	L	86	110	0-2	0-4	0-6	18,997	Swift	21 Gasol
Nov 12	GOLDEN STATE	L	79	86	0-3	0-4	0-7	11,126	Wright	19 Wright
Nov 15	PORTLAND	L	85	101	0-4	0-4	0-8	10,161	Battier	30 Wright
Nov 17	CLEVELAND	W	98	93	1-4	0-4	1-8	13,874	Battier	20 Gasol
Nov 21	at Cleveland	L	94	101	1-4	0-5	1-9	10,804	Gasol	26 Gasol
Nov 23	PHOENIX	L	89	103	1-5	0-5	1-10	16,308	Battier, Gasol	18 Wright, Gasol
Nov 24	at Detroit	L	84	91	1-5	0-6	1-11	15,256	Williams	25 Wright
Nov 26	SACRAMENTO	W	98	94	2-5	0-6	2-11	12,215	Buford	21 Massenburg
Nov 29	at Toronto	L	88	91	2-5	0-7	2-12	19,800	Gasol	22 Wright
Nov 30	HOUSTON	W	102	85	3-5	0-7	3-12	12,344	Williams	38 Wright
Dec 2	at Philadelphia	W	93	87	3-5	1-7	4-12	20,433	Gasol	20 Gasol
Dec 3	at Orlando	L	71	113	3-5	1-8	4-13	13,340	Swift	13 Wright
Dec 6	MINNESOTA	L	80	105	3-6	1-8	4-14	12,861	Gasol	22 Gasol
Dec 8	PHILADELPHIA	W	92	83	4-6	1-8	5-14	19,405	Gasol	24 Gasol, Austin
Dec 11	WASHINGTON	L	81	91	4-7	1-8	5-15	19,405	Williams	17 Gasol
Dec 13	at Denver	L	86	89	4-7	1-9	5-16	11,231	Battier	19 Gasol
Dec 15	at Golden State	L	84	93	4-7	1-10	5-17	11,537	Williams	18 Swift
Dec 16	at Sacramento	L	87	104	4-7	1-11	5-18	17,317	Gasol	15 Gasol
Dec 18	MILWAUKEE	L	105	114	4-8	1-11	5-19	12,476	Swift	27 Gasol
Dec 20	at New York	W	90	88	4-8	2-11	6-19	19,763	Battier	21 Battier
Dec 21	L.A. LAKERS	W	114	108	5-8	2-11	7-19	19,405	Williams	26 Gasol
Dec 23	at Boston	L	80	85	5-8	2-12	7-20	15,386	Battier	22 Gasol
Dec 26	CHICAGO	W	107	85	6-8	2-12	8-20	16,237	Gasol	27 Gasol
Dec 28	at Miami	W	91	86	6-8	3-12	9-20	15,558	Williams	19 Gasol, Swift
Dec 30	SAN ANTONIO	L	79	83	6-9	3-12	9-21	17,358	Gasol	24 Gasol
Jan 2	at New Jersey	L	74	92	6-9	3-13	9-22	7,796	Battier	20 Gasol
Jan 4	ATLANTA	L	109	113	6-10	3-13	9-23	13,342	Battier	22 Gasol
Jan 6	SEATTLE	L	77	89	6-11	3-13	9-24	12,833	Williams	19 Gasol, Swift
Jan 8	TORONTO	W	84	81	7-11	3-13	10-24	14,322	Gasol, Swift	20 Gasol, Massenburg, Swift
Jan 10	at Phoenix	W	102	96	7-11	4-13	11-24	14,379	Gasol	31 Swift
Jan 12	at Utah	W	95(2ot)	7-11	5-13	12-24	18,875	Williams	22 Massenburg	9 Marion
Jan 14	at L.A. Lakers	L	81	120	7-11	5-14	12-25	18,997	Gasol	25 Gasol, Swift
Jan 17	DALLAS	L	97	108	7-12	5-14	12-26	12,732	Gasol	26 Gasol
Jan 19	ORLANDO	L	103	119	7-13	5-14	12-27	17,344	Gasol	26 Gasol
Jan 21	at Sacramento	L	98	112	7-13	5-15	12-28	17,317	Massenburg	23 Swift
Jan 23	at Golden State	L	95	107	7-13	5-16	12-29	10,003	Gasol	27 Gasol
Jan 24	at Portland	L	82	120	7-13	5-17	12-30	18,740	Knight	22 Swift
Jan 26	at Chicago	L	92	95	7-13	5-18	12-31	18,087	Gasol	26 Battier
Jan 28	L.A. CLIPPERS	W	119	115(ot)	8-13	5-18	13-31	11,278	Gasol	23 Gasol
Jan 30	at Indiana	L	82	83	8-13	5-19	13-32	16,445	Battier	27 Gasol
Feb 1	L.A. LAKERS	L	85	100	8-14	5-19	13-33	19,405	Gasol, Knight	13 Swift
Feb 3	CHARLOTTE	L	79	97	8-15	5-19	13-34	14,827	Swift	13 Swift
Feb 5	UTAH	W	86	79	9-15	5-19	14-34	12,216	Buford	20 Gasol
Feb 7	at Milwaukee	L	103	107	9-15	5-20	14-35	17,726	Gasol	30 Battier, Gasol
Feb 12	at Houston	L	78	85	9-15	5-21	14-36	10,291	Gasol	25 Gasol
Feb 14	DENVER	L	85	100	9-16	5-21	14-37	12,867	Wright	20 Gasol
Feb 17	at Charlotte	W	92	78	9-16	6-21	15-37	9,952	Swift	19 Gasol
Feb 19	at San Antonio	L	93	99(ot)	9-16	6-22	15-38	16,229	Battier, Gasol	26 Battier
Feb 21	PHOENIX	L	72	78	9-17	6-22	15-39	13,417	Battier, Gasol	15 Wright
Feb 25	L.A. CLIPPERS	L	77	90	9-18	6-22	15-40	11,878	Gasol	21 Gasol
Feb 26	at Dallas	L	91	104	9-18	6-23	15-41	19,970	Battier	18 Gasol
Feb 28	at Utah	L	70	114	9-18	6-24	15-42	17,751	Buford	15 Wright, Battier, Gasol
Mar 1	at Denver	L	83	96	9-18	6-25	15-43	16,177	Gasol	26 Wright
Mar 3	SEATTLE	L	71	96	9-19	6-25	15-44	14,121	Buford	16 Gasol
Mar 4	at Atlanta	L	76	95	9-19	6-26	15-45	7,714	Battier	20 Wright
Mar 7	INDIANA	W	122	111	10-19	6-26	16-45	12,234	Williams	33 Gasol
Mar 9	MIAMI	L	88	93	10-20	6-26	16-46	16,226	Williams	19 Wright
Mar 11	UTAH	W	79	78	11-20	6-26	17-46	11,838	Gasol	20 Wright
Mar 12	at San Antonio	L	84	98	11-20	6-27	17-47	19,519	Williams	18 Wright
Mar 15	BOSTON	L	97	103	11-21	6-27	17-48	17,129	Gasol	22 Gasol
Mar 17	NEW JERSEY	L	76	87	11-22	6-27	17-49	15,871	Gasol	18 Wright
Mar 19	NEW YORK	L	92	101	11-23	6-27	17-50	14,784	Massenburg	19 Gasol, Massenburg
Mar 21	MINNESOTA	L	93	95	11-24	6-27	17-51	12,314	Battier	28 Gasol
Mar 23	at Dallas	L	100	111	11-24	6-28	17-52	20,184	Gasol	23 Wright
Mar 25	at Portland	W	103	100	11-24	7-28	18-52	20,441	Wright	21 Wright
Mar 27	at Seattle	L	82	96	11-24	7-29	18-53	13,896	Williams	26 Wright
Mar 30	GOLDEN STATE	W	105	99	12-24	7-29	19-53	14,411	Gasol	26 Wright
Apr 2	SACRAMENTO	L	83	107	12-25	7-29	19-54	11,835	Swift	20 Gasol
Apr 3	at Minnesota	L	81	92	12-25	7-30	19-55	17,183	Gasol	18 Gasol
Apr 5	HOUSTON	W	99	81	13-25	7-30	20-55	14,188	Gasol	32 Gasol
Apr 6	at Washington	L	85	88	13-25	7-31	20-56	20,674	Gasol	16 Battier, Buford, Wright
Apr 9	DENVER	W	97	86	14-25	7-31	21-56	11,208	Swift	20 Swift
Apr 11	PORTLAND	W	102	99	15-25	7-31	22-56	13,248	Gasol	23 Wright
Apr 13	SAN ANTONIO	L	92	113	15-26	7-31	22-57	19,405	Gasol	19 Battier
Apr 14	at L.A. Clippers	W	98	95	15-26	8-31	23-57	10,893	Battier	19 Gasol
Apr 16	at L.A. Clippers	L	84	92	15-26	8-32	23-58	20,264	Gasol	19 Gasol
Apr 17	at Seattle	L	94	109	15-26	8-33	23-59	17,072	Swift	31 Swift

INTRO

PLAYERS

EXECUTIVE

BASKETBALL

OPS

BUSINESS

OPS

MEDIA

COMMUNITY

HISTORY

PLAYOFFS

REVIEW

OPONENTS

NBA

FEDERATION

AT A GLANCE





# SEASON REVIEW

## 2000-01 VANCOUVER GRIZZLIES (23-59)



**Back Row, L-R:** Mitchell Anderson, Scott Roth, Stromile Swift, Grant Long, Ike Austin, Bryant Reeves, Shareef Abdur-Rahim, Tony Massenburg, Matt Hoffar, Clyde Smith, JB Mahli. **Middle Row, L-R:** Bob Staak, Sidney Lowe, Michael Adams, Scott McCullough, Robert Hackett, Dana Davis. **Front Row, L-R:** Brent Price, Erick Strickland, Michael Dickerson, Mike Bibby, Mahmoud Abdul-Rauf, Damon Jones, Kevin Edwards.

Player	--Field Goals--						--3-Point FG--			--Free Throws--			--Rebounds--						Dq	Stl	TO	Blk	Pts	Avg
	G	GS	Min	FG	FGA	Pct	FG	FGA	Pct	FT	FTA	Pct	Off	Def	Tot	Ast	PF							
Abdur-Rahim	81	81	3241	604	1280	.472	12	64	.188	443	531	.834	175	560	735	250	238	1	90	231	77	1663	20.5	
Dickerson	70	69	2618	425	1020	.417	86	230	.374	206	270	.763	70	159	229	233	207	0	62	162	27	1142	16.3	
Bibby	82	82	3190	525	1157	.454	108	285	.379	143	188	.761	47	257	304	685	148	1	107	248	12	1301	15.9	
Harrington	44	40	1267	180	386	.466	0	3	.000	120	154	.779	102	187	289	36	136	3	19	104	26	480	10.9	
Reeves	75	48	1832	254	552	.460	1	4	.250	113	142	.796	132	320	452	80	243	5	43	90	54	622	8.3	
Jones	71	10	1415	170	416	.409	84	231	.364	37	52	.712	16	108	124	224	58	0	36	76	1	461	6.5	
Abdul-Rauf	41	0	486	120	246	.488	4	14	.286	22	29	.759	5	20	25	76	50	0	9	26	1	266	6.5	
Strickland	22	0	409	41	136	.301	14	48	.292	44	51	.863	9	67	76	66	42	0	22	27	1	140	6.4	
Long	66	27	1507	140	319	.439	4	15	.267	112	157	.713	76	198	274	83	160	2	72	62	15	396	6.0	
Swift	80	6	1312	153	339	.451	0	4	.000	85	141	.603	109	175	284	28	160	0	62	64	82	391	4.9	
Massenburg	52	20	823	92	199	.462	0	0	---	49	70	.700	75	135	210	9	122	0	10	48	28	233	4.5	
Austin	52	16	845	96	270	.356	6	24	.250	28	40	.700	50	172	222	58	94	0	20	54	23	226	4.3	
Edwards	46	5	634	56	170	.329	5	19	.263	43	53	.811	23	59	82	52	46	0	29	37	8	160	3.5	
Price	6	0	30	3	11	.273	1	4	.250	6	7	.857	1	3	4	5	8	0	2	4	0	13	2.2	
West	15	6	171	11	38	.289	0	2	.000	6	7	.857	4	11	15	14	21	0	3	4	4	28	1.9	
GRIZZLIES	82		19780	2870	6539	.439	325	947	.343	1457	1892	.770	894	2431	3325	1899	1733	12	586	1291	359	7522	91.7	
OPPONENTS	82		19780	3143	6791	.463	389	1075	.362	1317	1798	.732	1052	2534	3586	1935	1768	16	710	1217	476	7992	97.5	

## QUICK FACTS

- The Grizzlies concluded their final season in Vancouver with a 23-59 record.
- The team won its last game as the Vancouver Grizzlies, 95-81, on April 18 at Golden State.
- Over a span of 12:32, **Shareef Abdur-Rahim** scored a club-high 22 consecutive points on Dec. 1 vs. Indiana.
- **Mike Bibby** set a franchise record with 685 assists in a single season.
- Rookie **Stromile Swift** competed in the Dunk Contest during All-Star weekend in Washington, D.C.
- On April 11, 2000, the NBA approved the sale of the Vancouver Grizzlies by Orca Bay Sports & Entertainment to **Michael Heisley**.

## NBA STATISTICAL RANKINGS

Category	Vancouver		Opponents		Category	Vancouver		Opponents	
Points Per Game	91.7	25th	97.5	26th	Assists Per Game	23.2	8th	23.6	26th
Field Goal Pct.	.439	17th	.463	26th	Steals Per Game	7.15	23rd	8.66	28th
Free Throw Pct.	.770	6th	.732	4th	Turnovers Per Game	15.7	20th	14.8	17th
3-Pt. Field Goal Pct.	.343	21st	.362	22nd	Blocks Per Game	4.38	25th	5.80	21st
Offensive Rebounds Per Game	10.9	26th	12.8	26th	Personal Fouls Per Game	21.1	7th	21.6	20th
Defensive Rebounds Per Game	29.6	22nd	30.9	18th	Disqualifications	12	8th	16	15th
Rebounds Per Game	40.5	24th	43.7	22nd	Points Per Game Differential	-5.8	26th		





Date	Opponent	Van	Opp	Hm	Rd	Tot	Atten	Grizzlies Top Scorer	Grizzlies Top Rebounder	Opponent Top Scorer					
Oct 31	SEATTLE	W	94	88	1-0	0-0	1-0	15,779	27	Reeves	12	Payton	27		
Nov 2	at L.A. Clippers	W	99	91	1-0	1-0	2-0	15,546	20	Harrington	13	Odom	17		
Nov 4	L.A. LAKERS	L	89	98	1-1	1-0	2-1	18,183	24	Abdur-Rahim	9	O'Neal	27		
Nov 6	ATLANTA	W	97	87	2-1	1-0	3-1	11,639	18	Abdur-Rahim, Harrington	18	Austin	9	Henderson, Wright	19
Nov 8	at Dallas	W	101	74	2-1	2-0	4-1	11,500	22	Abdur-Rahim	12	Laettner	17		
Nov 9	at Houston	L	78	85	2-1	2-1	4-2	10,906	17	Abdur-Rahim	17	Abdur-Rahim	8	Taylor	21
Nov 11	at San Antonio	L	78	91	2-1	2-2	4-3	18,556	18	Abdur-Rahim	11	Duncan	21		
Nov 16	L.A. CLIPPERS	L	72	76	2-2	2-2	4-4	12,210	16	Harrington	10	Odom	21		
Nov 18	DALLAS	L	88	91	2-3	2-2	4-5	13,301	23	Austin	10	Davis, Nowitzki	20		
Nov 20	DENVER	L	92	95	2-4	2-2	4-6	11,809	19	Abdur-Rahim	14	McDyess	21		
Nov 22	at Minnesota	L	100	101	2-4	2-3	4-7	16,783	37	Abdur-Rahim	10	Garnett	24		
Nov 24	at Detroit	L	96	118	2-4	2-4	4-8	14,709	29	Abdur-Rahim	12	Stachhouse	31		
Nov 26	at Boston	W	98	87	2-4	3-4	5-8	11,551	27	Abdur-Rahim	21	Pierce	31		
Nov 27	at New York	L	72	97	2-4	3-5	5-9	19,763	17	Long	9	Rice	23		
Nov 29	PHOENIX	W	109	106(2ot)	3-4	3-5	6-9	12,314	33	Abdur-Rahim, Harrington	14	Kidd	34		
Dec 1	INDIANA	L	76	86(ot)	3-5	3-5	6-10	11,758	28	Abdur-Rahim	16	Rose	28		
Dec 3	SAN ANTONIO	L	79	97	3-6	3-5	6-11	11,655	16	Abdur-Rahim, Long	11	Duncan	30		
Dec 5	DETROIT	W	91	83	4-6	3-5	7-11	12,578	18	Austin	10	Atkins	13		
Dec 7	at Utah	L	87	98	4-6	3-6	7-12	17,958	21	Reeves	11	Russell	20		
Dec 9	PHILADELPHIA	L	79	83	4-7	3-6	7-13	15,671	20	Harrington	10	Iverson	18		
Dec 11	HOUSTON	L	75	82	4-8	3-6	7-14	12,145	26	Reeves	9	Mobley	16		
Dec 13	SEATTLE	L	93	94	4-9	3-6	7-15	15,102	17	Abdur-Rahim	9	Payton	17		
Dec 15	at L.A. Lakers	L	76	98	4-9	3-7	7-16	18,211	18	Abdur-Rahim	10	Grant	19		
Dec 17	ORLANDO	L	91	101	4-10	3-7	7-17	13,729	19	Abdur-Rahim	14	McGrady	27		
Dec 20	WASHINGTON	W	118	104	5-10	3-7	8-17	11,510	26	Harrington, Reeves	7	Howard	34		
Dec 22	SACRAMENTO	L	93	95	5-11	3-7	8-18	14,656	24	Harrington	20	Webber	33		
Dec 23	at L.A. Clippers	L	90	92	5-11	3-8	8-19	12,001	26	Harrington	9	Odom	14		
Dec 26	PHOENIX	L	95	97	5-12	3-8	8-20	16,110	21	Harrington	12	Kidd	28		
Dec 29	at Portland	L	81	104	5-12	3-9	8-21	20,309	29	Reeves	5	Sabonis	25		
Dec 30	GOLDEN STATE	L	101	102	5-13	3-9	8-22	14,485	31	Abdur-Rahim	11	Jamison	35		
Jan 3	CHARLOTTE	W	99	89	6-13	3-9	9-22	11,873	22	Harrington	13	Coleman	18		
Jan 5	at Phoenix	L	76	108	6-13	3-10	9-23	18,359	14	Abdur-Rahim, Bibby	7	Delk, Marion	23		
Jan 7	MILWAUKEE	W	120	117	7-13	3-10	10-23	11,771	38	Abdur-Rahim	11	Robinson	31		
Jan 9	DENVER	L	105	112	7-14	3-10	10-24	12,417	26	Abdur-Rahim	13	McDyess	31		
Jan 12	at Seattle	L	102	115	7-14	3-11	10-25	13,196	31	Reeves	12	Patterson	26		
Jan 13	CLEVELAND	W	119	107	8-14	3-11	11-25	12,540	22	Dickerson	32	Reeves	16	Gatling	27
Jan 15	at L.A. Lakers	L	112	113(ot)	8-14	3-12	11-26	18,318	32	Abdur-Rahim	12	O'Neal	31		
Jan 17	at Denver	L	97	121	8-14	3-13	11-27	12,117	24	Abdur-Rahim	8	Van Exel	21		
Jan 19	MIAMI	L	86	97	8-15	3-13	11-28	14,281	21	Harrington	9	Jones	26		
Jan 21	MINNESOTA	L	94	96	8-16	3-13	11-29	13,108	24	Abdur-Rahim, Dickerson	11	Brandon, Garnett	20		
Jan 23	at San Antonio	L	77	110	8-16	3-14	11-30	14,764	16	Harrington	6	Duncan	23		
Jan 25	at Dallas	L	83	120	8-16	3-15	11-31	12,690	24	Abdur-Rauf, Abdur-Rahim, Bibby	13	Nash	21		
Jan 26	at Houston	L	89	106	8-16	3-16	11-32	12,316	25	Abdur-Rahim, Harrington, Jones	7	Mobley	23		
Jan 29	NEW JERSEY	W	97	86	9-16	3-16	12-32	15,475	24	Abdur-Rahim, Dickerson	24	Abdur-Rahim	11	Marbury, Martin	19
Jan 31	at Phoenix	L	92	101	9-16	3-17	12-33	16,502	26	Bibby, Swift	8	Robinson	25		
Feb 2	at Sacramento	L	95	105	9-16	3-18	12-34	17,317	27	Abdur-Rahim	27	Abdur-Rahim	9	Webber	41
Feb 3	CHICAGO	W	91	84	10-16	3-18	13-34	16,845	26	Abdur-Rahim	13	Fizer	26		
Feb 5	at Seattle	L	82	95	10-16	3-19	13-35	15,082	23	Abdur-Rahim	12	Baker, Williams	17		
Feb 7	UTAH	L	82	92	10-17	3-19	13-36	13,240	27	Swift, Reeves	7	Malone	34		
Feb 13	BOSTON	W	99	98	11-17	3-19	14-36	11,735	25	Reeves	12	Walker	27		
Feb 15	GOLDEN STATE	W	99	89	12-17	3-19	15-36	10,612	22	Dickerson, Strickland, Reeves	9	Jamison	24		
Feb 16	at Golden State	W	92	79	12-17	4-19	16-36	13,173	28	Abdur-Rahim	9	Garnett	21		
Feb 18	at Minnesota	W	110	102	12-17	5-19	17-36	18,693	24	Dickerson	24	Abdur-Rahim	15	Garnett, Ellis	16
Feb 20	at Washington	W	116	104	12-17	6-19	18-36	12,240	23	Long	14	Howard	27		
Feb 21	at Philadelphia	L	91	107	12-17	6-20	18-37	17,944	27	Long	10	Iverson	36		
Feb 23	at Milwaukee	L	81	93	12-17	6-21	18-38	17,682	28	Abdur-Rahim	13	Allen	29		
Feb 24	at Chicago	L	75	90	12-17	6-22	18-39	21,496	15	Strickland	15	Long	8	Brand	22
Feb 27	DALLAS	L	112	116	12-18	6-22	18-40	12,977	36	Abdur-Rahim, Long	7	Nowitzki	31		
Feb 28	at Utah	L	83	101	12-18	6-23	18-41	19,492	19	Abdur-Rahim, Massenbug	6	Malone	21		
Mar 3	L.A. LAKERS	L	88	98	12-19	6-23	18-42	19,193	22	Abdur-Rahim, Reeves	11	O'Neal	34		
Mar 5	SAN ANTONIO	L	77	91	12-20	6-23	18-43	10,798	24	Abdur-Rahim	11	Anderson	25		
Mar 6	at Portland	W	105	97	12-20	7-23	19-43	20,580	26	Abdur-Rahim	8	Pippen, Stoudamire, Wells	15		
Mar 9	PORTLAND	W	95	85	12-20	7-23	19-43	15,512	15	Abdur-Rahim	15	Abdur-Rahim, Massenbug, Swift	7	Wells	24
Mar 11	TORONTO	L	84	101	13-21	7-23	20-44	19,193	17	Massenbug	10	Carter	25		
Mar 13	at Atlanta	L	99	109	13-21	7-24	20-45	9,664	27	Abdur-Rahim	13	Henderson	23		
Mar 14	at Charlotte	L	95	100	13-21	7-25	20-46	16,018	23	Abdur-Rahim	12	Mashburn	23		
Mar 16	at Orlando	L	99	103	13-21	7-26	20-47	15,278	21	Abdur-Rahim, Long, Swift	6	Armstrong	29		
Mar 17	at Miami	L	81	95	13-21	7-27	20-48	16,500	20	Abdur-Rahim	8	Mason	18		
Mar 20	at New Jersey	L	90	104	13-21	7-28	20-49	14,531	23	Bibby	23	Abdur-Rahim	6	Martin, Van Horn	24
Mar 22	at Cleveland	L	95	109	13-21	7-29	20-50	12,168	19	Bibby, Dickerson	19	Swift	11	Person, Murray	19
Mar 23	at Indiana	L	75	95	13-21	7-30	18,345	20-51	21	Abdur-Rahim	21	Swift	11	Croschere	17
Mar 25	at Toronto	L	92	102	13-21	7-31	20-52	19,800	26	Abdur-Rahim	10	Carter	24		
Mar 29	NEW YORK	W	89	68	14-21	7-31	21-52	15,949	30	Massenbug, Reeves	10	Ward	13		
Apr 1	UTAH	L	73	92	14-22	7-31	21-53	13,093	20	Abdur-Rahim	12	Malone	31		
Apr 4	L.A. CLIPPERS	W	86	78	15-22	7-31	22-53	11,312	24	Massenbug	11	Odom	18		
Apr 6	SACRAMENTO	L	90	118	15-23	7-31	22-54	14,863	17	Jones	17	Massenbug	13	Webber	36
Apr 7	at Denver	L	97	98	15-23	7-32	22-55	14,934	23	Abdur-Rahim	32	Reeves	12	Posey	32
Apr 10	MINNESOTA	L	91	104	15-24	7-32	22-56	10,430	30	Dickerson	19	Swift	7	Szczerbiak	28
Apr 12	PORTLAND	L	87	100	15-25	7-32	22-57	12,796	24	Bibby	24	Abdur-Rahim	12	Wallace	27
Apr 14	HOUSTON	L	95	100	15-26	7-32	22-58	18,571	25	Reeves	12	Anderson	19		
Apr 16	at Sacramento	L	100	110	15-26	7-33	22-59	17,317	25	Jones	25	Long	8	Stojakovic	31
Apr 18	at Golden State	W	95	81	15-26	8-33	23-59	14,437	26	Abdur-Rahim	26	Abdur-Rahim	22	Jamison	33

INTRO

PLAYERS

EXECUTIVE

BASKETBALL OPS

BUSINESS OPS

MEDIA

COMMUNITY

HISTORY

PLAYOFFS

REVIEW

OPONENTS

NBA

FEDERATION

AT A GLANCE





# SEASON REVIEW

## 1999-00 VANCOUVER GRIZZLIES (22-60)



**Back Row, L-R:** Lawrence Frank, Rob Hackett, Jim Boylan, Scott McCullough, Jack Nolan, Troy Wenzel, Othella Harrington, Antoine Carr, Obinna Ekezie, Bryant Reeves, Cherokee Parks, Shareef Abdur-Rahim, Grant Long, Dennis Scott, Larry Riley, Noah Croom, Gary Schmidt.  
**Front Row, L-R:** Doug West, Michael Dickerson, Mike Bibby, Stu Jackson, Lionel Hollins, Milt Palacio, Felipe Lopez, Brent Price.

Player	--Field Goals--					--3-Point FG--			-Free Throws-			--Rebounds--					PF	Dq	Stl	TO	Blk	Pts	Avg
	G	GS	Min	FG	FGA	Pct	FG	FGA	Pct	FT	FTA	Pct	Off	Def	Tot	Ast							
Abdur-Rahim	82	82	3223	594	1277	.465	29	96	.302	446	551	.809	218	607	825	271	244	3	89	249	87	1663	20.3
Dickerson	82	82	3103	554	1270	.436	119	291	.409	269	324	.830	78	201	279	208	226	0	116	165	45	1496	18.2
Bibby	82	82	3155	459	1031	.445	77	212	.363	195	250	.780	73	233	306	665	171	1	132	247	15	1190	14.5
Harrington	82	82	2677	420	830	.506	0	2	.000	236	298	.792	196	367	563	97	287	3	36	217	58	1076	13.1
Reeves	69	67	1773	252	562	.448	0	4	.000	107	165	.648	126	264	390	82	245	8	33	119	38	611	8.9
Scott	66	0	1263	125	333	.375	71	189	.376	48	57	.842	16	90	106	69	104	0	28	30	9	369	5.6
Long	42	1	920	74	167	.443	0	4	.000	55	71	.775	86	148	234	43	108	1	45	49	10	203	4.8
Lopez	65	0	781	111	261	.425	3	18	.167	67	109	.615	59	65	124	44	94	0	32	53	17	292	4.5
West	38	0	581	59	145	.407	0	3	.000	34	40	.850	18	53	71	43	80	1	12	19	8	152	4.0
Price	41	0	424	41	119	.345	25	68	.368	34	39	.872	8	29	37	69	63	0	17	47	1	141	3.4
Ekezie	39	0	351	41	88	.466	0	0	---	43	64	.672	34	58	92	8	61	0	9	26	4	125	3.2
Carr	21	0	221	28	64	.438	0	0	---	11	14	.786	8	24	32	7	42	0	3	9	6	67	3.2
Stephens	13	0	181	19	51	.373	0	8	.000	3	4	.750	13	23	36	11	9	0	7	6	3	41	3.2
Parks	56	14	808	72	145	.497	0	1	.000	24	37	.649	55	128	183	35	115	2	29	28	45	168	3.0
Palacio	53	0	394	43	98	.439	0	2	.000	22	37	.595	17	34	51	48	32	0	20	44	0	108	2.0
<b>GRIZZLIES</b>	<b>82</b>		<b>19855</b>	<b>2892</b>	<b>6441</b>	<b>.449</b>	<b>324</b>	<b>898</b>	<b>.361</b>	<b>1594</b>	<b>2060</b>	<b>.774</b>	<b>1005</b>	<b>2324</b>	<b>3329</b>	<b>1700</b>	<b>1881</b>	<b>19</b>	<b>608</b>	<b>1381</b>	<b>346</b>	<b>7702</b>	<b>93.9</b>
<b>OPPONENTS</b>	<b>82</b>		<b>19855</b>	<b>3136</b>	<b>6613</b>	<b>.474</b>	<b>361</b>	<b>1083</b>	<b>.333</b>	<b>1530</b>	<b>1989</b>	<b>.769</b>	<b>970</b>	<b>2336</b>	<b>3306</b>	<b>1932</b>	<b>1912</b>	<b>28</b>	<b>725</b>	<b>1234</b>	<b>519</b>	<b>8163</b>	<b>99.5</b>

## QUICK FACTS

- The Vancouver Grizzlies finished the season with a 22-60 record.
- Former Head Coach **Lionel Hollins** named interim head coach on Dec. 16.
- The club shot a franchise-best 77.4 percent from the free throw line.
- **Shareef Abdur-Rahim** sets a then club record with 825 total rebounds and also netted a then franchise-high nine straight double-doubles from Nov. 2-21.
- The Grizzlies limited opponents to a club-low 33.3 percent from three-point range.
- **Mike Bibby** set a team record by dishing out 10-plus assists in four-straight games from March 29-April 4.

## NBA STATISTICAL RANKINGS

Category	Vancouver		Opponents		Category	Vancouver		Opponents	
Points per game	93.9	26th	99.5	17th	Assists Per Game	20.73	24th	23.56	21st
Field Goal Pct.	.449	18th	.474	28th	Steals Per Game	7.41	21st	8.84	25th
Free Throw Pct.	.774	8th	.769	27th	Turnovers Per Game	16.84	25th	15.05	17th
3-Pt. Field Goal Pct.	.361	13th	.333	4th	Blocks Per Game	4.22	26th	6.33	28th
Offensive Rebounds Per Game	12.26	19th	11.83	8th	Personal Fouls Per game	22.94	12th	23.32	13th
Defensive Rebounds Per Game	28.34	27th	28.49	3rd	Disqualifications	19	1-15th	28	4th
Rebounds Per Game	40.60	28th	40.32	3rd	Points Per Game Differential	-5.6	26th		



# GAME BY GAME



Date	Opponent	Van	Opp	Hm	Rd	Tot	Atten	Grizzlies Top Scorer	Grizzlies Top Rebounder	Opponent Top Scorer		
Nov 2	PORTLAND	L	86	106	0-1	0-0	0-1	18,218		19 Smith	22	
Nov 3	at L.A. Lakers	L	88	103	0-1	0-1	0-2	18,997	Abdur-Rahim, Dickerson	11 O'Neal	28	
Nov 6	DENVER	W	109	94	1-1	0-1	1-2	12,159	Abdur-Rahim	27 Mercer	31	
Nov 10	ATLANTA	W	102	97(ot)	2-1	0-1	2-2	11,453	Abdur-Rahim	22 Coles	20	
Nov 12	GOLDEN STATE	L	93	103	2-2	0-1	2-3	12,792	Abdur-Rahim	21 Abdur-Rahim	15 Starks	20
Nov 14	L.A. CLIPPERS	W	109	89	3-2	0-1	3-3	12,774	Dickerson	23 Harrington	9 Odom	16
Nov 16	at Sacramento	L	77	81	3-2	0-2	3-4	14,169	Abdur-Rahim	24 Abdur-Rahim	18 Webber	19
Nov 18	SEATTLE	L	108	110	3-3	0-2	3-5	12,275	Abdur-Rahim	31 Abdur-Rahim	14 Maxwell	17
Nov 21	MINNESOTA	L	81	105	3-4	0-2	3-6	12,493	Harrington	20 Abdur-Rahim	11 Szczerbiak	29
Nov 23	at Washington	L	87	89	3-4	0-3	3-7	11,219	Reeves	25 Abdur-Rahim, Harrington	8 Richmond	19
Nov 24	at Charlotte	L	73	89	3-4	0-4	3-8	16,003	Dickerson	16 Abdur-Rahim	21 Jones	14
Nov 26	at Indiana	L	86	105	3-4	0-5	3-9	18,345	Abdur-Rahim	22 Reeves, Bibby, Parks	6 Smits	17
Nov 27	at Minnesota	L	82	113	3-4	0-6	3-10	16,881	Harrington	18 Abdur-Rahim	9 Garnett	20
Nov 29	HOUSTON	L	110	118(ot)	3-5	0-6	3-11	15,086	Bibby	25 Harrington	11 Francis	24
Dec 1	INDIANA	L	89	96	3-6	0-6	3-12	11,683	Abdur-Rahim	24 Abdur-Rahim	10 Miller	26
Dec 3	CHARLOTTE	L	94	113	3-7	0-6	3-13	12,107	Dickerson	29 Parks	8 Wesley	28
Dec 6	at Houston	L	99	102	3-7	0-7	3-14	14,458	Abdur-Rahim	24 Parks	8 Barkley	31
Dec 7	at Dallas	W	104	95	3-7	1-7	4-14	11,552	Abdur-Rahim	26 Abdur-Rahim	15 Nowitzki	25
Dec 9	at San Antonio	L	91	99	3-7	1-8	4-15	14,778	Abdur-Rahim	30 Parks	7 Duncan	42
Dec 11	L.A. LAKERS	L	94	106	3-8	1-8	4-16	14,059	Bibby	23 Abdur-Rahim	9 O'Neal	30
Dec 13	at L.A. Clippers	L	90	102	3-8	1-9	4-17	9,303	Abdur-Rahim	24 Abdur-Rahim	16 Taylor	26
Dec 15	SACRAMENTO	L	106	109	3-9	1-9	4-18	12,490	Bibby	26 Abdur-Rahim	15 Webber	21
Dec 18	at Seattle	L	89	112	3-9	1-10	4-19	14,094	Abdur-Rahim	25 Abdur-Rahim, Reeves	8 Payton	28
Dec 19	L.A. CLIPPERS	W	85	84	4-9	1-10	5-19	12,584	Dickerson	26 Harrington	12 Odom	26
Dec 23	DENVER	W	93	91	5-9	1-10	6-19	11,792	Abdur-Rahim	29 Abdur-Rahim	13 LaFrentz	29
Dec 26	at Denver	L	86	109	5-9	1-11	6-20	17,074	Abdur-Rahim	20 Abdur-Rahim	10 McDyess, Van Exel	22
Dec 27	PHILADELPHIA	L	93	100	5-10	1-11	6-21	13,269	Abdur-Rahim	24 Abdur-Rahim	12 Iverson	29
Dec 29	at Utah	L	90	101	5-10	1-12	6-22	19,911	Dickerson	25 Reeves	10 Malone	29
Dec 30	SAN ANTONIO	L	88	98	5-11	1-12	6-23	14,043	Abdur-Rahim	24 Abdur-Rahim, Harrington	7 Duncan	32
Jan 4	at Miami	W	91	87	5-11	2-12	7-23	19,035	Bibby	22 Harrington	13 Mashburn	21
Jan 5	at Orlando	L	96	116	5-11	2-13	7-24	12,904	Abdur-Rahim	17 Long	10 Gatling	23
Jan 7	at New Jersey	W	101	91	5-11	3-13	8-24	14,246	Dickerson	28 Harrington	12 Kittles	21
Jan 9	at Toronto	W	107	97	5-11	4-13	9-24	19,188	Abdur-Rahim	29 Harrington, Long	7 Carter, Davis	20
Jan 10	at Boston	W	112	103	5-11	5-13	10-24	14,876	Bibby	33 Harrington, Long	12 Pierce	23
Jan 12	PHOENIX	L	92	95	5-12	5-13	10-25	14,404	Harrington	19 Abdur-Rahim, Harrington	10 Kidd	20
Jan 14	CLEVELAND	L	80	82	5-13	5-13	10-26	13,161	Dickerson	23 Harrington	10 Kemp	24
Jan 16	MIAMI	L	83	94	5-14	5-13	10-27	15,456	Dickerson	23 Long	7 Mourning	27
Jan 20	UTAH	L	89	94	5-15	5-13	10-28	12,909	Bibby, Harrington	22 Abdur-Rahim	12 Malone	32
Jan 22	ORLANDO	L	82	85	5-16	5-13	10-29	11,817	Three players tied	16 Abdur-Rahim, Reeves	10 Abdul-Wahad, Atkins	16
Jan 24	at Denver	L	98	110	5-16	5-14	10-30	10,884	Abdur-Rahim	24 Abdur-Rahim	13 Mercer	24
Jan 26	at Utah	W	116	99	5-16	6-14	11-30	19,080	Abdur-Rahim	30 Reeves, Long	9 Russell	16
Jan 27	NEW JERSEY	W	108	106	6-16	6-14	12-30	11,934	Dickerson	29 Abdur-Rahim	7 Marbury	42
Jan 31	MILWAUKEE	L	87	92	6-17	6-14	12-31	12,039	Reeves	22 Reeves	15 Robinson	25
Feb 2	at Golden State	L	95	101	6-17	6-15	12-32	10,919	Abdur-Rahim	25 Abdur-Rahim	10 Blaylock	25
Feb 4	CHICAGO	W	101	76	7-17	6-15	13-32	15,357	Dickerson	20 Reeves	9 Kukoc	27
Feb 6	DALLAS	L	99	103(ot)	7-18	6-15	13-33	14,861	Abdur-Rahim	36 Abdur-Rahim	22 Finley	34
Feb 8	at Phoenix	L	76	94	7-18	6-16	13-34	18,385	Dickerson	19 Abdur-Rahim	10 Longley	20
Feb 10	at L.A. Clippers	W	112	90	7-18	7-16	14-34	9,895	Dickerson	40 Abdur-Rahim	8 Anderson	29
Feb 16	WASHINGTON	W	92	87	8-18	7-16	15-34	12,894	Bibby	21 Abdur-Rahim	14 Richmond	23
Feb 18	at Minnesota	L	91	103	8-18	7-17	15-35	17,101	Dickerson	27 Abdur-Rahim	9 Brandon	21
Feb 19	at Milwaukee	W	111	100	8-18	8-17	16-35	17,109	Dickerson	26 Harrington	6 Allen	32
Feb 21	at Cleveland	L	108	109(ot)	8-18	8-18	16-36	12,140	Dickerson, Bibby	27 Abdur-Rahim	9 Kemp	26
Feb 22	at Chicago	W	85	81	8-18	9-18	17-36	21,874	Dickerson	25 Abdur-Rahim	14 Brand	25
Feb 24	BOSTON	L	77	101	8-19	9-18	17-37	13,001	Abdur-Rahim	20 Abdur-Rahim, Long	7 Pierce	35
Feb 26	SACRAMENTO	W	102	90	9-19	9-18	18-37	17,856	Abdur-Rahim	22 Abdur-Rahim	11 Webber	26
Feb 29	at Sacramento	L	87	112	9-19	9-19	18-38	17,317	Harrington	20 Long	10 Webber	23
Mar 1	at L.A. Lakers	L	91	103	9-19	9-20	18-39	18,912	Abdur-Rahim, Dickerson	18 Abdur-Rahim	11 Bryant	27
Mar 3	at Portland	L	91	101	9-19	9-21	18-40	20,367	Bibby	25 Abdur-Rahim	9 Smith	19
Mar 5	TORONTO	L	92	94	9-20	9-21	18-41	19,193	Abdur-Rahim, Harrington	22 Abdur-Rahim	14 Carter	28
Mar 7	at New York	L	86	111	9-20	9-22	18-42	19,763	Abdur-Rahim	18 Abdur-Rahim	8 Houston, Sprewell	22
Mar 8	at Philadelphia	L	90	107	9-20	9-23	18-43	20,086	Harrington	20 Harrington	8 Kukoc, Iverson	20
Mar 10	at Detroit	L	97	111	9-20	9-24	18-44	22,076	Harrington	25 Harrington, Reeves	8 Hill, Stackhouse	27
Mar 11	at Atlanta	L	86	91	9-20	9-25	18-45	13,344	Bibby	20 Abdur-Rahim	10 Jackson	22
Mar 13	SEATTLE	L	103	113	9-21	9-25	18-46	14,510	Reeves	31 Reeves	12 Payton	40
Mar 16	at Seattle	L	103	117	9-21	9-26	18-47	13,070	Dickerson	24 Abdur-Rahim	9 Payton	30
Mar 17	PHOENIX	L	86	101	9-22	9-26	18-48	14,255	Abdur-Rahim, Dickerson	14 Abdur-Rahim, Lopez	8 Robinson	27
Mar 19	DETROIT	L	99	101	9-23	9-26	18-49	15,240	Dickerson	24 Harrington	9 Hill	31
Mar 21	GOLDEN STATE	W	98	82	10-23	9-26	19-49	13,555	Dickerson	25 Abdur-Rahim	13 Marshall	16
Mar 25	UTAH	L	75	84	10-24	9-26	19-50	14,143	Scott	16 Reeves	9 Malone	25
Mar 29	L.A. LAKERS	L	99	108	10-25	9-26	19-51	16,780	Dickerson	32 Abdur-Rahim	13 Bryant	28
Mar 31	NEW YORK	L	83	89	10-26	9-26	19-52	16,632	Dickerson	28 Harrington	16 Houston	24
Apr 2	DALLAS	L	86	100	10-27	9-26	19-53	12,941	Abdur-Rahim	23 Bibby	11 Nowitzki	22
Apr 4	HOUSTON	W	102	100	11-27	9-26	20-53	12,742	Bibby	27 Abdur-Rahim	14 Francis	30
Apr 6	PORTLAND	W	89	87	12-27	9-26	21-53	12,234	Dickerson	27 Abdur-Rahim, Harrington	9 Wallace	28
Apr 8	at Portland	L	85	98	12-27	9-27	21-54	20,415	Dickerson	20 Abdur-Rahim	9 Smith	27
Apr 9	SAN ANTONIO	L	99	107	12-28	9-27	21-55	14,206	Bibby	24 Abdur-Rahim	11 Duncan	31
Apr 11	at Golden State	L	97	109	12-28	9-28	21-56	10,127	Dickerson	24 Abdur-Rahim	13 Hughes	28
Apr 12	at Phoenix	L	116	122(ot)	12-28	9-29	21-57	18,463	Dickerson	35 Harrington	12 Robinson	36
Apr 14	MINNESOTA	L	94	104(2ot)	12-29	9-30	21-58	17,748	Abdur-Rahim	27 Abdur-Rahim	17 Three players tied	20
Apr 16	at Dallas	L	106	114	12-29	9-30	21-59	13,947	Harrington	27 Abdur-Rahim	13 Finley	25
Apr 17	at San Antonio	L	93	100	12-29	9-31	21-60	19,913	Dickerson	29 Abdur-Rahim	10 Robinson	27
Apr 19	at Houston	W	96	92	12-29	10-31	22-60	16,285	Dickerson	20 Abdur-Rahim	11 Williams	20

INTRO

PLAYERS

EXECUTIVE

BASKETBALL OPS

BUSINESS OPS

MEDIA

COMMUNITY

HISTORY

PLAYOFFS

REVIEW

OPONENTS

NBA

FEDERATION

AT A GLANCE





# SEASON REVIEW

## 1998-99 VANCOUVER GRIZZLIES (8-42)



**Back Row, L-R:** Rob Hackett, Jim Boylan, Scott McCullough, Lionel Hollins, Troy Wenzel, Jack Nolan, J.R. Henderson, Tony Massenburg, Cherokee Parks, Bryant Reeves, Pete Chilcutt, Shareef Abdur-Rahim, Makhtar Ndiaye, Noah Croom, Larry Riley, Gary Schmidt.

**Front Row, L-R:** Rodrick Rhodes, Felipe Lopez, Terry Dehere, Lee Mayberry, Brian Hill, Stu Jackson, Mike Bibby, DeJuan Wheat, Doug West, Michael Smith.

	--Field Goals--						--3-Point FG--				--Free Throws--				--Rebounds--								
Player	G	GS	Min	FG	FGA	Pct	FG	FGA	Pct	FT	FTA	Pct	Off	Def	Tot	Ast	PF	Dq	Stl	TO	Blk	Pts	Avg
Abdur-Rahim	50	50	2021	386	893	.432	11	36	.306	369	439	.841	114	260	374	172	137	1	69	186	55	1152	23.0
Bibby	50	50	1758	260	605	.430	15	74	.203	127	169	.751	30	106	136	325	122	0	78	146	5	662	13.2
Mack	19	15	577	86	212	.406	42	108	.389	28	30	.933	7	46	53	23	53	1	20	20	1	242	12.7
Massenburg	43	35	1143	189	388	.487	0	2	.000	103	155	.665	83	174	257	23	108	0	26	64	39	481	11.2
Reeves	25	14	702	102	251	.406	0	1	.000	67	116	.578	50	88	138	37	103	3	13	47	8	271	10.8
Lopez	47	32	1218	169	379	.446	12	44	.273	87	135	.644	69	97	166	62	128	0	49	82	14	437	9.3
West	14	2	294	31	65	.407	0	2	.000	19	25	.760	5	20	25	19	38	1	16	12	7	81	5.8
Parks	48	41	1118	118	275	.429	0	1	.000	30	55	.545	75	168	243	36	114	0	28	49	28	266	5.5
Smith	48	10	1098	77	144	.535	0	1	.000	76	128	.594	135	215	350	48	107	0	46	60	18	230	4.8
Wheat	46	0	590	73	193	.378	22	60	.367	40	55	.727	11	34	45	102	59	0	26	48	2	208	4.5
Chilcutt	46	0	697	63	172	.366	26	68	.382	14	17	.824	29	88	117	30	52	0	22	28	12	166	3.6
Rhodes	10	1	123	11	44	.250	1	7	.143	11	19	.579	7	6	13	10	16	0	4	15	2	34	3.4
Henderson	30	0	331	35	96	.365	2	5	.400	25	45	.556	20	27	47	22	29	1	9	18	4	97	3.2
Dehere	22	0	271	27	74	.365	15	34	.441	5	7	.714	5	17	22	26	28	0	5	14	3	74	3.4
Mayberry	9	0	126	7	19	.368	2	10	.200	4	5	.800	0	3	3	23	13	0	7	11	0	20	2.2
Sasser	6	0	39	5	11	.455	0	----	1	2	.500	2	5	7	2	4	0	2	2	0	1	11	1.8
Herrera	4	0	42	3	13	.231	0	----	0	2	.000	5	3	8	3	3	0	0	0	4	0	6	1.5
Ndiaye	4	0	27	1	4	.250	0	----	3	4	.750	3	2	5	1	9	0	0	0	1	1	5	1.3
GRIZZLIES	50		12175	1643	3838	.428	148	453	.327	1009	1408	.717	650	1359	2009	964	1123	7	420	848	199	4443	88.9
OPPONENT	50		12175	1813	3917	.463	229	653	.351	1021	1400	.729	673	1456	2129	1189	1164	15	490	779	328	4876	97.5

## QUICK FACTS

- The Vancouver Grizzlies finished 8-42 in a lockout-shortened season, ranking seventh in the Midwest Division.
- **Shareef Abdur-Rahim** ranked fourth in the NBA in scoring with a then franchise-record 23.0 points per game and scored in double figures in all 50 games.
- Guard **Mike Bibby** became the first Grizzlies rookie to start in each game during his rookie season while posting a club rookie-record 6.5 assists per game.
- The Grizzlies won a double-overtime game, 93-89, on Feb. 16 at the L.A. Clippers, before dropping a 131-129 triple-overtime thriller to the Boston Celtics the following night.

## NBA STATISTICAL RANKINGS

Category	Vancouver		Opponents		Category	Vancouver		Opponents	
Points Per Game	88.9	24th	97.5	26th	Assists Per Game	19.3	23rd	23.8	29th
Field Goal Pct.	.428	19th	.463	27th	Steals Per Game	8.40	16th	9.80	28th
Free Throw Pct.	.717	20th	.729	16th	Turnovers Per Game	17.0	29th	15.6	14th
3-Pt. Field Goal Pct.	.327	21st	.351	22nd	Blocks Per Game	3.98	27th	6.56	29th
Offensive Rebounds Per Game	13.0	12th	13.5	27th	Personal Fouls Per Game	22.5	13th	23.3	7th
Defensive Rebounds Per Game	27.2	27th	29.1	17th	Disqualifications	7	9th	15	4th
Rebounds Per Game	40.2	23rd	42.6	20th	Points Per Game Differential	-8.6	27th		



# GAME BY GAME



Date	Opponent	Van	Opp	Hm	Rd	Tot	Atten	Grizzlies Top Scorer	Grizzlies Top Rebounder	Opponent Top Scorer				
Feb 7	at Sacramento	L	87	109	0-0	0-1	0-1	17,317	Reeves	14	Reeves	9	Webber	25
Feb 8	PORTLAND	L	76	95	0-1	0-1	0-2	18,353	Massenburg	24	Massenburg	9	Saboris	24
Feb 10	L.A. CLIPPERS	W	105	99	1-1	0-1	1-2	14,818	Abdur-Rahim	35	Abdur-Rahim, Massenburg	9	Murray	21
Feb 11	INDIANA	L	97	101	1-2	0-1	1-3	14,914	Abdur-Rahim	32	Abdur-Rahim	7	Smits	24
Feb 14	DALLAS	W	96	92	2-2	0-1	2-3	16,059	Mack	26	Smith	8	Nash	18
Feb 16	at L.A. Clippers	W	93	89(2ot)	2-2	1-1	3-3	9,626	Mack	22	Smith	15	Taylor	21
Feb 17	BOSTON	L	129	131(3ot)	2-3	1-1	3-4	13,041	Abdur-Rahim	39	Abdur-Rahim, Smith	13	Mercer, Walker	27
Feb 19	at Minnesota	L	96	115	2-3	1-2	3-5	17,907	Abdur-Rahim	21	Abdur-Rahim	9	Marbury	23
Feb 21	at Toronto	L	87	102	2-3	1-3	3-6	19,800	Abdur-Rahim	23	Abdur-Rahim	6	Carter	27
Feb 23	L.A. LAKERS	W	93	83	3-3	1-3	4-6	19,193	Abdur-Rahim	28	Abdur-Rahim	14	O'Neal	26
Feb 25	PHOENIX	L	86	94	3-4	1-3	4-7	13,494	Abdur-Rahim	22	Smith	11	Chapman, McCloud	16
Feb 27	HOUSTON	L	74	86	3-5	1-3	4-8	19,193	Abdur-Rahim	20	Abdur-Rahim	16	Pippen, Olajuwon	18
Feb 28	at Denver	L	112	116	3-5	1-4	4-9	9,248	Massenburg	27	Massenburg	7	McDyess	46
Mar 2	SACRAMENTO	L	101	111	3-6	1-4	4-10	13,252	Abdur-Rahim	29	Abdur-Rahim	12	Webber	36
Mar 3	at Utah	L	86	109	3-6	1-5	4-11	18,556	Mack	23	Massenburg	6	Russell	17
Mar 4	MINNESOTA	L	93	102	3-7	1-5	4-12	13,329	Abdur-Rahim	22	Smith	9	Garnett	23
Mar 6	HOUSTON	L	92	107	3-8	1-5	4-13	19,193	Abdur-Rahim	26	Abdur-Rahim	12	Dickerson	26
Mar 8	PORTLAND	L	73	92	3-9	1-5	4-14	13,552	Abdur-Rahim	19	Parks	9	Jackson	21
Mar 9	at Golden State	L	82	92	3-9	1-6	4-15	10,043	Abdur-Rahim	35	Parks	12	Marshall	20
Mar 11	at Houston	L	91	102	3-9	1-7	4-16	16,285	Abdur-Rahim	27	Parks	9	Olajuwon	31
Mar 13	at Dallas	L	74	91	3-9	1-8	4-17	14,184	Abdur-Rahim, Lopez	21	Parks	10	Finley	21
Mar 15	at Denver	L	84	110	3-9	1-9	4-18	8,251	Abdur-Rahim	15	Smith	8	McDyess	21
Mar 16	at Seattle	L	85	87	3-9	1-10	4-19	17,072	Abdur-Rahim, Reeves	21	Abdur-Rahim, Smith	11	Baker	31
Mar 18	MINNESOTA	W	86	81	4-9	1-10	5-19	17,466	Reeves	28	Reeves	13	Garnett	20
Mar 20	SAN ANTONIO	L	88	92(ot)	4-10	1-10	5-20	19,193	Abdur-Rahim	25	Abdur-Rahim	11	Duncan	24
Mar 22	at Phoenix	L	84	89	4-10	1-11	5-21	18,855	Abdur-Rahim	26	Smith	8	Kidd	24
Mar 24	PHILADELPHIA	L	90	95(ot)	4-11	1-11	5-22	16,615	Massenburg, Bibby	20	Smith	12	Iverson	34
Mar 26	UTAH	L	80	85	4-12	1-11	5-23	19,193	Abdur-Rahim	30	Abdur-Rahim	9	Malone	26
Mar 29	at L.A. Lakers	L	98	116	4-12	1-12	5-24	17,312	Abdur-Rahim	21	Massenburg	12	O'Neal	26
Mar 30	DENVER	W	101	87	5-12	1-12	6-24	15,018	Abdur-Rahim	22	Smith	11	Van Exel	29
Apr 1	at San Antonio	L	91	103	5-12	1-13	6-25	16,384	Abdur-Rahim	27	Parks	12	Duncan	39
Apr 2	at Atlanta	L	81	84	5-12	1-14	6-26	8,748	Abdur-Rahim	24	Parks	9	Mutombo	24
Apr 4	at Chicago	L	87	88	5-12	1-15	6-27	22,198	Abdur-Rahim	26	Smith	11	Bryant	25
Apr 6	at Portland	L	89	98	5-12	1-16	6-28	18,105	Abdur-Rahim, Lopez, Bibby	19	Abdur-Rahim, Massenburg	8	Williams, Rider, Wallace	15
Apr 7	DENVER	L	84	87	5-13	1-16	6-29	17,151	Abdur-Rahim	25	Massenburg	9	McDyess	24
Apr 9	SEATTLE	W	98	93	6-13	1-16	7-29	19,193	Abdur-Rahim	28	Abdur-Rahim, Lopez	11	Ellis	20
Apr 11	SACRAMENTO	L	88	91	6-14	1-16	7-30	17,167	Abdur-Rahim	23	Smith	14	Webber	24
Apr 12	at Utah	L	80	98	6-14	1-17	7-31	19,911	Abdur-Rahim	22	Abdur-Rahim	6	Anderson, Horacek	18
Apr 14	at Houston	L	85	102	6-14	1-18	7-32	16,285	Abdur-Rahim, Massenburg	16	Massenburg	9	Olajuwon	27
Apr 16	at Minnesota	L	75	89	6-14	1-19	7-33	18,347	Abdur-Rahim	24	Massenburg	14	Smith	26
Apr 18	GOLDEN STATE	L	85	90	6-15	1-19	7-34	17,063	Abdur-Rahim	25	Smith	12	Marshall	24
Apr 19	at L.A. Lakers	L	102	117	6-15	1-20	7-35	17,505	Massenburg	28	Smith	14	O'Neal	35
Apr 21	L.A. CLIPPERS	W	97	94	7-15	1-20	8-35	15,885	Abdur-Rahim	29	Four players tied	6	Taylor	24
Apr 23	SEATTLE	L	84	97	7-16	1-20	8-36	19,193	Abdur-Rahim	22	Smith	11	MacLean, Payton	25
Apr 24	at L.A. Clippers	L	96	105	7-16	1-21	8-37	13,493	Abdur-Rahim	27	Parks	8	Taylor	25
Apr 27	at Dallas	L	75	84	7-16	1-22	8-38	12,650	Bibby	22	Abdur-Rahim, Smith	10	Trent	20
Apr 29	SAN ANTONIO	L	72	99	7-17	1-22	8-39	18,448	Abdur-Rahim, Massenburg	12	Abdur-Rahim	8	Duncan	19
May 1	at Phoenix	L	77	107	7-17	1-23	8-40	19,023	Abdur-Rahim	23	Lopez, Smith	8	Gugliotta	24
May 3	GOLDEN STATE	L	83	91	7-18	1-23	8-41	17,990	Abdur-Rahim	20	Parks	11	Cummings, Marshall	18
May 5	at Sacramento	L	95	99	7-18	1-24	8-42	17,317	Abdur-Rahim	26	Smith	14	Divac	29

INTRO

PLAYERS

EXECUTIVE

BASKETBALL  
OPS

BUSINESS  
OPS

MEDIA

COMMUNITY

HISTORY

PLAYOFFS

REVIEW

OPPONENTS

NBA

FEDERATION

AT A GLANCE





# SEASON REVIEW

## 1997-98 VANCOUVER GRIZZLIES (19-63)



**Back Row, L-R:** Brian Hill, Jim Boylan, Lionel Hollins, Jack Nolan, George Lynch, Shareef Abdur-Rahim, Pete Chilcutt, Otis Thorpe, Bryant Reeves, Ivano Newbill, Tony Massenburg, Stu Jackson, Noah Croom, Troy Wenzel, Scott McCullough, Rob Hackett. **Front Row, L-R:** Doug West, Chris Robinson, Anthony Peeler, Lee Mayberry, Antonio Daniels, Marcus Brown, Sam Mack, Blue Edwards.

	--Field Goals--						--3-Point FG--			--Free Throws--			--Rebounds--										
Player	G	GS	Min	FG	FGA	Pct	FG	FGA	Pct	FT	FTA	Pct	Off	Def	Tot	Ast	PF	Dq	Stl	TO	Blk	Pts	Avg
Abdur-Rahim	82	82	2950	653	1347	.485	21	51	.412	502	640	.784	227	354	581	213	201	0	89	257	76	1829	22.3
Reeves	74	74	2527	492	941	.523	0	4	.000	223	316	.706	196	389	585	155	278	6	39	156	80	1207	16.3
Thorpe	47	46	1574	205	420	.477	0	4	.000	118	170	.694	100	271	371	161	158	3	30	115	23	528	11.2
Mack	57	54	1414	222	559	.397	110	269	.409	62	77	.805	30	103	133	101	117	0	41	69	11	616	10.8
Edwards	81	20	1968	326	742	.439	40	120	.333	180	215	.837	61	156	217	201	183	0	86	134	27	872	10.8
Peeler	8	8	202	35	72	.486	5	19	.263	4	6	.667	6	14	20	23	16	0	9	6	0	79	9.9
Daniels	74	50	1956	228	548	.416	11	52	.212	112	170	.659	22	121	143	334	88	0	55	164	10	579	7.8
Lynch	82	0	1493	248	516	.481	9	30	.300	111	158	.703	147	215	362	122	161	0	65	104	41	616	7.5
Massenburg	61	13	894	148	309	.479	0	0	---	100	137	.730	80	152	232	21	123	0	25	60	24	396	6.5
Smith	30	29	706	67	133	.504	0	1	.000	48	73	.658	85	121	206	59	60	0	26	36	6	182	6.1
Chilcutt	82	0	1420	156	359	.435	54	130	.415	39	59	.661	77	229	306	104	158	0	53	62	37	405	4.9
Mayberry	79	32	1835	131	349	.375	63	180	.350	38	51	.745	19	95	114	349	164	1	65	113	10	363	4.6
Hurley	27	0	458	46	123	.374	1	7	.143	29	39	.744	5	25	30	97	43	0	10	44	0	122	4.5
C.Robinson	16	0	143	23	63	.365	7	24	.292	1	2	.500	0	13	13	10	21	0	7	15	1	54	3.4
L.Robinson	6	0	41	6	19	.316	3	6	.500	2	2	1.000	2	10	12	1	0	0	4	2	0	17	2.8
Newbill	28	2	249	20	57	.351	1	1	1.000	17	30	.567	24	45	69	9	38	0	10	17	3	58	2.1
GRIZZLIES	82		19830	3006	6567	.458	325	898	.362	1586	2145	.739	1081	2313	3394	1960	1809	10	614	1405	349	7923	96.6
OPPONENT	82		19830	3230	6797	.475	428	1111	.385	1634	2233	.732	1144	2358	3502	2101	1832	12	836	1163	538	8522	103.9

## QUICK FACTS

- The Vancouver Grizzlies established a then franchise high for wins with a 19-63 record, placing sixth in the Midwest Division.
- **Shareef Abdur-Rahim** set a franchise season record in points (1,829), field goals made (653) and free throws made (502), while ranking sixth in the NBA with 22.3 points per game.
- The club dished out a franchise-best 1,960 assists.
- The Grizzlies grabbed a club-record 1,081 offensive rebounds.
- **Bryant Reeves** finished 10th in the NBA in field goal percentage, shooting 52.3 percent from the field.
- **Antonio Daniels** set a Grizzlies rookie record by dishing out 334 assists.

## NBA STATISTICAL RANKINGS

Category	Vancouver	Opponents	Category	Vancouver	Opponents
Points Per Game	96.6	10th	Assists Per Game	23.9	6th
Field Goal Pct.	.457	9th	Steals Per Game	7.49	26th
Free Throw Pct.	.739	16th	Turnovers Per Game	17.1	28th
3-Pt. Field Goal Pct.	.362	6th	Blocks Per Game	4.26	24th
Offensive Rebounds Per Game	13.2	12th	Personal Fouls Per Game	22.1	10th
Defensive Rebounds Per Game	28.2	18th	Disqualifications	10	3rd
Rebounds Per Game	41.4	15th	Points Per Game Differential	-7.3	25th



# GAME BY GAME



Date	Opponent	Van	Opp	Hm	Rd	Tot	Atten	Grizzlies Top Scorer	Grizzlies Top Rebounder	Opponent Top Scorer				
Oct 31	DALLAS	L	88	90	0-1	0-0	0-1	17,021	31	Abdur-Rahim, Thorpe	9	Davis	18	
Nov 1	SACRAMENTO	W	97	96	1-1	0-0	1-1	15,460	19	Thorpe	13	Richmond	24	
Nov 4	at Dallas	L	87	92	1-1	0-1	1-2	14,285	28	Thorpe	14	Finley	29	
Nov 5	at San Antonio	L	79	87	1-1	0-2	1-3	14,523	Peeler	19	Thorpe	9	Robinson	22
Nov 7	MINNESOTA	L	97	108	1-2	0-2	1-4	15,302	Abdur-Rahim	23	Abdur-Rahim	17	Marbury	26
Nov 9	DETROIT	W	104	96(ot)	2-2	0-2	2-4	14,925	Abdur-Rahim, Reeves	22	Abdur-Rahim	11	Hunter	23
Nov 11	L.A. CLIPPERS	W	119	113	3-2	0-2	3-4	15,160	Abdur-Rahim	29	Thorpe	15	Rogers	26
Nov 12	at Utah	L	80	98	3-2	0-3	3-5	19,851	Reeves	15	Abdur-Rahim, Lynch	7	Malone	26
Nov 15	MILWAUKEE	W	109	94	4-2	0-3	4-5	17,666	Abdur-Rahim	24	Newbill	10	Brandon	22
Nov 16	at L.A. Lakers	L	95	121	4-2	0-4	4-6	17,139	Abdur-Rahim	25	Massenburg	8	Jones	28
Nov 18	at Denver	W	100	87	4-2	1-4	5-6	9,718	Edwards	27	Thorpe	7	Jackson	18
Nov 19	at Seattle	L	87	107	4-2	1-5	5-7	17,072	Abdur-Rahim	25	Thorpe	8	Payton	31
Nov 21	DENVER	W	99	96	5-2	1-5	6-7	15,988	Abdur-Rahim	28	Lynch	11	Newman, Stith	22
Nov 23	at New York	L	84	104	5-2	1-6	6-8	19,763	Reeves	18	Chilcutt	9	Ewing, Oakley	19
Nov 26	at Milwaukee	L	82	101	5-2	1-7	6-9	15,126	Abdur-Rahim	19	Reeves	9	Robinson	25
Nov 27	at Indiana	L	85	106	5-2	1-8	6-10	14,391	Lynch	15	Lynch	9	Mullin	27
Nov 29	at Minnesota	L	87	106	5-2	1-9	6-11	17,494	Daniels	16	Reeves	8	Gugliotta	23
Nov 30	at Detroit	W	97	95	5-2	2-9	7-11	16,030	Abdur-Rahim	19	Thorpe	10	Williams	26
Dec 3	ORLANDO	L	97	101	5-3	2-9	7-12	15,069	Abdur-Rahim	24	Thorpe	13	Strong	23
Dec 5	CLEVELAND	L	98	107	5-4	2-9	7-13	15,558	Abdur-Rahim	27	Thorpe	11	Person	30
Dec 9	at Phoenix	L	85	107	5-4	2-10	7-14	19,023	Abdur-Rahim	21	Abdur-Rahim	9	Ceballos	21
Dec 12	GOLDEN STATE	W	95	88	6-4	2-10	8-14	14,810	Abdur-Rahim	30	Lynch	10	Smith	23
Dec 14	HOUSTON	W	110	105	7-4	2-10	9-14	14,411	Reeves	23	Reeves	10	Willis	28
Dec 16	at Houston	L	91	118	7-4	2-11	9-15	16,285	Abdur-Rahim	18	Chilcutt	8	Willis	23
Dec 17	at San Antonio	L	87	98	7-4	2-12	9-16	13,576	Abdur-Rahim	24	Daniels	10	Robinson	33
Dec 19	at Portland	L	91	96	7-4	2-13	9-17	19,863	Abdur-Rahim	25	Abdur-Rahim, Massenburg	10	Rider	31
Dec 21	PORTLAND	W	88	86	8-4	2-13	10-17	15,174	Abdur-Rahim	28	Abdur-Rahim	14	Rider	19
Dec 26	PHOENIX	L	100	118	8-5	2-13	10-18	17,023	Abdur-Rahim	23	Thorpe, Reeves	7	Ceballos	25
Dec 28	UTAH	L	88	89	8-6	2-13	10-19	16,488	Abdur-Rahim	31	Abdur-Rahim, Reeves	10	Malone	26
Dec 30	SAN ANTONIO	L	115	124	8-7	2-13	10-20	15,872	Mack	28	Reeves	12	Person	32
Jan 1	PHILADELPHIA	L	104	115	8-8	2-13	10-21	15,495	Abdur-Rahim	23	Abdur-Rahim	12	Iverson	29
Jan 2	at Sacramento	L	80	94	8-8	2-14	10-22	13,925	Abdur-Rahim	30	Reeves	13	Richmond	23
Jan 4	SEATTLE	L	108	120	8-9	2-14	10-23	15,122	Abdur-Rahim, Mack	21	Chilcutt	10	Baker	30
Jan 6	L.A. LAKERS	L	87	100	8-10	2-14	10-24	15,837	Reeves	25	Reeves, Chilcutt	11	O'Neal	25
Jan 7	at L.A. Clippers	L	102	110	8-10	2-15	10-25	4,107	Abdur-Rahim	30	Thorpe	8	Taylor	25
Jan 9	CHARLOTTE	L	90	98	8-11	2-15	10-26	15,251	Abdur-Rahim	22	Thorpe	9	Rice	26
Jan 11	MIAMI	L	90	96	8-12	2-15	10-27	15,186	Abdur-Rahim	26	Abdur-Rahim	10	Hardaway	23
Jan 13	at Philadelphia	L	89	107	8-12	2-16	10-28	10,838	Abdur-Rahim	23	Reeves, Thorpe	10	Thomas	20
Jan 15	at Boston	L	93	97	8-12	2-17	10-29	16,855	Reeves	41	Reeves	12	Walker	22
Jan 16	at Washington	L	110	112	8-12	2-18	10-30	16,763	Thorpe	21	Thorpe	8	Howard	25
Jan 20	DENVER	W	88	77	9-12	2-18	11-30	15,852	Abdur-Rahim	24	Reeves	12	L. Ellis	21
Jan 23	at Golden State	W	88	80	9-12	3-18	12-30	12,359	Abdur-Rahim	26	Reeves	8	Smith	23
Jan 24	GOLDEN STATE	W	107	96	10-12	3-18	13-30	16,223	Abdur-Rahim	20	Thorpe	12	Smith	32
Jan 27	CHICAGO	L	85	103	10-13	3-18	13-31	19,193	Abdur-Rahim	16	Reeves, Thorpe, Chilcutt	6	Pippen	29
Jan 29	MINNESOTA	L	106	112	10-14	3-18	13-32	15,111	Abdur-Rahim	27	Thorpe	13	Marbury	31
Jan 31	NEW JERSEY	L	106	116	10-15	3-18	13-33	17,094	Abdur-Rahim	26	Thorpe	20	Cassell	26
Feb 2	at Dallas	L	90	104	10-15	3-19	13-34	11,049	Reeves	19	Reeves	10	Finley	30
Feb 3	at Houston	L	97	110	10-15	3-20	13-35	16,285	Abdur-Rahim	30	Reeves	8	Barkey	25
Feb 5	at Charlotte	L	93	108	10-15	3-21	13-36	21,984	Abdur-Rahim	19	Massenburg	9	Rice	30
Feb 12	HOUSTON	L	103	112	10-16	3-21	13-37	15,620	Abdur-Rahim	16	Abdur-Rahim	10	Drexler	25
Feb 14	WASHINGTON	W	110	108(ot)	11-16	3-21	14-37	16,105	Reeves	22	Abdur-Rahim, Reeves	12	Cheaney	24
Feb 18	BOSTON	L	105	114	11-17	3-21	14-38	16,703	Mack	27	Abdur-Rahim	8	Barros	29
Feb 20	at Atlanta	L	92	115	11-17	3-22	14-39	9,022	Abdur-Rahim	18	Reeves	11	Smith	21
Feb 22	at Toronto	L	105	113(ot)	11-17	3-23	14-40	16,932	Abdur-Rahim	22	Reeves	11	Billups	27
Feb 24	at New Jersey	L	101	110	11-17	3-24	14-41	13,335	Reeves	31	Reeves	15	Kittles	29
Feb 25	at Cleveland	L	101	106	11-17	3-25	14-42	13,701	Reeves	29	Reeves	8	Henderson	30
Mar 1	ATLANTA	L	76	101	11-18	3-25	14-43	15,371	Reeves, Chilcutt	16	Reeves	10	Blaylock, Hendrson	20
Mar 3	INDIANA	L	103	111	11-19	3-25	14-44	15,095	Abdur-Rahim	27	Abdur-Rahim	9	Smits	26
Mar 6	SACRAMENTO	L	96	98	11-20	3-25	14-45	14,605	Abdur-Rahim	30	Abdur-Rahim	10	Richmond	32
Mar 8	TORONTO	W	113	106	12-20	3-25	15-45	16,098	Reeves	38	Reeves	11	Brown	21
Mar 12	at Denver	L	93	98	12-20	3-26	15-46	9,112	Mack	19	Reeves, Mack	6	Alexander	21
Mar 13	at Utah	L	101	110	12-20	3-27	15-47	19,911	Reeves	23	Reeves	12	Malone	30
Mar 15	L.A. LAKERS	L	110	119	12-21	3-27	15-48	18,983	Reeves	24	Abdur-Rahim	8	O'Neal	24
Mar 17	at Orlando	L	92	99	12-21	3-28	15-49	17,248	Edwards	19	Reeves	11	Anderson	21
Mar 18	at Miami	L	91	94	12-21	3-29	15-50	14,653	Abdur-Rahim	21	Reeves	9	Mourning	26
Mar 20	at Chicago	L	92	98	12-21	3-30	15-51	24,023	Reeves	30	Smith	13	Jordan	24
Mar 21	at Minnesota	L	88	102	12-21	3-31	15-52	18,336	Abdur-Rahim	31	Smith	12	Garnet	22
Mar 23	L.A. CLIPPERS	W	106	95	13-21	3-31	15-52	15,392	Reeves	35	Smith	18	Patkowski	20
Mar 26	at Portland	L	102	108	13-21	3-32	16-53	20,581	Reeves	31	Reeves, Smith, Chilcutt	7	Sabonis	24
Mar 27	NEW YORK	L	89	97(ot)	13-22	3-32	16-54	17,630	Reeves	35	Reeves	14	Johnson	23
Mar 29	at Phoenix	L	98	106	13-22	3-33	16-55	19,023	Abdur-Rahim	30	Abdur-Rahim	12	Robinson	20
Mar 31	DALLAS	L	101	104	13-23	3-33	16-56	15,120	Abdur-Rahim	23	Smith, Lynch	13	Finley, Green	22
Apr 3	SEATTLE	L	98	138	13-24	3-33	16-57	19,193	Abdur-Rahim	19	Abdur-Rahim, L. Robinson	6	Hawkins	29
Apr 5	UTAH	L	93	99	13-25	3-33	16-58	18,068	Reeves	30	Abdur-Rahim	9	Malone	25
Apr 7	at L.A. Clippers	W	110	94	13-25	4-33	17-58	5,124	Abdur-Rahim	30	Abdur-Rahim	11	Austin	16
Apr 8	at L.A. Lakers	L	102	113	13-25	4-34	17-59	17,505	Abdur-Rahim	26	Massenburg	10	O'Neal	30
Apr 11	PORTLAND	W	105	96(ot)	14-25	4-34	18-59	16,432	Abdur-Rahim	31	Smith	10	Rider	26
Apr 12	PHOENIX	L	106	129	14-26	4-34	18-60	16,266	Daniels	23	Massenburg	12	McCloud	25
Apr 14	at Seattle	L	98	110	14-26	4-35	18-61	17,072	Massenburg	22	Massenburg, Newbill	7	Payton	27
Apr 16	SAN ANTONIO	L	97	110	14-27	4-35	18-62	17,485	Abdur-Rahim	32	Massenburg	11	Duncan	32
Apr 18	at Golden State	L	100	112	14-27	4-36	18-63	16,481	Massenburg	26	Massenburg	7	Dampier, Delk	23
Apr 19	at Sacramento	W	112	108(ot)	14-27	5-36	19-63	15,329	Massenburg	34	Massenburg	12	Abdul-Wahad	31

INTRO

PLAYERS

EXECUTIVE

BASKETBALL OPS

BUSINESS OPS

MEDIA

COMMUNITY

HISTORY

PLAYOFFS

REVIEW

OPPONENTS

NBA

FEDERATION

AT A GLANCE





# SEASON REVIEW

## 1996-97 VANCOUVER GRIZZLIES (14-68)



**Back Row, L-R:** Troy Wenzel, Jay Hillock, Noah Croom, Larry Riley, Pete Chilcutt, Roy Rogers, Jack Lothian, Bryant Reeves, Eric Mobley, Rich Manning, Shareef Abdur-Rahim, Rex Hughes, Lionel Hollins, Jimmy Powell, Rob Hackett. **Front Row, L-R:** Stu Jackson, Chucky Atkins, Tim Breaux, Lawrence Moten, Anthony Peeler, Greg Anthony, Blue Edwards, George Lynch, Doug Edwards, Chris Robinson, Lee Mayberry, Brian Winters.

Player	--Field Goals--						--3-Point FG--			--Free Throws--			--Rebounds--										
	G	GS	Min	FG	FGA	Pct	FG	FGA	Pct	FT	FTA	Pct	Off	Def	Tot	Ast	PF	Dq	Stl	TO	Blk	Pts	Avg
Abdur-Rahim	80	71	2802	550	1214	.453	7	27	.259	387	519	.746	216	339	555	175	199	0	79	225	79	1494	18.7
Reeves	75	75	2777	498	1025	.486	1	11	.091	216	307	.704	174	436	610	160	270	3	29	175	67	1213	16.2
Peeler	72	57	2291	402	1011	.398	128	343	.373	109	133	.820	54	193	247	256	168	0	105	157	17	1041	14.5
Anthony	65	44	1863	199	507	.393	88	238	.370	130	178	.730	25	159	184	407	122	0	129	129	4	616	9.5
Lynch	41	27	1059	137	291	.471	8	31	.258	60	97	.619	98	163	261	76	97	1	63	64	17	342	8.3
Edwards	61	12	1439	182	458	.397	25	89	.281	89	109	.817	49	140	189	114	135	0	38	81	20	478	7.8
Moten	67	18	1214	171	441	.388	41	141	.291	64	99	.646	43	76	119	129	83	0	48	81	24	447	6.7
Rogers	82	50	1848	244	483	.505	1	1	1.000	54	94	.574	139	247	386	46	214	1	21	86	163	543	6.6
Williams	32	1	553	82	143	.573	0	1	.000	33	49	.673	60	78	138	15	72	1	16	28	26	197	6.2
Mayberry	80	38	1952	149	370	.403	83	221	.376	29	46	.630	29	105	134	329	159	0	60	90	8	410	5.1
C. Robinson	41	6	681	69	182	.379	34	89	.382	16	26	.615	23	48	71	65	85	2	28	34	9	188	4.6
Chilcutt	54	1	662	72	165	.436	25	69	.362	13	22	.591	67	89	156	47	52	0	26	28	17	182	3.4
Manning	16	1	128	18	48	.375	2	3	.667	6	8	.750	8	15	23	2	18	0	3	5	1	44	2.8
Mobley	28	8	307	28	63	.444	0	0	---	16	30	.533	30	28	58	14	44	0	5	29	10	72	2.6
Leckner	19	1	115	14	30	.467	0	0	---	6	12	.500	5	30	35	4	32	0	3	10	2	34	1.8
Norris	8	0	89	4	22	.182	2	10	.200	2	5	.400	3	9	12	23	5	0	4	5	0	12	1.5
GRIZZLIES	82		19780	2819	6453	.437	445	1274	.349	1230	1734	.709	1023	2155	3178	1862	1755	8	657	1301	464	7313	89.2
OPPONENT	82		19780	3092	6556	.472	500	1369	.365	1468	2018	.727	1206	2426	3632	1974	1593	15	725	1251	461	8152	99.4

## QUICK FACTS

- The Vancouver Grizzlies posted a 14-68 record, placing seventh in the Midwest Division.
- **Shareef Abdur-Rahim** became the only unanimous selection on the NBA All-Rookie First Team by averaging 18.7 points (second among rookies, 26th in NBA) and finished third in Rookie of the Year balloting behind winner **Allen Iverson** and **Stephon Marbury**, while being named NBA Rookie of the Month in December and February.
- **Anthony Peeler** became the first player in franchise history to score 40 points in a game, accomplishing the feat on Feb. 4 at New Jersey.
- **Bryant Reeves** set a franchise record by making 18 field goals on April 19 at Phoenix.
- President and General Manager **Stu Jackson** assumed the head coaching duties on Jan. 24, replacing **Brian Winters**.
- **Greg Anthony** finished ninth in the NBA in steals at 1.98 per game.
- **Roy Rogers** placed 12th in the league in blocks with 1.99 swats per game.

## NBA STATISTICAL RANKINGS

Category	Vancouver	Opponents	Category	Vancouver	Opponents
Points Per Game	89.2	28th	Assists Per Game	22.7	10th
Field Goal Pct.	.437	26th	Steals Per Game	8.01	15th
Free Throw Pct.	.709	27th	Turnovers Per Game	15.9	16th
3-Pt. Field Goal Pct.	.349	23rd	Blocks Per Game	5.66	6th
Offensive Rebounds Per Game	12.5	15th	Personal Fouls Per Game	21.4	9th
Defensive Rebounds Per Game	26.3	28th	Disqualifications	8	1st
Rebounds Per Game	38.8	27th	Points Per Game Differential	-8.6	29th





Date	Opponent	Van	Opp	Hm	Rd	Tot	Atten	Grizzlies Top Scorer	Grizzlies Top Rebounder	Opponent Top Scorer				
Nov 1	PORTLAND	L	85	114	0-1	0-0	0-1	19,193	Abdur-Rahim, Edwards	16	Abdur-Rahim, Chilcutt	5	Robinson	22
Nov 3	GOLDEN STATE	L	95	105	0-2	0-0	0-2	15,781	Peeler	21	Reeves	10	Mullin	24
Nov 5	at Chicago	L	73	96	0-2	0-1	0-3	23,726	Anthony	13	Four players tied	5	Jordan	22
Nov 6	at Milwaukee	L	89	105	0-2	0-2	0-4	13,689	Abdur-Rahim, Edwards	18	Reeves	11	Allen, Baker	20
Nov 8	at Cleveland	L	72	88	0-2	0-3	0-5	13,691	Anthony	13	Reeves, Edwards	6	Sura	15
Nov 10	NEW YORK	L	82	101	0-3	0-3	0-6	17,356	Peeler	16	Reeves	8	Ewing	21
Nov 12	L.A. CLIPPERS	L	92	99(2ot)	0-4	0-3	0-7	14,259	Reeves	30	Reeves	11	Sealy	22
Nov 14	PHOENIX	W	92	89	1-4	0-3	1-7	15,158	Edwards	34	Four players tied	5	Nash	17
Nov 15	at Utah	L	96	104	1-4	0-4	1-8	19,046	Edwards	23	Rogers, Anthony	7	Malone	21
Nov 17	at Seattle	L	81	91	1-4	0-5	1-9	17,072	Rogers	18	Rogers	9	Payton	21
Nov 18	SACRAMENTO	L	83	84	1-5	0-5	1-10	14,672	Reeves	19	Rogers	9	Owens	17
Nov 20	MIAMI	L	75	94	1-6	0-5	1-11	15,054	Reeves	16	Reeves	10	Hardaway	19
Nov 24	SAN ANTONIO	W	96	91	2-6	0-5	2-11	15,874	Abdur-Rahim	18	Abdur-Rahim	9	Wilkins	26
Nov 26	at Atlanta	L	80	101	2-6	0-6	2-12	6,957	Abdur-Rahim	19	Peeler	8	Laethner	18
Nov 27	at Detroit	L	78	87	2-6	0-7	2-13	15,195	Anthony	24	Mobley	7	Hunter	24
Nov 29	at Indiana	L	94	104	2-6	0-8	2-14	15,488	Abdur-Rahim	20	Lynch	11	Miller	25
Nov 30	at Philadelphia	L	90	96	2-6	0-9	2-15	13,038	Rogers	16	Lynch	7	Stackhouse	31
Dec 4	INDIANA	L	80	127	2-7	0-9	2-16	15,699	Abdur-Rahim	20	Rogers	5	Miller	36
Dec 6	at San Antonio	W	105	89	2-7	1-9	3-16	13,646	Reeves	29	Abdur-Rahim, Lynch	8	Wilkins	24
Dec 7	at Dallas	L	85	96	2-7	1-10	3-17	15,102	Peeler	16	Lynch	9	Harper	20
Dec 9	CHARLOTTE	L	91	107	2-8	1-10	3-18	15,780	Peeler	23	Reeves	10	Rice	30
Dec 12	at Portland	L	78	99	2-8	1-11	3-19	20,042	Chilcutt	13	Chilcutt	10	Anderson	22
Dec 13	ORLANDO	W	95	93	3-8	1-11	4-19	15,954	Reeves	27	Abdur-Rahim	11	Seikaly	25
Dec 15	at Phoenix	L	84	103	3-8	1-12	4-20	19,023	Abdur-Rahim	28	Abdur-Rahim	4	Horry	19
Dec 17	HOUSTON	W	93	92	4-8	1-12	5-20	16,205	Abdur-Rahim	22	Reeves	8	Olaajunwa	23
Dec 19	DALLAS	L	98	105	4-9	1-12	5-21	15,049	Peeler	25	Lynch	10	Gatling	25
Dec 20	at Denver	L	93	108	4-9	1-13	5-22	10,020	Peeler	19	Three players tied	5	Stith	29
Dec 22	WASHINGTON	W	91	87	5-9	1-13	6-22	15,751	Peeler	27	Lynch	12	Strickland	23
Dec 26	at Sacramento	L	88	111	5-9	1-14	6-23	17,317	Abdur-Rahim	28	Abdur-Rahim	9	Richmond, Polynice	18
Dec 28	PHOENIX	L	98	103	5-10	1-14	6-24	16,757	Peeler	30	Reeves, Lynch	9	Manning	19
Dec 30	SAN ANTONIO	L	88	95	5-11	1-14	6-25	15,749	Peeler	23	Abdur-Rahim	12	Maxwell, Johnson	23
Jan 3	SEATTLE	L	94	108	5-12	1-14	6-26	19,193	Peeler	24	Lynch	15	Payton	29
Jan 5	L.A. LAKERS	L	82	95	5-13	1-14	6-27	19,193	Peeler	17	Lynch	16	O'Neal	31
Jan 8	at Golden State	W	109	95	5-13	2-14	7-27	12,819	Abdur-Rahim	34	Rogers	10	Smith	38
Jan 9	GOLDEN STATE	L	86	102	5-14	2-14	7-28	15,454	Abdur-Rahim	17	Lynch	8	Sprewell	27
Jan 11	SACRAMENTO	L	101	109	5-15	2-14	7-29	16,092	Abdur-Rahim	37	Reeves	10	Richmond	32
Jan 14	at L.A. Lakers	L	81	91	5-15	2-15	7-30	15,606	Peeler	23	Reeves	10	O'Neal	24
Jan 15	DETROIT	L	79	103	5-16	2-15	7-31	16,059	Abdur-Rahim	15	Three players tied	8	Hill	31
Jan 17	UTAH	L	68	106	5-17	2-15	7-32	15,173	Reeves	17	Reeves	10	Malone	30
Jan 19	TORONTO	W	100	92	6-17	2-15	8-32	17,474	Abdur-Rahim	26	Lynch	13	Stoudamire	34
Jan 20	at Seattle	L	96	112	6-17	2-16	8-33	17,072	Anthony	24	Reeves	8	Payton	30
Jan 22	at Denver	L	84	94	6-17	2-17	8-34	8,422	Abdur-Rahim	22	Reeves	12	L. Ellis	22
Jan 23	MINNESOTA	L	76	95	6-18	2-17	8-35	15,282	Reeves	22	Reeves	8	Gugliotta	33
Jan 25	DENVER	L	82	83	6-19	2-17	8-36	17,102	Reeves	23	Abdur-Rahim, Reeves	9	L. Ellis	18
Jan 27	at Golden State	L	97	122	6-19	2-18	8-37	12,839	Abdur-Rahim	23	Abdur-Rahim	8	Sprewell	33
Jan 28	CHICAGO	L	96	111	6-20	2-18	8-38	19,193	Abdur-Rahim	24	Abdur-Rahim, Reeves	12	Jordan	28
Jan 30	at L.A. Clippers	L	94	100	6-20	2-19	8-39	5,122	Reeves	25	Reeves	12	Vaught	28
Jan 31	ATLANTA	L	76	87	6-21	2-19	8-40	15,205	Abdur-Rahim	24	Abdur-Rahim	10	Smith	24
Feb 2	at Boston	W	102	92	6-21	3-19	9-40	15,737	Reeves	33	Reeves	18	Williams	22
Feb 4	at New Jersey	L	105	111	6-21	3-20	9-41	10,990	Peeler	40	Abdur-Rahim	11	Kittles	32
Feb 6	at Minnesota	L	86	103	6-21	3-21	9-42	14,277	Peeler	24	Chilcutt	10	Garnett	18
Feb 11	at Houston	L	97	106	6-21	3-22	9-43	16,285	Abdur-Rahim	24	Reeves	10	Willis, Price	20
Feb 12	at San Antonio	W	106	101	6-21	4-22	10-43	12,463	Reeves	31	Reeves	12	Maxwell	19
Feb 14	BOSTON	W	109	106	7-21	4-22	11-43	17,434	Abdur-Rahim	31	Reeves	12	Day	29
Feb 17	DALLAS	L	95	100	7-22	4-22	11-44	15,540	Reeves	27	Edwards	7	Finley, Green	21
Feb 19	MINNESOTA	L	73	84	7-23	4-22	11-45	15,729	Abdur-Rahim	26	Rogers	10	Garrett	25
Feb 21	at L.A. Lakers	L	91	99	7-23	4-23	11-46	17,031	Abdur-Rahim	30	Abdur-Rahim	11	Campbell, Jones	23
Feb 23	CLEVELAND	L	84	91	7-24	4-23	11-47	15,536	Reeves	26	Abdur-Rahim	8	Phillis	23
Feb 26	L.A. CLIPPERS	L	80	83	7-25	4-23	11-48	15,619	Abdur-Rahim	28	Abdur-Rahim	13	Vaught	22
Feb 28	PHILADELPHIA	L	100	104	7-26	4-23	11-49	17,463	Reeves	26	Abdur-Rahim	10	Stackhouse	25
Mar 2	UTAH	L	86	93	7-27	4-23	11-50	16,415	Peeler	25	Reeves	9	Russell	20
Mar 6	NEW JERSEY	L	96	102	7-28	4-23	11-51	16,673	Peeler	24	Reeves	12	Cassell	26
Mar 9	at Toronto	L	77	81	7-28	4-24	11-52	19,186	Peeler	25	Reeves	14	Williams	16
Mar 11	at Charlotte	L	92	98	7-28	4-25	11-53	24,042	Abdur-Rahim	24	Reeves	13	Rice, Mason	24
Mar 12	at Washington	L	82	104	7-28	4-26	11-54	11,007	Abdur-Rahim	18	Rogers	8	Webber	32
Mar 14	at Miami	L	82	88	7-28	4-27	11-55	14,728	Reeves	27	Reeves	11	Hardaway	19
Mar 16	at Orlando	L	89	100	7-28	4-28	11-56	17,248	Abdur-Rahim	22	Reeves	10	Wilkins	17
Mar 18	at New York	L	73	98	7-28	4-29	11-57	19,763	Abdur-Rahim	18	Williams	9	Ewing	22
Mar 19	at Minnesota	L	72	95	7-28	4-30	11-58	13,368	Abdur-Rahim	15	Chilcutt	6	Robinson	18
Mar 21	DENVER	W	108	101	8-28	4-30	12-58	19,193	Reeves	31	Abdur-Rahim	14	McDyess	29
Mar 23	SEATTLE	L	92	106	8-29	4-30	12-59	17,645	Abdur-Rahim	23	Abdur-Rahim, Williams	7	Payton	31
Mar 25	at L.A. Clippers	L	104	110(ot)	8-29	4-31	12-60	5,528	Peeler	30	Reeves	10	Wright	24
Mar 27	L.A. LAKERS	L	98	102(ot)	8-30	4-31	12-61	18,722	Abdur-Rahim	21	Rogers	12	Campbell	25
Mar 28	at Portland	L	81	115	8-30	4-32	12-62	20,865	Peeler, Rogers	14	Williams	9	C. Robinson	26
Apr 1	MILWAUKEE	L	91	102	8-31	4-32	12-63	17,193	Abdur-Rahim	26	Rogers, Leckner	6	Robinson	25
Apr 4	at Utah	L	79	106	8-31	4-33	12-64	19,911	Reeves	15	Williams	8	Malone	16
Apr 6	HOUSTON	L	85	94	8-32	4-33	12-65	17,356	Reeves	23	Abdur-Rahim	16	Barkley	28
Apr 8	at Sacramento	L	93	109	8-32	4-34	12-66	17,317	Reeves	28	Reeves	13	Richmond	26
Apr 10	at Houston	L	94	102	8-32	4-35	12-67	16,285	Abdur-Rahim	20	Rogers	9	Barkley	21
Apr 12	at Dallas	W	96	85	8-32	5-35	13-67	14,060	Abdur-Rahim	30	Abdur-Rahim	17	Pack	22
Apr 17	PORTLAND	L	73	105	8-33	5-35	13-68	19,193	Peeler	16	Abdur-Rahim, Reeves	9	Wallace	25
Apr 19	at Phoenix	W	121	107	8-33	6-35	14-68	19,023	Reeves	39	Reeves	11	Johnson	36

INTRO

PLAYERS

EXECUTIVE

BASKETBALL OPS

BUSINESS OPS

MEDIA

COMMUNITY

HISTORY

PLAYOFFS

REVIEW

OPONENTS

NBA

FEDERATION

AT A GLANCE





# SEASON REVIEW

## 1995-96 VANCOUVER GRIZZLIES (15-67)



**Back Row, L-R:** Chris King, Greg Anthony, Anthony Avent, Darrick Martin, Doug Edwards, Troy Wenzel, Bryant Reeves, Rob Hackett, Eric Mobley, Scott McCullough, Eric Murdock, Ashraf Amaya, Lawrence Moten, Byron Scott. **Front Row, L-R:** Kenny Gattison, Jimmy Powell, Brian Winters, Rex Hughes, Lionel Hollins, Blue Edwards.

Player	--Field Goals--					--3-Point FG--			-Free Throws-			--Rebounds--										Pts	Avg
	G	GS	Min	FG	FGA	Pct	FG	FGA	Pct	FT	FTA	Pct	Off	Def	Tot	Ass	PF	Dq	Stl	TO	Blk		
Anthony	69	69	2096	324	781	.415	90	271	.332	229	297	.771	29	145	174	476	137	1	116	160	11	967	14.0
Benjamin	13	13	404	71	161	.441	0	0	---	39	56	.696	31	72	103	16	40	1	10	34	15	181	13.9
Reeves	77	63	2460	401	877	.457	0	3	.000	219	299	.732	178	392	570	109	226	2	43	157	55	1021	13.3
B. Edwards	82	82	2773	401	956	.419	84	245	.343	157	208	.755	98	248	346	212	243	1	118	170	46	1043	12.7
Scott	80	0	1894	271	676	.401	74	221	.355	203	243	.835	40	152	192	123	126	0	63	100	22	819	10.2
Gattison	25	14	570	91	190	.479	0	0	---	47	78	.603	35	79	114	14	75	0	10	40	11	229	9.2
Murdock	64	14	1480	220	521	.422	39	122	.320	106	131	.809	21	134	155	292	124	0	129	120	9	585	9.1
King	80	66	1930	250	585	.427	44	113	.389	90	136	.662	102	183	285	104	163	0	68	103	33	634	7.9
Wilkins	28	14	738	77	205	.376	14	64	.219	20	23	.870	22	43	65	68	55	0	22	37	2	188	6.7
D.Martin	24	0	402	59	131	.450	5	22	.227	38	46	.826	13	25	38	61	47	0	27	37	1	161	6.7
Moten	44	3	573	112	247	.453	18	55	.327	49	75	.653	36	25	61	50	54	0	29	44	8	291	6.6
Amaya	54	34	1104	121	252	.480	0	1	.000	97	149	.651	114	189	303	33	151	3	22	57	10	339	6.3
Avent	71	32	1586	179	466	.384	0	0	---	57	77	.740	108	247	355	69	202	3	30	107	42	415	5.8
Harvey	18	6	410	39	95	.411	0	2	.000	20	43	.465	27	67	94	9	38	0	14	18	21	98	5.4
Mobley	34	1	611	72	131	.550	1	2	.500	37	83	.446	51	77	128	22	82	1	13	49	23	182	5.4
Manning	29	0	311	49	113	.434	0	1	.000	9	14	.643	16	39	55	7	37	0	3	17	6	107	3.7
D. Edwards	31	0	519	32	91	.352	0	4	.000	29	38	.763	35	52	87	39	51	2	10	29	18	93	3.0
C. Martin	4	0	19	3	5	.600	3	3	1.000	0	2	.000	1	2	2	2	1	0	1	1	0	9	2.3
GRIZZLIES	82		19880	2772	6483	.428	372	1129	.329	1446	1998	.724	957	2170	3127	1706	1852	14	728	1347	333	7362	89.8
OPPONENT	82		19880	3080	6486	.475	459	1226	.374	1561	2129	.733	1102	2550	3652	1988	1785	9	698	1423	474	8180	99.8

## QUICK FACTS

- In the Vancouver Grizzlies' inaugural season, the club finished seventh in the Midwest Division with a 15-67 record.
- Brian Winters** named the franchise's first head coach on June 19, 1995, while former head coach **Lionel Hollins** served as an assistant coach.
- Kevin Pritchard** became the franchise's first player by signing with the Grizzlies on June 1. The club's first draft pick was **Bryant Reeves** from Oklahoma State, taken sixth overall in the 1995 NBA Draft.
- The Grizzlies played their first game on Oct. 13 vs. Portland, falling 104-86 in a preseason contest.
- Blue Edwards** (15 points, 13 rebounds and 11 assists) recorded the first triple-double in franchise history on March 1 vs. Dallas.
- Reeves named to the 1995-96 NBA All-Rookie Second Team, averaging 13.3 points and 7.4 rebounds in 77 games.
- The club dropped a franchise-record 23 consecutive games from Feb. 16-April 2.
- Eric Murdock** finished seventh in the NBA in steals with 1.85 thefts per game.

## NBA STATISTICAL RANKINGS

Category	Vancouver		Opponents		Category	Vancouver		Opponents	
Points Per Game	89.8	29th	99.8	15th	Assists Per Game	20.8	25th	24.2	23rd
Field Goal Pct.	.428	27th	.475	22nd	Steals Per Game	8.88	5th	8.51	21st
Free Throw Pct.	.724	22nd	.733	8th	Turnovers Per Game	16.4	20th	17.4	2nd
3-Pt. Field Goal Pct.	.329	28th	.374	21st	Blocks Per Game	4.06	24th	5.78	22nd
Offensive Rebounds Per Game	11.7	22nd	13.4	23rd	Personal Fouls Per Game	22.6	13th	21.8	25th
Defensive Rebounds Per Game	26.5	25th	31.1	27th	Disqualifications	14	6th	9	28th
Rebounds Per Game	38.1	28th	44.5	28th	Points Per Game Differential	-10.0	29th		



# GAME BY GAME



Date	Opponent	Van	Opp	Hm	Rd	Tot	Atten	Grizzlies Top Scorer	Grizzlies Top Rebounder	Opponent Top Scorer
Nov 3	at Portland	W	92	80	0-0	1-0	19,115	Benjamin	29 Benjamin	13 Robinson
Nov 5	MINNESOTA	W	100	98(ot)	1-0	1-0	19,193	Scott	18 Gattison	13 Laethner
Nov 7	at Dallas	L	88	99	1-0	1-1	15,325	Benjamin	16 Anthony	6 Mashburn
Nov 8	at San Antonio	L	62	111	1-0	1-2	12,355	King	12 Benjamin	11 Robinson
Nov 10	L.A. CLIPPERS	L	91	98	1-1	1-2	23,345	Anthony	28 Benjamin	11 Sealy
Nov 11	at Seattle	L	81	117	1-1	1-3	24,102	Benjamin	14 Benjamin	8 Kemp
Nov 13	DALLAS	L	89	94	1-2	1-3	17,171	Anthony	19 Gattison	9 Kidd
Nov 16	at L.A. Clippers	L	98	103	1-2	1-4	2,610	Scott	18 Harvey	6 Vaughn
Nov 17	L.A. LAKERS	L	91	114	1-3	1-4	17,193	Anthony	17 King	8 Van Exel
Nov 19	at New York	L	93	98	1-3	1-5	2,610	Anthony	18 Benjamin	8 Harper
Nov 22	at Orlando	L	93	95	1-3	1-6	2,917	Scott	20 Benjamin, King	8 Hardaway
Nov 24	at Charlotte	L	104	116	1-3	1-7	21,042	Benjamin	18 Benjamin	7 Johnson, Rice
Nov 25	at Miami	L	91	111	1-3	1-8	21,143	Benjamin	22 Benjamin	10 Mourning
Nov 28	at Minnesota	L	98	121	1-3	1-9	12,051	Anthony	23 Gattison	9 Three players tied
Nov 30	CHICAGO	L	88	94	1-4	1-9	21,193	Anthony	27 Harvey	8 Jordan
Dec 1	at L.A. Lakers	L	100	113	1-4	1-10	21,426	Anthony, B. Edwards	20 Reeves	9 Ceballos
Dec 3	MILWAUKEE	L	95	109	1-5	1-10	21,149	Anthony, Reeves, Harvey	13 Reeves	8 Baker
Dec 5	at Phoenix	L	108	112	1-5	1-11	21,693	Anthony, B. Edwards	22 Avent, Harvey	8 Finley
Dec 7	DETROIT	L	84	93	1-6	1-11	21,148	Anthony	31 Reeves	6 Houston
Dec 10	TORONTO	L	81	93	1-7	1-11	21,738	B. Edwards	23 Mobley	11 Stoudamire
Dec 13	HOUSTON	L	89	100	1-8	1-11	21,515	B. Edwards	19 Amaya	11 Horry
Dec 15	PORTLAND	W	104	100(ot)	2-8	1-11	3,119	Reeves	25 Reeves	17 Strickland
Dec 16	GOLDEN STATE	L	85	116	2-9	1-11	3,201	Moten	16 Reeves	6 Sprewell
Dec 18	at Sacramento	L	85	92	2-9	1-12	3,211	Reeves	23 Amaya	7 Grant
Dec 19	SEATTLE	W	94	93	3-9	1-12	4,211	B. Edwards	22 Reeves	11 Hawkins
Dec 21	at Seattle	L	68	92	3-9	1-13	4,222	Avent	16 Avent	9 Payton
Dec 22	PHOENIX	L	80	101	3-10	1-13	4,233	Reeves	19 Mobley	8 Barkley
Dec 26	at Houston	L	84	100	3-10	1-14	4,224	Reeves	16 Reeves	16 Olajuwon
Dec 28	at Dallas	L	101	103(2ot)	3-10	1-15	4,255	Anthony, Reeves	18 Avent	15 Jackson
Dec 30	BOSTON	W	103	95	4-10	1-15	5,215	B. Edwards	26 Reeves	13 Radja
Jan 5	PHILADELPHIA	W	103	102(ot)	5-10	1-15	6,255	Anthony	32 Avent	14 Ruffin
Jan 7	L.A. CLIPPERS	L	93	101	5-11	1-15	6,266	Anthony	25 Reeves	8 Sealy
Jan 9	at Golden State	L	103	109	5-11	1-16	6,277	Anthony	19 Avent	9 Sprewell
Jan 10	DENVER	L	85	91	5-12	1-16	6,288	B. Edwards	20 Reeves	15 Abdul-Rauf
Jan 12	GOLDEN STATE	L	95	104	5-13	1-16	6,299	B. Edwards	20 Reeves, Gattison	6 Sprewell
Jan 13	MIAMI	W	69	65	6-13	1-16	7,299	Anthony	21 Reeves, Avent	7 Mourning, Owens
Jan 18	CLEVELAND	L	90	98	6-14	1-16	7,300	Anthony	27 Reeves	13 Brandon
Jan 20	NEW YORK	W	84	80	7-14	1-16	8,300	Reeves, Anthony	14 Reeves	10 Ewing
Jan 22	at Milwaukee	W	100	92	7-14	2-16	9,300	Reeves	22 Reeves	11 Baker
Jan 24	at Chicago	L	84	104	7-14	2-17	9,311	Reeves	23 B. Edwards	6 Pippin
Jan 25	at Toronto	W	106	101(ot)	7-14	3-17	10,311	Reeves	25 Avent	10 Stoudamire
Jan 27	at Washington	L	77	102	7-14	3-18	10,322	Reeves	13 D. Edwards	7 Howard
Jan 29	at Philadelphia	L	92	103	7-14	3-19	10,333	Anthony	18 D. Edwards	7 Stackhouse
Jan 31	at Boston	L	98	131	7-14	3-20	10,334	Reeves, Scott, Murdock	16 Reeves	8 Day
Feb 2	NEW JERSEY	L	84	93	7-15	3-20	10,335	Scott	27 Reeves	10 Gilliam
Feb 5	UTAH	L	83	92	7-16	3-20	10,336	Scott	19 Reeves	11 Malone
Feb 7	at Utah	L	79	102	7-16	3-21	10,337	Murdock	16 Reeves, Avent, Scott	5 Malone
Feb 14	SACRAMENTO	W	93	86	8-16	3-21	11,337	Anthony	21 Reeves	11 Richmond
Feb 16	ATLANTA	L	100	110	8-17	3-21	11,338	Reeves	26 Reeves	11 Blaylock
Feb 18	SEATTLE	L	109	118	8-18	3-21	11,339	B. Edwards	23 Avent	8 Kemp
Feb 19	at Phoenix	L	94	98(ot)	8-18	3-22	11,400	Anthony	18 Reeves	7 Finley
Feb 25	SAN ANTONIO	L	84	95	8-19	3-22	11,411	Reeves	22 Reeves	10 Elliott
Feb 28	L.A. LAKERS	L	80	99	8-20	3-22	11,412	Reeves	22 Amaya	11 Ceballos
Mar 1	DALLAS	L	111	119	8-21	3-22	11,413	Reeves	23 B. Edwards	13 McCloud
Mar 2	at Denver	L	82	108	8-21	3-23	11,414	Reeves	14 Reeves	10 Abdul-Rauf
Mar 4	WASHINGTON	L	81	96	8-22	3-23	11,415	Scott	20 Amaya	16 Howard
Mar 5	at Golden State	L	78	110	8-22	3-24	11,416	Reeves	16 Amaya	12 Sprewell
Mar 8	INDIANA	L	80	94	8-23	3-24	11,417	Reeves	12 Amaya	7 Smits
Mar 10	HOUSTON	L	89	95	8-24	3-24	11,418	Reeves	17 Reeves	12 Olajuwon
Mar 11	at Sacramento	L	88	92	8-24	3-25	11,419	Reeves	26 Reeves	12 Richmond
Mar 15	ORLANDO	L	87	92(ot)	8-25	3-25	11,500	Murdock	16 Reeves	18 Hardaway
Mar 17	at Minnesota	L	85	90	8-25	3-26	11,511	Reeves	26 Reeves	11 Gugliotta
Mar 19	at New Jersey	L	77	82	8-25	3-27	11,521	Reeves, Wilkins	15 Reeves	10 Bradley
Mar 20	at Atlanta	L	93	98	8-25	3-28	11,533	Reeves	20 Reeves	11 Smith
Mar 22	at Indiana	L	94	111	8-25	3-29	11,534	Reeves	19 Reeves	9 Miller
Mar 24	at Cleveland	L	85	90	8-25	3-30	11,555	King	20 Reeves	12 Ferry
Mar 26	at Detroit	L	75	86	8-25	3-31	11,566	Reeves	22 Amaya	10 Hill
Mar 28	DENVER	L	88	92	8-26	3-31	11,567	Reeves	21 Reeves	11 McDyess
Mar 29	at Utah	L	91	105	8-26	3-32	11,568	B. Edwards	26 Reeves	7 Malone
Mar 31	CHARLOTTE	L	88	121	8-27	3-32	11,569	Reeves	17 Amaya	12 Geiger
Apr 2	at Portland	L	85	101	8-27	3-33	11,600	Anthony	16 Avent	8 C. Robinson
Apr 3	MINNESOTA	W	105	103	9-27	3-33	12,600	Reeves	28 Amaya	10 Rider
Apr 5	at L.A. Lakers	L	94	104	9-27	3-34	12,611	Moten	21 Avent	8 Jones
Apr 7	PHOENIX	L	92	112	9-28	3-34	12,622	Reeves, King	13 Avent	10 Johnson
Apr 9	at Houston	L	84	90	9-28	3-35	12,623	Murdock	19 Avent	10 Olajuwon, Recasner
Apr 10	at San Antonio	L	82	105	9-28	3-36	12,624	Moten	14 Amaya	16 Person
Apr 12	SACRAMENTO	W	99	98	10-28	3-36	13,619	Reeves	20 Amaya	13 Marcilioris
Apr 14	PORTLAND	L	79	81	10-29	3-36	13,622	B. Edwards	21 Avent	9 C. Robinson
Apr 16	SAN ANTONIO	L	86	95	10-30	3-36	13,627	King	17 Amaya	7 Elliott
Apr 18	UTAH	L	79	94	10-31	3-36	13,627	King	21 King	14 Malone
Apr 19	at Denver	W	92	78	10-31	4-36	14,617	Wilkins	15 B. Edwards	6 L. Ellis
Apr 21	at L.A. Clippers	W	108	101	10-31	5-36	15,627	B. Edwards	21 Avent	10 Vaughn

INTRO

PLAYERS

EXECUTIVE

BASKETBALL

BUSINESS

MEDIA

COMMUNITY

HISTORY

PLAYOFFS

REVIEW

OPONENTS

NBA

FEDERATION

AT A GLANCE







# OPPONENTS







# ATLANTA HAWKS



## EASTERN CONFERENCE SOUTHEAST DIVISION

**Home Court:** State Farm Arena – 16,888 (1999)

**Office:** 1968 Hawks Lane, Brookhaven, GA 30329

**Phone:** (404) 878-3800 **Website:** hawks.com

**Principal Owner & Chair of Board of Directors/NBA Governor:** Tony Ressler

**Chief Executive Officer:** Steve Koonin

**President of Basketball Operations/General Manager:** Travis Schlenk

**Assistant General Manager:** Landry Fields

**Head Coach:** Lloyd Pierce

**Assistant Coaches:** Nate McMillan, Melvin Hunt, Chris Jent, Marlon Garnett, Matt Hill

**Special Assistant to the Head Coach:** Nate Babcock

**VP Athletic Performance & Sports Medicine:** Chelsea Lane

**Head Athletic Trainer:** Scottie Parker

**Head Strength & Conditioning Coach:** Mike Irr

**Communications Staff:** Garin Narain, Jon Steinberg, Jelani Downing

**Television:** FOX Sports Southeast, Bob Rathbun, Dominique Wilkins, Kelly Crull

**Radio:** 92.9 The Game. Steve Holman, Mike Conti

## GRIZZLIES SERIES

**Overall:** 19-29

**Home:** 12-11

**Road:** 7-18

## LAST WIN/LOSS

	DATE	SCORE
Last Home Win	3/7/20	118-101
Last Home Loss	3/11/17	107-90
Last Road Win	3/2/20	127-88
Last Road Loss	3/13/19	132-111

## BIGGEST WIN/WORST LOSS

	DATE	MARGIN
Biggest Win	3/2/20	39
Worst Loss	2/6/18	26

## 2019-20 SEASON SERIES STATISTICS

### MEMPHIS VS. ATLANTA

PLAYER	G-GS	MIN	FG-FGA	PCT	3FG-FGA	PCT	FT-FTA	PCT	OFF	DEF	TOT	AST	PF-DQ	STL	TO	BLK	PTS	AVG	HI
Valanciunas	2-2	57	16-20	.800	1-2	.500	9-12	.750	14	18	32	4	3-0	0	1	3	42	21.0	27
Morant	2-2	55	14-22	.636	4-4	1.000	5-9	.556	2	7	9	11	3-0	2	6	2	37	18.5	24
Jo. Jackson	2-0	46	10-26	.385	5-14	.357	8-13	.615	0	7	7	7	5-0	3	1	4	33	16.5	17
Brooks	2-2	52	9-32	.281	3-14	.214	5-9	.556	2	7	9	2	6-0	2	2	1	26	13.0	13
Melton	2-2	53	8-18	.444	4-7	.571	4-5	.800	2	8	10	7	4-0	5	5	0	24	12.0	13
Jones	2-0	37	8-15	.533	1-6	.167	4-5	.800	0	3	3	11	2-0	5	2	0	21	10.5	15
Dieng (MEM)	2-0	45	8-12	.667	0-2	.000	5-9	.556	2	12	14	3	6-0	1	5	1	21	10.5	17
Anderson	2-2	50	6-14	.429	2-6	.333	1-2	.500	2	9	11	7	1-0	2	5	2	15	7.5	12
Konchar	2-0	34	5-10	.500	2-2	1.000	0-0	---	4	13	17	3	1-0	0	1	1	12	6.0	10
Tolliver (MEM)	2-0	34	4-7	.571	4-7	.571	0-0	---	1	4	5	0	2-0	0	1	0	12	6.0	12
Guduric	2-0	7	1-2	.500	0-1	.000	0-0	---	0	1	1	1	1-0	1	1	0	2	1.0	2
Uthoff	2-0	4	0-0	---	0-0	---	0-0	---	0	0	0	0	0-0	0	0	0	0	0.0	0
Watanabe	2-0	7	0-1	.000	0-0	---	0-0	---	0	0	0	1	0-0	0	0	0	0	0.0	0
GRIZZLIES	2	480	89-179	.497	26-65	.400	41-64	.641	29	89	118	57	34-0	21	32	14	245	122.5	127

### ATLANTA VS. MEMPHIS

PLAYER	G-GS	MIN	FG-FGA	PCT	3FG-FGA	PCT	FT-FTA	PCT	OFF	DEF	TOT	AST	PF-DQ	STL	TO	BLK	PTS	AVG	HI
Collins	2-2	70	13-27	.481	5-9	.556	8-9	.889	5	6	11	4	5-0	3	5	2	39	19.5	27
Young	2-2	58	9-33	.273	1-14	.071	16-18	.889	0	6	6	6	2-0	3	12	1	35	17.5	19
Teague (ATL)	2-0	36	8-20	.400	2-5	.400	4-4	1.000	1	4	5	4	1-0	0	3	2	22	11.0	12
Huerter	2-2	69	9-25	.360	6-14	.429	0-0	---	3	7	10	10	3-0	4	4	1	24	12.0	13
Reddish	1-0	12	3-5	.600	1-1	1.000	2-2	1.000	0	2	2	1	3-0	1	0	0	9	9.0	9
Graham (ATL)	2-0	38	4-12	.333	3-6	.500	0-0	---	4	2	6	4	5-0	1	1	0	11	5.5	6
Dedmon (ATL)	1-1	21	1-11	.091	0-7	.000	4-4	1.000	5	5	10	0	3-0	1	0	0	6	6.0	6
Goodwin	2-0	27	4-9	.444	1-4	.250	3-4	.750	0	4	4	1	2-0	1	2	0	12	6.0	7
Hunter	2-2	59	5-22	.227	0-8	.000	2-3	.667	4	8	12	4	10-1	1	4	2	12	6.0	6
Carter	2-0	34	4-16	.250	3-13	.231	0-0	---	2	3	5	2	2-0	0	0	0	11	5.5	6
Jones	2-0	24	3-5	.600	0-1	.000	0-0	---	3	5	8	3	5-0	0	0	2	6	3.0	6
Fernando	2-1	31	1-9	.111	0-2	.000	0-0	---	3	7	10	4	4-0	0	0	0	2	1.0	2
HAWKS	2	480	64-194	.330	22-84	.262	39-44	.886	30	59	89	43	45-1	15	31	10	189	94.5	101





## ALL-TIME SERIES

DATE	@	W/L	GRIZZ	OPP
2/16/96		L	100	110
3/20/96	@	L	93	98
<b>1995-96 SEASON: 0-2 H: 0-1 A: 0-1</b>				
11/26/96	@	L	80	101
1/31/97		L	76	87
<b>1996-97 SEASON: 0-2 H: 0-1 A: 0-1</b>				
2/20/98	@	L	92	115
3/1/98		L	76	101
<b>1997-98 SEASON: 0-2 H: 0-1 A: 0-1</b>				
4/2/99	@	L	81	84
<b>1998-99 SEASON: 0-1 H: 0-0 A: 0-1</b>				
11/10/99 *		W	102	97
3/11/00	@	L	86	91
<b>1999-00 SEASON: 1-1 H: 1-0 A: 0-1</b>				
11/6/00		W	97	87
3/13/01	@	L	99	109
<b>2000-01 SEASON: 1-1 H: 1-0 A: 0-1</b>				
1/4/02		L	109	113
3/4/02	@	L	76	95
<b>2001-02 SEASON: 0-2 H: 0-1 A: 0-1</b>				
3/16/03		W	124	92
4/5/03	@	L	91	97
<b>2002-03 SEASON: 1-1 H: 1-0 A: 0-1</b>				
12/10/03		W	103	90
3/29/04 **	@	W	136	133
<b>2003-04 SEASON: 2-0 H: 1-0 A: 1-0</b>				
12/8/04	@	W	97	89
1/29/05		W	84	83
<b>2004-05 SEASON: 2-0 H: 1-0 A: 1-0</b>				
11/12/05	@	W	85	84
4/2/06		W	98	87
<b>2005-06 SEASON: 2-0 H: 1-0 A: 1-0</b>				
12/15/06		L	88	97
3/9/07	@	L	105	106
<b>2006-07 SEASON: 0-2 H: 0-1 A: 0-1</b>				
12/8/07	@	L	78	86
3/31/08		L	99	116
<b>2007-08 SEASON: 0-2 H: 0-1 A: 0-1</b>				

DATE	@	W/L	GRIZZ	OPP
12/3/08	@	L	95	105
4/15/09		W	98	90
<b>2008-09 SEASON: 1-1 H: 1-0 A: 0-1</b>				
12/16/09	@	L	97	110
2/9/10		L	94	108
<b>2009-10 SEASON: 0-2 H: 0-1 A: 0-1</b>				
10/27/10		L	104	119
12/1/10	@	L	109	112
<b>2010-11 SEASON: 0-2 H: 0-1 A: 0-1</b>				
2/2/12	@	W	96	77
<b>2011-12 SEASON: 1-0 H: 0-0 A: 1-0</b>				
12/8/12		L	83	93
2/6/13	@	L	92	103
<b>2012-13 SEASON: 0-2 H: 0-1 A: 0-1</b>				
1/12/14		W	108	101
2/8/14	@	L	79	76
<b>2013-14 SEASON: 2-0 H: 1-0 A: 1-0</b>				
1/7/15	@	L	86	96
2/8/15		W	94	88
<b>2014-15 SEASON: 1-1 H: 1-0 A: 0-1</b>				
11/27/15		L	101	116
3/12/16	@	L	83	95
<b>2015-16 SEASON: 0-2 H: 0-1 A: 0-1</b>				
3/11/17		L	90	107
3/16/17	@	W	103	91
<b>2016-17 SEASON: 1-1 H: 0-1 A: 1-0</b>				
12/15/17		W	96	94
2/6/18	@	L	82	108
<b>2017-18 SEASON: 1-1 H: 1-0 A: 0-1</b>				
10/19/18		W	131	117
3/13/19	@	L	111	132
<b>2018-19 SEASON: 1-1 H: 1-0 A: 0-1</b>				
3/2/20	@	W	127	88
3/7/20		W	118	101
<b>2019-20 SEASON: 2-0 H: 1-0 A: 1-0</b>				

\* OT | \*\* 2OT | \*\*\* 3OT

INTRO

PLAYERS

EXECUTIVE

B-BALL OPS

BUSINESS OPS

MEDIA

HISTORY

PLAYOFFS

REVIEW

OPPONENTS

NBA

FEDERATION

AT A GLANCE





# BOSTON CELTICS



## EASTERN CONFERENCE ATLANTIC DIVISION

**Home Court:** TD Garden – 18,624 (1995)

**Office:** 226 Causeway Street, 4<sup>th</sup> Floor, Boston, MA 02114

**Phone:** (617) 854-8000 **Website:** celtics.com

**Managing Partner, Governor and CEO:** Wyc Grousbeck

**President:** Rich Gotham

**President of Basketball Operations:** Danny Ainge

**Vice President of Basketball Operations:** Mike Zarren

**Assistant General Manager:** Austin Ainge

**Senior Vice President:** Bill Reissfelder

**Head Coach:** Brad Stevens

**Assistant Coaches:** Jay Larranaga, Jamie Young, Jerome Allen, Scott Morrison, Joe Mazzulla, Brandon Bailey

**Player Enhancement Coach:** Jordan Bachynski

**Director of Sports Science:** Jace Delaney

**Director of Performance:** Art Horne

**Head Strength & Conditioning Coach:** Tyler Yeaton

**Communications:** Christian Megliola, Jeff Twiss, Heather Walker, Brian Olive, Brandon Chinn

**Television:** NBC Sports Boston, Mike Gorman, Brian Scalabrine, Abby Chin

**Radio:** 98.5 The Sports Hub (98.5 FM), Sean Grande, Cedric Maxwell

## GRIZZLIES SERIES

**Overall:** 18-30

**Home:** 9-15

**Road:** 9-15

## LAST WIN/LOSS

	DATE	SCORE
Last Home Win	1/10/16	101-98
Last Home Loss	8/11/20	122-107
Last Road Win	11/27/13	100-93
Last Road Loss	1/22/20	119-95

## BIGGEST WIN/WORST LOSS

	DATE	MARGIN
Biggest Win	3/10/10	20
Worst Loss	1/31/96	33

## 2019-20 SEASON SERIES STATISTICS

### MEMPHIS VS. BOSTON

PLAYER	G-GS	MIN	FG-FGA	PCT	3FG-FGA	PCT	FT-FTA	PCT	OFF	DEF	TOT	AST	PF-DQ	STL	TO	BLK	PTS	AVG	HI
Valanciunas	2-2	51	12-23	.522	1-2	.500	5-8	.625	7	16	23	1	3-0	4	0	2	30	15.0	16
Morant	2-2	66	8-18	.444	1-5	.200	11-15	.733	0	5	5	18	3-0	1	5	2	28	14.0	26
Hill	1-0	21	4-6	.667	3-4	.750	2-3	.667	0	2	2	2	0-0	1	0	0	13	13.0	13
Ja. Jackson	1-1	26	5-15	.333	3-8	.375	0-0	---	0	5	5	1	2-0	0	3	4	13	13.0	13
Clarke	2-0	52	11-20	.550	1-3	.333	1-2	.500	2	6	8	3	2-0	0	1	1	24	12.0	15
Allen	2-0	47	9-22	.409	2-12	.167	2-2	1.000	2	7	9	5	2-0	1	1	0	22	11.0	12
Brooks	2-2	51	6-21	.286	1-7	.143	7-8	.875	3	2	5	3	6-0	0	6	0	20	10.0	14
Dieng (MEM)	1-0	23	1-3	.333	0-1	.000	8-9	.889	1	4	5	0	4-0	3	0	0	10	10.0	10
Anderson	2-1	37	6-13	.462	2-4	.500	2-2	1.000	1	6	7	4	4-0	2	1	1	16	8.0	10
Melton	2-0	35	5-12	.417	1-4	.250	0-0	---	1	2	3	5	2-0	2	4	1	11	5.5	8
Crowder	1-1	18	1-8	.125	1-5	.200	0-0	---	0	6	6	1	2-0	1	2	0	3	3.0	3
Jones	1-0	17	1-4	.250	1-1	1.000	0-0	---	0	1	1	4	0-0	0	0	0	3	3.0	3
Konchar	1-0	3	1-2	.500	1-1	1.000	0-0	---	0	0	0	0	0-0	0	0	0	3	3.0	3
Jo. Jackson	1-0	3	0-0	---	0-0	---	2-2	1.000	0	0	0	1	0-0	0	0	0	2	2.0	2
Watanabe	1-0	3	1-3	.333	0-0	---	0-0	---	1	1	2	1	0-0	0	0	0	2	2.0	2
Guduric	2-0	14	0-2	.000	0-2	.000	2-2	1.000	0	2	2	0	1-0	0	1	1	2	1.0	2
Tolliver (MEM)	1-1	13	0-2	.000	0-2	.000	0-0	---	1	0	1	1	0-0	0	0	0	0	0.0	0
<b>GRIZZLIES</b>	<b>2</b>	<b>480</b>	<b>71-174</b>	<b>.408</b>	<b>18-61</b>	<b>.295</b>	<b>42-53</b>	<b>.792</b>	<b>19</b>	<b>65</b>	<b>84</b>	<b>50</b>	<b>31-0</b>	<b>15</b>	<b>27</b>	<b>12</b>	<b>202</b>	<b>101.0</b>	<b>107</b>

### BOSTON VS. MEMPHIS

PLAYER	G-GS	MIN	FG-FGA	PCT	3FG-FGA	PCT	FT-FTA	PCT	OFF	DEF	TOT	AST	PF-DQ	STL	TO	BLK	PTS	AVG	HI
Tatum	2-2	55	19-31	.613	7-12	.583	7-7	1.000	2	11	13	6	1-0	3	6	1	52	26.0	29
Hayward	2-2	60	11-23	.478	6-13	.462	3-4	.750	1	7	8	9	4-0	2	4	0	31	15.5	19
Walker	2-2	54	9-19	.474	4-10	.400	5-6	.833	2	5	7	7	4-0	3	1	2	27	13.5	19
Kanter	2-0	35	11-17	.647	0-0	---	2-3	.667	8	8	16	4	6-0	0	2	2	24	12.0	13
Smart	2-1	58	7-16	.438	4-10	.400	5-5	1.000	1	8	9	15	3-0	2	1	0	23	11.5	12
R. Williams	1-0	14	4-6	.667	0-0	---	2-3	.667	3	4	7	1	2-0	0	1	3	10	10.0	10
Wanamaker	2-0	44	7-14	.500	1-4	.250	3-4	.750	0	5	5	7	4-0	2	0	0	18	9.0	10
Theis	2-2	37	6-10	.600	3-4	.750	1-2	.500	1	6	7	3	4-0	3	0	4	16	8.0	14
Brown	1-1	28	3-13	.231	1-8	.125	0-2	.000	0	4	4	2	4-0	1	1	1	7	7.0	7
Edwards	1-0	12	3-5	.600	1-2	.500	0-0	---	0	1	1	2	0-0	1	2	0	7	7.0	7
Ojeleye	2-0	17	4-6	.667	2-4	.500	0-0	---	0	2	2	1	1-0	0	0	0	10	5.0	7
Green	2-0	22	2-7	.286	0-0	---	5-7	.714	0	2	2	2	0-0	1	0	1	9	4.5	9
G. Williams	2-0	32	2-6	.333	1-2	.500	0-0	---	1	5	6	2	6-0	0	3	2	5	2.5	3
Poirier	1-0	10	1-2	.500	0-0	---	0-0	---	0	3	3	0	2-0	0	0	0	2	2.0	2
Langford	1-0	3	0-0	---	0-0	---	0-0	---	0	0	0	0	0-0	0	0	0	0	0.0	0
<b>CELTICS</b>	<b>2</b>	<b>480</b>	<b>89-175</b>	<b>.509</b>	<b>30-69</b>	<b>.435</b>	<b>33-43</b>	<b>.767</b>	<b>19</b>	<b>71</b>	<b>90</b>	<b>61</b>	<b>41-0</b>	<b>18</b>	<b>26</b>	<b>16</b>	<b>241</b>	<b>120.5</b>	<b>122</b>





## ALL-TIME SERIES

DATE	@	W/L	GRIZZ	OPP
12/30/95		W	103	95
1/31/96	@	L	98	131
<b>1995-96 SEASON: 1-1 H: 1-0 A: 0-1</b>				
2/2/97	@	W	102	92
2/14/97		W	109	106
<b>1996-97 SEASON: 2-0 H: 1-0 A: 1-0</b>				
1/15/98	@	L	93	97
2/18/98		L	105	114
<b>1997-98 SEASON: 0-2 H: 0-1 A: 0-1</b>				
2/17/99	***	L	129	131
<b>1998-99 SEASON: 0-1 H: 0-1 A: 0-0</b>				
1/10/00	@	W	112	103
2/24/00		L	77	101
<b>1999-00 SEASON: 1-1 H: 0-1 A: 1-0</b>				
11/26/00	@	W	98	87
2/13/01		W	99	98
<b>2000-01 SEASON: 2-0 H: 1-0 A: 1-0</b>				
12/23/01	@	L	80	85
3/15/02		L	97	103
<b>2001-02 SEASON: 0-2 H: 0-1 A: 0-1</b>				
12/31/02	@	L	89	96
3/3/03		L	110	111
<b>2002-03 SEASON: 0-2 H: 0-1 A: 0-1</b>				
10/31/03		L	91	93
12/1/03	@	W	96	89
<b>2003-04 SEASON: 1-1 H: 0-1 A: 1-0</b>				
12/29/04		W	117	109
2/16/05	@	L	88	90
<b>2004-05 SEASON: 1-1 H: 1-0 A: 0-1</b>				
11/9/05	@	L	98	99
3/14/06		W	93	76
<b>2005-06 SEASON: 1-1 H: 1-0 A: 0-1</b>				
12/6/06	@	W	98	96
1/5/07		L	119	128
<b>2006-07 SEASON: 1-1 H: 0-1 A: 1-0</b>				
1/4/08	@	L	96	100
3/8/08		L	89	119
<b>2007-08 SEASON: 0-2 H: 0-1 A: 0-1</b>				

DATE	@	W/L	GRIZZ	OPP
3/13/09	@	L	92	102
3/21/09		L	87	105
<b>2008-09 SEASON: 0-2 H: 0-1 A: 0-1</b>				
12/14/09		L	105	110
3/10/10	@	W	111	91
<b>2009-10 SEASON: 1-1 H: 0-1 A: 1-0</b>				
11/13/10 *		L	110	116
3/23/11	@	W	90	87
<b>2010-11 SEASON: 1-1 H: 0-1 A: 1-0</b>				
2/5/12	@	L	80	98
<b>2011-12 SEASON: 0-1 H: 0-0 A: 0-1</b>				
1/2/13	@	W	93	83
3/23/13		W	110	106
<b>2012-13 SEASON: 2-0 H: 1-0 A: 1-0</b>				
11/4/13		W	95	88
11/27/13	@	W	100	93
<b>2013-14 SEASON: 2-0 H: 1-0 A: 1-0</b>				
11/21/14		W	117	100
3/11/15	@	L	92	95
<b>2014-15 SEASON: 1-1 H: 1-0 A: 0-1</b>				
1/10/16		W	101	98
3/9/16	@	L	96	116
<b>2015-16 SEASON: 1-1 H: 1-0 A: 0-1</b>				
12/20/16 *		L	109	112
12/27/16	@	L	103	113
<b>2016-17 SEASON: 0-2 H: 0-1 A: 0-1</b>				
12/16/17		L	93	102
2/26/18	@	L	98	109
<b>2017-18 SEASON: 0-2 H: 0-1 A: 0-1</b>				
12/29/18		L	103	112
1/18/19	@	L	116	122
<b>2018-19 SEASON: 0-2 H: 0-1 A: 0-1</b>				
1/22/20	@	L	95	119
8/11/20		L	107	122
<b>2019-20 SEASON: 0-2 H: 0-1 A: 0-1</b>				

\* OT | \*\* 2OT | \*\*\* 3OT

INTRO

PLAYERS

EXECUTIVE

B-BALL OPS

BUSINESS OPS

MEDIA

HISTORY

PLAYOFFS

REVIEW

OPPONENTS

NBA

FEDERATION

AT A GLANCE





# BROOKLYN NETS



## EASTERN CONFERENCE ATLANTIC DIVISION

**Home Court:** Barclays Center – 17,732 (2012)

**Office:** 168 39th Street, 7th Floor, Brooklyn, NY 11232

**Phone:** (718) 933-3000 **Website:** brooklynets.com

**Governor:** Joe Tsai

**Alternate Governor:** Oliver Weisberg

**Alternate Governor & Chief Executive Officer:** John Abbamondi

**General Manager:** Sean Marks

**Assistant General Managers:** Jeff Peterson, Andy Birdsong

**Head Coach:** Steve Nash

**Assistant Coaches:** Jacque Vaughn, Mike D'Antoni, Ime Udoka, Adam Harrington, Tiago Splitter, Amar'e Stoudemire

**Director of Sports Medicine:** Les Gelis

**Director of Performance Rehabilitation:** Stefania Rizzo

**Head Athletic Trainer/Physical Therapist:** Sebastian Poirier

**Head Strength & Conditioning Coach:** Dan Liburd

**Public Relations:** Aaron Harris, Eli Pearlstein, Mitch Heckart, Megan Walsh

**Television:** YES Network, Ian Eagle, Ryan Ruocco, Sarah Kustok, Richard Jefferson, Michael Grady

**Radio:** WFAN (660 AM/101.9 FM), Chris Carrino, Tim Capstraw

## GRIZZLIES SERIES

**Overall:** 24-23

**Home:** 12-11

**Road:** 12-12

## LAST WIN/LOSS

	DATE	SCORE
Last Home Win	10/27/19	134-133
Last Home Loss	1/14/19	109-100
Last Road Win	3/4/20	118-79
Last Road Loss	3/19/18	118-115

## BIGGEST WIN/WORST LOSS

	DATE	MARGIN
Biggest Win	12/13/03	47
Worst Loss	1/2/02	18

## 2019-20 SEASON SERIES STATISTICS

### MEMPHIS VS. BROOKLYN

PLAYER	G-GS	MIN	FG-FGA	PCT	3FG-FGA	PCT	FT-FTA	PCT	OFF	DEF	TOT	AST	PF-DQ	STL	TO	BLK	PTS	AVG	HI
Morant	2-2	61	19-37	.514	2-4	.500	5-6	.833	5	6	11	14	3-0	2	6	1	45	22.5	30
Jo. Jackson	1-0	17	6-12	.500	4-9	.444	3-4	.750	0	0	0	1	2-0	2	1	0	19	19.0	19
Brooks	2-2	59	14-26	.538	4-9	.444	1-2	.500	1	1	2	3	9-0	1	2	0	33	16.5	21
Hill	1-0	24	5-5	1.000	1-1	1.000	2-4	.500	0	5	5	3	1-0	0	1	0	13	13.0	13
Anderson	2-1	45	9-15	.600	2-4	.500	5-6	.833	3	6	9	1	5-0	2	1	2	25	12.5	13
Valanciunas	2-2	46	9-20	.450	3-5	.600	4-4	1.000	4	23	27	6	3-0	1	2	3	25	12.5	16
Ja. Jackson	1-1	24	4-8	.500	2-4	.500	2-2	1.000	2	4	6	1	6-1	0	0	2	12	12.0	12
Jones	2-0	41	7-23	.304	6-9	.667	3-3	1.000	1	4	5	11	4-0	2	2	0	23	11.5	18
Clarke	1-0	26	5-12	.417	0-3	.000	0-0	---	1	6	7	2	2-0	1	1	1	10	10.0	10
Melton	1-1	22	3-9	.333	3-7	.429	0-0	---	0	3	3	3	0-0	0	0	1	9	9.0	9
Dieng (MEM)	1-0	19	2-4	.500	0-0	---	2-2	1.000	3	11	14	0	0-0	0	2	2	6	6.0	6
Allen	1-0	14	2-7	.286	1-3	.333	1-2	.500	0	2	2	1	2-0	0	0	0	6	6.0	6
Crowder	1-1	38	2-6	.333	2-5	.400	0-0	---	0	7	7	5	2-0	1	1	2	6	6.0	6
Konchar	1-0	22	2-3	.667	1-2	.500	0-0	---	3	1	4	2	2-0	1	2	0	5	5.0	5
Watanabe	1-0	6	2-4	.500	1-3	.333	0-0	---	1	1	2	0	1-0	1	0	0	5	5.0	5
Guduric	2-0	11	2-3	.667	2-3	.667	2-2	1.000	2	0	2	0	0-0	0	1	0	8	4.0	6
Tolliver (MEM)	1-0	24	0-6	.000	0-4	.000	2-2	1.000	0	2	2	1	1-0	2	1	1	2	2.0	2
Uthoff	1-0	5	0-3	.000	0-2	.000	0-0	---	0	0	0	0	1-0	1	0	0	0	0.0	0
GRIZZLIES	2	505	93-203	.458	34-77	.442	32-39	.821	26	82	108	54	44-1	17	24	15	252	126.0	134

### BROOKLYN VS. MEMPHIS

PLAYER	G-GS	MIN	FG-FGA	PCT	3FG-FGA	PCT	FT-FTA	PCT	OFF	DEF	TOT	AST	PF-DQ	STL	TO	BLK	PTS	AVG	HI
Irving	1-1	34	11-27	.407	5-12	.417	10-11	.909	1	6	7	7	1-0	2	2	1	37	37.0	37
LeVert	2-2	66	17-41	.415	3-12	.250	4-7	.571	0	8	8	11	2-0	1	2	0	41	20.5	27
Prince	2-2	55	10-29	.345	4-15	.267	3-3	1.000	2	9	11	2	4-0	0	6	0	27	13.5	15
Harris	2-2	66	10-26	.385	6-15	.400	0-0	---	4	6	10	3	4-0	3	3	1	26	13.0	13
Chiozza (BRK)	1-0	24	5-8	.625	2-4	.500	2-2	1.000	1	2	3	1	3-0	1	2	0	14	14.0	14
Allen	2-1	56	8-11	.727	0-0	---	4-6	.667	8	14	22	1	3-0	0	5	0	20	10.0	14
Diawwiddle	2-1	56	4-22	.182	2-14	.143	10-12	.833	3	4	7	12	6-0	2	2	2	20	10.0	16
Luwawu-Cabarrot	1-0	27	2-7	.286	0-5	.000	4-4	1.000	0	1	1	1	2-0	0	0	1	8	8.0	8
Temple	1-0	18	1-4	.250	0-3	.000	3-3	1.000	0	1	1	2	1-0	1	0	1	5	5.0	5
Jordan	2-1	37	4-4	1.000	0-0	---	0-2	.000	3	13	16	1	3-0	0	3	2	8	4.0	6
Chandler	1-0	17	1-4	.250	0-3	.000	0-0	---	0	3	3	0	2-0	0	1	0	2	2.0	2
Kurucs	2-0	25	1-6	.167	0-3	.000	2-4	.500	1	3	4	1	5-0	0	3	0	4	2.0	3
Nwaba	1-0	14	0-0	---	0-0	---	0-0	---	1	1	2	0	3-0	1	1	0	0	0.0	0
Pinson	1-0	8	0-2	.000	0-1	.000	0-0	---	0	0	0	1	0-0	1	0	1	0	0.0	0
NETS	2	505	74-191	.387	22-87	.253	42-54	.778	24	71	95	43	39-0	12	31	9	212	106.0	133





## ALL-TIME SERIES

DATE	@	W/L	GRIZZ	OPP
12/2/96		L	84	93
3/19/96	@	L	77	82
<b>1995-96 SEASON: 0-2 H: 0-1 A: 0-1</b>				
2/4/97	@	L	105	111
3/6/97		L	96	102
<b>1996-97 SEASON: 0-2 H: 0-1 A: 0-1</b>				
1/31/98		L	106	116
2/24/98	@	L	101	110
<b>1997-98 SEASON: 0-2 H: 0-1 A: 0-1</b>				
NO GAMES				
<b>1998-99 SEASON: 0-0 H: 0-0 A: 0-0</b>				
1/7/00	@	W	101	91
1/27/00		W	108	106
<b>1999-00 SEASON: 2-0 H: 1-0 A: 1-0</b>				
1/29/01		W	97	86
3/20/01	@	L	90	104
<b>2000-01 SEASON: 1-1 H: 1-0 A: 0-1</b>				
1/2/02	@	L	74	92
3/17/02		L	76	87
<b>2001-02 SEASON: 0-2 H: 0-1 A: 0-1</b>				
2/12/03		W	97	90
3/22/03	@	L	99	107
<b>2002-03 SEASON: 1-1 H: 1-0 A: 0-1</b>				
12/3/03	@	W	96	93
12/13/03		W	110	63
<b>2003-04 SEASON: 2-0 H: 1-0 A: 1-0</b>				
12/17/04		W	89	84
3/24/05	@	W	105	96
<b>2004-05 SEASON: 2-0 H: 1-0 A: 1-0</b>				
1/13/06		W	81	69
3/29/06	@	L	74	86
<b>2005-06 SEASON: 1-1 H: 1-0 A: 0-1</b>				
12/11/06	@	L	92	105
3/12/07		L	102	113
<b>2006-07 SEASON: 0-2 H: 0-1 A: 0-1</b>				
11/27/07	@	W	110	103
3/5/08		W	100	93
<b>2007-08 SEASON: 2-0 H: 1-0 A: 1-0</b>				

DATE	@	W/L	GRIZZ	OPP
1/7/09	@	L	89	100
1/24/09		L	88	99
<b>2008-09 SEASON: 0-2 H: 0-1 A: 0-1</b>				
2/21/10	@	W	104	94
3/8/10		W	107	101
<b>2009-10 SEASON: 2-0 H: 1-0 A: 1-0</b>				
12/21/10		L	94	101
1/26/11	@	L	88	93
<b>2010-11 SEASON: 0-2 H: 0-1 A: 0-1</b>				
2/15/12	@	W	105	100
<b>2011-12 SEASON: 1-0 H: 0-0 A: 1-0</b>				
1/25/13		W	101	77
2/24/13	@	W	76	72
<b>2012-13 SEASON: 2-0 H: 1-0 A: 1-0</b>				
11/30/13		L	88	97
3/5/14	@	L	94	103
<b>2013-14 SEASON: 0-2 H: 0-1 A: 0-1</b>				
1/14/15	@	W	103	92
2/10/15		W	95	86
<b>2014-15 SEASON: 2-0 H: 1-0 A: 1-0</b>				
10/31/15		W	101	91
2/10/16	@	W	109	90
<b>2015-16 SEASON: 2-0 H: 1-0 A: 1-0</b>				
2/13/17	@	W	112	103
3/6/17		L	109	122
<b>2016-17 SEASON: 1-1 H: 0-1 A: 1-0</b>				
11/26/17		L	88	98
3/19/18	@	L	115	118
<b>2017-18 SEASON: 0-2 H: 0-1 A: 0-1</b>				
11/30/18 **	@	W	131	125
1/4/19		L	100	109
<b>2018-19 SEASON: 1-1 H: 0-1 A: 1-0</b>				
10/27/19 *		W	134	133
3/4/20	@	W	118	79
<b>2019-20 SEASON: 2-0 H: 1-0 A: 1-0</b>				

\* OT | \*\* 2OT | \*\*\* 3OT

INTRO

PLAYERS

EXECUTIVE

B-BALL OPS

BUSINESS OPS

MEDIA

HISTORY

PLAYOFFS

REVIEW

OPPONENTS

NBA

FEDERATION

AT A GLANCE





# CHARLOTTE HORNETS



## EASTERN CONFERENCE SOUTHEAST DIVISION

**Home Court:** Spectrum Center – 19,077 (2005)

**Office:** 333 E. Trade St., Charlotte, NC 28202

**Phone:** (704) 688-9000

**Website:** hornets.com

**Chairman:** Michael Jordan

**Managing Partner:** Curtis Polk

**President, Vice Chairman & Alternate Governor:** Fred Whitfield

**President of Basketball Operations & General Manager:** Mitch Kupchak

**Assistant General Manager:** Buzz Peterson

**Head Coach:** James Borrego

**Assistant Coaches:** Jay Triano, Chad Iske, Jay Hernandez, Ronald Nored, Dutch Gaitley, Nate Mitchell, Nick Friedman

**Director of Healthcare & Sports Performance/Head Athletic Trainer:** Joe Sharpe

**Strength & Conditioning Coach:** Adam Linens

**Equipment Manager:** Jason Rivera

**Communications:** Mike Cristaldi, Josh Rosen, Brian Travis, Maggie Yang

**Television:** FOX Sports Southeast, Eric Collins, Dell Curry, Ashley ShahAhmadi

**Radio:** WFNZ (610 AM), Sam Farber

## GRIZZLIES SERIES

**Overall:** 19-24

**Home:** 10-11

**Road:** 9-13

## LAST WIN/LOSS

	DATE	SCORE
<b>Last Home Win</b>	12/29/19	117-104
<b>Last Home Loss</b>	1/23/19	118-107
<b>Last Road Win</b>	11/13/19	119-117
<b>Last Road Loss</b>	2/1/19	100-92

## BIGGEST WIN/WORST LOSS

	DATE	MARGIN
<b>Biggest Win</b>	12/15/10	33
<b>Worst Loss</b>	3/22/18	61

## 2019-20 SEASON SERIES STATISTICS

### MEMPHIS VS. CHARLOTTE

PLAYER	G-GS	MIN	FG-FGA	PCT	3FG-FGA	PCT	FT-FTA	PCT	OFF	DEF	TOT	AST	PF-DQ	STL	TO	BLK	PTS	AVG	HI
Brooks	2-2	52	14-26	.538	5-11	.455	2-2	1.000	1	2	3	6	8-1	2	2	1	35	17.5	20
Guduric	1-0	20	6-9	.667	4-6	.667	1-1	1.000	0	2	2	0	0-0	1	1	1	17	17.0	17
Valanciunas	2-2	46	16-21	.762	0-0	---	2-2	1.000	8	14	22	7	6-0	0	7	1	34	17.0	18
Clarke	2-0	46	13-22	.591	2-5	.400	3-3	1.000	5	6	11	5	4-0	1	6	3	31	15.5	18
Allen	1-0	26	4-11	.364	3-9	.333	4-4	1.000	1	4	5	2	0-0	0	1	0	15	15.0	15
Ja. Jackson	2-2	55	11-21	.524	6-11	.545	2-2	1.000	2	16	18	1	6-0	1	2	3	30	15.0	16
Morant	2-2	58	12-23	.522	1-3	.333	4-5	.800	0	4	4	18	2-0	1	6	0	29	14.5	23
Hill	2-0	43	5-13	.385	4-10	.400	4-4	1.000	1	4	5	5	4-0	0	2	0	18	9.0	9
Melton	1-0	23	3-5	.600	1-2	.500	0-0	---	0	2	2	2	1-0	1	0	0	7	7.0	7
Anderson	2-1	40	5-15	.333	0-4	.000	1-3	.333	5	11	16	6	4-0	4	3	1	11	5.5	6
Crowder	1-1	32	1-5	.200	1-5	.200	0-0	---	1	2	3	1	3-0	1	3	0	3	3.0	3
Jones	2-0	38	3-10	.300	0-3	.000	0-0	---	1	3	4	9	2-0	2	4	0	6	3.0	6
Caboclo	1-0	1	0-1	.000	0-1	.000	0-0	---	0	0	0	0	1-0	0	0	0	0	0.0	0
Konchar	1-0	1	0-0	---	0-0	---	0-0	---	0	1	1	0	0-0	0	0	0	0	0.0	0
<b>GRIZZLIES</b>	<b>2</b>	<b>480</b>	<b>93-182</b>	<b>.511</b>	<b>27-70</b>	<b>.386</b>	<b>23-26</b>	<b>.885</b>	<b>25</b>	<b>71</b>	<b>96</b>	<b>62</b>	<b>41-1</b>	<b>14</b>	<b>38</b>	<b>10</b>	<b>236</b>	<b>118.0</b>	<b>119</b>

### CHARLOTTE VS. MEMPHIS

PLAYER	G-GS	MIN	FG-FGA	PCT	3FG-FGA	PCT	FT-FTA	PCT	OFF	DEF	TOT	AST	PF-DQ	STL	TO	BLK	PTS	AVG	HI
Rozier	2-2	74	16-28	.571	7-12	.583	3-3	1.000	0	7	7	14	2-0	3	10	0	42	21.0	33
Monk	2-0	55	16-31	.516	2-6	.333	4-6	.667	3	10	13	5	4-0	1	2	2	38	19.0	20
Graham	2-2	69	12-37	.324	7-22	.318	4-4	1.000	2	3	5	14	6-0	2	6	1	35	17.5	19
Zeller	2-1	53	11-16	.688	1-3	.333	7-9	.778	2	9	11	3	6-0	3	3	0	30	15.0	16
Bridges	2-2	59	9-21	.429	2-5	.400	2-2	1.000	4	7	11	8	2-0	1	3	1	22	11.0	14
Washington	2-2	55	7-16	.438	5-10	.500	2-5	.400	0	7	7	2	3-0	0	0	3	21	10.5	16
Biyoubo	1-0	33	4-7	.571	0-0	---	4-6	.667	2	4	6	0	1-0	2	0	2	12	6.0	10
Hernangomez	2-1	2	1-1	1.000	0-0	---	2-4	.500	1	0	1	0	1-0	0	0	0	4	4.0	4
Williams	2-0	37	2-7	.286	1-4	.250	3-6	.500	1	5	6	1	4-0	3	2	0	8	4.0	6
Co. Martin	2-0	36	1-7	.143	0-5	.000	5-6	.833	2	4	6	2	1-0	1	2	0	7	3.5	6
Kidd-Gilchrist	1-0	5	1-2	.500	0-0	---	0-0	---	1	2	3	0	1-0	0	1	0	2	2.0	2
Bacon	1-0	2	0-0	---	0-0	---	0-0	---	0	0	0	1	0-0	0	0	0	0	0.0	0
<b>HORNETS</b>	<b>2</b>	<b>480</b>	<b>80-173</b>	<b>.462</b>	<b>25-67</b>	<b>.373</b>	<b>36-51</b>	<b>.706</b>	<b>18</b>	<b>58</b>	<b>76</b>	<b>50</b>	<b>31-0</b>	<b>16</b>	<b>29</b>	<b>9</b>	<b>221</b>	<b>110.5</b>	<b>117</b>





## ALL-TIME SERIES

DATE	@	W/L	GRIZZ	OPP
11/24/95	@	L	104	116
3/31/96		L	88	121
<b>1995-96 SEASON: 0-2 H: 0-1 A: 0-1</b>				
12/9/96		L	91	107
3/11/97	@	L	92	98
<b>1996-97 SEASON: 0-2 H: 0-1 A: 0-1</b>				
1/9/98		L	90	98
2/5/98	@	L	93	108
<b>1997-98 SEASON: 0-2 H: 0-1 A: 0-1</b>				
NO GAMES				
<b>1998-99 SEASON: 0-0 H: 0-0 A: 0-0</b>				
11/24/99	@	L	73	89
12/3/99		L	94	113
<b>1999-00 SEASON: 0-2 H: 0-1 A: 0-1</b>				
1/3/01		W	99	89
3/14/01	@	L	95	100
<b>2000-01 SEASON: 1-1 H: 1-0 A: 0-1</b>				
2/3/02		L	79	97
2/17/02	@	W	92	78
<b>2001-02 SEASON: 1-1 H: 0-1 A: 1-0</b>				
1/14/05	@	W	109	89
4/10/05		W	102	95
<b>2004-05 SEASON: 2-0 H: 1-0 A: 1-0</b>				
3/26/06		W	102	95
4/12/06	@	W	96	88
<b>2005-06 SEASON: 2-0 H: 1-0 A: 1-0</b>				
11/3/06		W	96	83
3/10/07	@	W	115	107
<b>2006-07 SEASON: 2-0 H: 1-0 A: 1-0</b>				
1/19/08	@	L	87	105
3/17/08		W	98	80
<b>2007-08 SEASON: 1-1 H: 1-0 A: 0-1</b>				
12/19/08		L	83	112
1/21/09	@	L	86	101
<b>2008-09 SEASON: 0-2 H: 0-1 A: 0-1</b>				

DATE	@	W/L	GRIZZ	OPP
1/9/10	@	L	87	89
2/26/10		L	89	93
<b>2009-10 SEASON: 0-2 H: 0-1 A: 0-1</b>				
12/15/10		W	113	80
1/10/11	@	L	82	96
<b>2010-11 SEASON: 1-1 H: 1-0 A: 0-1</b>				
4/20/12	@	W	85	80
<b>2011-12 SEASON: 1-0 H: 0-0 A: 1-0</b>				
11/17/12	@	W	94	87
4/9/13		W	94	75
<b>2012-13 SEASON: 2-0 H: 1-0 A: 1-0</b>				
2/22/14	@	L	89	92
3/8/14		W	111	89
<b>2013-14 SEASON: 1-1 H: 1-0 A: 1-0</b>				
11/1/14	@	W	71	69
12/12/14 **		W	113	107
<b>2014-15 SEASON: 2-0 H: 1-0 A: 1-0</b>				
12/11/15		L	99	123
12/26/15	@	L	92	98
<b>2015-16 SEASON: 0-2 H: 0-1 A: 0-1</b>				
11/21/16	@	W	105	90
11/28/16		L	85	104
<b>2016-17 SEASON: 1-1 H: 0-1 A: 1-0</b>				
10/30/17		L	99	104
3/22/18	@	L	79	140
<b>2017-18 SEASON: 0-2 H: 0-1 A: 0-1</b>				
1/23/19		L	107	118
2/1/19	@	L	92	100
<b>2018-19 SEASON: 0-2 H: 0-1 A: 0-1</b>				
11/13/19	@	W	119	117
12/29/19		W	117	104
<b>2019-20 SEASON: 2-0 H: 1-0 A: 1-0</b>				

\* OT | \*\* 2OT | \*\*\* 3OT

INTRO

PLAYERS

EXECUTIVE

B-BALL OPS

BUSINESS OPS

MEDIA

HISTORY

PLAYOFFS

REVIEW

OPPONENTS

NBA

FEDERATION

AT A GLANCE





# CHICAGO BULLS



## EASTERN CONFERENCE CENTRAL DIVISION

**Home Court:** United Center – 20,917 (1994)  
**Office:** 1901 W. Madison St., Chicago, IL 60612  
**Phone:** (312) 455-4000  
**Website:** bulls.com

**Chairman/Alternate NBA Governor:** Jerry Reinsdorf

**President & Chief Operating Officer/NBA Governor:** Michael Reinsdorf

**Executive Vice President - Basketball Operations:** Arturas Karnisovas

**Senior Advisors of Basketball Operations:** John Paxson, Doug Collins

**General Manager:** Marc Eversley

**Associate General Managers:** JJ Polk, Steve Weinman

**Head Coach:** Billy Donovan

**Assistant Coaches:** Maurice Cheeks, Chris Fleming, Josh Longstaff, John Bryant, Damian Cotter, Billy Schmidt

**Assistant to the Head Coach:** Paul Miller

**Head Athletic Trainer:** Todd Campbell

**Head Strength & Conditioning Coach:** Matthew Johnson

**Communications:** Susan Goodenow, Tim Hallam, Matt Yob, Beth Grady, Kristen Deahl

**Television:** NBC Sports Chicago, Adam Amin, Stacey King

**Radio (English):** WSCR-AM 670, Chuck Swirsky, Bill Wennington

## GRIZZLIES SERIES

**Overall:** 20-29

**Home:** 13-11

**Road:** 7-18

## LAST WIN/LOSS

	DATE	SCORE
Last Home Win	4/5/16	108-92
Last Home Loss	10/25/19	110-102
Last Road Win	3/15/17	98-91
Last Road Loss	12/4/19	106-99

## BIGGEST WIN/WORST LOSS

	DATE	MARGIN
Biggest Win	3/12/03	29
Worst Loss	1/13/07	45

## 2019-20 SEASON SERIES STATISTICS

### MEMPHIS VS. CHICAGO

PLAYER	G-GS	MIN	FG-FGA	PCT	3FG-FGA	PCT	FT-FTA	PCT	OFF	DEF	TOT	AST	PF-DQ	STL	TO	BLK	PTS	AVG	HI
Valanciunas	2-2	47	16-27	.593	0-0	---	10-12	.833	8	18	26	1	5-0	3	5	1	42	21.0	32
Ja. Jackson	2-2	58	15-37	.405	3-8	.375	5-8	.625	7	11	18	3	8-0	2	5	3	38	19.0	23
Clarke	1-0	25	7-9	.778	0-1	.000	0-0	---	1	4	5	1	3-0	1	0	3	14	14.0	14
Crowder	2-2	65	10-26	.385	6-20	.300	2-2	1.000	2	13	15	7	4-0	1	2	0	28	14.0	15
Morant	1-1	28	3-9	.333	1-1	1.000	3-4	.750	2	1	3	5	1-0	3	4	0	10	10.0	10
Allen	2-0	43	6-12	.500	3-6	.500	3-4	.750	0	8	8	4	5-0	1	1	0	18	9.0	12
Anderson	1-0	20	4-6	.667	1-1	1.000	0-2	.000	0	5	5	5	0-0	1	0	1	9	9.0	9
Melton	1-0	30	3-8	.375	0-1	.000	2-2	1.000	1	4	5	7	4-0	3	4	0	8	8.0	8
Brooks	2-2	54	4-23	.174	2-8	.250	1-1	1.000	1	5	6	2	11-1	4	3	2	11	5.5	6
Jones	2-1	42	3-12	.250	0-4	.000	4-4	1.000	0	4	4	6	2-0	0	3	0	10	5.0	6
Guduric	2-0	22	3-9	.333	1-4	.250	2-2	1.000	2	1	3	1	2-0	0	2	0	9	4.5	7
Caboclo	1-0	13	1-3	.333	0-1	.000	0-0	---	2	0	2	1	0-0	0	0	2	2	2.0	2
Hill	1-0	29	1-8	.125	0-4	.000	0-0	---	0	2	2	5	4-0	3	1	0	2	2.0	2
Tolliver (TOT)	1-0	9	0-3	.000	0-3	.000	0-0	---	0	1	1	1	0-0	1	0	0	0	0.0	0
Watanabe	1-0	4	0-1	.000	0-0	---	0-0	---	0	0	0	0	0-0	0	0	0	0	0.0	0
<b>GRIZZLIES</b>	<b>2</b>	<b>480</b>	<b>76-190</b>	<b>.400</b>	<b>17-59</b>	<b>.288</b>	<b>32-41</b>	<b>.780</b>	<b>26</b>	<b>76</b>	<b>102</b>	<b>48</b>	<b>49-1</b>	<b>22</b>	<b>32</b>	<b>12</b>	<b>201</b>	<b>100.5</b>	<b>102</b>

### CHICAGO VS. MEMPHIS

PLAYER	G-GS	MIN	FG-FGA	PCT	3FG-FGA	PCT	FT-FTA	PCT	OFF	DEF	TOT	AST	PF-DQ	STL	TO	BLK	PTS	AVG	HI
LaVine	2-2	67	20-36	.556	6-13	.462	16-21	.762	1	11	12	7	4-0	4	6	2	62	31.0	37
White	2-0	53	11-24	.458	5-11	.455	1-3	.333	1	10	11	3	4-0	0	2	0	28	14.0	25
Markkanen	2-2	61	9-24	.375	5-18	.278	1-2	.500	3	13	16	4	3-0	0	7	3	24	12.0	15
Carter	2-2	59	7-12	.583	0-2	.000	9-12	.750	4	16	20	0	10-1	2	6	5	23	11.5	16
Satoransky	2-2	55	5-17	.294	0-4	.000	12-14	.857	4	5	9	10	3-0	7	3	1	22	11.0	13
Dunn	2-1	51	7-16	.438	2-6	.333	0-0	---	2	4	6	8	9-1	4	3	2	16	8.0	10
Valentine	1-0	16	3-7	.429	2-5	.400	0-0	---	0	4	4	2	3-0	0	1	0	8	8.0	8
Young	2-0	40	6-17	.353	2-6	.333	2-2	1.000	1	1	2	5	2-0	1	3	1	16	8.0	9
Gafford	1-0	15	1-1	1.000	0-0	---	2-4	.500	1	1	2	0	2-0	0	0	4	4	4.0	4
Porter	1-1	21	1-6	.167	1-4	.250	1-1	1.000	1	2	3	0	2-0	1	1	0	4	4.0	4
Harrison	1-0	4	1-1	1.000	0-0	---	1-2	.500	0	1	1	0	0-0	0	0	0	3	3.0	3
Kornet	1-0	9	1-4	.250	1-3	.333	0-0	---	0	2	2	0	1-0	0	0	1	3	3.0	3
Arcidiacono	2-0	29	1-5	.200	1-3	.333	0-0	---	1	6	7	1	0-0	0	1	1	3	1.5	3
<b>BULLS</b>	<b>2</b>	<b>480</b>	<b>73-170</b>	<b>.429</b>	<b>25-75</b>	<b>.333</b>	<b>45-61</b>	<b>.738</b>	<b>19</b>	<b>76</b>	<b>95</b>	<b>40</b>	<b>43-2</b>	<b>19</b>	<b>35</b>	<b>20</b>	<b>216</b>	<b>108.0</b>	<b>110</b>





## ALL-TIME SERIES

DATE	@	W/L	GRIZZ	OPP
11/30/95		L	88	94
1/24/96	@	L	84	104
<b>1995-96 SEASON: 0-2 H: 0-1 A: 0-1</b>				
11/5/96	@	L	73	96
1/28/97		L	96	111
<b>1996-97 SEASON: 0-2 H: 0-1 A: 0-1</b>				
1/27/98		L	85	103
3/20/98	@	L	92	98
<b>1997-98 SEASON: 0-2 H: 0-1 A: 0-1</b>				
4/4/99	@	L	87	88
<b>1998-99 SEASON: 0-1 H: 0-0 A: 0-1</b>				
2/4/00		W	101	76
2/22/00	@	W	85	81
<b>1999-00 SEASON: 2-0 H: 1-0 A: 1-0</b>				
2/3/01		W	91	84
2/24/01	@	L	75	90
<b>2000-01 SEASON: 1-1 H: 1-0 A: 0-1</b>				
12/26/01		W	107	85
1/26/02	@	L	92	95
<b>2001-02 SEASON: 1-1 H: 1-0 A: 0-1</b>				
11/16/02	@	L	93	111
3/12/03		W	124	95
<b>2002-03 SEASON: 1-1 H: 1-0 A: 0-1</b>				
1/15/04		W	108	93
2/21/04	@	W	105	98
<b>2003-04 SEASON: 2-0 H: 1-0 A: 1-0</b>				
12/15/04		L	88	96
3/28/05	@	L	86	94
<b>2004-05 SEASON: 0-2 H: 0-1 A: 0-1</b>				
12/23/05		W	95	77
1/7/06	@	L	82	111
<b>2005-06 SEASON: 1-1 H: 1-0 A: 0-1</b>				
1/13/07	@	L	66	111
3/17/07		W	104	103
<b>2006-07 SEASON: 1-1 H: 1-0 A: 0-1</b>				
1/21/08		W	104	90
3/4/08	@	L	97	112
<b>2007-08 SEASON: 1-1 H: 1-0 A: 0-1</b>				

DATE	@	W/L	GRIZZ	OPP
11/1/08	@	L	86	96
12/12/08		W	103	96
<b>2008-09 SEASON: 1-1 H: 1-0 A: 0-1</b>				
3/4/10	@	W	105	96
3/16/10		W	104	97
<b>2009-10 SEASON: 2-0 H: 1-0 A: 1-0</b>				
1/17/11		L	84	96
3/25/11	@	L	96	99
<b>2010-11 SEASON: 0-2 H: 0-1 A: 0-1</b>				
1/1/12	@	L	64	104
1/16/12		W	102	86
<b>2011-12 SEASON: 1-1 H: 1-0 A: 0-1</b>				
12/17/12		W	80	71
1/19/13*	@	W	85	82
<b>2012-13 SEASON: 2-0 H: 1-0 A: 1-0</b>				
12/30/13		L	91	95
3/7/14	@	W	85	77
<b>2013-14 SEASON: 1-1 H: 0-1 A: 1-0</b>				
12/19/14		L	97	103
3/9/15	@	W	101	91
<b>2014-15 SEASON: 1-1 H: 0-1 A: 1-0</b>				
12/16/15	@	L	85	98
4/5/16		W	108	92
<b>2015-16 SEASON: 1-1 H: 1-0 A: 0-1</b>				
1/15/17		L	104	108
3/15/17	@	W	98	91
<b>2016-17 SEASON: 1-1 H: 0-1 A: 1-0</b>				
3/7/18	@	L	110	119
3/15/18		L	110	111
<b>2017-18 SEASON: 0-2 H: 0-1 A: 0-1</b>				
2/13/19	@	L	110	122
2/27/19		L	107	109
<b>2018-19 SEASON: 0-2 H: 0-1 A: 0-1</b>				
10/25/19		L	102	110
12/4/19	@	L	99	106
<b>2019-20 SEASON: 0-2 H: 0-1 A: 0-1</b>				

\* OT | \*\* 2OT | \*\*\* 3OT

INTRO

PLAYERS

EXECUTIVE

B-BALL OPS

BUSINESS OPS

MEDIA

HISTORY

PLAYOFFS

REVIEW

OPPONENTS

NBA

FEDERATION

ATA GLANCE





# CLEVELAND CAVALIERS



## EASTERN CONFERENCE CENTRAL DIVISION

**Home Court:** Rocket Mortgage FieldHouse – 19,432 (1994)

**Office:** One Center Court, Cleveland, OH 44115

**Phone:** (216) 420-2000 **Website:** cavs.com

**Chairman:** Dan Gilbert

**General Manager:** Koby Altman

**Assistant General Manager:** Mike Gansey

**Basketball Chief of Staff/Team Counsel:** Jason Hillman

**Head Coach:** J.B. Bickerstaff

**Assistant Coaches:** Antonio Lang, Greg Buckner, Dan Geriot, Lindsay Gottlieb, JJ Outlaw

**Head Athletic Trainer:** Steve Spiro

**Head Strength and Conditioning Coach:** Derek Millander

**Chief Executive Officer:** Len Komoroski

**Communications:** B.J. Evans, Jeff Schaefer, Cherome Owens, Alyssa Dombrowski

**Television:** FOX Sports Ohio, John Michael, Austin Carr, Angel Gray

**Radio (English):** WTAM 1100 AM, Tim Alcorn, Jim Chones, Mike Snyder

**Radio (Spanish):** Power 89.1 WZNZ FM, Rafael Hernandez Brito

## GRIZZLIES SERIES

**Overall:** 17-30

**Home:** 13-11

**Road:** 4-19

## LAST WIN/LOSS

	DATE	SCORE
Last Home Win	1/17/20	113-109
Last Home Loss	2/23/18	112-89
Last Road Win	3/7/16	106-103
Last Road Loss	12/20/19	114-107

## BIGGEST WIN/WORST LOSS

	DATE	MARGIN
Biggest Win	3/19/03	27
Worst Loss	10/28/15	30

## 2019-20 SEASON SERIES STATISTICS

### MEMPHIS VS. CLEVELAND

PLAYER	G-GS	MIN	FG-FGA	PCT	3FG-FGA	PCT	FT-FTA	PCT	OFF	DEF	TOT	AST	PF-QD	STL	TO	BLK	PTS	AVG	HI
Brooks	2-2	61	14-32	.438	8-16	.500	6-6	1.000	1	8	9	5	7-0	2	2	1	42	21.0	26
Ja. Jackson	2-2	54	13-30	.433	4-15	.267	4-4	1.000	0	4	4	1	7-0	1	0	2	34	17.0	24
Morant	2-2	62	11-25	.440	0-3	.000	2-2	1.000	1	9	10	19	3-0	3	8	1	24	12.0	16
Valanciunas	2-2	63	11-24	.458	0-2	.000	0-2	.000	9	23	32	6	4-0	0	3	8	22	11.0	14
Clarke	2-0	43	9-14	.643	1-2	.500	2-2	1.000	1	4	5	4	6-0	0	0	2	21	10.5	15
Allen	2-0	27	8-11	.727	3-5	.600	1-3	.333	0	2	2	2	2-0	0	0	0	20	10.0	11
Crowder	2-2	58	8-23	.348	1-12	.083	2-3	.667	2	10	12	5	1-0	5	0	1	19	9.5	10
Hill	2-0	29	5-10	.500	2-6	.333	1-2	.500	0	1	1	2	2-0	1	1	0	13	6.5	7
Melton	2-0	38	4-9	.444	2-4	.500	1-3	.333	2	6	8	8	3-0	6	4	0	11	5.5	8
Jones	2-0	34	4-10	.400	1-2	.500	0-0	---	1	4	5	10	0-0	1	0	1	9	4.5	7
Anderson	2-0	12	2-3	.667	1-2	.500	0-0	---	0	2	2	1	1-0	1	0	0	5	2.5	3
GRIZZLIES	2	480	89-191	.466	23-69	.333	19-27	.704	17	73	90	63	36-0	20	19	16	220	110.0	113

### CLEVELAND VS. MEMPHIS

PLAYER	G-GS	MIN	FG-FGA	PCT	3FG-FGA	PCT	FT-FTA	PCT	OFF	DEF	TOT	AST	PF-QD	STL	TO	BLK	PTS	AVG	HI
Clarkson	1-0	30	12-17	.706	6-8	.750	3-5	.600	2	4	6	1	2-0	0	1	1	33	33.0	33
Love	2-2	63	11-25	.440	5-17	.294	13-19	.684	2	20	22	3	3-0	0	3	0	40	20.0	21
Sexton	2-2	62	13-37	.351	3-9	.333	8-9	.889	2	5	7	9	6-0	0	5	1	37	18.5	28
Garland	2-2	60	8-22	.364	3-10	.300	6-6	1.000	3	4	7	8	1-0	2	5	0	25	12.5	14
McKinnie	1-0	27	6-7	.857	0-1	.000	0-0	---	3	7	10	0	3-0	2	1	1	12	12.0	12
Nance	2-0	44	9-13	.692	2-4	.500	0-2	.000	2	9	11	3	2-0	3	1	0	20	10.0	16
Osman	2-2	43	7-17	.412	3-10	.300	0-0	---	3	3	6	2	3-0	0	2	0	17	8.5	13
Porter	1-0	23	3-7	.429	1-3	.333	0-0	---	0	5	5	0	3-0	1	2	0	7	7.0	7
Thompson	2-2	57	6-19	.316	0-0	---	1-1	1.000	11	12	23	4	4-0	1	4	2	13	6.5	10
Henson	2-0	29	3-10	.300	1-4	.250	4-7	.571	3	6	9	5	2-0	0	1	7	11	5.5	8
Exum (CLE)	1-0	16	2-5	.400	1-3	.333	0-0	---	0	2	2	0	1-0	0	1	0	5	5.0	5
Dellavedova	2-0	28	1-5	.200	1-4	.250	0-0	---	1	1	2	9	1-0	1	3	0	3	1.5	3
CAVALIERS	2	480	81-184	.440	26-73	.356	35-49	.714	32	78	110	44	31-0	10	31	12	223	111.5	114





## ALL-TIME SERIES

DATE	@	W/L	GRIZZ	OPP
1/18/96		L	90	98
3/24/96	@	L	85	90
<b>1995-96 SEASON: 0-2 H: 0-1 A: 0-1</b>				
11/8/96	@	L	72	88
2/23/97		L	84	91
<b>1996-97 SEASON: 0-2 H: 0-1 A: 0-1</b>				
12/5/97		L	98	107
2/25/98	@	L	101	106
<b>1997-98 SEASON: 0-2 H: 0-1 A: 0-1</b>				
NO GAMES				
<b>1998-99 SEASON: 0-0 H: 0-0 A: 0-0</b>				
1/14/00		L	80	82
2/21/00 *	@	L	108	109
<b>1999-00 SEASON: 0-2 H: 0-1 A: 0-1</b>				
1/13/01		W	119	107
3/22/01	@	L	95	109
<b>2000-01 SEASON: 1-1 H: 1-0 A: 0-1</b>				
11/17/01		W	98	93
11/21/01	@	L	94	101
<b>2001-02 SEASON: 1-1 H: 1-0 A: 0-1</b>				
3/8/03	@	W	115	89
3/19/03		W	128	101
<b>2002-03 SEASON: 2-0 H: 1-0 A: 1-0</b>				
11/29/03 **	@	W	122	115
4/7/04		W	92	74
<b>2003-04 SEASON: 2-0 H: 1-0 A: 1-0</b>				
12/13/04		L	86	92
1/26/05	@	L	111	114
<b>2004-05 SEASON: 0-2 H: 0-1 A: 0-1</b>				
11/5/05		W	113	106
11/11/05	@	L	70	89
<b>2005-06 SEASON: 1-1 H: 1-0 A: 0-1</b>				
11/21/06	@	L	94	97
3/14/07		L	96	118
<b>2006-07 SEASON: 0-2 H: 0-1 A: 0-1</b>				
1/15/08 *		L	124	132
2/24/08	@	L	89	109
<b>2007-08 SEASON: 0-2 H: 0-1 A: 0-1</b>				

DATE	@	W/L	GRIZZ	OPP
1/13/09		L	87	102
2/24/09	@	L	79	94
<b>2008-09 SEASON: 0-2 H: 0-1 A: 0-1</b>				
12/8/09 *		W	111	109
2/2/10	@	L	89	105
<b>2009-10 SEASON: 1-1 H: 1-0 A: 0-1</b>				
11/27/10	@	L	86	92
2/4/11		W	112	105
<b>2010-11 SEASON: 1-1 H: 1-0 A: 0-1</b>				
4/23/12		W	109	101
<b>2011-12 SEASON: 1-0 H: 1-0 A: 0-0</b>				
11/26/12		W	84	78
3/8/13		W	103	92
<b>2012-13 SEASON: 2-0 H: 1-0 A: 1-0</b>				
2/9/14 *	@	L	83	91
3/1/14		W	110	96
<b>2013-14 SEASON: 1-1 H: 1-0 A: 0-1</b>				
12/21/14	@	L	91	105
3/25/15		L	89	111
<b>2014-15 SEASON: 0-2 H: 0-1 A: 0-1</b>				
10/28/15		L	76	106
3/7/16	@	W	106	103
<b>2015-16 SEASON: 1-1 H: 0-1 A: 1-0</b>				
12/13/16	@	L	86	103
12/14/16		W	93	85
<b>2016-17 SEASON: 1-1 H: 1-0 A: 0-1</b>				
12/2/17	@	L	111	116
2/23/18		L	89	112
<b>2017-18 SEASON: 0-2 H: 0-1 A: 0-1</b>				
12/26/18		W	95	87
2/23/19	@	L	107	112
<b>2018-19 SEASON: 1-1 H: 1-0 A: 0-1</b>				
12/20/19	@	L	107	114
1/17/20		W	113	109
<b>2019-20 SEASON: 1-1 H: 1-0 A: 0-1</b>				

\* OT | \*\* 2OT | \*\*\* 3OT

INTRO

PLAYERS

EXECUTIVE

B-BALL OPS

BUSINESS OPS

MEDIA

HISTORY

PLAYOFFS

REVIEW

OPPONENTS

NBA

FEDERATION

AT A GLANCE





# DALLAS MAVERICKS



## WESTERN CONFERENCE SOUTHWEST DIVISION

**Home Court:** American Airlines Center – 19,200 (2001)

**Office:** 2500 Victory Avenue, Dallas, TX 75219

**Phone:** (214) 747-6287 **Website:** mavs.com

**Proprietor:** Mark Cuban

**CEO:** Cynt Marshall

**President of Basketball Operations/General Manager:** Donn Nelson

**Head Coach:** Rick Carlisle

**Assistant Coaches:** Jamahl Mosley, Mike Weiner, Zach Guthrie, Darrell Armstrong, Jenny Boucek

**Assistant General Manager:** Keith Grant

**Vice President of Basketball Operations:** Michael Finley

**Director of Player Health and Performance:** Casey Smith

**Head Athletic Trainer:** Dionne Calhoun

**Communications Staff:** Scott Tomlin, Alan Rakowski, Renee Felton, Dave Maurer

**Television:** FOX Sports Southwest, Mark Followill, Derek Harper, Jeff Wade

**Radio (English):** ESPN Radio (103.3 FM), Chuck Cooperstein, Brad Davis

## GRIZZLIES SERIES

**Overall:** 30-67

**Home:** 17-31

**Road:** 13-36

## LAST WIN/LOSS

	DATE	SCORE
Last Home Win	11/19/18	98-88
Last Home Loss	11/9/19	138-122
Last Road Win	2/5/20	121-107
Last Road Loss	3/6/20	121-96

## BIGGEST WIN/WORST LOSS

	DATE	MARGIN
Biggest Win	3/2/19	30
Worst Loss	1/25/01	37

## 2019-20 SEASON SERIES STATISTICS

### MEMPHIS VS. DALLAS

PLAYER	G-GS	MIN	FG-FGA	PCT	3FG-FGA	PCT	FT-FTA	PCT	OFF	DEF	TOT	AST	PF-DQ	STL	TO	BLK	PTS	AVG	HI
Ja. Jackson	2-2	61	17-32	.531	6-14	.429	2-4	.500	2	8	10	5	7-0	1	6	3	42	21.0	23
Clarke	1-0	24	7-10	.700	1-2	.500	3-4	.750	3	3	6	3	2-0	0	1	1	18	18.0	18
Crowder	1-1	31	6-12	.500	4-9	.444	2-2	1.000	0	4	4	4	2-0	3	1	2	18	18.0	18
Morant	2-2	63	14-23	.609	2-5	.400	2-2	1.000	1	4	5	11	3-0	0	8	0	32	16.0	21
Jones	3-1	66	18-26	.692	6-9	.667	0-1	.000	0	4	4	18	2-0	4	3	0	42	14.0	19
Jo. Jackson	2-0	42	9-23	.391	4-13	.308	1-2	.500	2	6	8	4	7-0	2	2	1	23	11.5	16
Brooks	3-3	83	12-35	.343	4-14	.286	5-5	1.000	6	10	16	8	12-0	3	4	0	33	11.0	15
Valanciunas	3-3	79	13-25	.520	0-4	.000	6-6	1.000	2	22	24	4	5-0	0	3	1	32	10.7	14
Anderson	3-2	77	10-18	.556	1-5	.200	3-4	.750	4	12	16	12	9-0	2	3	3	24	8.0	12
Caboclo	1-0	10	4-6	.667	0-0	---	0-0	---	1	3	4	1	1-0	1	1	1	8	8.0	8
Guduric	2-0	32	5-10	.500	1-3	.333	3-3	1.000	1	3	4	5	1-0	2	2	0	14	7.0	14
Melton	3-1	63	8-25	.320	1-6	.167	4-6	.667	1	11	12	7	3-0	3	6	2	21	7.0	11
Uthoff	1-0	4	1-4	.250	0-2	.000	2-2	1.000	1	0	1	0	0-0	0	0	0	4	4.0	4
Tolliver (MEM)	1-0	21	3-5	.600	2-3	.667	0-0	---	0	4	4	0	1-0	1	2	0	8	8.0	8
Hill	1-0	15	1-3	.333	1-2	.500	0-2	.000	1	4	5	0	3-0	0	0	0	3	3.0	3
Konchar	2-0	23	3-4	.750	0-0	---	0-0	---	2	3	5	3	0-0	0	1	0	6	3.0	6
Watanabe	3-0	8	4-4	1.000	0-0	---	0-0	---	2	2	4	0	1-0	1	1	0	8	2.7	4
Dieng (MEM)	1-0	18	1-3	.333	0-0	---	1-4	.250	0	6	6	2	2-0	0	0	0	3	3.0	3
GRIZZLIES	3	720	136-268	.507	33-91	.363	34-47	.723	29	109	138	87	61-0	23	46	14	339	113.0	122

### DALLAS VS. MEMPHIS

PLAYER	G-GS	MIN	FG-FGA	PCT	3FG-FGA	PCT	FT-FTA	PCT	OFF	DEF	TOT	AST	PF-DQ	STL	TO	BLK	PTS	AVG	HI
Porzingis	2-2	58	19-39	.487	9-20	.450	11-12	.917	3	20	23	6	7-0	5	1	5	58	29.0	32
Donic	2-2	59	16-36	.444	4-14	.286	9-13	.692	3	15	18	14	1-0	4	3	0	45	22.5	24
Hardaway	2-1	56	10-27	.370	7-15	.467	7-7	1.000	0	6	6	2	3-0	1	3	0	34	17.0	20
Brunson	2-1	52	12-22	.545	3-7	.429	6-6	1.000	0	4	4	10	3-0	2	5	0	33	16.5	20
Curry	2-2	40	11-21	.524	4-10	.400	5-5	1.000	0	2	2	1	3-0	0	4	0	31	15.5	16
Powell	1-0	29	5-8	.625	0-1	.000	1-3	.333	2	5	7	3	3-0	2	2	1	11	11.0	11
Lee	2-1	41	8-10	.800	5-7	.714	0-0	---	1	5	6	3	2-0	2	2	1	21	10.5	13
Jackson	3-0	72	11-26	.423	7-13	.538	1-2	.500	5	4	9	4	1-0	0	1	0	30	10.0	17
Kleber	3-3	85	11-26	.423	8-17	.471	0-0	---	7	7	14	4	5-0	1	1	3	30	10.0	11
Finney-Smith	2-2	58	7-18	.389	2-10	.200	0-0	---	4	4	8	4	3-0	2	4	2	16	8.0	11
Wright	3-0	74	9-20	.450	1-6	.167	5-6	.833	5	14	19	14	2-0	3	3	0	24	8.0	11
Cauley-Stein (DAL)	2-0	23	4-7	.571	0-0	---	0-0	---	4	3	7	3	3-0	0	1	3	8	4.0	4
Marjanovic	3-1	24	6-12	.500	1-2	.500	5-5	1.000	3	4	7	3	2-0	1	2	1	18	6.0	9
Barea	1-0	15	1-7	.143	1-6	.167	0-0	---	0	2	2	3	0-0	0	0	0	3	3.0	3
Brookhoff	2-0	15	1-3	.333	1-2	.500	0-0	---	0	1	1	1	1-0	0	0	1	3	1.5	3
Cleveland	1-0	4	0-1	.000	0-0	---	1-2	.500	0	0	0	0	2-0	1	0	1	1	1.0	1
Kidd-Gilchrist (DAL)	1-0	15	0-3	.000	0-2	.000	0-0	---	0	4	4	1	2-0	0	2	0	0	0.0	0
MAVERICKS	3	720	131-286	.458	53-132	.402	51-61	.836	37	100	137	76	43-0	24	35	20	366	122.0	138





## ALL-TIME SERIES

DATE	@	W/L	GRIZZ	OPP
11/7/95	@	L	88	99
11/13/95		L	89	94
12/28/95 **	@	L	101	103
3/1/96		L	111	119

1995-96 SEASON: 0-4 H: 0-2 A: 0-2

12/7/96	@	L	85	96
12/19/96		L	98	105
2/17/97		L	95	100
4/12/97	@	W	96	85

1996-97 SEASON: 1-3 H: 0-2 A: 1-1

10/31/97		L	88	90
11/4/97	@	L	87	92
2/2/98	@	L	90	104
3/31/98		L	101	104

1997-98 SEASON: 0-4 H: 0-2 A: 0-2

2/24/99		W	96	92
3/13/99	@	L	74	91
4/27/99	@	L	75	84

1998-99 SEASON: 1-2 H: 1-0 A: 0-2

12/7/99	@	W	104	95
2/6/00 *		L	99	103
4/2/00		L	86	100
4/16/00	@	L	106	114

1999-00 SEASON: 1-3 H: 0-2 A: 1-1

11/8/00	@	W	101	74
11/18/00		L	88	91
1/25/01	@	L	83	120
2/27/01		L	112	116

2000-01 SEASON: 1-3 H: 0-2 A: 1-1

11/4/01		L	85	94
1/17/02		L	97	108
2/26/02	@	L	91	104
3/23/02	@	L	100	111

2001-02 SEASON: 0-4 H: 0-2 A: 0-2

10/30/02		L	108	119
12/14/02	@	L	87	104
2/14/03		L	103	110
3/1/03	@	L	87	114

2002-03 SEASON: 0-4 H: 0-2 A: 0-2

11/15/03 *		W	108	101
12/27/03	@	L	98	104
2/17/04		W	109	92
4/13/04	@	L	103	110

2003-04 SEASON: 2-2 H: 2-0 A: 0-2

11/6/04	@	L	88	112
11/27/04		L	85	98
4/11/05	@	L	89	110
4/20/05		L	88	108

2004-05 SEASON: 0-4 H: 0-2 A: 0-2

11/26/05	@	W	112	92
12/9/05		L	83	90
2/1/06		L	80	81
2/23/06	@	L	87	97

2005-06 SEASON: 1-3 H: 0-2 A: 1-1

DATE	@	W/L	GRIZZ	OPP
11/17/06		L	103	115
11/18/06	@	L	84	89
1/31/07		L	94	95
2/7/07	@	L	97	113

2006-07 SEASON: 0-4 H: 0-2 A: 0-2

11/17/07	@	L	105	108
1/28/08		L	84	103
2/8/08	@	L	81	92
2/22/08		L	83	98

2007-08 SEASON: 0-4 H: 0-2 A: 0-2

11/21/08	@	L	76	91
12/23/08	@	L	82	100
1/4/09		W	102	82
4/3/09		W	107	102

2008-09 SEASON: 2-2 H: 2-0 A: 0-2

12/4/09		W	98	82
12/26/09	@	L	101	106
3/31/10 *		L	102	106
4/7/10	@	L	84	110

2009-10 SEASON: 1-3 H: 1-1 A: 0-2

10/29/10	@	W	91	90
11/10/10		L	91	106
1/15/11		W	89	70
3/6/11	@	W	104	103

2010-11 SEASON: 3-1 H: 1-1 A: 2-0

2/29/12		W	96	85
4/4/12	@	L	85	95
4/7/12		W	94	89

2011-12 SEASON: 2-1 H: 2-0 A: 0-1

12/21/12		W	92	82
1/12/13	@	L	83	104
2/27/13		W	90	84
4/15/13	@	W	103	97

2012-13 SEASON: 3-1 H: 2-0 A: 1-1

11/2/13	@	L	99	111
12/18/13	@	L	91	105
2/5/14		L	96	110
4/16/14 *		W	106	105

2013-14 SEASON: 1-3 H: 1-1 A: 0-2

12/9/14		W	114	105
1/19/15		L	95	103
1/27/15	@	W	109	90
3/20/15	@	W	112	101

2014-15 SEASON: 3-1 H: 1-1 A: 2-0

11/24/15		W	110	96
12/18/15	@	L	88	97
2/6/16 *		L	110	114
4/8/16	@	L	93	103

2015-16 SEASON: 1-3 H: 1-1 A: 0-2

11/18/16	@	W	80	64
3/3/17	@	L	100	104
3/31/17		W	99	90
4/12/17		L	93	100

2016-17 SEASON: 2-2 H: 1-1 A: 1-1

DATE	@	W/L	GRIZZ	OPP
10/25/17	@	L	94	103
10/26/17		W	96	91
11/22/17		L	94	95
3/10/18	@	L	80	114

2017-18 SEASON: 1-3 H: 1-1 A: 0-2

11/19/18		W	98	88
3/2/19	@	W	111	81
4/5/19	@	W	122	112
4/7/19 *		L	127	129

2018-19 SEASON: 3-1 H: 1-1 A: 2-0

11/9/19		L	122	138
2/5/20	@	W	121	107
3/6/20	@	L	96	121

2019-20 SEASON: 1-2 H: 0-1 A: 1-1

\* OT | \*\* 2OT | \*\*\* 3OT

INTRO

PLAYERS

EXECUTIVE

B-BALL OPS

BUSINESS OPS

MEDIA

HISTORY

PLAYOFFS

REVIEW

OPPONENTS

NBA

FEDERATION

AT A GLANCE





# DENVER NUGGETS



## WESTERN CONFERENCE NORTHWEST DIVISION

**Home Court:** Ball Arena - 19,520 (1999)  
**Office:** 1000 Chopper Circle, Denver, CO 80204  
**Phone:** (303) 405-1100  
**Website:** nuggets.com

**Owner:** E. Stanley Kroenke

**President and Governor:** Josh Kroenke

**President of Basketball Operations:** Tim Connelly

**General Manager:** Calvin Booth

**Assistant General Manager:** Tommy Balcetis

**Head Coach:** Michael Malone

**Assistant Coaches:** Wes Unseld Jr., David Adelman, Jordi Fernandez,  
Ryan Bowen, Charles Klask, John Beckett

**Advance Scout/Assistant Coach:** Elvis Valcarcel

**Head Athletic Trainer:** Dan Shimensky

**Director of Performance/Head Strength & Conditioning Coach:** Felipe Eichenberger

**Communications:** Nick O'Hayre, Cody Wise, Steven Blevins

**Television:** Altitude Sports & Entertainment, Chris Marlowe, Scott Hastings,  
Chris Dempsey, Vic Lombardi, Katy Winge

**Radio:** Altitude Radio Network (92.5 FM), Jason Kosmicki

## GRIZZLIES SERIES

**Overall:** 36-56

**Home:** 27-20

**Road:** 9-36

## LAST WIN/LOSS

	DATE	SCORE
<b>Last Home Win</b>	1/28/20	104-96
<b>Last Home Loss</b>	11/17/19	131-114
<b>Last Road Win</b>	2/26/17	105-98
<b>Last Road Loss</b>	12/28/19	119-110

## BIGGEST WIN/WORST LOSS

	DATE	MARGIN
<b>Biggest Win</b>	1/29/15	30
<b>Worst Loss</b>	1/3/15	29

## 2019-20 SEASON SERIES STATISTICS

### MEMPHIS VS. DENVER

PLAYER	G-GS	MIN	FG-FGA	PCT	3FG-FGA	PCT	FT-FTA	PCT	OFF	DEF	TOT	AST	PF-DQ	STL	TO	BLK	PTS	AVG	HI
Valanciunas	3-3	80	23-39	.590	4-5	.800	3-5	.600	7	25	32	3	7-0	2	5	2	53	17.7	23
Ja. Jackson	3-3	84	16-35	.457	9-23	.391	11-13	.846	1	10	11	2	7-0	0	6	8	52	17.3	22
Clarke	3-0	68	20-25	.800	2-2	1.000	4-6	.667	2	11	13	8	4-0	0	1	2	46	15.3	19
Morant	3-3	81	16-31	.516	2-3	.667	9-15	.600	0	11	11	21	5-0	4	10	1	43	14.3	16
Melton	2-0	24	9-14	.643	3-6	.500	6-6	1.000	1	7	8	3	7-1	3	1	2	27	13.5	17
Brooks	3-3	80	13-34	.382	2-12	.167	7-11	.636	3	2	5	5	8-0	2	8	1	35	11.7	24
Allen	1-0	14	2-6	.333	2-5	.400	0-0	---	0	2	2	2	2-0	0	2	0	6	6.0	6
Crowder	2-2	54	5-11	.455	2-6	.333	0-0	---	2	9	11	5	1-0	1	5	1	12	6.0	8
Jones	3-0	56	7-15	.467	1-4	.250	0-0	---	0	5	5	21	0-0	2	3	0	15	5.0	8
Anderson	3-1	63	6-12	.500	1-2	.500	1-2	.500	5	7	12	9	7-0	3	3	1	14	4.7	7
Hill	3-0	54	3-9	.333	1-5	.200	4-5	.800	2	9	11	9	4-0	1	2	0	11	3.7	7
Guduric	2-0	36	3-13	.231	1-7	.143	0-0	---	2	5	7	4	3-0	3	2	1	7	3.5	5
Caboclo	2-0	14	2-4	.500	1-3	.333	0-0	---	1	2	3	1	3-0	0	1	0	5	2.5	5
Konchar	1-0	12	1-2	.500	0-1	.000	0-0	---	0	0	0	0	1-0	0	0	0	2	2.0	2
<b>GRIZZLIES</b>	<b>3</b>	<b>720</b>	<b>126-250</b>	<b>.504</b>	<b>31-84</b>	<b>.369</b>	<b>45-63</b>	<b>.714</b>	<b>26</b>	<b>105</b>	<b>131</b>	<b>93</b>	<b>59-1</b>	<b>21</b>	<b>49</b>	<b>19</b>	<b>328</b>	<b>109.3</b>	<b>114</b>

### DENVER VS. MEMPHIS

PLAYER	G-GS	MIN	FG-FGA	PCT	3FG-FGA	PCT	FT-FTA	PCT	OFF	DEF	TOT	AST	PF-DQ	STL	TO	BLK	PTS	AVG	HI
Murray	2-2	67	19-38	.500	7-14	.500	9-9	1.000	1	8	9	13	2-0	3	1	1	54	27.0	39
Millsap	1-1	20	8-11	.727	2-3	.667	5-6	.833	1	2	3	1	3-0	5	0	0	23	23.0	23
Jokic	3-3	97	24-42	.571	6-14	.429	11-13	.846	5	23	28	23	12-1	1	11	1	65	21.7	31
Grant	3-1	94	15-33	.455	9-14	.643	6-10	.600	3	9	12	9	9-0	2	2	3	45	15.0	21
Plumlee	2-1	37	10-17	.588	0-0	---	4-8	.500	5	9	14	2	8-0	2	3	3	24	12.0	15
Barton	3-3	90	13-34	.382	4-17	.235	5-8	.625	4	14	18	15	4-0	3	4	2	35	11.7	20
Harris	3-3	83	12-27	.444	2-9	.222	4-4	1.000	0	6	6	3	7-0	4	6	2	30	10.0	12
Hernangomez	3-0	57	7-14	.500	4-9	.444	2-4	.500	5	4	9	4	1-0	0	2	1	20	6.7	15
Morris	3-0	68	7-16	.438	4-8	.500	2-4	.500	2	7	9	11	4-0	2	5	0	20	6.7	9
Porter	3-0	54	7-20	.350	5-10	.500	0-0	---	3	8	11	3	5-0	5	3	3	19	6.3	11
Craig	2-1	24	2-7	.286	1-4	.250	0-0	---	0	3	3	0	3-0	0	0	1	5	2.5	5
Beasley	3-0	27	2-9	.222	0-4	.000	2-2	1.000	0	3	3	3	2-0	1	4	1	6	2.0	4
Vanderbilt	1-0	2	0-0	---	0-0	---	0-0	---	0	1	1	0	0-0	0	0	0	0	0.0	0
<b>NUGGETS</b>	<b>3</b>	<b>720</b>	<b>126-268</b>	<b>.470</b>	<b>44-106</b>	<b>.415</b>	<b>50-68</b>	<b>.735</b>	<b>29</b>	<b>97</b>	<b>126</b>	<b>87</b>	<b>60-1</b>	<b>28</b>	<b>41</b>	<b>18</b>	<b>346</b>	<b>115.3</b>	<b>131</b>





## ALL-TIME SERIES

DATE	@	W/L	GRIZZ	OPP	DATE	@	W/L	GRIZZ	OPP	DATE	@	W/L	GRIZZ	OPP	
1/10/96		L	85	91	11/28/06	@	W	108	96	11/24/17	@	L	92	104	
3/2/96	@	L	82	108	1/22/07	@	L	98	115	1/12/18	@	L	78	87	
3/28/96		L	88	92	2/26/07		L	107	111	3/2/18		L	102	108	
4/19/96	@	W	92	78	4/14/07		W	133	118	3/17/18		W	101	94	
1995-96 SEASON: 1-3 H: 0-2 A: 1-1					2006-07 SEASON: 2-2 H: 1-1 A: 1-1					2017-18 SEASON: 1-3 H: 1-1 A: 0-2					
12/20/96	@	L	93	108	1/30/08		L	102	106	11/7/18		W	89	87	
1/22/97	@	L	84	94	3/12/08	@	L	86	108	12/10/18	@	L	99	105	
1/25/97		L	82	83	3/24/08		L	106	120	1/28/19		L	92	95	
3/21/97		W	108	101	4/16/08	@	L	111	120	2018-19 SEASON: 1-2 H: 1-1 A: 0-1					
1996-97 SEASON: 1-3 H: 1-1 A: 0-2					2007-08 SEASON: 0-4 H: 0-2 A: 0-2					11/17/19		L	114	131	
11/18/97	@	W	100	87	11/9/08	@	L	90	100	12/28/19	@	L	110	119	
11/21/97		W	99	96	1/27/09		L	85	100	1/28/20		W	104	96	
1/20/98		W	88	77	3/18/09		L	109	111	2019-20 SEASON: 1-2 H: 1-1 A: 0-1					
3/12/98	@	L	93	98	2008-09 SEASON: 0-3 H: 0-2 A: 0-1					* OT   ** 2OT   *** 3OT					
1997-98 SEASON: 3-1 H: 2-0 A: 1-1					11/1/09	@	L	123	133						
2/28/99	@	L	112	116	12/20/09		W	102	96						
3/15/99	@	L	84	110	3/13/10		L	108	125						
3/30/99		W	101	87	4/12/10	@	L	101	123						
4/7/99		L	84	87	2009-10 SEASON: 1-3 H: 1-1 A: 0-2										
1998-99 SEASON: 1-3 H: 1-1 A: 0-2					12/5/10	@	L	107	108						
11/6/99		W	109	94	2/13/11		W	116	108						
12/23/99		W	93	91	2/22/11	@	L	107	120						
12/26/99	@	L	86	109	2010-11 SEASON: 1-2 H: 1-0 A: 0-2										
1/24/00	@	L	98	110	1/31/12 *		W	100	97						
1999-00 SEASON: 2-2 H: 2-0 A: 0-2					2/17/12		W	103	102						
11/20/00		L	92	95	3/11/12	@	W	94	91						
1/9/01		L	105	112	2011-12 SEASON: 3-0 H: 2-0 A: 1-0										
1/17/01		L	97	121	11/19/12		L	92	97						
4/7/01		L	97	98	12/14/12	@	L	94	99						
2000-01 SEASON: 0-4 H: 0-2 A: 0-2					12/29/12		W	81	72						
12/13/01	@	L	86	89	3/15/13	@	L	80	87						
2/14/02		L	85	100	2012-13 SEASON: 1-3 H: 1-1 A: 0-2										
3/1/02	@	L	83	96	12/28/13		W	120	99						
4/9/02		W	97	86	1/3/14	@	L	108	111						
2001-02 SEASON: 1-3 H: 1-1 A: 0-2					3/31/14	@	W	94	92						
11/9/02	@	L	73	84	4/4/14		W	100	92						
12/11/02		W	96	93	2013-14 SEASON: 3-1 H: 2-0 A: 1-1										
2/2/03	@	L	78	93	1/3/15	@	L	85	114						
3/5/03		W	96	86	1/29/15		W	99	69						
2002-03 SEASON: 2-2 H: 2-0 A: 0-2					3/16/15		W	92	81						
12/22/03	@	L	99	106	2014-15 SEASON: 2-1 H: 2-0 A: 0-1										
1/25/04		W	106	88	1/8/16		W	91	84						
2/9/04	@	L	83	86	1/21/16	@	W	102	101						
2/23/04		W	109	106	2/29/16	@	W	103	96						
2003-04 SEASON: 2-2 H: 2-0 A: 2-0					3/30/16		L	105	109						
1/21/05	@	L	82	92	2015-16 SEASON: 3-1 H: 1-1 A: 2-0										
2/25/05 *		L	94	97	11/8/16		W	108	107						
4/5/05		L	91	94	2/1/17	@	W	119	99						
4/15/05	@	L	102	111	2/26/17	@	W	105	98						
2004-05 SEASON: 0-4 H: 0-2 A: 0-2					2016-17 SEASON: 3-0 H: 1-0 A: 2-0										
11/20/05	@	L	83	99											
3/6/06	@	L	101	115											
3/17/06		W	116	102											
2005-06 SEASON: 1-2 H: 1-0 A: 0-2															

INTRO

PLAYERS

EXECUTIVE

B-BALL OPS

BUSINESS OPS

MEDIA

HISTORY

PLAYOFFS

REVIEW

OPPONENTS

NBA

FEDERFORUM

AT A GLANCE





# DETROIT PISTONS



## EASTERN CONFERENCE CENTRAL DIVISION

**Home Court:** Little Caesars Arena – 20,491 (2017)

**Office:** 6201 Second Avenue, Detroit, MI 48202

**Phone:** (313) 747-8667

**Website:** pistons.com

**Owner:** Tom Gores

**Vice Chairman:** Arn Tellem

**General Manager:** Troy Weaver

**Senior Advisor to Owner Tom Gores:** Ed Stefanski

**Assistant General Manager:** Dave Minckberg

**Head Coach:** Dwane Casey

**Assistant Coaches:** Sidney Lowe, Sean Sweeney, Micah Nori

**Assistant Coach/Director of Player Development:** Tim Grgrich

**Sr. Medical Director:** Bernard Condevaux

**Athletic Trainer:** Jim Scholler

**Head Strength & Conditioning Coach:** Jordan Sabourin

**Communications:** Kevin Grigg, Cletus Lewis, Josh Schur

**Television:** FOX Sports Detroit, George Blaha, Greg Kelsor

**Radio:** 97.1 The Ticket, Mark Champion, Rich Mahorn, George Blaha

## GRIZZLIES SERIES

**Overall:** 22-26

**Home:** 11-13

**Road:** 11-13

## LAST WIN/LOSS

	DATE	SCORE
Last Home Win	2/3/20	96-82
Last Home Loss	1/2/19	101-94
Last Road Win	1/24/20	125-112
Last Road Loss	4/9/19	100-93

## BIGGEST WIN/WORST LOSS

	DATE	MARGIN
Biggest Win	1/5/14	28
Worst Loss	12/21/07	27

## 2019-20 SEASON SERIES STATISTICS

### MEMPHIS VS. DETROIT

PLAYER	G-GS	MIN	FG-FGA	PCT	3FG-FGA	PCT	FT-FTA	PCT	OFF	DEF	TOT	AST	PF-PQ	STL	TO	BLK	PTS	AVG	HI
Ja. Jackson	2-2	61	13-24	.542	4-10	.400	13-15	.867	2	9	11	3	8-0	2	3	5	43	21.5	29
Brooks	2-2	59	14-30	.467	5-8	.625	9-9	1.000	2	5	7	6	9-0	1	3	1	42	21.0	27
Valanciunas	2-2	57	16-28	.571	0-3	.000	2-5	.400	6	21	27	3	5-0	1	2	4	34	17.0	26
Morant	2-2	59	11-20	.550	0-2	.000	6-6	1.000	1	5	6	19	3-0	0	11	0	28	14.0	16
Clarke	2-0	48	7-16	.438	0-0	.000	5-5	1.000	2	14	16	1	3-0	2	1	2	19	9.5	15
Melton	2-0	38	7-15	.467	1-1	1.000	1-1	1.000	0	4	4	6	2-0	1	1	0	16	8.0	14
Jones	2-0	35	6-14	.429	1-4	.250	2-2	1.000	1	2	3	5	0-0	1	0	0	15	7.5	13
Anderson	2-0	29	4-4	1.000	0-0	---	0-0	---	1	4	5	2	2-0	1	0	3	8	4.0	6
Hill	2-0	27	3-4	.750	2-2	1.000	0-0	---	0	2	2	3	6-0	1	1	0	8	4.0	8
Jo. Jackson	1-0	12	2-6	.333	0-2	.000	0-0	---	0	2	2	0	1-0	1	2	1	4	4.0	4
Crowder	2-2	50	2-7	.286	0-5	.000	0-0	---	0	12	12	6	2-0	1	0	0	4	2.0	4
Allen	1-0	6	0-1	.000	0-0	---	0-0	---	0	1	1	0	0-0	0	1	0	0	0.0	0
GRIZZLIES	2	480	85-169	.503	13-39	.333	38-43	.884	15	81	96	54	41-0	12	25	16	221	110.5	125

### DETROIT VS. MEMPHIS

PLAYER	G-GS	MIN	FG-FGA	PCT	3FG-FGA	PCT	FT-FTA	PCT	OFF	DEF	TOT	AST	PF-PQ	STL	TO	BLK	PTS	AVG	HI
Drummond	1-1	36	12-22	.545	0-0	---	1-3	.333	5	13	18	4	1-0	0	2	0	25	25.0	25
Rose	1-1	33	10-21	.476	0-0	.000	2-3	.667	2	1	3	8	1-0	1	3	0	22	22.0	22
Wood	2-0	63	12-19	.632	5-7	.714	8-11	.727	2	9	11	2	7-0	2	2	3	37	18.5	20
Galloway	2-0	71	12-23	.522	6-12	.500	1-2	.500	2	4	6	4	5-0	1	4	0	31	15.5	17
Mykhailiuk	1-1	32	5-12	.417	2-7	.286	2-2	1.000	0	1	1	0	2-0	1	0	0	14	14.0	14
Brown	1-1	38	4-12	.333	0-2	.000	4-4	1.000	2	5	7	4	4-0	1	3	0	12	12.0	12
Morris	1-0	28	4-14	.286	0-5	.000	1-1	1.000	2	3	5	1	3-0	0	0	0	9	9.0	9
Jackson	2-2	48	5-29	.172	2-9	.222	5-7	.714	3	7	10	10	4-0	2	2	0	17	8.5	14
Doumbouya	2-2	49	4-19	.211	3-7	.429	0-0	---	4	6	10	2	3-0	3	3	0	11	5.5	6
Maker	2-1	34	3-7	.429	0-1	.000	5-5	1.000	4	9	13	2	4-0	1	0	0	11	5.5	11
King	1-0	14	1-3	.333	1-2	.500	0-2	.000	0	4	4	3	2-0	1	0	0	3	3.0	3
Snell	1-1	29	1-7	.143	0-4	.000	0-0	---	0	0	0	4	0-0	1	1	0	2	2.0	2
Frazier	1-0	4	0-1	.000	0-0	---	0-0	---	0	0	0	0	0-0	0	1	0	0	0.0	0
PISTONS	2	480	73-189	.386	19-58	.328	29-40	.725	26	62	88	44	36-0	14	24	3	194	97.0	112





## ALL-TIME SERIES

DATE	@	W/L	GRIZZ	OPP
12/7/95		L	84	93
3/26/96	@	L	75	86
<b>1995-96 SEASON: 0-2 H: 0-1 A: 0-1</b>				
11/27/96	@	L	78	87
1/15/97		L	79	103
<b>1996-97 SEASON: 0-2 H: 0-1 A: 0-1</b>				
11/9/97 *		W	104	96
11/30/97	@	W	97	95
<b>1997-98 SEASON: 2-0 H: 1-0 A: 1-0</b>				
NO GAMES				
<b>1998-99 SEASON: 0-0 H: 0-0 A: 0-0</b>				
3/10/00	@	L	97	111
3/19/00		L	99	101
<b>1999-00 SEASON: 0-2 H: 0-1 A: 0-1</b>				
11/24/00	@	L	96	118
12/5/00		W	91	83
<b>2000-01 SEASON: 1-1 H: 1-0 A: 0-1</b>				
11/1/01		L	80	90
11/24/01	@	L	84	91
<b>2001-02 SEASON: 0-2 H: 0-1 A: 0-1</b>				
11/1/02	@	L	86	109
4/13/03 **		L	107	110
<b>2002-03 SEASON: 0-2 H: 0-1 A: 0-1</b>				
11/19/03		L	92	99
1/31/04	@	L	78	80
<b>2003-04 SEASON: 0-2 H: 0-1 A: 0-1</b>				
12/11/04		W	72	68
1/6/05	@	W	101	79
<b>2004-05 SEASON: 2-0 H: 1-0 A: 1-0</b>				
12/19/05 **		L	104	106
1/27/06	@	L	89	95
<b>2005-06 SEASON: 0-2 H: 0-1 A: 0-1</b>				
11/4/06	@	L	86	95
3/3/07		L	89	92
<b>2006-07 SEASON: 0-2 H: 0-1 A: 0-1</b>				
12/11/07		L	103	113
12/21/07	@	L	67	94
<b>2007-08 SEASON: 0-2 H: 0-1 A: 0-1</b>				

DATE	@	W/L	GRIZZ	OPP
1/19/09		L	79	87
3/15/09	@	W	89	84
<b>2008-09 SEASON: 1-1 H: 0-1 A: 1-0</b>				
10/28/09		L	74	96
1/27/10	@	W	99	93
<b>2009-10 SEASON: 1-1 H: 0-1 A: 1-0</b>				
11/24/10		W	105	84
1/12/11	@	W	107	99
<b>2010-11 SEASON: 2-0 H: 1-0 A: 1-0</b>				
1/20/12	@	W	98	81
3/3/12		W	100	83
<b>2011-12 SEASON: 2-0 H: 1-0 A: 1-0</b>				
11/30/12		W	90	78
2/19/13	@	W	105	91
<b>2012-13 SEASON: 2-0 H: 1-0 A: 1-0</b>				
11/1/13 *		W	111	108
1/5/14	@	W	112	84
<b>2013-14 SEASON: 2-0 H: 1-0 A: 1-0</b>				
11/15/14		W	95	88
3/17/15	@	L	95	105
<b>2014-15 SEASON: 1-1 H: 1-0 A: 0-1</b>				
12/9/15	@	W	93	92
1/14/16		W	103	101
<b>2015-16 SEASON: 2-0 H: 1-0 A: 1-0</b>				
12/21/16	@	W	98	86
4/9/17		L	90	103
<b>2016-17 SEASON: 1-1 H: 0-1 A: 1-0</b>				
2/1/18	@	L	102	104
4/8/18		W	130	117
<b>2017-18 SEASON: 1-1 H: 1-0 A: 0-1</b>				
1/2/19		L	94	101
4/9/19	@	L	93	100
<b>2018-19 SEASON: 0-2 H: 0-1 A: 0-1</b>				
1/24/20	@	W	125	112
2/3/20		W	96	82
<b>2019-20 SEASON: 2-0 H: 1-0 A: 1-0</b>				

\* OT | \*\* 2OT | \*\*\* 3OT

INTRO

PLAYERS

EXECUTIVE

B-BALL OPS

BUSINESS OPS

MEDIA

HISTORY

PLAYOFFS

REVIEW

OPPONENTS

NBA

FEDERFORUM

ATA GLANCE





# GOLDEN STATE WARRIORS



## WESTERN CONFERENCE PACIFIC DIVISION

**Home Court:** Chase Center – 18,064 (2019)  
**Office:** 1 Warriors Way, San Francisco, CA 94158  
**Phone:** (415) 388-0100  
**Website:** warriors.com

**Co-Executive Chairman & CEO:** Joe Lacob

**Co-Executive Chairman:** Peter Guber

**President & Chief Operating Officer:** Rick Welts

**President of Basketball Operations/General Manager:** Bob Myers

**Executive Vice President, Basketball Operations:** Kirk Lacob

**Head Coach:** Steve Kerr

**Assistant Coaches:** Mike Brown, Jarron Collins, Bruce Fraser, Ron Adams

**Player Development Coaches:** Aaron Miles, Theo Robertson, Luke Loucks, Seth Cooper

**Director of Sports Medicine & Performance:** Dr. Rick Celebrini

**Head Athletic Trainer:** Drew Yoder

**Communications:** Raymond Ridder, Brett Winkler, Michael Ravina, Darryl Arata, Cole Lawrence

**Television:** NBC Sports Bay Area, Bob Fitzgerald, Kelenna Azubuike

**Radio:** KGMZ-FM (95.7 The Game), Tim Royce, Jim Barnett, Tom Tolbert

## GRIZZLIES SERIES

**Overall:** 44-48

**Home:** 26-21

**Road:** 18-27

## LAST WIN/LOSS

	DATE	SCORE
Last Home Win	1/12/20	122-102
Last Home Loss	11/19/19	114-95
Last Road Win	12/9/19	110-102
Last Road Loss	12/17/18	110-93

## BIGGEST WIN/WORST LOSS

	DATE	MARGIN
Biggest Win	11/12/04	29
Worst Loss	11/2/15	50

## 2019-20 SEASON SERIES STATISTICS

### MEMPHIS VS. GOLDEN STATE

PLAYER	G-GS	MIN	FG-FGA	PCT	3FG-FGA	PCT	FT-FTA	PCT	OFF	DEF	TOT	AST	PF-DQ	STL	TO	BLK	PTS	AVG	HI
Morant	3-3	94	19-46	.413	5-10	.500	14-16	.875	2	9	11	23	2-0	3	10	1	57	19.0	26
Valanciunas	3-3	82	21-31	.677	3-4	.750	6-9	.667	13	22	35	8	11-1	1	7	2	51	17.0	31
Ja. Jackson	3-3	75	17-36	.472	6-18	.333	5-8	.625	2	6	8	4	14-1	2	5	5	45	15.0	21
Brooks	3-3	89	16-40	.400	6-20	.300	4-4	1.000	0	8	8	2	9-0	4	1	1	42	14.0	18
Allen	2-0	28	9-13	.692	6-7	.857	2-2	1.000	1	5	6	2	0-0	0	3	1	26	13.0	15
Clarke	2-0	44	8-22	.364	0-3	.000	10-12	.833	6	10	16	5	4-0	1	1	2	26	13.0	17
Crowder	3-3	84	7-24	.292	5-18	.278	3-4	.750	2	24	26	6	6-0	5	5	0	22	7.3	15
Jones	3-0	47	8-15	.533	2-2	1.000	2-2	1.000	0	8	8	15	2-0	5	2	1	20	6.7	11
Melton	3-0	42	7-16	.438	1-5	.200	2-3	.667	0	7	7	8	3-0	5	7	2	17	5.7	10
Hill	3-0	69	5-15	.333	1-9	.111	0-0	---	0	5	5	7	2-0	5	2	1	11	3.7	4
Anderson	2-0	34	2-5	.400	0-2	.000	0-1	.000	0	6	6	7	2-0	4	1	1	4	2.0	2
Caboclo	3-0	10	2-3	.667	0-0	---	0-0	---	0	1	1	0	2-0	0	0	0	4	1.3	4
Guduric	3-0	20	1-4	.250	0-2	.000	0-0	---	0	2	2	1	2-0	1	2	0	2	0.7	2
GRIZZLIES	3	720	122-270	.452	35-100	.350	48-61	.787	26	113	139	88	59-2	36	51	17	327	109.0	122

### GOLDEN STATE VS. MEMPHIS

PLAYER	G-GS	MIN	FG-FGA	PCT	3FG-FGA	PCT	FT-FTA	PCT	OFF	DEF	TOT	AST	PF-DQ	STL	TO	BLK	PTS	AVG	HI
Russell	2-2	69	18-46	.391	9-19	.474	7-10	.700	2	8	10	11	2-0	1	5	0	52	26.0	34
Burks	3-2	93	17-36	.472	5-11	.455	21-22	.955	3	18	21	8	7-0	4	11	1	60	20.0	29
Paschall	3-2	76	14-37	.378	0-5	.000	4-4	1.000	5	7	12	8	7-1	5	6	2	32	10.7	17
Robinson	3-3	94	13-28	.464	4-13	.308	2-2	1.000	2	14	16	2	7-0	5	2	0	32	10.7	20
Chriss	2-0	34	9-17	.529	0-3	.000	3-4	.750	4	7	11	2	5-0	0	2	4	21	10.5	17
Spellman	3-1	64	9-20	.450	7-10	.700	6-11	.545	5	7	12	5	7-0	2	5	2	31	10.3	12
Green	3-3	91	11-30	.367	2-7	.286	3-4	.750	4	17	21	20	9-0	4	9	8	27	9.0	16
Poole	2-0	44	6-19	.316	5-14	.357	1-1	1.000	1	5	6	5	2-0	0	1	1	18	9.0	13
Caulley-Stein	3-2	68	8-17	.471	0-0	---	8-10	.800	4	17	21	7	5-0	3	5	3	24	8.0	17
Bowman	2-0	41	4-10	.400	3-5	.600	0-0	---	1	5	6	6	6-0	1	1	0	11	5.5	8
Evans	2-0	29	4-13	.308	2-3	.667	0-0	---	1	1	2	4	4-0	0	3	0	10	5.0	8
Looney	1-0	10	0-2	.000	0-0	---	0-0	---	1	2	3	1	0-0	1	0	0	0	0.0	0
Smailagic	1-0	7	0-0	---	0-0	---	0-0	---	0	3	3	1	0-0	0	1	1	0	0.0	0
WARRIORS	3	720	113-275	.411	37-90	.411	55-68	.809	33	111	144	79	63-1	26	53	22	318	106.0	114





## ALL-TIME SERIES

DATE	@	W/L	GRIZZ	OPP	DATE	@	W/L	GRIZZ	OPP	DATE	@	W/L	GRIZZ	OPP
12/16/95		L	85	116	1/3/07		W	144	135	10/21/17		W	111	101
1/9/96	@	L	103	109	2/21/07 *	@	L	115	118	12/20/17	@	L	84	97
1/12/96		L	95	104	4/1/07	@	L	117	122	12/30/17	@	L	128	141
3/5/96	@	L	78	110	4/6/07		L	104	116	<b>2017-18 SEASON: 1-2 H: 1-0 A: 0-2</b>				
<b>1995-96 SEASON: 0-4 H: 0-2 A: 0-2</b>					<b>2006-07 SEASON: 1-3 H: 1-1 A: 0-2</b>					11/5/18	@	L	101	117
11/3/96		L	95	105	12/17/07		L	117	125	12/17/18	@	L	93	110
1/8/97	@	W	109	95	1/11/08	@	L	104	116	3/27/19		L	103	118
1/9/97		L	86	102	3/15/08	@	L	107	110	4/10/19		W	132	117
1/27/97	@	L	97	122	4/4/08		L	86	117	<b>2018-19 SEASON: 1-3 H: 1-1 A: 0-2</b>				
<b>1996-97 SEASON: 1-3 H: 0-2 A: 1-1</b>					<b>2007-08 SEASON: 0-4 H: 0-2 A: 0-2</b>					11/19/19		L	95	114
12/12/97		W	95	88	11/3/08		W	90	79	12/9/19	@	W	110	102
1/23/98	@	W	88	80	11/7/08	@	W	109	104	1/12/20		W	122	102
1/24/98		W	107	96	3/30/09	@	W	114	109	<b>2019-20 SEASON: 2-1 H: 1-1 A: 1-0</b>				
4/18/98	@	L	100	112	<b>2008-09 SEASON: 3-0 H: 1-1 A: 2-0</b>					<b>* OT   ** 2OT   *** 3OT</b>				
<b>1997-98 SEASON: 3-1 H: 2-0 A: 1-1</b>					11/4/09	@	L	105	113					
3/9/99	@	L	82	92	12/22/09		W	121	108					
1/18/99		L	85	90	3/20/10		W	123	107					
5/3/99		L	83	91	3/24/10	@	L	110	128					
<b>1998-99 SEASON: 0-3 H: 0-2 A: 0-1</b>					<b>2009-10 SEASON: 2-2 H: 2-0 A: 0-2</b>									
11/12/99		L	93	103	11/3/10	@	L	109	115					
2/2/00	@	L	95	101	11/26/10		W	116	111					
3/21/00		W	98	82	3/30/11		W	110	91					
4/11/00	@	L	97	109	<b>2010-11 SEASON: 2-1 H: 2-0 A: 1-1</b>									
<b>1999-00 SEASON: 1-3 H: 1-1 A: 0-2</b>					1/23/12	@	W	91	90					
12/30/00		L	101	102	2/18/12		W	104	103					
2/15/01		W	99	89	3/7/12	@	W	110	92					
2/16/01	@	W	92	79	4/3/12		W	98	94					
4/18/01	@	W	95	81	<b>2011-12 SEASON: 4-0 H: 2-0 A: 2-0</b>									
<b>2000-01 SEASON: 3-1 H: 1-1 A: 2-0</b>					11/2/12	@	W	104	94					
11/12/01		L	79	86	1/9/13	@	W	94	87					
12/15/01	@	L	84	93	2/8/13		W	99	93					
1/23/02	@	L	95	107	<b>2012-13 SEASON: 3-0 H: 1-0 A: 2-0</b>									
3/30/02		W	105	99	11/9/13		W	108	90					
<b>2001-02 SEASON: 1-3 H: 1-1 A: 0-2</b>					11/20/13 *	@	W	88	81					
11/11/02		L	101	108	12/7/13		L	82	108					
12/16/02		W	104	91	3/28/14	@	L	93	100					
1/13/03	@	W	110	108	<b>2013-14 SEASON: 2-2 H: 1-1 A: 1-1</b>									
2/3/03	@	L	91	101	12/16/14		W	105	98					
<b>2002-03 SEASON: 2-2 H: 1-1 A: 1-1</b>					3/27/15		L	84	107					
1/12/04 *	@	W	115	113	4/13/15	@	L	107	111					
2/2/04		W	106	101	<b>2014-15 SEASON: 1-2 H: 1-1 A: 0-1</b>									
2/25/04		L	92	99	11/2/15	@	L	69	119					
3/7/04	@	W	95	85	11/11/15		L	84	100					
<b>2003-04 SEASON: 3-1 H: 1-1 A: 2-0</b>					4/9/16		L	99	100					
11/12/04		W	96	67	4/13/16	@	L	104	125					
11/20/04	@	W	100	87	<b>2015-16 SEASON: 0-4 H: 0-2 A: 0-2</b>									
12/22/04	@	L	99	109	12/10/16		W	110	89					
3/1/05		W	99	97	1/6/17 *	@	W	128	119					
<b>2004-05 SEASON: 3-1 H: 2-0 A: 1-1</b>					2/10/17		L	107	122					
1/3/06		W	104	94	3/26/17	@	L	94	106					
2/13/06	@	W	81	79	<b>2016-17 SEASON: 2-2 H: 1-1 A: 1-1</b>									
4/4/06		W	100	75										
<b>2005-06 SEASON: 3-0 H: 2-0 A: 1-0</b>														

INTRO

PLAYERS

EXECUTIVE

B-BALL OPS

BUSINESS OPS

MEDIA

HISTORY

PLAYOFFS

REVIEW

OPPONENTS

NBA

FEDERATION

AT A GLANCE





# HOUSTON ROCKETS



## WESTERN CONFERENCE SOUTHWEST DIVISION

**Home Court:** Toyota Center – 18,055 (2003)

**Office:** 1510 Polk Street, Houston, TX 77002

**Phone:** (713) 758-7200

**Website:** rockets.com

**Owner:** Tilman J. Fertitta

**Chief Executive Officer:** Tad Brown

**Executive Vice President of Basketball Operations:** Eli Witus

**Senior Vice President of Basketball Operations:** Keith Jones

**General Manager:** Rafael Stone

**Head Coach:** Stephen Silas

**Assistant Coaches:** John Lucas, Jeff Hornacek, Will Weaver, Rick Higgins,

DeSagana Diop

**Manager of Team and Player Development:** David Macha

**Director of Athletic Performance/Head Athletic Trainer:** Jason Biles

**Head Strength & Conditioning Coach:** Joe Rogowski

**Communications:** Tracey Hughes, Sean McCloskey, Tomorrow Huff

**Television:** AT&T SportsNet, Bill Worrell, Clyde Drexler, Matt Bullard, Craig Ackerman

**Radio:** KBME 790 AM and KTRH 740 AM, Craig Ackerman, Matt Thomas

## GRIZZLIES SERIES

**Overall:** 37-62

**Home:** 26-24

**Road:** 11-38

## LAST WIN/LOSS

	DATE	SCORE
<b>Last Home Win</b>	1/14/20	121-110
<b>Last Home Loss</b>	11/4/19	107-100
<b>Last Road Win</b>	10/23/17	98-90
<b>Last Road Loss</b>	2/26/20	140-112

## BIGGEST WIN/WORST LOSS

	DATE	MARGIN
<b>Biggest Win</b>	11/17/14	26
<b>Worst Loss</b>	3/14/16	49

## 2019-20 SEASON SERIES STATISTICS

### MEMPHIS VS. HOUSTON

PLAYER	G-GS	MIN	FG-FGA	PCT	3FG-FGA	PCT	FT-FTA	PCT	OFF	DEF	TOT	AST	PF-DQ	STL	TO	BLK	PTS	AVG	HI
Brooks	3-3	93	24-61	.393	10-27	.370	5-6	.833	5	9	14	7	10-0	3	1	2	63	21.0	24
Morant	3-3	93	25-40	.625	5-10	.500	6-9	.667	3	10	13	23	5-0	3	8	1	61	20.3	26
Ja. Jackson	1-1	30	6-16	.375	2-7	.286	1-1	1.000	0	2	2	1	6-1	3	1	2	15	15.0	15
Valanciunas	3-3	75	18-34	.529	0-3	.000	9-11	.818	7	19	26	6	8-0	0	2	2	45	15.0	19
Caboclo	1-0	24	5-8	.625	1-3	.333	0-0	---	3	2	5	1	2-0	2	0	2	11	11.0	11
Melton	2-1	50	7-17	.412	2-8	.250	5-8	.625	4	9	13	7	4-0	1	3	1	21	10.5	12
Dieng (MEM)	1-0	19	4-7	.571	0-2	.000	2-4	.500	2	0	2	1	2-0	1	0	1	10	10.0	10
Clarke	2-1	44	7-12	.583	0-2	.000	3-3	1.000	2	11	13	3	2-0	1	4	4	17	8.5	14
Crowder	1-1	29	2-8	.250	1-4	.250	3-4	.750	1	4	5	2	4-0	3	4	0	8	8.0	8
Hannahs	1-0	6	3-6	.500	2-3	.667	0-0	---	0	0	0	0	0-0	0	0	0	8	8.0	8
Jones	3-0	58	7-22	.318	2-8	.250	4-6	.667	0	5	5	5	0-0	3	3	0	20	6.7	10
Allen	1-0	21	2-5	.400	0-3	.000	2-3	.667	0	2	2	4	2-0	0	0	0	6	6.0	6
Anderson	3-2	61	7-19	.368	1-6	.167	2-2	1.000	4	12	16	5	2-0	3	0	2	17	5.7	10
Jo. Jackson	1-0	23	2-6	.333	1-3	.333	0-0	---	3	2	5	2	2-0	1	3	0	5	5.0	5
Guduric	2-0	24	3-9	.333	0-4	.000	2-2	1.000	1	3	4	1	1-0	1	3	1	8	4.0	4
Konchar	1-0	17	2-4	.500	0-1	.000	0-0	---	4	3	7	2	1-0	3	2	0	4	4.0	4
Hill	2-0	29	2-10	.200	1-5	.200	2-2	1.000	1	5	6	4	3-0	0	1	1	7	3.5	4
Bell (MEM)	1-0	6	2-3	.667	1-1	1.000	0-0	---	1	0	1	0	1-0	0	0	0	5	5.0	5
Watanabe	1-0	16	1-6	.167	0-1	.000	0-0	---	1	2	3	2	1-0	0	0	0	2	2.0	2
<b>GRIZZLIES</b>	<b>3</b>	<b>720</b>	<b>129-293</b>	<b>.440</b>	<b>29-101</b>	<b>.287</b>	<b>46-61</b>	<b>.754</b>	<b>42</b>	<b>100</b>	<b>142</b>	<b>76</b>	<b>56-1</b>	<b>28</b>	<b>40</b>	<b>19</b>	<b>333</b>	<b>111.0</b>	<b>121</b>

### HOUSTON VS. MEMPHIS

PLAYER	G-GS	MIN	FG-FGA	PCT	3FG-FGA	PCT	FT-FTA	PCT	OFF	DEF	TOT	AST	PF-DQ	STL	TO	BLK	PTS	AVG	HI
Harden	3-3	104	34-81	.420	19-47	.404	28-35	.800	9	14	23	15	9-0	3	13	2	115	38.3	44
Westbrook	1-1	34	15-24	.625	1-2	.500	2-3	.667	2	7	9	8	3-0	4	5	0	33	33.0	33
Gordon	2-1	64	14-36	.389	7-21	.333	4-6	.667	1	8	9	2	7-0	2	3	1	39	19.5	23
Rivers	3-1	76	15-28	.536	6-14	.429	4-5	.800	2	7	9	9	8-0	1	3	0	40	13.3	23
Covington (HOU)	1-1	29	3-8	.375	1-5	.200	3-3	1.000	1	5	6	1	5-0	1	1	3	10	10.0	10
Capela	2-2	62	11-17	.647	0-0	---	4-5	.800	9	20	29	4	6-0	1	6	0	26	13.0	16
McLemore	3-1	94	12-29	.414	10-25	.400	3-4	.750	0	6	6	3	7-0	3	4	0	37	12.3	14
J. Green (HOU)	1-0	23	4-8	.500	3-6	.500	0-0	---	0	5	5	4	3-0	0	0	0	11	11.0	11
Houise	3-2	89	9-22	.409	2-12	.167	3-3	1.000	2	12	14	1	4-0	1	6	3	23	7.7	15
Caboclo (HOU)	1-0	6	1-1	1.000	0-0	---	2-2	1.000	1	0	1	0	0-0	0	0	1	4	4.0	4
Tucker	3-3	97	4-10	.400	3-7	.429	0-0	---	3	13	16	8	10-0	1	8	1	11	3.7	11
Sefolosha	1-0	7	1-2	.500	1-1	1.000	0-0	---	2	2	4	2	1-0	0	0	1	3	3.0	3
Carroll (HOU)	1-0	18	1-6	.167	1-5	.200	0-0	---	0	4	4	1	2-0	1	2	2	3	3.0	3
Hartenstein	1-0	4	0-0	---	0-0	---	2-2	1.000	0	0	0	1	0-0	0	0	0	2	2.0	2
Chandler	2-0	10	0-0	---	0-0	---	0-0	---	0	1	1	1	2-0	0	0	0	0	0.0	0
Clemons	1-0	3	0-0	---	0-0	---	0-0	---	0	0	0	0	2-0	0	0	0	0	0.0	0
<b>ROCKETS</b>	<b>3</b>	<b>720</b>	<b>124-272</b>	<b>.456</b>	<b>54-145</b>	<b>.372</b>	<b>55-68</b>	<b>.809</b>	<b>32</b>	<b>104</b>	<b>136</b>	<b>60</b>	<b>69-0</b>	<b>18</b>	<b>53</b>	<b>14</b>	<b>357</b>	<b>119.0</b>	<b>140</b>





## ALL-TIME SERIES

DATE	@	W/L	GRIZZ	OPP	DATE	@	W/L	GRIZZ	OPP	DATE	@	W/L	GRIZZ	OPP
12/13/95		L	89	100	11/7/06		L	80	86	10/23/17	@	W	98	90
12/26/95	@	L	84	100	11/25/06	@	L	76	85	10/28/17		W	103	89
3/10/96		L	89	95	12/31/06	@	L	109	111	11/11/17	@	L	96	111
4/9/96	@	L	84	90	2/6/07		L	90	98	11/18/17		L	83	105
1995-96 SEASON: 0-4 H: 0-2 A: 0-2					2006-07 SEASON: 0-4 H: 0-2 A: 0-2					2017-18 SEASON: 2-2 H: 1-1 A: 1-1				
12/17/96		W	93	92	11/13/07		W	105	99	12/15/18		L	97	105
2/11/97	@	L	97	106	12/5/07	@	L	92	105	12/31/18	@	L	101	113
4/6/97		L	85	94	12/28/07		L	83	103	1/14/19	@	L	94	112
4/10/97	@	L	94	102	2/29/08	@	L	95	116	3/20/19*		W	126	125
1996-97 SEASON: 1-3 H: 1-1 A: 0-2					2007-08 SEASON: 1-3 H: 1-1 A: 0-2					2018-19 SEASON: 1-3 H: 1-1 A: 0-2				
12/14/97		W	110	105	10/29/08	@	L	71	82	11/4/19		L	100	107
12/16/97	@	L	91	118	12/8/08		W	109	97	1/14/20		W	121	110
2/3/98	@	L	97	110	2/4/09		W	104	93	2/26/20	@	L	112	140
2/12/98		L	103	112	3/8/09	@	L	83	93	2019-20 SEASON: 1-2 H: 1-1 A: 0-1				
1997-98 SEASON: 1-3 H: 1-1 A: 0-2					2008-09 SEASON: 2-2 H: 2-0 A: 0-2					* OT   ** 2OT   *** 3OT				
2/27/99		L	74	86	11/11/09	@	L	79	104					
3/6/99		L	92	107	2/5/10		L	83	101					
3/11/99	@	L	91	102	3/17/10	@	L	94	107					
4/14/99	@	L	85	102	4/6/10		L	103	113					
1998-99 SEASON: 0-4 H: 0-2 A: 0-2					2009-10 SEASON: 0-4 H: 0-2 A: 0-2									
11/29/99*		L	110	118	12/3/10		L	111	127					
12/6/99	@	L	99	102	12/17/10	@	L	87	103					
4/4/00		W	102	100	1/21/11		W	115	110					
4/19/00	@	W	96	92	2/5/11*	@	L	93	95					
1999-00 SEASON: 2-2 H: 1-1 A: 1-1					2010-11 SEASON: 1-3 H: 1-1 A: 0-2									
11/9/00	@	L	78	85	12/30/11		W	113	93					
12/11/00		L	75	82	2/14/12		W	93	83					
1/26/01	@	L	89	106	2/20/12	@	L	93	97					
4/14/01		L	95	100	3/30/12	@	L	89	98					
2000-01 SEASON: 0-4 H: 0-2 A: 0-2					2011-12 SEASON: 2-2 H: 2-0 A: 0-2									
11/30/01		W	102	85	11/9/12		W	93	85					
2/12/02	@	L	78	85	12/22/12	@	L	96	121					
4/5/02		W	99	81	3/29/13		W	103	94					
4/14/02	@	W	98	95	4/12/13	@	W	82	78					
2001-02 SEASON: 3-1 H: 2-0 A: 1-1					2012-13 SEASON: 3-1 H: 2-0 A: 1-1									
12/13/02*		W	114	109	11/25/13		L	86	93					
1/27/03		L	95	100	12/26/13	@	L	92	100					
2/22/03	@	L	82	93	1/24/14	@	W	88	87					
4/15/03	@	L	86	97	1/25/14		W	99	81					
2002-03 SEASON: 1-3 H: 1-1 A: 0-2					2013-14 SEASON: 2-2 H: 1-1 A: 1-1									
11/1/03	@	W	79	71	11/17/14		W	119	93					
1/19/04		W	88	83	12/3/14	@	L	96	105					
3/13/04	@	L	80	88	12/26/14*		L	111	117					
3/26/04		W	109	86	3/4/15	@	W	102	100					
2003-04 SEASON: 3-1 H: 2-0 A: 1-1					2014-15 SEASON: 2-2 H: 1-1 A: 1-1									
11/5/04		L	81	89	11/20/15		W	96	84					
11/9/04	@	L	87	90	11/25/15	@	W	102	93					
1/17/05		W	99	80	1/12/16		L	91	107					
4/13/05	@	L	92	100	3/14/16	@	L	81	130					
2004-05 SEASON: 1-3 H: 1-1 A: 0-2					2015-16 SEASON: 2-2 H: 1-1 A: 1-1									
11/25/05		W	86	81	12/23/16		W	115	109					
12/3/05	@	W	90	75	1/13/17	@	W	110	105					
1/30/06		W	86	77	1/21/17		L	95	119					
4/15/06	@	W	93	81	3/4/17	@	L	108	123					
2005-06 SEASON: 4-0 H: 2-0 A: 2-0					2016-17 SEASON: 2-2 H: 1-1 A: 1-1									

INTRO

PLAYERS

EXECUTIVE

B-BALL OPS

BUSINESS OPS

MEDIA

HISTORY

PLAYOFFS

REVIEW

OPPONENTS

NBA

FEDERFORUM

AT A GLANCE





# INDIANA PACERS



## EASTERN CONFERENCE CENTRAL DIVISION

**Home Court:** Bankers Life Fieldhouse – 17,923 (1999)  
**Office:** 125 S. Pennsylvania Street, Indianapolis, IN 46204  
**Phone:** (317) 917-2500  
**Website:** pacers.com

**Chairman, CEO and NBA Governor:** Herbert Simon

**Vice Chairman & Alternate NBA Governor:** Jim Morris

**President & Chief Operating Officer:** Rick Fuson

**President of Basketball Operations:** Kevin Pritchard

**Senior Vice President of Basketball Operations:** Peter Dinwiddie

**General Manager:** Chad Buchanan

**Head Coach:** Nate Bjorkgren

**Assistant Coaches:** Greg Foster, Kaleb Canales, Bill Bayno, Calbert Cheaney

**Director of Sports Performance:** Shawn Windle

**Head Athletic Trainer:** Josh Corbeil

**Assistant Athletic Trainer:** Carl Eaton

**Communications:** Danny Lopez, David Benner, Wes Kaminski

**Television:** Fox Sports Indiana: Chris Denari, Quinn Buckner, Jeremiah Johnson

**Radio:** The Fan (107.5 FM/1070 AM), Mark Boyle, Bob Leonard, Pat Boylan, Eddie White

## GRIZZLIES SERIES

**Overall:** 18-30

**Home:** 13-12

**Road:** 5-18

## LAST WIN/LOSS

	DATE	SCORE
Last Home Win	1/26/19	106-103
Last Home Loss	12/2/19	117-104
Last Road Win	12/29/15	112-103
Last Road Loss	11/25/19	126-114

## BIGGEST WIN/WORST LOSS

	DATE	MARGIN
Biggest Win	3/21/06	30
Worst Loss	12/4/96	47

## 2019-20 SEASON SERIES STATISTICS

### MEMPHIS VS. INDIANA

PLAYER	G-GS	MIN	FG-FGA	PCT	3FG-FGA	PCT	FT-FTA	PCT	OFF	DEF	TOT	AST	PF-DQ	STL	TO	BLK	PTS	AVG	HI
Ja. Jackson	2-2	57	20-34	.588	8-16	.500	11-11	1.000	2	7	9	3	10-0	1	3	2	59	29.5	31
Morant	1-1	30	6-15	.400	0-1	.000	7-8	.875	1	1	2	10	0-0	2	0	1	19	19.0	19
Clarke	1-0	25	8-9	.889	1-1	1.000	0-0	---	1	3	4	1	0-0	0	1	1	17	17.0	17
Brooks	2-2	62	11-29	.379	3-10	.300	3-5	.600	5	9	14	5	7-1	3	2	0	28	14.0	19
Valanciunas	1-1	26	7-12	.583	0-1	.000	0-2	.000	2	8	10	0	4-0	1	3	3	14	14.0	14
Hill	2-1	51	11-19	.579	5-9	.556	0-0	---	1	8	9	7	4-0	3	2	0	27	13.5	22
Melton	2-0	31	6-10	.600	1-2	.500	3-3	1.000	3	6	9	6	5-0	0	3	0	16	8.0	16
Crowder	2-2	61	4-19	.211	3-15	.200	1-1	1.000	1	6	7	3	2-0	0	1	1	12	6.0	9
Allen	2-0	39	4-11	.364	0-3	.000	2-2	1.000	0	5	5	6	0-0	0	1	0	10	5.0	6
Anderson	1-0	15	2-4	.500	0-0	---	0-0	---	0	3	3	1	1-0	1	1	0	4	4.0	4
Guđuric	2-0	24	3-8	.375	2-6	.333	0-0	---	0	3	3	3	1-0	0	1	1	8	4.0	5
Caboclo	2-0	16	1-4	.250	0-2	.000	0-0	---	0	0	0	1	2-0	0	1	1	2	1.0	2
Jones	2-1	43	1-11	.091	0-1	.000	0-0	---	0	3	3	7	0-0	0	0	1	2	1.0	2
GRIZZLIES	2	480	84-185	.454	23-67	.343	27-32	.844	16	62	78	53	36-1	11	21	11	218	109.0	114

### INDIANA VS. MEMPHIS

PLAYER	G-GS	MIN	FG-FGA	PCT	3FG-FGA	PCT	FT-FTA	PCT	OFF	DEF	TOT	AST	PF-DQ	STL	TO	BLK	PTS	AVG	HI
Warren	2-2	59	16-24	.667	7-11	.636	1-2	.500	1	5	6	2	5-0	1	5	0	40	20.0	26
Lamb	2-2	63	14-27	.519	4-10	.400	2-2	1.000	0	11	11	7	3-0	3	3	0	34	17.0	19
Brogdon	2-2	63	13-25	.520	4-9	.444	3-4	.750	2	10	12	17	2-0	1	6	0	33	16.5	19
Sabonis	2-2	63	14-26	.538	0-2	.000	3-6	.500	7	20	27	14	7-1	2	4	0	31	15.5	18
A. Holiday	2-0	39	10-20	.500	7-15	.467	0-0	---	1	3	4	3	0-0	2	2	1	27	13.5	16
J. Holiday	2-0	44	8-14	.571	8-11	.727	0-0	---	1	4	5	3	1-0	0	2	0	24	12.0	15
Turner	2-2	61	8-16	.500	2-7	.286	6-7	.857	2	8	10	4	7-0	1	1	6	24	12.0	17
McConnell	2-0	35	7-16	.438	1-2	.500	0-0	---	2	5	7	9	1-0	0	3	0	15	7.5	11
McDermott	2-0	37	4-9	.444	1-3	.333	2-2	1.000	1	6	7	1	3-0	0	1	0	11	5.5	7
Bitadze	2-0	10	1-3	.333	0-0	---	2-2	1.000	1	0	1	0	4-0	0	1	1	4	2.0	4
Johnson	2-0	3	0-1	.000	0-0	---	0-0	---	0	0	0	0	0-0	0	0	0	0	0.0	0
Leaf	1-0	3	0-1	.000	0-1	.000	0-0	---	0	1	1	0	0-0	0	0	0	0	0.0	0
PACERS	2	480	95-182	.522	34-71	.479	19-25	.760	18	73	91	60	33-1	10	28	8	243	121.5	126





## ALL-TIME SERIES

DATE	@	W/L	GRIZZ	OPP
3/8/96		L	80	94
3/22/96	@	L	94	111
<b>1995-96 SEASON: 0-2 H: 0-1 A: 0-1</b>				
11/29/96	@	L	94	104
12/4/96		L	80	127
<b>1996-97 SEASON: 0-2 H: 0-1 A: 0-1</b>				
11/9/97 *		W	104	96
11/30/97	@	W	97	95
<b>1997-98 SEASON: 2-0 H: 1-0 A: 1-0</b>				
2/11/99		L	97	101
<b>1998-99 SEASON: 0-1 H: 0-1 A: 0-0</b>				
11/26/99	@	L	86	105
12/1/99		L	89	96
<b>1999-00 SEASON: 0-2 H: 0-1 A: 0-1</b>				
12/1/00 *		L	76	86
3/23/01	@	L	75	95
<b>2000-01 SEASON: 0-2 H: 0-1 A: 0-1</b>				
1/30/02	@	L	82	83
3/7/02		W	122	111
<b>2001-02 SEASON: 1-1 H: 1-0 A: 0-1</b>				
2/18/03 *		W	108	103
3/21/03	@	L	92	101
<b>2002-03 SEASON: 1-1 H: 1-0 A: 0-1</b>				
12/29/03	@	L	86	94
3/20/04		W	99	95
<b>2003-04 SEASON: 1-1 H: 1-0 A: 0-1</b>				
1/11/05		L	85	86
2/13/05	@	L	73	76
<b>2004-05 SEASON: 0-2 H: 0-1 A: 0-1</b>				
12/10/05	@	L	66	80
3/21/06		W	105	75
<b>2005-06 SEASON: 1-1 H: 1-0 A: 0-1</b>				
2/3/07		L	110	116
2/14/07	@	L	104	114
<b>2006-07 SEASON: 0-2 H: 0-1 A: 0-1</b>				
11/3/07		L	111	121
1/2/08	@	W	90	72
<b>2007-08 SEASON: 1-1 H: 0-1 A: 1-0</b>				

DATE	@	W/L	GRIZZ	OPP
12/26/08		W	108	105
2/25/09	@	L	99	104
<b>2008-09 SEASON: 1-1 H: 1-0 A: 0-1</b>				
12/18/09		W	107	94
12/30/09	@	W	121	110
<b>2009-10 SEASON: 2-0 H: 1-0 A: 1-0</b>				
12/26/10	@	W	104	90
3/19/11		W	99	78
<b>2010-11 SEASON: 2-0 H: 1-0 A: 1-0</b>				
2/10/12		W	98	92
<b>2011-12 SEASON: 1-0 H: 1-0 A: 0-0</b>				
12/31/12	@	L	83	88
1/21/13		L	81	82
<b>2012-13 SEASON: 0-2 H: 0-1 A: 0-1</b>				
11/11/13	@	L	79	95
3/22/14		W	82	71
<b>2013-14 SEASON: 1-1 H: 1-0 A: 0-1</b>				
10/31/14	@	W	97	89
4/15/15		W	95	83
<b>2014-15 SEASON: 2-0 H: 1-0 A: 1-0</b>				
10/29/15	@	W	112	103
12/19/15		W	96	84
<b>2015-16 SEASON: 2-0 H: 1-0 A: 1-0</b>				
2/24/17	@	L	92	102
3/29/17		W	110	97
<b>2016-17 SEASON: 1-1 H: 1-0 A: 0-1</b>				
11/15/17		L	113	116
1/31/18	@	L	101	105
<b>2017-18 SEASON: 0-2 H: 0-1 A: 0-1</b>				
10/17/18	@	L	83	111
1/26/19		W	106	103
<b>2018-19 SEASON: 1-1 H: 1-0 A: 0-1</b>				
11/25/19	@	L	114	126
12/2/19		L	104	117
<b>2019-20 SEASON: 0-2 H: 0-1 A: 0-1</b>				

\* OT | \*\* 2OT | \*\*\* 3OT

INTRO

PLAYERS

EXECUTIVE

B-BALL OPS

BUSINESS OPS

MEDIA

HISTORY

PLAYOFFS

REVIEW

OPPONENTS

NBA

FEDERATION

AT A GLANCE





# LOS ANGELES CLIPPERS



## WESTERN CONFERENCE PACIFIC DIVISION

**Home Court:** STAPLES Center – 19,060 (1999)  
**Office:** 6951 S. Centinela Ave., Playa Vista, CA 90094  
**Phone:** (310) 862-6000 **Website:** clippers.com

**Owner:** Steve Ballmer

**President, Basketball Operations:** Lawrence Frank

**Head Coach:** Tyrone Lue

**General Manager:** Michael Winger

**Assistant General Managers:** Trent Redden, Mark Hughes

**Associate Head Coach:** Daniel Craig

**Assistant Coaches:** Kenny Atkinson, Chauncey Billups, Larry Drew, Roy Rogers, Brendan O'Connor, Jeremy Castberry

**Executive Director, Performance, Health & Wellness:** John Meyer

**Assistant Coach/VP of Player Performance:** Todd Wright

**Director of Medical Services/Head Athletic Trainer:** Jasen Powell

**Director of Rehabilitation:** Maggie Bryant

**Communications:** Chris Wallace, Dennis Rogers, Curtis Jackson, Cooper Dzierzanowski

**Television:** Prime Ticket, Brian Sieman

**Radio (English):** AM 570 (LA Sports), Noah Eagle

**Radio (Spanish):** ESPN Deportes (1330 AM), Armando Garcia

## GRIZZLIES SERIES

**Overall:** 44-50

**Home:** 26-20

**Road:** 18-30

## LAST WIN/LOSS

	DATE	SCORE
Last Home Win	12/5/18	96-86
Last Home Loss	11/27/19	121-119
Last Road Win	1/4/20	140-114
Last Road Loss	2/24/20	124-97

## BIGGEST WIN/WORST LOSS

	DATE	MARGIN
Biggest Win	1/4/20	26
Worst Loss	2/24/20	27

## 2019-20 SEASON SERIES STATISTICS

### MEMPHIS VS. LOS ANGELES CLIPPERS

PLAYER	G-GS	MIN	FG-FGA	PCT	3FG-FGA	PCT	FT-FTA	PCT	OFF	DEF	TOT	AST	PF-DQ	STL	TO	BLK	PTS	AVG	HI
Crowder	2-2	68	15-28	.536	9-17	.529	8-10	.800	4	8	12	7	6-0	4	2	3	47	23.5	27
Ja. Jackson	2-2	64	14-27	.519	6-13	.462	7-10	.700	4	8	12	2	9-0	0	4	5	41	20.5	24
Morant	3-3	90	21-39	.538	2-9	.222	14-15	.933	2	7	9	21	2-0	5	6	1	58	19.3	22
Valanciunas	3-3	82	18-34	.529	2-6	.333	6-8	.750	10	25	35	8	8-0	1	5	4	44	14.7	30
Jo. Jackson	1-0	26	4-12	.333	2-5	.400	4-6	.667	1	4	5	1	2-0	0	1	2	14	14.0	14
Brooks	3-3	79	11-34	.324	6-14	.429	2-3	.667	2	4	6	10	12-1	2	7	0	30	10.0	22
Jones	3-0	50	11-18	.611	0-2	.000	3-4	.750	0	3	3	9	1-0	3	1	0	25	8.3	11
Dieng (MEM)	1-0	28	5-10	.500	2-4	.500	2-2	1.000	3	7	10	0	2-0	1	1	4	14	14.0	14
Konchar	1-0	18	4-4	1.000	0-0	---	0-1	.000	2	5	7	4	0-0	0	0	1	8	8.0	8
Melton	2-0	35	4-14	.286	1-6	.167	4-5	.800	2	6	8	5	3-0	2	2	0	13	6.5	8
Clarke	3-1	40	8-16	.500	0-2	.000	2-2	1.000	3	10	13	3	1-0	0	2	0	18	6.0	10
Allen	2-0	33	3-9	.333	1-2	.500	4-4	1.000	0	6	6	3	4-0	0	3	0	11	5.5	9
Guduric	3-0	19	4-9	.444	2-5	.400	2-2	1.000	0	2	2	3	2-0	1	2	0	12	4.0	8
Hannahs	1-0	7	1-3	.333	0-0	---	2-2	1.000	0	1	1	0	1-0	0	0	0	4	4.0	4
Anderson	2-1	29	3-10	.300	0-2	.000	0-0	---	1	9	10	2	5-0	2	0	0	6	3.0	6
Hill	2-0	36	2-6	.333	2-5	.400	0-0	---	0	6	6	2	4-0	1	3	0	6	3.0	6
Bell (MEM)	1-0	15	1-4	.250	1-2	.500	2-2	1.000	1	1	2	2	1-0	1	3	0	5	5.0	5
GRIZZLIES	3	720	129-277	.466	36-94	.383	62-76	.816	35	112	147	82	63-1	23	42	20	356	118.7	140

### LOS ANGELES CLIPPERS VS. MEMPHIS

PLAYER	G-GS	MIN	FG-FGA	PCT	3FG-FGA	PCT	FT-FTA	PCT	OFF	DEF	TOT	AST	PF-DQ	STL	TO	BLK	PTS	AVG	HI
Harrell	3-0	76	30-44	.682	0-0	---	14-21	.667	7	15	22	4	8-0	0	3	3	74	24.7	28
Leonard	2-2	60	18-41	.439	2-11	.182	11-11	1.000	2	14	16	6	3-0	4	6	0	49	24.5	25
Williams	3-0	79	19-42	.452	6-12	.500	12-16	.750	2	5	7	26	4-0	2	9	0	56	18.7	24
Morris (LAC)	1-1	24	5-11	.455	2-5	.400	1-2	.500	0	1	1	2	1-0	1	2	1	13	13.0	13
George	2-2	50	11-26	.423	5-16	.313	2-2	1.000	2	7	9	6	2-0	1	5	1	29	14.5	22
Shamet	2-1	52	7-18	.389	4-12	.333	5-6	.833	2	5	7	4	4-0	1	1	0	23	11.5	13
Zubac	3-3	54	12-20	.600	0-0	---	0-0	---	10	13	23	2	4-0	1	0	1	24	8.0	10
Jackson (LAC)	1-0	22	2-6	.333	1-3	.333	0-0	---	1	2	3	6	5-0	1	2	0	5	5.0	5
Green	3-0	71	8-18	.444	4-11	.364	0-0	---	4	17	21	5	7-0	3	2	2	20	6.7	13
Beverley	2-2	53	4-11	.364	4-9	.444	0-0	---	2	8	10	13	5-0	2	5	2	12	6.0	6
Mann	1-0	14	2-3	.667	0-1	.000	2-2	1.000	0	0	0	0	3-0	2	0	0	6	6.0	6
Patterson	3-0	21	5-13	.385	4-10	.400	2-2	1.000	1	1	2	2	0-0	1	0	0	16	5.3	10
Motley	1-0	4	2-2	1.000	0-0	---	0-0	---	0	0	0	2	0-0	0	1	0	4	4.0	4
Robinson	2-0	35	3-11	.273	1-7	.143	0-0	---	1	3	4	0	4-0	0	1	0	7	3.5	7
Walton	1-1	23	1-4	.250	1-2	.500	0-0	---	0	1	1	2	3-0	0	0	0	3	3.0	3
McGruder	3-1	41	3-10	.300	1-4	.250	1-2	.500	2	9	11	1	3-0	2	0	0	8	2.7	7
Coffey	2-0	12	2-4	.500	1-2	.500	0-0	---	1	0	1	2	4-0	0	0	0	5	2.5	5
Harkless	2-2	29	2-6	.333	1-3	.333	0-0	---	1	3	4	0	6-0	0	3	2	5	2.5	5
CLIPPERS	3	720	136-290	.469	37-108	.343	50-64	.781	38	104	142	83	66-0	21	41	12	359	119.7	124





## ALL-TIME SERIES

DATE	@	W/L	GRIZZ	OPP	DATE	@	W/L	GRIZZ	OPP	DATE	@	W/L	GRIZZ	OPP	
11/10/95		L	91	98	11/29/06	@	L	90	105	11/4/17	@	W	113	104	
11/16/95	@	L	98	103	12/9/06		L	82	89	12/23/17		W	115	112	
1/7/96		L	93	101	1/20/07	@	L	91	112	1/2/18	@	L	105	113	
4/21/96	@	W	108	101	2006-07 SEASON: 0-3 H: 0-1 A: 0-2					1/26/18		L	100	109	
1995-96 SEASON: 1-3 H: 0-2 A: 1-1					12/14/17		L	91	98	2017-18 SEASON: 2-2 H: 1-1 A: 1-1					
11/12/96	**	L	92	99	1/26/08	*	W	125	120	11/23/18	*	@	L	107	112
1/30/97	@	L	94	100	2/20/08	@	L	86	100	12/5/18		W	96	86	
2/26/97		L	80	83	3/29/08	@	L	97	110	2/22/19		L	106	112	
3/25/97	*	@	L	104	110	2007-08 SEASON: 1-3 H: 1-1 A: 0-2					3/31/19	@	L	96	113
1996-97 SEASON: 0-4 H: 0-2 A: 0-2					12/5/08		W	93	81	2018-19 SEASON: 1-3 H: 1-1 A: 0-2					
11/11/97		W	119	113	2/6/09		L	105	126	11/27/19		L	119	121	
1/7/98	@	L	102	110	3/4/09	@	W	118	95	1/4/20	@	W	140	114	
3/23/98		W	106	95	2008-09 SEASON: 2-1 H: 1-1 A: 1-0					2/24/20	@	L	97	124	
4/7/98	@	W	110	94	11/7/09	@	L	110	113	2019-20 SEASON: 1-2 H: 0-1 A: 1-1					
1997-98 SEASON: 3-1 H: 2-0 A: 1-1					11/18/09		W	106	91	* OT   ** 2OT   *** 3OT					
2/10/99		W	105	99	11/29/09	@	L	88	98						
2/16/99	**	@	W	93	89	1/12/10		W	104	102					
4/21/99		W	97	94	2009-10 SEASON: 2-2 H: 2-0 A: 0-2										
4/24/99	@	L	96	105	12/11/10	@	W	84	83						
1998-99 SEASON: 3-1 H: 2-0 A: 0-1					3/14/11		W	105	82						
11/14/99		W	109	89	4/5/11		L	81	82						
12/13/99	@	L	90	102	4/13/11	@	L	103	110						
12/19/99		W	85	84	2010-11 SEASON: 2-2 H: 1-1 A: 1-1										
2/10/00	@	W	112	90	1/26/12	@	L	91	98						
1999-00 SEASON: 3-1 H: 2-0 A: 1-1					3/24/12	@	L	85	101						
11/2/00	@	W	99	91	4/9/12		W	94	85						
11/16/00		L	72	76	2011-12 SEASON: 1-2 H: 1-0 A: 0-2										
12/23/00	@	L	90	92	10/31/12	@	L	92	101						
4/4/01		W	86	78	1/14/13		L	73	99						
2000-01 SEASON: 2-2 H: 1-1 A: 1-1					3/13/13	@	W	96	85						
11/7/01	@	L	92	108	4/13/13		L	87	91						
1/28/02	*	W	119	115	2012-13 SEASON: 1-3 H: 0-2 A: 1-1										
2/25/02		L	77	90	11/18/13	@	W	106	102						
4/16/02	@	L	84	92	12/5/13		L	81	101						
2001-02 SEASON: 1-3 H: 1-1 A: 0-2					2/21/14		W	102	96						
1/3/03		W	116	111	2013-14 SEASON: 2-1 H: 1-1 A: 1-0										
1/8/03	@	L	95	103	11/23/14		W	107	91						
3/30/03	@	L	100	102	2/23/15	@	W	90	87						
4/8/03		W	111	108	2/27/15		L	79	97						
2002-03 SEASON: 2-2 H: 1-1 A: 1-1					4/11/15	@	L	86	94						
1/11/04	*	@	W	108	107	2014-15 SEASON: 2-2 H: 1-1 A: 1-1									
2/11/04		W	110	102	11/9/15	@	L	92	94						
3/6/04	@	W	98	92	3/19/16		W	113	102						
3/12/04		W	98	89	4/12/16	@	L	84	110						
2003-04 SEASON: 4-0 H: 2-0 A: 2-0					2015-16 SEASON: 1-2 H: 1-0 A: 0-2										
12/19/04	@	W	92	82	11/4/16		L	88	99						
12/27/04		W	96	76	11/16/16	@	W	111	107						
2/3/05		L	103	106	1/4/17	@	L	106	115						
3/7/05	@	W	105	102	3/9/17		L	98	114						
2004-05 SEASON: 3-1 H: 1-1 A: 2-0					2016-17 SEASON: 1-3 H: 0-2 A: 1-1										
2/10/06	@	L	87	91											
3/5/06	@	W	102	86											
3/23/06		W	95	85											
4/18/06		W	101	95											
2005-06 SEASON: 3-1 H: 2-0 A: 1-1															

INTRO

PLAYERS

EXECUTIVE

B-BALL OPS

BUSINESS OPS

MEDIA

HISTORY

PLAYOFFS

REVIEW

OPPONENTS

NBA

FEDERFORUM

AT A GLANCE





# LOS ANGELES LAKERS

## WESTERN CONFERENCE PACIFIC DIVISION



**Home Court:** STAPLES Center – 18,997 (1999)  
**Office:** 2275 E. Mariposa Ave., El Segundo, CA 90245  
**Phone:** (310) 426-6000 **Website:** lakers.com

**Governor:** Jeanie Buss

**President, Business Operations:** Tim Harris

**VP, Basketball Operations & General Manager:** Rob Pelinka

**Head Coach:** Frank Vogel

**Assistant Coaches:** Jason Kidd, Lionel Hollins, Phil Handy, Miles Simon, Mike Penberthy, Quinton Crawford

**Director, Sports Performance:** Judy Seto

**Head Athletic Trainer:** Nina Hsieh

**Head Strength & Conditioning Coach:** Chhattin Hill

**Equipment Manager:** Andrew Henk

**Communications:** Alison Bogli, Ta'Nisha Cooper, Will Patterson, T.C. Greene, Matt Fleer

**Television:** Spectrum SportsNet, Bill Macdonald, Stu Lantz, Mike Trudell

**Radio:** ESPNLA Radio (710 AM), John Ireland, Mychal Thompson

## GRIZZLIES SERIES

**Overall:** 35-57

**Home:** 21-25

**Road:** 14-32

## LAST WIN/LOSS

	DATE	SCORE
Last Home Win	2/29/20	105-88
Last Home Loss	11/23/19	109-108
Last Road Win	12/23/18	107-99
Last Road Loss	2/21/20	117-105

## BIGGEST WIN/WORST LOSS

	DATE	MARGIN
Biggest Win	11/10/14	23
Worst Loss	1/14/02	39

## 2019-20 SEASON SERIES STATISTICS

### MEMPHIS VS. LOS ANGELES LAKERS

PLAYER	G-GS	MIN	FG-FGA	PCT	3FG-FGA	PCT	FT-FTA	PCT	OFF	DEF	TOT	AST	PF-DQ	STL	TO	BLK	PTS	AVG	HI
Morant	4-4	122	31-59	.525	6-11	.545	18-23	.783	4	9	13	25	7-0	8	17	0	86	21.5	27
Crowder	2-2	61	11-21	.524	5-15	.333	3-6	.500	1	10	11	4	5-0	1	5	1	30	15.0	21
Allen	1-0	21	4-14	.286	1-6	.167	4-4	1.000	1	4	5	1	1-0	2	4	0	13	13.0	13
Brooks	4-4	110	18-55	.327	8-23	.348	7-11	.636	3	10	13	9	18-1	2	7	0	51	12.8	24
Jo. Jackson	2-0	38	11-19	.579	2-5	.400	0-0	---	1	2	3	1	6-0	0	1	0	24	12.0	20
Valanciunas	4-4	103	21-39	.538	0-2	.000	6-7	.857	13	34	47	6	13-0	3	7	0	48	12.0	22
Ja. Jackson	3-3	68	11-29	.379	5-11	.455	7-10	.700	6	11	17	2	10-0	4	2	1	34	11.3	20
Clarke	3-0	72	15-27	.556	0-1	.000	2-3	.667	11	11	22	6	7-0	3	2	2	32	10.7	14
Anderson	4-2	95	13-27	.481	1-4	.250	1-2	.500	3	15	18	12	3-0	2	8	1	28	7.0	11
Dieng (MEM)	2-0	42	7-12	.583	1-5	.200	1-1	1.000	3	13	16	1	4-0	3	0	2	16	8.0	14
Konchar	1-0	12	2-2	1.000	1-1	1.000	0-0	---	3	0	3	2	1-0	2	0	1	5	5.0	5
Jones	4-0	71	8-26	.308	1-6	.167	2-5	.400	0	5	5	15	0-0	3	2	0	19	4.8	8
Hill	2-0	27	2-8	.250	2-5	.400	2-2	1.000	4	4	8	2	4-0	2	3	1	8	4.0	8
Watanabe	1-0	13	1-2	.500	0-0	---	1-2	.500	1	1	2	0	1-0	2	0	0	3	3.0	3
Melton	3-1	55	2-15	.133	1-5	.200	1-2	.500	1	4	5	7	3-0	4	4	1	6	2.0	3
Guduric	4-0	41	2-13	.154	2-8	.250	0-0	---	0	4	4	4	2-0	0	1	1	6	1.5	6
Caboclo	1-0	8	0-3	.000	0-2	.000	0-0	---	1	1	2	0	2-0	0	0	0	0	0.0	0
GRIZZLIES	4	960	159-371	.429	36-110	.327	55-78	.705	56	138	194	97	87-1	41	70	11	409	102.3	108

### LOS ANGELES LAKERS VS. MEMPHIS

PLAYER	G-GS	MIN	FG-FGA	PCT	3FG-FGA	PCT	FT-FTA	PCT	OFF	DEF	TOT	AST	PF-DQ	STL	TO	BLK	PTS	AVG	HI
Davis	4-4	121	29-60	.483	6-15	.400	41-49	.837	17	29	46	13	7-0	4	8	16	105	26.3	40
James	4-4	137	40-77	.519	7-26	.269	17-21	.810	3	16	19	29	2-0	3	17	4	104	26.0	32
Caldwell-Pope	4-1	111	18-41	.439	5-16	.313	7-10	.700	3	12	15	7	11-0	2	6	1	48	12.0	13
Bradley	3-3	73	13-27	.481	5-11	.455	1-3	.333	0	9	9	4	6-0	5	5	1	32	10.7	14
Kuzma	3-0	76	10-28	.357	1-7	.143	2-6	.333	0	12	12	6	8-0	1	5	1	23	7.7	10
Morris (LAL)	1-0	17	2-8	.250	1-5	.200	0-0	---	3	1	4	2	0-0	0	0	0	5	5.0	5
Rondo	3-0	67	9-23	.391	2-9	.222	1-4	.250	3	5	8	15	0-0	3	4	0	21	7.0	14
Green	3-3	72	6-16	.375	5-15	.333	2-2	1.000	0	8	8	6	5-0	7	5	2	19	6.3	8
Caruso	3-1	56	6-14	.429	2-6	.333	4-4	1.000	2	7	9	5	1-0	5	2	1	18	6.0	9
Howard	4-0	73	7-12	.583	0-0	---	8-16	.500	11	15	26	3	17-0	3	2	4	22	5.5	10
McGee	4-4	74	8-11	.727	0-0	---	3-5	.600	3	20	23	1	10-0	0	4	2	19	4.8	10
Daniels	3-0	41	4-13	.308	3-10	.300	0-0	---	1	3	4	1	1-0	0	2	0	11	3.7	5
Cook	2-0	24	3-10	.300	1-6	.167	0-0	---	0	4	4	1	0-0	1	2	0	7	3.5	7
Dudley	4-0	19	0-3	.000	0-3	.000	0-0	---	0	1	1	2	2-0	1	0	0	0	0.0	0
LAKERS	4	960	155-343	.452	38-129	.295	86-120	.717	46	142	188	95	70-0	35	65	32	434	108.5	120





## ALL-TIME SERIES

DATE	@	W/L	GRIZZ	OPP	DATE	@	W/L	GRIZZ	OPP	DATE	@	W/L	GRIZZ	OPP
11/17/95		L	91	114	11/12/06	@	L	81	91	11/5/17	@	L	102	107
12/1/95	@	L	100	113	1/9/07		W	128	118	12/27/17	@	W	109	99
2/28/96		L	80	99	3/22/07		L	119	121	1/15/18		W	123	114
4/5/96	@	L	94	104	3/27/07	@	W	88	86	3/24/18		L	93	100
<b>1995-96 SEASON: 0-4 H: 0-2 A: 0-2</b>					<b>2006-07 SEASON: 2-2 H: 1-1 A: 1-1</b>					<b>2017-18 SEASON: 2-2 H: 1-1 A: 1-1</b>				
1/5/97		L	82	95	1/8/08		L	101	117	12/8/18		L	88	111
1/14/97	@	L	81	91	1/13/08	@	L	99	100	12/23/18	@	W	107	99
2/21/97	@	L	91	99	3/28/08	@	W	114	111	2/25/19		W	110	105
3/27/97 *		L	98	102	<b>2007-08 SEASON: 1-2 H: 0-1 A: 1-1</b>					<b>2018-19 SEASON: 2-1 H: 1-1 A: 1-0</b>				
<b>1996-97 SEASON: 0-4 H: 0-2 A: 0-2</b>					12/22/08		L	96	105	10/29/19	@	L	91	120
11/16/97	@	L	95	121	1/31/09		L	98	115	11/23/19		L	108	109
1/6/98		L	87	100	3/3/09	@	L	89	99	2/1/20	@	L	105	117
3/15/98		L	110	119	4/12/09	@	L	75	92	2/29/20		W	105	88
4/8/98	@	L	102	113	<b>2008-09 SEASON: 0-4 H: 0-2 A: 0-2</b>					<b>2019-20 SEASON: 1-3 H: 1-1 A: 0-2</b>				
<b>1997-98 SEASON: 0-4 H: 0-2 A: 0-2</b>					11/6/09	@	L	98	114	<b>* OT   ** 2OT   *** 3OT</b>				
12/23/99		W	93	83	2/1/10		W	95	93					
3/29/99	@	L	98	116	2/23/10		L	98	99					
4/19/99	@	L	102	117	<b>2009-10 SEASON: 1-2 H: 1-1 A: 0-1</b>									
<b>1998-99 SEASON: 1-2 H: 1-0 A: 0-2</b>					11/2/10	@	L	105	124					
11/3/99	@	L	88	103	11/30/10		W	98	96					
12/11/99		L	94	106	1/2/11	@	W	104	85					
3/1/00	@	L	91	103	2/7/11		L	84	93					
3/29/00		L	99	108	<b>2010-11 SEASON: 2-2 H: 1-1 A: 1-1</b>									
<b>1999-00 SEASON: 0-4 H: 0-2 A: 0-2</b>					1/8/12	@	L	82	90					
11/4/00		L	89	98	3/13/12 **		L	111	116					
12/15/00	@	L	76	98	3/25/12	@	W	102	96					
1/15/01 *	@	L	112	113	<b>2011-12 SEASON: 1-2 H: 0-1 A: 1-1</b>									
3/3/01		L	88	98	11/23/12		W	106	98					
<b>2000-01 SEASON: 0-4 H: 0-2 A: 0-2</b>					1/23/13		W	106	93					
11/9/01	@	L	86	110	4/5/13	@	L	84	96					
12/21/01		W	114	108	<b>2012-13 SEASON: 2-1 H: 2-0 A: 0-1</b>									
1/14/02	@	L	81	120	11/15/13	@	W	89	86					
2/1/02		L	85	100	12/17/13		L	92	96					
<b>2001-02 SEASON: 1-3 H: 1-1 A: 0-2</b>					2/26/14		W	108	103					
11/29/02 *		L	106	112	4/13/14	@	W	102	90					
12/3/02	@	L	91	101	<b>2013-14 SEASON: 3-1 H: 1-1 A: 2-0</b>									
3/31/03	@	L	94	110	11/11/14		W	107	102					
4/4/03		L	101	102	11/26/14	@	W	99	93					
<b>2002-03 SEASON: 0-4 H: 0-2 A: 0-2</b>					1/2/15	@	W	109	106					
11/10/03		W	105	95	3/6/15		W	97	90					
11/23/03	@	L	89	121	<b>2014-15 SEASON: 4-0 H: 2-0 A: 2-0</b>									
1/21/04		W	88	82	12/27/15		W	112	96					
4/9/04	@	L	95	103	2/24/16		W	128	119					
<b>2003-04 SEASON: 2-2 H: 2-0 A: 0-2</b>					2/26/16	@	W	112	95					
11/10/04		W	110	87	3/22/16	@	L	100	107					
12/20/04	@	W	82	72	<b>2015-16 SEASON: 3-1 H: 2-0 A: 1-1</b>									
4/3/05		W	102	82	12/3/16		W	103	100					
<b>2004-05 SEASON: 3-0 H: 2-0 A: 1-0</b>					1/3/17	@	L	102	116					
11/14/05		W	85	73	4/2/17	@	L	103	108					
12/14/05		L	79	94	<b>2016-17 SEASON: 1-2 H: 1-0 A: 0-2</b>									
12/28/05 *	@	W	100	99										
2/11/06	@	W	100	99										
<b>2005-06 SEASON: 3-1 H: 1-1 A: 2-0</b>														

INTRO

PLAYERS

EXECUTIVE

B-BALL OPS

BUSINESS OPS

MEDIA

HISTORY

PLAYOFFS

REVIEW

OPPONENTS

NBA

FEDERATION

AT A GLANCE





# MIAMI HEAT



## EASTERN CONFERENCE SOUTHEAST DIVISION

**Home Court:** AmericanAirlines Arena  
– 19,600 (2000)

**Office:** 601 Biscayne Blvd., Miami, FL 33132

**Phone:** (776) 787-4328 **Website:** heat.com

**Managing General Partner:** Micky Arison

**Chief Executive Officer:** Nick Arison

**President:** Pat Riley

**Senior Vice President, Basketball Ops./General Manager:** Andy Elisburg

**Vice President, Player Programs:** Alonzo Mourning

**Vice President, Basketball Development and Analytics:** Shane Battier

**Vice President, Basketball Operations/Assistant General Manager:** Adam Simon

**Head Coach:** Erik Spoelstra

**Assistant Coaches:** Chris Quinn, Malik Allen, Caron Butler

**Assistant Coach/Player Development:** Octavio de la Granan

**Head Athletic Trainer/Facility Health & Hygiene Manager:** Jay Sabol

**Head Strength & Conditioning Coach:** Eric Foran

**Sports Media Relations:** Tim Donovan, Rob Wilson, Michael Lissack,  
Nick Maiorana, Maddox Burnett

**Television:** FOX Sports Sun, Eric Reid, John Crotty, Jason Jackson

**Radio (English):** 790 The Ticket (AM 790/FM 104.3 HD-2), Mike Inglis,  
Ruth Riley Hunter, Ron Rothstein

**Radio (Spanish):** WAQI (710 AM), José Pañeda, Joe Pujala

## GRIZZLIES SERIES

**Overall:** 20-27

**Home:** 12-11

**Road:** 8-16

## LAST WIN/LOSS

	DATE	SCORE
Last Home Win	12/16/19	118-111
Last Home Loss	12/14/18	100-97
Last Road Win	11/26/16	110-107
Last Road Loss	10/23/19	120-101

## BIGGEST WIN/WORST LOSS

	DATE	SCORE	MARGIN
Biggest Win	12/13/09	118-90	28
Worst Loss	3/12/11	85-118	33

## 2019-20 SEASON SERIES STATISTICS

### MEMPHIS VS. MIAMI

PLAYER	G-GS	MIN	FG-FGA	PCT	3FG-FGA	PCT	FT-FTA	PCT	OFF	DEF	TOT	AST	PF-DQ	STL	TO	BLK	PTS	AVG	HI
Morant	2-2	57	15-26	.577	2-5	.400	2-4	.500	0	5	5	14	7-0	1	10	1	34	17.0	20
Ja. Jackson	2-2	65	10-26	.385	5-17	.294	7-9	.778	1	7	8	2	7-0	3	7	2	32	16.0	17
Valanciunas	2-2	41	11-16	.688	1-3	.333	5-10	.500	2	9	11	2	6-0	1	3	3	28	14.0	21
Crowder	2-2	64	7-24	.292	3-18	.167	6-8	.750	6	5	11	4	3-0	1	3	1	23	11.5	13
Clarke	2-0	49	8-15	.533	1-2	.500	5-6	.833	5	11	16	2	5-0	0	0	2	22	11.0	14
Guduric	1-0	24	4-8	.500	0-3	.000	1-1	1.000	0	2	2	2	1-0	0	3	0	9	9.0	9
Jones	2-0	40	7-15	.467	0-1	.000	3-5	.600	0	2	2	9	4-0	2	2	1	17	8.5	15
Brooks	2-2	41	6-16	.375	2-7	.286	2-2	1.000	1	6	7	3	10-0	1	2	2	16	8.0	9
Hill	1-0	11	3-6	.500	2-4	.500	0-0	---	1	0	1	3	1-0	0	0	0	8	8.0	8
Melton	2-0	28	3-7	.429	1-1	1.000	9-13	.692	4	3	7	6	1-0	2	3	0	16	8.0	16
Allen	1-0	21	2-6	.333	1-5	.200	0-0	---	0	1	1	2	3-0	0	2	0	5	5.0	5
Anderson	2-0	35	3-6	.500	0-1	.000	1-2	.500	4	7	11	1	3-0	2	3	0	7	3.5	4
Coboclo	1-0	5	1-4	.250	0-1	.000	0-0	---	1	2	3	0	0-0	0	1	1	2	2.0	2
GRIZZLIES	2	480	80-175	.457	18-68	.265	41-60	.683	25	60	85	50	51-0	13	41	13	219	109.5	118

### MIAMI VS. MEMPHIS

PLAYER	G-GS	MIN	FG-FGA	PCT	3FG-FGA	PCT	FT-FTA	PCT	OFF	DEF	TOT	AST	PF-DQ	STL	TO	BLK	PTS	AVG	HI
Winslow	1-1	37	10-21	.476	1-2	.500	6-9	.667	2	5	7	7	2-0	1	3	1	27	27.0	27
Butler	1-1	39	6-12	.500	1-2	.500	12-14	.857	3	1	4	8	1-0	1	3	0	25	25.0	25
Nunn	2-2	55	18-34	.529	3-6	.500	3-3	1.000	2	2	4	6	6-0	2	4	0	42	21.0	24
Dragic	1-0	25	4-9	.444	2-4	.500	9-10	.900	0	3	3	3	1-0	1	4	2	19	19.0	19
Herro	2-1	72	13-34	.382	3-7	.429	7-7	1.000	1	12	13	4	3-0	3	2	0	36	18.0	22
Adebayo	2-2	68	7-19	.368	0-1	.000	14-18	.778	4	20	24	8	8-0	4	9	3	28	14.0	14
Jones	2-0	47	8-12	.667	1-3	.333	2-3	.667	1	1	2	0	10-0	4	2	2	19	9.5	15
Robinson	2-1	46	5-11	.455	5-11	.455	0-0	---	0	4	4	1	7-0	0	2	0	15	7.5	12
Silva	2-0	14	4-4	1.000	0-0	---	2-2	1.000	3	3	6	0	7-0	0	3	3	10	5.0	8
Olynyk	2-0	40	1-6	.167	1-2	.500	4-4	1.000	1	10	11	1	7-0	1	2	3	7	3.5	7
Leonard	2-2	35	1-4	.250	1-4	.250	0-0	---	1	6	7	2	7-0	1	0	1	3	1.5	3
Macon	1-0	1	0-0	---	0-0	---	0-0	---	0	0	0	0	0-0	0	0	0	0	0.0	0
Okpala	1-0	1	0-0	---	0-0	---	0-0	---	0	1	1	0	0-0	0	1	0	0	0.0	0
HEAT	2	480	77-166	.464	18-42	.429	59-70	.843	18	68	86	40	59-0	18	35	15	231	115.5	120





## ALL-TIME SERIES

DATE	@	W/L	GRIZZ	OPP
11/25/95	@	L	91	111
1/13/96		W	69	65
<b>1995-96 SEASON: 1-1 H: 1-0 A: 0-1</b>				
11/20/96		L	75	94
3/14/97	@	L	82	88
<b>1996-97 SEASON: 0-2 H: 0-1 A: 0-1</b>				
1/11/98		L	90	96
3/18/98	@	L	91	94
<b>1997-98 SEASON: 0-2 H: 0-1 A: 0-1</b>				
NO GAMES				
<b>1998-99 SEASON: 0-0 H: 0-0 A: 0-0</b>				
1/4/00	@	W	91	87
1/16/00		L	83	94
<b>1999-00 SEASON: 1-1 H: 0-1 A: 1-0</b>				
1/19/01		L	86	97
3/17/01	@	L	81	95
<b>2000-01 SEASON: 0-2 H: 0-1 A: 0-1</b>				
12/28/01	@	W	91	86
3/9/02		L	88	93
<b>2001-02 SEASON: 1-1 H: 0-1 A: 1-0</b>				
12/10/02	@	W	107	96
2/28/03 *		W	126	116
<b>2002-03 SEASON: 2-0 H: 1-0 A: 1-0</b>				
12/12/03	@	L	88	91
12/19/03		W	97	83
<b>2003-04 SEASON: 1-1 H: 1-0 A: 0-1</b>				
12/10/04	@	L	84	92
4/8/05		W	97	81
<b>2004-05 SEASON: 1-1 H: 1-0 A: 0-1</b>				
11/2/05		L	78	97
1/24/06	@	L	82	94
<b>2005-06 SEASON: 0-2 H: 0-1 A: 0-1</b>				
12/2/06		L	97	98
12/16/06		L	90	98
<b>2006-07 SEASON: 0-2 H: 0-1 A: 0-1</b>				
1/6/08		W	101	94
4/11/08	@	W	96	91
<b>2007-08 SEASON: 2-0 H: 1-0 A: 1-0</b>				

DATE	@	W/L	GRIZZ	OPP
12/14/08		W	102	86
3/23/09	@	L	82	94
<b>2008-09 SEASON: 1-1 H: 1-0 A: 0-1</b>				
12/13/09	@	W	118	90
2/19/10 **		L	87	100
<b>2009-10 SEASON: 1-1 H: 0-1 A: 1-0</b>				
11/20/10		W	97	95
3/12/11	@	L	85	118
<b>2010-11 SEASON: 1-1 H: 1-0 A: 0-1</b>				
4/6/12	@	W	97	82
<b>2011-12 SEASON: 1-0 H: 0-0 A: 1-0</b>				
11/11/12		W	104	86
3/1/13	@	L	91	98
<b>2012-13 SEASON: 1-1 H: 1-0 A: 0-1</b>				
3/21/14	@	L	86	91
4/9/14		W	107	102
<b>2013-14 SEASON: 1-1 H: 1-0 A: 0-1</b>				
12/7/14		W	103	87
12/27/14	@	W	103	95
<b>2014-15 SEASON: 2-0 H: 1-0 A: 1-0</b>				
12/13/15	@	L	97	100
12/29/15 *		W	99	90
<b>2015-16 SEASON: 1-1 H: 1-0 A: 0-1</b>				
11/25/16		L	81	90
11/26/16	@	W	110	107
<b>2016-17 SEASON: 1-1 H: 0-1 A: 1-0</b>				
12/11/17		L	82	107
2/24/18	@	L	89	115
<b>2017-18 SEASON: 0-2 H: 0-1 A: 0-1</b>				
12/14/18		L	97	100
1/12/19		L	108	112
<b>2018-19 SEASON: 0-2 H: 0-1 A: 0-1</b>				
10/23/19	@	L	101	120
12/16/19		W	118	111
<b>2019-20 SEASON: 1-1 H: 1-0 A: 0-1</b>				

\* OT | \*\* 2OT | \*\*\* 3OT

INTRO

PLAYERS

EXECUTIVE

B-BALL OPS

BUSINESS OPS

MEDIA

HISTORY

PLAYOFFS

REVIEW

OPPONENTS

NBA

FEDERATION

AT A GLANCE





# MILWAUKEE BUCKS



## EASTERN CONFERENCE CENTRAL DIVISION

**Home Court:** Fiserv Forum – 17,341 (2018)  
**Office:** 1111 Vel R. Phillips Avenue Milwaukee, WI 53203  
**Phone:** (414) 489-2120 **Website:** bucks.com

**Owners:** Marc Lasry, Wes Edens, Jamie Dinan, Mike Fascitelli

**Chief Operating Office:** Mike McCarthy

**Vice President of Basketball Operations:** Dave Dean

**Director of Basketball Operations:** Tony Bollier

**General Manager:** Jon Horst

**Head Coach:** Mike Budenholzer

**Assistant Coaches:** Darvin Ham, Charles Lee, Bill Sullivan, Patrick St. Andrews, Chad Forcier, Vin Baker, Josh Oppenheimer

**Player Development Manager:** Harold Hichez

**Equipment Manager:** Trevor Poulson

**Head Athletic Trainer:** Scott Faust

**Head Strength & Conditioning Coach:** Suki Hobson

**Communications:** Barry Baum, Dan Smyczek, Hilary Dickinson, Eric Kohlbeck, Grace Murray

**Television:** Fox Sports Wisconsin, Jim Paschke, Marques Johnson, Steve Novak, Zora Stephenson

**Radio:** 103.3 FM and 620 AM WTMJ, Ted Davis, Dennis Krause

## GRIZZLIES SERIES

**Overall:** 23-24

**Home:** 13-11

**Road:** 10-13

## LAST WIN/LOSS

	DATE	SCORE
<b>Last Home Win</b>	8/13/20	119-106
<b>Last Home Loss</b>	12/13/19	127-114
<b>Last Road Win</b>	11/14/18	116-113
<b>Last Road Loss</b>	11/13/17	110-103

## BIGGEST WIN/WORST LOSS

	DATE	MARGIN
<b>Biggest Win</b>	3/13/17*	20 (3x)
<b>Worst Loss</b>	11/26/97	19

\* most recent occurrence

## 2019-20 SEASON SERIES STATISTICS

### MEMPHIS VS. MILWAUKEE

PLAYER	G-GS	MIN	FG-FGA	PCT	3FG-FGA	PCT	FT-FTA	PCT	OFF	DEF	TOT	AST	PF-QD	STL	TO	BLK	PTS	AVG	HI
Ja. Jackson	1-1	29	14-21	.667	9-15	.600	6-9	.667	0	5	5	1	5-0	0	3	1	43	43.0	43
Brooks	2-2	67	18-35	.514	8-14	.571	6-9	.667	0	4	4	5	4-0	0	5	2	50	25.0	31
Valanciunas	2-2	52	14-27	.519	3-4	.750	3-4	.750	5	20	25	14	5-0	0	4	1	34	17.0	26
Crowder	1-1	33	3-11	.273	3-9	.333	6-6	1.000	0	11	11	4	2-0	1	2	1	15	15.0	15
Morant	1-1	34	5-17	.294	0-4	.000	2-2	1.000	4	9	13	10	3-0	0	6	0	12	12.0	12
Dieng (MEM)	1-0	15	1-6	.167	1-3	.333	4-4	1.000	1	3	4	1	1-0	0	1	0	7	7.0	7
Clarke	1-0	28	4-9	.444	0-2	.000	2-4	.500	0	7	7	1	3-0	1	2	1	10	10.0	10
Jones	1-1	25	4-8	.500	1-2	.500	1-1	1.000	1	1	2	7	1-0	1	1	0	10	10.0	10
Allen	1-0	27	4-6	.667	1-2	.500	0-0	---	0	1	1	0	1-0	0	1	0	9	9.0	9
Hill	1-0	30	3-10	.300	2-7	.286	0-0	---	2	0	2	4	2-0	1	1	0	8	8.0	8
Tolliver (MEM)	1-1	20	3-5	.600	3-5	.600	0-0	---	1	3	4	2	1-0	1	1	0	9	9.0	9
Anderson	2-1	47	5-10	.500	2-4	.500	3-5	.600	3	6	9	7	6-0	3	4	1	15	7.5	10
Melton	2-0	43	4-15	.267	0-6	.000	1-2	.500	1	6	7	7	6-0	2	0	1	9	4.5	5
Caboclo	1-0	14	1-3	.333	0-1	.000	0-0	---	2	2	4	0	4-0	2	0	1	2	2.0	2
Guduric	1-0	13	0-5	.000	0-4	.000	0-0	---	0	2	2	0	0-0	1	0	0	0	0.0	0
Konchar	1-0	1	0-0	---	0-0	---	0-0	---	0	0	0	0	0-0	0	0	0	0	0.0	0
<b>GRIZZLIES</b>	<b>2</b>	<b>480</b>	<b>83-188</b>	<b>.441</b>	<b>33-82</b>	<b>.402</b>	<b>34-46</b>	<b>.739</b>	<b>20</b>	<b>80</b>	<b>100</b>	<b>63</b>	<b>44-0</b>	<b>13</b>	<b>31</b>	<b>9</b>	<b>233</b>	<b>116.5</b>	<b>119</b>

### MILWAUKEE VS. MEMPHIS

PLAYER	G-GS	MIN	FG-FGA	PCT	3FG-FGA	PCT	FT-FTA	PCT	OFF	DEF	TOT	AST	PF-QD	STL	TO	BLK	PTS	AVG	HI
G. Antetokounmpo	1-1	27	12-23	.522	3-7	.429	10-13	.769	2	9	11	2	4-0	1	4	0	37	37.0	37
Middleton	2-2	56	15-32	.469	3-7	.429	7-8	.875	0	7	7	7	3-0	1	9	0	40	20.0	26
Mason	1-0	26	7-13	.538	3-6	.500	1-2	.500	2	2	4	8	2-0	1	1	1	18	18.0	18
B. Lopez	2-2	43	10-22	.455	3-12	.250	6-7	.857	5	14	19	3	5-0	0	1	4	29	14.5	19
DiVincenzo	2-0	38	9-17	.529	3-6	.500	2-4	.500	1	5	6	7	5-0	2	6	0	23	11.5	17
Wilson	2-1	51	10-17	.588	3-8	.375	0-0	---	2	10	12	2	3-0	1	1	0	23	11.5	12
Hill	1-0	29	2-5	.400	1-2	.500	3-3	1.000	2	4	6	5	2-0	0	0	0	8	8.0	8
Bledsoe	2-2	37	4-14	.286	0-3	.000	7-8	.875	1	5	6	9	3-0	3	3	0	15	7.5	12
Brown	2-0	38	4-12	.333	3-6	.500	2-2	1.000	3	6	9	2	1-0	1	2	0	13	6.5	8
Williams (MIL)	1-0	10	2-2	1.000	1-1	1.000	0-0	---	0	3	3	0	0-0	0	0	0	5	5.0	5
Korver	1-0	21	1-3	.333	1-2	.500	1-1	1.000	0	1	1	0	1-0	0	1	0	4	4.0	4
R. Lopez	2-0	29	2-10	.200	0-4	.000	4-6	.667	0	6	6	0	3-0	0	0	1	8	4.0	5
Matthews	1-1	25	2-6	.333	0-2	.000	0-0	---	1	3	4	0	4-0	0	0	0	4	4.0	4
Connaughton	2-1	32	2-6	.333	0-3	.000	0-0	---	0	6	6	2	3-0	1	3	0	4	2.0	2
T. Antetokounmpo	2-0	18	1-4	.250	0-2	.000	0-2	.000	0	1	1	2	4-0	1	1	0	2	1.0	2
<b>BUCKS</b>	<b>2</b>	<b>480</b>	<b>83-186</b>	<b>.446</b>	<b>24-71</b>	<b>.338</b>	<b>43-56</b>	<b>.768</b>	<b>19</b>	<b>82</b>	<b>101</b>	<b>49</b>	<b>43-0</b>	<b>12</b>	<b>32</b>	<b>6</b>	<b>233</b>	<b>116.5</b>	<b>127</b>





## ALL-TIME SERIES

DATE	@	W/L	GRIZZ	OPP
12/3/95		L	95	109
1/22/96	@	W	100	92
<b>1995-96 SEASON: 1-1 H: 0-1 A: 1-0</b>				
11/6/96	@	L	89	105
4/1/97		L	91	102
<b>1996-97 SEASON: 0-2 H: 0-1 A: 0-1</b>				
11/15/97		W	109	94
11/26/97	@	L	82	101
<b>1997-98 SEASON: 1-1 H: 1-0 A: 0-1</b>				
NO GAMES				
<b>1998-99 SEASON: 0-0 H: 0-0 A: 0-0</b>				
1/31/00		L	87	92
2/19/00	@	W	111	100
<b>1999-00 SEASON: 1-1 H: 0-1 A: 1-0</b>				
1/7/01		W	120	117
2/23/01	@	L	81	93
<b>2000-01 SEASON: 1-1 H: 1-0 A: 0-1</b>				
12/18/01		L	105	114
2/7/02	@	L	103	107
<b>2001-02 SEASON: 0-2 H: 0-1 A: 0-1</b>				
12/20/02		W	95	84
2/16/03	@	W	101	95
<b>2002-03 SEASON: 2-0 H: 1-0 A: 1-0</b>				
2/6/04		W	105	85
2/27/04	@	L	104	106
<b>2003-04 SEASON: 1-1 H: 1-0 A: 0-1</b>				
1/15/05		W	101	82
4/1/05	@	W	93	82
<b>2004-05 SEASON: 2-0 H: 1-0 A: 1-0</b>				
2/4/06	@	L	78	88
4/7/06		W	100	90
<b>2005-06 SEASON: 1-1 H: 1-0 A: 0-1</b>				
12/8/06	@	L	94	100
12/27/06		L	96	112
<b>2006-07 SEASON: 0-2 H: 0-1 A: 0-1</b>				
11/14/07	@	L	99	102
2/5/08		L	97	102
<b>2007-08 SEASON: 0-2 H: 0-1 A: 0-1</b>				

DATE	@	W/L	GRIZZ	OPP
11/14/08 *		L	96	101
4/4/09	@	W	107	102
<b>2008-09 SEASON: 1-1 H: 0-1 A: 1-0</b>				
11/21/09		L	98	103
3/28/10 *	@	L	103	108
<b>2009-10 SEASON: 0-2 H: 1-0 A: 0-1</b>				
1/22/11	@	W	94	81
2/11/11		W	89	86
<b>2010-11 SEASON: 2-0 H: 1-0 A: 1-0</b>				
3/31/12	@	W	99	95
<b>2011-12 SEASON: 1-0 H: 0-0 A: 1-0</b>				
11/7/12	@	W	108	90
12/19/12		W	90	80
<b>2012-13 SEASON: 2-0 H: 1-0 A: 1-0</b>				
1/15/14	@	W	82	77
2/1/14		W	99	90
<b>2013-14 SEASON: 2-0 H: 1-0 A: 1-0</b>				
11/8/14	@	L	92	93
3/14/15		W	96	83
<b>2014-15 SEASON: 1-1 H: 1-0 A: 0-1</b>				
1/28/16		W	103	83
3/17/16	@	L	86	96
<b>2015-16 SEASON: 1-1 H: 1-0 A: 0-1</b>				
11/12/16	@	L	96	106
3/13/17		W	113	93
<b>2016-17 SEASON: 1-1 H: 1-0 A: 0-1</b>				
11/13/17	@	L	103	110
3/12/18		L	103	121
<b>2017-18 SEASON: 0-2 H: 0-1 A: 0-1</b>				
11/14/18	@	W	116	113
1/16/19		L	101	111
<b>2018-19 SEASON: 1-1 H: 0-1 A: 1-0</b>				
12/13/19		L	114	127
8/13/20		W	119	106
<b>2019-20 SEASON: 1-1 H: 1-1 A: 0-0</b>				

\* OT | \*\* 2OT | \*\*\* 3OT

INTRO

PLAYERS

EXECUTIVE

B-BALL OPS

BUSINESS OPS

MEDIA

HISTORY

PLAYOFFS

REVIEW

OPPONENTS

NBA

FEDERATION

AT A GLANCE





# MINNESOTA TIMBERWOLVES



## WESTERN CONFERENCE NORTHWEST DIVISION

**Home Court:** Target Center – 19,356 (1990)  
**Office:** 600 N 1<sup>st</sup> Ave, Minneapolis, MN 55403  
**Phone:** (612) 673-1600 **Website:** timberwolves.com

**Owner:** Glen Taylor

**Chief Executive Officer:** Ethan Casson

**President of Basketball Operations:** Gersson Rosas

**Executive Vice President of Basketball Operations:** Sachin Gupta

**Assistant General Manager/Iowa Wolves GM:** Gianluca Pascucci

**Assistant General Managers:** Joe Branch, Emmanuel Rohan

**Head Coach:** Ryan Saunders

**Assistant Coaches:** Bryan Gates, Kevin Hanson, Kevin Burleson, Joseph Blair

**Vice President of Player Health/Head Athletic Trainer:** Gregg Farnam

**Head Strength & Conditioning Coach:** Bill Burgos

**Communications Staff:** Bri Bauer, Aaron Freeman, Sara Perez, Corrie Hemry

**Television:** FOX Sports North, Dave Benz, Jim Petersen, Marney Gellner

**Radio:** WCCO-AM 830, Alan Horton

## GRIZZLIES SERIES

**Overall:** 45-49

**Home:** 26-21

**Road:** 19-28

## LAST WIN/LOSS

	DATE	SCORE
Last Home Win	1/7/20	119-112
Last Home Loss	3/23/19	112-99
Last Road Win	12/1/19	115-107
Last Road Loss	1/30/19	99-97

## BIGGEST WIN/WORST LOSS

	DATE	MARGIN
Biggest Win	12/1/07	29
Worst Loss	11/1/16	36

## 2019-20 SEASON SERIES STATISTICS

### MEMPHIS VS. MINNESOTA

PLAYER	G-GS	MIN	FG-FGA	PCT	3FG-FGA	PCT	FT-FTA	PCT	OFF	DEF	TOT	AST	PF-QD	STL	TO	BLK	PTS	AVG	HI
Brooks	3-3	93	29-54	.537	11-16	.688	16-16	1.000	2	7	9	5	13-0	1	7	0	85	28.3	31
Morant	2-2	57	21-37	.568	0-1	.000	9-12	.750	4	4	8	11	3-0	1	8	0	51	25.5	26
Crowder	3-3	98	14-25	.560	7-14	.500	9-12	.750	3	18	21	8	5-0	7	2	1	44	14.7	18
Ja, Jackson	3-3	65	12-30	.400	6-18	.333	3-4	.750	2	11	13	5	13-1	1	4	4	33	11.0	21
Jones	3-1	65	11-22	.500	1-5	.200	3-4	.750	0	5	5	13	4-0	2	6	2	26	8.7	12
Caboclo	2-0	43	7-19	.368	1-7	.143	2-3	.667	5	11	16	3	4-0	3	3	2	17	8.5	12
Clarke	3-1	50	9-14	.643	0-2	.000	6-6	1.000	3	10	13	4	5-0	0	2	1	24	8.0	18
Hill	3-0	57	9-17	.529	4-9	.444	1-2	.500	3	10	13	7	2-0	3	0	0	23	7.7	11
Allen	2-0	36	5-13	.385	3-8	.375	2-2	1.000	0	5	5	0	4-0	1	0	0	15	7.5	13
Guduric	2-0	29	6-11	.545	2-3	.667	1-1	1.000	1	4	5	6	3-0	0	3	0	15	7.5	8
Melton	2-0	44	4-15	.267	1-6	.167	6-6	1.000	3	8	11	9	3-0	3	2	1	15	7.5	9
Valanciunas	2-2	50	6-15	.400	0-2	.000	2-2	1.000	2	18	20	6	3-0	1	4	1	14	7.0	10
Anderson	2-0	33	4-5	.800	0-0	---	1-2	.500	1	3	4	6	4-0	1	2	0	9	4.5	7
<b>GRIZZLIES</b>	<b>3</b>	<b>720</b>	<b>137-277</b>	<b>.495</b>	<b>36-91</b>	<b>.396</b>	<b>61-72</b>	<b>.847</b>	<b>29</b>	<b>114</b>	<b>143</b>	<b>83</b>	<b>66-1</b>	<b>24</b>	<b>43</b>	<b>12</b>	<b>371</b>	<b>123.7</b>	<b>137</b>

### MINNESOTA VS. MEMPHIS

PLAYER	G-GS	MIN	FG-FGA	PCT	3FG-FGA	PCT	FT-FTA	PCT	OFF	DEF	TOT	AST	PF-QD	STL	TO	BLK	PTS	AVG	HI
Towns	2-2	69	15-39	.385	4-21	.190	12-12	1.000	6	19	25	7	6-0	0	5	2	46	23.0	25
Wiggins	3-3	103	23-51	.451	7-22	.318	10-13	.769	4	8	12	15	8-0	3	10	4	63	21.0	30
Culver	3-3	84	19-36	.528	6-14	.429	9-17	.529	5	12	17	9	10-0	3	2	0	53	17.7	24
Teague	2-0	55	9-18	.500	3-5	.600	10-10	1.000	0	4	4	12	5-0	2	6	0	31	15.5	18
Covington	3-3	89	15-30	.500	10-21	.476	3-3	1.000	2	9	11	3	8-0	4	6	3	43	14.3	17
Reid	1-0	11	3-6	.500	1-3	.333	3-3	1.000	3	2	5	1	3-0	0	1	0	10	10.0	10
Layman	1-0	22	3-7	.429	1-3	.333	2-2	1.000	0	0	0	2	1-0	3	2	0	9	9.0	9
Graham	2-1	53	5-14	.357	2-4	.500	4-4	1.000	3	8	11	4	6-0	1	2	1	16	8.0	10
Bates-Diop	2-0	42	5-12	.417	2-5	.400	1-2	.500	0	10	10	3	3-0	2	2	0	13	6.5	10
Dieng	3-1	39	6-16	.375	2-10	.200	2-3	.667	2	5	7	4	5-0	3	4	2	16	5.3	11
McLaughlin	1-0	22	2-7	.286	1-4	.250	0-0	---	0	0	0	2	0-0	0	0	0	5	5.0	5
Napier	2-1	33	3-11	.273	2-8	.250	2-3	.667	0	4	4	4	5-0	2	3	0	10	5.0	6
Okogie	3-1	53	4-12	.333	1-5	.200	5-6	.833	1	9	10	4	6-0	2	2	1	14	4.7	7
Vonleh	2-0	30	3-7	.429	0-1	.000	3-4	.750	3	7	10	4	0-0	1	0	1	9	4.5	5
Martin	1-0	14	1-5	.200	0-2	.000	0-0	---	1	2	3	0	0-0	0	0	0	2	2.0	2
Nowell	1-0	1	0-0	---	0-0	---	0-0	---	0	0	0	0	0-0	0	0	0	0	0.0	0
<b>TIMBERWOLVES</b>	<b>3</b>	<b>720</b>	<b>116-271</b>	<b>.428</b>	<b>42-128</b>	<b>.328</b>	<b>66-82</b>	<b>.805</b>	<b>30</b>	<b>99</b>	<b>129</b>	<b>74</b>	<b>66-0</b>	<b>26</b>	<b>47</b>	<b>14</b>	<b>340</b>	<b>113.3</b>	<b>121</b>





## ALL-TIME SERIES

DATE	@	W/L	GRIZZ	OPP	DATE	@	W/L	GRIZZ	OPP	DATE	@	W/L	GRIZZ	OPP
11/5/95 *		W	100	98	1/12/07		L	110	116	12/4/17		W	95	92
11/28/95	@	L	98	121	2/9/07 *		W	105	97	3/26/18	@	W	101	93
3/17/96	@	L	85	90	4/18/07	@	W	116	94	4/9/18	@	L	94	113
4/3/96		W	105	103	2006-07 SEASON: 2-1 H: 1-1 A: 1-0					2017-18 SEASON: 2-1 H: 1-0 A: 1-1				
1995-96 SEASON: 2-2 H: 2-0 A: 0-2					12/1/07		W	109	80	11/18/18	@	W	100	87
1/23/97		L	76	95	3/19/08	@	L	94	98	1/30/19 *	@	L	97	99
2/6/97	@	L	86	103	4/6/08	@	W	113	101	2/5/19		W	108	106
2/19/97		L	73	84	4/12/08		L	105	114	3/23/19		L	99	112
3/19/97	@	L	72	95	2007-08 SEASON: 2-2 H: 1-1 A: 1-1					2018-19 SEASON: 2-2 H: 1-1 A: 1-1				
1996-97 SEASON: 0-4 H: 0-2 A: 0-2					12/29/08 *	@	L	98	108	11/6/19		W	137	121
11/7/97		L	97	108	1/6/09		L	87	94	12/1/19	@	W	115	107
11/29/97	@	L	87	106	3/11/09	@	L	79	104	1/7/20		W	119	112
1/29/98		L	106	112	2008-09 SEASON: 0-3 H: 0-1 A: 0-2					2019-20 SEASON: 3-0 H: 2-0 A: 1-0				
3/21/98	@	L	88	102	11/14/09		W	97	87	* OT   ** 2OT   *** 3OT				
1997-98 SEASON: 0-4 H: 0-2 A: 0-2					12/2/09	@	W	97	95					
2/19/99	@	L	96	115	1/15/10		W	135	110					
3/4/99		L	93	102	2/6/10	@	L	102	109	2009-10 SEASON: 3-1 H: 2-0 A: 1-1				
3/18/99		W	86	81	2010-11 SEASON: 4-0 H: 2-0 A: 2-0									
4/16/99	@	L	75	89										
1998-99 SEASON: 1-3 H: 1-1 A: 0-2										10/30/10		W	109	89
11/21/99		L	81	105	2/2/11	@	W	102	84	1/4/12	@	W	90	86
11/27/99	@	L	82	113	2/23/11	@	W	104	95	2/8/12		W	85	80
2/18/00	@	L	91	103	4/2/11		W	106	89	3/27/12		W	93	86
4/14/00 **		L	94	104	2011-12 SEASON: 4-0 H: 2-0 A: 2-0					4/17/12	@	W	91	84
1999-00 SEASON: 0-4 H: 0-2 A: 0-2					1/4/12	@	W	90	86	2012-13 SEASON: 3-0 H: 2-0 A: 1-0				
11/22/00	@	L	100	101	2/8/12		W	85	80					
1/21/01		L	94	96	3/24/14		W	109	92					
2/18/01	@	W	110	102	4/2/14	@	L	88	102	2013-14 SEASON: 2-2 H: 1-1 A: 1-1				
4/10/01		L	91	104	2014-15 SEASON: 2-1 H: 1-0 A: 1-1									
2000-01 SEASON: 1-3 H: 0-2 A: 1-1														
11/2/01	@	L	102	111						2/6/15	@	L	89	90
12/6/01		L	80	105	2015-16 SEASON: 2-2 H: 1-1 A: 1-1					11/15/15	@	W	114	106
3/21/02		L	93	95	1/23/16	@	L	101	106	2/19/16		W	109	104
4/3/02	@	L	81	92	3/16/16		L	108	114	2016-17 SEASON: 3-1 H: 2-0 A: 1-1				
2001-02 SEASON: 0-4 H: 0-2 A: 0-2					10/26/16		W	102	98					
11/15/02		L	95	99	11/1/16	@	L	80	116					
11/19/02 *	@	L	106	110	11/19/16		W	93	71	2017-18 SEASON: 2-1 H: 1-0 A: 1-1				
3/18/03	@	L	80	96	2/4/17	@	W	107	99					
4/16/03		L	87	95	2018-19 SEASON: 2-2 H: 1-1 A: 1-1									
2002-03 SEASON: 0-4 H: 0-2 A: 0-2										2019-20 SEASON: 3-0 H: 2-0 A: 1-0				
11/28/03		L	98	102										
2/8/04	@	W	99	98										
4/4/04	@	L	82	90	2020-21 SEASON: 3-1 H: 2-0 A: 1-1									
4/14/04		L	90	107										
2003-04 SEASON: 1-3 H: 0-2 A: 1-1														
11/26/04	@	L	90	115	2021-22 SEASON: 3-1 H: 2-0 A: 1-1									
1/1/05	@	W	104	95										
2/8/05		W	108	96										
3/18/05		W	88	83	2022-23 SEASON: 3-1 H: 2-0 A: 1-1									
2004-05 SEASON: 3-1 H: 2-0 A: 1-1														
1/25/06		W	107	87										
2/26/06	@	L	99	105	2023-24 SEASON: 3-1 H: 2-0 A: 1-1									
4/11/06		W	92	76										
4/19/06 **	@	W	102	92										
2005-06 SEASON: 3-1 H: 2-0 A: 1-1														

INTRO

PLAYERS

EXECUTIVE

B-BALL OPS

BUSINESS OPS

MEDIA

HISTORY

PLAYOFFS

REVIEW

OPPONENTS

NBA

FEDERFORUM

AT A GLANCE





# NEW ORLEANS PELICANS



## WESTERN CONFERENCE SOUTHWEST DIVISION

**Home Court:** Smoothie King Center – 16,867 (1999)

**Office:** 5800 Airline Drive, Metairie, LA 70003

**Phone:** (504) 593-4700 **Website:** pelicans.com

**Governor:** Gayle Benson

**President:** Dennis Lauscha

**Executive Vice President of Basketball Operations:** David Griffin

**General Manager:** Trajan Langdon

**Vice President of Basketball Operations/Team Development:** Swin Cash

**Head Coach:** Stan Van Gundy

**Assistant Coaches:** Bob Beyer, Casey Hill, Fred Vinson, Rex Walters, Teresa Weatherspoon

**Vice President of Player Care & Performance:** Aaron Nelson

**Head Strength and Conditioning Coach:** Jason Sumerlin

**Communications Staff:** Greg Bensele, Matt Ryan, Will McClaran, Chris Trahant, Jordy Spitale

**Television:** FOX Sports New Orleans, Joel Meyers, Antonio Daniels, Jen Hale

**Radio:** ESPN New Orleans (100.3 FM), Todd Graffagnini, John DeShazier, Daniel Sallerson, Caroline Gonzalez

## GRIZZLIES SERIES

**Overall:** 30-37

**Home:** 19-14

**Road:** 11-23

## LAST WIN/LOSS

	DATE	SCORE
Last Home Win	2/9/19	99-90
Last Home Loss	1/20/20	126-116
Last Road Win	12/7/18	107-103
Last Road Loss	8/3/20	109-99

## BIGGEST WIN/WORST LOSS

	DATE	MARGIN
Biggest Win	4/8/15	36
Worst Loss	1/31/20*	28 (2x)

\* most recent occurrence

## 2019-20 SEASON SERIES STATISTICS

### MEMPHIS VS. NEW ORLEANS

PLAYER	G-GS	MIN	FG-FGA	PCT	3FG-FGA	PCT	FT-FTA	PCT	OFF	DEF	TOT	AST	PF-DQ	STL	TO	BLK	PTS	AVG	HI
Ja. Jackson	2-2	62	14-32	.438	5-16	.313	8-12	.667	1	7	8	3	10-0	1	3	4	41	20.5	22
Brooks	3-3	94	20-52	.385	6-18	.333	10-11	.909	7	10	17	9	10-1	3	4	2	56	18.7	31
Valanciunas	3-3	77	19-30	.633	1-5	.200	6-8	.750	9	23	32	2	14-2	4	8	8	45	15.0	18
Morant	3-3	100	17-47	.362	3-15	.200	6-8	.750	1	8	9	20	7-0	1	5	0	43	14.3	16
Jo. Jackson	1-0	29	6-14	.429	1-5	.200	0-1	.000	2	3	5	1	2-0	1	1	0	13	13.0	13
Allen	2-0	44	7-14	.500	5-8	.625	0-0	---	0	1	1	3	2-0	1	1	0	19	9.5	17
Jones	2-0	35	9-15	.600	1-3	.333	0-0	---	0	6	6	6	1-0	3	2	0	19	9.5	10
Crowder	2-2	46	5-19	.263	0-9	.000	7-8	.875	6	5	11	2	3-0	2	2	0	17	8.5	15
Anderson	3-1	67	11-22	.500	1-7	.143	2-6	.333	3	12	15	7	3-0	2	4	4	25	8.3	14
Clarke	2-0	47	7-12	.583	0-2	.000	0-0	---	3	9	12	3	5-0	0	1	1	14	7.0	10
Melton	3-0	56	8-19	.421	1-6	.167	3-4	.750	0	5	5	7	7-0	3	3	1	20	6.7	10
Hill	2-1	41	3-12	.250	2-10	.200	1-2	.500	1	3	4	2	5-0	0	3	1	9	4.5	6
Tolliver (MEM)	1-0	9	1-2	.500	1-2	.500	0-0	---	1	1	2	1	2-0	0	1	0	3	3.0	3
Konchar	1-0	8	1-2	.500	0-1	.000	0-0	---	0	1	1	2	0-0	0	0	0	2	2.0	2
Watanabe	1-0	7	0-0	---	0-0	---	0-2	.000	0	0	0	0	1-0	0	0	0	0	0.0	0
GRIZZLIES	3	720	128-292	.438	27-107	.252	43-62	.694	34	94	128	68	72-3	21	39	21	326	108.7	116

### NEW ORLEANS VS. MEMPHIS

PLAYER	G-GS	MIN	FG-FGA	PCT	3FG-FGA	PCT	FT-FTA	PCT	OFF	DEF	TOT	AST	PF-DQ	STL	TO	BLK	PTS	AVG	HI
Williamson	2-2	54	18-36	.500	0-1	.000	11-18	.611	7	6	13	8	4-0	0	3	0	47	23.5	24
Holiday	3-3	91	25-45	.556	10-18	.556	9-11	.818	3	11	14	10	8-0	6	6	3	69	23.0	36
Ingram	3-3	90	20-43	.465	5-15	.333	24-29	.828	3	15	18	15	5-0	3	7	2	69	23.0	25
Redick	3-1	68	12-28	.429	8-19	.421	10-12	.833	0	6	6	3	6-0	1	3	0	42	14.0	16
Hart	3-0	70	13-19	.684	6-11	.545	4-4	1.000	3	20	23	2	7-0	1	5	1	36	12.0	15
Ball	3-3	102	11-26	.423	9-20	.450	3-4	.750	3	16	19	19	4-0	7	10	0	34	11.3	19
Melli	3-0	67	11-20	.550	6-15	.400	2-2	1.000	0	12	12	9	13-0	0	3	2	30	10.0	15
Moore	2-0	40	9-23	.391	1-6	.167	0-0	---	1	2	3	5	3-0	0	2	1	19	9.5	10
Favors	2-2	48	4-7	.571	0-0	---	1-4	.250	6	17	23	1	2-0	1	1	1	9	4.5	7
Hayes	3-1	40	4-4	1.000	0-0	---	3-5	.600	1	10	11	1	7-0	0	3	1	11	3.7	5
Jackson	3-0	27	2-7	.286	2-3	.667	0-0	---	2	1	3	0	1-0	2	3	0	6	2.0	6
Alexander-Walker	3-0	23	1-7	.143	0-3	.000	0-0	---	0	4	4	6	0-0	1	3	1	2	0.7	2
PELICANS	3	720	130-265	.491	47-111	.423	67-89	.753	29	120	149	79	60-0	22	51	12	374	124.7	139





## ALL-TIME SERIES

DATE	@	W/L	GRIZZ	OPP
1/6/03		W	106	102
2/21/03 *	@	L	123	125
<b>2002-03 SEASON: 1-1 H: 1-0 A: 0-1</b>				
12/20/03	@	L	89	94
2/28/04		W	97	92
<b>2003-04 SEASON: 1-1 H: 1-0 A: 0-1</b>				
1/7/05		W	84	76
1/31/05	@	W	98	91
3/16/05	@	W	88	82
3/26/05		L	85	96
<b>2004-05 SEASON: 3-1 H: 1-1 A: 2-0</b>				
12/6/05		W	89	73
1/18/06	@	L	79	87
1/28/06		L	86	95
3/31/06	@	L	102	107
<b>2005-06 SEASON: 1-3 H: 1-1 A: 0-2</b>				
12/22/06 *	@	L	97	100
2/10/07	@	L	99	114
2/13/07		W	108	104
3/20/07		L	103	114
<b>2006-07 SEASON: 1-3 H: 1-1 A: 0-2</b>				
11/16/07 *		L	118	120
12/7/07 *	@	L	116	118
12/26/07		L	98	116
2/8/08	@	L	99	112
<b>2007-08 SEASON: 0-4 H: 0-2 A: 0-2</b>				
12/6/08	@	L	87	106
12/16/08		L	84	91
2/9/09		W	85	80
3/20/09	@	L	84	96
<b>2008-09 SEASON: 1-3 H: 1-1 A: 0-2</b>				
1/20/10	@	L	111	113
1/30/10 *		L	102	109
3/3/10	@	W	104	100
4/2/10		W	107	96
<b>2009-10 SEASON: 2-2 H: 1-1 A: 1-1</b>				
1/19/11 *	@	L	102	103
3/4/11		L	91	98
4/1/11	@	W	93	81
4/10/11		W	111	89
<b>2010-11 SEASON: 2-2 H: 1-1 A: 1-1</b>				
1/14/12		W	108	99
1/18/12	@	W	93	87
4/15/12	@	L	75	88
4/18/12		W	103	91
<b>2011-12 SEASON: 3-1 H: 2-0 A: 1-1</b>				
12/7/12	@	W	96	89
1/27/13		L	83	91
3/9/13		W	96	85
3/22/13	@	L	83	90
<b>2012-13 SEASON: 2-2 H: 1-1 A: 1-1</b>				

DATE	@	W/L	GRIZZ	OPP
11/6/13		L	84	99
12/13/13	@	L	98	104
1/20/14		L	92	95
3/12/14	@	W	90	88
<b>2013-14 SEASON: 1-3 H: 0-2 A: 1-1</b>				
11/3/14		W	93	81
1/9/15	@	L	95	106
3/7/15	@	L	89	95
4/8/15		W	110	74
<b>2014-15 SEASON: 2-2 H: 2-0 A: 0-2</b>				
12/1/15	@	W	113	104
1/18/16		W	101	99
2/1/16	@	W	110	95
3/11/16 *		W	121	114
<b>2015-16 SEASON: 4-0 H: 2-0 A: 2-0</b>				
11/2/16 *		W	89	83
12/5/16 **	@	W	110	108
2/15/17		L	91	95
3/21/17	@	L	82	95
<b>2016-17 SEASON: 2-2 H: 1-1 A: 1-1</b>				
10/18/17		W	103	91
1/10/18		W	105	102
1/20/18	@	L	104	111
4/4/18	@	L	95	123
<b>2017-18 SEASON: 2-2 H: 2-0 A: 0-2</b>				
12/7/18	@	W	107	103
1/7/19	@	L	95	114
1/21/19		L	85	105
2/9/19		W	99	90
<b>2018-19 SEASON: 2-2 H: 1-1 A: 1-1</b>				
1/20/20		L	116	126
1/31/20	@	L	111	139
8/3/20	@	L	99	109
<b>2019-20 SEASON: 0-3 H: 0-1 A: 0-2</b>				

\* OT | \*\* 2OT | \*\*\* 3OT

INTRO

PLAYERS

EXECUTIVE

B-BALL OPS

BUSINESS OPS

MEDIA

HISTORY

PLAYOFFS

REVIEW

OPPONENTS

NBA

FEDERATION

AT A GLANCE





# NEW YORK KNICKS



## EASTERN CONFERENCE ATLANTIC DIVISION

**Home Court:** Madison Square Garden – 19,812 (1968)

**Office:** Two Pennsylvania Plaza, New York, NY 10121

**Phone:** (212) 465-6471 **Website:** nyknicks.com

**Executive Chairman & NBA Governor:** James L. Dolan

**President & Chief Executive Officer:** Andrew Lustgarten

**President, New York Knicks:** Leon Rose

**General Manager:** Scott Perry

**Head Coach:** Tom Thibodeau

**Assistant Coaches:** Johnnie Bryant, Mike Woodson, Andy Greer, Daisuke Yoshimoto, Kenny Payne

**Assistant to Head Coach:** Daisuke Yoshimoto

**Chief Medical Officer & Senior Vice President, Player Care:** Dr. Lisa Callahan

**Head Athletic Trainer Emeritus:** Roger Hinds

**Head Athletic Trainer:** Anthony Goenaga

**Head Strength & Conditioning Coach:** Richard Williams

**Communications:** Gregg Schwartz, Derek Lapinski, Brittany Stamoulis

**Television:** MSG, Mike Breen, Walt Frazier

**Radio:** ESPN Radio 98.7 FM, Ed Cohen, Brendan Brown

## GRIZZLIES SERIES

**Overall:** 24-22

**Home:** 13-10

**Road:** 11-12

## LAST WIN/LOSS

	DATE	SCORE
Last Home Win	1/17/18	105-99
Last Home Loss	11/25/18	103-98
Last Road Win	1/29/20	127-106
Last Road Loss	12/6/17	99-88

## BIGGEST WIN/WORST LOSS

	DATE	MARGIN
Biggest Win	1/5/15	22
Worst Loss	11/12/08	29

## 2019-20 SEASON SERIES STATISTICS

### MEMPHIS VS. NEW YORK

PLAYER	G-GS	MIN	FG-FGA	PCT	3FG-FGA	PCT	FT-FTA	PCT	OFF	DEF	TOT	AST	PF-DQ	STL	TO	BLK	PTS	AVG	HI
Brooks	1-1	31	9-17	.529	3-5	.600	6-6	1.000	1	1	2	0	3-0	0	2	0	27	27.0	27
Crowder	1-1	30	4-6	.667	4-6	.667	6-7	.857	0	7	7	2	1-0	1	1	0	18	18.0	18
Morant	1-1	28	7-13	.538	0-0	---	4-8	.500	0	3	3	10	0-0	2	0	1	18	18.0	18
Clarke	1-0	27	7-10	.700	0-0	---	3-3	1.000	1	4	5	1	3-0	3	2	1	17	17.0	17
Jones	1-0	20	5-7	.714	2-2	1.000	0-0	---	0	1	1	4	1-0	0	1	0	12	12.0	12
Valanciunas	1-1	31	4-12	.333	0-3	.000	4-4	1.000	3	10	13	4	4-0	1	1	0	12	12.0	12
Ja. Jackson	1-1	19	4-12	.333	2-6	.333	0-0	---	1	1	2	1	5-0	0	1	1	10	10.0	10
Guduric	1-0	13	1-2	.500	1-2	.500	2-2	1.000	0	2	2	0	2-0	0	1	0	5	5.0	5
Hill	1-0	18	1-3	.333	1-3	.333	0-0	---	1	3	4	1	3-0	0	0	0	3	3.0	3
Jo. Jackson	1-0	5	0-1	.000	0-1	.000	3-3	1.000	0	1	1	0	0-0	0	0	0	3	3.0	3
Tolliver (TOT)	2-0	30	2-6	.333	2-5	.400	0-0	---	0	6	6	1	1-0	0	1	1	6	3.0	3
Anderson	1-0	17	1-3	.333	0-0	---	0-0	---	0	4	4	2	0-0	0	2	0	2	2.0	2
Konchar	1-0	1	0-0	---	0-0	---	0-0	---	0	0	0	0	0-0	0	0	0	0	0.0	0
Watanabe	1-0	1	0-0	---	0-0	---	0-0	---	0	0	0	0	0-0	0	0	0	0	0.0	0
GRIZZLIES	1	240	43-86	.500	13-28	.464	28-33	.848	7	37	44	25	22-0	7	12	3	127	127.0	127

### NEW YORK VS. MEMPHIS

PLAYER	G-GS	MIN	FG-FGA	PCT	3FG-FGA	PCT	FT-FTA	PCT	OFF	DEF	TOT	AST	PF-DQ	STL	TO	BLK	PTS	AVG	HI
Morris	1-1	26	5-17	.294	3-9	.333	4-4	1.000	1	5	6	0	4-0	1	4	1	17	17.0	17
Randle	1-1	36	5-14	.357	0-4	.000	6-10	.600	2	12	14	6	3-0	0	3	0	16	16.0	16
Dotson	1-0	24	5-8	.625	4-5	.800	1-1	1.000	0	0	0	1	1-0	0	0	0	15	15.0	15
Payton	1-1	35	7-14	.500	0-0	---	1-2	.500	1	6	7	11	3-0	2	2	0	15	15.0	15
Robinson	1-0	31	4-6	.667	0-0	---	2-5	.400	5	4	9	2	1-0	3	0	4	10	10.0	10
Bullock	1-1	20	4-9	.444	0-2	.000	1-2	.500	0	1	1	1	3-0	0	0	0	9	9.0	9
Knox II	1-0	22	3-7	.429	1-3	.333	1-1	1.000	0	3	3	0	2-0	0	1	0	8	8.0	8
Smith	1-0	13	3-6	.500	1-2	.500	1-2	.500	0	2	2	4	2-0	2	4	0	8	8.0	8
Portis	1-0	14	2-5	.400	0-1	.000	0-0	---	1	0	1	1	1-0	0	2	0	4	4.0	4
Harkless (TOT)	2-2	29	2-6	.333	1-3	.333	0-0	---	1	3	4	0	6-0	3	2	5	2.5	2.5	5
Ellington	1-0	8	0-2	.000	0-2	.000	2-2	1.000	0	1	1	0	0-0	1	0	0	2	2.0	2
Gibson	1-1	11	1-3	.333	0-0	---	0-0	---	1	1	2	0	2-0	0	0	1	2	2.0	2
KNICKERBOCKERS	1	240	39-91	.429	9-28	.321	19-29	.655	11	35	46	26	22-0	9	18	6	106	106.0	106





## ALL-TIME SERIES

DATE	@	W/L	GRIZZ	OPP
11/19/95	@	L	93	98
1/20/96		W	84	80
<b>1995-96 SEASON: 1-1 H: 1-0 A: 0-1</b>				
11/10/96		L	82	101
3/18/97	@	L	73	98
<b>1996-97 SEASON: 0-2 H: 0-1 A: 0-1</b>				
11/23/97	@	L	84	104
3/27/98 *		L	89	97
<b>1997-98 SEASON: 0-2 H: 0-1 A: 0-1</b>				
NO GAMES				
<b>1998-99 SEASON: 0-0 H: 0-0 A: 0-0</b>				
3/7/00	@	L	86	111
3/31/00		L	83	89
<b>1999-00 SEASON: 0-2 H: 0-1 A: 0-1</b>				
11/27/00	@	L	72	97
3/29/01		W	89	68
<b>2000-01 SEASON: 1-1 H: 1-0 A: 0-1</b>				
12/20/01	@	W	90	88
3/19/02		L	92	101
<b>2001-02 SEASON: 1-1 H: 0-1 A: 1-0</b>				
1/31/03		L	102	108
3/11/03	@	W	87	85
<b>2002-03 SEASON: 1-1 H: 0-1 A: 1-0</b>				
12/26/03		L	94	98
3/24/04	@	W	111	97
<b>2003-04 SEASON: 1-1 H: 0-1 A: 1-0</b>				
12/1/04	@	L	82	90
12/7/04		W	96	88
<b>2004-05 SEASON: 1-1 H: 1-0 A: 0-1</b>				
3/1/06		W	101	99
3/24/06	@	W	91	75
<b>2005-06 SEASON: 2-0 H: 1-0 A: 1-0</b>				
11/1/06 ***		L	117	118
12/4/06	@	L	90	98
<b>2006-07 SEASON: 0-2 H: 0-1 A: 0-1</b>				
3/21/08	@	W	120	106
4/2/08		W	130	114
<b>2007-08 SEASON: 2-0 H: 1-0 A: 1-0</b>				

DATE	@	W/L	GRIZZ	OPP
11/12/08		L	103	132
1/23/09	@	L	88	108
<b>2008-09 SEASON: 0-2 H: 0-1 A: 0-1</b>				
2/27/10	@	W	120	109
3/12/10		W	119	112
<b>2009-10 SEASON: 2-0 H: 1-0 A: 1-0</b>				
3/9/11		L	108	110
3/17/11	@	L	99	120
<b>2010-11 SEASON: 0-2 H: 0-1 A: 0-1</b>				
1/12/12		W	94	83
<b>2011-12 SEASON: 1-0 H: 1-0 A: 0-0</b>				
11/16/12		W	105	95
3/27/13	@	L	101	108
<b>2012-13 SEASON: 1-1 H: 1-0 A: 0-1</b>				
12/21/13	@	W	95	87
2/18/14		W	98	93
<b>2013-14 SEASON: 2-0 H: 1-0 A: 1-0</b>				
1/5/15		W	105	83
3/23/15	@	W	103	82
<b>2014-15 SEASON: 2-0 H: 1-0 A: 1-0</b>				
1/16/16		W	103	95
2/5/16	@	W	91	85
<b>2015-16 SEASON: 2-0 H: 1-0 A: 1-0</b>				
10/29/16	@	L	104	111
4/7/17		W	101	88
<b>2016-17 SEASON: 1-1 H: 1-0 A: 0-1</b>				
12/6/17	@	L	88	99
1/17/18		W	105	99
<b>2017-18 SEASON: 1-1 H: 1-0 A: 0-1</b>				
11/25/18		L	98	103
2/3/19	@	W	96	84
<b>2018-19 SEASON: 1-1 H: 0-1 A: 1-0</b>				
1/29/20	@	W	127	106
<b>2019-20 SEASON: 1-0 H: 0-0 A: 1-0</b>				

\* OT | \*\* 2OT | \*\*\* 3OT

INTRO

PLAYERS

EXECUTIVE

B-BALL OPS

BUSINESS OPS

MEDIA

HISTORY

PLAYOFFS

REVIEW

OPPONENTS

NBA

FEDERATION

AT A GLANCE





# OKLAHOMA CITY THUNDER



## WESTERN CONFERENCE NORTHWEST DIVISION

**Home Court:** Chesapeake Energy Arena – 18,203 (2008)

**Office:** 208 Thunder Dr., Oklahoma City, OK 73102

**Phone:** (405) 208-4800 **Website:** okcthunder.com

**Chairman:** Clay Bennett

**Executive Vice President/General Manager:** Sam Presti

**Vice Presidents of Basketball Operations:** Will Dawkins, Rob Hennigan

**EVP/Chief Administrative Officer:** Danny Barth

**Head Coach:** Mark Daigneault

**Assistant Coaches:** Dave Bliss, Mike Wilks, David Akinyooye, Mike Miller

**Player Development Coaches:** Zach Peterson, Kameron Woods

**Vice President of Human & Player Performance:** Dr. Donnie Strack

**Senior Athletic Performance Coach:** Andrew Paul

**Vice President of Logistics & Engagement:** Marc St. Yves

**Communications Staff:** Matt Tumbleson, John Read, Laila Wani, Shelby Willingham

**Television:** FOX Sports Oklahoma, Chris Fisher, Michael Cage, Nick Gallo

**Radio (English):** WWLS 98.1 FM/640 AM, Matt Pinto

**Radio (Spanish):** WKY 930 AM, Eleno Ornelas

## GRIZZLIES SERIES

**Overall:** 29-63

**Home:** 19-27

**Road:** 10-36

## LAST WIN/LOSS

	DATE	SCORE
Last Home Win	8/7/20	121-92
Last Home Loss	2/14/18	121-114
Last Road Win	12/26/19	110-97
Last Road Loss	12/18/19	126-122

## BIGGEST WIN/WORST LOSS

	DATE	MARGIN
Biggest Win	12/29/16	34
Worst Loss	4/3/98	40

## 2019-20 SEASON SERIES STATISTICS

### MEMPHIS VS. OKLAHOMA CITY

PLAYER	G-GS	MIN	FG-FGA	PCT	3FG-FGA	PCT	FT-FTA	PCT	OFF	DEF	TOT	AST	PF-PQ	STL	TO	BLK	PTS	AVG	HI
Valanciunas	3-3	78	28-38	.737	2-4	.500	6-7	.857	12	12	24	6	8-0	1	5	1	64	21.3	24
Clarke	3-0	65	24-31	.774	2-4	.500	2-3	.667	9	10	19	3	3-0	1	6	1	52	17.3	27
Morant	3-3	91	19-37	.514	3-8	.375	10-12	.833	0	14	14	19	5-0	0	7	0	51	17.0	22
Brooks	3-3	85	17-38	.447	5-9	.556	6-8	.750	3	11	14	6	11-0	2	8	1	45	15.0	22
Ja. Jackson	2-2	50	13-28	.464	3-13	.231	0-0	---	2	3	5	5	8-0	3	2	4	29	14.5	20
Allen	2-0	37	5-11	.455	4-9	.444	2-2	1.000	0	1	1	2	0-0	0	0	1	16	8.0	11
Jones	2-0	37	6-10	.600	3-4	.750	0-0	---	0	2	2	7	1-0	2	2	0	15	7.5	15
Anderson	3-1	52	7-15	.467	1-4	.250	3-3	1.000	3	12	15	12	3-0	2	3	2	18	6.0	9
Melton	3-0	58	8-20	.400	1-4	.250	1-3	.333	3	17	20	10	6-0	4	4	0	18	6.0	9
Hill	2-0	43	3-9	.333	2-6	.333	2-2	1.000	0	9	9	2	3-0	1	4	3	10	5.0	8
Dieng (MEM)	1-0	22	3-4	.750	1-2	.500	5-5	1.000	2	5	7	0	4-0	0	2	1	12	12.0	12
Tolliver (MEM)	1-1	26	3-7	.429	2-5	.400	0-0	---	0	5	5	0	2-0	0	0	0	8	8.0	8
Crowder	2-2	58	3-14	.214	2-9	.222	0-0	---	1	13	14	5	4-0	1	1	0	8	4.0	5
Watanabe	1-0	4	2-2	1.000	0-0	---	0-0	---	0	1	1	0	0-0	0	0	0	4	4.0	4
Guduric	1-0	5	1-2	.500	0-1	.000	1-1	1.000	0	2	2	0	0-0	0	0	0	3	3.0	3
Jo. Jackson	1-0	4	0-0	---	0-0	---	0-0	---	0	2	2	0	0-0	0	2	0	0	0.0	0
Konchar	1-0	5	0-0	---	0-0	---	0-0	---	0	1	1	0	0-0	0	1	0	0	0.0	0
GRIZZLIES	3	720	142-266	.534	31-82	.378	38-46	.826	35	120	155	77	58-0	17	51	14	353	117.7	122

### OKLAHOMA CITY VS. MEMPHIS

PLAYER	G-GS	MIN	FG-FGA	PCT	3FG-FGA	PCT	FT-FTA	PCT	OFF	DEF	TOT	AST	PF-PQ	STL	TO	BLK	PTS	AVG	HI
Schroder	2-0	65	18-40	.450	3-12	.250	12-13	.923	0	6	6	10	3-0	2	10	0	51	25.5	31
Paul	3-3	92	21-37	.568	5-9	.556	11-11	1.000	2	13	15	21	7-0	9	5	0	58	19.3	23
Gilgeous-Alexander	3-3	110	18-48	.375	2-17	.118	13-14	.929	2	13	15	5	1-0	6	5	2	51	17.0	21
Dort	1-1	30	6-9	.667	4-5	.800	0-2	.000	2	1	3	2	4-0	1	1	0	16	16.0	16
Gallinari	2-2	49	12-25	.480	5-11	.455	3-4	.750	0	4	4	5	2-0	0	2	1	32	16.0	20
Adams	2-2	58	13-17	.765	0-0	---	3-8	.375	5	11	16	9	5-0	1	3	1	29	14.5	16
Noel	3-1	61	9-14	.643	0-0	---	5-6	.833	4	6	10	3	9-0	3	2	3	23	7.7	11
Diallo	1-0	23	3-11	.273	1-4	.250	0-0	---	4	4	8	2	1-0	2	0	0	7	7.0	7
Bazley	3-1	57	7-23	.304	3-12	.250	2-2	1.000	1	9	10	2	5-0	0	1	5	19	6.3	12
Nader	3-0	52	6-20	.300	3-10	.300	0-2	.000	0	3	3	2	1-0	1	0	0	15	5.0	7
Ferguson	3-2	67	4-10	.400	4-10	.400	0-0	---	1	3	4	4	8-0	1	2	0	12	4.0	6
Hervey	2-0	11	1-5	.200	0-3	.000	0-0	---	0	2	2	0	1-0	1	0	0	2	1.0	2
Burton	2-0	17	0-5	.000	0-4	.000	0-0	---	1	0	1	1	2-0	2	0	0	0	0.0	0
Hall	1-0	7	0-4	.000	0-2	.000	0-0	---	1	1	2	1	0-0	0	0	0	0	0.0	0
Muscala	2-0	14	0-2	.000	0-2	.000	0-0	---	1	2	3	0	0-0	0	0	0	0	0.0	0
Roberson	1-0	9	0-3	.000	0-1	.000	0-0	---	1	2	3	0	1-0	0	0	0	0	0.0	0
THUNDER	3	720	118-273	.432	30-102	.294	49-62	.790	25	80	105	67	50-0	29	31	12	315	105.0	126





## ALL-TIME SERIES

DATE	@	W/L	GRIZZ	OPP	DATE	@	W/L	GRIZZ	OPP	DATE	@	W/L	GRIZZ	OPP
11/11/95	@	L	81	117	12/18/06 **		W	134	126	12/9/17 *		L	101	102
12/19/95		W	94	93	2/20/07	@	L	105	121	2/11/18	@	L	92	110
12/21/95	@	L	68	92	3/30/07	@	L	93	120	2/14/18		L	114	121
2/18/96		L	109	118	<b>2006-07 SEASON: 1-2 H: 1-0 A: 0-2</b>					4/11/18	@	L	123	137
<b>1995-96 SEASON: 1-3 H: 1-1 A: 0-2</b>					11/7/07	@	W	105	98	<b>2017-18 SEASON: 0-4 H: 0-2 A: 0-2</b>				
11/17/96	@	L	81	91	11/19/07		W	125	108	2/7/19	@	L	95	117
1/3/97		L	94	108	1/18/08		W	124	100	3/3/19	@	L	95	99
1/20/97	@	L	96	112	2/19/08	@	L	101	108	3/25/19		W	115	103
3/23/97		L	92	106	<b>2007-08 SEASON: 3-1 H: 2-0 A: 1-1</b>					<b>2018-19 SEASON: 1-2 H: 1-0 A: 0-2</b>				
<b>1996-97 SEASON: 0-4 H: 0-2 A: 0-2</b>					11/29/08		L	103	111	12/18/19	@	L	122	126
11/19/97	@	L	87	107	12/10/08	@	W	108	102	12/26/19	@	W	110	97
1/4/98		L	108	120	1/28/09 *	@	L	102	114	8/7/20		W	121	92
4/3/98		L	98	138	2/28/09		L	92	99	<b>2019-20 SEASON: 2-1 H: 1-0 A: 0-2</b>				
4/14/98	@	L	98	110	<b>2008-09 SEASON: 1-3 H: 0-2 A: 1-1</b>					<b>* OT   ** 2OT   *** 3OT</b>				
<b>1997-98 SEASON: 0-4 H: 0-2 A: 0-2</b>					12/11/09		L	94	102					
3/16/99	@	L	85	87	1/22/10		W	86	84					
4/9/99		W	98	93	4/14/10	@	L	105	114					
4/23/99		L	84	97	<b>2009-10 SEASON: 1-2 H: 1-1 A: 0-1</b>									
<b>1998-99 SEASON: 1-2 H: 1-1 A: 0-1</b>					1/4/11		W	110	105					
11/18/99		L	108	110	1/8/11	@	L	100	109					
12/18/99	@	L	89	112	2/8/11 *	@	W	105	101					
3/13/00		L	103	113	3/7/11		W	107	101					
3/16/00	@	L	103	117	<b>2010-11 SEASON: 3-1 H: 2-0 A: 1-1</b>									
<b>1999-00 SEASON: 0-4 H: 0-2 A: 0-2</b>					12/28/11		L	95	98					
10/31/00		W	94	88	1/10/12		L	95	100					
12/13/00		L	93	94	2/3/12	@	L	94	101					
1/12/01	@	L	102	115	4/2/12	@	W	94	88					
2/5/01	@	L	82	95	<b>2011-12 SEASON: 1-3 H: 0-2 A: 1-1</b>									
<b>2000-01 SEASON: 1-3 H: 1-1 A: 0-2</b>					11/14/12	@	W	107	97					
1/6/02		L	77	89	1/31/13	@	L	89	106					
3/3/02		L	71	96	3/20/13 *		W	90	89					
3/27/02	@	L	82	96	<b>2012-13 SEASON: 2-1 H: 1-0 A: 1-1</b>									
4/17/02	@	L	94	109	12/11/13		L	100	116					
<b>2001-02 SEASON: 0-4 H: 0-2 A: 0-2</b>					1/14/14		W	90	87					
11/27/02		W	117	99	2/3/14	@	L	77	86					
1/17/03 *	@	L	97	103	2/28/14	@	L	107	113					
1/25/03		L	83	95	<b>2013-14 SEASON: 1-3 H: 1-1 A: 0-2</b>									
3/28/03	@	L	71	95	11/7/14	@	W	91	89					
<b>2002-03 SEASON: 1-3 H: 1-1 A: 0-2</b>					1/31/15		W	85	74					
11/21/03	@	W	98	97	2/11/15	@	L	89	105					
12/30/03		L	99	105	4/3/15		W	100	92					
1/9/04	@	L	116	122	<b>2014-15 SEASON: 3-1 H: 2-0 A: 1-1</b>									
3/18/04		L	94	97	11/16/15		W	122	114					
<b>2003-04 SEASON: 1-3 H: 0-2 A: 1-1</b>					12/8/15		L	88	125					
11/14/04	@	L	113	118	1/6/16	@	L	94	112					
11/24/04		L	84	93	<b>2015-16 SEASON: 1-2 H: 1-1 A: 0-1</b>									
3/29/05		L	99	102	12/29/16		L	114	80					
<b>2004-05 SEASON: 0-3 H: 0-2 A: 0-1</b>					1/11/17	@	L	95	103					
11/8/05		W	94	69	2/3/17	@	L	102	114					
12/31/05	@	W	100	96	4/5/17		L	100	103					
3/8/06	@	W	99	74	<b>2016-17 SEASON: 0-4 H: 0-2 A: 0-2</b>									
3/28/06		L	97	98										
<b>2005-06 SEASON: 3-1 H: 1-1 A: 2-0</b>														

INTRO

PLAYERS

EXECUTIVE

B-BALL OPS

BUSINESS OPS

MEDIA

HISTORY

PLAYOFFS

REVIEW

OPPONENTS

NBA

FEDERFORUM

ATA GLANCE





# ORLANDO MAGIC



## EASTERN CONFERENCE SOUTHEAST DIVISION

**Home Court:** Amway Center – 18,846 (2010)

**Office:** 400 West Church Street, Suite 250,  
Orlando, FL 32801

**Phone:** (407) 916-2400 **Website:** orlandomagic.com

**Chairman/Governor:** Dan DeVos

**Chief Executive Officer/Alternate Governor:** Alex Martins

**President of Basketball Operations:** Jeff Weltman

**General Manager:** John Hammond

**Assistant General Managers:** Pete D'Alessandro, Matt Lloyd

**Director of Player Development and Basketball Operations:** Becky Bonner

**Head Coach:** Steve Clifford

**Assistant Coaches:** Mike Batiste, Tyrone Corbin, Pat Delany, Steve Hetzel,  
Bruce Kreutzer, Dylan Murphy

**Associate Coach/Player Development:** Lionel Chalmers

**High Performance Director:** Lindsay Winninger

**Head Athletic Trainer:** Ernest Eugene

**Head Strength and Conditioning Coach:** Nathan Spencer

**Communications Staff:** Joel Glass, George Galante, Trish Wingerson,  
Brooke Brumbelow

**Television:** FOX Sports Florida, David Steele, Jeff Turner, Dante Marchitelli

**Radio (English):** FM 96.9 The Game, David Steele, Jeff Turner, Dante Marchitelli

## GRIZZLIES SERIES

**Overall:** 23-24

**Home:** 16-8

**Road:** 7-16

## LAST WIN/LOSS

	DATE	SCORE
Last Home Win	3/10/19	105-97
Last Home Loss	3/10/20	120-115
Last Road Win	1/16/15	106-96
Last Road Loss	11/8/19	118-86

## BIGGEST WIN/WORST LOSS

	DATE	MARGIN
Biggest Win	3/3/13	26
Worst Loss	12/3/01	42

## 2019-20 SEASON SERIES STATISTICS

### MEMPHIS VS. ORLANDO

PLAYER	G-GS	MIN	FG-FGA	PCT	3FG-FGA	PCT	FT-FTA	PCT	OFF	DEF	TOT	AST	PF-DQ	STL	TO	BLK	PTS	AVG	HI
Valanciunas	2-2	58	15-21	.714	2-4	.500	10-14	.714	4	21	25	0	3-0	1	9	1	42	21.0	27
Jo. Jackson	1-0	20	6-8	.750	2-3	.667	1-3	.333	0	1	1	4	5-0	1	4	0	15	15.0	15
Morant	2-2	61	10-29	.345	1-6	.167	8-11	.727	1	5	6	12	6-0	1	11	0	29	14.5	21
Ja. Jackson	1-1	30	6-12	.500	0-1	.000	2-2	1.000	0	5	5	1	3-0	0	2	0	14	14.0	14
Clarke	1-0	25	5-12	.417	1-3	.333	2-2	1.000	1	5	6	1	2-0	0	1	1	13	13.0	13
Brooks	2-2	56	7-23	.304	4-8	.500	6-6	1.000	1	3	4	2	6-0	1	4	2	24	12.0	21
Jones	2-0	38	6-15	.400	2-6	.333	4-5	.800	0	0	0	7	4-0	2	4	0	18	9.0	9
Crowder	1-1	24	3-7	.429	2-6	.333	0-0	---	1	3	4	3	3-0	1	0	0	8	8.0	8
Guduric	1-0	25	2-4	.500	2-3	.667	0-0	---	1	2	3	1	2-0	0	0	1	6	6.0	6
Hill	1-0	17	2-6	.333	2-4	.500	0-0	---	0	2	2	0	2-0	0	1	0	6	6.0	6
Dieng (MEM)	1-0	15	2-3	.667	1-1	1.000	0-0	---	0	6	6	3	1-0	1	0	2	5	5.0	5
Tolliver (MEM)	1-0	18	1-3	.333	1-3	.333	2-2	1.000	0	1	1	0	0-0	0	1	0	5	5.0	5
Anderson	2-1	47	1-5	.200	1-2	.500	4-6	.667	0	5	5	5	4-0	1	1	1	7	3.5	4
Melton	2-1	32	3-12	.250	1-7	.143	0-0	---	2	5	7	6	1-0	1	0	1	7	3.5	7
Konchar	1-0	9	1-1	1.000	0-0	---	0-0	---	0	0	0	2	1-0	0	0	0	2	2.0	2
Caboclo	1-0	6	0-1	.000	0-1	.000	0-0	---	0	0	0	0	1-0	0	0	1	0	0.0	0
GRIZZLIES	2	480	70-162	.432	22-58	.379	39-51	.765	11	64	75	47	44-0	10	39	10	201	100.5	115

### ORLANDO VS. MEMPHIS

PLAYER	G-GS	MIN	FG-FGA	PCT	3FG-FGA	PCT	FT-FTA	PCT	OFF	DEF	TOT	AST	PF-DQ	STL	TO	BLK	PTS	AVG	HI
Ross	1-0	31	8-19	.421	5-11	.455	3-3	1.000	0	2	2	1	4-0	0	3	2	24	24.0	24
Isaac	1-1	29	9-11	.818	1-3	.333	3-4	.750	1	7	8	0	3-0	1	1	4	22	22.0	22
Vucevic	2-2	67	18-31	.581	2-7	.286	4-5	.800	4	23	27	13	4-0	2	2	1	42	21.0	23
Fournier	1-1	27	7-13	.538	2-4	.500	3-3	1.000	0	7	7	6	3-0	0	0	1	19	19.0	19
Augustin	2-0	48	10-23	.435	3-7	.429	6-6	1.000	3	2	5	6	4-0	0	4	0	29	14.5	16
Carter-Williams	2-0	50	7-16	.438	3-6	.500	9-10	.900	3	6	9	3	7-0	3	3	0	26	13.0	20
Gordon	2-2	63	10-19	.526	0-4	.000	5-5	1.000	1	10	11	11	6-0	2	4	1	25	12.5	17
Fultz	2-2	56	8-23	.348	1-3	.333	4-6	.667	3	3	6	7	2-0	5	4	2	21	10.5	14
Ennis (ORL)	1-1	23	2-4	.500	1-2	.500	2-2	1.000	1	1	2	2	4-0	1	1	0	7	7.0	7
Aminu	1-0	19	1-6	.167	1-5	.200	2-2	1.000	0	3	3	2	2-0	2	0	1	5	5.0	5
Bamba	2-0	26	4-11	.364	1-5	.200	0-1	.000	6	4	10	3	3-0	3	0	1	9	4.5	5
Iwundu	2-1	25	2-6	.333	1-3	.333	2-2	1.000	0	4	4	1	0-0	0	1	0	7	3.5	7
Jefferson	1-0	3	1-1	1.000	0-0	---	0-0	---	1	1	2	0	0-0	0	0	0	2	2.0	2
Birch	1-0	3	0-0	---	0-0	---	0-0	---	0	0	0	0	0-0	0	0	0	0	0.0	0
Clark (ORL)	1-0	9	0-2	.000	0-1	.000	0-0	---	1	1	2	0	1-0	1	1	0	0	0.0	0
MAGIC	2	480	87-185	.470	21-61	.344	43-49	.878	24	74	98	55	43-0	20	25	13	238	119.0	120





## ALL-TIME SERIES

DATE	@	W/L	GRIZZ	OPP
11/22/95	@	L	93	95
3/15/96 *		L	87	92
<b>1995-96 SEASON: 0-2 H: 0-1 A: 0-1</b>				
12/13/96		W	95	93
3/16/97	@	L	89	100
<b>1996-97 SEASON: 1-1 H: 1-0 A: 0-1</b>				
12/3/97		L	97	101
3/17/98	@	L	92	99
<b>1997-98 SEASON: 0-2 H: 0-1 A: 0-1</b>				
NO GAMES				
<b>1998-99 SEASON: 0-0 H: 0-0 A: 0-0</b>				
1/5/00	@	L	96	116
1/22/00		L	82	85
<b>1999-00 SEASON: 0-2 H: 0-1 A: 0-1</b>				
12/17/00		L	91	101
3/16/01	@	L	99	103
<b>2000-01 SEASON: 0-2 H: 0-1 A: 0-1</b>				
12/3/01	@	L	71	113
1/19/02		L	103	119
<b>2001-02 SEASON: 0-2 H: 0-1 A: 0-1</b>				
12/27/02		W	99	86
3/24/03	@	W	110	104
<b>2002-03 SEASON: 2-0 H: 1-0 A: 1-0</b>				
11/12/03	@	W	107	97
1/3/04		W	112	103
<b>2003-04 SEASON: 2-0 H: 1-0 A: 1-0</b>				
12/4/04	@	L	91	96
1/25/05		W	95	83
<b>2004-05 SEASON: 1-1 H: 1-0 A: 0-1</b>				
11/4/05	@	W	94	85
12/2/05		W	91	69
<b>2005-06 SEASON: 2-0 H: 1-0 A: 1-0</b>				
11/20/06		W	95	86
4/7/07	@	L	89	116
<b>2006-07 SEASON: 1-1 H: 1-0 A: 0-1</b>				
12/15/07	@	W	123	119
1/23/08		L	85	112
<b>2007-08 SEASON: 1-1 H: 0-1 A: 1-0</b>				

DATE	@	W/L	GRIZZ	OPP
10/31/08		W	86	84
4/8/09	@	L	78	81
<b>2008-09 SEASON: 1-1 H: 1-0 A: 0-1</b>				
1/25/10		W	99	94
4/4/10	@	L	92	107
<b>2009-10 SEASON: 1-1 H: 1-0 A: 0-1</b>				
11/15/10	@	L	72	89
1/31/11		W	100	97
<b>2010-11 SEASON: 1-1 H: 1-0 A: 0-1</b>				
4/26/12		W	88	76
<b>2011-12 SEASON: 1-0 H: 1-0 A: 0-1</b>				
2/22/13		W	88	82
3/3/13	@	W	108	82
<b>2012-13 SEASON: 2-0 H: 1-0 A: 1-0</b>				
12/9/13		W	94	85
2/12/14	@	W	86	81
<b>2013-14 SEASON: 2-0 H: 1-0 A: 1-0</b>				
1/16/15	@	W	106	96
1/26/15		W	103	94
<b>2014-15 SEASON: 2-0 H: 1-0 A: 1-0</b>				
1/25/16 *		W	108	102
4/3/16	@	L	107	119
<b>2015-16 SEASON: 1-1 H: 1-0 A: 0-1</b>				
12/1/16		W	95	94
12/26/16	@	L	102	112
<b>2016-17 SEASON: 1-1 H: 1-0 A: 0-1</b>				
11/1/17		L	99	101
3/3/18	@	L	100	107
<b>2017-18 SEASON: 0-2 H: 0-1 A: 0-1</b>				
3/10/19		W	105	97
3/22/19 *	@	L	119	123
<b>2018-19 SEASON: 1-1 H: 1-0 A: 0-1</b>				
11/8/19	@	L	86	118
3/10/20		L	115	120
<b>2019-20 SEASON: 0-2 H: 0-1 A: 0-1</b>				

\* OT | \*\* 2OT | \*\*\* 3OT

INTRO

PLAYERS

EXECUTIVE

B-BALL OPS

BUSINESS OPS

MEDIA

HISTORY

PLAYOFFS

REVIEW

OPPONENTS

NBA

FEDERATION

AT A GLANCE





# PHILADELPHIA 76ERS



## EASTERN CONFERENCE ATLANTIC DIVISION

Home Court: Wells Fargo Center – 20,155 (1996)

Office: 3 Banner Way, Camden, NJ 08103

Phone: (215) 339-7600 Website: sixers.com

Managing General Partner: Josh Harris

Co-Managing General Partner: David Blitzer

Chief Executive Officer: Scott O'Neil

President, Basketball Operations: Daryl Morey

General Manager: Elton Brand

Assistant General Manager: Ned Cohen

Head Coach: Doc Rivers

Executive Vice President, Basketball Operations: Peter Dinwiddie

Assistant General Manager: Ned Cohen

Vice President, Athlete Care: Simon Rice

Assistant Coaches: Dave Joergel, Sam Cassell, Dan Burke, Brian Adams,  
Eric Hughes, Popeye Jones

Assistant Coach/Performance Director: Todor Pandov

Communications: Dave Sholler, Lara Toscani Weems, Patrick Rees, Molly Mita,  
Rob King, Liz Klotzbach

Television: NBC Sports Television, NBC Sports Philadelphia+, Marc Zumoff,  
Alaa Abdelnaby

Radio: The Fanatic (97.5 FM), Tom McGinnis

## GRIZZLIES SERIES

Overall: 23-24

Home: 13-11

Road: 10-13

## LAST WIN/LOSS

	DATE	SCORE
Last Home Win	11/10/18	112-106
Last Home Loss	12/26/12	99-89
Last Road Win	11/23/16	104-99 (2ot)
Last Road Loss	2/7/20	119-107

## BIGGEST WIN/WORST LOSS

	DATE	MARGIN
Biggest Win	3/15/14	26
Worst Loss	4/10/10	19

## 2019-20 SEASON SERIES STATISTICS

### MEMPHIS VS. PHILADELPHIA

PLAYER	G-GS	MIN	FG-FGA	PCT	3FG-FGA	PCT	FT-FTA	PCT	OFF	DEF	TOT	AST	PF-QD	STL	TO	BLK	PTS	AVG	HI
Morant	1-1	28	4-12	.333	0-1	.000	7-9	.778	1	2	3	6	1-0	0	4	0	15	15.0	15
Valanciunas	1-1	28	5-8	.625	0-0	---	4-4	1.000	2	8	10	1	1-0	1	2	4	14	14.0	14
Jones	1-0	20	6-13	.462	1-2	.500	0-0	---	0	1	1	7	0-0	2	0	0	13	13.0	13
Clarke	1-0	23	4-7	.571	1-1	1.000	2-3	.667	2	3	5	1	0-0	1	1	0	11	11.0	11
Brooks	1-1	27	4-12	.333	0-3	.000	1-2	.500	0	4	4	1	3-0	1	0	0	9	9.0	9
Guduric	1-0	4	3-3	1.000	1-1	1.000	2-2	1.000	0	0	0	0	0-0	0	0	0	9	9.0	9
Watanabe	1-0	12	3-7	.429	1-2	.500	2-2	1.000	0	1	1	1	1-0	1	0	0	9	9.0	9
Jo. Jackson	1-0	23	2-5	.400	0-3	.000	4-4	1.000	1	2	3	0	2-0	2	4	0	8	8.0	8
Anderson	1-1	28	3-7	.429	0-1	.000	0-0	---	2	7	9	3	1-0	0	2	0	6	6.0	6
Ja. Jackson	1-1	20	2-9	.222	1-4	.250	1-2	.500	1	1	2	1	4-0	0	1	2	6	6.0	6
Melton	1-0	23	1-9	.111	0-3	.000	2-2	1.000	0	2	2	3	2-0	5	0	0	4	4.0	4
Konchar	1-0	4	1-1	1.000	0-0	---	1-1	1.000	0	0	0	1	0-0	0	0	0	3	3.0	3
GRIZZLIES	1	240	38-93	.409	5-21	.238	26-31	.839	9	31	40	25	15-0	13	14	6	107	107.0	107

### PHILADELPHIA VS. MEMPHIS

PLAYER	G-GS	MIN	FG-FGA	PCT	3FG-FGA	PCT	FT-FTA	PCT	OFF	DEF	TOT	AST	PF-QD	STL	TO	BLK	PTS	AVG	HI
Korkmaz	1-0	29	13-17	.765	7-9	.778	1-3	.333	3	3	6	4	0-0	0	2	1	34	34.0	34
Simmons	1-1	35	9-14	.643	0-0	---	4-5	.800	0	4	4	10	3-0	3	7	1	22	22.0	22
Harris	1-1	33	9-17	.529	3-4	.750	0-1	.000	0	6	6	5	1-0	0	0	2	21	21.0	21
Embiid	1-1	16	3-6	.500	1-1	1.000	3-4	.750	3	7	10	3	2-0	2	3	1	10	10.0	10
Horford	1-1	31	4-10	.400	2-5	.400	0-0	---	0	8	8	6	3-0	1	0	1	10	10.0	10
Thybulle	1-0	32	3-5	.600	0-2	.000	0-0	---	0	1	1	2	4-0	1	1	2	6	6.0	6
Pelle	1-0	7	2-2	1.000	0-0	---	1-2	.500	2	1	3	0	4-0	0	1	2	5	5.0	5
Richardson	1-0	15	2-7	.286	0-1	.000	0-0	---	1	1	2	0	3-0	0	4	1	4	4.0	4
Scott	1-0	13	1-2	.500	1-1	1.000	0-0	---	0	5	5	0	1-0	1	1	0	3	3.0	3
Milton	1-1	22	1-7	.143	0-2	.000	0-0	---	1	1	2	2	3-0	0	0	0	2	2.0	2
Smith	1-0	3	1-1	1.000	0-0	---	0-0	---	0	0	0	0	1-0	0	1	0	2	2.0	2
Neto	1-0	3	0-0	---	0-0	---	0-0	---	0	1	1	1	0-0	0	0	0	0	0.0	0
Shayok	1-0	3	0-2	.000	0-0	---	0-0	---	0	2	2	1	0-0	0	0	0	0	0.0	0
76ERS	1	240	48-90	.533	14-25	.560	9-15	.600	10	40	50	34	25-0	8	21	11	119	119.0	119





## ALL-TIME SERIES

DATE	@	W/L	GRIZZ	OPP
1/5/96 *		W	103	102
1/29/96	@	L	103	92
<b>1995-96 SEASON: 1-1 H: 1-0 A: 0-1</b>				
11/30/96	@	L	90	96
2/28/97		L	100	104
<b>1996-97 SEASON: 0-2 H: 0-1 A: 0-1</b>				
1/1/98		L	104	115
1/13/98	@	L	89	107
<b>1997-98 SEASON: 0-2 H: 0-1 A: 0-1</b>				
3/24/99 *		L	95	90
<b>1998-99 SEASON: 0-1 H: 0-1 A: 0-0</b>				
12/27/99		L	93	100
3/8/00	@	L	90	107
<b>1999-00 SEASON: 0-2 H: 0-1 A: 0-1</b>				
12/9/00		L	79	83
2/21/01	@		91	107
<b>2000-01 SEASON: 0-2 H: 0-1 A: 0-1</b>				
12/2/01	@	W	93	87
12/8/01		W	92	83
<b>2001-02 SEASON: 2-0 H: 1-0 A: 1-0</b>				
11/20/02		L	88	95
2/26/03	@	L	107	111
<b>2002-03 SEASON: 0-2 H: 0-1 A: 0-1</b>				
1/17/04	@	W	91	87
3/16/04		W	82	79
<b>2003-04 SEASON: 2-0 H: 1-0 A: 1-0</b>				
12/3/04		W	94	86
2/9/05	@	W	98	95
<b>2004-05 SEASON: 2-0 H: 1-0 A: 1-0</b>				
1/20/06 *	@	L	86	89
3/12/06		L	91	94
<b>2005-06 SEASON: 0-2 H: 0-1 A: 0-1</b>				
1/17/07		W	118	102
3/2/07 *	@	L	112	117
<b>2006-07 SEASON: 1-1 H: 1-0 A: 0-1</b>				
12/22/07		L	97	99
2/13/08	@	L	88	102
<b>2007-08 SEASON: 0-2 H: 0-1 A: 0-1</b>				

DATE	@	W/L	GRIZZ	OPP
2/11/09	@	L	87	91
3/7/09		L	105	110
<b>2008-09 SEASON: 0-2 H: 0-1 A: 0-1</b>				
11/20/09	@	W	102	97
4/10/10		L	101	120
<b>2009-10 SEASON: 1-1 H: 0-1 A: 1-0</b>				
1/28/11	@	W	99	94
2/15/11		W	102	91
<b>2010-11 SEASON: 2-0 H: 1-0 A: 1-0</b>				
2/21/12		W	89	76
<b>2011-12 SEASON: 1-0 H: 1-0 A: 0-1</b>				
12/26/12		L	89	99
1/28/13	@	W	103	100
<b>2012-13 SEASON: 1-1 H: 0-1 A: 1-0</b>				
3/15/14	@	W	103	77
4/11/14		W	117	95
<b>2013-14 SEASON: 2-0 H: 1-0 A: 1-0</b>				
12/13/14 *	@	W	120	115
1/24/15		W	101	83
<b>2014-15 SEASON: 2-0 H: 1-0 A: 1-0</b>				
11/29/15		W	92	84
12/22/15	@	W	104	90
<b>2015-16 SEASON: 2-0 H: 1-0 A: 1-0</b>				
11/23/16 **@		W	104	99
12/6/16		W	96	91
<b>2016-17 SEASON: 2-0 H: 1-0 A: 1-0</b>				
1/22/18		W	105	101
3/21/18	@	L	105	119
<b>2017-18 SEASON: 1-1 H: 1-0 A: 0-1</b>				
11/10/18 *		W	112	106
12/2/18	@	L	95	103
<b>2018-19 SEASON: 1-1 H: 1-0 A: 0-1</b>				
2/7/20	@	L	107	119
<b>2019-20 SEASON: 0-1 H: 0-0 A: 0-1</b>				

\* OT | \*\* 2OT | \*\*\* 3OT

INTRO

PLAYERS

EXECUTIVE

B-BALL OPS

BUSINESS OPS

MEDIA

HISTORY

PLAYOFFS

REVIEW

OPPONENTS

NBA

FEDERATION

AT A GLANCE





# PHOENIX SUNS



## WESTERN CONFERENCE PACIFIC DIVISION

**Home Court:** Phoenix Suns Arena (1992)  
**Office:** 201 E. Jefferson St., Phoenix, AZ 85004  
**Phone:** (602) 379-7900 **Website:** suns.com

**Managing Partner:** Robert Sarver

**President & Chief Executive Officer:** Jason Rowley

**General Manager:** James Jones

**Sr. Vice President, Basketball Operations:** Jeff Bower

**Assistant General Manager:** Trevor Bukstein

**Head Coach:** Monty Williams

**Assistant Coaches:** Willie Green, Kevin Young, Mark Bryant, Randy Ayers, Brian Randle

**Sr. Director, Player Health & Performance:** Brady Howe

**Director, Medical Services/Head Athletic Trainer:** David Crewe

**Director, Rehabilitation:** Adam Loiacono

**Communications:** Julie Fie, Cole Mickelson, Dean Stoyer

**Television:** FOX Sports Arizona, Kevin Ray, Eddie Johnson, Ann Meyers Drysdale

**Radio (English):** Arizona Sports (98.7 FM), Al McCoy, Jon Bloom, Tim Kempton

**Radio (Spanish):** KSUN La Mejor Radio (1400 AM, 106.5 FM), Arturo Ochoa, Juan Urresti

## GRIZZLIES SERIES

**Overall:** 37-55

**Home:** 21-23

**Road:** 16-32

## LAST WIN/LOSS

	DATE	SCORE
Last Home Win	1/26/20	114-109
Last Home Loss	11/2/19	114-105
Last Road Win	1/5/20	121-114
Last Road Loss	11/4/18	102-100

## BIGGEST WIN/WORST LOSS

	DATE	MARGIN
Biggest Win	1/2/10	25
Worst Loss	1/5/01	32

## 2019-20 SEASON SERIES STATISTICS

### MEMPHIS VS. PHOENIX

PLAYER	G-GS	MIN	FG-FGA	PCT	3FG-FGA	PCT	FT-FTA	PCT	OFF	DEF	TOT	AST	PF-DQ	STL	TO	BLK	PTS	AVG	HI
Brooks	4-4	117	32-63	.508	10-24	.417	8-8	1.000	3	11	14	8	18-1	5	11	2	82	20.5	27
Morant	4-4	124	25-51	.490	3-7	.429	20-24	.833	1	14	15	28	9-0	3	15	0	73	18.3	24
Ja. Jackson	4-4	119	26-49	.531	10-24	.417	4-8	.500	2	16	18	7	19-2	3	10	9	66	16.5	24
Valanciunas	4-4	101	26-39	.667	4-5	.800	5-7	.714	7	24	31	8	14-0	2	9	3	61	15.3	30
Clarke	4-0	89	21-31	.677	3-4	.750	6-10	.600	7	25	32	0	5-0	5	4	6	51	12.8	16
Melton	3-0	52	9-14	.643	3-5	.600	6-6	1.000	2	9	11	5	8-0	1	5	3	27	9.0	10
Allen	2-0	23	4-5	.800	1-2	.500	2-2	1.000	0	2	2	2	2-0	0	1	0	11	5.5	7
Jones	4-0	74	10-22	.455	2-9	.222	0-3	.000	1	5	6	19	0-0	4	2	0	22	5.5	9
Crowder	3-3	84	5-23	.217	3-13	.231	3-5	.600	2	14	16	11	9-0	2	5	0	16	5.3	13
Anderson	4-1	74	7-18	.389	1-4	.250	6-9	.667	2	20	22	6	7-0	3	5	4	21	5.3	8
Hill	4-0	77	6-18	.333	4-14	.286	4-6	.667	2	11	13	8	6-0	2	7	0	20	5.0	10
Guduric	3-0	23	2-5	.400	1-2	.500	0-0	---	2	7	9	3	3-0	0	5	0	5	1.7	3
Caboclo	1-0	5	0-2	.000	0-0	---	0-0	---	0	0	0	0	0-0	1	0	1	0	0.0	0
GRIZZLIES	4	960	173-340	.509	45-113	.398	64-88	.727	31	158	189	105	100-3	31	81	28	455	113.8	12

### PHOENIX VS. MEMPHIS

PLAYER	G-GS	MIN	FG-FGA	PCT	3FG-FGA	PCT	FT-FTA	PCT	OFF	DEF	TOT	AST	PF-DQ	STL	TO	BLK	PTS	AVG	HI
Booker	4-4	147	38-74	.514	9-22	.409	27-30	.900	1	9	10	23	9-0	1	12	1	112	28.0	40
Kaminsky	2-1	48	14-22	.636	4-7	.571	6-9	.667	1	9	10	4	3-0	1	2	1	38	19.0	24
Oubre	4-4	143	26-64	.406	5-19	.263	16-17	.941	7	29	36	8	14-0	2	8	4	73	18.3	27
Ayton	2-2	71	14-33	.424	0-0	---	3-5	.600	10	17	27	6	8-0	4	3	4	31	15.5	17
Baynes	3-2	72	12-30	.400	5-16	.313	12-16	.750	8	8	16	6	8-0	1	3	0	41	13.7	20
Rubio	4-4	141	16-48	.333	4-16	.250	11-14	.786	1	13	14	25	7-0	9	11	0	47	11.8	22
Bridges	4-0	97	13-21	.619	1-4	.250	4-5	.800	2	16	18	8	12-0	9	5	3	31	7.8	12
T. Johnson	2-0	29	5-11	.455	3-4	.750	0-0	---	1	0	1	5	3-0	0	0	0	13	6.5	9
C. Johnson	3-0	54	6-19	.316	3-12	.250	3-4	.750	3	5	8	2	5-0	1	4	0	18	6.0	11
Saric	4-3	79	8-26	.308	2-13	.154	5-7	.714	2	13	15	9	7-0	2	1	2	23	5.8	9
Carter	2-0	32	3-7	.429	2-5	.400	0-0	---	0	1	1	3	4-0	3	4	1	8	4.0	8
Jerome	2-0	21	2-9	.222	1-4	.250	0-0	---	0	5	5	3	2-0	1	1	0	5	2.5	5
Okobo	2-0	18	2-3	.667	1-1	1.000	0-0	---	0	2	2	1	1-0	1	2	0	5	2.5	5
Diallo	1-0	8	0-1	.000	0-0	---	0-0	---	0	1	1	0	3-0	1	0	1	0	0.0	0
SUNS	4	960	159-368	.432	40-123	.325	87-107	.813	36	128	164	103	86-0	36	57	17	445	111.3	114





## ALL-TIME SERIES

DATE	@	W/L	GRIZZ	OPP	DATE	@	W/L	GRIZZ	OPP	DATE	@	W/L	GRIZZ	OPP
12/5/95	@	L	108	112	11/11/06	@	L	87	96	12/21/17	@	L	95	97
12/22/95		L	80	101	1/15/07		L	122	137	12/26/17	@	L	97	99
2/19/96 *	@	L	94	98	3/26/07	@	L	87	105	1/29/18		W	120	109
4/7/96		L	92	112	4/3/07		L	111	116	2/28/18		L	102	110
1995-96 SEASON: 0-4 H: 0-2 A: 0-2					2006-07 SEASON: 0-4 H: 0-2 A: 0-2					2017-18 SEASON: 1-3 H: 1-1 A: 0-2				
11/14/96		W	92	89	2/26/08		L	113	127	10/27/18		W	117	96
12/15/96	@	L	84	103	3/11/08	@	L	111	132	11/4/18	@	L	100	102
12/28/96		L	98	103	4/8/08		L	113	127	3/30/19	@	W	120	115
4/19/97	@	W	121	107	2007-08 SEASON: 0-3 H: 0-2 A: 0-1					2018-19 SEASON: 2-1 H: 1-0 A: 1-1				
1996-97 SEASON: 2-2 H: 1-1 A: 1-1					11/10/08	@	L	102	107	11/2/19		L	105	114
12/9/97	@	L	85	107	12/30/08		L	89	101	12/11/19	@	W	115	108
12/26/97		L	100	118	4/10/09		W	106	89	1/5/20	@	W	121	114
3/29/98	@	L	98	106	4/13/09	@	L	110	119	1/26/20		W	114	109
4/12/98		L	106	129	2008-09 SEASON: 1-3 H: 1-1 A: 0-2					2019-20 SEASON: 3-1 H: 1-0 A: 2-0				
1997-98 SEASON: 0-4 H: 0-2 A: 0-2					11/25/09	@	L	111	126	* OT   ** 2OT   *** 3OT				
2/25/99		L	86	94	1/2/10	@	W	128	103					
3/22/99	@	L	84	89	1/18/10		W	125	118					
5/1/99	@	L	77	107	2/16/10		L	95	109					
1998-99 SEASON: 0-3 H: 0-1 A: 0-2					2009-10 SEASON: 2-2 H: 1-1 A: 1-1									
1/12/00		L	92	95	11/5/10 **	@	L	118	123					
2/8/00	@	L	76	94	11/8/10		W	109	99					
3/17/00		L	86	101	12/8/10 *	@	W	104	98					
4/12/00 *	@	L	116	122	2010-11 SEASON: 2-1 H: 1-0 A: 1-1									
1999-00 SEASON: 0-4 H: 0-2 A: 0-2					1/28/12	@	L	84	86					
11/29/00 **		W	109	106	3/10/12	@	L	91	98					
12/26/00		L	95	97	4/11/12		W	104	93					
1/5/01	@	L	76	108	2011-12 SEASON: 1-2 H: 1-0 A: 0-2									
1/31/01	@	L	92	101	12/4/12 *		W	108	98					
2000-01 SEASON: 1-3 H: 1-1 A: 0-2					12/12/12	@	L	80	82					
11/6/01	@	L	101	113	1/6/13	@	W	92	81					
11/23/01		L	89	103	2/5/13		L	90	96					
1/10/02	@	W	102	96	2012-13 SEASON: 2-2 H: 1-1 A: 1-1									
2/21/02		L	72	78	12/3/13		W	110	91					
2001-02 SEASON: 1-3 H: 0-2 A: 1-1					1/2/14	@	W	99	91					
12/4/02	@	L	85	98	1/10/14		W	104	99					
12/8/02		W	102	94	4/14/14	@	W	97	91					
1/10/03	@	L	90	96	2013-14 SEASON: 4-0 H: 2-0 A: 2-0									
3/26/03		L	99	101	11/5/14	@	W	102	91					
2002-03 SEASON: 1-3 H: 1-1 A: 0-2					1/11/15 **		W	122	110					
11/7/03	@	L	88	96	2/2/15	@	W	102	101					
2/20/04		W	97	92	2014-15 SEASON: 3-0 H: 1-0 A: 2-0									
4/2/04		W	109	99	12/6/15		W	95	93					
4/11/04	@	L	83	89	2/27/16	@	L	106	111					
2003-04 SEASON: 2-2 H: 2-0 A: 0-2					3/6/16		L	100	109					
12/23/04	@	L	102	109	3/21/16	@	W	103	97					
1/19/05	@	W	88	79	2015-16 SEASON: 2-2 H: 1-1 A: 1-1									
2/1/05		W	108	97	1/30/17	@	W	115	96					
3/20/05		L	91	97	2/8/17		W	110	91					
2004-05 SEASON: 2-2 H: 1-1 A: 1-1					2/28/17		W	130	112					
11/16/05	@	W	115	103	2016-17 SEASON: 3-0 H: 2-0 A: 1-0									
12/17/05		W	91	87										
2/8/06	@	L	102	108										
2005-06 SEASON: 1-2 H: 1-0 A: 1-1														

INTRO

PLAYERS

EXECUTIVE

B-BALL OPS

BUSINESS OPS

MEDIA

HISTORY

PLAYOFFS

REVIEW

OPPONENTS

NBA

FEDERFORUM

AT A GLANCE





# PORTLAND TRAIL BLAZERS



## WESTERN CONFERENCE NORTHWEST DIVISION

**Home Court:** Moda Center – 19,441 (1995)  
**Office:** One Center Court, Suite 200, Portland, OR 97227  
**Phone:** (503) 234-9291 **Website:** trailblazers.com

**Chair:** Jody Allen  
**Vice Chair:** Bert Kolde  
**President of Basketball Ops:** Neil Olshay  
**President & CEO:** Chris McGowan  
**Head Coach:** Terry Stotts  
**Assistant Coaches:** Dale Osbourne, Jim Moran, John McCullough, Jannero Pargo  
**Director of Player Health and Performance:** Jesse Elis  
**Head Athletic Trainer:** Geoff Clark  
**Assistant General Managers:** Bill Branch, Steve Rosenberry  
**Communications:** Jim Taylor, Jacob Gifford, Heavyn Jackson  
**Television:** NBC Sports Northwest, Jordan Kent, Lamar Hurd, Brooke Olzendam  
**Radio:** Rip City Radio 620 AM, Travis Demers, Michael Holton

## GRIZZLIES SERIES

**Overall:** 40-51  
**Home:** 23-23 **Road:** 17-28

## LAST WIN/LOSS

	DATE	SCORE
Last Home Win	2/12/20	111-104
Last Home Loss	11/20/17	100-92
Last Road Win	11/7/17	98-97
Last Road Loss	7/31/20	140-135

## BIGGEST WIN/WORST LOSS

	DATE	MARGIN
Biggest Win	3/14/05	21
Worst Loss	1/24/02	38

## 2019-20 SEASON SERIES STATISTICS

### MEMPHIS VS. PORTLAND

PLAYER	G-GS	MIN	FG-FGA	PCT	3FG-FGA	PCT	FT-FTA	PCT	OFF	DEF	TOT	AST	PF-DQ	STL	TO	BLK	PTS	AVG	HI
Clarke	2-0	57	19-22	.864	0-0	---	10-13	.769	4	9	13	3	3-0	3	0	3	48	24.0	27
Morant	2-2	73	16-45	.356	1-12	.083	9-9	1.000	5	5	10	20	0-0	2	5	0	42	21.0	22
Ja. Jackson	2-2	77	11-28	.393	7-19	.368	12-15	.800	1	7	8	1	10-0	2	4	4	41	20.5	33
Valanciunas	2-2	42	9-15	.600	1-1	1.000	9-12	.750	6	16	22	3	8-0	0	3	3	28	14.0	16
Brooks	2-2	58	10-32	.313	5-15	.333	1-2	.500	3	3	6	4	7-0	1	3	1	26	13.0	15
Dieng (MEM)	1-0	13	3-6	.500	1-3	.333	0-0	---	1	2	3	2	2-0	2	1	1	7	7.0	7
Melton	2-0	56	6-12	.500	1-5	.200	6-12	.500	2	6	8	6	3-0	2	4	1	19	9.5	12
Jo. Jackson	2-0	34	4-7	.571	0-1	.000	4-4	1.000	0	11	11	4	0-0	1	1	0	12	6.0	8
Allen	1-0	22	2-4	.500	1-1	1.000	0-1	.000	0	2	2	0	2-0	2	2	0	5	5.0	5
Anderson	2-2	44	4-9	.444	1-4	.250	1-2	.500	2	9	11	2	7-0	2	2	1	10	5.0	6
Jones	1-0	16	2-5	.400	0-0	---	0-0	---	0	0	0	4	1-0	0	0	0	4	4.0	4
Tolliver (MEM)	1-0	14	1-3	.333	1-3	.333	1-2	.500	0	1	1	2	1-0	0	0	0	4	4.0	4
<b>GRIZZLIES</b>	<b>2</b>	<b>505</b>	<b>87-188</b>	<b>.463</b>	<b>19-64</b>	<b>.297</b>	<b>53-72</b>	<b>.736</b>	<b>24</b>	<b>71</b>	<b>95</b>	<b>51</b>	<b>44-0</b>	<b>17</b>	<b>25</b>	<b>14</b>	<b>246</b>	<b>123.0</b>	<b>135</b>

### PORTLAND VS. MEMPHIS

PLAYER	G-GS	MIN	FG-FGA	PCT	3FG-FGA	PCT	FT-FTA	PCT	OFF	DEF	TOT	AST	PF-DQ	STL	TO	BLK	PTS	AVG	HI
McCollum	2-2	86	23-46	.500	6-15	.400	4-4	1.000	1	5	6	11	4-0	3	3	0	56	28.0	33
Lillard	2-2	81	17-41	.415	4-16	.250	11-13	.846	2	8	10	19	7-0	1	7	0	49	24.5	29
Simons	1-0	28	7-12	.583	6-7	.857	2-2	1.000	2	5	7	1	2-0	0	1	0	22	22.0	22
Nurkic	1-1	33	5-11	.455	0-1	.000	8-8	1.000	2	7	9	5	6-1	2	4	6	18	18.0	18
Anthony	2-2	73	8-25	.320	2-8	.250	8-9	.889	7	15	22	0	7-0	3	6	1	26	13.0	21
Whiteside	2-1	52	9-13	.692	0-0	---	5-9	.556	5	10	15	2	7-0	1	3	2	23	11.5	16
Trent	2-0	43	6-13	.462	4-8	.500	5-7	.714	0	1	1	2	4-0	0	0	1	21	10.5	17
Ariza (POR)	1-1	35	4-11	.364	2-7	.286	2-2	1.000	1	5	6	1	1-0	2	0	1	12	12.0	12
Hezonja	1-0	23	2-5	.400	1-2	.500	3-4	.750	0	4	4	2	4-0	3	2	0	8	8.0	8
Collins	1-1	37	3-9	.333	1-3	.333	0-0	---	3	6	9	3	6-1	1	0	0	7	7.0	7
Swanigan (POR)	1-0	12	1-2	.500	0-0	---	0-0	---	2	1	3	2	4-0	1	1	1	2	2.0	2
Brown	1-0	0	0-0	---	0-0	---	0-0	---	0	0	0	0	0-0	0	0	0	0	0.0	0
Gabriel (POR)	1-0	1	0-0	---	0-0	---	0-0	---	0	1	1	0	0-0	0	0	0	0	0.0	0
<b>TRAIL BLAZERS</b>	<b>2</b>	<b>505</b>	<b>85-188</b>	<b>.452</b>	<b>26-67</b>	<b>.388</b>	<b>48-58</b>	<b>.828</b>	<b>25</b>	<b>68</b>	<b>93</b>	<b>48</b>	<b>52-2</b>	<b>17</b>	<b>28</b>	<b>12</b>	<b>244</b>	<b>122.0</b>	<b>140</b>





## ALL-TIME SERIES

DATE	@	W/L	GRIZZ	OPP	DATE	@	W/L	GRIZZ	OPP	DATE	@	W/L	GRIZZ	OPP
11/3/95	@	W	92	80	12/13/06		L	79	85	11/7/17	@	W	98	97
12/15/95 *		W	104	100	1/27/07 **		L	132	135	11/20/17		L	92	100
4/2/96	@	L	85	101	2/23/07	@	W	103	102	3/28/18		W	108	103
4/14/96		L	79	81	3/29/07	@	W	96	92	4/1/18	@	L	98	113
1995-96 SEASON: 2-2 H: 1-1 A: 1-1					2006-07 SEASON: 2-2 H: 0-2 A: 2-0					2017-18 SEASON: 2-2 H: 1-1 A: 1-1				
11/1/96		L	85	114	11/9/07	@	L	98	110	12/12/18		W	92	83
12/12/96	@	L	78	99	12/3/07		L	105	106	12/19/18	@	L	92	99
3/28/97	@	L	81	115	4/15/08	@	L	91	113	3/5/19		W	120	111
4/17/97		L	73	105	2007-08 SEASON: 0-3 H: 0-1 A: 0-2					4/3/19	@	L	89	116
1996-97 SEASON: 0-4 H: 0-2 A: 0-2					2/18/09	@	L	90	94	2018-19 SEASON: 2-2 H: 2-0 A: 0-2				
12/19/97	@	L	91	96	3/16/09		L	92	103	2/12/20		W	111	104
12/21/97		W	88	86	3/28/09	@	L	66	86	7/31/20 *	@	L	135	140
3/26/98	@	L	102	108	4/7/09		L	93	96	2019-20 SEASON: 1-1 H: 1-0 A: 0-1				
4/11/98 *		W	105	96	2008-09 SEASON: 0-4 H: 0-2 A: 0-2					* OT   ** 2OT   *** 3OT				
1997-98 SEASON: 2-2 H: 2-0 A: 0-2					11/10/09		L	79	93					
2/8/99		L	76	95	11/27/09	@	W	106	96					
3/3/99		L	73	92	1/5/10	@	W	109	105					
4/6/99	@	L	89	98	3/1/10		L	93	103					
1998-99 SEASON: 0-3 H: 0-2 A: 0-1					2009-10 SEASON: 2-2 H: 0-2 A: 0-2									
11/2/99		L	86	106	11/16/10		L	99	100					
3/3/00	@	L	91	101	12/13/10		W	86	73					
4/6/00		W	89	87	4/12/11	@	L	89	102					
4/8/00	@	L	85	98	2010-11 SEASON: 1-2 H: 1-1 A: 0-1									
1999-00 SEASON: 1-3 H: 1-1 A: 0-2					1/24/12	@	L	84	97					
12/29/00	@	L	81	104	3/22/12	@	L	93	97					
3/6/01	@	W	105	97	4/21/12		W	93	89					
3/9/01		W	95	85	2011-12 SEASON: 1-2 H: 1-0 A: 0-2									
4/12/01		L	87	100	1/4/13		L	84	86					
2000-01 SEASON: 2-2 H: 1-1 A: 1-1					3/6/13		W	91	85					
11/15/01		L	85	101	3/12/13	@	W	102	97					
1/24/02	@	L	82	120	4/3/13	@	W	94	76					
3/25/02	@	W	103	100	2012-13 SEASON: 3-1 H: 1-1 A: 2-0									
4/11/02		W	102	99	1/28/14	@	W	98	81					
2001-02 SEASON: 2-2 H: 1-1 A: 1-1					3/11/14		W	109	99					
11/6/02	@	L	88	94	3/30/14	@	L	98	105					
1/15/03	@	L	92	100	2013-14 SEASON: 2-1 H: 1-0 A: 1-1									
1/20/03		L	87	99	11/28/14	@	W	112	99					
4/11/03		W	96	93	1/17/15		W	102	98					
2002-03 SEASON: 1-3 H: 1-1 A: 0-2					2/22/15	@	W	98	92					
11/5/03	@	L	87	93	3/21/15		W	97	86					
12/7/03		W	93	79	2014-15 SEASON: 4-0 H: 2-0 A: 2-0									
1/28/04		L	76	88	11/5/15	@	L	96	115					
3/3/04	@	W	97	88	11/13/15		W	101	100					
2003-04 SEASON: 2-2 H: 1-1 A: 1-1					1/4/16	@	W	91	78					
11/17/04	@	W	101	82	2/8/16 *		L	106	112					
2/11/05		W	88	82	2015-16 SEASON: 2-2 H: 1-1 A: 1-1									
3/12/05	@	L	66	80	11/6/16		L	94	100					
3/14/05		W	104	83	12/8/16		W	88	86					
2004-05 SEASON: 3-1 H: 2-0 A: 1-1					1/27/17	@	L	109	112					
11/22/05		L	87	95	2016-17 SEASON: 1-2 H: 1-1 A: 0-1									
12/21/05		W	89	79										
12/30/05	@	W	93	90										
2005-06 SEASON: 2-1 H: 1-1 A: 1-0														

INTRO

PLAYERS

EXECUTIVE

B-BALL OPS

BUSINESS OPS

MEDIA

HISTORY

PLAYOFFS

REVIEW

OPPONENTS

NBA

FEDERFORUM

AT A GLANCE





# SACRAMENTO KINGS



## WESTERN CONFERENCE PACIFIC DIVISION

**Home Court:** Golden 1 Center – 17,583 (2016)  
**Office:** 500 David J. Stern Walk, Sacramento, CA 95814  
**Phone:** (888) 915-4647 **Website:** kings.com

**Chairman and Governor:** Vivek Ranadive

**General Manager:** Monte McNair

**Chief Operating Officer:** Matina Kolokotronis

**President, Business Operations:** John Rinehart

**Chief Strategy Officer:** Joe Dumars

**Head Coach:** Luke Walton

**Assistant Coaches:** Jesse Murmuys, Rex Kalamian, Roy Rana, Rico Hines

**Vice President, Player Personnel:** Phil Jabour

**Vice President, Athlete Health and Performance:** Teena Murray

**Head Athletic Trainer:** Joe Resendez

**Head of Performance:** Craig Slaunwhite

**Communications:** Joelle Terry, Alexander Sigua, Rahsaan Gethers

**Television:** NBC Sports California, Mark Jones, Kyle Draper, Doug Christie, Kayte Hunter

**Radio:** KHTK 1140 (1140 AM), Gary Gerould

## GRIZZLIES SERIES

**Overall:** 41-52

**Home:** 29-18

**Road:** 12-34

## LAST WIN/LOSS

	DATE	SCORE
Last Home Win	12/21/19	119-115
Last Home Loss	2/28/20	104-101
Last Road Win	12/31/17	114-96
Last Road Loss	2/20/20	129-125

## BIGGEST WIN/WORST LOSS

	DATE	MARGIN
Biggest Win	1/21/12	33
Worst Loss	4/6/01	28

## 2019-20 SEASON SERIES STATISTICS

### MEMPHIS VS. SACRAMENTO

PLAYER	G-GS	MIN	FG-FGA	PCT	3FG-FGA	PCT	FT-FTA	PCT	OFF	DEF	TOT	AST	PF-DQ	STL	TO	BLK	PTS	AVG	HI
Morant	4-4	128	26-55	.473	3-12	.250	20-26	.769	2	4	6	24	8-0	0	19	2	75	18.8	23
Brooks	4-4	128	27-65	.415	8-29	.276	10-11	.909	3	9	12	9	18-2	1	9	2	72	18.0	32
Crowder	2-2	62	13-26	.500	5-14	.357	5-5	1.000	1	13	14	11	5-0	0	1	0	36	18.0	19
Ja. Jackson	3-3	95	17-37	.459	9-18	.500	9-11	.818	4	10	14	6	13-1	4	8	4	52	17.3	18
Melton	4-1	84	18-30	.600	7-11	.636	18-18	1.000	3	17	20	14	7-0	4	6	1	61	15.3	24
Valanciunas	3-3	82	14-32	.438	3-6	.500	8-8	1.000	14	34	48	3	3-0	0	4	2	39	13.0	18
Jo. Jackson	2-0	42	7-16	.438	2-7	.286	4-5	.800	0	8	8	7	4-0	4	3	1	20	10.0	11
Jones	4-0	71	14-24	.583	4-8	.500	4-4	1.000	1	8	9	18	5-0	3	3	0	36	9.0	16
Clarke	3-0	63	11-18	.611	0-1	.000	2-4	.500	4	17	21	5	7-0	2	2	2	24	8.0	8
Dieng (MEM)	2-0	36	2-9	.222	0-5	.000	1-2	.500	0	9	9	1	4-0	2	2	1	5	2.5	5
Allen	2-0	27	6-11	.545	3-6	.500	0-0	---	0	2	2	3	4-0	0	0	0	15	7.5	13
Anderson	4-2	79	7-14	.500	1-3	.333	5-6	.833	2	11	13	10	3-0	3	3	1	20	5.0	12
Hill	2-1	43	3-10	.300	3-7	.429	0-0	---	3	6	9	3	3-0	0	2	0	9	4.5	9
Guduric	1-0	7	1-3	.333	0-1	.000	0-0	---	0	1	1	1	1-0	0	0	0	2	2.0	2
Konchar	1-0	4	1-2	.500	0-1	.000	0-0	---	0	1	1	0	0-0	1	0	0	2	2.0	2
Caboclo	1-0	5	0-0	---	0-0	---	0-0	---	0	2	2	0	0-0	0	0	0	0	0.0	0
Watanabe	1-0	4	0-0	---	0-0	---	0-2	.000	0	0	0	0	1-0	0	0	0	0	0.0	0
<b>GRIZZLIES</b>	<b>4</b>	<b>960</b>	<b>167-352</b>	<b>.474</b>	<b>48-129</b>	<b>.372</b>	<b>86-102</b>	<b>.843</b>	<b>37</b>	<b>152</b>	<b>189</b>	<b>115</b>	<b>86-3</b>	<b>24</b>	<b>65</b>	<b>16</b>	<b>468</b>	<b>117.0</b>	<b>125</b>

### SACRAMENTO VS. MEMPHIS

PLAYER	G-GS	MIN	FG-FGA	PCT	3FG-FGA	PCT	FT-FTA	PCT	OFF	DEF	TOT	AST	PF-DQ	STL	TO	BLK	PTS	AVG	HI
Fox	4-4	127	36-66	.545	10-19	.526	18-26	.692	4	9	13	22	12-0	11	8	2	100	25.0	27
Barnes	4-4	143	25-52	.481	13-27	.481	18-21	.857	3	7	10	11	6-0	2	8	1	81	20.3	32
Holmes	2-2	63	15-23	.652	0-0	---	6-9	.667	12	7	19	2	10-0	1	2	3	36	18.0	18
Hield	4-2	122	20-59	.339	11-34	.324	17-19	.895	0	20	20	10	8-0	5	7	1	68	17.0	26
Bazemore (SAC)	2-0	52	11-19	.579	4-7	.571	5-7	.714	0	7	7	0	5-0	3	1	1	31	15.5	18
Bagley	1-0	26	4-11	.364	0-2	.000	3-4	.750	3	8	11	2	4-0	2	2	0	11	11.0	11
Bjelicic	4-4	118	18-36	.500	6-18	.333	2-5	.400	4	22	26	10	8-0	3	4	3	44	11.0	15
Bogdanovic	3-2	74	11-32	.344	3-18	.167	5-5	1.000	2	9	11	9	4-0	1	4	0	30	10.0	16
Ariza	2-0	54	6-15	.400	4-11	.364	2-2	1.000	1	15	16	3	6-0	3	0	1	18	9.0	13
Giles III	3-2	68	10-21	.476	0-0	---	3-4	.750	3	9	12	7	14-1	2	4	3	23	7.7	16
Joseph	4-0	82	7-21	.333	4-10	.400	6-8	.750	2	8	10	13	5-0	5	2	0	24	6.0	9
Len (SAC)	1-0	16	3-3	1.000	0-0	---	0-0	---	2	5	7	3	1-0	1	1	1	6	6.0	6
Parker (SAC)	1-0	15	1-6	.167	0-1	.000	2-2	1.000	0	4	4	2	1-0	0	0	0	4	4.0	4
James	2-0	0	0-0	---	0-0	---	0-0	---	0	0	0	0	0-0	0	0	0	0	0.0	0
<b>KINGS</b>	<b>4</b>	<b>960</b>	<b>167-364</b>	<b>.459</b>	<b>55-147</b>	<b>.374</b>	<b>87-112</b>	<b>.777</b>	<b>36</b>	<b>130</b>	<b>166</b>	<b>94</b>	<b>84-1</b>	<b>39</b>	<b>45</b>	<b>16</b>	<b>476</b>	<b>119.0</b>	<b>129</b>





## ALL-TIME SERIES

DATE	@	W/L	GRIZZ	OPP	DATE	@	W/L	GRIZZ	OPP	DATE	@	W/L	GRIZZ	OPP
12/18/95	@	L	85	92	11/15/06	@	L	111	115	12/31/17	@	W	114	96
2/14/96		W	93	86	1/29/07		W	124	117	1/19/18		W	106	88
3/11/96	@	L	88	92	4/10/07	@	L	100	112	4/6/18		L	93	94
4/12/96		W	99	98	<b>2006-07 SEASON: 1-2 H: 1-0 A: 0-2</b>					<b>2017-18 SEASON: 2-1 H: 1-1 A: 1-0</b>				
<b>1995-96 SEASON: 2-2 H: 2-0 A: 0-2</b>					1/10/08	@	L	113	116	10/24/18	@	L	92	97
11/18/96		L	83	84	2/12/08		W	107	94	11/16/18		W	112	104
12/26/96	@	L	88	111	3/22/08		W	117	111	12/21/18	@	L	99	102
3/11/97		L	101	109	3/26/08 *	@	L	106	107	1/25/19		L	96	99
4/8/97	@	L	93	109	<b>2007-08 SEASON: 2-2 H: 2-0 A: 0-2</b>					<b>2018-19 SEASON: 1-3 H: 1-1 A: 0-2</b>				
<b>1996-97 SEASON: 0-4 H: 0-2 A: 0-2</b>					11/5/08	@	L	95	100	12/21/19		W	119	115
11/1/97		W	97	96	11/18/08		W	109	94	1/2/20	@	L	123	128
1/2/98	@	L	80	94	2/20/09		L	106	115	1/2/20	@	L	125	129
3/6/98		L	96	98	3/27/09	@	W	113	95	2/28/20		L	101	104
4/19/98 *	@	W	112	108	<b>2008-09 SEASON: 2-2 H: 1-1 A: 1-1</b>					<b>2019-20 SEASON: 1-3 H: 1-1 A: 0-2</b>				
<b>1997-98 SEASON: 2-2 H: 1-1 A: 1-1</b>					11/2/09 *	@	L	116	127	<b>* OT   ** 2OT   *** 3OT</b>				
2/7/99	@	L	87	109	11/23/09		W	116	105					
3/2/99		L	101	111	3/22/10	@	W	102	85					
4/11/99		L	88	91	<b>2009-10 SEASON: 2-1 H: 1-0 A: 1-1</b>									
5/5/99	@	L	95	99	11/6/10	@	W	100	91					
<b>1998-99 SEASON: 0-4 H: 0-2 A: 0-2</b>					12/29/10	@	L	98	100					
11/16/99	@	L	77	81	2/26/11		W	120	92					
12/15/99		L	106	109	4/8/11		W	101	96					
2/26/00		W	102	90	<b>2010-11 SEASON: 3-1 H: 2-0 A: 1-1</b>									
2/29/00	@	L	87	112	1/3/12		W	113	96					
<b>1999-00 SEASON: 1-3 H: 1-1 A: 0-2</b>					1/21/12		W	128	95					
12/22/00		L	93	95	3/20/12	@	L	110	119					
2/2/01	@	L	95	105	<b>2011-12 SEASON: 2-1 H: 2-0 A: 0-1</b>									
4/6/01		L	90	118	1/7/13	@	W	113	81					
4/16/01	@	L	100	110	1/18/13		W	85	69					
<b>2000-01 SEASON: 0-4 H: 0-2 A: 0-2</b>					2/12/13		W	108	101					
11/28/01		W	98	94	4/7/13	@	W	89	87					
12/16/01	@	L	87	104	<b>2012-13 SEASON: 4-0 H: 2-0 A: 2-0</b>									
1/21/02	@	L	98	112	11/17/13	@	W	97	86					
4/2/02		L	83	107	1/17/14		W	91	90					
<b>2001-02 SEASON: 1-3 H: 1-1 A: 0-2</b>					1/29/14	@	W	99	89					
11/2/02		L	99	116	<b>2013-14 SEASON: 3-0 H: 1-0 A: 2-0</b>									
11/8/02	@	L	91	99	11/13/14		W	111	110					
1/12/03	@	L	98	106	11/30/14	@	W	97	85					
1/23/03		L	98	104	2/25/15	@	L	90	102					
<b>2002-03 SEASON: 0-4 H: 0-2 A: 0-2</b>					3/30/15		W	97	83					
11/25/03	@	L	89	109	<b>2014-15 SEASON: 3-1 H: 2-0 A: 1-1</b>									
12/16/03		W	105	100	11/3/15	@	W	103	89					
12/23/03	@	L	97	114	1/30/16		W	121	117					
1/23/04		W	109	95	3/2/16		W	104	98					
<b>2003-04 SEASON: 2-2 H: 2-0 A: 0-2</b>					<b>2015-16 SEASON: 3-0 H: 2-0 A: 1-0</b>									
11/19/04	@	L	105	107	12/16/16		L	92	96					
11/30/04		L	93	98	12/31/16	@	W	112	98					
3/8/05	@	L	82	85	1/20/17		W	107	91					
<b>2004-05 SEASON: 0-3 H: 0-1 A: 0-2</b>					3/27/17	@	L	90	91					
1/10/06		W	99	85	<b>2016-17 SEASON: 2-2 H: 1-1 A: 1-1</b>									
2/7/06	@	L	96	104										
2/15/06		W	84	78										
3/10/06	@	L	93	105										
<b>2005-06 SEASON: 2-2 H: 2-0 A: 0-2</b>														

INTRO

PLAYERS

EXECUTIVE

B-BALL OPS

BUSINESS OPS

MEDIA

HISTORY

PLAYOFFS

REVIEW

OPPONENTS

NBA

FEDERFORUM

AT A GLANCE





# SAN ANTONIO SPURS

## WESTERN CONFERENCE SOUTHWEST DIVISION



**Home Court:** AT&T Center – 18,354 (2002)  
**Office:** One AT&T Center, San Antonio, TX 78219  
**Phone:** (210) 444-5500 **Website:** spurs.com

**Chairman:** Peter J. Holt

**President & CEO:** RC Buford

**President of Basketball Operations/Head Coach:** Gregg Popovich

**General Manager:** Brian Wright

**Vice President of Basketball Operations:** Brent Barry

**Assistant Coaches:** Becky Hammon, Will Hardy, Mitch Johnson, Chip Engelland, Darius Songaila

**Director of Sports Science:** Xavi Schelling

**Director of Player Care:** Wayne Diesel

**Head Athletic Trainer:** Will Sevensen

**Communications:** Tom James, Kris Davis, Jordan Howenstine

**Television:** KENS, KMYS, FOX Sports Southwest, Bill Land, Sean Elliott, Dan Weiss, Matt Bonner

**Radio (English):** WOAI (1200 AM), Bill Schoening

**Radio (Spanish):** KXTN (107.5 FM), Paul Castro

## GRIZZLIES SERIES

**Overall:** 26-73

**Home:** 17-34

**Road:** 9-39

## LAST WIN/LOSS

	DATE	SCORE
<b>Last Home Win</b>	1/10/20	134-121
<b>Last Home Loss</b>	8/2/20	108-106
<b>Last Road Win</b>	11/11/19	113-109
<b>Last Road Loss</b>	1/5/19	108-88

## BIGGEST WIN/WORST LOSS

	DATE	MARGIN
<b>Biggest Win</b>	3/1/11*	16 (2x)
<b>Worst Loss</b>	11/8/95	49

\* most recent occurrence

## 2019-20 SEASON SERIES STATISTICS

### MEMPHIS VS. SAN ANTONIO

PLAYER	G-GS	MIN	FG-FGA	PCT	3FG-FGA	PCT	FT-FTA	PCT	OFF	DEF	TOT	AST	PF-DQ	STL	TO	BLK	PTS	AVG	HI
Ja. Jackson	4-4	129	34-55	.618	17-27	.630	6-11	.545	5	9	14	7	13-0	3	7	3	91	22.8	24
Morant	4-4	125	30-64	.469	2-10	.200	13-17	.765	4	19	23	30	7-0	3	7	0	75	18.8	25
Brooks	4-4	127	28-68	.412	8-26	.308	9-12	.750	4	6	10	14	15-0	5	6	2	73	18.3	22
Valanciunas	4-4	110	30-48	.625	1-6	.167	9-10	.900	11	33	44	9	13-0	0	4	4	70	17.5	21
Clarke	4-0	87	18-30	.600	2-6	.333	4-5	.800	5	19	24	7	5-0	2	3	2	42	10.5	14
Allen	3-0	65	9-19	.474	4-14	.286	3-3	1.000	1	5	6	4	3-0	2	4	0	25	8.3	15
Jones	3-0	55	8-20	.400	4-11	.364	2-2	1.000	2	3	5	13	3-0	0	1	0	22	7.3	11
Melton	3-0	49	9-23	.391	1-6	.167	0-0	---	0	12	12	9	9-0	3	5	1	19	6.3	13
Crowder	3-3	83	6-19	.316	3-12	.250	2-4	.500	2	15	17	9	5-0	1	3	0	17	5.7	8
Guduric	1-0	12	2-3	.667	1-1	1.000	0-0	---	0	0	0	4	1-0	0	0	0	5	5.0	5
Anderson	4-1	64	5-16	.313	3-8	.375	5-6	.833	0	6	6	10	7-0	1	3	2	18	4.5	8
Hill	3-0	38	4-8	.500	3-6	.500	0-0	---	0	8	8	6	4-0	3	1	0	11	3.7	5
Tolliver (MEM)	1-0	8	0-0	---	0-0	---	0-0	---	0	1	1	1	0-0	0	0	0	0	0.0	0
Caboclo	1-0	3	0-1	.000	0-0	---	0-0	---	0	0	0	2	0-0	1	0	0	0	0.0	0
Jo. Jackson	1-0	5	0-0	---	0-0	---	0-0	---	0	0	0	1	1-0	0	0	0	0	0.0	0
<b>GRIZZLIES</b>	<b>4</b>	<b>960</b>	<b>183-374</b>	<b>.489</b>	<b>49-133</b>	<b>.368</b>	<b>53-70</b>	<b>.757</b>	<b>34</b>	<b>136</b>	<b>170</b>	<b>126</b>	<b>86-0</b>	<b>24</b>	<b>44</b>	<b>14</b>	<b>468</b>	<b>117.0</b>	<b>134</b>

### SAN ANTONIO VS. MEMPHIS

PLAYER	G-GS	MIN	FG-FGA	PCT	3FG-FGA	PCT	FT-FTA	PCT	OFF	DEF	TOT	AST	PF-DQ	STL	TO	BLK	PTS	AVG	HI
Aldridge	3-3	99	32-52	.615	8-14	.571	8-10	.800	4	18	22	11	6-0	2	5	4	80	26.7	40
DeRozan	4-4	135	32-54	.593	1-3	.333	23-27	.852	2	21	23	33	13-0	5	7	1	88	22.0	36
Forbes	3-3	81	15-28	.536	11-21	.524	3-4	.750	0	5	5	5	3-0	0	5	0	44	14.7	21
Gay	4-0	102	16-42	.381	9-19	.474	8-9	.889	5	17	22	7	5-0	1	5	3	49	12.3	18
Murray	4-4	105	20-38	.526	2-5	.400	3-5	.600	4	21	25	16	6-0	5	12	2	45	11.3	21
White	4-1	102	13-35	.371	7-19	.368	8-11	.727	1	15	16	20	7-0	2	2	1	41	10.3	16
Johnson	1-0	25	4-6	.667	1-2	.500	0-2	.000	2	4	6	0	2-0	1	1	0	9	9.0	9
Mills	4-0	74	12-25	.480	6-16	.375	5-6	.833	2	6	8	7	4-0	2	3	0	35	8.8	10
Lyles	3-3	59	11-19	.579	4-9	.444	0-0	---	2	16	18	6	6-0	0	2	2	26	8.7	17
Belinelli	3-0	39	6-15	.400	4-8	.500	1-3	.333	0	2	2	2	2-0	1	0	0	17	5.7	10
Walker	3-1	43	6-18	.333	3-7	.429	2-2	1.000	0	3	3	2	1-0	1	3	0	17	5.7	12
Eubanks	2-0	25	2-4	.500	0-0	---	6-7	.857	2	3	5	0	4-0	0	3	2	10	5.0	8
Metu	1-0	4	2-2	1.000	0-0	---	0-0	---	0	2	2	0	0-0	1	0	0	4	4.0	4
Poeltl	4-1	61	8-13	.615	0-0	---	0-1	.000	4	11	15	6	9-1	0	4	5	16	4.0	6
Carroll	1-0	3	1-1	1.000	0-0	---	0-0	---	0	1	1	0	0-0	0	1	0	2	2.0	2
Weather Spoon	1-0	3	0-0	---	0-0	---	0-0	---	0	1	1	1	0-0	0	1	0	0	0.0	0
Zeller	1-0	0	0-0	---	0-0	---	0-0	---	0	0	0	0	0-0	0	0	0	0	0.0	0
<b>SPURS</b>	<b>4</b>	<b>960</b>	<b>180-352</b>	<b>.511</b>	<b>56-123</b>	<b>.455</b>	<b>67-87</b>	<b>.770</b>	<b>28</b>	<b>146</b>	<b>174</b>	<b>116</b>	<b>68-1</b>	<b>21</b>	<b>54</b>	<b>20</b>	<b>483</b>	<b>120.8</b>	<b>145</b>





## ALL-TIME SERIES

DATE	@	W/L	GRIZZ	OPP	DATE	@	W/L	GRIZZ	OPP	DATE	@	W/L	GRIZZ	OPP
11/8/95	@	L	62	111	12/20/06	@	L	98	105	11/29/17	@	L	95	104
2/25/96		L	84	95	1/7/07		L	96	110	12/1/17		L	79	95
4/10/96	@	L	82	105	1/26/07	@	L	96	112	1/24/18		L	85	108
4/16/96		L	86	95	4/16/07		W	101	91	3/5/18	@	L	98	100
1995-96 SEASON: 0-4 H: 0-2 A: 0-2					2006-07 SEASON: 1-3 H: 1-1 A: 0-2					2017-18 SEASON: 0-4 H: 0-2 A: 0-2				
11/24/96		W	96	91	10/31/07		L	101	104	11/21/18	@	W	104	103
12/6/96	@	W	105	89	11/23/07	@	L	88	101	1/5/19	@	L	88	108
12/30/96		L	88	95	12/19/07		W	88	85	1/9/19		W	96	86
2/12/97	@	W	106	101	12/30/07	@	L	87	111	2/12/19		L	107	108
1996-97 SEASON: 3-1 H: 1-1 A: 2-0					2007-08 SEASON: 1-3 H: 1-1 A: 0-2					2018-19 SEASON: 2-2 H: 1-1 A: 1-1				
11/5/97	@	L	79	87	11/24/08		L	81	94	11/11/19	@	W	113	109
12/17/97	@	L	87	98	11/28/08	@	L	98	109	12/23/19		L	115	145
12/30/97		L	115	124	12/27/08	**@	L	103	106	1/10/20		W	134	121
4/16/98		L	97	110	1/2/09		L	80	91	8/2/20		L	106	108
1997-98 SEASON: 0-4 H: 0-2 A: 0-2					2008-09 SEASON: 0-4 H: 0-2 A: 0-2					2019-20 SEASON: 2-2 H: 1-2 A: 1-0				
3/20/99 *		L	88	92	1/16/10		W	92	86	* OT   ** 2OT   *** 3OT				
4/1/99	@	L	91	103	1/29/10	@	L	97	104					
4/29/99		L	72	99	3/6/10		L	92	102					
1998-99 SEASON: 0-3 H: 0-2 A: 0-1					4/9/10	@	W	107	99					
12/9/99	@	L	91	99	2009-10 SEASON: 2-2 H: 1-1 A: 1-1									
12/30/99		L	88	98	12/18/10 *	@	L	106	112					
4/9/00		L	99	107	2/27/11	@	L	88	95					
4/17/00		L	93	100	3/1/11		W	109	93					
1999-00 SEASON: 0-4 H: 0-2 A: 0-2					3/27/11		W	111	104					
11/11/00	@	L	78	91	2010-11 SEASON: 2-2 H: 2-0 A: 0-2									
12/3/00		L	79	97	12/26/11	@	L	82	95					
1/23/01	@	L	77	110	1/30/12		L	73	83					
3/5/01		L	77	91	2/6/12		L	84	89					
2000-01 SEASON: 0-4 H: 0-2 A: 0-2					4/12/12	@	L	97	107					
12/30/01		L	79	83	2011-12 SEASON: 0-4 H: 0-2 A: 0-2									
2/19/02 *	@	L	93	99	12/1/12 *	@	L	95	99					
3/12/02	@	L	84	98	1/11/13 *		W	101	98					
4/13/02		L	92	113	1/16/13	@	L	82	103					
2001-02 SEASON: 0-4 H: 0-2 A: 0-2					4/1/13		W	92	90					
11/4/02 *		L	101	103	2012-13 SEASON: 2-2 H: 2-0 A: 0-2									
11/22/02	@	L	86	95	10/30/13	@	L	94	101					
1/22/03	@	W	98	93	11/22/13		L	86	102					
4/2/03		L	87	105	1/7/14 *		L	108	110					
2002-03 SEASON: 1-3 H: 0-2 A: 1-1					4/6/14	@	L	92	112					
11/3/03		W	88	80	2013-14 SEASON: 0-4 H: 0-2 A: 0-2									
12/15/03	@	L	67	78	12/5/14		L	101	107					
3/1/04	@	W	81	80	12/17/14 ***@		W	117	116					
3/9/04		W	94	88	12/30/14		W	95	87					
2003-04 SEASON: 3-1 H: 2-0 A: 1-1					3/29/15	@	L	89	103					
11/22/04		W	93	90	2014-15 SEASON: 2-2 H: 1-1 A: 1-1									
2/26/05	@	W	84	82	11/21/15	@	L	82	92					
4/16/05	@	L	75	97	12/3/15		L	83	103					
4/18/05		W	94	92	3/25/16	@	L	104	110					
2004-05 SEASON: 3-1 H: 2-0 A: 1-1					3/28/16		L	87	101					
1/14/06	@	L	79	80	2015-16 SEASON: 0-4 H: 0-2 A: 0-2									
1/16/06		L	83	93	2/6/17		W	89	74					
2/24/06		L	80	83	3/18/17		W	104	96					
4/9/06	@	L	81	83	3/23/17	@	L	90	97					
2005-06 SEASON: 0-4 H: 0-2 A: 0-2					4/4/17 *	@	L	89	95					
					2016-17 SEASON: 2-2 H: 2-0 A: 0-2									





# TORONTO RAPTORS



## EASTERN CONFERENCE ATLANTIC DIVISION

**Home Court:** Amalie Arena – 20,500

**Office:** 401 Channelside Dr, Tampa, FL 33602

**Phone:** (813) 301-6500 **Website:** raptors.com

**Chairman of the Board & Chairman, NBA Board of Governors:** Lawrence M. Tanenbaum, O.C.

**President:** Masai Ujiri

**General Manager:** Bobby Webster

**Head Coach:** Nick Nurse

**Assistant Coaches:** Adrian Griffin, Sergio Scariolo, Patrick Mutombo, Jim Sann, Jon Goodwillie, Brittnei Donaldson

**Assistant Coach/Director of Sports Science:** Alex McKechnie

**Head Athletic Trainer:** Scott McCullough

**Head Strength and Conditioning Coach:** Jon Lee

**Communications:** Jennifer Quinn, Roven Yau, Phil Summers, Emma Marshall, Tasala Tahir

**Television:** TSN, Sportsnet: Matt Devlin, Leo Rautins, Jack Armstrong

**Radio:** TSN Radio 1050 (AM 1050), Sportsnet 590 (AM 590), Paul Jones, Eric Smith, Jack Armstrong, Sherman Hamilton

## GRIZZLIES SERIES

**Overall:** 23-25

**Home:** 13-10

**Road:** 10-15

## LAST WIN/LOSS

	DATE	SCORE
Last Home Win	1/25/17	101-99
Last Home Loss	11/27/18	122-114
Last Road Win	2/20/13	88-82
Last Road Loss	8/9/20	108-99

## BIGGEST WIN/WORST LOSS

	DATE	MARGIN
Biggest Win	4/6/05	30
Worst Loss	1/19/19	29

## 2019-20 SEASON SERIES STATISTICS

### MEMPHIS VS. TORONTO

PLAYER	G-GS	MIN	FG-FGA	PCT	3FG-FGA	PCT	FT-FTA	PCT	OFF	DEF	TOT	AST	PF-DQ	STL	TO	BLK	PTS	AVG	HI
Brooks	1-1	35	11-26	.423	3-10	.300	0-0	---	1	5	6	2	3-0	3	3	0	25	25.0	25
Allen	1-0	34	6-14	.429	4-10	.400	4-4	1.000	1	3	4	1	5-0	0	2	0	20	20.0	20
Morant	1-1	41	7-19	.368	2-4	.500	1-1	1.000	0	4	4	10	4-0	0	4	1	17	17.0	17
Clarke	1-0	26	6-10	.600	2-4	.500	2-4	.500	4	5	9	2	5-0	1	2	0	16	16.0	16
Dieng (MEM)	1-0	13	2-4	.500	1-3	.333	0-0	---	0	2	2	1	1-0	0	2	1	5	5.0	5
Melton	1-0	23	3-8	.375	1-5	.200	1-2	.500	1	1	2	3	0-0	6	2	0	8	8.0	8
Anderson	1-1	12	1-2	.500	0-0	---	1-1	1.000	1	2	3	2	5-0	1	2	0	3	3.0	3
Tolliver (MEM)	1-1	30	1-6	.167	1-5	.200	2-2	1.000	0	2	2	2	3-0	2	1	0	5	5.0	5
Valanciunas	1-1	27	0-2	.000	0-1	.000	0-2	.000	2	8	10	1	1-0	1	4	1	0	0.0	0
<b>GRIZZLIES</b>	<b>1</b>	<b>240</b>	<b>37-91</b>	<b>.407</b>	<b>14-42</b>	<b>.333</b>	<b>11-16</b>	<b>.688</b>	<b>10</b>	<b>32</b>	<b>42</b>	<b>24</b>	<b>27-0</b>	<b>14</b>	<b>22</b>	<b>3</b>	<b>99</b>	<b>99.0</b>	<b>99</b>

### TORONTO VS. MEMPHIS

PLAYER	G-GS	MIN	FG-FGA	PCT	3FG-FGA	PCT	FT-FTA	PCT	OFF	DEF	TOT	AST	PF-DQ	STL	TO	BLK	PTS	AVG	HI
Siakam	1-1	36	9-16	.563	4-9	.444	4-6	.667	0	1	1	3	3-0	1	4	1	26	26.0	26
Powell	1-0	30	4-8	.500	1-3	.333	7-7	1.000	0	2	2	4	3-0	0	3	0	16	16.0	16
Lowry	1-1	37	4-12	.333	2-9	.222	5-6	.833	0	7	7	8	3-0	4	9	0	15	15.0	15
VanVleet	1-1	35	4-7	.571	1-3	.333	5-6	.833	0	3	3	5	4-0	4	3	2	14	14.0	14
Ibaka	1-0	25	5-9	.556	2-3	.667	0-2	.000	4	8	12	3	4-0	3	2	2	12	12.0	12
Gasol	1-1	22	3-4	.750	1-2	.500	3-4	.750	0	6	6	1	2-0	1	1	1	10	10.0	10
Anunoby	1-1	28	2-8	.250	2-5	.400	0-0	---	1	4	5	0	2-0	3	1	1	6	6.0	6
Thomas	1-0	10	2-3	.667	2-3	.667	0-0	---	0	1	1	0	1-0	1	1	0	6	6.0	6
Davis	1-0	6	1-3	.333	0-2	.000	0-0	---	0	1	1	1	1-0	0	0	0	2	2.0	2
Boucher	1-0	6	0-0	---	0-0	---	1-2	.500	0	0	0	0	0-0	0	1	0	1	1.0	1
Hollis-Jefferson	1-0	5	0-1	.000	0-0	---	0-0	---	0	2	2	0	0-0	0	0	0	0	0.0	0
<b>RAPTORS</b>	<b>1</b>	<b>240</b>	<b>34-71</b>	<b>.479</b>	<b>15-39</b>	<b>.385</b>	<b>25-33</b>	<b>.758</b>	<b>5</b>	<b>35</b>	<b>40</b>	<b>25</b>	<b>23-0</b>	<b>17</b>	<b>26</b>	<b>7</b>	<b>108</b>	<b>108.0</b>	<b>108</b>





## ALL-TIME SERIES

DATE	@	W/L	GRIZZ	OPP
12/10/95		L	81	93
1/25/96 *	@	W	106	101
<b>1995-96 SEASON: 1-1 H: 0-1 A: 1-0</b>				
1/19/97		W	100	92
3/9/97	@	L	77	81
<b>1996-97 SEASON: 1-1 H: 1-0 A: 0-1</b>				
2/22/98 *	@	L	105	113
3/8/98		W	113	106
<b>1997-98 SEASON: 1-1 H: 1-0 A: 0-1</b>				
2/21/99	@	L	87	102
<b>1998-99 SEASON: 0-1 H: 0-0 A: 0-1</b>				
1/9/00	@	W	107	97
3/5/00		L	92	94
<b>1999-00 SEASON: 1-1 H: 0-1 A: 1-0</b>				
3/11/01		L	84	101
3/25/01	@	L	92	102
<b>2000-01 SEASON: 0-2 H: 0-1 A: 0-1</b>				
11/29/01	@	L	88	91
1/8/02		W	84	81
<b>2001-02 SEASON: 1-1 H: 1-0 A: 0-1</b>				
12/1/02		L	87	92
3/9/03	@	W	119	106
<b>2002-03 SEASON: 1-1 H: 0-1 A: 1-0</b>				
3/23/04		W	95	86
3/28/04	@	W	94	88
<b>2003-04 SEASON: 2-0 H: 1-0 A: 1-0</b>				
3/4/05		W	86	75
4/6/05	@	W	104	74
<b>2004-05 SEASON: 2-0 H: 1-0 A: 1-0</b>				
11/30/05	@	W	92	66
2/21/06		W	94	88
<b>2005-06 SEASON: 2-0 H: 1-0 A: 1-0</b>				
12/30/06		W	110	104
3/7/07	@	L	87	94
<b>2006-07 SEASON: 1-1 H: 1-0 A: 0-1</b>				
11/21/07		L	89	95
11/28/07	@	L	91	103
<b>2007-08 SEASON: 0-2 H: 0-1 A: 0-1</b>				

DATE	@	W/L	GRIZZ	OPP
1/9/09	@	L	82	103
2/7/09		W	78	70
<b>2008-09 SEASON: 1-1 H: 1-0 A: 0-1</b>				
10/30/09		W	115	107
2/17/10 *	@	W	109	102
<b>2009-10 SEASON: 2-0 H: 1-0 A: 1-0</b>				
12/27/10		W	96	85
1/24/11	@	W	100	98
<b>2010-11 SEASON: 2-0 H: 1-0 A: 1-0</b>				
3/21/12	@	W	102	99
3/16/12 *		L	110	114
<b>2011-12 SEASON: 1-1 H: 0-1 A: 1-0</b>				
11/28/12		W	103	82
2/20/13	@	W	88	82
<b>2012-13 SEASON: 2-0 H: 1-0 A: 1-0</b>				
11/13/13		L	87	103
3/14/14	@	L	86	99
<b>2013-14 SEASON: 0-2 H: 0-1 A: 0-1</b>				
11/19/14	@	L	92	96
1/21/15		W	92	86
<b>2014-15 SEASON: 1-1 H: 1-0 A: 0-1</b>				
2/21/16	@	L	85	98
4/1/16		L	95	99
<b>2015-16 SEASON: 0-2 H: 0-1 A: 0-1</b>				
11/30/16	@	L	105	120
1/25/17		W	101	99
<b>2016-17 SEASON: 1-1 H: 1-0 A: 0-1</b>				
12/8/17		L	107	116
2/4/18	@	L	86	101
<b>2017-18 SEASON: 0-2 H: 0-1 A: 0-1</b>				
11/27/18		L	114	122
1/19/19	@	L	90	119
<b>2018-19 SEASON: 0-2 H: 0-1 A: 0-1</b>				
8/9/20	@	L	99	108
<b>2019-20 SEASON: 0-1 H: 0-0 A: 0-1</b>				

\* OT | \*\* 2OT | \*\*\* 3OT

INTRO

PLAYERS

EXECUTIVE

B-BALL OPS

BUSINESS OPS

MEDIA

HISTORY

PLAYOFFS

REVIEW

OPPONENTS

NBA

FEDERATION

AT A GLANCE





# UTAH JAZZ



## WESTERN CONFERENCE NORTHWEST DIVISION

Home Court: Vivint Smart Home Arena – 18,306 (1991)

Office: 1414 S. 500 W, Salt Lake City, UT 84115

Phone: (801) 325-2500 Website: [utahjazz.com](http://utahjazz.com)

Owner: Ryan Smith

President: Don Stirling

Executive Vice President of Basketball Operations: Dennis Lindsey

General Manager: Justin Zanik

Vice President of Player Personnel: Walt Perrin

Senior Vice President of Basketball Operations: Linda Luchetti

Head Coach: Quin Snyder

Assistant Coaches: Alex Jensen, Jeff Watkinson, Mike Wells

Vice President of Performance Health Care: Mike Elliott

Director of Sports Science: Barnett Frank

Head Athletic Trainer: Eric Waters

Head Strength & Conditioning Coach: Isaiah Wright

Communications: Frank Zang, Derek Garduño, Madeline Crandall, Danny Franks

Television: AT&T SportsNet, Craig Bolerjack, Matt Harpring, Kristen Kenney

Radio: KZNS (1280 AM/97.5 FM), David Locke, Ron Boone

## GRIZZLIES SERIES

Overall: 33-59

Home: 19-27

Road: 14-32

## LAST WIN/LOSS

	DATE	SCORE
Last Home Win	11/15/19	107-106
Last Home Loss	11/29/19	103-94
Last Road Win	11/2/18	110-100
Last Road Loss	8/5/20	124-115

## BIGGEST WIN/WORST LOSS

	DATE	MARGIN
Biggest Win	1/6/06	22
Worst Loss	2/28/02	44

## 2019-20 SEASON SERIES STATISTICS

### MEMPHIS VS. UTAH

PLAYER	G-GS	MIN	FG-FGA	PCT	3FG-FGA	PCT	FT-FTA	PCT	OFF	DEF	TOT	AST	PF-DQ	STL	TO	BLK	PTS	AVG	HI
Morant	3-3	99	21-50	.420	6-14	.429	8-14	.571	2	11	13	21	7-0	3	8	0	56	18.7	25
Brooks	4-4	112	23-55	.418	5-19	.263	13-20	.650	2	10	12	5	15-1	4	5	1	64	16.0	23
Valanciunas	4-4	116	27-45	.600	0-6	.000	9-13	.692	15	30	45	9	13-0	0	9	5	63	15.8	22
Ja. Jackson	3-3	91	16-44	.364	4-22	.182	8-10	.800	3	11	14	7	13-1	2	4	6	44	14.7	26
Allen	3-0	65	14-26	.538	8-15	.533	1-1	1.000	1	6	7	3	7-0	1	3	0	37	12.3	20
Crowder	3-3	91	10-27	.370	6-20	.300	7-8	.875	2	18	20	10	5-0	3	3	0	33	11.0	13
Clarke	3-1	64	13-20	.650	1-2	.500	2-3	.667	2	12	14	3	5-0	3	5	3	29	9.7	13
Anderson	3-1	67	11-20	.550	1-4	.250	2-2	1.000	4	8	12	8	7-0	1	1	2	25	8.3	13
Caboclo	1-0	11	3-4	.750	1-1	1.000	0-0	---	1	0	1	0	1-0	0	0	0	7	7.0	7
Jones	3-1	62	8-19	.421	2-6	.333	0-0	---	0	3	3	13	2-0	5	5	0	18	6.0	9
Tolliver (MEM)	1-0	20	2-2	1.000	2-2	1.000	0-0	---	1	4	5	0	1-0	1	1	0	6	6.0	6
Melton	2-0	37	4-14	.286	0-5	.000	3-4	.750	2	4	6	4	4-0	2	1	0	11	5.5	6
Guduric	3-0	42	6-16	.375	2-9	.222	1-3	.333	2	6	8	3	4-0	1	4	0	15	5.0	8
Hill	3-0	62	6-14	.429	2-6	.333	1-2	.500	1	8	9	4	1-0	3	1	0	15	5.0	7
Watanabe	1-0	4	1-2	.500	1-1	1.000	0-0	---	0	1	1	0	0-0	0	0	1	3	3.0	3
Dieng (MEM)	1-0	11	1-4	.250	0-1	.000	0-0	---	0	0	0	0	2-0	0	0	1	2	2.0	2
Konchar	1-0	5	0-0	---	0-0	---	0-0	---	0	0	0	1	0-0	0	0	0	0	0.0	0
GRIZZLIES	4	960	166-362	.459	41-133	.308	55-80	.688	38	132	170	91	87-2	29	51	19	428	107.0	115

### UTAH VS. MEMPHIS

PLAYER	G-GS	MIN	FG-FGA	PCT	3FG-FGA	PCT	FT-FTA	PCT	OFF	DEF	TOT	AST	PF-DQ	STL	TO	BLK	PTS	AVG	HI
Bogdanovic	3-3	100	23-48	.479	9-21	.429	17-19	.895	3	12	15	4	4-0	1	7	0	72	24.0	33
Clarkson (UTA)	1-0	23	6-14	.429	1-4	.250	1-2	.500	0	4	4	1	3-0	1	2	0	14	14.0	14
Mitchell	4-4	144	32-78	.410	9-26	.346	16-17	.941	4	21	25	17	11-0	5	12	1	89	22.3	29
Gobert	4-4	140	28-40	.700	0-0	---	20-25	.800	18	39	57	10	7-0	2	6	10	76	19.0	23
Conley	3-3	101	14-45	.311	8-21	.381	10-12	.833	4	12	16	14	7-0	3	3	0	46	15.3	23
Ingle	4-2	105	14-32	.438	9-24	.375	11-12	.917	0	8	8	17	8-0	4	6	0	48	12.0	25
O'Neale	4-4	130	14-26	.538	10-19	.526	6-6	1.000	2	24	26	12	13-0	5	4	1	44	11.0	15
Green	3-0	62	9-21	.429	5-12	.417	4-4	1.000	0	6	6	2	4-0	2	2	0	27	9.0	19
Mudiyar	4-0	49	7-16	.438	3-7	.429	3-3	1.000	1	4	5	10	4-0	0	7	0	20	5.0	11
Niang	2-0	33	3-10	.300	3-10	.300	0-0	---	0	1	1	1	4-0	0	2	0	9	4.5	6
Exum	2-0	8	2-5	.400	1-3	.333	0-0	---	1	1	2	0	1-0	0	1	0	5	2.5	5
Bradley	3-0	26	3-9	.333	0-0	---	0-0	---	6	3	9	1	3-0	0	3	0	6	2.0	4
Davis	2-0	25	1-1	1.000	0-0	---	0-0	---	1	7	8	2	8-0	3	1	0	2	1.0	2
Tucker	1-0	7	0-1	.000	0-1	.000	1-2	.500	0	0	0	1	2-0	0	1	0	1	1.0	1
Morgan	2-0	3	0-0	---	0-0	---	0-0	---	0	1	1	0	0-0	0	1	0	0	0.0	0
Orl	1-0	4	0-0	---	0-0	---	0-0	---	0	1	1	0	0-0	0	0	0	0	0.0	0
JAZZ	4	960	156-346	.451	58-148	.392	89-102	.873	40	144	184	92	79-0	26	62	12	459	114.8	126





## ALL-TIME SERIES

DATE	@	W/L	GRIZZ	OPP	DATE	@	W/L	GRIZZ	OPP	DATE	@	W/L	GRIZZ	OPP
2/5/96		L	83	92	12/23/06		L	97	100	2/7/18		L	88	92
2/7/96	@	L	79	102	1/24/07 *	@	W	132	130	3/9/18		L	78	95
3/29/96	@	L	91	105	2/28/07		L	88	104	3/30/18	@	L	97	107
4/18/96		L	79	94	3/24/07	@	L	108	118	2017-18 SEASON: 0-3 H: 0-2 A: 0-1				
1995-96 SEASON: 0-4 H: 0-2 A: 0-2					2006-07 SEASON: 1-3 H: 0-2 A: 1-1					10/22/18	@	W	92	84
11/15/96	@	L	96	104	11/10/07	@	L	94	118	11/2/18	@	W	110	100
1/17/97		L	68	106	2/2/08		L	91	110	11/12/18		L	88	96
3/2/97		L	86	93	3/1/08		L	92	113	3/8/19		W	114	104
4/4/97	@	L	79	106	2007-08 SEASON: 0-3 H: 0-2 A: 0-1					2018-19 SEASON: 3-1 H: 1-1 A: 2-0				
1996-97 SEASON: 0-4 H: 0-2 A: 0-2					11/22/08		L	94	103	11/15/19		W	107	106
11/12/97	@	L	80	98	11/26/08	@	L	100	117	11/29/19		L	94	103
12/28/97		L	88	89	1/6/09		L	91	101	12/7/19	@	L	112	126
3/13/98	@	L	101	110	2/17/09	@	L	99	117	8/5/20	@	L	115	124
4/5/98		L	93	99	2008-09 SEASON: 0-4 H: 0-2 A: 0-2					2019-20 SEASON: 1-3 H: 1-1 A: 0-2				
1997-98 SEASON: 0-4 H: 0-2 A: 0-2					11/30/09	@	L	93	120	* OT   ** 2OT   *** 3OT				
3/3/99	@	L	86	109	1/6/10	@	L	94	117					
3/26/99		L	80	85	1/8/10		W	91	89					
4/12/99	@	L	80	98	2009-10 SEASON: 1-2 H: 1-0 A: 0-2									
1998-99 SEASON: 0-3 H: 0-1 A: 0-2					12/6/10	@	L	85	94					
12/29/99	@	L	90	101	1/1/11	@	L	92	98					
1/20/00		L	89	94	1/7/11		W	110	99					
1/26/00	@	W	116	99	3/21/11		W	103	85					
3/25/00		L	75	84	2010-11 SEASON: 2-2 H: 2-0 A: 0-2									
1999-00 SEASON: 1-3 H: 0-2 A: 1-1					1/6/12	@	L	85	94					
12/7/00	@	L	87	98	2/12/12		L	88	98					
2/7/01		L	82	92	4/14/12		W	103	98					
2/28/01	@	L	83	101	2011-12 SEASON: 1-2 H: 1-1 A: 0-1									
4/1/01		L	73	92	11/5/12		W	103	94					
2000-01 SEASON: 0-4 H: 0-2 A: 0-2					12/15/12	@	W	99	86					
1/12/02 **	@	W	97	95	3/16/13	@	L	84	90					
2/5/02		W	86	79	4/17/13		W	86	70					
2/28/02	@	L	70	114	2012-13 SEASON: 3-1 H: 2-0 A: 1-1									
3/11/02		W	79	78	12/23/13		W	104	94					
2001-02 SEASON: 3-1 H: 2-0 A: 1-1					3/19/14		W	96	86					
12/6/02	@	L	71	104	3/26/14	@	W	91	87					
12/22/02		L	74	103	2013-14 SEASON: 3-0 H: 2-0 A: 1-0									
2/5/03	@	L	84	105	12/22/14		L	91	97					
2/24/03		W	103	92	2/4/15	@	W	100	90					
2002-03 SEASON: 1-3 H: 1-1 A: 0-2					3/3/15		L	82	93					
11/8/03	@	L	89	96	4/10/15	@	W	89	88					
1/2/04		W	100	88	2014-15 SEASON: 2-2 H: 0-2 A: 2-0									
1/30/04		L	79	85	11/7/15	@	L	79	89					
4/5/04	@	L	81	92	1/2/16 *	@	L	87	92					
2003-04 SEASON: 1-3 H: 1-1 A: 0-2					3/4/16		W	94	88					
1/3/05		W	92	82	2015-16 SEASON: 1-2 H: 1-0 A: 0-2									
1/22/05	@	W	110	94	11/14/16	@	W	102	96					
3/11/05	@	W	94	82	12/18/16		L	73	82					
2004-05 SEASON: 3-0 H: 1-0 A: 2-0					1/8/17		W	88	79					
11/19/05	@	W	80	72	1/28/17	@	W	102	95					
12/26/05 *	@	L	102	105	2016-17 SEASON: 3-1 H: 1-1 A: 2-0									
1/6/06		W	87	65										
3/19/06		W	90	84										
2005-06 SEASON: 3-1 H: 2-0 A: 1-1														

INTRO

PLAYERS

EXECUTIVE

B-BALL OPS

BUSINESS OPS

MEDIA

HISTORY

PLAYOFFS

REVIEW

OPPONENTS

NBA

FEDERATION

AT A GLANCE





# WASHINGTON WIZARDS



## EASTERN CONFERENCE SOUTHEAST DIVISION

**Home Court:** Capital One Arena – 20,362 (1997)

**Office:** 601 F Street NW, Washington DC, 20004

**Phone:** (202) 661-5000

**Website:** washingtonwizards.com

**Chairman & CEO:** Ted Leonsis

**General Manager:** Tommy Sheppard

**Chief Planning and Operations Officer:** Sashi Brown

**Chief of Athletic Care & Performance:** Dr. Daniel Medina

**Assistant General Manager/Strategy & Analytics:** Brett Greenberg

**Head Coach:** Scott Brooks

**Assistant Coaches:** Mike Longabardi, Robert Pack, Jarrell Christian, Corey Gaines, Dean Oliver, Mike Terpstra

**Assistant Coach/Director of Player Performance:** David Adkins

**Director of Player Health:** Dr. Michael Ashton

**Director of Physical Performance and Therapy:** Dr. Michael Davis

**Director of Athletic Performance:** Adam Petway

**Communications:** Scott Hall, Daren Jenkins, Matt Quinn, Ketsia Colimon

**Television:** NBC Sports Washington, Justin Kutcher, Drew Gooden, Chris Miller

**Radio:** WFED (1500 AM), Dave Johnson, Glen Consor

## GRIZZLIES SERIES

**Overall:** 26-21

**Home:** 19-5

**Road:** 7-16

## LAST WIN/LOSS

	DATE	SCORE
<b>Last Home Win</b>	12/14/19	128-111
<b>Last Home Loss</b>	1/5/18	102-100
<b>Last Road Win</b>	2/9/20	106-99
<b>Last Road Loss</b>	3/16/19	135-128

## BIGGEST WIN/WORST LOSS

	DATE	MARGIN
<b>Biggest Win</b>	12/14/19*	17 (2x)
<b>Worst Loss</b>	1/27/96	25

\* most recent occurrence

## 2019-20 SEASON SERIES STATISTICS

### MEMPHIS VS. WASHINGTON

PLAYER	G-GS	MIN	FG-FGA	PCT	3FG-FGA	PCT	FT-FTA	PCT	OFF	DEF	TOT	AST	PF-DQ	STL	TO	BLK	PTS	AVG	HI
Morant	2-2	63	14-28	.500	3-9	.333	14-16	.875	1	13	14	15	1-0	4	6	2	45	22.5	27
Brooks	2-2	57	14-34	.412	2-15	.133	6-8	.750	2	3	5	4	10-0	4	5	0	36	18.0	27
Clarke	2-0	45	15-24	.625	2-2	1.000	2-4	.500	2	8	10	0	4-0	0	3	0	34	17.0	25
Ja. Jackson	2-2	54	12-26	.462	3-10	.300	3-5	.600	2	13	15	2	9-0	1	3	3	30	15.0	16
Hill	1-0	11	4-4	1.000	4-4	1.000	0-0	---	0	3	3	3	0-0	0	1	0	12	12.0	12
Jones	2-0	40	9-13	.692	2-4	.500	2-2	1.000	0	3	3	12	2-0	2	1	0	22	11.0	13
Anderson	2-2	56	8-14	.571	0-1	.000	2-2	1.000	2	8	10	7	5-0	2	2	1	18	9.0	16
Melton	2-0	43	5-16	.313	0-6	.000	4-5	.800	2	3	5	5	8-0	2	5	0	14	7.0	7
Valanciunas	2-2	59	7-14	.500	0-2	.000	0-2	.000	9	21	30	0	4-0	0	6	4	14	7.0	8
Guduric	1-0	17	1-4	.250	0-2	.000	2-2	1.000	0	3	3	2	1-0	0	1	1	4	4.0	4
Jo. Jackson	1-0	14	1-4	.250	0-1	.000	1-3	.333	1	4	5	1	1-0	0	2	0	3	3.0	3
Caboclo	1-0	5	1-3	.333	0-2	.000	0-0	---	0	1	1	0	0-0	0	0	0	2	2.0	2
Watanabe	1-0	17	0-2	.000	0-1	.000	0-0	---	1	3	4	0	2-0	0	1	0	0	0.0	0
<b>GRIZZLIES</b>	<b>2</b>	<b>480</b>	<b>91-186</b>	<b>.489</b>	<b>16-59</b>	<b>.271</b>	<b>36-49</b>	<b>.735</b>	<b>22</b>	<b>86</b>	<b>108</b>	<b>51</b>	<b>47-0</b>	<b>15</b>	<b>39</b>	<b>11</b>	<b>234</b>	<b>117.0</b>	<b>128</b>

### WASHINGTON VS. MEMPHIS

PLAYER	G-GS	MIN	FG-FGA	PCT	3FG-FGA	PCT	FT-FTA	PCT	OFF	DEF	TOT	AST	PF-DQ	STL	TO	BLK	PTS	AVG	H
Beal	2-2	68	18-48	.375	6-19	.316	13-19	.684	5	9	14	7	6-0	6	7	1	55	27.5	29
Wagner	1-0	24	7-11	.636	1-3	.333	4-6	.667	1	8	9	2	3-0	0	1	0	19	19.0	19
Schofield	1-0	21	5-8	.625	3-5	.600	1-2	.500	0	2	2	3	4-0	1	0	0	14	14.0	14
Bertans	2-0	57	8-22	.364	4-14	.286	4-4	1.000	0	8	8	3	6-0	2	2	2	24	12.0	15
Brown	2-0	55	8-16	.500	0-2	.000	6-7	.857	4	3	7	8	2-0	3	4	0	22	11.0	16
Hachimura	2-2	54	9-23	.391	2-4	.500	2-4	.500	3	12	15	1	6-0	0	0	0	22	11.0	12
Smith	2-2	57	8-19	.421	1-4	.250	1-1	1.000	2	5	7	9	2-0	4	5	1	18	9.0	14
Chiozza	1-0	18	3-6	.500	2-5	.400	0-0	---	0	4	4	2	2-0	2	2	0	8	8.0	8
Napier (WAS)	1-0	21	0-7	.000	0-5	.000	6-6	1.000	0	2	2	6	2-0	0	1	0	6	6.0	6
Je. Robinson (WAS)	1-016	2-7	.286	1-4	.250	0-0	---	0	2	2	2	3-0	0	0	0	5	5.0	5	
Bonga	2-2	43	0-6	.000	0-3	.000	6-6	1.000	3	2	5	1	5-0	1	1	1	6	3.0	4
Mahinmi	2-2	36	1-10	.100	0-2	.000	4-6	.667	2	6	8	2	3-0	0	1	3	6	3.0	4
Mathews	1-0	5	1-1	1.000	1-1	1.000	0-0	---	0	1	1	0	0-0	0	1	0	3	3.0	3
Ju. Robinson	1-0	5	1-1	1.000	0-0	---	0-0	---	0	0	0	1	0-0	0	0	0	2	2.0	2
WIZARDS	2	480	71-185	.384	21-71	.296	47-61	.770	20	64	84	47	44-0	19	25	8	210	105.0	111





## ALL-TIME SERIES

DATE	@	W/L	GRIZZ	OPP
1/27/96	@	L	77	102
3/4/96		L	81	86

1995-96 SEASON: 0-2 H: 0-1 A: 0-1

12/22/96		W	91	87
3/12/97	@	L	82	104

1996-97 SEASON: 1-1 H: 1-0 A: 0-1

1/16/98	@	L	110	112
2/14/98 *		W	110	108

1997-98 SEASON: 1-1 H: 1-0 A: 0-1

NO GAMES

1998-99 SEASON: 0-0 H: 0-0 A: 0-0

11/23/99	@	L	87	89
2/16/00		W	92	87

1999-00 SEASON: 1-1 H: 1-0 A: 0-1

12/20/00		W	118	104
2/20/01	@	W	116	104

2000-01 SEASON: 2-0 H: 1-0 A: 1-0

12/11/01		L	81	91
4/6/02	@	L	85	88

2001-02 SEASON: 0-2 H: 0-1 A: 0-1

11/23/02		W	85	74
12/18/02	@	L	100	118

2002-03 SEASON: 1-1 H: 1-0 A: 0-1

12/5/03		W	92	77
2/4/04	@	W	103	101

2003-04 SEASON: 2-0 H: 1-0 A: 1-0

11/3/04		L	91	103
2/23/05	@	L	83	93

2004-05 SEASON: 0-2 H: 0-1 A: 0-1

1/22/06	@	W	93	82
2/27/06		W	108	98

2005-06 SEASON: 2-0 H: 1-0 A: 1-0

11/24/06		W	95	80
12/26/06	@	L	101	116

2006-07 SEASON: 1-1 H: 1-0 A: 0-1

11/24/07		W	124	118
1/25/08	@	L	93	104

2007-08 SEASON: 1-1 H: 1-0 A: 0-1

DATE	@	W/L	GRIZZ	OPP
2/2/09	@	W	113	97
4/1/09		W	112	107

2008-09 SEASON: 2-0 H: 1-0 A: 1-0

12/28/09 *		W	116	111
2/24/09	@	W	99	94

2009-10 SEASON: 2-0 H: 1-0 A: 1-0

11/19/10	@	L	86	89
1/29/11		W	107	93

2010-11 SEASON: 1-1 H: 1-0 A: 0-1

3/18/12		W	97	92
---------	--	---	----	----

2011-12 SEASON: 1-0 H: 1-0 A: 0-0

2/1/13		W	85	76
3/25/13	@	L	94	107

2012-13 SEASON: 1-1 H: 1-0 A: 0-1

2/11/14		W	92	89
3/3/14	@	W	110	104

2013-14 SEASON: 2-0 H: 1-0 A: 1-0

3/12/15	@	L	87	107
4/4/15		L	83	92

2014-15 SEASON: 0-2 H: 0-1 A: 0-1

12/14/15		W	112	95
12/23/15	@	L	91	100

2015-16 SEASON: 1-1 H: 1-0 A: 0-1

10/30/16 *		W	112	103
1/18/17	@	L	101	104

2016-17 SEASON: 1-1 H: 1-0 A: 0-1

12/13/17	@	L	87	93
1/5/18		L	100	102

2017-18 SEASON: 0-2 H: 0-1 A: 0-1

10/30/18		W	107	95
3/16/19	@	L	128	135

2018-19 SEASON: 1-1 H: 1-0 A: 0-1

12/14/19		W	128	111
2/9/20	@	W	106	99

2019-20 SEASON: 2-0 H: 1-0 A: 1-0

\* OT | \*\* 2OT | \*\*\* 3OT

INTRO

PLAYERS

EXECUTIVE

B-BALL OPS

BUSINESS OPS

MEDIA

HISTORY

PLAYOFFS

REVIEW

OPPONENTS

NBA

FEDERATION

AT A GLANCE





# SCORING LEADERS

## SINGLE-GAME SCORING LEADERS

GRIZZLIES			OPPONENTS		
Opponent	Player	Date	Player	Date	
Atlanta	J. Posey	38 at Atl, 3/29/04	A. Walker	31 at Atl, 12/8/04	
Boston	B. Reeves	41 at Bos, 1/15/98	I. Thomas	42 at Mem, 12/20/16	
Brooklyn	A. Peeler	40 at N.J.N, 2/4/97	S. Marbury	42 at Van, 1/27/00	
Charlotte	P. Gasol	33 at Mem, 3/26/06	K. Walker	46 at Cha, 3/22/18	
Chicago	J. Valanciunas	32 at Chi, 12/4/19	(2) Z. LaVine*	37 at Mem, 10/25/19	
Cleveland	P. Gasol	37 at Cle, 11/29/03	L. James	51 at Mem, 1/15/08	
Dallas	(3) P. Gasol*	36 at Dal, 11/26/05	D. Nowitzki	38 at Dal, 2/7/07	
Denver	M. Miller	41 at Mem, 3/17/06	A. McDyess	46 at Den, 2/28/99	
Detroit	M. Gasol	38 at Det, 12/21/16	(2) C. Billups*	34 at Det, 1/27/06	
Golden State	M. Miller	45 at GSW, 2/21/07	S. Curry	46 at GSW, 4/13/16	
Houston	J. Williams	38 at Mem, 11/30/01	(2) J. Harden*	57 at Mem, 3/20/19	
Indiana	M. Conley	36 at Mem, 3/29/17	J. O'Neal	38 at Ind, 3/21/03	
LA Clippers	M. Dickerson	40 at LAC, 2/10/00	E. Brand	44 at LAC, 2/10/06	
LA Lakers	P. Gasol	35 at Mem, 3/22/07	K. Bryant	60 at Mem, 3/22/07	
Miami	R. Gay	41 at Mia, 12/13/09	D. Wade	41 at Mia, 12/16/06	
Milwaukee	J. Jackson Jr.	43 at Mem, 12/13/19	G. Antetokounmpo	37 at Mem, 12/13/19	
Minnesota	M. Bibby	37 at Min, 11/22/00	A. Jefferson	38 at Min, 12/29/08	
New Orleans	M. Gasol	38 at NOP, 12/1/15	J. Mashburn	50 at NOH, 2/21/03	
New York	M. Gasol	37 at Mem, 1/16/16	J.R. Smith	35 at NYK, 3/27/13	
Oklahoma City	P. Gasol	44 at Mem, 3/28/06	R. Westbrook	45 at OKC, 4/5/17	
Orlando	(2) T. Evans*	32 at Mem, 11/1/18	A. Hardaway	37 at Ori, 11/22/95	
Philadelphia	M. Conley	36 at Phi, 12/13/14	A. Iverson	38 at Phi, 2/9/05	
Phoenix	B. Reeves	39 at Pho, 4/19/97	D. Booker	48 at Pho, 3/30/19	
Portland	M. Conley	40 at Mem, 3/5/19	Z. Randolph	43 at Por, 3/29/07	
Sacramento	S. Abdur-Rahim	37 at Van, 1/11/97	K. Martin	48 at Sac, 11/2/09	
San Antonio	A. Bradley	33 at MEM, 2/12/19	T. Duncan	42 at SAS, 12/9/99	
Toronto	M. Gasol	42 at Mem, 1/25/17	C. Bosh	37 at Mem, 10/30/09	
Utah	P. Gasol	32 at Uta, 12/26/05	C. Boozer	39 at Uta, 1/24/07	
Washington	P. Gasol	39 at Mem, 2/27/06	J. Wall	47 at Was, 3/25/13	

\*Most recent occurrence



# NBA







# NBA

## 2020-21 NBA KEY DATES

Dec. 1-5	Individual player workouts permitted
Dec. 1-5	Media "Week"
Dec. 6	Group player workout begin
Dec. 11-19	Preseason games
Dec. 22	Start of the 2020-21 NBA Regular Season (NBA Tip-Off 2020)
Mar. 5-10	NBA All-Star Break
May. 11-16	Class of 2020 Basketball Hall of Fame Enshrinement
May. 18-21	Playoff Play-In Tournament
May. 22	NBA Playoffs begin

## 2019-20 NBA FINAL REGULAR SEASON STANDINGS

### NBA EASTERN CONFERENCE

#### ATLANTIC DIVISION

	W	L	PCT	GB	HOME	ROAD	LAST-10	STREAK
Toronto	53	19	.736	-	26-10	27-9	9-1	Won 4
Boston	48	24	.667	5	26-10	22-14	6-4	Lost 1
Philadelphia	43	30	.589	10.5	31-4	12-26	5-5	Won 1
Brooklyn	35	37	.486	18	20-16	15-21	7-3	Lost 1
New York	21	45	.318	29	11-22	10-23	4-6	Won 1

#### CENTRAL DIVISION

	W	L	PCT	GB	HOME	ROAD	LAST-10	STREAK
Milwaukee	56	17	.767	-	30-5	26-12	3-7	Lost 1
Indiana	45	28	.616	11	25-11	20-17	7-3	Won 2
Chicago	22	43	.338	30	14-20	8-23	3-7	Won 1
Detroit	20	46	.303	32.5	11-22	9-24	1-9	Lost 5
Cleveland	19	46	.292	33	11-25	8-21	4-6	Lost 1

#### SOUTHEAST DIVISION

	W	L	PCT	GB	HOME	ROAD	LAST-10	STREAK
Miami	44	29	.603	-	29-7	15-22	4-6	Lost 2
Orlando	33	40	.452	11	18-17	15-23	5-5	Won 1
Charlotte	23	42	.354	17	10-21	13-21	4-6	Won 1
Washington	25	47	.347	18.5	16-20	9-27	2-8	Won 1
Atlanta	20	47	.299	21	14-20	6-27	4-6	Lost 1

### NBA WESTERN CONFERENCE

#### SOUTHWEST DIVISION

	W	L	PCT	GB	HOME	ROAD	LAST-10	STREAK
Houston	44	28	.611	-	24-12	20-16	5-5	Lost 3
Dallas	43	32	.573	2.5	20-18	23-14	4-6	Lost 2
Memphis	34	39	.466	10.5	20-17	14-22	3-7	Won 1
San Antonio	32	39	.451	11.5	19-15	13-24	6-4	Lost 1
New Orleans	30	42	.417	14	15-21	15-21	4-6	Lost 3

#### NORTHWEST DIVISION

	W	L	PCT	GB	HOME	ROAD	LAST-10	STREAK
Denver	46	27	.630	-	26-11	20-16	4-6	Lost 3
Oklahoma City	44	28	.611	1.5	23-14	21-14	6-4	Lost 1
Utah	44	28	.611	1.5	23-12	21-16	4-6	Won 1
Portland	35	39	.473	11.5	21-15	14-24	7-3	Won 3
Minnesota	19	45	.297	22.5	8-24	11-21	3-7	Lost 3

#### PACIFIC DIVISION

	W	L	PCT	GB	HOME	ROAD	LAST-10	STREAK
L.A. Lakers	52	19	.732	-	25-10	27-9	4-6	Lost 1
L.A. Clippers	49	23	.681	3.5	27-9	22-14	6-4	Won 2
Phoenix	34	39	.466	19	17-22	17-17	9-1	Won 8
Sacramento	31	41	.431	21.5	16-19	15-22	4-6	Won 2
Golden State	15	50	.231	34	8-26	7-24	3-7	Lost 1





## 2020 NBA PLAYOFFS

### Eastern Conference

#### First Round

Milwaukee over Orlando (4-0)  
Toronto over Brooklyn (4-1)  
Boston over Philadelphia (4-0)  
Miami over Indiana (4-0)

### Conference Semi-Finals

Miami over Milwaukee (4-1)  
Boston over Toronto (4-3)

### Conference Finals

Miami over Boston (4-2)

### Western Conference

#### First Round

LA Lakers over Portland (4-1)  
LA Clippers over Dallas (4-2)  
Denver over Utah (4-3)  
Houston over Oklahoma City (4-3)

### Conference Semi-Finals

LA Lakers over Houston (4-1)  
Denver over LA Clippers (4-3)

### Conference Finals

LA Lakers over Denver (4-1)

### 2019 NBA Finals

#### LA Lakers over Miami (4-2)

Game 1: Miami 98 at LA Lakers 116  
Game 2: Miami 114 at LA Lakers 124  
Game 3: LA Lakers 104 at Miami 115  
Game 4: LA Lakers 102 at Miami 96  
Game 5: Miami 111 at LA Lakers 108  
Game 6: LA Lakers 106 at Miami 93

## 2019-20 NBA FINAL STATISTICAL LEADERS

SCORING	G	FG	FT	PTS	AVG	REBOUNDS	G	OFF	DEF	TOT	AVG	ASSISTS	G	AST	AVG
Harden, Hou.	68	672	692	2335	34.3	Drummond, Det.-Cle.	57	250	614	864	15.2	James, LA-L	67	684	10.2
Beal, Was.	57	593	385	1741	30.5	G.Antetokoumpo, Mil	63	140	716	856	13.6	Young, Atl.	60	560	9.3
Lillard, Por.	66	624	460	1978	30.0	Whiteside, Por.	67	258	647	905	13.5	Doncic, Dal.	61	538	8.8
Young, Atl.	60	546	481	1778	29.6	Gobert, Utah	68	230	686	916	13.5	Rubio, Pho.	65	570	8.8
G.Antetokoumpo, Mil.	63	685	398	1857	29.5	Sabonis, Ind.	62	189	582	771	12.4	Lillard, Por.	66	530	8.0
Doncic, Dal.	61	581	426	1759	28.8	Valanciunas, Mem.	70	213	575	788	11.3	Simmons, Phi.	57	455	8.0
Westbrook, Hou.	57	604	290	1553	27.2	Vucevic, Ori.	62	140	533	673	10.9	Harden, Hou.	68	512	7.5
Leonard, LA-C	57	532	356	1543	27.1	Adebayo, Mia.	72	176	559	735	10.2	Graham, Cha.	63	471	7.5
Booker, Pho.	70	627	468	1863	26.6	Thompson, Cle.	57	226	351	577	10.1	Lowry, Tor.	58	433	7.5
Davis, LA-L	62	551	444	1618	26.1	Jordan, Bkn.	56	141	420	561	10.0	Morant, Mem.	67	488	7.3
LaVine, Chi.	60	539	268	1530	25.5	Favors, N.O.	51	163	338	501	9.8	Brogdon, Ind.	54	381	7.1
James, LA-L	67	643	264	1698	25.3	Love, Cle.	56	54	493	547	9.8	Westbrook, Hou.	57	401	7.0
Mitchell, Utah	69	602	278	1655	24.0	Jokic, Den.	73	166	545	711	9.7	Jokic, Den.	73	512	7.0
Ingram, N.O.	62	507	313	1477	23.8	Randle, N.Y.	64	151	471	622	9.7	Ball, N.O.	63	438	7.0
Tatum, Bos.	66	552	254	1547	23.4	Allen, Bkn.	70	216	455	671	9.6	Fox, Sac.	51	348	6.8
Russell, G.S.-Min.	45	360	161	1039	23.1	Porzingis, Dal.	57	100	440	540	9.5	Dirwiddie, Bkn.	64	432	6.8
Siakam, Tor.	60	500	240	1371	22.9	Doncic, Dal.	61	78	495	573	9.4	Paul, OKC.	70	472	6.7
McCollum, Por.	70	611	140	1556	22.2	Davis, LA-L	62	142	435	577	9.3	Holiday, N.O.	61	408	6.7
DeRozan, S.A.	68	557	381	1504	22.1	Adams, OKC.	63	207	376	583	9.3	VanVleet, Tor.	54	357	6.6
Wiggins, Min.-G.S.	54	437	190	1175	21.8	Ibaka, Tor.	55	114	338	452	8.2	Booker, Pho.	70	456	6.5

FG PCT.	FG	FGA	PCT	3-PT FG PCT.	3FG	3GA	PCT	FT PCT.	FT	FTA	PCT
Robinson, N.Y.	253	341	.742	Hill, Mil.	81	176	.460	Wanamaker, Bos.	126	136	.926
Gobert, Utah	386	557	.693	Redick, N.O.	180	397	.453	Booker, Pho.	468	509	.919
Allen, Bkn.	302	465	.649	Curry, Dal.	145	321	.452	Middleton, Mil.	208	227	.916
Whiteside, Por.	436	702	.621	Robinson, Mia.	270	606	.446	Paul, OKC.	253	279	.907
Clarke, Mem.	296	479	.618	McDermott, Ind.	128	294	.435	Bogdanovic, Utah	250	277	.903
Adams, OKC.	283	478	.592	Bertans, Was.	200	472	.424	Gallinari, OKC.	266	298	.893
Valanciunas, Mem.	432	739	.585	Harris, Bkn.	172	406	.424	Brogdon, Ind.	166	186	.892
Collins, Atl.	353	605	.583	Bjelica, Sac.	134	320	.419	Redick, N.O.	165	185	.892
Harrell, LA-C	471	812	.580	Trent, Por.	112	268	.418	Augustin, Ori.	161	181	.890
Simmons, Phi.	375	647	.580	Korver, Mil.	99	237	.418	Lillard, Por.	460	518	.888

STEALS	G	STL	AVG	BLOCKS	G	BLK	AVG	MINUTES	G	MIN	AVG
Simmons, Phi.	57	119	2.09	Whiteside, Por.	67	196	2.93	Lillard, Por.	66	2474	37.5
Dunn, Chi.	51	101	1.98	B. Lopez, Mil.	68	163	2.40	McCollum, Por.	70	2556	36.5
Drummond, Det.-Cle.	57	109	1.91	Davis, LA-L	62	143	2.31	Harden, Hou.	68	2483	36.5
VanVleet, Tor.	54	100	1.85	Turner, Ind.	62	132	2.13	Lowry, Tor.	58	2098	36.2
Harden, Hou.	68	125	1.84	Porzingis, Dal.	57	115	2.02	Beal, Was.	57	2053	36.0
Leonard, LA-C	57	103	1.81	Gobert, Utah	68	134	1.97	Westbrook, Hou.	57	2049	36.0
Butler, Mia.	58	103	1.78	Robinson, N.Y.	61	119	1.95	Booker, Pho.	70	2512	35.9
Smart, Bos.	60	101	1.68	Aldridge, S.A.	53	87	1.64	VanVleet, Tor.	54	1928	35.7
Murray, S.A.	66	111	1.68	Drummond, Det.-Cle.	57	93	1.63	Simmons, Phi.	57	2017	35.4
Covington, Min.-Hou.	70	115	1.64	Ja. Jackson, Mem.	57	92	1.61	Young, Atl.	60	2120	35.3





2019-20 NBA REGULAR SEASON STATISTICS: TEAM OFFENSIVE & DEFENSIVE

TEAM	DECIDED POINTS		DECIDED FIELD GOAL		TURNOVERS		REBOUND PERCENTAGES			BELOW 100 PTS.		OVERTIME GAMES		3 PTS. OR LESS		10 PTS. OR MORE	
	OWN	OPP.	OWN	OPP.	OWN	OPP.	OFF.	DEF.	TOT.	OWN	OPP.	W	L	W	L	W	L
Atlanta	111.8	119.7	.449	.478	16.2	15.0	.216	.749	.483	8	4	2	4	1	5	8	29
Boston	113.7	107.3	.461	.441	13.8	15.2	.239	.774	.507	9	16	2	3	6	5	29	7
Brooklyn	111.8	112.3	.448	.446	15.3	12.8	.232	.778	.505	8	10	3	5	7	7	17	19
Charlotte	102.9	109.6	.434	.476	14.6	14.4	.239	.744	.492	23	10	2	3	9	8	5	25
Chicago	106.8	109.9	.447	.479	15.5	18.3*	.228	.756	.492	15	8	1	2	6	6	7	19
Cleveland	106.9	114.8	.458	.491	16.5	13.0	.246	.774	.510	14	8	4	1	5	5	6	28
Dallas	117.0	112.1	.461	.458	12.7	11.9	.232	.777	.504	2	11	3	4	2	11	23	9
Denver	111.3	109.2	.473	.463	13.8	14.3	.248	.768	.508	9	16	5	3	9	5	16	13
Detroit	107.2	110.8	.459	.480	15.3	14.0	.226	.759	.493	15	8	1	4	4	6	9	26
Golden State	106.3	115.0	.438	.476	14.9	15.6	.215	.764	.490	17	8	0	5	1	3	8	30
Houston	117.8	114.8	.451	.462	14.7	16.2	.210	.756	.483	5	4	2	1	4	5	22	14
Indiana	109.4	107.5	.476	.446	13.2	14.7	.200	.767	.483	11	14	3	1	5	7	20	12
L.A. Clippers	116.3	109.9	.466	.438	14.6	14.1	.235	.776	.505	7	17	2	1	8	3	32	8
L.A. Lakers	113.4	107.6	.480*	.448	15.2	15.9	.245	.788	.517	9	16	2	0	7	3	25	11
Memphis	112.6	113.7	.468	.450	15.2	14.8	.230	.777	.504	11	8	1	1	3	4	18	21
Miami	112.0	109.1	.468	.448	14.9	14.0	.203	.795	.499	9	11	8	1	6	4	23	11
Milwaukee	118.7*	108.6	.476	.414*	15.1	14.1	.207	.816*	.512	3	16	1	2	3	2	38	8
Minnesota	113.3	117.5	.441	.477	15.3	15.5	.221	.772	.496	9	3	4	3	3	4	10	21
New Orleans	115.8	117.1	.465	.465	16.4	14.5	.242	.778	.510	3	4	2	4	2	6	18	15
New York	105.8	112.3	.447	.463	14.3	13.7	.258*	.783	.520	20	11	3	1	7	6	8	21
Oklahoma City	110.4	108.4	.468	.455	13.7	14.2	.193	.768	.481	12	12	4	2	8	6	18	10
Orlando	107.3	108.3	.444	.465	12.8	14.6	.223	.791	.507	25	16	1	1	5	5	18	20
Philadelphia	110.7	108.4	.468	.463	14.2	13.8	.239	.803	.521*	17	17	1	2	6	5	19	15
Phoenix	113.6	113.4	.468	.472	14.8	15.6	.222	.788	.505	9	10	1	2	4	8	15	18
Portland	115.0	116.1	.463	.456	12.8	12.9	.224	.753	.488	7	4	3	0	9	3	17	18
Sacramento	110.1	111.2	.462	.471	14.5	15.2	.219	.784	.501	9	12	2	4	6	8	12	18
San Antonio	114.1	115.2	.472	.469	12.6*	13.2	.201	.792	.496	5	2	4	2	10	7	10	12
Toronto	112.8	106.5*	.458	.428	14.8	16.8	.213	.767	.490	10	22	2	2	6	4	23	10
Utah	111.3	108.8	.471	.457	15.1	12.3	.216	.789	.502	10	15	0	2	7	5	18	11
Washington	114.4	119.1	.457	.488	14.2	16.2	.222	.753	.487	7	5	0	3	1	4	12	25
NBA Averages	111.8		.460		14.5		.225	.775		318	318	69		160		504	

\* - Average Leader

REBOUND PERCENTAGES

OFF. - Percentage of a given team's missed shots which that team rebounds.  
DEF. - Percentage of opponents' missed shots which a given team rebounds.  
TOT. - Average of offensive and defensive rebound percentages.

2019-20 STATISTICAL RANKING WITHIN LEAGUE - OFFENSIVE

	ATL	BOS	BKN	CHA	CHI	CLE	DAL	DEN	DET	GS	HOU	IND	LAC	LAL	MEM	MIA	MIL	MIN	NO	NY	OKC	ORL	PHI	PHO	POR	SAC	SA	TOR	UTA	WAS
Points/game	17	9	16	30	27	26	3	19	25	28	2	23	4	11	14	15	1	12	5	29	21	24	20	10	6	22	8	13	18	7
FG pct.	23	17	24	30	26	19	16	4	18	29	22	2	12	1	7	10	3	28	13	25	8	27	11	9	14	15	5	20	6	21
FT pct.	10	5	25	24	21	20	14	16	26	4	8	12	9	28	19	13	27	23	29	30	7	17	22	1	3	18	2	6	15	11
3-pt FG pct.	30	13	26	19	22	20	10	15	11	29	24	14	6	21	23	2	18	28	7	27	17	25	9	16	3	12	4	5	1	8
Off. Reb./gm	19	6	9	3	13	4	11	5	21	18	20	28	8	7	14	29	25	10	2	1	30	15	12	22	16	23	27	24	26	17
Def. Reb./gm	23	11	2	29	30	22	4	24	27	26	16	20	3	13	5	6	1	18	10	17	15	19	14	21	12	25	9	7	8	28
Rebounds/game	22	8	2	26	29	19	4	20	30	24	18	25	3	9	5	17	1	14	6	6	23	16	10	21	12	27	15	11	13	28
Assists/game	17	25	15	19	23	24	14	4	16	9	29	7	22	10	2	5	6	20	3	27	28	18	8	1	30	21	13	11	26	12
Steals/game	13	6	27	26	1	25	29	9	21	7	3	20	24	5	12	18	23	4	19	17	16	8	9	15	28	14	22	2	30	11
Turnovers/gm	28	8	24	14	27	30	2	7	25	19	15	5	13	22	23	18	20	26	29	11	6	4	10	16	3	12	1	17	21	9
Blocks/gm	12	5	23	25	26	30	16	19	22	20	10	11	18	1	7	21	3	4	13	17	15	8	9	29	2	27	6	13	28	24
Pers.Fouls/gm	30	20	16	3	24	1	6	11	8	10	23	9	26	14	18	13	7	19	17	28	4	2	15	25	22	27	5	21	12	29
DQ/game	27	24	6	5	30	2	26	3	12	13	4	18	20	1	29	14	18	9	10	23	6	14	14	28	22	10	8	25	17	20

2019-20 STATISTICAL RANKING WITHIN LEAGUE - DEFENSIVE

	ATL	BOS	BKN	CHA	CHI	CLE	DAL	DEN	DET	GS	HOU	IND	LAC	LAL	MEM	MIA	MIL	MIN	NO	NY	OKC	ORL	PHI	PHO	POR	SAC	SA	TOR	UTA	WAS
Points/game	30	2	19	12	14	22	16	11	15	24	23	3	13	4	21	10	8	28	27	18	7	5	6	20	26	17	25	1	9	29
FG pct.	26	4	5	23	27	30	13	15	28	24	14	6	3	8	9	7	1	25	19	17	10	18	16	22	11	21	20	2	12	29
FT pct.	16	9	13	4	5	11	7	6	18	23	8	27	3	20	21	22	25	24	28	1	30	14	2	26	15	29	17	12	10	19
3-pt FG pct.	22	2	9	11	12	26	10	17	19	30	8	4	5	7	24	6	15	20	18	28	3	23	13	21	29	16	25	1	14	27
Off. Reb./gm	29	18	24	27	16	11	21	12	15	17	28	19	25	7	19	5	8	14	13	10	23	2	1	4	30	3	6	26	9	22
Def. Reb./gm	25	8	20	18	22	3	17	1	7	27	29	16	13	2	12	6	28	30	15	14	10	24	5	9	21	11	26	19	4	23
Rebounds/game	28	11	22	23	20	6	19	4	8	26	30	16	18	2	14	3	21	29	13	10	12	14	1	7	27	9	17	24	5	25
Assists/game	21	2	3	30	25	29	10	24	16	28	23	6	9	7	18	15	11	13	14	12	5	17	4	8	19	20	27	26	1	22
Steals/game	29	8	16	23	24	30	5	10	25	27	22	3	14	26	21	13	12	18	28	9	7	5	4	20	1	17	2	11	19	15
Turnovers/gm	11	9	28	16	1	26	30	17	22	6	3	13	20	5	12	21	19	8	15	24	18	14	23	7	27	10	25	2	29	31
Blocks/gm	30	25	21	20	28	29	5	8	27	17	15	11	13	1	22	4	9	26	14	19	3	12	2	24	16	6	7	23	10	18
Pers.Fouls/gm	13	15	10	16	29	26	9	17	24	12	30	1	5	20	7	6	8	11	25	2	28	18	3	22	27	23	19	14	4	9
DQ/game	6	27	4	12	25	30	3	5	28	25	2	21	17	15	13	11	7	24	8	22	18	29	1	13	23	18	15	18	9	9





## 2019-20 NBA ATTENDANCE

TEAM	HOME ATTENDANCE			ROAD ATTENDANCE		
	G	ATT	AVG	G	ATT	AVG
Atlanta Hawks	34	545,453	16,043	33	586,980	17,787
Boston Celtics	32	610,864	19,090	32	589,088	18,409
Brooklyn Nets	32	524,907	16,403	32	573,149	17,911
Charlotte Hornets	31	478,591	15,438	34	597,193	17,565
Chicago Bulls	34	639,352	18,804	31	550,804	17,768
Cleveland Cavaliers	36	643,008	17,861	29	529,374	18,254
Dallas Mavericks	34	682,096	20,062	33	602,239	18,250
Denver Nuggets	33	633,153	19,186	32	549,221	17,163
Detroit Pistons	33	509,463	15,438	33	582,158	17,641
Golden State Warriors	34	614,176	18,064	31	541,077	17,454
Houston Rockets	32	578,458	18,077	32	578,314	18,072
Indiana Pacers	32	529,002	16,531	33	572,962	17,362
Los Angeles Clippers	32	610,176	19,068	32	571,360	17,855
Los Angeles Lakers	31	588,907	18,997	32	604,072	18,877
<b>Memphis Grizzlies</b>	<b>33</b>	<b>523,297</b>	<b>15,857</b>	<b>32</b>	<b>560,277</b>	<b>17,509</b>
Miami Heat	32	629,771	19,680	33	598,202	18,127
Milwaukee Bucks	31	549,036	17,711	34	608,353	17,893
Minnesota Timberwolves	32	482,132	15,067	32	558,820	17,463
New Orleans Pelicans	32	528,172	16,505	32	583,505	18,235
New York Knickerbockers	33	620,789	18,812	33	586,328	17,768
Oklahoma City Thunder	33	600,699	18,203	31	553,520	17,855
Orlando Magic	31	529,870	17,093	34	586,273	17,243
Philadelphia 76ers	31	639,491	20,629	34	603,996	17,765
Phoenix Suns	35	550,633	15,732	30	529,818	17,661
Portland Trail Blazers	32	628,303	19,634	34	610,016	17,942
Sacramento Kings	31	520,663	16,796	33	585,417	17,740
San Antonio Spurs	30	550,515	18,351	33	580,417	17,588
Toronto Raptors	32	633,456	19,796	32	569,250	17,789
Utah Jazz	31	567,486	18,306	33	569,625	17,261
Washington Wizards	32	532,702	16,647	32	562,813	17,588
<b>TOTALS</b>	<b>971</b>	<b>17,274,621</b>	<b>17,791</b>	<b>971</b>	<b>17,274,621</b>	<b>17,791</b>

## 2020 NBA DRAFT

## First Round

No.	Team	Player	From
1	MIN	Anthony Edwards	Georgia
2	GSW	James Wiseman	Memphis
3	CHA	LaMelo Ball	Illawarra Hawks (Australia)
4	CHI	Patrick Williams	Florida State
5	CLE	Isaac Okoro	Auburn
6	ATL	Onyeka Okongwu	USC
7	DET	Kilian Hayes	Ulm (Germany)
8	NYK	Obi Toppin	Dayton
9	WAS	Deni Avdija	Maccabi Tel Aviv (Israel)
10	PHO	Jalen Smith	Maryland
11	SAS	Devin Vassell	Florida State
12	SAC	Tyrese Haliburton	Iowa State
13	NOP	Kira Lewis Jr.	Alabama
14	BOS	Aaron Nesmith	Vanderbilt
15	ORL	Cole Anthony	North Carolina
16	POR	Isaiah Stewart	Washington
17	MIN	Aleksej Pokusevski	Olympiacos (Greece)
18	DAL	Josh Green	Arizona
19	BKN	Saddiq Bey	Villanova
20	MIA	Precious Achiuwa	Memphis
21	PHI	Tyrese Maxey	Kentucky
22	DEN	Zeke Nnaji	Arizona
23	NYK	Leandro Bolmaro	FC Barcelona (Spain)
24	MIL	R.J. Hampton	New Zealand Breakers (New Zealand)
25	OKC	Immanuel Quickley	Kentucky
26	BOS	Payton Pritchard	Oregon
27	UTA	Udoka Azubuike	Kansas
28	LAL	Jaden McDaniels	Washington
29	TOR	Malachi Flynn	San Diego State
30	BOS	Desmond Bane	TCU

## Second Round

No.	Team	Player	From
31	DAL	Tyrell Terry	Stanford
32	CHA	Vernon Carey Jr.	Duke
33	MIN	Daniel Oltur	Minnesota
34	PHI	Theo Maledon	ASVEL (France)
35	SAC	Xavier Tillman Sr.	Michigan State
36	PHI	Tyler Bey	Colorado
37	WAS	Vit Krejci	Zaragoza (Spain)
38	UTA	Saben Lee	Vanderbilt
39	NOP	Elijah Hughes	Syracuse
40	MEM	Robert Woodard II	Mississippi State
41	SAS	Tre Jones	Duke
42	NOP	Nick Richards	Kentucky
43	SAC	Jahmi'us Ramsey	TexasTech
44	CHI	Marko Simonovic	Mega Soccerbet (Serbia)
45	MIL	Jordan Nwora	Louisville
46	POR	CJ Elleby	Washington State
47	BOS	Yam Madar	Hapoel Tel Aviv (Israel)
48	GSW	Nico Mannion	Arizona
49	PHI	Isaiah Joe	Arkansas
50	ATL	Skylar Mays	LSU
51	GSW	Justinian Jessup	Boise State
52	SAC	Kenyon Martin Jr.	IMG Academy
53	OKC	Cassius Winston	Michigan State
54	IND	Cassius Stanley	Duke
55	BKN	Jay Scrubb	John A. Logan College
56	CHA	Grant Riller	College of Charleston
57	LAC	Reggie Perry	Mississippi State
58	PHI	Paul Reed	DePaul
59	TOR	Jalen Harris	Nevada
60	NOP	Sam Merrill	Utah State





# NBA

## NBA OFFICES

### NBA, NBA Entertainment, WNBA, NBA G League, NBA 2K League

#### NEW YORK

Olympic Tower  
645 Fifth Avenue  
New York, NY 10022  
Telephone: (212) 407-8000  
Fax: (212) 832-3861

#### NEW JERSEY

100 Plaza Drive  
Secaucus, NJ 07094  
Telephone: (201) 865-1500  
Fax: (201) 974-5973

## INTERNATIONAL OFFICES

#### EUROPE

##### Headquarters - NBA EMEA

##### LONDON

Endeavour House  
189 Shaftesbury Avenue  
London, United Kingdom WC2H 8JR  
Telephone: +44-20-7420-8900

#### SPAIN

Leganitos Street 6th Floor  
28013 Madrid, Spain  
Ignasi Castello, C0mmunications  
Telephone: +34-912-153-573

#### AFRICA

9th Floor Green Park Corner, Cnr  
3 Lower Road  
Morningside 2196  
Johannesburg, South Africa  
Telephone: +27-100-072-668

#### INDIA

C-1804, ONE BKC  
G Block, Bandra Kurla Complex,  
Bandra East, Mumbai - 400051  
Telephone: +91-22-6124-6100

## LATIN AMERICA

#### BRAZIL

Av Borges de Medeiros, 633  
Sala 301 - Leblon  
Rio de Janeiro, RJ, Brazil 22430-041  
Telephone: +55-21-3206-6400  
Fax: +55-21-2586-6001

#### MEXICO

Av. Prolongacion Paseo de la Reforma  
1236, Planta baja  
Col. Desarrollo Santa Fe, CP. 05348  
Del. Cuajimalpa de Morelos,  
Ciudad de Mexico Mexico 01210  
Telephone: +52-55-9171-7700

## NORTH AMERICA

#### CANADA

50 Bay Street  
Suite 1402  
Toronto, Ontario  
Canada M5J 3A5  
Telephone: (416) 682-2000  
Fax: (416) 364-0205

## ASIA/PACIFIC

#### HONG KONG

Room 3101, Lee Gardens One  
33 Hysan Avenue  
Causeway Bay, Hong Kong  
Telephone: +852-2843-9600  
Fax: +852-2536-4808

#### TAIWAN

Suite 1303, No. 88, Section 2  
Chung Hsiao East Road  
Taipei, Taiwan ROC 100  
Telephone: +886-2-2397-8000  
Fax: +886-2-2358-1098

#### PHILIPPINES

Unit 1701, World Plaza Building  
5th Avenue corner 30th Street  
Bonifacio Global City  
Taguig, 1634 Philippines  
Jandric Lim, Communications  
Cell: +632-866-8205

#### CHINA—BEIJING

19th Floor, Office Tower 2,  
China Central Place,  
No. 79 Jianguo Road,  
Chaoyang District,  
Beijing 100025, China  
Telephone: +86-10-5200-8200  
Fax: +86-10-5200-8202

#### CHINA—SHANGHAI

Unit 2703-08, 27/F,  
Tower, 2, Plaza 66  
1266 Nanjing West Road  
Jing An District  
Shanghai 200040, China  
Telephone: +86-21-6137-2200  
Fax: +86-21-6288-9920

## 2019-20 NBA OFFICIATING STAFF

3	Buchert, Nick	40	Wood, Leon	80	Fahy, Kevin
4	Wright, Sean	41	Mauer, Ken	81	Jelks, Simone
5	Fitzgerald, Kane	42	Lewis, Eric	82	Mehta, Suyash
6	Brown, Tony	43	Myers, Matt	83	Nagy, Andy
7	Holtkamp-Sterling, Lauren	44	Nansel, Brett	84	Schroeder, Jenna
8	Davis, Marc	45	Forte, Brian		
9	Sago, Natalie	46	Taylor, Ben		
11	Collins, Derrick	47	Adams, Bennie		
12	Washington, CJ	48	Foster, Scott		
13	Moyer-Gleich, Ashley	49	Washington, Tom		
14	Malloy, Ed	50	Petratis, Gediminas		
15	Zarba, Zach	51	Smith, Aaron		
16	Guthrie, David	52	Twardoski, Scott		
17	Sterling, Jonathan	53	Butler, John		
18	Boland, Matt	54	Acosta, Ray		
19	Capers, James	55	Kennedy, Bill		
20	Richardson, Leroy	56	Ayotte, Mark		
21	Taylor, Dedric	58	Tiven, Josh		
22	Spooner, Bill	60	Williams, James		
23	Maddox, Tre	61	Kirkland, Courtney		
24	Scott, Kevin	62	DeRosa, JB		
25	Brothers, Tony	63	Richardson, Derek		
26	Fraher, Pat	64	Van Dwyne, Justin		
27	Ervin, Mitchell	65	Green, Nate		
28	Dagher, Mousa	66	Workman, Haywoode		
29	Lindsay, Mark	67	Adair, Brandon		
30	Goble, John	68	Goble, Jacyn		
31	Wall, Scott	70	Ransom, Phenizee		
32	Kogut, Marat	71	Mott, Rodney		
33	Corbin, Sean	72	Orr, J.T.		
34	Cutler, Kevin	74	Blair, Curtis		
35	Goldenberg, Jason	77	Lane, Karl		
36	Barnaky, Brent	78	Scott, Evan		
37	Dalen, Eric				
38	Smith, Michael				
39	Ford, Tyler				
		<b>Non-Staff Officials:</b>			
		79	Conley, John		





## NBA G LEAGUE HEAD OFFICE & TEAM DIRECTORIES

### AGUA CALIENTE CLIPPERS OF TORINO

9680 Haven Ave. #120; Rancho Cucamonga, CA  
Tel: (909) 409-9090  
Arena: Citizens Business Bank Arena  
Media Relations Contact: Cooper Dzierzanowski  
(cdzierzanowski@clippers.com)  
Website: www.aguacalientecippers.com  
NBA Affiliation: LA Clippers

### AUSTIN SPURS

13581 Pond Springs Road, Suite 108,  
Austin, TX 78729  
Tel: (512) 236-8333; Fax: (512) 236-8444  
Arena: H-E-B Center at Cedar Park  
Media Relations Contact: Amanda Janczak  
(ajanczak@attcenter.com);  
Perri Travillion  
(ptravillion@attcenter.com)  
Website: www.austinspurs.com  
NBA Affiliation: San Antonio

### CANTON CHARGE

1101 Market Avenue North; Canton, OH 44702  
Tel: (866) 444-1944; Fax: (330) 489-1703  
Arena: Canton Memorial Civic Center  
Media Relations Contact: Sean Wyatt  
(swyatt@cantoncharge.com); Joanna Radov  
(jradov@cantoncharge.com)  
Website: www.cantoncharge.com  
NBA Affiliation: Cleveland

### CAPITAL CITY GO-GO

1100 Oak Drive SE; Washington, DC 20032  
Tel: (202) 292-1058  
Arena: Entertainment & Sports Arena in Congress  
Heights  
Media Relations Contact: Matt Quinn  
(mquinn@monumentalsports.com)  
Website: www.capitalcitygogo.com  
NBA Affiliation: Washington

### CAPITANES DE LA CIUDAD DE MÉXICO

Paseo del Pedregal 610, Jardines del Pedregal,  
Ivare Obregon 01900 CDMX Mexico  
el: +52 55 5652 0028  
Arena: Gimnasio Juan de la Barrera  
Media Relations Contact: Adriana Barrón  
(abarron@capitanes.mx)  
Website: http://capitanes.mx

### COLLEGE PARK SKYHAWKS

101 Marietta St. NW Suite 1100; Atlanta, GA 30303  
Arena: Gateway Center Arena @ College Park  
Media Relations Contact: Jelani Downing  
(jelani.downing@hawks.com)  
Website: www.cpskyhawks.com  
NBA Affiliation: Atlanta Hawks

### DELAWARE BLUE COATES

401 Garasches Lane, Wilmington, DE 19801  
Tel: (302) 504-7587  
Arena: 76ers Fieldhouse  
Media Relations Contact: Matt Murphy  
(mattmurphy@76ers.com); Alex Yoh  
(alexayoh@76ers.com)  
Website: www.sixers.com/bluecoats  
NBA Affiliation: Philadelphia

### ERIE BAYHAWKS

110 East 8th Street; Erie, PA 16501  
Tel: (814) 790-5600  
Arena: Erie Insurance Arena  
Media Relations Contact: Michael Somrak  
(michael.somrak@baerie.com)  
Website: www.nbaerie.com  
NBA Affiliation: New Orleans

### FORT WAYNE MAD ANTS

1910 St. Joe Center Rd, Suite 61;  
Fort Wayne, IN 46825  
Tel: (260) 469-4667  
Arena: Allen County War Memorial Coliseum  
Media Relations Contact: Dan Vance  
(dvance@ftwaynemadants.com)  
Website: www.ftwaynemadants.com  
NBA Affiliation: Indiana

### GRAND RAPIDS DRIVE

40 Monroe Center NW, Ste 11;  
Grand Rapids MI 49503  
Tel: (844) 473-7483  
Arena: DeltaPlex Arena  
Media Relations Contact: Rob Johnson  
(rjohnson@nbgandrapids.com)  
Website: www.nbgandrapids.com  
NBA Affiliation: Detroit

### GREENSBORO SWARM

2411 West Gate City Blvd.;  
Greensboro, NC 27403  
Tel: (336) 907-3600  
Arena: Fieldhouse at the Greensboro Coliseum Complex  
Media Relations Contact: Justin Trujillo  
(jtrujillo@goswarm.com)  
Website: www.goswarm.com  
NBA Affiliation: Charlotte

### IOWA WOLVES

730 3rd Street; Des Moines, Iowa 50309  
Tel: (515) 564-8550; Fax: (515) 564-8551  
Arena: Wells Fargo Arena  
Media Relations Contact: Seth Nutting  
(seth.nutting@iawolves.com)  
Website: www.iawolves.com  
NBA Affiliation: Minnesota

### LAKELAND MAGIC

701 West Lime Street, Lakeland, FL 33815  
Tel: (863) 825-3258; Fax: (863) 825-3279  
Arena: RP Funding Center  
Media Relations Contact: Owen Fasolas  
(ofasolas@lakelandmagic.com);  
Hans Steinbrenner  
(hsteinbrenner@lakelandmagic.com)  
Website: www.lakelandmagic.com  
NBA Affiliation: Orlando

### LONG ISLAND NETS

168 39th Street, 8th Floor; Brooklyn, NY 11232  
Tel: (718) 215-2299; Fax: (718) 522-3544  
Arena: NYCB Live's Nassau Coliseum  
Media Relations Contact: Megan Walsh  
(mwals@brooklynynets.com)  
Website: www.longislandnets.com  
NBA Affiliation: Brooklyn

### MAINE RED CLAWS

550 Forest Avenue; Portland, ME 04012  
Tel: (207) 210-6655; Fax: (207) 210-6659  
Arena: Portland Exposition Building  
Media Relations Contact: Evans Boston  
(eboston@maineredclaws.com)  
Website: www.maineredclaws.com  
NBA Affiliation: Boston

### MEMPHIS HUSTLE

191 Beale Street; Memphis, TN 38103  
Tel: (901) 205-1234; Fax: (901) 205-1244  
Arena: Landers Center  
Media Relations Contact: Corey Moore  
(cmoore@grizzlies.com)  
Website: www.memphishustle.com  
NBA Affiliation: Memphis

### NORTHERN ARIZONA SUNS

3201 N. Main Street; Prescott Valley, AZ 86314  
Tel: (928) 772-7867  
Arena: Prescott Valley Event Center  
Media Relations Contact: Bryce Marsee  
Website: www.nazsuns.com  
NBA Affiliation: Phoenix

### OKLAHOMA CITY BLUE

208 Thunder Drive, Oklahoma City, OK 73102  
Tel: (405) 238-4800; Fax: (405) 429-7900  
Arena: Cox Convention Center  
Media Relations Contact: Laila Wani  
(lwani@okcthunder.com); Shelby Willingham  
(swillingham@okcthunder.com)  
Website: www.oklahomacityblue.com  
NBA Affiliation: Oklahoma City

### RAPTORS 905

5600 Rose Cherry Place;  
Mississauga, ON L4Z4B6  
Tel: (416) 815-5600 Fax: (416) 357-9205  
Arena: Paramount Fine Foods Centre  
Media Relations Contact: Stefano Toniutti  
(stefano.toniutti@mlse.com)  
Website: www.raptors905.com  
NBA Affiliation: Toronto

### RIO GRANDE VALLEY VIPERS

4900 S. I-69; Edinburg, Texas, 78539  
Tel: (956) 369-8959; Fax: (956) 972-1150  
Arena: Bert Ogden Arena  
Media Relations Contact: Amairani Ramirez  
(mediarelations@rgvipers.com)  
Website: www.rgvipers.com  
NBA Affiliation: Houston

### SALT LAKE CITY STARS

31420 S 500 W; Salt Lake City, UT 84115  
Tel: (801) 325-7827  
Arena: Lifetime Activities Center – Bruin Arena  
Media Relations: Kraig Williams  
(kraig.williams@slsbees.com); Alyssa  
Beaton (abeaton@santacruzbasketball.com)  
Website: www.slstars.com  
NBA Affiliation: Utah

### SANTA CRUZ WARRIORS

903 Pacific Avenue, Suite 101;  
Santa Cruz, CA 95060  
Tel: (831) 731-4396  
Arena: Kaiser Permanente Arena  
Media Relations Contact: Shannon Stabler  
(sstabler@santacruzbasketball.com); Alyssa  
Beaton (abeaton@santacruzbasketball.com)  
Website: www.santacruzbasketball.com  
NBA Affiliation: Golden State

### SIOUX FALLS SKYFORCE

2131 South Minnesota Ave;  
Sioux Falls, SD 57105  
Tel: (605) 332-0605  
Arena: Sanford Pentagon  
Media Relations Contact: Matt Dykstra  
(mddykstra@skyforceonline.com)  
Website: www.skyforceonline.com  
NBA Affiliation: Miami

### SOUTH BAY LAKERS

2275 E. Mariposa Ave.; El Segundo, CA 90245  
Tel: (310) 426-6000; Fax: (310) 426-6031  
Arena: Toyota Sports Center  
Media Relations Contact: Noah Camarena  
(ncamarena@sb-lakers.com)  
Website: www.sblakers.com  
NBA Affiliation: Los Angeles Lakers

### STOCKTON KINGS

400 E. Main, Suite 706, 95202, Stockton, CA  
Tel: (888) 465-7209  
Arena: Stockton Arena  
Media Relations Contact: Raahsan Gethers  
(rgethers@kings.com);  
Kari Ida (kida@kings.com)  
Website: www.sblakers.com  
NBA Affiliation: Sacramento

### TEXAS LEGENDS

2601 Avenue of the Stars, Suite 300;  
Frisco, TX 75034  
Tel: (214) 908-0822; Fax: (214) 469-0823  
Arena: Dr. Pepper Arena  
Media Relations Contact: Britney Wynn  
(bwyne@texlegends.com)  
Website: www.texlegends.com  
NBA Affiliation: Dallas

### WESTCHESTER KNICKS

198 Central Ave.; White Plains, NY 10606  
Tel: (914) 559-6888  
Arena: Westchester County Center  
Media Relations Contact: Ajah Hawley-Alexander  
(ajah.hawley-alexander@msg.com)  
Website: www.westchesterknicks.com  
NBA Affiliation: New York

### WINDY CITY BULLS

5333 Prairie Stone Parkway;  
Hoffman Estates, IL 60192  
Tel: (847) 396-7070  
Arena: Sears Centre Arena  
Media Relations Contact: Brad Seymour  
(bs Seymour@bulls.com)  
Website: www.windycitybulls.com  
NBA Affiliation: Chicago

### WISCONSIN HERD

549 High Avenue; Oshkosh, WI 54901  
Tel: (920) 233-4374; Fax: (920) 744-0238  
Arena: Menominee Nation Arena  
Media Relations Contact: Eric Kohlbeck  
(ekohlbeck@bucks.com)  
Website: www.wisconsinherd.com  
NBA Affiliation: Milwaukee

INTRO

PLAYERS

EXECUTIVE

BASKETBALL

OPS

BUSINESS

MEDIA

COMMUNITY

HISTORY

PLAYOFFS

REVIEW

OPPONENTS

NBA

FEDERATION

AT A GLANCE





NBA



## FINAL 2019-20 NBA G LEAGUE STANDINGS

	HOME		AWAY				HOME		AWAY			
	W-L	W-L	W-L	Pct	Gb		W-L	W-L	W-L	Pct	Gb	
<b>Atlantic</b>						<b>Southwest</b>						
Maine Red Claws	28-14	14-6	14-8	.667	--	Salt Lake City Stars	30-12	17-6	13-6	.680	--	
Delaware Blue Coats	22-21	10-12	12-9	.512	6.5	Austin Spurs	24-18	13-9	11-9	.540	6.0	
Raptors 905	22-21	12-8	10-12	.512	6.5	Texas Legends	24-19	12-11	12-8	.400	6.5	
Long Island Nets	19-23	10-14	9-9	.452	9.0	Rio Grande Valley Vipers	15-27	6-13	9-14	.320	15.0	
Westchester Knicks	17-24	7-13	10-11	.415	10.5							
<b>Central</b>						<b>Pacific</b>						
Wisconsin Herd	33-10	16-7	17-3	.767	--	Stockton Kings	24-19	12-8	12-11	.558	--	
Canton Charge	29-14	20-4	9-10	.674	4.0	Agua Caliente Clippers	22-22	12-10	10-12	.500	2.5	
Grand Rapids Drive	25-18	12-7	13-11	.581	8.0	Santa Cruz Warriors	21-21	8-12	13-9	.500	2.5	
Fort Wayne Mad Ants	21-22	16-8	5-14	.488	12.0	South Bay Lakers	19-25	13-6	6-19	.432	5.5	
Windy City Bulls	17-26	7-13	10-13	.395	16.0	Northern Arizona Suns	8-34	3-18	5-16	.190	15.5	
<b>Southeast</b>						<b>Midwest</b>						
Lakeland Magic	25-17	11-11	14-6	.595	--	<b>Memphis Hustle - GLG</b>	<b>26-15</b>	<b>14-7</b>	<b>12-8</b>	<b>.634</b>	<b>--</b>	
Capital City Go Go	22-21	14-7	8-14	.512	5.5	Sioux Falls Skyhawks	22-20	15-7	7-13	.524	4.5	
College Park Skyhawks	20-23	9-10	11-13	.465	5.5	Oklahoma City Blue	20-22	12-10	8-12	.476	6.5	
Erie BayHawks	13-30	8-12	5-18	.302	12.5	Iowa Wolves	19-24	10-13	9-11	.442	8.0	
Greensboro Swarm	9-34	4-17	5-17	.209	16.0							





## 2019-20 NBA AWARD WINNERS

### Most Valuable Player

Giannis Antetokounmpo, Milwaukee Bucks

### Defensive Player of the Year

Giannis Antetokounmpo, Milwaukee Bucks

### Rookie of the Year

Ja Morant, Memphis Grizzlies

### Sixth Man of the Year

Montrezl Harrell, Los Angeles Clippers

### Most Improved Player

Brandon Ingram, New Orleans Pelicans

### Coach of the Year

Nick Nurse, Toronto Raptors

### Sportsmanship Award

Vince Carter, Atlanta Hawks

### J. Walter Kennedy Citizenship Award

Malcolm Brogdon, Indiana Pacers

### Twyman-Stokes Teammate of the Year

True Holiday, New Orleans Pelicans

### Executive of the Year

Lawrence Frank, Los Angeles Clippers

### Bill Russell Finals MVP

LeBron James, Los Angeles Lakers

### All-Star Game MVP

Kawhi Leonard, Los Angeles Clippers

### All-NBA First Team

Giannis Antetokounmpo, Milwaukee Bucks

LeBron James, Los Angeles Lakers

Anthony Davis, Los Angeles Lakers

James Harden, Houston Rockets

Luka Dončić, Dallas Mavericks

### All-NBA Second Team

Kawhi Leonard, Los Angeles Clippers

Nikola Jokić, Denver Nuggets

Damian Lillard, Portland Trail Blazers

Pascal Siakam, Toronto Raptors

### All-NBA Third Team

Jayson Tatum, Boston Celtics

Jimmy Butler, Miami Heat

Rudy Gobert, Utah Jazz

Ben Simmons, Philadelphia 76ers

Russell Westbrook, Houston Rockets

### NBA All-Defensive First Team

F Giannis Antetokounmpo, Milwaukee Bucks

F Anthony Davis, Los Angeles Lakers

C Rudy Gobert, Utah Jazz

G Marcus Smart, Boston Celtics

G Ben Simmons, Philadelphia 76ers

### NBA All-Defensive Second Team

F Kawhi Leonard, Toronto Raptors

F Bam Adebayo, Miami Heat

C Brook Lopez, Milwaukee Bucks

G Eric Bledsoe, Milwaukee Bucks

G Patrick Beverley, Los Angeles Clippers

### All-Rookie First Team

Ja Morant, Memphis Grizzlies

Kendrick Nunn, Miami Heat

Brandon Clarke, Memphis Grizzlies

Zion Williamson, New Orleans Pelicans

Eric Paschall, Golden State Warriors

### All-Rookie Second Team

Tyler Herro, Miami Heat

Terence Davis II, Toronto Raptors

Coby White, Chicago Bulls

P.J. Washington, Charlotte Hornets

Rui Hachimura, Washington Wizards

## ALL-TIME AWARD WINNERS

### Most Valuable Player (Maurice Podoloff Trophy)

(Selected by vote of NBA players until 1979-80; by writers and broadcasters since 1980-81)

Year	Player, Team	Year	Player, Team
1955-56	Bob Pettit, St. Louis	1988-89	Magic Johnson, L.A. Lakers
1956-57	Bob Cousy, Boston	1989-90	Magic Johnson, L.A. Lakers
1957-58	Bill Russell, Boston	1990-91	Michael Jordan, Chicago
1958-59	Bob Pettit, St. Louis	1991-92	Michael Jordan, Chicago
1959-60	Wilt Chamberlain, Philadelphia	1992-93	Charles Barkley, Phoenix
1960-61	Bill Russell, Boston	1993-94	Hakeem Olajuwon, Houston
1961-62	Bill Russell, Boston	1994-95	David Robinson, San Antonio
1962-63	Bill Russell, Boston	1995-96	Michael Jordan, Chicago
1963-64	Oscar Robertson, Cincinnati	1996-97	Karl Malone, Utah
1964-65	Bill Russell, Boston	1997-98	Michael Jordan, Chicago
1965-66	Wilt Chamberlain, Philadelphia	1998-99	Karl Malone, Utah
1966-67	Wilt Chamberlain, Philadelphia	1999-00	Shaquille O'Neal, L.A. Lakers
1967-68	Wilt Chamberlain, Philadelphia	2000-01	Allen Iverson, Philadelphia
1968-69	Wes Unseld, Baltimore	2001-02	Tim Duncan, San Antonio
1969-70	Willis Reed, New York	2002-03	Tim Duncan, San Antonio
1970-71	Kareem Abdul-Jabbar, Milwaukee	2003-04	Kevin Garnett, Minnesota
1971-72	Kareem Abdul-Jabbar, Milwaukee	2004-05	Steve Nash, Phoenix
1972-73	Dave Cowens, Boston	2005-06	Steve Nash, Phoenix
1973-74	Kareem Abdul-Jabbar, Milwaukee	2006-07	Dirk Nowitzki, Dallas
1974-75	Bob McAdoo, Buffalo	2007-08	Kobe Bryant, L.A. Lakers
1975-76	Kareem Abdul-Jabbar, L.A. Lakers	2008-09	LeBron James, Cleveland
1976-77	Kareem Abdul-Jabbar, L.A. Lakers	2009-10	LeBron James, Cleveland
1977-78	Bill Walton, Portland	2010-11	Derrick Rose, Chicago
1978-79	Moses Malone, Houston	2011-12	LeBron James, Miami
1979-80	Kareem Abdul-Jabbar, L.A. Lakers	2012-13	LeBron James, Miami
1980-81	Julius Erving, Philadelphia	2013-14	Kevin Durant, Oklahoma City
1981-82	Moses Malone, Houston	2014-15	Stephen Curry, Golden State
1982-83	Moses Malone, Philadelphia	2015-16	Stephen Curry, Golden State
1983-84	Larry Bird, Boston	2016-17	Russell Westbrook, Oklahoma City
1984-85	Larry Bird, Boston	2017-18	James Harden, Houston
1985-86	Larry Bird, Boston	2018-19	Giannis Antetokounmpo, Milwaukee
1986-87	Magic Johnson, L.A. Lakers	2019-20	Giannis Antetokounmpo, Milwaukee
1987-88	Michael Jordan, Chicago		

### NBA Coach Of The Year (Red Auerbach Trophy)

(Selected by writers and broadcasters)

Year	Coach, Team	Year	Coach, Team
1962-63	Harry Gallatin, St. Louis	1991-92	Don Nelson, Golden State
1963-64	Alex Hannum, San Francisco	1992-93	Pat Riley, New York
1964-65	Red Auerbach, Boston	1993-94	Lenny Wilkens, Atlanta
1965-66	Dolph Schayes, Philadelphia	1994-95	Del Harris, L.A. Lakers
1966-67	Johnny Kerr, Chicago	1995-96	Phil Jackson, Chicago
1967-68	Richie Guerin, St. Louis	1996-97	Pat Riley, Miami
1968-69	Gene Shue, Baltimore	1997-98	Larry Bird, Indiana
1969-70	Red Holzman, New York	1998-99	Mike Dunleavy, Portland
1970-71	Dick Motta, Chicago	1999-00	Glenn "Doc" Rivers, Orlando
1971-72	Bill Sharman, L.A. Lakers	2000-01	Larry Brown, Philadelphia
1972-73	Tom Heinsohn, Boston	2001-02	Rick Carlisle, Detroit
1973-74	Ray Scott, Detroit	2002-03	Gregg Popovich, San Antonio
1974-75	Phil Johnson, K.C./Omaha	2003-04	Hubie Brown, Memphis
1975-76	Bill Fitch, Cleveland	2004-05	Mike D'Antoni, Phoenix
1976-77	Tom Nissalke, Houston	2005-06	Avery Johnson, Dallas
1977-78	Hubie Brown, Atlanta	2006-07	Sam Mitchell, Toronto
1978-79	Cotton Fitzsimmons, Kansas City	2007-08	Byron Scott, New Orleans
1979-80	Bill Fitch, Boston	2008-09	Mike Brown, Cleveland
1980-81	Jack McKinney, Indiana	2009-10	Scott Brooks, Oklahoma City
1981-82	Gene Shue, Washington	2010-11	Tom Thibodeau, Chicago
1982-83	Don Nelson, Milwaukee	2011-12	Gregg Popovich, San Antonio
1983-84	Frank Layden, Utah	2012-13	George Karl, Denver
1984-85	Don Nelson, Milwaukee	2013-14	Gregg Popovich, San Antonio
1985-86	Mike Fratello, Atlanta	2014-15	Mike Budenholzer, Atlanta
1986-87	Mike Schuler, Portland	2015-16	Steve Kerr, Golden State
1987-88	Doug Moe, Denver	2016-17	Mike D'Antoni, Houston
1988-89	Cotton Fitzsimmons, Phoenix	2017-18	Dwane Casey, Toronto
1989-90	Pat Riley, L.A. Lakers	2018-19	Mike Budenholzer, Milwaukee
1990-91	Don Chaney, Houston	2019-20	Nick Nurse, Toronto





# NBA

## ROOKIE OF THE YEAR (Eddie Gottlieb Trophy)

(Selected by writers and broadcasters)

Year	Player, Team	Year	Player, Team
1952-53	Don Meineke, Fort Wayne	1986-87	Chuck Person, Indiana
1953-54	Ray Felix, Baltimore	1987-88	Mark Jackson, New York
1954-55	Bob Pettit, Milwaukee	1988-89	Mitch Richmond, Golden State
1955-56	Maurice Stokes, Rochester	1989-90	David Robinson, San Antonio
1956-57	Tom Heinsohn, Boston	1990-91	Derrick Coleman, New Jersey
1957-58	Woody Sauldsberry, Philadelphia	1991-92	Larry Johnson, Charlotte
1958-59	Elgin Baylor, Minneapolis	1992-93	Shaquille O'Neal, Orlando
1959-60	Wilt Chamberlain, Philadelphia	1993-94	Chris Webber, Golden State
1960-61	Oscar Robertson, Cincinnati	1994-95	Grant Hill, Detroit; Jason Kidd, Dallas
1961-62	Walt Bellamy, Chicago	1995-96	Damon Stoudamire, Toronto
1962-63	Terry Dischinger, Chicago	1996-97	Allen Iverson, Philadelphia
1963-64	Jerry Lucas, Cincinnati	1997-98	Tim Duncan, San Antonio
1964-65	Willis Reed, New York	1998-99	Vince Carter, Toronto
1965-66	Rick Barry, San Francisco	1999-00	Elton Brand, Chicago; Steve Francis, Houston
1966-67	Dave Bing, Detroit	2000-01	Mike Miller, Orlando
1967-68	Earl Monroe, Baltimore	<b>2001-02</b>	<b>Pau Gasol, Memphis</b>
1968-69	Wes Unseld, Baltimore	2002-03	Amar'e Stoudemire, Phoenix
1969-70	Kareem Abdul-Jabbar, Milwaukee	2003-04	LeBron James, Cleveland
1970-71	Dave Cowens, Boston; Geoff Petrie, Portland	2004-05	Emeka Okafor, Charlotte
1971-72	Sidney Wicks, Portland	2005-06	Chris Paul, New Orleans/Oklahoma City
1972-73	Bob McAdoo, Buffalo	2006-07	Brandon Roy, Portland
1973-74	Ernie DiGregorio, Buffalo	2007-08	Kevin Durant, Seattle
1974-75	Keith Wilkes, Golden State	2008-09	Derrick Rose, Chicago
1975-76	Alvan Adams, Phoenix	2009-10	Tyreke Evans, Sacramento
1976-77	Adrian Dantley, Buffalo	2010-11	Blake Griffin, Los Angeles
1977-78	Walter Davis, Phoenix	2011-12	Kyrie Irving, Cleveland
1978-79	Phil Ford, Kansas City	2012-13	Damian Lillard, Portland
1979-80	Larry Bird, Boston	2013-14	Michael Carter-Williams, Philadelphia
1980-81	Darrell Griffith, Utah	2014-15	Andrew Wiggins, Minnesota
1981-82	Buck Williams, New Jersey	2015-16	Karl-Anthony Towns, Minnesota
1982-83	Terry Cummings, San Diego	2016-17	Malcolm Brogdon, Milwaukee
1983-84	Ralph Sampson, Houston	2017-18	Ben Simmons, Philadelphia
1984-85	Michael Jordan, Chicago	2018-19	Luka Doncic, Dallas
1985-86	Patrick Ewing, New York	<b>2019-20</b>	<b>Ja Morant, Memphis</b>

## MOST IMPROVED PLAYER

(Selected by writers and broadcasters)

Year	Player, Team	Year	Player
1985-86	Alvin Robertson, San Antonio	2003-04	Zach Randolph, Portland
1986-87	Dale Ellis, Seattle	2004-05	Bobby Simmons, L.A. Clippers
1987-88	Kevin Duckworth, Portland	2005-06	Boris Diaw, Phoenix
1988-89	Kevin Johnson, Phoenix	2006-07	Monta Ellis, Golden State
1989-90	Rony Seikaly, Miami	2007-08	Hedo Turkoglu, Orlando
1990-91	Scott Skiles, Orlando	2008-09	Danny Granger, Indiana
1991-92	Pervis Ellison, Washington	2009-10	Aaron Brooks, Houston
1992-93	Mahmoud Abdul-Rauf, Denver	2010-11	Kevin Love, Minnesota
1993-94	Don MacLean, Washington	2011-12	Ryan Anderson, Orlando
1994-95	Dana Barros, Philadelphia	2012-13	Paul George, Indiana
1995-96	Gheorghe Muresan, Washington	2013-14	Goran Dragic, Phoenix
1996-97	Isaac Austin, Miami	2014-15	Jimmy Butler, Chicago
1997-98	Alan Henderson, Atlanta	2015-16	C.J. McCollum, Portland
1998-99	Darrell Armstrong, Orlando	2016-17	Giannis Antetokounmpo, Milwaukee
1999-00	Jalen Rose, Indiana	2017-18	Victor Oladipo, Indiana
2000-01	Tracy McGrady, Orlando	2018-19	Pascal Siakam, Toronto
2001-02	Jermaine O'Neal, Indiana	2019-20	Brandon Ingram, New Orleans
2002-03	Gilbert Arenas, Golden State		





## NBA DEFENSIVE PLAYER OF THE YEAR

(Selected by writers and broadcasters)

Year	Player, Team	Year	Player, Team	Year	Player, Team
1982-83	Sidney Moncrief, Milwaukee	1995-96	Gary Payton, Seattle	2008-09	Dwight Howard, Orlando
1983-84	Sidney Moncrief, Milwaukee	1996-97	Dikembe Mutombo, Atlanta	2009-10	Dwight Howard, Orlando
1984-85	Mark Eaton, Utah	1997-98	Dikembe Mutombo, Atlanta	2010-11	Dwight Howard, Orlando
1985-86	Alvin Robertson, San Antonio	1998-99	Alonzo Mourning, Miami	2011-12	Tyson Chandler, New York
1986-87	Michael Cooper, L.A. Lakers	1999-00	Alonzo Mourning, Miami	<b>2012-13</b>	<b>Marc Gasol, Memphis</b>
1987-88	Michael Jordan, Chicago	2000-01	Dikembe Mutombo, Philadelphia	2013-14	Joakim Noah, Chicago
1988-89	Mark Eaton, Utah	2001-02	Ben Wallace, Detroit	2014-15	Kawhi Leonard, San Antonio
1989-90	Dennis Rodman, Detroit	2002-03	Ben Wallace, Detroit	2015-16	Kawhi Leonard, San Antonio
1990-91	Dennis Rodman, Detroit	2003-04	Ron Artest, Indiana	2016-17	Draymond Green, Golden State
1991-92	David Robinson, San Antonio	2004-05	Ben Wallace, Detroit	2017-18	Rudy Gobert, Utah
1992-93	Hakeem Olajuwon, Houston	2005-06	Ben Wallace, Detroit	2018-19	Rudy Gobert, Utah
1993-94	Hakeem Olajuwon, Houston	2006-07	Marcus Camby, Denver	2019-20	Giannis Antetokounpo, Milwaukee
1994-95	Dikembe Mutombo, Denver	2007-08	Kevin Garnett, Boston		

## NBA EXECUTIVE OF THE YEAR

(Selected by NBA Executives and The Sporting News)

Year	Executive, Team	Year	Executive, Team	Year	Executive, Team
1972-73	Joe Axelson, K.C./Omaha	1989-90	Bob Bass, San Antonio	2006-07	Bryan Colangelo, Toronto
1973-74	Eddie Donovan, Buffalo	1990-91	Bucky Buckwalter, Portland	2007-08	Danny Ainge, Boston
1974-75	Dick Vertlieb, Golden State	1991-92	Wayne Embry, Cleveland	2008-09	Mark Warkentien, Denver
1975-76	Jerry Colangelo, Phoenix	1992-93	Jerry Colangelo, Phoenix	2009-10	John Hammond, Milwaukee
1976-77	Ray Patterson, Houston	1993-94	Bob Whitsitt, Seattle	2010-11	Gar Forman, Chicago
1977-78	Angelo Drossos, San Antonio	1994-95	Jerry West, L.A. Lakers	2011-12	Larry Bird, Indiana
1978-79	Bob Ferry, Washington	1995-96	Jerry Krause, Chicago	2012-13	Masai Ujiri, Denver
1979-80	Red Auerbach, Boston	1996-97	Bob Bass, Charlotte	2013-14	R.C. Buford, San Antonio
1980-81	Jerry Colangelo, Phoenix	1997-98	Wayne Embry, Cleveland	2014-15	Bob Myers, Golden State
1981-82	Bob Ferry, Washington	1998-99	Geoff Petrie, Sacramento	2015-16	R.C. Buford, San Antonio
1982-83	Zollie Volchok, Seattle	1999-00	John Gabriel, Orlando	2016-17	Bob Myers, Golden State
1983-84	Frank Layden, Utah	2000-01	Geoff Petrie, Sacramento	2017-18	Daryl Morey, Houston
1984-85	Vince Boryla, Denver	2001-02	Rod Thorn, New Jersey	2018-19	Jon Horst, Milwaukee
1985-86	Stan Kasten, Atlanta	2002-03	Joe Dumars, Detroit	2019-20	Lawrence Frank, L.A. Clippers
1986-87	Stan Kasten, Atlanta	<b>2003-04</b>	<b>Jerry West, Memphis</b>		
1987-88	Jerry Krause, Chicago	2004-05	Bryan Colangelo, Phoenix		
1988-89	Jerry Colangelo, Phoenix	2005-06	Elgin Baylor, L.A. Clippers		

## J. WALTER KENNEDY CITIZENSHIP AWARD

(Selected by the Pro Basketball Writers Association)

Year	Player, Team	Year	Player, Team
1975-76	Slick Watts, Seattle	1997-98	Steve Smith, Atlanta
1974-75	Wes Unseld, Washington	1998-99	Brian Grant, Portland
1976-77	Dave Bing, Washington	1999-00	Vlade Divac, Sacramento
1977-78	Bob Lanier, Detroit	2000-01	Dikembe Mutombo, Philadelphia
1978-79	Calvin Murphy, Houston	2001-02	Alonzo Mourning, Miami
1979-80	Austin Carr, Cleveland	2002-03	David Robinson, San Antonio
1980-81	Mike Glenn, New York	2003-04	Reggie Miller, Indiana
1981-82	Kent Benson, Detroit	2004-05	Eric Snow, Cleveland
1982-83	Julius Erving, Philadelphia	2005-06	Kevin Garnett, Minnesota
1983-84	Frank Layden, Utah	2006-07	Steve Nash, Phoenix
1984-85	Dan Issel, Denver	2007-08	Chauncey Billups, Detroit
1985-86	Michael Cooper, L.A. Lakers, Rory Sparrow, New York	2008-09	Dikembe Mutombo, Houston
1986-87	Isiah Thomas, Detroit	2009-10	Samuel Damiembert, Philadelphia
1987-88	Alex English, Denver	2010-11	Ron Artest, L.A.Lakers
1988-89	Thurl Bailey, Utah	2011-12	Pau Gasol, L.A. Lakers
1989-90	Doc Rivers, Atlanta	2012-13	Kenneth Faried, Denver
1990-91	Kevin Johnson, Phoenix	2013-14	Luol Deng, Cleveland
1991-92	Magic Johnson, L.A. Lakers	2014-15	Joakim Noah, Chicago
1992-93	Terry Porter, Portland	2015-16	Wayne Ellington, Brooklyn
1993-94	Joe Dumars, Detroit	2016-17	LeBron James, Cleveland
1994-95	Joe O'Toole, Atlanta	2017-18	J.J. Barea, Dallas
1995-96	Chris Dudley, Portland	2018-19	Damian Lillard, Portland
1996-97	P.J. Brown, Miami	2019-20	Malcolm Brogdon, Indiana





# NBA

## NBA SIXTH MAN AWARD

(Selected by writers and broadcasters)

Year	Player, Team
1982-83	Bobby Jones, Philadelphia
1983-84	Kevin McHale, Boston
1984-85	Kevin McHale, Boston
1985-86	Bill Walton, Boston
1986-87	Ricky Pierce, Milwaukee
1987-88	Roy Tarpley, Dallas
1988-89	Eddie Johnson, Phoenix
1989-90	Ricky Pierce, Milwaukee
1990-91	Detlef Schrempf, Indiana
1991-92	Detlef Schrempf, Indiana
1992-93	Clifford Robinson, Portland
1993-94	Dell Curry, Charlotte
1994-95	Anthony Mason, New York
1995-96	Toni Kukoc, Chicago
1996-97	John Starks, New York
1997-98	Danny Manning, Phoenix
1998-99	Darrell Armstrong, Orlando
1999-00	Rodney Rogers, Phoenix
2000-01	Aaron McKie, Philadelphia

Year	Player, Team
2001-02	Corliss Williamson, Detroit
2002-03	Bobby Jackson, Sacramento
2003-04	Antawn Jamison, Dallas
2004-05	Ben Gordon, Chicago
<b>2005-06</b>	<b>Mike Miller, Memphis</b>
2006-07	Leandro Barbosa, Phoenix
2007-08	Manu Ginobili, San Antonio
2008-09	Jason Terry, Dallas
2009-10	Jamal Crawford, Atlanta
2010-11	Lamar Odom, L.A. Lakers
2011-12	James Harden, Oklahoma City
2012-13	J.R. Smith, New York
2013-14	Jamal Crawford, L.A. Clippers
2014-15	Lou Williams, Toronto
2015-16	Jamal Crawford, L.A. Clippers
2016-17	Eric Gordon, Houston
2017-18	Lou Williams, L.A. Clippers
2018-19	Lou Williams, L.A. Clippers
2019-20	Montrezl Harrell, L.A. Clippers

## NBA SPORTSMANSHIP AWARD

(Selected by writers and broadcasters)

Year	Player, Team
1995-96	Joe Dumars, Detroit
1996-97	Terrell Brandon, Cleveland
1997-98	Avery Johnson, San Antonio
1998-99	Hersey Hawkins, Seattle
1999-2000	Eric Snow, Philadelphia
2000-01	David Robinson, San Antonio
2001-02	Steve Smith, San Antonio
2002-03	Ray Allen, Seattle
2003-04	P.J. Brown, New Orleans
2004-05	Grant Hill, Orlando
2005-06	Elton Brand, L.A. Clippers
2006-07	Luol Deng, Chicago
2007-08	Grant Hill, Phoenix
2008-09	Chauncey Billups, Denver
2009-10	Grant Hill, Phoenix
2010-11	Stephen Curry, Golden State
2011-12	Jason Kidd, Dallas
2012-13	Jason Kidd, New York
<b>2013-14</b>	<b>Mike Conley, Memphis</b>
2014-15	Kyle Korver, Atlanta
<b>2015-16</b>	<b>Mike Conley, Memphis</b>
2016-17	Kemba Walker, Charlotte
2017-18	Kemba Walker, Charlotte
<b>2018-19</b>	<b>Mike Conley, Memphis</b>
2019-20	Vince Carter, Atlanta

## TWYMAN-STOKES TEAMMATE OF THE YEAR

(Selected by writers and broadcasters)

Year	Player, Team
2012-13	Chauncey Billups, L.A. Clippers
2013-14	Shane Battier, Miami
2014-15	Tim Duncan, San Antonio
<b>2015-16</b>	<b>Vince Carter, Memphis</b>
2016-17	Dirk Nowitzki, Dallas
2017-18	Jamal Crawford, Minnesota
<b>2018-19</b>	<b>Mike Conley, Memphis</b>
2019-20	Jrue Holiday, New Orleans



# FEDExFORUM







FedExForum is celebrating its 17th season in the heart of downtown Memphis.

Now celebrating its 17th season in the heart of the Mid-South, FedExForum has come to be known as one of the premier arenas in the NBA and in North America. It is home to the NBA's Memphis Grizzlies and the University of Memphis Tigers men's basketball team, and in the time since FedExForum opened, the arena has presented 10 NBA playoff series, including the 2013 NBA Western Conference Finals, and hosted major basketball tournaments such as the 2009, 2014 and 2017 NCAA Regional Men's Basketball Tournaments, the 2014 and 2019 American Athletic Conference Men's Basketball Tournaments and the 2010 NCAA South Regional Women's Division I Basketball Tournament.

The professional operation at FedExForum has resulted in it being named one of three finalists for the International Association of Venue Managers (IAVM) Venue Excellence Award in the category of arenas in July 2012.

FedExForum committed to creating a more inclusive environment the past year, including two key areas. FedExForum partnered with KultureCity, a nonprofit dedicated to creating more inclusive spaces for people with autism and other sensory issues, to create a space on the Pinnacle Level within FedExForum that guests can use to step away and decompress during an event. Sensory Bags are also available, which helps guests feel calm by utilizing noise cancelling headphones and fidget tools. Also in 2019, a Lactation Pod was installed in FedExForum for mothers to have a private space to use a breast pump or breastfeed. The pod will be located permanently on the Plaza Level concourse outside of Section 107A. Both the Sensory Room and Lactation Pod can be accessed by visiting a Guest Services desk for instructions and assistance.

FedExForum has already played host to many concerts of chart-topping stars including: AC/DC, Alicia Keys, Ariana Grande, Billy Joel, Blake Shelton, Bob Seger, Bon Jovi, Bruno Mars, Carrie Underwood, Chris Stapleton, Elton John, Eric Church, Eric Clapton, Foo Fighters, Garth Brooks, Tom Petty and the Heartbreakers, Janet Jackson, John Mayer, Journey, Justin Bieber, Justin Timberlake, Katy Perry, Kenny Chesney, Michael Bublé, Miley Cyrus, Paul McCartney, Pearl Jam, Red Hot Chili Peppers, the Rolling Stones, Taylor Swift, and Usher among other A-List acts that have played FedExForum.

In addition, Memphis and FedExForum have become a premier location for major boxing events having already hosted seven World Championship Boxing events, four concert rehearsals and tour openings as well as many major family shows like World Wrestling





Entertainment, Hot Wheels Monster Trucks and Motocross, Cirque du Soleil and Professional Bull Riders. FedExForum also helped lead the initiative to legalize mixed martial arts in the state of Tennessee, leading to UFC 107 being held at FedExForum in December 2009.

FedExForum has become more than just an arena. It has achieved the goals set by Grizzlies ownership, management and community leaders and has become the new front porch for Memphis, a place where people can come together.

Since the \$250 million arena opened on time and on budget in September 2004, millions of fans have enjoyed a basketball game, concert or event at FedExForum. In addition, FedExForum has become synonymous with unprecedented "Fans First" service, a principle which helped lead the Grizzlies and FedExForum being ranked as the best overall professional sports franchise in North America in ESPN The Magazine's 2013 Ultimate Standings, a composite ranking of all 122 franchises across the four major professional sports in North America (MLB, NBA, NFL, NHL).

Upon entering the arena through the FedExForum Grand Lobby, fans can get a first-hand look at the Built Ford Tough Training Facility, the official in-house practice facility of the Grizzlies and Hustle, and Lit Vodka Lounge, where fans can grab a quick bite while getting an in-person look at the Grizzlies LIVE pregame, halftime and postgame shows. The FedEx Hub, IP Zone and Campbell Clinic Zone are featured on the Plaza Level, one of five seating levels in the arena. Wide concourses allow fans to navigate these levels to see the best Memphis has to offer.

For expedited service, there are over 100 points of sale for concessions throughout FedExForum. In addition, premium seat holders can enjoy spaces like the Floor Seat Lounge to watch the Grizzlies run onto the court from the locker room as well as the exclusive Audi Sport Club near the Grizzlies tunnel. All fans who visit FedExForum can enjoy craft beers like Wiseacre and food truck dining option in House of Hops, located on the Plaza Level overlooking Beale Street.

All food in FedExForum is provided by Levy Restaurants, the leader in sports and entertainment venue dining, and fans experience selection and quality beyond anything they've ever had at a sporting event. From Memphis favorites such as Charlie Vergos' Rendezvous BBQ, IPOP Gourmet Popcorn, BChill Lemonade, Kona Ice and Dippin' Dots, to Levy concepts like Memphis Burrito Co., all fans can find something to satisfy their appetite.

New for FedExForum guests this year will be Grind City Grocery, a self-service concept with locations on both the Plaza and Terrace levels. Guests will have the opportunity to select pre-packaged snacks such as chips, pretzels and candy, including specialty chocolates from Dinstuhl's Fine Candies. Also available will be 20 oz. Pepsi products and 16 oz. aluminum bottles (or 24 ounce cans) of Bud, Bud Light and Michelob Ultra.

Designed by Daktronics, the newly installed center-hung videoboard, measuring 16.5 feet high and 145.5 feet in diameter, provides fans with continuous 360-degree live video, instant replays and information on 24 large digital full-color displays. The new videoboard system consists of nearly 2,700 square feet and more than 5.8 million LEDs. Four additional video displays, measuring 20 feet by 37.5 feet, are featured on each corner of the arena bowl. FedExForum features one of the largest corner video displays in the NBA.

To complement the center-hung videoboard, additional LED displays are prominently featured around the seating bowl. One 360-degree ring of light encircles the entire seating bowl, mounted



YoGotti



Garth Brooks

INTRO

PLAYERS

EXECUTIVE

BASKETBALL  
OPS

BUSINESS  
OPS

MEDIA

COMMUNITY

HISTORY

PLAYOFFS

REVIEW

OPPONENTS

NBA

FEDEXFORUM

AT A GLANCE





## FEDEXFORUM

on the Terrace Level fascia. A second large display curves 270 degrees around the Pinnacle Level fascia. The LED rings comprise one of the largest amounts of linear feet of LED in any arena in the United States. FedExForum is also equipped with a high-tech sound system, as well as acoustic technology, making the sound in the arena crystal clear, and a state-of-the-art Wi-Fi network powered by Ubiquiti.

Fans also can get in the game with the latest NIKE Grizzlies gear in the Grizzlies Den by Fanatics team store, located in the Grand Lobby and at several merchandise stands throughout FedExForum. The store is also open on non-game days from 10 a.m.-5 p.m. Monday-Friday and 10 a.m.-4 p.m. on Saturday. Playoff hours are 9 a.m.-6 p.m. Monday-Friday and 9 a.m.-5 p.m. on Saturday. The team store can be reached by phone at (901) 205-1551.

One of the most unique features of FedExForum is the music theme that is prevalent throughout the arena. Luxury Suite holders have their name engraved on a record outside their suite, and lyric sheets from famous Memphis songs appear prominently on the walls. Concessions and restaurants are named with uniquely Memphis music themes and areas of the arena concourses are divided into sponsored zones highlighting musical genres like Rock 'n' Roll, the Blues, Gospel, Memphis Music Today and more.

FedExForum is also home to the Rock 'n' Soul Museum on the street level of the administration building. The Rock 'n' Soul Museum traces the roots of rock and roll and soul music in Memphis, offering visitors a self-guided tour of Memphis music from the early 20th century into the 1970s. The Rock 'n' Soul Museum is one of only two Smithsonian Institution exhibits not located in Washington, D.C.



### FEDEXFORUM/MEDIA FAQS:

#### 1. Where is the media entrance located?

During the 2020-21 NBA season, the FedExForum media entrance is located on Fourth Street, just north of the employee entrance at the Southeast corner of the arena.

#### 2. Where is the media parking?

Media Parking is available in the FedExForum surface lot located on Dr. Martin Luther King Jr. Avenue between B.B. King Blvd. and Fourth Street.

#### 3. Where do I enter to go to the Built Ford Tough Training Facility?

The Built Ford Tough Training Facility is closed to media during the 2020-21 NBA season. Please contact Grizzlies Communications for post-practice or post-shootaround media availability information.

#### 4. Where are the locker rooms located?

All locker rooms are located on the Event Level

Memphis Grizzlies – Southeast  
Visiting Team – Northeast

#### 5. Where are the media workrooms located?

During the 2020-21 NBA season, the media workroom is located on Pinnacle Level in The Draft Room, adjacent to the Pinnacle Level media seating area.

#### 6. Where is the media seating?

Please contact Memphis Grizzlies Communications or University of Memphis Tigers Communications for information on media seating during the 2020-21 season.

#### 7. Where do satellite trucks park?

Satellite trucks park in our surface lot to the South of the garage. The surface lot is located on Dr. Martin Luther King Jr. Avenue between B.B. King Blvd. and Fourth Street.

#### 8. Where are press conferences held?

Media availabilities will be held virtually during the 2020-21 NBA season. Please contact Grizzlies Communications for more details.



# AT A GLANCE

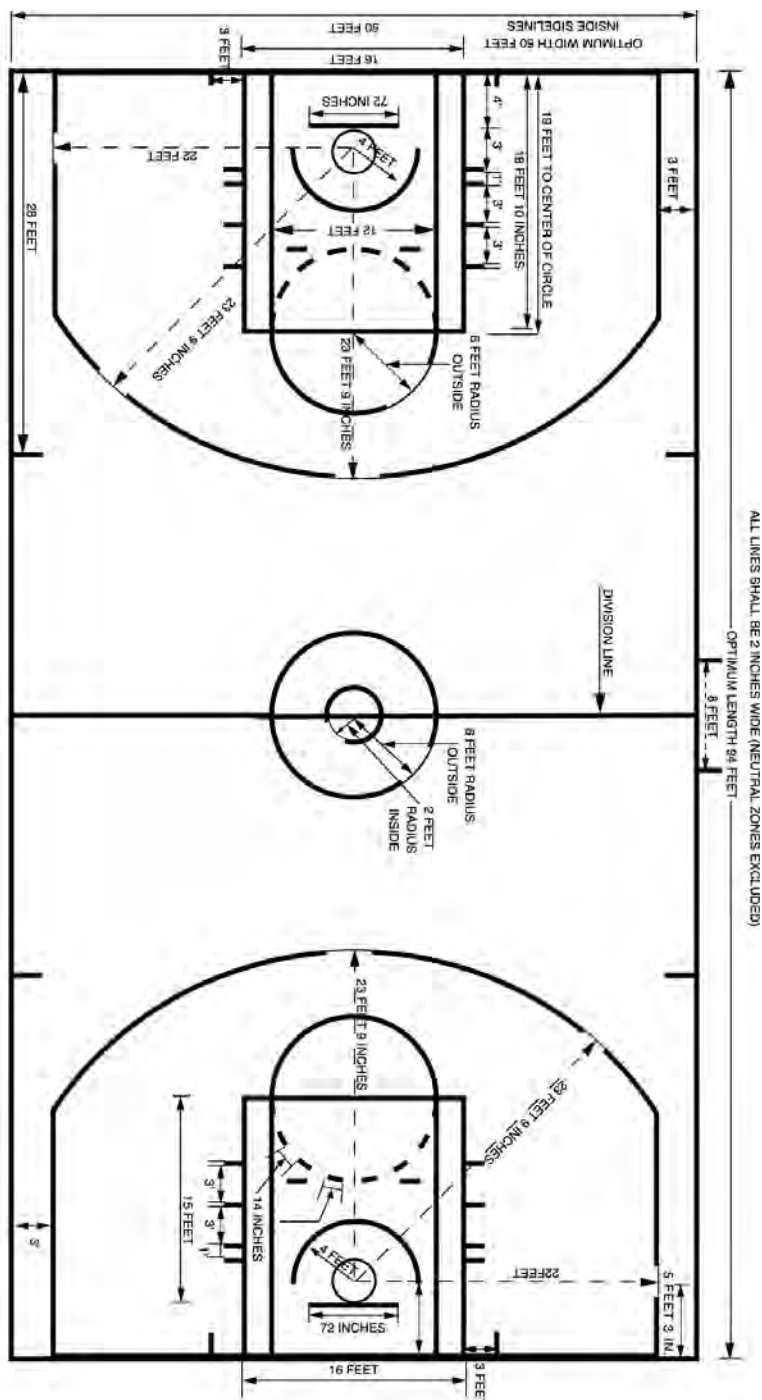






# COURT DIAGRAM

## OFFICAL NBA COURT DIAGRAM







GLOBAL



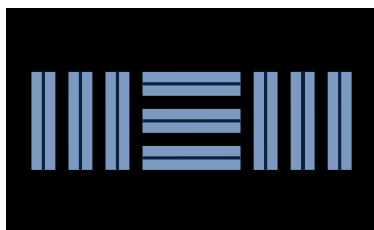
PRIMARY



SECONDARY



SECONDARY



INTRO

PLAYERS

EXECUTIVE

BASKETBALL  
OPS

BUSINESS  
OPS

MEDIA

COMMUNITY

HISTORY

PLAYOFFS

REVIEW

OPONENTS

NBA

FEDERFORUM

AT A GLANCE





# UNIFORMS


## ASSOCIATION EDITION



## ICON EDITION



## STATEMENT EDITION



## OFFICIAL COLORS

PMS 289

### Memphis Midnight

100C 76M 12Y 70K

12R 35G 64B

#0C2340

PMS 652

### Beale Street Blue

52C 30M 7Y 3K

125R 155G 193B

#7D9BC1

PMS 424

### Grizzlies Gray

30C 20M 19Y 58K

112R 115G 114B

#707372

PMS 123

### Grizzlies Gold

0C 19M 12Y 0K

255R 199G 44B

#FFC72C



# MAP OF MEMPHIS

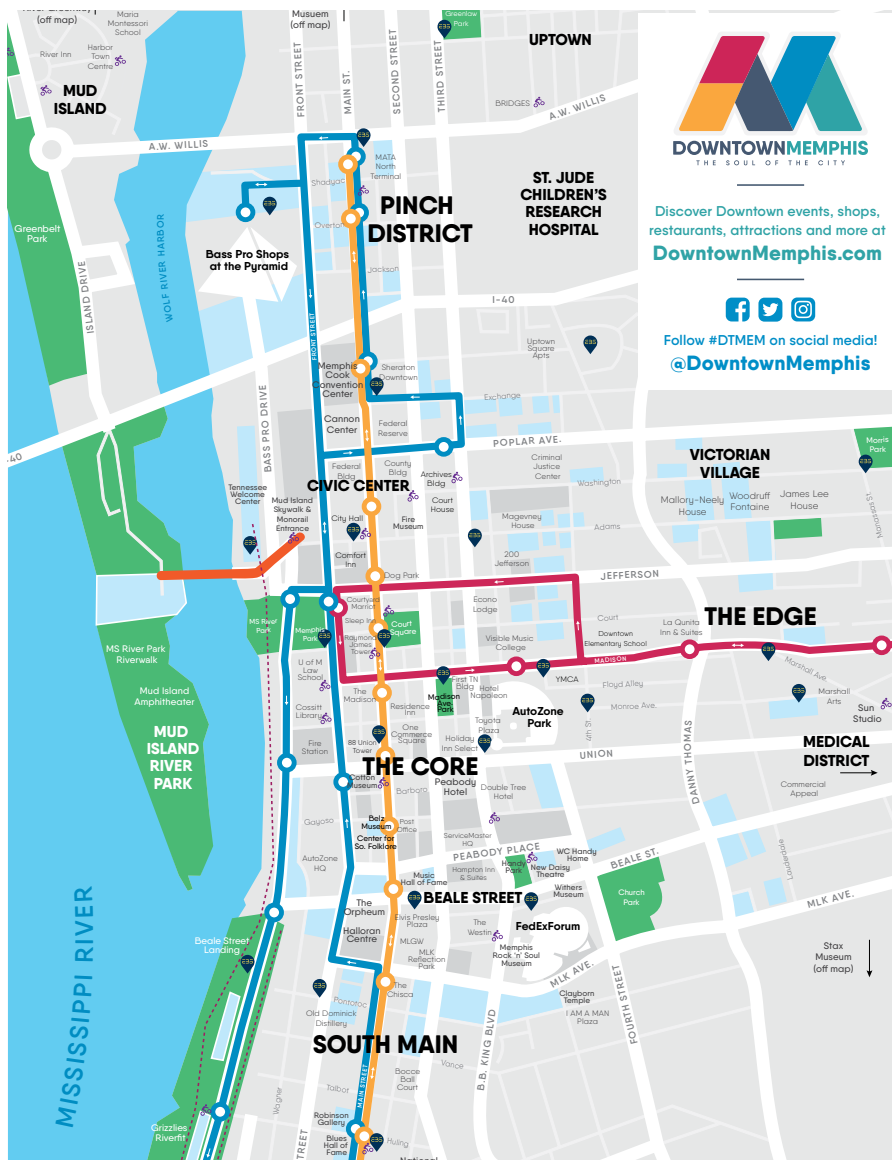


**DOWNTOWNMEMPHIS**  
THE SOUL OF THE CITY

Discover Downtown events, shops, restaurants, attractions and more at [DowntownMemphis.com](http://DowntownMemphis.com)



Follow #DTMEM on social media!  
[@DowntownMemphis](https://twitter.com/DowntownMemphis)



- MAIN STREET TROLLEY**
- RIVERFRONT SHUTTLE**
- MADISON SHUTTLE**
- PEDESTRIAN RIVERFRONT & BLUFFWALK**
- MUD ISLAND MONORAIL & SKYWALK**
- PUBLIC PARKING GARAGE**
- PUBLIC PARKING LOT**

## MAIN STREET RAIL CAR TROLLEY

Operates every 20 minutes. M-F: 6:45am-12:15am;  
Sat: 8am-12:10am Sun: 10am-6:10pm

## RIVERFRONT SHUTTLE

This shuttle operates about every 20 minutes. M-F: 9am-9am;  
Sat: 8:30am-11:30pm Sun: 1030am-6pm

## MADISON SHUTTLE

This shuttle operates every 15 minutes. M-F: 6:45am-6pm;  
Sat: 8:15am-6:30pm. No service on Sunday.

## SHUTTLE STOPS

Shuttle fare is \$1 per person for one way and 50-cents for seniors 65+ and people with disabilities.

INTRO

PLAYERS

EXECUTIVE

BASKETBALL

OPS

BUSINESS

MEDIA

COMMUNITY

HISTORY

PLAYOFFS

REVIEW

OPPONENTS

NBA

FEDERATION

AT A GLANCE





## NBA ROAD MAP







INTRO

PLAYERS

EXECUTIVE

BASKETBALL  
OPS

BUSINESS  
OPS

MEDIA

COMMUNITY

HISTORY

PLAYOFFS

REVIEW

OPPONENTS

NBA

FEDERATION

AT A GLANCE





## NOTES



# 2020/21



# GRIZZLY NEXT GEN

## MEMPHIS GRIZZLIES

FIRST HALF OF THE SEASON

### DECEMBER

SUN	MON	TUE	WED	THU	FRI	SAT
6	7	8	9	10	11	12 MIN 7:00pm
13	14 MIN 7:00pm	15	16	17 ATL 7:00pm	18	19 ATL 7:00pm
20	21	22	23 SAS 7:00pm	24	25	26 ATL 4:00pm
27	28 BKN 6:30pm	29	30 BOS 6:30pm	31		

### JANUARY

SUN	MON	TUE	WED	THU	FRI	SAT
					1 CHA 6:00pm	2
3 LAL 5:00pm	4	5 LAL 7:00pm	6	7 CLE 7:00pm	8 BKN 7:00pm	9
10	11 CLE 6:00pm	12	13 MIN 7:00pm	14	15 MIN 7:00pm	16 PHI 7:00pm
17	18 PHX 4:00pm	19	20 POR 9:00pm	21	22 POR 9:00pm	23
24 SAC 7:00pm	25 SAC 7:00pm	26	27 CHI 7:00pm	28	29	30 SAS 7:30pm
31						

### FEBRUARY

SUN	MON	TUE	WED	THU	FRI	SAT
	1 SAS 7:30pm	2 IND 6:00pm	3	4 HOU 7:00pm	5	6 NOP 6:00pm
7	8 TOR 7:00pm	9	10 CHA 7:00pm	11	12 ESPN LAL 9:00pm	13
14 SAC 8:00pm	15	16 NOP 6:30pm	17	18	19 DET 7:00pm	20 PHX 7:00pm
21	22 DAL 7:30pm	23	24	25 LAC 7:00pm	26 LAC 7:00pm	27
28 HOU 6:00pm						

### MARCH

SUN	MON	TUE	WED	THU	FRI	SAT
	1	2 WAS 6:00pm	3	4 MIL 7:00pm	5	6

HOME GAME



AWAY GAME



OPENING NIGHT



MLK DAY GAME



901.888.HOOP  
GRIZZLIES.COM

@memgrizz  
@FedExForum

@memgrizz  
@fedexforum

MemphisGrizzlies  
FedExForum

grizzliesnba  
fedexforum



