

NEW ORLEANS

PELICANS

2017-18 MEDIA GUIDE



DO IT
BIG.

2017-18 SCHEDULE

OCTOBER

SUN	MON	TUE	WED	THU	FRI	SAT
1	2	7:00 CHI	3	5	7:00 OKC	6
8	9	10	11	12	7:00 MEM	13
15	16	17	18	19	8:30 GSW	20
22	23	9:00 POR	24	25	9:30 SAC	26
29	30	7:00 ORL	31			

JANUARY

SUN	MON	TUE	WED	THU	FRI	SAT
	1	2	FSMO 8:00 UTA	3	4	5
7	8	9	10	11	12	13
14	15	16	17	18	19	20
21	22	23	24	25	26	27
28	29	30	31			

NOVEMBER

SUN	MON	TUE	WED	THU	FRI	SAT
			1	2	3	4
5	6	7	8	9	10	11
12	13	14	15	16	17	18
19	20	21	22	23	24	25
26	27	28	29	30		

FEBRUARY

SUN	MON	TUE	WED	THU	FRI	SAT
				1	2	3
4	5	6	7	8	9	10
11	12	13	14	15	16	17
18	19	20	21	22	23	24
25	26	27	28			

DECEMBER

SUN	MON	TUE	WED	THU	FRI	SAT
					1	2
3	4	5	6	7	8	9
10	11	12	13	14	15	16
17	18	19	20	21	22	23
24	25	26	27	28	29	30
31						

MARCH

SUN	MON	TUE	WED	THU	FRI	SAT
				1	2	3
4	5	6	7	8	9	10
11	12	13	14	15	16	17
18	19	20	21	22	23	24
25	26	27	28	29	30	31

APRIL

SUN	MON	TUE	WED	THU	FRI	SAT
1	2	3	4	5	6	7
8	9	10	11	12	13	14

-  HOME
  AWAY
-  ALL-STAR WEEKEND
-  PRESEASON



CREDITS

EditorsMatt Ryan, Will McClaran, Chris Trahan, Jordy Spitale, Courtney Funchess
Associate Editors.....Jim Eichenhofer
Design, Layout and Production Eddie Coe
Photography.....Layne Murdoch, NBA Photos
Special Thanks.....Randy Robles, Bob Rosen, Chris Thorn and the Elias Sports Bureau

© 2017 New Orleans Pelicans

All NBA and team insignia depicted in this publication are the property of NBA Properties, Inc. and the respective teams of the NBA and may not be reproduced for commercial purposes without the prior written consent of NBA Properties, Inc.

The information contained in this publication was compiled by the New Orleans Pelicans and is provided as a courtesy to our fans and the press and may be used only for personal or editorial purposes. Any commercial use of this information is prohibited without the prior written consent of the New Orleans Pelicans.

TABLE OF CONTENTS

OWNERSHIP

7	Tom and Gayle Benson
15	Dennis Lauscha
16	Executive Staff

ADMINISTRATION

18-20	Marketing
21-24	Corporate Partnerships, Ticket Sales, Service, & Operations
25-26	Finance
27	Legal

BASKETBALL OPERATIONS

29	Mickey Loomis
30	Dell Demps
31	Alvin Gentry
32	Darren Erman
	Chris Finch
33	Kevin Hanson
	Fred Vinson
	Elvis Valcarcel
34	Jamelle McMillian
	Mike Penberthy
	Brian Ormandy
35	Danny Ferry
	J.J. Polk
	David Booth
36	Shane Kupperman
	Marc Chasanoff
	Dan Purcell
	Bryson Graham
37	Duane Brooks
	Jason Sumerlin
	Michael Ruffin
38	David Jovanovic
	Basketball Operations Staff
39	Basketball Operations Staff

PLAYERS

41-42	Roster
43-44	Alexis Ajinca
45-47	Tony Allen
48-49	Omer Asik
50-51	Ian Clark
52-54	DeMarcus Cousins
55-56	Jordan Crawford
57-58	Dante Cunningham
59-61	Anthony Davis
62-63	Cheick Diallo
64-65	Solomon Hill
66-67	Jrue Holiday
68	Frank Jackson
69-70	Darius Miller
71-72	E'Twaun Moore
73-76	Rajon Rondo
77	Charles Cooke
78	Jalen Jones
79	Cliff Alexander
80	Perry Jones
81-82	Martell Webster

2016-17 SEASON SUMMARY

84	Final Roster & Statistics
85	Game-by-Game Final Results

86	Team Highs and Lows
87	Individual Highs
88	Top Team Performances
	Top Individual Performances
89-91	Miscellaneous Statistics
92	Leadership
	Missed Games

TEAM HISTORY

94	Year-by-Year Coaches/Assts/Execs
95-108	Year-by-Year Statistics
109-122	All-Time Roster
123-130	All-Time Transactions
131	Draft History
	Award Winners
132	All-Star Weekend
133	All-Time Collegiate Roster
134	All-Time Numerical Roster
135	Franchise Firsts
	All-Time Attendance Totals
136-137	All-Time Preseason Results/Records

RECORDS

139-140	Team Highs/Lows
141-142	Opponent Team Highs/Lows
143	Individual Highs
144	Opponent Individual Highs
145	Miscellaneous Records
	All-Time Top Team Performances
	All-Time Top Individual Performances
146	Rookie Highs
	Margins/Leads/Highest Score
147	Top Scoring Performances
	Consecutive Games Records
	Triple-Doubles
	20-Point/20-Rebound Performances
148-149	Year-by-Year Comparisons
	Record When
	Record by
	Year-by-Year Leaders
150	Year-by-Year NBA Rankings
151	Career Leaders
152	Franchise Bests
153-155	Playoff Records
	All-Time Game-by-Game
	Year-by-Year Statistics
156	All-Time Team Highs and Lows
157	All-Time Individual Highs
158	Top Team Performances
159	Top Individual Performances
160	Playoff Leaders

OPPONENTS/NBA

162	Atlanta Hawks
	Boston Celtics
163	Brooklyn Nets
	Charlotte Hornets
164	Chicago Bulls
	Cleveland Cavaliers
165	Dallas Mavericks
	Denver Nuggets

166	Detroit Pistons
	Golden State Warriors
167	Houston Rockets
	Indiana Pacers
168	Los Angeles Clippers
	Los Angeles Lakers
169	Memphis Grizzlies
	Miami Heat
170	Milwaukee Bucks
	Minnesota Timberwolves
171	New York Knicks
	Oklahoma City Thunder
172	Orlando Magic
	Philadelphia 76ers
173	Phoenix Suns
	Portland Trail Blazers
174	Sacramento Kings
	San Antonio Spurs
175	Toronto Raptors
	Utah Jazz
176	Washington Wizards
	2016-17 Standings
177	2016-17 NBA Indiv. Leaders
178	2016-17 NBA Team Indiv. Highs & Lows
179	2016-17 Attendance Totals
	NBA Honor Roll
180	2017 NBA Draft
181-182	All-Time NBA Statistical Leaders
182	All-Time NBA Career Scorers

MEDIA

184	Following the Pelicans/Affiliates
185	Greg Bensel
	Joel Meyers
186	David Wesley
	Jen Hale
187	Sean Kelley
	John DeShazier
188	Daniel Sallerson
	Jim Eichenhofer
	Jordy Spitale
189	Doug Tatum
	Digital Media Staff
190	Matt Ryan
	Will McClaran
	Chris Trahan
	Courtney Funchess
191-93	Media Guidelines & Policies

MISCELLANEOUS

195	Smoothie King Center
196	Ticket Map
	Ochsner Sports Performance Center
197	Logos/Marks
198	Uniforms
199	Court Design
200	NBA Information
	International Offices
201-202	2017-18 NBA G League Directory
202	Pelicans G League Franchise
203	Community Investment
	NBA Cares

GENERAL INFORMATION



5800 Airline Drive
Metairie, LA 70003
(504) 593-4700
www.pelicans.com

2017-18 KEY DATES

October 17	2017-18 Season Tips Off
January 5	10-day Contracts can now be signed
January 10	All Contracts are guaranteed for remainder of the season
February 16-18	2018 NBA All-Star (Los Angeles)
April 11	Last Day of 2017-18 Regular Season
April 14	2018 NBA Playoffs begin
April 22	NBA Draft Early Entry Eligibility Deadline (11:59 p.m. ET)
April 30/May 1	Conference Semifinals begin (possible move up to April 28-29)
May 15-16	Conference Finals begin (possible move-up to May 13-14)
May 31	2018 NBA Finals begin
June 11	NBA Draft Early Entry Withdrawal Deadline (5 p.m. ET)
June 17	The Finals 2018 latest possible date
June 21	2018 NBA Draft

NBA ALIGNMENT

WESTERN CONFERENCE

Northwest Division

Denver Nuggets
Minnesota Timberwolves
Oklahoma City Thunder
Portland Trail Blazers
Utah Jazz

Pacific Division

Golden State Warriors
Los Angeles Clippers
Los Angeles Lakers
Phoenix Suns
Sacramento Kings

Southwest Division

Dallas Mavericks
Houston Rockets
Memphis Grizzlies
New Orleans Pelicans
San Antonio Spurs

EASTERN CONFERENCE

Central Division

Chicago Bulls
Cleveland Cavaliers
Detroit Pistons
Indiana Pacers
Milwaukee Bucks

Southeast Division

Atlanta Hawks
Charlotte Hornets
Miami Heat
Orlando Magic
Washington Wizards

Atlantic Division

Boston Celtics
Brooklyn Nets
New York Knicks
Philadelphia 76ers
Toronto Raptors

STAFF DIRECTORY

EXECUTIVE

Tom Benson.....	Owner
Gayle Benson.....	Executive Officer
Dennis Lauscha.....	President
Greg Bensel.....	Senior Vice President of Communications & Broadcasting
Ben Hales.....	Senior Vice President/Chief Operating Officer
Ed Lang.....	Senior Vice President/Chief Financial Officer
Vicky Neumeyer.....	Senior Vice President/General Counsel
Michael Stanfield.....	Senior Vice President of Sales
Melissa Manwaring.....	Executive Assistant to the Owner
Melissa Hoadley.....	Executive Assistant to the Executive Officer
Jeanne Brown.....	Executive Assistant to the President
Chris Peck.....	Personal Security to Ownership

BASKETBALL OPERATIONS

Mickey Loomis.....	Executive Vice President/ Basketball Operations
Dell Demps.....	Senior Vice President of Basketball Operations/General Manager
Debbie Gallagher.....	Executive Assistant to the EVP/GM
Danny Ferry.....	Special Advisor
Jimmy Polk.....	Executive Director of Basketball Administration
David Booth.....	Director of Player Personnel
Shane Kupperman.....	Director of Basketball Operations
Bryson Graham.....	Director of College Scouting
Marc Chasanoff.....	Coordinator of Pro Player Personnel
Dan Purcell.....	Basketball Operations Manager
Terrance Martin.....	Director of Player Programs
Somak Sarkar.....	Basketball Operations Strategic Analyst
Randy Greenup.....	Director of Team Security

COACHING

Alvin Gentry.....	Head Coach
Darren Erman.....	Associate Head Coach
Chris Finch.....	Assistant Coach
Kevin Hanson.....	Assistant Coach
Jamelle McMillan.....	Assistant Coach
Fred Vinson.....	Assistant Coach
Elvis Valcarcel.....	Assistant Coach
Mike Penberthy.....	Assistant Coach/Player Development Coach
Jason Sumerlin.....	Head Strength Coach
Michael Ruffin.....	Assistant Strength Coach
Jason Brown.....	Assistant Video Coordinator
Brian Ormandy.....	Video Coordinator

ATHLETIC TRAINING

Dr. Misty Suri.....	Director of Medical Services/Head Team Physician
Duane Brooks.....	Head Athletic Trainer
Todd Campbell.....	Assistant Athletic Trainer & Physical Therapist
Jared Lewis.....	Physical Therapist

EQUIPMENT

David Jovanovic.....	Equipment Manager
Kory Johnson.....	Assistant Equipment Manager/ Travel Coordinator

COMMUNICATIONS

Matt Ryan.....	Director of Basketball Communications
Will McClaran.....	Basketball Communications Manager
Chris Trahan.....	Basketball Communications Coordinator
Jordy Spitalo.....	Corporate Communications Coordinator
Courtney Funchess.....	Basketball Communications Intern

BROADCASTING

Daniel Sallerson.....	Radio Broadcasting Manager/Studio Host
Joel Meyers.....	TV Play-by-Play Announcer
David Wesley.....	TV Color Analyst
Sean Kelley.....	Radio Play-by-Play Announcer
John DeShazier.....	Radio Color Analyst

DIGITAL MEDIA

Doug Tatum.....	Executive Director of Digital Media
Alex Restrepo.....	Director of Social Media
Beth Blackburn.....	Digital Marketing Manager
Jim Eichenhofer.....	Publications & New Media Manager
Layne Murdoch.....	Digital Media Video/Photography Manager
Ashley Amoss.....	Videographer
Brendan Hassett.....	Videographer
Caroline Gonzalez.....	Digital Media Coordinator
Kali Edsall.....	Social Media Intern

FINANCE & ACCOUNTING

Diane North.....	Controller
Katelyn Peralut.....	Assistant Controller
Jackie Bruce.....	Accounting Specialist
Austin Roark.....	Staff Accountant

HUMAN RESOURCES

Pat McKinney.....	Executive Director of Human Resources
Mary Vinet.....	Benefits Manager
Alyssa Hadden.....	Human Resources Generalist

INFORMATION TECHNOLOGY

Jeff Huffman.....	Director of Information Technology
Jody Barbier.....	Senior Network and Systems Manager
Kevin Brewer.....	Computer Systems Administrator
Chris Chapital.....	Desktop Support Specialist
Taylor Wegener.....	Desktop Support Specialist

OPERATIONS

Frank Depizzo.....	Senior Director of Operations
Ian Tigchelaar.....	Senior Director of Operations
Tyler Harbison.....	Operations Manager
Max Fernandez.....	Operations Coordinator
Candace Cooper.....	Operations Intern

BUSINESS INTELLIGENCE

Jeff Gosey.....	Senior Director of Business Intelligence
Mike King.....	Business Intelligence Manager
David Favaloro.....	Business Intelligence Analyst
Stephen Neal.....	Business Intelligence Associate

MARKETING & CREATIVE SERVICES

Jessica Richardson	Senior Director of Marketing
Eddie Coe	Senior Graphic Designer
Brennan Scott	Graphic Designer
Keith Claverie	Creative Services Manager
Dan Askin	Email Marketing Specialist
Lauren Amorese	Creative Services Intern

EVENT PRESENTATION

Josh Richardson	Executive Director of Live Programming & Broadcasting
Ashley Deaton	Senior Director of Entertainment Teams
Samantha Carducci	Director of Live Programming & Entertainment
Lindsey Hages	Live Programming & Entertainment Manager
Eddie Johnson	Director of Promotions & Game Day Operations
Alyssa Brosky	Promotions & Game Day Operations Coordinator
Fred Ruckert	Marketing & Broadcast Coordinator
Peter Boraks	Mascot Coordinator
James Crosbie	Director of Video Production
Ben Fallin	Senior Motion Graphics Manager
Shota Hashimoto	Motion Graphics Coordinator
Brendan Ergas	Shooter/Editor
Brandi Broussard	Live Programming & Entertainment Intern
Sumner Gilliam	Motion Graphics Intern
Scott Horvitz	Video Production Intern
Sydney Klavans	Promotions & Game Day Operations Intern
Tramera Lee	Dance Team Intern

COMMUNITY AFFAIRS

Stephen Pate	Executive Director of Community and Governmental Affairs
Julie Borsch	Director of Community Affairs
Michael Ergas	Community Affairs Coordinator

TICKET SALES & SERVICE LEADERSHIP

Bryan Ross	Executive Director of Ticket Sales, Service & Operations
Blake Simon	Director of Service & Retention
Robert Minter	Director of Premium Seating
Ashley Thiedke	Director of Premium Service
Anthony Parilla	Director of New Business Development
Matt Dixon	Manager of Inside Sales
Chris Guidry	Manager of Group Sales
Derrick James	Senior Ticket Operations Manager
Mike Karczewski	Senior Ticket Operations Manager

SEASON TICKET SERVICE & RETENTION

Gena Boudreaux	Season Ticket Account Manager
Corey Garrity	Senior Account Executive
Courtney Gros	Senior Account Executive
Tim Gryzch	Senior Account Executive
Stephanie Harpster	Senior Account Executive
Blake Leonard	Account Executive
Roger Perryman	Account Executive
Mario Scarfalloto	Account Executive
Will Smith	Account Executive

PREMIUM SALES & SERVICE

Kevin Ferguson	Senior Premium Account Manager
Brian Bean	Premium Account Manager
Jon Gibson	Premium Account Executive
Emile Maffei	Premium Account Executive
Adam Begoun	Premium Service Coordinator

GROUP TICKET SALES & SERVICE

Denton Hunter	Senior Group Sales Account Executive
Jesse Nantz	Senior Group Sales Account Executive
Chris Harpster	Group Sales Account Executive
Chase McVay	Group Sales Account Executive
DeAngelo Norris	Group Sales Account Executive
Jordan Thomas	Group Sales Account Executive
Mariana Jerez	Group Service Coordinator
Ricardo Hawkins	Group Service Associate
Megan Martinez	Group Service Associate
Jordan Silverman	Group Service Associate

SEASON TICKET SERVICE & RETENTION

Joe Chavis	Ticket Operations Coordinator
Angel Mata	Ticket Operations Coordinator
Angela Leon	Customer Service Representative
William Barry	Ticket Operations Associate
Jonathan Pick	Ticket Operations Associate

NEW BUSINESS DEVELOPMENT

Kirk Cohen	Account Executive
Zac Cooper	Account Executive
Drew Felsenthal	Account Executive
Joshua Dewey	New Business Account Executive
Neal Patel	New Business Account Executive
David Stern	New Business Account Executive
Scott Ward	New Business Account Executive

CORPORATE PARTNERSHIPS

Matt Webb	Executive Director of Corporate Partnerships
Alex Schulte	Senior Director of Partnership Sales
R.J. Mata	Senior Director of Partnership Development
Chase Atkinson	Director of Corporate Partnership Sales
Erica Bernadas	Senior Manager of Corporate Partnerships
Evan Ashton	Senior Corporate Sales Account Executive
Juan Aguilera	Corporate Sales Account Executive
David Adams	Corporate Partnership Account Executive

Nicole Blum	Director of Partnership Marketing
Jenna Parenton	Director of Partnership Marketing
Emile Moussa	Partnership Marketing Manager
Nina Suleiman	Partnership Marketing Manager
Kaitlin Donahoe	Partnership Marketing Coordinator
Katie Krajcer	Partnership Marketing Coordinator
Eavan Martin	Partnership Marketing Coordinator
Megan Milazzo	Partnership Marketing Coordinator
Virginia Pace	Partnership Marketing Coordinator
Jonathan Pizzo	Partnership Marketing Coordinator
Blair Positerry	Partnership Marketing Coordinator
Stephen Francis	Partnership Marketing Intern
Taylor Johnson	Partnership Marketing Intern

OWNERSHIP





TOM & GAYLE BENSON

Tom and Gayle Benson give the New Orleans Pelicans and Saints their unwavering commitment to operating two model franchises with championship aspirations, while being community leaders in the Gulf South, through extensive investment and involvement.

The 2017-18 NBA season will mark Tom Benson's sixth year of ownership of the Pelicans, while Gayle Benson serves as the Executive Officer for both clubs.

The objectives in Mr. and Mrs. Benson's ownership of the Pelicans are the same as their stewardship of the Saints: to produce a team that will compete for championships every year, while making a significant positive impact in the community. Upon purchasing the

franchise in 2012, a state-of-the-art basketball practice facility was constructed adjacent to the Saints practice fields and the entire Pelicans organization was housed together for the first time in the franchise's history following an expansion of administrative facilities for both teams. Through agreements with the State of Louisiana upon the purchase of the Pelicans, the Smoothie King Center has undergone a complete renovation since the 2012 purchase, featuring a new center-hung HD video scoreboard which debuted in 2015, along with several additional fan upgrades.

Mr. and Mrs. Benson have played an integral role in bringing one of the year's most anticipated sporting events, NBA All-Star Weekend, to New Orleans three times – in 2008, 2014 and 2017 – making New Orleans one of six current NBA markets that has hosted at least three times.

The 2017 NFL season marks the 33rd year of Mr. Benson's ownership of the New Orleans Saints franchise. Under the supervision and guidance of Mr. and Mrs. Benson, the Saints have reached new heights since 2006. This period, featuring the Super Bowl XLIV title, two NFC Championship appearances, three division championships and five playoff berths, combined with a commitment to rebuild and enhance the Gulf South, has embodied the testament and realization of the principles that Mr. Benson first instilled in the Saints organization when he purchased the franchise in 1985.

When Mr. Benson, who owned numerous automotive and banking interests in both the New Orleans area and South Texas, initially became interested in purchasing the club in 1985, he was motivated by the threat of out-of-town investors planning to move the club from New Orleans. He was certainly a fan of the game and the Saints, but the sport had yet to become one of his passions. As one of the area's top businessmen, Mr. Benson recognized the importance of the team to the region and immediately spearheaded the effort to keep the Saints. But unlike others at the time, it wasn't just an emotional plea. He pooled all of his resources, purchased the club in 1985 and preserved the Saints for the team's legion of fans across the area. The once-rampant speculation that the club was moving immediately ceased.

Not surprisingly, success soon followed as the Saints entered the most compelling and memorable period in franchise history under Mr. Benson's leadership after having previously not enjoyed a winning record or a playoff berth. In 1986, in one of his first personnel moves as Owner, he hired Jim Finks as president/general manager and Jim Mora as head coach. In 1987, the Saints broke through with a 12-3 record and hosted their first playoff contest. In its first 17 seasons of existence, the Saints won a total of 73 games. Under Benson's guidance, the franchise exceeded that win total in only eight years by 1992. The Saints reached even greater heights in 2006, when ownership entrusted Executive Vice-President/General Manager Mickey Loomis to hire Sean Payton as head coach and sign free agent quarterback Drew Brees. Since those moves, the franchise has reached its highest point of success, posting a 107-79 overall record over the last 11 years, capped by the Super Bowl XLIV Championship.

The Bensons' commitment to winning and serving the community is an opportunity to reward the team's fans, whose support has reached new heights with the Mercedes-Benz Superdome being sold-out on a season ticket basis for every campaign since 2006, with a waiting list of over 73,000 people. By the end of the 2016 season, the consecutive sellout streak had extended to 111 games.

In addition to the on-field success and the commitment to the community by the Saints, the efforts of ownership have also paid great economic dividends for the city of New Orleans and the surrounding areas. Since Mr. Benson first purchased the team in 1985, the city has hosted five Super Bowls, including Super Bowl XLVII. Mr. Benson has been the driving force behind each campaign to secure the contest, including the most recent successful campaign at the annual league meetings in May, 2009. Each Super Bowl has been an economic windfall, the 2013 game in New Orleans totaling \$480 million, not to mention the exposure and charitable contributions the NFL makes during Super Bowl week that extends for generations. The Bensons are committed to continuing to bring future Super Bowls to New Orleans.

Highly regarded throughout the NFL, Super Bowl bids are only one of many ways which Mr. and Mrs. Benson influence the sport and the League. Mr. Benson has played a key role among NFL owners in many capacities, including serving three stints as Chairman of the Finance Committee, one of the League's most difficult, time-consuming and influential positions, with his most recent term ending in 2013. The assignment is evidence of the respect and esteem in which successive NFL commissioners and his fellow owners hold him.

Possessing the desire to give back to the great game of football, in 2014 Mr. and Mrs. Benson pledged two significant gifts totaling \$11 million to the Pro Football Hall of Fame. \$10 million has been earmarked for the immediate renovation of the Hall's onsite stadium, which hosts the annual enshrinement Ceremony, the NFL Hall of Fame Game, two high school football teams and two college football teams in Canton, Ohio. In his honor, the facility has been renamed "Tom Benson Hall of Fame Stadium." The additional one million dollars is the first donation towards the establishment of the Hall of Fame's Legends Landing program, a mixed-use residence that will include room for Hall of Famers and former NFL Players.

Dedication to the Gulf South are among Mr. and Mrs. Benson's most rewarding endeavors. Since 2005, the Saints have positioned themselves as a leader in the recovery of the region in the wake of Hurricane Katrina. Immediately after the storm, they established the Saints Hurricane Katrina Fund, which raised over one million dollars to benefit worthy causes that helped in the region's recovery. The club was among the first major businesses to return to New Orleans, and in 2006 had a thrilling season where they reached the NFC Championship Game for the first time, becoming an inspiration for a region on the mend. In 2010, the club established the Saints Gulf Coast Renewal Fund, which raised over \$1.5 million through the raffle of a Super Bowl ring and the 2012 raffle of Saints and Pelicans game day experiences. Over one million dollars has been distributed to charities, such as the local chapters of the Second Harvest Food Bank and Catholic Charities to help provide support of those affected by subsequent natural and manmade disasters, including the 2010 Gulf of Mexico oil spill and Hurricane Isaac. The efforts of the organization have continued to lift the community, with the team serving as an economic engine and a pacesetter in philanthropic contributions. In 2008, Mr. Benson was selected by the Volunteers of America as the winner of its annual Good Samaritan Award in Philanthropy in recognition of his work in the wake of Hurricane Katrina. In 2015, he was honored by New Orleans City Business as one of the region's 35 "Driving Forces" for his contributions to the community since Hurricane Katrina.

Under the guidance of Mr. and Mrs. Benson, the Pelicans and Saints are focal points for healing and restoration—annually putting millions in charitable contributions, goods and services back into the entire Gulf South. Their commitment to the region is firm and lasting, with the focus on building a stronger and more unified city. It's a direction that continues to evolve and expand.

The Bensons have helped stimulate the development of the city's Central Business District, directly adjoining the Mercedes-Benz Superdome, starting with the 2009 purchase of the formerly vacant and blighted Dominion Tower and the unoccupied New Orleans Centre. The two important commercial spaces, which were vacant since Katrina struck the Gulf Coast in 2005, have returned that region of the CBD into a more vibrant and viable sector of New Orleans and revitalized an area that was largely ignored for four years following Hurricane Katrina. The newly renovated Benson Tower has served as a boon to this important business corridor, while "Champions Square", which made its debut in 2010 adjacent to the former mall, is continually being developed and enhanced with the ultimate objective of producing a world-class sports and entertainment destination. This economic investment plan, which included 2009 agreements on both a private and public level, has revitalized the Mercedes-Benz Superdome area, and the agreement with the state included a dramatic modernization of the stadium which was completed in 2011. Following the debut

of the renovations, the Saints, under the leadership of Mr. and Mrs. Benson and Mercedes-Benz USA reached a ten-year agreement to rename the facility the "Mercedes-Benz Superdome." The stadium upgrades and rebranding include a legion of new enhancements that have significantly improved the fan experience for all events at the Mercedes-Benz Superdome and kept the building competitive with new facilities across the country, allowing it to continue to host elite events including Super Bowl XLVII, the 2012 NCAA Men's Basketball Championship and the upcoming 2022 Final Four and the College Football Playoff semifinals and championship game. Recognizing the need for the stadium to be consistently upgraded, Mr. and Mrs. Benson have most recently collaborated on a multi-million dollar enhancement project for which they contributed \$25 million, resulting in significant technology-related enhancements to improve the fan experience, headlined by the addition of two state-of-the-art LED video boards that debuted in August, 2016.

Originally constructed in 1996, Mr. and Mrs. Benson are committed to keeping the club's world-class practice facility among the NFL's elite. In 2003, an indoor practice facility and cafeteria were constructed, along with significant upgrades to the team's locker room, training room and weight room. A significant expansion in 2012 and the debut of a fully remodeled locker room in 2017 assure that the Ochsner Sports Performance Center remains at the top level of the league.

Away from the playing field, Mr. and Mrs. Benson continue to work tirelessly to ensure that the Saints' value reaches the entire Gulf South, whether it's through economic investments that enrich the charitable contributions or groundbreaking community efforts. In addition to reaching out by supporting charities, they also recognize that the future of the area's economy depends on keeping major businesses and employers in the Gulf South locally-owned. Several large investments in the city's future by the Bensons are designed to encourage a number of other businesses to follow their example and continue to build the local economy.

In 2014, Mrs. Benson established GMB Racing Stables in 2014 with an initial purchase of seven colts and hiring three veteran trainers, all with Louisiana ties. In 2016, two of the thoroughbreds, Mo Tom and Tom's Ready participated in the Kentucky Derby. This past April, Mr. Benson, a longtime veteran in the automotive dealership industry, purchased Cadillac of New Orleans to add to his roster of local dealerships, which also include Best Chevrolet and Mercedes-Benz of New Orleans. In July of 2017, he completed the purchase of Dixie Beer, a legendary local brand.

In 2008 when Mr. Benson purchased WVUE FOX 8, the station became the only network-affiliated television station in the New Orleans market that wholly locally owned. Following an agreement to sell a majority interest of the station to Raycom in 2017, Mr. Benson leaves the station in much better shape than when he assumed ownership. Since his purchase of the station, which was followed by significant investment in facilities and on-air talent, FOX 8 has received numerous honors for their programming and investigative reporting, including a George Foster Peabody Award, two Dupont Awards and eight national Edward R. Murrow Awards. 2016 and 2017 have marked new highs for FOX 8, with the station capturing the late night news (9 p.m. and 10 p.m.) Nielsen ratings during the crucial May, 2016 and 2017 sweeps periods. In February, 2017, WVUE's morning show captured more viewers than any other newscast in New Orleans. The station was honored with 11 Regional Murrow Awards, including the prestigious Overall Excellence Award, qualifying them to compete national Murrow Awards in the 11 categories.

Mr. Benson's significant contributions in the sports, business and charitable arenas have been recognized by several honors. His accomplishments have been recognized by several honors. His accomplishments have been recognized through his induction into the Louisiana Sports Hall of Fame (2014), the Junior Achievement Business Hall of Fame (New Orleans Chapter-2013), the New Orleans Saints Hall of Fame (2012), the San Antonio Business Hall of Fame (2011), the Texas Business Hall of Fame (2007) and in 2017 receiving the Lifetime Achievement Award from the Louisiana chapter of the Association For Corporate Growth.

Community involvement and giving back are hallmarks of Mr. and Mrs. Benson's ownership of the Pelicans and Saints. The couple has made a positive impact in the community both personally and through both professional sports teams in the areas of the arts, education, faith-based causes, healthcare and military, as well as other deserving causes. Most recently in 2014, Mr. and Mrs. Benson were recognized for their philanthropy by the Anti-Defamation League with the A.I. Botnick Torch of Liberty Award. Mrs. Benson was also recognized by the Girl Scouts of Louisiana East as a Woman of Distinction for her leadership and service to others.

An accomplished business professional who enjoyed a successful 30-year career in the design industry and real estate development, Mrs. Benson has utilized her passion for design to support the arts in New Orleans. Raised in Old Algiers, she directed numerous major design efforts with her clients, including the Mercedes-Benz Superdome, several of the city's most prestigious hotels and local supermarket chains and automobile dealerships. Mrs. Benson was involved in the NOMA (New Orleans Museum of Art) project "Art for Art's Sake" and is a member of the museum's advisory board. Most recently, she served as one of the chairs for NOMA's Odyssey Ball in 2014, which raised over \$700,000—the most in the gala's history. The funds help ensure the museum's ability to present world-class exhibitions, public programs and educational initiatives.

Both products of local schools, Mr. and Mrs. Benson are committed to supporting the area's educational institutions. In recognition of their longstanding support of Catholic education, the couple received the St. Elizabeth Ann Seton Award from the National Catholic Educational Association in 2010. In 2012, they established the Brother Nicholas, S.C. Building Endowment to support Brother Martin High School (formerly St. Aloysius, from where he graduated). In 1986, his alma mater honored Mr. Benson as their Alumnus of the Year. With Mr. Benson having been educated at Loyola University New Orleans, he and his wife made a pledge for the construction of a new Jesuit Center in 2010, contributed to the creation of the Jesuit Social Research Institute in 2008 and he helped fund the first phase of construction of a chemistry wing in 1999. In 2010, Mr. Benson was honored by Loyola University with the school's Integritas Vitae Award, the New Orleans school's highest honor. The award is annually presented to an individual who exemplifies the qualities Loyola seeks to instill in its students. The Bensons have also supported numerous local schools with gifts, including St. Mary's Dominican High School, Jesuit High School and Tulane University. In supporting Tulane's construction of an on-campus stadium, the Green Wave started playing on "Benson Field" in 2014. The Bensons are members of the Paul Tulane Society, recognizing their significant generosity to the school. Mrs. Benson serves on the Board of Directors for Tulane, the University of Incarnate Word and Archbishop Hannan and Dominican High Schools.

Mr. and Mrs. Benson have also made several significant gifts to higher education in San Antonio, Texas. They funded the building of a football stadium located on the University of Incarnate Word Campus, known as Gayle and Tom Benson Field and Benson Fieldhouse, which also services the school's teams. The football squad took to the field for the first time in 2009 and continues to grow and build their foundation with the Bensons' unwavering support. Mr. Benson was inducted into the school's Athletic Hall of Fame in 2013. In addition, Mr. and Mrs. Benson also established an endowment fund at Central Catholic High School in San Antonio that is dedicated to the memory of the late Robert Carter Benson, who graduated from the school in 1962, and donated the school's "Benson Memorial Library."

Longtime advocates of faith-based causes and spirituality, Mr. and Mrs. Benson have been longtime trusted and valued members of the local Catholic community. Mrs. Benson has served on Archbishop's Community Appeal campaigns for four different Archbishops over the course of the past 20 years and has also worked tirelessly with the Archdiocese of New Orleans' Catholic Charities organization and its umbrella agencies. Mrs. Benson has worked closely with Rite of Christian Initiation for Adults programs at both St. Louis Cathedral and Holy Name of Jesus Parish. She serves as a proud member of the Board of Trustees for the Oblate School of Theology, as well as on Equestrian Order of the Holy Sepulchre and is a noted friend of the St. Louis Cathedral Board, also working closely with the Missionary Oblates Partnership and the Sisters of St. Cecilia Congregation Planned Giving Advisory Committee. Mrs. Benson is currently an active member of the "I Will Give You Shepherds" campaign, which plans to renovate the second floor of the historic Notre Dame Seminary in New Orleans.

The support of the Catholic Church by the Bensons has been recognized on numerous occasions. For his humanitarian and philanthropic endeavors that have positively affected the lives of so many individuals and groups, Mr. Benson was honored in 2012 by the Catholic Church with an Oblate Doctor of Humane Letters (to a person who has achieved the human purpose for which Divine Providence Placed Him on Earth) certificate that honors his "realities of the most noble of human endeavors, weighted by criteria arising from the deepest human values." The certificate also honors "excellence in the area of life where excellence makes the most difference," and further cites his "attributes and accomplishments that come closest to what God would be interested in honoring." In 2012, Mr. and Mrs. Benson received from Pope Benedict XVI the Pro Ecclesia et Pontifice award—for outstanding service to the Church and the Pontiff, the highest Papal award

granted to a lay person. Mrs. Benson has received the Medal of the Order of St. Louis Award for her dedication to the Church.

Mr. and Mrs. Benson have also shown their commitment to the health and wellness of the local community with the Gayle and Tom Benson Cancer Center on the main campus of Ochsner Medical Center. The center was built and has since been upgraded following multiple gifts to the area's leading health service network of hospitals and clinics. In addition to serving on the Ochsner board, Mrs. Benson has led 100-plus volunteer committee members in hosting the Moonlight and Miracles event three consecutive times—the organization's annual gala to benefit the Ochsner Cancer Institute. The event has raised over one million dollars annually to benefit cancer patients in the region.

Supporting the efforts of former Saints safety Steve Gleason and his Team Gleason organization which helps provide people with ALS and other debilitating conditions and environment where they can live vital and productive lives with meaningful freedom and independence, Mr. and Mrs. Benson donated five million dollars in 2014 to the Team Gleason House for Innovative Living at the New Orleans St. Margaret's facility.

In 1945, Mr. Benson served in the Navy aboard the U.S.S. South Dakota and has remained particularly close to this branch of the armed forces. He is the only enlisted man to serve on the Board of Trustees of the Pensacola Naval Museum and has been honored with an award from the crew of the submarine U.S.S. Louisiana. In 2007, Mr. Benson was honored by the U.S. Navy Memorial with the Lone Sailor Award, presented to those who exemplify the core values of honor, courage and commitment. In 2009, Benson was presented with the U.S. Army's "Army Strong" Award in recognition for his position in the community while demonstrating leadership and Army Values on a daily basis. A leading advocate for the National World War II Memorial in Washington D.C., Mr. Benson was also a major contributor and past director of The National WWII Museum in New Orleans, with his pledges helping fund the Pacific Exhibit Grand Opening and the Midway Theater. In 2011, he was among five NFL owners honored with an American Spirit Award by the museum for service in the war.

BENSON COMMUNITY SERVICE

Since Tom Benson's purchase of the New Orleans Saints in 1985 and the New Orleans Pelicans in 2012, the clubs' greatest impact has been in the Gulf South community. The charitable involvement of the clubs rank as he and his wife Gayle's largest priority personally. It is Mr. and Mrs. Benson's vision that the Saints and the Pelicans are much more than professional sports teams and, through their leadership, they are committed to giving back and serving a region that has shown incredible support. The Bensons and the clubs' players, coaches and staff are leaders when it comes to volunteerism, involvement, donations and charitable outreach.

As dedicated corporate citizens, the Saints and the Pelicans annually put millions of dollars back into the community in financial support, in-kind donations, charitable appearances and the donations of goods and services—not to mention the club's critical role in economic development and impact.

The Bensons have been honored repeatedly for the support and care of charitable and civic causes, including the Volunteers of America selecting Mr. Benson as the winner of the annual Good Samaritan Award in Philanthropy in 2008. In 2010, he was awarded Loyola University of New Orleans' highest honor as the recipient of the *Integritas Vitae* Award, given to an individual who exemplifies a commitment to community service. In 2014, Mrs. Benson was recognized by the Girl Scouts of Louisiana East as a Woman of Distinction for her leadership and service to others. In 2010, both Mr. and Mrs. Benson received the St. Elizabeth Ann Seton Award, which is dedicated to those who have served the National Catholic Education Association through personal or professional philanthropy that has positively impacted Catholic education in the nation. In 2012, they received from Pope Benedict XVI the *Pro Ecclesia et Pontifice* Award for outstanding service to the Catholic Church and the Pontiff, the highest Papal award granted to a lay person.

Through the leadership of the Bensons, the Saints raised over \$2.5 million for community causes through the Saints Hurricane Katrina and Gulf Coast Renewal funds. Annually, both clubs have also partnered with local youth-oriented charities such as the, the Boys & Girls Clubs, Special Olympics, Boy and Girl Scouts

of America and the United Way to reach as many children as possible. Both teams encourage the health and wellness of children in the Gulf South through Junior Training Camp programs that create fun and memorable football and basketball experiences while promoting physical fitness and the importance of daily exercise routines.

Over 45 foundations and agencies receive monetary donations from the Saints and Pelicans each year – organizations as diverse as Make-A-Wish Foundation, the American Heart Association, the United Negro College Fund, Habitat For Humanity, the New Orleans Police and Justice Foundation, the Second Harvest Food Bank, Catholic Charities and Team Gleason.

The Bensons have made the Pelicans community leaders in the specific areas of battling coastal erosion and the loss of the Gulf South's wetlands. The Pelicans and Audubon Nature Institute are focused on education, as they have executed an outreach program that visits schools and festivals with Audubon's Wetlands Express and AquaVan to give students the opportunity to learn about coastal restoration in a fun and engaging manner. Each year the Pelicans host a charity gala – Toast for the Coast – to raise funds to protect the Gulf Coast.

In addition to consistently supporting local charities, the Bensons have also been a leading advocate for New Orleans and the Gulf South by lending their support in attracting new events to the city, and the club have worked in conjunction with the Greater New Orleans Sports Foundation and other local entities to bid and receive events such as the 2012 NCAA Men's Final Four Basketball Championship, the 2013 Women's Final Four and the 2014 and 2017 NBA All-Star Games. New Orleans' leading advocate of the successful bid to host Super Bowl XLVII, the Bensons remain committed to work on behalf of the city to land future Super Bowls, because of the financial impact and positive global exposure they are able to shed on the city and the state.



Among the numerous organizations and causes they support, Mr. and Mrs. Benson have shown their commitment to the health and wellness of the local community with gifts to build and further enhance the Gayle and Tom Benson Cancer Center on the Ochsner Medical Center Campus.

BENSON MILESTONES

1985: Ownership of the Saints officially transferred to Tom Benson on May 31 and he becomes managing general partner of the club.

1986: The Benson influence begins as the owner puts his management team in charge of the franchise, hiring Jim Finks as president/general manager and Jim Mora as head coach.

1987: The Saints post a franchise-best 12-3 record—including victories in the final nine contests—and make the playoffs for the first time.

1988: The Saints finish 10-6, posting a double-digit victory total again and achieving consecutive winning seasons for the first time.

1989: Mr. Benson appointed Chairman of the league's most influential group, the NFL Finance Committee, a position he kept for three separate stints, before most recently stepping down in 2013.

1990: After winning six of their last nine games, the Saints earn their second playoff appearance by finishing second in the NFC West.

1991: New Orleans clinched its first division championship with an 11-5 record and capture the NFC West.

1992: The Saints post a 12-4 record and host a playoff game for the second-straight year. Mr. Benson assumes sole ownership of the club.

1993: The Saints finish second in the NFC West, with the club recording its seventh-straight non-losing season.

1996: Marking a first for the organization, the coaches, players and staff are housed under one roof with the opening of the team's state-of-the-art facility in Metairie.

2000: New Orleans wins the NFC West with a 10-6 record. The Saints win their first playoff game, a 31-28 thriller over St. Louis in the Superdome.

2002: The city hosts its fourth Super Bowl during Mr. Benson's tenure as owner. Mr. Benson promotes Mickey Loomis to general manager of football operations.

2003: Mr. Benson again appointed Chairman of the Finance Committee; Construction of new indoor practice facility and other improvements are finished before training camp, as the club holds camp in Metairie for the first time in franchise history.

2005: After Hurricane Katrina ravaged the Gulf South on the verge of the NFL's opening weekend, Benson was forced to move the club's entire operation. Under his leadership, the Saints were able to continue the season, including holding four games in Baton Rouge. The club established the Hurricane Katrina Relief Fund, raising over \$1 million.

2006: The team returns to Louisiana, with Mr. Benson positioning the club as an emblem of the state's resolve and determination in rebuilding. The Saints—selling out on a season-ticket basis for the first time—win the NFC South title under the guidance of new head coach Sean Payton and the spark of free agent acquisition Drew Brees, finishing at 10-6. The victory total included a memorable, 23-3 win over Atlanta in the reopening of the Superdome. The team advanced to the NFC Championship for the first time in franchise history. Payton and Loomis were consensus choices for the NFL Coach of the Year and NFL Executive of the Year awards respectively.

2008: Mr. Benson purchases WVUE, making FOX-8 the only network-affiliated television station in the New Orleans market that is wholly locally owned. The Saints defeat the San Diego Chargers at London's Wembley Stadium, playing in their first regular season game outside the United States.



2009: In what Mr. Benson considers part of his legacy in Louisiana, the New Orleans native reaches an agreement with the state through 2025 that will create a new Sports Development District downtown, including a completely renovated Mercedes-Benz Superdome. The Benson family purchased and redeveloped two properties—each adjacent to the Superdome—an economic windfall for the region without any new taxes. New Orleans is selected by the NFL to host Super Bowl XLVII, to be played on February 3, 2013, with Mr. Benson serving as the city's leading advocate in the campaign. It is the fifth time New Orleans will host the Super Bowl since he's owned the club. On the field, the Saints enjoy their most successful season in franchise history. New Orleans sets a club record for victories with a 13-3 regular season, capturing the NFC South title. The Saints then hosted the NFC Championship game for the first time and advance to their first Super Bowl with a 31-28 overtime victory over the Minnesota Vikings on January 24, 2010. New Orleans then defeated the Indianapolis Colts, 31-17, on February 7, 2010, in Super Bowl XLIV at Sun Life Stadium in South Florida to give the Saints their first-ever NFL title.

2010: Sparked by a six game winning streak, the Saints finish 11-5 and qualify for the playoffs, making back-to-back postseason appearances for the first time since 1992.

2011: The club's completely renovated stadium makes its debut as the Mercedes-Benz Superdome, following a 10-year naming rights and sponsorship agreement with the automaker. The Saints enjoy an eight-game winning streak to end the regular season and finish 13-3, capturing their second NFC South title in three seasons. The team sets the NFL single-season record for total net yardage, while Brees and RB Darren Sproles set the NFL's single-season passing yardage and all-purpose yardage records.

2012: Continuing his longstanding commitment to the Gulf South region and the City of New Orleans, Mr. Benson agrees to purchase the National Basketball Association's New Orleans Pelicans. The Saints practice facility undergoes a multimillion dollar renovation and expansion, which will house both the NFL and NBA clubs under one roof. Brees sets an NFL record that stood since 1960, as he threw a touchdown pass in 54 consecutive games.

2013: The city of New Orleans hosts Super Bowl XLVII on February 3, the 10th time the Crescent City has hosted the league's championship game (tied for first with South Florida) and the fifth time during Mr. Benson's ownership tenure.

2014: The Pelicans make their debut under the team's new namesake on Wednesday, Oct. 30 at Opening Night against the Indiana Pacers. New Orleans and the Pelicans hosts the 2014 NBA All-Star festivities from Feb. 14-16 for the second time in six years. For the first time in its history, the home of New Orleans' NBA team has naming rights as the New Orleans Arena becomes the Smoothie King Center as the locally-born company makes the ultimate commitment to the city.

2015: The Pelicans make the postseason for the first time under Mr. Benson's ownership. The team finishes the regular season 45-37, marking both the first winning season and playoff appearance since the 2010-11 season. The postseason run is the first under the new Pelicans identity.

2017: New Orleans hosts NBA All-Star Weekend for the second time under Mr. Benson's ownership, and the third time overall, making the Crescent City one of just six current NBA markets that have hosted the event three times. Pelicans forward Anthony Davis is named a starter for the Western Conference and earns MVP honors of the NBA All-Star Game, scoring an All-Star Game record 52 points. On July 26, the New Orleans Pelicans and Saints announce a multi-year agreement with Ochsner Health System to re-name the campus on Airline Drive the Ochsner Sports Performance Center.



DENNIS LAUSCHA

PRESIDENT

Dennis Lauscha, who was named president of the Pelicans in 2012, oversees the club's financial operations, government affairs, its marketing, ticket and suite sales, legal, stadium, community affairs, human resources, information technology and facilities departments. He has also served as president of the New Orleans Saints since 2012. He is a representative for both clubs at NFL and NBA Owner's Meetings.

With his 2012 promotion with both clubs capping a steady rise through the executive ranks of the Saints, Lauscha first joined the club as treasurer in 1998 and later earned the additional titles of vice president, senior vice president and executive vice president. In

addition to his duties with the Saints and Pelicans, the New Orleans native maintains multiple roles within other holdings of Tom and Gayle Benson, maintaining a role in the management of automotive dealership holdings, Zelia, LLC, GMB Racing, and Dixie Beer.

Lauscha's collaborative style, financial acumen and long-term view has played a key role as a member of a contingent that has negotiated agreements for both the Saints and Pelicans with the state of Louisiana that has resulted in long-term lease agreements, continuous improvements to their playing and practice facilities, revitalization of the areas around them and generated revenue for the state without any new taxes for citizens.

In 2009, Lauscha helped negotiate the partnership with the Louisiana Governor that continues the Saints' commitment to the state through 2025. The deal included Mr. Benson purchasing and redeveloping the former New Orleans Centre, which has been transformed into Champions Square and the Benson Tower property adjacent to the Mercedes-Benz Superdome, with the stadium itself undergoing extensive renovations and improvements. Since playing a key role in Mr. Benson's purchase of the Pelicans in 2012, Lauscha has helped broker agreements with the state to upgrade the team's playing and practice facilities. Following successful negotiations, the Pelicans are committed to the state through 2024 and the Smoothie King Center has undergone \$50 million in renovations and improvements.

In 2015, Lauscha helped negotiate an agreement with the state that resulted in \$40 million in enhancements for fans of both clubs. The Mercedes-Benz Superdome debuted new state-of-the-art video boards in 2016 in addition to renovated suites and other fan amenities, while a new center-hung HD video scoreboard was installed in the Smoothie King Center for the 2015-16 Pelicans season. Lauscha has also played a key role in finalizing 2011 and 2014 ground-breaking naming rights and sponsorship agreements for both teams' playing facilities with Mercedes-Benz USA and Smoothie King.

Lauscha was instrumental in the 2003 expansion of the Saints training facility. He later oversaw a renovation and expansion of the facilities and administrative offices for the Saints and Pelicans from 2012-13, while directing the construction of a basketball practice facility. The clubs are now housed on the same site, featuring some of the top facilities in professional sports. In July of 2017, Lauscha played a key role in the facilitation of a multi-year naming rights agreement for the entire campus on Airline Drive, renaming it the Ochsner Sports Performance Center.

Lauscha is committed to help attract major sporting events to New Orleans. He's a key member of the team that actively pursues future Super Bowls and NCAA Basketball Final Four Championships for New Orleans - and was instrumental in landing Super Bowl XLVII. Following Mr. Benson's 2012 purchase of the Pelicans, the city has hosted NBA All-Star Games in 2014 and 2017.

In 2008, Lauscha was also a primary member of the negotiating team during the purchase of WVUE FOX 8 and its subsequent relationship with Raycom Media. Prior to an agreement to sell a majority interest to

Raycom in 2017, Lauscha helped steward the station's growth in the Nielsen ratings in the New Orleans market. Since the purchase of the station, which was followed by significant investment in facilities and on-air talent, FOX 8 has received numerous honors for their programming and investigative reporting, including a George Foster Peabody Award, two Dupont Awards and eight national Edward R. Murrow Awards. 2016 and 2017 have marked new highs for FOX 8, with the station capturing the late night news (9 p.m. and 10 p.m.) Nielsen ratings during the crucial May, 2016 and 2017 sweeps periods. In February, 2017, WVUE's morning show captured more viewers than any other newscast in New Orleans. The station was honored with 11 Regional Murrow Awards, including the prestigious Overall Excellence Award, qualifying them to compete national Murrow Awards in the 11 categories.

Active throughout both sports and the community, Lauscha currently serves as a member of the NBA's Team Advisory Council of Presidents and Team CBA Advisory Committee, the NFL's Ticketing Strategy Working Group, the Stuart Hall School Board of Trustees and on the New Orleans Museum of Art Board. Lauscha has completed terms as board president of the Preservation Resource Center, president of the regional chapter of the Boy Scouts of America and as a member of New Orleans Mayor Mitch Landrieu's Blight Transition New Orleans Task Force, the Super Bowl XLVII Host Committee, the NBA All-Star Game Host Committee, the NCAA Final Four Host Committee and the Loyola University New Orleans School of Business Visiting Committee.

His dealings with the teams, state officials and local organizations have provided an opportunity for community involvement. His professional and charitable work was recognized by New Orleans CityBusiness, when Lauscha was selected as one of the 40 Most Influential Members of the Community. The honor is bestowed on those who are laying the groundwork for a better city. In 2010, he was named the Alumnus of the Year by Loyola's College of Business and was named to the 2010 Class of Role Models by the Young Leadership Council. He was honored by the Allstate Sugar Bowl Chapter of the National Football Foundation/College Football Hall of Fame with its 2014 Distinguished American Award. In 2015, Lauscha gave the commencement address to the graduates of the University of New Orleans.

After graduating from Jesuit High School, Lauscha graduated from the University of Alabama with a bachelor's degree in business. He has also received a master's of business administration from Loyola University in New Orleans and is a licensed Certified Public Accountant. He has also completed the NFL Managers Program at Stanford University's Executive Education Graduate School of Business. Prior to joining the Saints, Lauscha worked as the club's auditor for four years while working for a national accounting firm.

EXECUTIVE STAFF



MELISSA MANWARING
Executive Assistant
to the Owner



MELISSA HOADLEY
Executive Assistant
to the Executive Officer



CHRIS PECK
Personal Security
to Ownership



JEANNE BROWN
Executive Assistant
to the President

ADMINISTRATION





BEN HALES

SR. VICE PRESIDENT/CHIEF OPERATING OFFICER

Ben Hales was named Chief Operating Officer of the New Orleans Pelicans and Saints in August of 2017 after previously serving as senior vice president of marketing and business development for both organizations since 2012. Hales, who enters his sixth season and the Pelicans and 18th with the Saints, will continue to lead Community Relations, Youth Programs and Operations departments, as well as oversee other business ventures for Tom Benson.

Previously, Hales directed the Pelicans' and Saints' marketing and creative efforts, as well as event presentation.

Hales was instrumental in the Pelicans' re-branding efforts during the 2012-13 season, helping to first conceptualize the look to represent the Pelicans namesake and leading the planning for the official announcement in January 2013.

In 2011, Hales finalized a ground-breaking ten-year naming rights deal for the stadium with Mercedes-Benz. Throughout his tenure, he has helped create and implement a variety of innovative opportunities for local and national partners to build relationships with the club, including the development of Patron Saints Partners, a premium sponsorship program. Under his direction the club has added a sponsorship and fulfillment department, to ensure corporate partners receive the highest level of service.

The Saints have continued to increase the number and variety of television and radio programs after Hales assumed the role of the club's primary programming negotiator. In addition to three weekly in-season television programs, the Saints now produce numerous specials that have aired on three different local television stations throughout each season.

In 2006, the Saints achieved the first season ticket sellout in team history, a feat the team has equaled each season since then. The club was named the 2006 Marketer of the Year by the American Marketing Association's New Orleans regional chapter and also received the 2007 MAX Award for its 2006 "Winning Is An Attitude" advertising campaign.

Hales joined the Saints in 2000 as a corporate sales account executive. In 2001, he was promoted to corporate sales and broadcasting manager before becoming a director the following year and assuming the responsibilities of business and marketing operations.

Prior to joining the Saints, Hales worked in television advertising in the New Orleans market. In addition to his community efforts on behalf of the team, Hales is a member of the board of directors of GNO, Inc., and the People's Health Champions Selection Committee while also serving on the Super Bowl Bid Executive Committee and the NCAA Final Four Committee. Hales has also recently served on the Super Bowl XLVII Host Committee and NBA All-Star Host Committee.

In 2013, Hales was honored as a Young Leadership Council (YLC) Role Model and was named as one of The Gambit's 40 under 40 in 2012.

A native of New Orleans and a longtime Saints terrace and plaza level season ticket holder before joining the club, Hales earned a degree in English from the University of Mississippi in 1996.

EVENT PRESENTATION



JOSH RICHARDSON
Executive Director of Live
Programming and Broadcasting



ASHLEY DEATON
Senior Director of
Entertainment Teams



SAMANTHA CARDUCCI
Director of Live Programming
and Entertainment



LINDSEY HAGES
Live Programming and
Entertainment Manager



EDDIE JOHNSON
Promotions and Game Day
Operations Director



ALYSSA BROSKY
Promotions and Game Day
Operations Coordinator



FRED RUCKERT
Marketing & Broadcast
Coordinator



PETER BORAKS
Mascot Coordinator



JAMES CROSBIE
Director of Video Production



BEN FALLIN
Senior Motion
Graphics Manager



SHOTA HASHIMOTO
Motion Graphics Coordinator



BRENDAN ERGAS
Shooter/Editor



BRANDI BROUSSARD
Live Programming and
Entertainment Intern



SUMNER GILLIAM
Motion Graphics Intern



SCOTT HORVITZ
Video Production Intern



SYDNEY KLAVANS
Promotions and Game Day
Operations Intern



TRAMERA LEE
Dance Team Intern

COMMUNITY AFFAIRS



STEPHEN PATE
Executive Director of Community
and Governmental Affairs



JULIE BORSCH
Director of Community Affairs



MICHAEL ERGAS
Community Affairs
Coordinator

MARKETING AND CREATIVE SERVICES



JESSICA RICHARDSON
Senior Director of Marketing



EDDIE COE
Senior Graphic Designer



BRENNAN SCOTT
Graphic Designer



DAN ASKIN
Email Marketing Specialist



KEITH CLAVERIE
Creative Services Manager



LAUREN ARMORESE
Creative Services Intern

OPERATIONS



FRANK DEPIZZO
Senior Director
of Operations



IAN TIGCHELAAR
Senior Director
of Operations



TYLER HARBISON
Operations Manager



MAX FERNANDEZ
Operations Coordinator



CANDACE COOPER
Operations Intern



MICHAEL STANFIELD

SENIOR VICE PRESIDENT OF SALES

Michael Stanfield was named Senior Vice President of Sales for the New Orleans Saints and New Orleans Pelicans in June, 2012. He oversees all consumer and corporate sales efforts for both clubs.

Entering his 18th season with the Saints and sixth with the Pelicans, Stanfield is responsible for all of the club's sales efforts – directing the sale of season and group tickets and corporate partnerships, developing sales executives to the next level in their field, supervising the lease of the Mercedes-Benz Superdome and Smoothie King Center luxury suites, managing food and beverage for both facilities, overseeing the sale of all team merchandise as well as maintaining the clubs' high standards of customer service and retention.

Since taking over leadership of the Pelicans' ticket sales and merchandising efforts, the organization has seen an increase in season-ticket sales and merchandise sales that were the second-biggest growth in the NBA in 2013, followed by additional significant increases.

Under his direction, the Saints have surpassed the majority of the club's ticket sales milestones, including selling out on a season-ticket basis for the first time in franchise history in 2006 – a feat that has reached 11-straight seasons. In addition, the club has leased every Superdome suite since the beginning of the 2008 campaign. Saints official merchandise has grown annually into one of the NFL's top sellers. Stanfield also supervises the ticket, suite sales and box office personnel on a daily basis, in addition to serving as the food and beverage service liaison with the Mercedes-Benz Superdome.

Since Stanfield's arrival in 2000, the Saints have sold out every contest in the Mercedes-Benz Superdome but one. Prior to the 2006 season, an innovative season-ticket marketing program fueled the rise of filling the stadium on a season-ticket basis. Fans on all economic levels were reached in an effort to retain existing accounts while cultivating new ones, and those efforts built a waiting list that has continued to grow for season tickets for the first time in franchise history. In 2014, the team established a single-season regular season attendance record for games played at the Mercedes-Benz Superdome with 584,900 fans attending Saints games.

Stanfield has also helped oversee the institution of a direct mail and email database to generate ticket sales and excitement surrounding the club and initiated other creative promotional campaigns by using the club's ever-expanding social and new media platforms. The Saints have also been recognized as one of the top organizations in professional sports for their customer service initiatives and outreach programs, including being named the top professional sports organization by ESPN The Magazine in June, 2010.

In 2007, Stanfield completed the Stanford Business School's Executive Education NFL-Stanford Program for Managers, an educational program and honor known league-wide as an important training ground for promising executives.

In prior work experience, Stanfield was served as director of ticket sales for the Detroit Tigers in 1998 where the Major League Baseball club achieved a then-club record for ticket revenue over a two-year span. He previously served as the director of ticket sales for the International Hockey League's Detroit Vipers in 1997. He was a member of the ticket sales staff for the Florida Marlins expansion franchise in 1993.

Stanfield is on the Board of Directors for the Jefferson Chamber, and served a member of the Super Bowl XLVII Host Committee and the Executive Host Committee for the 2014 and 2017 NBA All-Star Games. He is currently serving as a participant in the Jefferson Leadership Class of Eight, whose mission is to develop a diverse network of dedicated business and community leaders with the capacity to improve the quality of life for all citizens in Jefferson Parish and the Greater New Orleans region. Stanfield is a graduate of St. Leo University (Fla.). A sports industry public speaker, Stanfield has given presentations at many national events. He is also an active speaker at numerous youth foundations and professional groups throughout the Gulf South.

CORPORATE PARTNERSHIP SALES



MATT WEBB
Executive Director of
Corporate Partnership Sales



ALEX SCHULTE
Senior Director of
Partnership Sales



R.J. MATA
Senior Director of
Partnership Development



CHASE ATKINSON
Director of Corporate
Sponsorship Sales



ERICA BERNADAS
Senior Manager of
Corporate Partnerships



EVAN ASHTON
Senior Corporate Sales
Account Executive



JUAN AGUILERA
Corporate Sales
Account Executive



DAVID ADAMS
Corporate Partnership
Account Executive

PARTNERSHIP MARKETING



NICOLE BLUM
Director of Partnership
Marketing



JENNA ROMIG PARENTON
Director of Partnership
Marketing



EMILE MOUSSA
Partnership Marketing
Manager



NINA SULEIMAN
Partnership Marketing
Manager



KAITLIN DONAHOE
Partnership Marketing
Coordinator



KATIE KRAJCKER
Partnership Marketing
Coordinator



EAVAN MARTIN
Partnership Marketing
Coordinator



MEGAN MILAZZO
Partnership Marketing
Coordinator



VIRGINIA PACE
Partnership Marketing
Coordinator



JONATHAN PIZZO
Partnership Marketing
Coordinator



BLAIR POSITERRY
Creative Services
Coordinator



STEPHEN FRANCIS
Partnership Marketing
Intern



TAYLOR JOHNSON
Partnership Marketing
Intern

TICKET SALES AND SERVICE LEADERSHIP



BRYAN ROSS
Executive Director of
Ticket Sales and Service



BLAKE SIMON
Director of Service
and Retention



ROBERT MINTER
Director of
Premium Seating



ASHLEY THIEDKE
Director of
Premium Service



ANTHONY PARILLA
Director of New
Business Development



DERRICK JAMES
Senior Ticket
Operations Manager



MIKE KARCZEWSKI
Senior Ticket
Operations Manager



MATT DIXON
Inside Sales Manager



CHRIS GUIDRY
Manager of Group Sales

SEASON TICKET SERVICE AND RETENTION



GENA BOUDREAU
Senior Account
Manager



COREY GARRITY
Senior Account
Executive



COURTNEY GROS
Senior Account
Executive



TIM GRZYCH
Senior Account
Executive



STEPHANIE HARPSTER
Senior Account
Executive



BLAKE LEONARD
Account Executive



ROGER PERRYMAN
Account Executive



MARIO SCARFALLOTO
Account Executive



WILL SMITH
Account Executive

PREMIUM SALES AND SERVICE



KEVIN FERGUSON
Senior Premium
Account Manager



BRIAN BEAN
Premium Account
Manager



JON GIBSON
Premium Account
Executive



EMILE MAFFEI
Premium Account
Executive



ADAM BEGOUN
Premium Service
Coordinator

GROUP TICKET SALES



DENTON HUNTER
Senior Group Sales
Account Executive



JESSE NANTZ
Senior Group Sales
Account Executive



CHRIS HARPSTER
Group Sales Account
Executive



CHASE MCVAY
Group Sales Account
Executive



DEANGELO NORRIS
Group Sales Account
Executive



JORDAN THOMAS
Group Sales Account
Executive



MARIANA JEREZ
Group Service
Coordinator



RICARDO HAWKINS
Group Service
Associate



MEGAN MARTINEZ
Group Service
Associate



JORDAN SILVERMAN
Group Service
Associate

TICKET OPERATIONS



ANGELA LEON
Customer Service
Representative



JOE CHAVIS
Ticket Operations
Coordinator



ANGEL MATA
Ticket Operations
Coordinator



WILLIAM BARRY
Ticket Operations
Associate



JONATHAN PICK
Ticket Operations
Associate

NEW BUSINESS DEVELOPMENT



KIRK COHEN
Account Executive



ZAC COOPER
Account Executive



DREW FELSENTHAL
Account Executive



JOSHUA DEWEY
New Business
Account Executive



NEAL PATEL
New Business
Account Executive



DAVID STERN
New Business
Account Executive



SCOTT WARD
New Business
Account Executive



ED LANG

SENIOR VICE PRESIDENT/CHIEF FINANCIAL OFFICER

Ed Lang was named senior vice president/chief financial officer for the New Orleans Saints and New Orleans Pelicans in June, 2012.

Entering his sixth year with the Saints and seventh with the Pelicans, Lang maintains the financial operations for both clubs, is the principal liaison with all vendors that service them and also oversees several administrative and operations departments. He supervises the human resources, information technology and facilities and grounds departments for both clubs. Lang also has served as the primary contact for the NBA in related matters to his responsibilities since first being named CFO of the Pelicans franchise in 2011.

The Cincinnati, Ohio native came to New Orleans following 13 years with the NHL's Nashville Predators in several different leadership capacities. For his final three years with the club he served as the organization's president of business operations after the successful sale of the team to a new ownership group. Lang, who was with the franchise at its inception, began as the organization's vice president/CFO and was named executive vice president of finance and administration/CFO in 2005.

Instrumental in assisting the club's founder Craig Leipold in securing the expansion franchise that became the Predators in 1997, Lang was one of the club's first employees, playing an important role in creating the organization's structure and establishing its business operations. He was in charge of all aspects of the Predators operations outside of hockey, including Bridgestone Arena operations and development of the club's long-term plans and goals. He was responsible for the franchise's business operations, which included ticket operations and sales, sponsorship sales, broadcasting, marketing, communications and development, administration and finances.

Prior to joining the Predators, Lang worked for S.C. Johnson and Son in Racine, Wisc. for 12 years. He served in a variety of business and financial capacities, including venture manager for the office of the chairman, financial support manager, North America professional markets; and financial project manager, corporate financial analysis.

In March of 2006, Lang was elected to the board of directors for Johnson Outdoors, a leading global outdoor recreation company. The company designs, manufactures and markets a portfolio of winning, consumer-preferred brands across four categories: fishing, diving, watercraft and camping.

After moving to Nashville in 1997, Lang became very active in the Middle Tennessee community. He served as Chairman of Nashville's Adventure Science Center in 2008-10, and as a member on numerous boards including the Nashville Convention and Visitors Bureau, the Nashville Downtown Partnership, Make-A-Wish Foundation of Middle Tennessee and the Nashville Predators Foundation. In 2011, Lang was appointed to the Loyola University New Orleans School of Business Visiting Committee. Lang was also appointed to the Southeast Louisiana Boy Scouts of America board in 2015.

A 1985 Indiana University graduate with a B.S. in finance, Lang received his MBA from Marquette University in 1992. He is an outdoor enthusiast and has competed in numerous triathlons, marathons and cycling events. He also enjoys skiing and mountain climbing.

ACCOUNTING



DIANE NORTH
Controller



KATELYN PERAULT
Assistant Controller



JACKIE BRUCE
Accounting Specialist



AUSTIN ROARK
Staff Accountant

INFORMATION TECHNOLOGY



JEFF HUFFMAN
Director of Information
Technology



JODY BARBIER
Senior Network
and Systems Manager



KEVIN BREWER
Computer Systems
Administrator



CHRIS CHAPITAL
Desktop Support
Specialist



TAYLOR WEGENER
Desktop Support
Specialist

HUMAN RESOURCES



PAT MCKINNEY
Executive Director of
Human Resources



MARY VINET
Benefits Manager



ALYSSA HADDEN
Human Resources
Generalist

BUSINESS INTELLIGENCE



JEFF GOSEY
Senior Director of
Business Intelligence



MIKE KING
Business Intelligence
Manager



DAVID FAVALORO
Business Intelligence
Analyst



STEPHEN NEAL
Business Intelligence
Associate



VICKY NEUMEYER

SENIOR VICE PRESIDENT/GENERAL COUNSEL

Vicky Neumeyer was named senior vice president/general counsel of the New Orleans Pelicans, in addition to serving in the same position for the New Orleans Saints, in June, 2012, overseeing all legal aspects of both franchises.

Providing comprehensive legal consultation and services to the clubs' executive staff and assuring compliance in all of the organizations' business endeavors, Neumeyer has been a key member of the Saints' front office since joining the club in 2000 and was promoted to vice president/general counsel in 2006.

A member of the Louisiana and federal bar associations, prior to joining the Saints, Neumeyer spent over five years as an in-house corporate litigation attorney for Exxon. Previously she served as a judicial clerk for the Supreme Court of Louisiana and was in private practice as a consultant to major corporate clients and law firms.

In 2004, Neumeyer was selected by the Saints to attend the Stanford Business School's Executive Education NFL-Stanford Program for Managers, an educational program and honor known league-wide as an important training ground for promising executives. She has also been invited to speak at several venues, including Harvard Law School, The Sports Lawyer's Association annual conferences, American Bar Association programs, Tulane Law School, and Loyola Law School. She sits on the boards of the Make-A-Wish Foundation (Texas Gulf Coast and Louisiana), the New Orleans Center for Creative Arts and the Sports Lawyers' Association, and is actively involved with the Girl Scouts of Southeast Louisiana.

After completing her undergraduate work Summa Cum Laude at the University of Wisconsin, Neumeyer earned a Master of Science Degree in Audiology at the school. She graduated with honors from Loyola Law School and attained a Master of Law with Distinction with a dual emphasis in Intellectual Property Law and Sports Law from Tulane School of Law.



MATT SHARPE

Staff Attorney

BASKETBALL
OPERATIONS





MICKEY LOOMIS

EXECUTIVE VICE PRESIDENT/BASKETBALL OPERATIONS

Entering his sixth season, Mickey Loomis was appointed the Executive Vice President of Pelicans Basketball Operations in 2012. Additionally, Loomis serves as the Executive Vice President and General Manager of the New Orleans Saints, where he oversees the organization's entire football operations.

Loomis, entering his 16th season in his current position and 18th with the Saints, is a veteran of 33 years in the NFL. During his time in New Orleans, he has been honored with the most prestigious awards presented to a league executive, yet the most satisfying achievement of Loomis' career has come in helping mold a roster that has produced many of the franchise's finest moments over the last 11 seasons, including the Super Bowl XLIV championship.

Loomis was promoted to general manager in 2002 and earned the additional title of executive vice president later that year. The departments under his direction include coaching, player personnel and scouting, salary cap management, contract negotiations, athletic training, equipment, video and communications.

In 2006 - after being the key figure in the hiring of Sean Payton, the signing of Drew Brees and essentially rebuilding a team that would advance to the NFC Championship - Loomis was voted the NFL Executive of the Year by Pro Football Weekly/Pro Football Writers of America. He was also honored by the Sporting News as the George Young Executive of the Year, an award voted on annually by NFL front-office executives and owners.

Loomis has continued to build on the success of 2006, highlighted by five postseason appearances, three division titles and the Super Bowl victory. Over the past 11 years, he has brought aboard a collection of players who have played a key role in New Orleans posting a 107-79 overall record through a combination of the draft, free agency and trades. He's also presided over the club's ability to retain their core players, re-signing several significant contributors to long-term contracts.

While his responsibilities have grown during his tenure with the Saints, Loomis has been a key figure in the highest management circle of the organization since arriving in 2000. Loomis joined the club as director of football administration, a post he held until 2002, handling contract negotiations, managing the salary cap and coordinating different areas of the football operations.

In 2005, Loomis helped steer the club through unprecedented challenges for an NFL team. He calmly guided the staff and players through a sudden evacuation from New Orleans in the wake of Hurricane Katrina, in addition to several moves of the club's base of operations.

Since 2003, Loomis has overseen two extensive renovations of Saints headquarters that have added an indoor practice facility, new weight room and cafeteria and completely renovated coaches and player personnel offices, meeting rooms and locker rooms, giving the club one of the NFL's top training complexes in the Ochsner Sports Performance Center.

Prior to arriving in New Orleans, Loomis spent 15 years with the Seattle Seahawks, including as executive vice president from 1992-98. He joined the Seahawks in October, 1983, was promoted to Vice President/Finance in 1990 and to Executive Vice President in 1992.

A native of Eugene, Ore., Loomis has a degree in accounting from the University of Oregon and a Master's Degree in Sports Administration from Wichita State University.



DEBBIE GALLAGHER

Executive Assistant to the
Executive Vice President/General Manager



DELL DEMPS

SENIOR VICE PRESIDENT OF BASKETBALL OPERATIONS/ GENERAL MANAGER

Dell Demps enters his eighth season with the New Orleans Pelicans after being named the fourth general manager in franchise history on July 21, 2010. It is Demps' first stint as general manager of an NBA franchise. The 2015 NBA Playoffs marked the second post-season berth the franchise has earned since Demps joined the Pelicans. In his first season with New Orleans, the team made the 2011 playoffs after missing the postseason the year prior.

Demps, 45, joined the Pelicans after five seasons with the San Antonio Spurs and three years as the General Manager of the Spurs' NBA G League affiliate, the Austin Toros. Demps joined the Spurs at the start of the 2005-06 season as Director of Pro Player Personnel and was promoted to Vice President of Basketball Operations in 2010. With the Spurs, Demps won an NBA Championship (2007). In each of the five seasons that he was with San Antonio, the team won at least 50 games. Prior to joining the Spurs, Demps worked for the New York Knicks from 2003 to 2005 where he joined the organization as a scout and was promoted to the Director of Pro Player Personnel. Demps also spent two seasons as an assistant coach with the Mobile Revelers in the NBA Development League from 2001-2003 where the Revelers captured the 2003 Development League championship.

Demps attended the University of the Pacific where he was a four-year starter on their basketball team, earning All-Big West honors three times. As a senior, he averaged 19.0 points and 5.8 rebounds and earned his bachelor's degree in business administration. While playing professionally, each summer he returned to Pacific and completed his Master's in Business Administration in 1998. Demps is currently a member of Pacific's Eberhardt School of Business Advisory Board. He was also elected to the Pacific Athletics Hall of Fame in 2003.

Demps had a 10-year basketball career where he played all over the world. He played for three seasons in the NBA with Golden State Warriors, San Antonio Spurs and the Orlando Magic. In addition, he played professionally in the Continental Basketball Association (CBA), Philippines, France, Greece, Turkey, Croatia and Venezuela.

Demps in the NBA/NBA G League Front Office

Year	Title
2001-02	Assistant Coach-Mobile Revelers (G League)
2002-03	Assistant Coach-Mobile Revelers (G League)
2003-04	Scout-New York Knicks
2004-05	Scout/Director of Pro Player Personnel-New York Knicks
2005-06	Director of Pro Player Personnel-San Antonio Spurs
2006-07	Director of Pro Player Personnel-San Antonio Spurs
2007-08	Director of Pro Player Personnel-San Antonio Spurs/General Manager-Austin Toros (G League)
2008-09	Director of Pro Player Personnel-San Antonio Spurs/General Manager-Austin Toros (G League)
2009-10	Director of Pro Player Personnel-San Antonio Spurs/General Manager-Austin Toros (G League)
2010-11	Senior Vice President and General Manager-New Orleans Hornets
2011-12	Senior Vice President and General Manager-New Orleans Hornets
2012-13	Senior Vice President and General Manager-New Orleans Pelicans
2013-14	Senior Vice President and General Manager-New Orleans Pelicans
2014-15	Senior Vice President and General Manager-New Orleans Pelicans
2015-16	Senior Vice President and General Manager-New Orleans Pelicans
2016-17	Senior Vice President and General Manager-New Orleans Pelicans



ALVIN GENTRY

HEAD COACH

On May 30, 2015, Alvin Gentry was named the head coach of the New Orleans Pelicans – the sixth in the franchise's history.

Prior to joining the Pelicans organization, Gentry served as the associate head coach of the Golden State Warriors, helping navigate the team to one of the best seasons in NBA History. The Warriors won a franchise record 67 games – good for the best record in the NBA – and defeated the Cleveland Cavaliers in six games to claim the 2015 NBA Championship – the franchise's first in 40 years.

Gentry, 62, brings more than 35 years of coaching experience to the Crescent City. Gentry has previously served as the head coach of the Miami HEAT (1995), Detroit Pistons (1997-2000), Los Angeles Clippers (2000-2003) and Phoenix Suns (2008-2013). In 705 games, Gentry has amassed a career record of 335-370 (.475). During his tenure in Detroit, Gentry led the Pistons to the 1999 NBA playoffs during his only full season as head coach of the club. In Los Angeles, Gentry improved the Clippers' record by 16 wins during his first season in 2000-01 (31-51), and added another eight wins the following season (39-43), marking the franchise's best finish in nearly a decade. As head coach of the Suns, Gentry led the team to the 2010 Western Conference finals after a 54-28 regular season record – the fourth best in Phoenix franchise history.

Known for his offensive prowess, Gentry's 2009-10 Suns team led the NBA in scoring (110.2 points per game) as well as offensive rating (115.3), and finished fourth in pace of play (95.3), while being the only team in the league to connect on over 40-percent of their three-point field goal attempts (.412). During the 2013-14 season, Gentry served as the associate head coach of the Clippers, where Los Angeles led the league in both scoring (107.9 points per game) and offensive rating (112.1), while also finishing seventh in pace of play (95.9). This past season while with the Warriors, Golden State led the league in scoring (110.0 point per game) and pace of play (98.3), while finishing second in offensive rating (111.6).

A native of Shelby, N.C., Gentry was a college point guard at Appalachian State, where he graduated with a degree in management in 1977 before embarking on a coaching career. He earned his first opportunity as a graduate assistant at the University of Colorado during the 1977-78 seasons and landed a full-time assistant coaching job at Baylor in 1980 before returning to Colorado as an assistant coach from 1981-85. In 1985, Gentry joined Larry Brown's staff as an assistant at the University of Kansas, helping the Jayhawks capture the 1988 National Championship and then proceeding to follow Brown to the NBA as an assistant coach on his staff with the San Antonio Spurs. This will be Gentry's second stop in New Orleans, as he served as an assistant coach for Tim Floyd's staff during the 2003-04 season.

Gentry and his wife, Suzanne, have two sons, Ryan (19) and Jack (16). Alvin also has a daughter, Alexis (32), who lives in Denver.

Gentry Year-by-Year NBA Head Coach

Year	Team	W	L	Pct.
1994-95	Miami Heat	15	21	.417
1997-98	Detroit Pistons	16	21	.432
1998-99	Detroit Pistons	29	21	.580
1999-00	Detroit Pistons	28	30	.483
2000-01	Los Angeles Clippers	31	51	.378
2001-02	Los Angeles Clippers	39	43	.476
2002-03	Los Angeles Clippers	19	39	.328
2008-09	Phoenix Suns	18	13	.581
2009-10	Phoenix Suns	54	28	.659
2010-11	Phoenix Suns	40	42	.488
2011-12	Phoenix Suns	33	33	.500
2012-13	Phoenix Suns	13	28	.317
2015-16	New Orleans Pelicans	30	52	.365
2016-17	New Orleans Pelicans	34	48	.414
Totals		399	470	.459

Gentry Year-by-Year NBA Head Coach Playoffs

Year	Team	W	L	Pct.
1998-99	Detroit Pistons	2	3	.400
2009-10	Phoenix Suns	10	6	.625
Totals		12	9	.571

Gentry Year-by-Year NBA Associate Head Coach

Year	Team	W	L	Pct.
2013-14	Los Angeles Clippers	57	25	.695
2014-15	Golden State Warriors*	67	15	.817
Totals		124	40	.756

*Won NBA Championship



DARREN ERMAN

ASSOCIATE HEAD COACH

Darren Erman enters his third season with the Pelicans after being named associate head coach on June 2, 2015. Prior to arriving in New Orleans, Erman served as an assistant coach with the Boston Celtics under Brad Stevens, helping Boston's defensive rating improve from 18th in the league (107.7) in 2013-14 to 12th (104.5) in 2014-15, and advancing to the NBA playoffs after a one year absence.

Erman joined Stevens' staff by way of Golden State, where he helped transform the Warriors' defense into one of the best in the NBA. Serving as an assistant coach from 2011-14, Golden State improved every year on the defensive end during Erman's tenure. In the 2011-12 season, his first with the team, Golden State ranked 28th in opponent points per game (101.2) and 27th in defensive rating (109.1). In his second season the Warriors improved to 19th in the league in opponent points per game (100.3) and 14th in defensive rating (105.5), and moved to 10th in the NBA in opponent points per game (99.5) and 4th in defensive rating (102.6) in the 2013-14 season.

Prior to his time in Golden State, Erman served as a coaching assistant for four seasons with the Celtics, working under Doc Rivers, Tom Thibodeau and Lawrence Frank. During his first stint in Boston, the Celtics captured the 2008 NBA championship, and boasted one of the league's most prolific defenses, ranking within the top five in opponent points per game and defensive rating all four years.

A native of Louisville, Ky., Erman began his coaching career as a student coach at Emory University in Atlanta, where he graduated summa cum laude/Phi Beta Kappa in 1997. After graduating from Northwestern University Law School in 2000, he practiced law at Latham & Watkins before making the decision to pursue coaching.



CHRIS FINCH

ASSISTANT COACH

Chris Finch enters his first season as an assistant coach with the Pelicans after spending the 2016-17 season with the Denver Nuggets in a similar capacity.

Known for his offensive expertise, Finch helped guide a Nuggets team that finished ranked 20th in offensive rating (102.7) and points per game (101.9) in 2015-16 to fifth in offensive rating (110.0) and third in points per game (111.7) in his lone season with the club.

Prior to joining the Nuggets, Finch spent five seasons as an assistant coach with the Houston Rockets from 2011-16 as well as two seasons with the Rockets' NBA Development League affiliate, the Rio Grande Valley Vipers. While serving as head coach of the Vipers, Finch registered a record of 67-33 (.670) and guided the team to consecutive appearances in the NBA D-League finals. In 2009-10, Finch was the recipient of the Dennis Johnson Coach of the Year Award en route to capturing the 2010 D-League championship.

Prior to his experience in the United States, Finch built a successful overseas coaching career that included taking over a dormant Great Britain National Team in May 2006 and winning FIBA's 2007 Division B Promotional Competition. In 2009, his squad qualified for the European Championships for the first time since 1981. Finch also led the British National Team in the 2012 Summer Olympics in London. In addition to his work with the British National Team, Finch was a head coach of teams in England (Sheffield Sharks), Germany (Giessen 46ers) and Belgium (Euphony Bree, Dexia Mons-Hainaut) from 1997-2009. Finch, who has three titles and three BBL Cup Finals on his resume, qualified for the playoffs in 11 of his 12 seasons overseas. A three-time Coach of the Year, he was also selected as a FIBA EuroCup All-Star head coach. He began his career with Sheffield, which was the same club that he played on during his four-year professional playing career. Under Finch's tutelage, the Sharks enjoyed the franchise's most successful run in its history. Finch was named the BBL Coach of the Year after winning the regular season title with Sheffield in 1998-99. He also led Euphony Bree to their first-ever championship in 2005.

Raised in Reading, Pennsylvania, Finch graduated in 1992 as a two-time All-American at Franklin & Marshall College. The 6-foot-4 guard/forward was inducted into the F&M Sports Hall of Fame in 2002. Overall, he started the final 115 games of his collegiate career and compiled a 102-13 record (.887) over that span, which stood as the most career wins as a starter in NCAA Division III history.



KEVIN HANSON

ASSISTANT COACH

Kevin Hanson begins his seventh season with the Pelicans, his fourth as an assistant coach after serving as the team's player development coach in his first three seasons. Hanson joined the San Antonio Spurs in the summer of 2008 as an assistant video coordinator and was named the Spurs' player development assistant in the summer of 2010. He served as an assistant coach for the Spurs summer league teams each of his last two seasons.

Born and raised in Huntington Beach, Calif., he led Ocean View High School to a CIF Championship. He played four seasons at University of San Diego, earning a bachelor's degree in communications and a minor in sociology. After college, he spent five seasons playing professionally overseas in Argentina and Germany.



FRED VINSON

ASSISTANT COACH

Fred Vinson begins his eighth season as an Assistant Coach with the New Orleans Pelicans. Prior to joining the Pelicans, Vinson was an Assistant Coach for the Los Angeles Clippers from 2007-10. In addition to his duties as an Assistant Coach, Vinson also served as Director of Player Programs for the Clippers, where he was responsible for mentoring young players and easing their transition to the NBA. Vinson has also participated in the NBA's Basketball Without Borders program in both Mexico City and New Orleans.

Vinson played 13 years of professional basketball, including two NBA seasons with the Atlanta Hawks and Seattle SuperSonics. In addition to playing in the United States Basketball League, Continental Basketball Association and American Basketball Association, Vinson spent several years overseas with professional clubs in the Philippines, Israel, Venezuela, Poland and France. In 2003, Vinson was a member of the CBA Champion Yakima Sun Kings, in addition to being named a CBA All-Star that season. He also holds the record for most points in a game in Guaiqueries de Margarita (Venezuela) team history with 53.

Vinson graduated from Georgia Tech in 1994 with a degree in Business Management and was a three-year letterman for the Yellow Jackets. He also attended Chowan Junior College (North Carolina), where he was inducted into the school's Hall of Fame in November 2014 for the men's basketball team.



ELVIS VALCARCEL

ASSISTANT COACH

Elvis Valcarcel begins his third season with the Pelicans, his second as an assistant coach after serving as a special assistant to the head coach during the 2015-16 season. Valcarcel joined the Pelicans after serving as the video coordinator for the Sacramento Kings from 2013-15.

Before joining the Kings, Valcarcel was the video coordinator for the Phoenix Suns from 2009-13 after serving as the assistant video coordinator during the 2008-09 season. While with the Suns, Valcarcel also was an assistant coach for the Suns' NBA Summer League squad in 2010 and 2012 and did advance scouting in 2011 and 2012. Valcarcel was also the video coordinator for the Phoenix Mercury in 2009 when they won the WNBA championship. Prior to Phoenix, Valcarcel worked two years as an administrative assistant/video coordinator for the men's basketball program at Seton Hall University.

From Union City, N.J., Valcarcel earned a Bachelor of Arts degree in criminal justice and sociology from Rutgers University.



JAMELLE MCMILLAN

ASSISTANT COACH

Jamelle McMillan begins his sixth season with the Pelicans, his second in the role of assistant coach after serving as a player development coach from 2013-16.

Prior to New Orleans, McMillan was the Director of Basketball Operations for Drake University. A four year player at Arizona State University, McMillan was a team captain and finished tied for sixth in school history with 122 games played. Additionally, his career .373 three-point shooting percentage ties for 10th all-time in Sun Devils history.

Born and raised in Seattle, WA, McMillan is the son of Indiana Pacers Head Coach Nate McMillan. McMillan holds a bachelor's degree in Communications earned in May 2011.



MIKE PENBERTHY

ASSISTANT COACH/PLAYER DEVELOPMENT COACH

Mike Penberthy begins his first season on Alvin Gentry's staff as an assistant coach/player development coach. Prior to joining the Pelicans, Penberthy spent the last two years as a private trainer, working with such players as Paul George, Andre Igoudala, Reggie Jackson, Kyle Korver, Khris Middleton, Ricky Rubio, Evan Turner, Dwayne Wade and New Orleans guard Jrue Holiday. This will be Penberthy's second stint on an NBA bench, after serving as an assistant in Minnesota during the 2014-15 season.

After graduating from The Master's College (Santa Clara, Calif.) with a B.A. in Biblical Studies, the Los Gatos, Calif. native carved out a 13-year professional career, highlighted by his time with the Los Angeles Lakers during the 2000-01 season, where the Lakers won the NBA Championship. In addition to his time with the Lakers, Penberthy spent time in the CBA, ABA, NBA G League, and internationally in Germany, Venezuela and Italy.



BRIAN ORMANDY

VIDEO COORDINATOR

Brian Ormandy begins his first season as the Pelicans' video coordinator after serving the previous two seasons as the team's assistant video coordinator.

Prior to joining the Pelicans, Ormandy served as a video intern with the NBA Champion Golden State Warriors during the 2014-15 season and the Houston Rockets during the 2013-14 season. In 2012-13, Ormandy served as a graduate assistant coach for the men's basketball team at Fairleigh Dickinson University.

A native of Brooklyn, New York, Ormandy earned a bachelor's degree in business from St. Joseph's University in 2011.



DANNY FERRY

SPECIAL ADVISOR

Danny Ferry enters his second season with New Orleans as a special advisor to General Manager Dell Demps and the Pelicans' basketball operations department.

Ferry comes to New Orleans with 25 years of NBA experience as both a player and front office executive. He served as the President of Basketball Operations and General Manager for the Atlanta Hawks from 2012-15, where he oversaw the team's basketball operations, including coaching, player personnel, contract negotiations and salary cap management. Prior to the Hawks, Ferry was a member of the San Antonio Spurs organization from 2010-12, where he held the role of Vice President of Basketball Operations. From 2005-10, Ferry served as the General Manager of the Cleveland Cavaliers. Under his guidance, the Cavaliers posted a 272-138 (.663) record, experienced the NBA's best regular season record in both 2008-09 and 2009-10 and advanced to the 2007 NBA Finals for the first time in franchise history.

Drafted second overall in the 1989 NBA Draft out of Duke, Ferry went on to play 13 NBA season (Cleveland Cavaliers 1990-2000; San Antonio Spurs 2000-2003), capped off by helping San Antonio claim the 2003 NBA Championship.

Away from basketball, Ferry and his wife, Tiffany, have five children, and he serves of the board of directors for the Lymphatic Malformation Institute, Pace Academy, PeacePlayers and the Northside Youth Organization.



J.J. (JIMMY) POLK

EXECUTIVE DIRECTOR OF BASKETBALL ADMINISTRATION

J.J. Polk enters his eighth season with the New Orleans Pelicans, his sixth as executive director of basketball administration after spending his first two seasons as director of player contracts and basketball administration. Mr. Polk joined the Pelicans after practicing law at Bryan Cave LLP for six years as an associate in the Real Estate and Banking Practice Group.

Prior to attending law school, Mr. Polk played professional basketball in Sweden, Latvia and China. Mr. Polk received his Juris Doctor from the University of Illinois College of Law. Mr. Polk earned a political science and managerial studies degree from Rice University.



DAVID BOOTH

DIRECTOR OF PLAYER PERSONNEL

David Booth begins his eighth season with the New Orleans Pelicans, his fifth as director of player personnel after serving as director of scouting in 2012-13 and regional scout from 2010-12.

Booth came to New Orleans from his alma mater, DePaul University, where he served as an assistant coach during the 2009-10 season. He received his first NBA experience as a regional scout with the Memphis Grizzlies from 2005-09 after a one-year stint as an assistant coach at Illinois Central Community College.

Prior to playing 13 years of professional basketball, Booth was a four-year letterman at DePaul from 1988-92, where he ranks among the program's top 10 in scoring, field goals, steals, free throws and blocked shots. He ranks second in school history with 1,933 career points and third all-time with 713 career field goals. Booth received a degree in communications from DePaul University in 1992. He and his wife, Melissa, have three children, Mariah, 26, Sydney, 22, and Brandon, 18.



SHANE KUPPERMAN

DIRECTOR OF BASKETBALL OPERATIONS

Shane Kupperman, a native New Orleanian, enters his ninth season with the New Orleans Pelicans. As Director of Basketball Operations, Kupperman assists the General Manager in the day-to-day management of basketball operations. In addition, his current responsibilities include salary cap management, roster management, and player evaluation at the collegiate, professional, and international levels. Kupperman previously served in a variety of roles with the Pelicans, including responsibility for the team's analytics efforts.

Prior to joining the Pelicans, Kupperman served two seasons on the basketball staff at the University of Southern California. Kupperman began his basketball career while in college at Indiana University where he was a student manager. He and his wife, Allison, have one daughter, Ellie.



MARC CHASANOFF

COORDINATOR OF PRO PLAYER PERSONNEL

Marc Chasanoff enters his eighth season with the New Orleans Pelicans, his fifth as Coordinator of Pro Player Personnel after previously serving as a pro scout, basketball operations assistant and assistant video coordinator. Prior to coming to New Orleans, Chasanoff worked as a basketball operations intern with the Charlotte Bobcats.

Chasanoff, a Bradenton, Fla. native, went to Flagler College and received a degree in Sports Management and Business Administration.



DAN PURCELL

BASKETBALL OPERATIONS MANAGER

Dan Purcell enters his second season as the team's basketball operations manager after originally serving as basketball operations assistant for the Pelicans beginning in 2013. Prior to joining the Pelicans, Purcell served as the director of basketball operations for the National Basketball Academy in Beachwood, Ohio.

Originally from Burton, Ohio, Purcell graduated from Lake Erie College (Painesville, Ohio), earning a bachelor's in business administration. While enrolled at Lake Erie, Purcell was a key member of the men's basketball team that captured two Allegheny Mountain Collegiate Conference Championships and made two appearances in the NCAA Tournament.

In 2017, he won Lake Erie College's Distinguished Young Alumnus Award which is presented to alumni with extremely successful career progress within the first 10 years of graduation.



BRYSON GRAHAM

DIRECTOR OF COLLEGE SCOUTING

Bryson Graham begins his eighth season with the Pelicans, his first as the director of college scouting. Graham previously served as the team's scouting coordinator from 2014-17 after serving as the team's video coordinator from 2012-14, player development director/basketball operations associate in 2011-12 and as a front office intern in 2010-11.

Prior to joining the Pelicans, Graham was a graduate assistant for the Texas A&M men's basketball team while in graduate school following a three year playing career at A&M. Graham was part of the Aggies men's basketball teams that advanced to the Sweet Sixteen in 2006-07 and the second round of the NCAA Tournament in 2007-08 and 2008-09, graduating in 2009 with a degree in human resource development with a minor in business. Before his time in College Station, Graham attended junior college and played basketball at Lon Morris College in Jacksonville, Texas and spent the previous season playing prep school basketball at Maine Central Institute in Pittsfield, Maine.

Born and raised in San Antonio, Texas, Graham graduated from Ronald Reagan High School in 2004. He was selected to the Big 12 All-Academic Team three consecutive seasons between 2007 and 2009 and was also part of the Big 12 Winter Chick-fil-A Community of Champions.



DUANE BROOKS

HEAD ATHLETIC TRAINER

Duane Brooks, who brings over two decades of experience in his field, enters his fourth season with the New Orleans Pelicans after spending 13 seasons as the New Orleans Saints' assistant athletic trainer. Brooks is responsible for the health care, prevention and rehabilitation of injuries, daily training room operations and maintenance of the team's medical records. Brooks joined the Saints in 2002 after spending six seasons with Florida State University in a similar capacity. His contributions since have helped the athletic training staff earn several awards, including the 2007 Southeastern Athletic Trainers' Association (SEATA) Professional Athletic Trainers Award and both the Professional Football Athletic Training Society Staff of the Year and Fain Cain Memorial Award in 2006. During his time with the Saints and Pelicans organizations, Brooks has served on the training staffs for the 2007 Pro Bowl, Super Bowl XLVII, the 2016 & 2017 Basketball Without Borders camps in Johannesburg, South Africa, the 2017 NBA All-Star Game and the 2017 NBA Africa Game.

While at Florida State, Brooks was the assistant football athletic trainer and head athletic trainer for the baseball team. He traveled to the College World Series three times and was a member of a staff that participated in four national championship football games. Brooks completed summer internships with the Tampa Bay Buccaneers in 1992, 1993 and 1996.

A member of both the National Athletic Trainers Association and the Louisiana Athletic Trainers Association, Brooks has a bachelor's degree from Florida A&M and earned his master's degree in athletic administration.



JASON SUMERLIN

HEAD STRENGTH & CONDITIONING COACH

Jason Sumerlin enters his fourth season with the Pelicans, his third as the head strength & conditioning coach. In this role, Sumerlin will oversee the athletic development and training of Pelican players. Sumerlin served as the club's assistant strength & conditioning coach in 2014-15.

Prior to joining the Pelicans, Sumerlin spent five seasons serving as the assistant strength coach for the San Antonio Spurs, during which the Spurs made two appearances in the NBA Finals in 2013 and 2014, capturing the NBA Championship in five games over Miami in 2014.

A native of San Antonio, Sumerlin graduated from Texas Tech University in Lubbock, earning a degree in sports science with a minor in nutrition. While at Texas Tech, Sumerlin served as an assistant strength and conditioning coach for the football and golf teams.



MICHAEL RUFFIN

ASSISTANT STRENGTH & CONDITIONING/PLAYER DEVELOPMENT COACH

A nine-year NBA veteran, Michael Ruffin enters his fourth year as player development coach for the Pelicans and his third as the assistant strength and conditioning coach. Selected No. 32 overall in the 1999 NBA Draft out of the University of Tulsa, Ruffin appeared in 414 career games with Chicago, Philadelphia, Utah, Washington, Milwaukee and Portland, and also played internationally in Spain.

A Denver native, Ruffin was a member of the gold-medal-winning United States team at the 1997 World University Games.

BASKETBALL OPERATIONS



DAVID JOVANOVIC

EQUIPMENT MANAGER

David Jovanovic, an employee of the franchise since their inaugural season in 1988, returns for his 30th season with the Pelicans in 2017-18

His responsibilities as the team's equipment manager consist of ordering and maintaining all of the team's equipment and maintaining the team's locker room. At home games, he ensures that the team and their opponents have everything they need for game preparation. In addition, he travels with the team to all preseason, regular season and playoff games and can be found in his usual seat at the end of the bench.

"Big Shot," as he is known by the players and staff, also directs the team's extensive ball boy program.

Along with his daily responsibilities with the team, he has also assisted with the original 1988 CBA tryouts for the team, the 1991, 2008 and 2014 NBA All-Star Games, training camp for the 1995 USA Women's Basketball Team that competed in Atlanta for the Summer Olympics, an exhibition game with the 1994 USA Men's Basketball Team that competed in the World Championships in Toronto as well as numerous NCAA Tournament Regionals and ACC Tournaments.

A native of Arlington, Va., Jovanovic attended Belmont Abbey College in Belmont, N.C., and earned his bachelor's degree in mathematics in 1988.

BASKETBALL OPERATIONS STAFF



KORY JOHNSON

Assistant Equipment
Manager/Travel
Coordinator



JUAN BARNES

Team Attendant



CRAIG BLACKBURN

Team Attendant



BRANDON DEMAS

Team Attendant



JAXON MARKWORTH

Team Attendant



GIANNI MILLAN

Team Attendant



JAE NEVILLE

Team Attendant

BASKETBALL OPERATIONS STAFF



TERRANCE "DOC" MARTIN

Director of Player Programs



RANDY GREENUP

Director of Team Security



SHERMAN MUSHATT

Security Officer



ANTJUAN LAMBERT

Security Consultant



SOMAK SARKAR

Basketball Operations
Strategic Analyst



PEGGY MCCRANIE

Basketball Operations
Receptionist



**DR. MISTY SURI,
MD, M.S.**

Director of Medical
Services



JARED LEWIS

Physical Therapist



TODD CAMPBELL

Assistant Trainer/
Physical Therapist



MIKE GUEVARA

Sports Performance
Consultant



JASON BROWN

Advance Scout
Manager



DANIEL WENDT

Assistant Video
Coordinator



LANDRY HARRIS

Video Room Assistant

OWNERSHIP

ADMINISTRATION

BASKETBALL OPERATIONS

PLAYERS

2016-17

TEAM HISTORY

RECORDS

OPONENTS

MEDIA

MISCELLANEOUS

PLAYERS



2017-18 ROSTER

42 ALEXIS
AJINCA24 TONY
ALLEN3 OMER
ASIK2 IAN
CLARK0 DEMARCUS
COUSINS27 JORDAN
CRAWFORD33 DANTE
CUNNINGHAM23 ANTHONY
DAVIS13 CHEICK
DIALLO44 SOLOMON
HILL11 JRUE
HOLIDAY15 FRANK
JACKSON21 DARIUS
MILLER55 E'TWAUN
MOORE9 RAJON
RONDO

TWO-WAY PLAYER

4 CHARLES
COOKE

TWO-WAY PLAYER

12 JALEN
JONES

OWNERSHIP

ADMINISTRATION

BASKETBALL OPERATIONS

PLAYERS

2016-17

TEAM HISTORY

RECORDS

OPPONENTS

MEDIA

MISCELLANEOUS

2017-18 TRAINING CAMP ROSTER

No	Player	Pos	Ht	Wt	Birthdate	Prior to NBA/Country	NBA Yrs.
42	Alexis Ajinca	C	7-2	248	05/06/1988	Hyeres-Toulon/France	7
34	Cliff Alexander	F	6-8	245	11/16/1995	Kansas/USA	1
24	Tony Allen	G/F	6-4	213	01/11/1982	Oklahoma State/USA	13
3	Omer Asik	C	7-0	255	07/04/1986	Fenerbahce S.K./Turkey	7
2	Ian Clark	G	6-3	175	03/07/1991	Belmont/USA	4
4	Charles Cooke	G	6-5	196	07/01/1994	Dayton/USA	R
0	DeMarcus Cousins	F	6-11	270	08/13/1990	Kentucky/USA	7
27	Jordan Crawford	G	6-5	195	10/23/1988	Xavier/USA	5
33	Dante Cunningham	F	6-8	230	04/22/1987	Villanova/USA	7
23	Anthony Davis	F-C	6-10	253	03/11/1993	Kentucky/USA	5
13	Cheick Diallo	F	6-9	220	09/13/1996	Kansas/Mali	1
44	Solomon Hill	F	6-7	225	03/18/1991	Arizona/USA	4
11	Jrue Holiday	G	6-4	205	06/12/1990	UCLA/USA	8
15	Frank Jackson	G	6-3	205	03/23/1993	Duke/USA	R
12	Jalen Jones	F	6-7	220	05/27/1993	Texas A&M/USA	R
1	Perry Jones	G	6-11	235	09/24/1991	Baylor/USA	3
21	Darius Miller	G	6-8	225	03/21/1990	Kentucky/USA	3
55	E'Twaun Moore	G	6-4	191	02/25/1989	Purdue/USA	6
9	Rajon Rondo	G	6-1	186	02/22/1986	Kentucky/USA	11
14	Martell Webster	F	6-7	230	12/04/1986	Seattle Preparatory School (WA)/USA	10

Head Coach: Alvin Gentry (Appalachian State)

Associate Head Coach: Darren Erman (Emory)


Assistant Coaches: Chris Finch (Franklin & Marshall), Fred Vinson (Georgia Tech), Kevin Hanson (San Diego),
Janelle McMillan (Arizona State), Elvis Valcarcel (Rutgers)

Player Development Coach: Mike Penberthy (The Master's College)

Athletic Trainer: Duane Brooks (Florida A&M)

2017-18 TRAINING CAMP NUMERICAL ROSTER

0	DeMarcus Cousins
1	Perry Jones
2	Ian Clark
3	Omer Asik
4	Charles Cooke
9	Rajon Rondo
11	Jrue Holiday
12	Jalen Jones
13	Cheick Diallo
14	Martell Webster
15	Frank Jackson
21	Jalen Jones
23	Anthony Davis
24	Tony Allen
27	Jordan Crawford
33	Dante Cunningham
34	Cliff Alexander
42	Alexis Ajinca
44	Solomon Hill
55	E'Twaun Moore



Position
CENTER

NBA Years
7

Height/Weight
7-2/248

Birthdate
MAY 6, 1988

Birthplace
**SAINT-ETIENNE,
FRANCE**

Prior to NBA
**HYERES-TOULON VAR
BASKET**

CAREER HIGHS

PTS	28 vs. LAL 4/8/16
FGM	12 vs. LAL 4/8/16
FGA	20 at IND 3/24/16
3FGM	3 at DEN 3/21/11
3FGA	5 at DEN 3/21/11
FTM	8 vs. IND 2/11/15
FTA	10 at IND 1/4/14
OREB	6 (Twice)
DREB	10 (Twice)
TREB	15 vs. LAL 4/8/16
ASTS	4 (Twice)
STLS	5 vs. IND 1/8/16
BLKS	5 at MIN 1/23/15
MINS	37 vs. LAL 4/8/16

Transactions: Drafted 20th overall by Charlotte in 2008 NBA Draft.....Traded by Charlotte with center Tyson Chandler to Dallas for center Erick Dampier, forwards Eduardo Najera and Matt Carroll and cash considerations 7/13/10....Traded by Dallas with a second-round draft choice and cash considerations to Toronto for the draft rights to Giorgos Printezis 1/24/11....Signed by New Orleans 12/20/13....Re-signed to multi-year contract by New Orleans 7/9/15.

2016-17 Season (New Orleans): Averaged 5.3 points and 4.5 rebounds in 39 appearances (15 starts)....Scored in double figures seven times, rebounded in double-figures twice, and blocked two-plus shots seven times....Shot .500 from the field....Scored a season-high 17 points on 8-14 shooting, also grabbing six rebounds at GSW (4/8)....Recorded a double-double with 12 points and 10 rebounds at MEM (2/15).

Professional: Has averaged 5.3 points, 3.9 rebounds and 13.3 minutes in 293 appearances (76 starts) with Charlotte, Dallas, Toronto, and New Orleans....Has recorded 13 double-doubles....He has recorded 56 double-digit scoring performances and has scored 20-plus points four times....Recorded double-digit rebounds on 21 occasions and two-plus blocks 41 times. **2015-16 (New Orleans):** Averaged 6.0 points and 4.6 rebounds in 59 appearances (17 starts)....Recorded four double-doubles and scored in double figures 12 times....Rebounded in double-figures seven times and blocked two-plus shots nine times....Shot .476 from the field....Set career highs with 28 points and 15 boards in 37 minutes in a win 4/8 vs. LAL....Notched his third double-double of the season with 12 points and 10 rebounds 4/5 at PHI....Recorded 16 points and a season-high four blocks 4/3 at BKN....Scored 22 points on 10-20 shooting in a career-high 36 minutes 3/24 at IND....Grabbed 12 boards and a career high five steals 1/8 vs. IND....**2014-15 (New Orleans):** Averaged 6.5 points and 4.6 rebounds in 68 appearances (8 starts)....Recorded five double-doubles and scored in double figures 20 times and blocked two-plus shots nine times....Shot .550 from the field....Made NBA Playoffs debut, appearing in three of New Orleans' four games against GSW....Scored 17 points and tallied career-highs in field goal attempts (14), assists (four), and steals (three) 3/10 at BKN....Notched a double-double with 10 points and 11 rebounds 3/4 vs. DET....Recorded his third double-double of the season with 13 points and 12 rebounds 3/2 at DAL....Scored a career-high 24 points including the go-ahead basket in a win 2/27 vs. MIA....Sunk eight free throws in as many attempts, a career-high 2/11 vs. IND....Recorded a career-high 5 blocks 1/23 at MIN....Notched 22 points on 10-of-13 shooting in a win 1/18 at TOR....Scored 16 points to go along with a career-high 14 boards en route to his second double-double of the season 1/16 at PHI....Recorded a double-double with 10 points and 13 rebounds vs. POR 12/20 in just 15 minutes of action....Got his first start of the season 11/17 at POR, blocking a shot and scoring six points on three-of-five shooting. **2013-14 (New Orleans):** Averaged 5.9 points and 4.9 rebounds in 56 appearances (30 starts)....Recorded three double-doubles and scored in double figures 13 times and blocked two-plus shots 12 times....Snagged 10 boards to go along with nine points and three blocks in a win 3/28 vs. UTA....Racked up 10 points and seven boards off the bench 3/19 vs. TOR....Recorded his second double-double of the season with an 11 point, 10 rebound effort 3/1 at LAC....Tallied 14 points, eight rebounds, and tied a career high with three assists 2/26 at DAL....Had one of the best game of his career, recording then-career-highs in points (19), FGM (7), FGA (13), OREB (6), and TREB (12) in a losing effort 2/24 vs. LAC....Scored 16 points on a perfect 7-of-7 from the field, while collecting nine rebounds including a then-career-high eight defensive boards 2/12 at MIL....Collected 10 rebounds 2/3 vs. SAS....Tied a then-career-high with three blocked shots on a night where he was a perfect four-of-four from the field 2/1 vs. CHI....Set a then-career-high in blocks 1/24 at DET

with three...Led the team in rebounding in his Pelicans debut with 11 at POR 12/21...**2010-11 (Toronto/Dallas):** Appeared in 10 games and made two starts with Dallas, totaling 29 points, 17 rebounds and 75 minutes before being traded to Toronto on January 4, 2011...Averaged 4.8 points, 2.5 rebounds and 11.0 minutes in 24 games with Toronto ... Scored in double-digits on three occasions for Toronto ... Shot 5-of-6 from the free throw line, both then-career highs, 4/13 vs. MIA ...Tied a career-high with two steals 4/11 at MIL ... Recorded then-career highs in assists (3) and minutes played (24), and matched his then-career-high with eight defensive rebounds at GSW on 3/25 ... Scored a season-high 11 points, tying his career highs in three-pointers made and attempted (3-of-5), in 16 minutes 3/21 at DEN...Missed two games (Mar. 9-11) with a sore right knee ... Totaled 10 points 2/22 at CHA ... Scored 10 points 1/28 vs. MIL ... Played six minutes and contributed two points, one rebound and one steal in his Raptors debut 1/26 vs. PHIL...**2009-10 (Charlotte):** Appeared in six games with CHA, averaging 1.7 points and 5.0 minutes ... G League: Assigned to the Maine Red Claws (11/30 - 2/2)... In 22 games with Maine, averaged 14.6 points, 7.5 rebounds, 3.1 blocks and 26.0 minutes, while shooting 54.6 per cent from the field (113-207) and 74.8 percent (95-127) from the free throw line ... Named to the Eastern Conference G League All-Star Team but was unable to play due to injury... Registered a triple-double with 26 points, 13 rebounds and 10 blocks vs. Austin on Jan. 22, marking the 6th points/rebounds/blocks triple-double in D-League history ...**2008-09 (Charlotte):** Played in 31 games (four starts) as a rookie with CHA ... Averaged 2.3 points and 1.0 rebounds in 5.9 minutes ... Set a then-career-high with 12 points in 20 minutes at NOH on 12/10 ... Led or tied for the team lead in blocks twice and steals twice.

Personal: Name is pronounced ah-lex-SEE ah-Gin-sa ... Native of Saint Etienne, France ...Father was a wrestler from the French Islands and mother is a native of France ... Did not start playing basketball until age 12 ... Was a world-class BMX rider as a youth, with multiple top-five finishes in the UCI World Championships for his age group, including a second-place finish in 1997... Sister Elodie was a BMX World Champion in 2003 ... Lists "Remember the Titans" as his favorite movie and "House of Payne" as his favorite TV show... Likes reggae music ... An early entry candidate in the 2008 Draft after spending the previous two seasons playing professionally in his native France.

NBA REGULAR SEASON STATS

SEASON	TEAM	GP	MIN	FGM	FGA	FG%	FTM	FTA	FT%	OREB	DREB	TREB	AST	TO	STL	BLK	PF	PTS	PPG	RPG	APG
2008-09	CHA	31	182	25	69	0.362	20	119	0.773	9	21	30	3	12	7	6	34	70	2.3	1.0	0.1
2009-10	CHA	6	30	5	10	0.500	0	1	0.754	1	3	4	0	2	1	1	5	10	1.7	0.7	0.0
2010-11	TOT	34	340	59	133	0.444	13	18	0.737	17	61	78	10	18	11	19	73	143	4.2	2.3	0.3
2013-14	NOP	56	951	136	250	0.544	56	67	0.836	94	183	277	40	63	23	46	187	328	5.9	4.9	0.7
2014-15	NOP	68	957	181	329	0.550	81	99	0.818	104	211	315	47	69	21	51	151	443	6.5	4.6	0.7
2015-16	NOP	59	861	150	315	0.476	52	62	0.839	75	194	269	31	54	19	36	134	352	6.0	4.6	0.5
2016-17	NOP	39	584	89	178	0.500	29	40	0.725	46	131	177	12	54	20	22	77	207	5.3	4.5	0.3
TOTALS	--	293	3905	645	1283	0.503	251	315	0.797	346	804	1150	143	249	102	181	661	1553	5.3	3.9	0.5

3-POINT FG: 2008-09, 0-2 (.000); 2010-11, 12-34 (.353); 2013-14, 0-1 (.000); 2015-16, 0-1 (.000); 2016-17, 0-4 (.000); TOTALS: 12-342 (.286).

NBA POSTSEASON STATS

SEASON	TEAM	GP	MIN	FGM	FGA	FG%	FTM	FTA	FT%	OREB	DREB	TREB	AST	TO	STL	BLK	PF	PTS	PPG	RPG	APG
2014-15	NOP	3	10	4	4	1.000	0	0	--	0	1	1	1	0	1	0	2	8	2.7	0.3	0.3
TOTALS	--	3	10	4	4	1.000	0	0	--	0	1	1	1	0	1	0	2	8	2.7	0.3	0.3



Position
GUARD/FORWARD

NBA Years

13

Height/Weight

6-4/213

Birthdate

JANUARY 11, 1982

Birthplace

CHICAGO, ILL.

College

OKLAHOMA STATE

High School

**CRANE TECHNICAL
PREPATORY**

(Chicago, Ill.)

CAREER HIGHS

PTS	30 vs. DEN 12/15/06
FGM	12 at LAL 3/22/16
FGA	17 (7 times)
3FGM	3 at SAS 10/30/13
3FGA	4 (Twice)
FTM	11 at LAC 12/27/06
FTA	14 at DEN 2/22/11
OREB	10 at DAL 12/18/13
DREB	9 (Twice)
TREB	13 at NOP 12/5/16
ASTS	7 (Twice)
STLS	8 vs. CLE 4/23/12
BLKS	4 (Twice)
MINs	48 (Twice)

Transactions: Selected 25th overall by Boston in the 2004 NBA Draft...Signed with Memphis as a free agent 7/13/10...Signed as a free agent with New Orleans 9/15/17.

2016-17 Season (Memphis): Appeared in 71 games (66 starts), averaging 9.1 points, 5.5 rebounds, 1.4 assists and 1.6 steals...Shot .461 from the field and .615 from the free throw line...Led the NBA in steal percentage (3.1), his second time to lead the league in the category (4.1 in 2014-15)...Led the team in total steals (115) and steals per game (1.62, 13th in the NBA)...Set a career-high for rebounds per game...Led all guards in offensive rebounds (166) and offensive rebounds per game (2.3), setting career bests in both categories...Recorded a plus/minus rating of +15 and generated two steals in the final 6:12 of Memphis' 14-point comeback win 12/1 vs. ORL...Tallied 19 points and a career-high 13 rebounds in a double-overtime victory 12/5 at NOP...Posted a season-high +31 plus/minus rating, the highest by any Grizzlies player this season, 12/29 vs. OKC... Recorded a steal in a career-high 21 consecutive games played from Nov. 26-Jan. 3...Had 11 points, 12 rebounds (six offensive) and a season-high six steals in a career-high tying 48 minutes in the Grizzlies' 24-point come-from-behind win 1/6 at GSW...Scored a season-high 22 points (9-10 FG, 4-8 FT) 1/13 at HOU...Scored in double figures 31 times, including one game with at least 20 points... Grabbed double-digit rebounds five times...Recorded five double-doubles...Led the Grizzlies in scoring once, in rebounding nine times, in steals 36 times, in blocks nine times and in minutes six times (all including ties).

Professional: Holds averages of 8.2 points, 3.6 rebounds, 1.3 assists and 1.4 steals in 22.3 minutes over 798 career regular season games (441 starts)...Has appeared in 112 postseason games (50 starts), averaging 6.0 points, 3.0 rebounds and 1.2 steals in 19.2 minutes per contest...Has been named to the NBA All-Defensive First Team three times (2012, 2013, 2015) and the Second Team three times (2011, 2016, 2017) and is one of just three current NBA players to earn the All-Defensive Team distinction at least six times, joining LeBron James (six times) and Chris Paul (nine times)...**2015-16 (Memphis):** Appeared in 64 games (57 starts) and averaged 8.3 points, 3.2 rebounds, 1.9 assists and 1.72 steals in 25.3 minutes...Shot .458 from the field, .357 from three-point range and .652 from the free throw line...Led the NBA in steal rate with 3.5 steals per 100 possessions...Ranked fourth in the NBA in steals per turnover (1.41)...Led Memphis and ranked 15th in the NBA in steals per game... Led the Grizzlies in total steals (110) and games started (57)...Joined Mike Conley (eight times) and Rudy Gay (six) as the only players in franchise history to average one steal per game in six different seasons...Recorded at least one steal per game for the 10th time in his career...Shot his highest three-point percentage since his rookie season...Recorded his lone double-double of the season with 15 points and 10 rebounds 1/10 vs. BOS...Registered nine points and a career-high 12 rebounds in a season-high 40 minutes 1/25 vs. ORL...Took on a larger scoring role later in the season, averaging 13.0 points (.506 FG/.736 FT) in 27.7 minutes in 17 games (all starts) from March-April after averaging 6.7 points (.430 FG/.600 FT) in 24.5 minutes in 47 games (40 starts) from October-February...Scored 20-plus points four times in the final 17 games of the season after not scoring 20 in any of his previous 275 games dating back to the 2011-12 season...Recorded 26 points (11-of-17 FG, 1-of-1 3P, 3-of-3 FT) and a season-high five steals in leading eight available Grizzlies to a road victory 3/7 at CLE...Reached 1,000 career steals in the win over the Cavaliers...Scored 22 points and secured Zach Randolph's first career triple-double by converting a lay-up for Randolph's 10th assist 3/19 vs. LAC...Scored a season-high 27 points (12-of-12 FG, 3-of-5 FT) in his final matchup with Kobe Bryant 3/22 at LAL...Became the first player to

make at least a dozen field goals without a miss since Serge Ibaka (12-of-12 FG on Jan. 31, 2014) and the first guard to do so since Gary Payton (14-of-14 FG on Jan. 4, 1995)...The only player older than Allen (34 years, 71 days) to accomplish this feat was Karl Malone, twice (12-of-12 FG at 35 years, 256 days; 12-of-12 FG at 37 years, 194 days)...Scored 25 points (8-of-14 FG, 9-of-9 FT) in his final game of the regular season 4/8 at DAL...Scored 10-plus points 21 times, including four games with 20-plus points...Grabbed 10-plus rebounds twice...Recorded one double-double...Led the Grizzlies in scoring three times, in rebounding six times, in assists once, in steals a team-high 30 times, and in blocks four times (all including ties)...**2016 Playoffs:** Appeared in all four games (two starts) during the Western Conference First Round series against San Antonio and averaged 75 points, 2.8 rebounds and 1.25 steals in 23.5 minutes... Shot .303 from the field, .143 from three-point range and .692 from the free throw line...**2014-15 (Memphis):** Appeared in 63 games (41 starts) with averages of 8.6 points, 4.4 rebounds and 1.4 assists in 26.2 minutes...Shot .495 from the field, .345 from three-point range and .627 from the free throw line...Named to the NBA All-Defensive First Team, his fourth career All-Defensive selection, all coming during his five seasons in Memphis, and third career First Team honor...Finished seventh in the balloting for the 2014-15 NBA Defensive Player of the Year, leading all guards in the voting and finishing second among wings behind DPOY winner Kawhi Leonard...Ranked third in the NBA in steals per game (2.05), first in steals per 48 minutes (3.8), first in steal percentage (4.1) and first in defensive rating (94.9) with a minimum of 1,500 minutes played...Led all guards and ranked fifth among all NBA players in ESPN's Real Defensive Plus/Minus (4.58)...Tied a single-season career high for total steals (129) and set a new personal best for steals per game, leading the Grizzlies in both categories...According to SportVU data, held offensive players he defended to 6.9 percentage points lower than their overall average field goal shooting percentage...Became the first player since Nate McMillan (1994-95) to average at least 2.00 steals in under 28.0 minutes per game...The only NBA player to post three-or-more games of at least six steals and one of six players to record seven steals in a game...Recorded 12 points and a career-high tying 11 rebounds 11/3 vs. NOP... Recorded multiple steals in a career-high seven straight games from Nov. 28-Dec. 12 and again from Dec. 16-Jan. 5...Scored a season-high 17 points 1/16 at ORL...Totalled 10 points, a career-high tying 11 rebounds and six steals 3/21 vs. POR, becoming the first player in franchise history to record a double-double with at least six steals... Recorded 10-plus points 25 times (22-3 record) and 10-plus rebounds twice (2-0 record)...Recorded two double-doubles (2-0 record)...Led the team in rebounding five times, assists once, steals 32 times, blocks six times and minutes once (all including ties)...**2015 Playoffs:** Averaged 6.6 points, 5.2 rebounds, 1.5 assists and 2.40 steals in 27.9 minutes in 10 postseason games (nine starts)...Ranked second in the NBA in steals per game during the playoffs...Tied his playoff career high with three blocks to go with nine rebounds in a team-high 36 minutes 4/22 vs. POR in Game 2 of the Western Conference First Round... Recorded 10 rebounds 4/27 at POR in Game 4... Tied his playoff career high with five steals 4/29 vs. POR in Game 5...Scored a playoff season-high 15 points on 5/3 vs. GSW in Game 1 of the Western Conference Semifinals...Scored 10-plus points once...Recorded 10-plus rebounds once... Missed Game 5 of the Western Conference Semifinals on May 13 at Golden State due to a sore left hamstring...**2013-14 (Memphis):** Held averages of 9.0 points, 3.8 rebounds and 1.64 steals in 23.2 minutes in 55 games (28 starts)... Shot .494 from the field, .234 from three-point range and .628 from the free throw line...Split his time between the starting lineup and the bench, averaging 10.0 points, 3.8 rebounds and 1.93 steals on .487 shooting in 26.0 minutes in 28 starts and recording 8.0 points, 3.8 rebounds and 1.33 steals on .503 shooting in 20.2 minutes in 27 games in reserve...Scored 15 points and made all three of his three-point attempts in the season opener 10/30 at SAS, setting a new career-high for threes made in a game and equaling the total number of threes he made during the previous season...Grabbed a career-high 10 offensive rebounds 12/18 at DAL, becoming the first guard to get double-digit offensive rebounds in a game since Bonzi Wells had 10 for Sacramento 3/17/06... Scored a season-high 19 points 12/21 at NYK...Led the team or shared the team lead in scoring twice, rebounding once, assists three times, steals 23 times and blocks once...Scored 10-plus points 24 times...Grabbed 10-plus rebounds once...Notched one double-double...**2014 Playoffs:** Averaged 12.3 points, 7.7 rebounds and 1.71 steals on .486 shooting in 33.0 minutes in seven games (one start) in the Grizzlies' opening round series against the Oklahoma City Thunder...Scored 10-plus points five times, including a playoff season-high 16 points in Game 3 4/24 vs. OKC... In Game 4 4/26 vs. OKC, grabbed a playoff career-high 13 rebounds, including 10 offensive rebounds, becoming the second Grizzlies reserve to double-double in a playoff game (Lorenzen Wright, 10 points and 10 rebounds on 4/29/06)...Also became the sixth reserve to record 10-plus offensive rebounds in a postseason game since the 1986 Playoffs, joining centers John Salley, Roy Tarpley, Jayson Williams, Greg Ostertag and Jeff Foster...**2012-13 (Memphis):** Led all players receiving votes for the 2012-13 NBA All-Defense Teams, marking his second-straight First Team All-Defense honor and third consecutive NBA All-Defense selection... Finished fifth in the balloting for 2012-13 Defensive Player of the Year... Averaged a career-high 4.6 rebounds and 1.51 steals in 26.7 minutes in a career-high 79 games (all starts)... Recorded 8.9 points and 1.2 assists on .445 shooting on the offensive side of the floor... Shot .557 in the month of February, leading all NBA guards in field goal percentage during the month...**2013 Playoffs:** Averaged playoff career highs across the board with 10.3 points, 6.1 rebounds, 1.8 assists and 2.0 steals in 28.1 minutes in 15 postseason games, helping Memphis advance to the Western Conference Finals for the first time in club history...Ranked third in steals per game during the NBA Playoffs...Set playoff career-highs with 19 points and six assists 5/3 vs. LAC in Game 6 of the opening round...Totalled 16 points and 10 rebounds 4/22 at LAC for his first career postseason double-double...Recorded a postseason career-high five steals in Game 2 of the Western Conference Semifinals on May 7, 2013 at Oklahoma City...**2011-12 (Memphis):** Named to the 2011-12 NBA All-Defensive First Team after placing fifth in the NBA in steals per game (career-high 1.79) and third in steals per 48 minutes (3.27)...Finished sixth in the voting for the 2011-12 NBA Defensive Player of the Year, the highest for any guard... Averaged 9.8 points, 4.0 rebounds and 1.4 assists on .469 shooting in 26.3 minutes in 58 games (57 starts)... Recorded a franchise record and set a career-high with eight steals on 4/23 vs. CLE...**2012 Playoffs:** Averaged 6.9 points, 3.1 rebounds and .07 assists on .400 shooting in 24.3 minutes in seven games against the Los Angeles Clippers in the first round of the 2012 Western Conference Playoffs...**2010-11 (Memphis):** Emerged as one of the league's top perimeter defenders in his first season in Memphis, averaging 1.79 steals and helping the Grizzlies pace the NBA in steals and forced turnovers...Named to the 2010-11 NBA All-Defensive Second Team, marking his first and the Grizzlies' first selection to an All-Defensive Team...Averaged 4.14 steals per 48 minutes, the highest rate by an NBA player since Nate McMillan (1993-94)...Finished fourth in the voting for Defensive Player of the Year...Averaged 8.9 points, 2.7 rebounds and 1.4 assists on .510 shooting in 20.8 minutes in 72 games (31 starts)...Hauled in a career-high 11 rebounds on 3/19 vs. IND...**2011 Playoffs:** Posted 8.8 points, 2.9 rebounds, 1.5 assists and 1.92 steals in 26.9 minutes in 13 games (all starts), helping Memphis advance to the Western Conference Semifinals for the first time in franchise history...**2009-10 (Boston):** Played a key defensive role for the Eastern Conference Champion Celtics, averaging 6.1 points, 2.7 rebounds, 1.3 assists and 1.07 steals in 16.5 minutes in 77 games (eight starts)...Recorded his first career double-double with 10 points and 10 rebounds 12/27 at LAC...Tied a career-high with seven assists 1/2 vs. TOR...**2010 Playoffs:** Averaged 5.1 points and 1.04 steals in 16.3 minutes in 24 games...**2008-09 (Boston):** Averaged 7.8 points, 2.3 rebounds, 1.4 assists and 1.17 steals in 19.3 minutes in 46 games (two starts) in his fifth season with the Celtics...**2009 Playoffs:** Averaged 0.9 points and 0.9 rebounds in 6.0 minutes in 10 appearances...**2007-08 (Boston):** Averaged 6.6 points, 2.2 rebounds and 1.5 assists in 18.3 minutes in 75 games (11 starts) in his fourth season in Boston...Averaged 9.6 points, 2.9 rebounds and 1.45 steals in 29.3 minutes in his 11 starts...**2008 Playoffs:** Won NBA Championship, averaging 1.3 points in 4.3 minutes in 15 postseason games, as Boston went on to defeat the Los Angeles Lakers (4-2) in the 2008 NBA Finals...**2006-07 (Boston):** Started his third

season in Boston averaging career-highs in scoring (11.5 points), rebounding (3.8) and assists (1.7) in 24.4 minutes in 33 games (18 starts) before suffering a season-ending tear of the anterior cruciate ligament (ACL) and medial collateral ligament (MCL) of his left knee 1/10 vs. IND...**2005-06 (Boston):** Averaged 7.2 points, 2.2 rebounds, 1.3 assists and 1.0 steals in 19.2 minutes in 51 games (nine starts) in his second season with the Celtics...Blocked a career-high four shots 3/20 vs. LAL...**2004-05 (Boston):** Averaged 6.4 points, 2.9 rebounds and 0.99 steals in 16.4 minutes in 77 games (34 starts) as a rookie...Tied for fourth among rookies in steals...Participated in the Rookie Challenge at the 2005 NBA All-Star Weekend, scoring a team-high 17 points...Scored 20 points in his first career start on Jan. 22, 2005 at Atlanta...Made his NBA debut on 11/3 vs. PHI...**2005 Playoffs:** Recorded 2.7 points, 1.7 rebounds and 0.3 assists in 12.9 minutes, appearing in all seven playoff games (three starts) for Boston.

College (Oklahoma State University, 2002-04/Wabash Valley College, 2001-02/Butler County C.C., 2000-01): In two seasons at Oklahoma State University (2002-04), averaged 15.3 points, 5.5 rebounds, 2.9 assists, 2.0 steals and 0.8 blocks in 31.4 minutes in 67 games (62 starts)...Became the first player in Cowboys history to surpass the 1,000 career point threshold in just two seasons...Played his first two collegiate seasons at Wabash Valley (Ill.) and Butler County (Kan.) Community College...**2003-04 (Senior - Oklahoma State):** Led Oklahoma State in scoring (16.0 points) and guided the Cowboys to the 2004 NCAA Final Four...Named Big 12 Player of the Year and earned Honorable Mention All-America by The Associated Press...Averaged 5.5 rebounds and 2.1 steals in 35 games (34 starts)...Posted 15.2 points, 6.0 rebounds and 4.0 rebounds during the 2004 NCAA Tournament...Scored 23 points and grabbed seven rebounds in a Sweet 16 win over Pittsburgh 3/25...Recorded 13 points, four rebounds and four assists in Oklahoma State's Final Four loss to Georgia Tech 4/3...**2002-03 (Junior - Oklahoma State):** Averaged 14.4 points and 5.4 rebounds in 32 games (28 starts) en route to his consensus selection as Big 12 Newcomer of the Year...**2001-02 (Sophomore - Wabash Valley):** Averaged 14.5 points and 5.3 rebounds in 38 games...Led team to a 32-6 record and a fourth-place finish at the NJCAA Championships, averaging 22.8 points and 10.5 rebounds during the tournament...Named Second Team All-Region XXIV...**2000-01 (Freshman - Butler County C.C.):** Averaged 16.5 points, 6.1 rebounds and 2.8 steals in 32 games (31 starts)...Named Second Team All-Jayhawk West Conference and Jayhawk West Freshman of the Year.

Personal: Son of Ella Allen...Has two sisters, Ebony and Dominique, and a brother, Ryan, who played on the Memphis Grizzlies' 2012 summer league squad following a four-year collegiate career at Wisconsin Milwaukee...Attended Crane High School in Chicago and played alongside NBA guard Will Bynum, whom he would play against when Oklahoma State met Georgia Tech in the 2004 NCAA Final Four...Previously hosted annual "Grit & Grind Basketball Academy," a free summer basketball clinic for boys and girls, during offseasons in Memphis...Remains close friends with current Grizzlies basketball operations assistant/scout Glynn Cyprien, who served as an assistant coach during his career at

NBA REGULAR SEASON STATS


SEASON	TEAM	GP	MIN	FGM	FGA	FG%	FTM	FTA	FT%	OREB	DREB	TREB	AST	TO	STL	BLK	PF	PTS	PPG	RPG	APG
2004-05	BOS	77	1262	184	387	0.475	112	152	0.737	85	136	221	64	77	76	24	156	492	6.4	2.9	0.8
2005-06	BOS	51	978	129	274	0.471	100	134	0.746	32	79	111	67	67	51	18	126	369	7.2	2.2	1.3
2006-07	BOS	33	805	133	259	0.514	105	134	0.784	35	89	124	56	75	49	12	87	379	11.5	3.8	1.7
2007-08	BOS	75	1373	169	389	0.434	138	181	0.762	34	134	168	114	109	62	21	168	494	6.6	2.2	1.5
2008-09	BOS	46	887	137	284	0.482	79	109	0.725	22	82	104	66	77	54	23	98	359	7.8	2.3	1.4
2009-10	BOS	54	889	129	253	0.510	72	119	0.605	52	93	145	72	66	59	19	109	330	6.1	2.7	1.3
2010-11	MEM	72	1494	251	492	0.510	137	182	0.753	70	123	193	104	86	129	44	161	643	8.9	2.7	1.4
2011-12	MEM	58	1525	210	448	0.469	140	175	0.800	98	135	233	79	94	104	33	142	568	9.8	4.0	1.4
2012-13	MEM	79	2109	284	638	0.445	134	187	0.717	121	242	363	98	94	119	44	211	705	8.9	4.6	1.2
2013-14	MEM	55	1278	204	413	0.494	76	121	0.628	79	129	208	94	90	90	19	121	495	9.0	3.8	1.7
2014-15	MEM	63	1648	225	455	0.495	79	126	0.627	103	177	280	84	84	129	30	166	539	8.6	4.4	1.4
2015-16	MEM	64	1620	215	469	0.458	90	138	0.652	104	192	296	70	78	110	18	175	535	8.4	4.6	1.1
2016-17	MEM	71	1914	274	595	0.461	80	130	0.615	166	225	391	98	100	115	29	178	643	9.1	5.5	1.4
TOTALS	--	721	16520	2360	4969	0.475	1230	1736	0.709	916	1700	2616	1004	1022	1071	310	1742	6059	8.4	3.6	1.4

3-POINT FG: 2004-05, 12-31 (.387); 2006-06, 11-34 (.324); 2006-07, 8-33 (.242); 2007-08, 18-57 (.316); 2008-09, 6-27 (.222); 2009-10, 0-5 (.000); 2010-11, 4-23 (.174); 2011-12, 8-26 (.308); 2012-13, 3-24 (.125); 2013-14, 11-47 (.234); 2014-15, 10-29 (.345); 2015-16, 15-42 (.357); 2016-17, 15-54 (.278); TOTALS, 121-432 (.280).

NBA POSTSEASON STATS

SEASON	TEAM	GP	MIN	FGM	FGA	FG%	FTM	FTA	FT%	OREB	DREB	TREB	AST	TO	STL	BLK	PF	PTS	PPG	RPG	APG
2004-05	BOS	7	90	8	18	0.444	3	7	0.429	4	8	12	2	5	3	2	17	19	2.7	1.7	0.3
2007-08	BOS	15	65	9	16	0.563	2	5	0.400	1	2	3	3	1	2	0	5	20	1.3	0.2	0.2
2008-09	BOS	10	60	4	8	0.500	1	1	1.000	1	8	9	3	1	2	0	4	9	0.9	0.9	0.3
2009-10	BOS	24	391	47	98	0.480	28	36	0.778	13	28	41	17	23	25	14	58	122	5.1	1.7	0.7
2010-11	MEM	13	350	43	101	0.426	27	41	0.659	15	23	38	20	24	25	5	43	114	8.8	2.9	1.5
2011-12	MEM	7	170	18	45	0.400	12	17	0.706	8	14	22	5	10	9	7	21	48	6.9	3.1	0.7
2012-13	MEM	15	422	54	125	0.432	44	58	0.759	37	54	91	27	19	30	5	48	154	10.3	6.1	1.8
2013-14	MEM	7	230	35	72	0.486	16	21	0.762	23	31	54	10	12	12	1	23	86	12.3	7.7	1.4
2014-15	MEM	710	279	28	57	0.491	9	12	0.750	14	38	52	15	13	24	11	27	66	6.6	5.2	1.5
2015-16	MEM	4	94	10	33	0.303	9	13	0.692	6	5	11	3	6	5	2	11	30	7.5	2.8	0.8
TOTALS	--	112	2151	256	573	0.447	151	211	0.716	122	211	333	105	114	137	47	257	668	6.0	3.0	0.9

3-POINT FG: 2007-08, 0-1 (.000); 2009-10, 0-5 (.000); 2010-11, 1-7 (.143); 2011-12, 0-5 (.000); 2012-13, 2-8 (.250); 2013-14, 0-7 (.000); 2014-15, 1-7 (.143); 2015-16, 1-7 (.143); TOTALS, 5-47 (.106)



Position
CENTER
NBA Years
7
Height/Weight
7-0/255
Birthdate
JULY 4, 1986
Birthplace
BURSA, TURKEY
Prior to NBA
FENERBACHE S.K.

CAREER HIGHS	
PTS	24 at MIN 4/13/16
FGM	11 vs. ORL 4/1/13
FGA	14 vs. NOH 1/2/13
3FGM	--
3FGA	1 at POR 4/5/13
FTM	11 (Twice)
FTA	14 (Twice)
OREB	9 (Twice)
DREB	17 (3 Times)
TREB	23 (Twice)
ASTS	4 at DEN 1/30/13
STLS	4 vs. DET 11/10/12
BLKS	5 (5 Times)
MINS	44 at POR 11/16/12

Transactions: Drafted by Portland (36th overall) in the second round of the 2008 NBA Draft ... Draft rights were traded to Chicago in exchange for Denver's 2009 second-round pick, New York's 2009 second-round selection and Chicago's 2010 second-round pick 9/10/10 ... Signed as a restricted free agent by Houston 7/24/12, after Chicago chose not to match Houston's offer sheet...Acquired by New Orleans along with Omri Casspi and cash considerations in three team trade with Houston and Washington in exchange for a future first-round pick, Alonzo Gee and Scotty Hopson to Houston and Melvin Ely to Washington 7/15/14...Re-signed to a multi-year contract by New Orleans 7/9/15.

2016-17 Season (New Orleans): In 31 games with New Orleans (19 starts), averaged 2.7 points and 5.3 rebounds per game in 15.6 minutes... Notched four games of double-digit rebounds and two games of double-digit scoring...Notched one double-double, grabbing 11 boards and scoring 10 points vs. LAL (11/29)...Sidelined for the final 25 contests of the season due to a gastrointestinal infection.

Professional: Has appeared in 453 career NBA regular season games (262 starts) with Chicago, Houston, and New Orleans...Holds averages of 5.4 points, 7.3 rebounds and 0.7 blocks per game in 19.9 minutes...Owns 136 career 10-plus rebounding games, including four career 20-rebound performances...Has appeared in 37 career playoff games for Chicago, Houston and New Orleans, averaging 4.1 points and 5.5 rebounds...**2015-16 (New Orleans):** In 68 games with the New Orleans Pelicans (64 starts), averaged 4.0 points and 6.1 rebounds per game in 17.3 minutes...Notched 12 games of double-digit rebounds...Notched his second double-double of the season, grabbing 11 boards and scoring a career high 24 points on 10-13 from the floor in a season-high 32 minutes 4/13 at MIN...Sidelined for five out of the first six contests with a calf strain...**2014-15 (New Orleans):** In 76 games (all starts), averaged 7.3 points, 9.8 rebounds and 0.7 blocks per game in 26.1 minutes...Averaged 4.1 points and 5.5 rebounds over four games in first round series vs. Golden State...Grabbed 13 rebounds 4/20 at GSW...Grabbed a season-high 18 rebounds in a win 4/10 vs. PHX...Tied a season-high with 16 points to go along with 11 rebounds 3/17 vs. MIL...recorded a double-double, scoring 10 points and grabbing 13 rebounds, including a season-high eight offensive boards 3/15 vs. DEN...Notched his 10th double-double of the season with 12 points and 15 rebounds 3/10 at BKN...Grabbed 16 boards (14 defensive) 3/1 vs. DEN...Recorded his eighth double-double of the season, scoring 14 points and grabbing 11 rebounds, while also setting season-highs from the foul stripe with six makes on 10 attempts 2/23 vs. TOR...Recorded five blocks 2/9 vs. UTA, tying a career-high...Notched his 7th double-double of the season with 10 points and 11 rebounds 1/25 vs. DAL...Grabbed a season-high-tying 17 rebounds to go along with 11 points, recording his 6th double-double of the season 1/19 at NYK...Recorded his fifth double-double of the season with 14 boards and a season-high 16 points 12/9 vs. NYK...Inactive with lower back pain, missing the matchups 11/17-11/22 at POR, SAC, DEN, and UTA...Recorded 14 points and 17 rebounds (including a career-high 10 offensive) and career-high-tying five blocks in his Pelicans debut 10/28 vs. ORL...**2013-14 (Houston):** In 48 games with the Houston Rockets (19 starts), averaged 5.8 points, 7.9 rebounds and 0.8 blocks per game in 20.2 minutes...Pulled down a team-high 10 rebounds off the bench at MEM 11/25...Returned to the lineup with five rebounds in 10:59 of action at MIL 2/8, marking his first game action since at UTA 12/2...Collected 12 boards at LAL 12/9...Started at center vs. UTA 3/17, posting 12 points (5-of-12 FG) and 11 rebounds...Recorded 12 points (5-of-9 FG) and 11 boards vs. LAC 3/29...Had 12 points (5-of-8 FG), a career-high 23 rebounds and two blocks at BKN 4/1...Added 15 boards at TOR 4/2 and 12 rebounds vs. OKC 4/4...Posted a season-high 18 points (6-of-11 FG, 6-of-11 FT), a career-high-tying 23 rebounds (17 in the first half), three steals and three blocks vs. DEN 4/6...**2012-13 (Houston):** In his first season with

Houston in 2012-13, averaged 10.1 points, 11.7 rebounds and 1.06 blocks in 82 games (82 starts)...**2011-12 (Chicago):** Appeared in all 66 games (two starts) with Chicago, averaging 3.1 points, 5.3 rebounds, 1.03 blocks (31st in NBA) and 14.7 minutes per game...Grabbed 10 or more rebounds five times and scored 10-plus points three times...Tallied eight points (3-of-6 FG), 14 boards and a career-high-tying five blocks vs. Washington (1/11/12)... Finished with a season-high 11 points (5-of-6 FG) vs. PHX 1/17...Made his first career start vs. CHA 1/21, posting six points, a season-high 15 rebounds, three steals and two blocks in 38:36 of play...Matched his five blocks vs. DEN 3/26...Netted nine points (3-of-6 FG) and equaled his season-best 15 boards (seven offensive) at CHA 4/18...**2010-11 (Chicago):** Appeared in all 82 games with the Bulls, posting averages of 2.8 points, 3.7 boards, 0.68 blocks and 12.1 minutes per game...Posted four games of double-digit rebounding, three games with 10- plus points and recorded one double-double...Ranked fifth in the NBA in offensive rebounds per 48 minutes (5.4), 11th in blocks per 48 minutes (2.72), 12th in rebounds per 48 minutes and 20th in defensive rebounds per 48 minutes (9.4)...Posted 13 points (5-6 FG), seven boards and a season-high five blocks vs. TOR 1/4...Pulled down 11 rebounds despite not attempting a field goal or a free throw vs. MIA 2/24 to become the first rookie in NBA history to grab at least 10 boards in a game without taking a shot of any kind...Grabbed 13 rebounds at ORL 3/4...Notched his first career double-double with 11 points and a season-high 16 boards at NJN 3/17...Scored a season-high 14 points (6-of-6 FG) vs. SAC 3/21.

International: Member of Turkish national team at 2014 FIBA World Cup, helping lead his country to a 4-3 finish and an appearance in the quarter finals...Averaged 9.9 points and a team-high 8.4 rebounds...Best game of the tournament came in a 77-73 overtime win against Finland, recording a game-high 22 points on 7-of-12 (58.3) shooting from the field and a game-high eight rebounds... Grew up playing for Fenerbahçe S.K. Istanbul (2005-10) in his native Turkey ... Was loaned to Kadikoy Belediyesi in the Turkish League's second division for the majority of the 2005-06 season ... Played with the silver-medal-winning Turkish National Team in the U-20 European Championships in Izmir, Turkey ... Was again a member of the silver-medal-winning Turkish squad at the 2010 FIBA World Championships held in Istanbul ... Missed two months of action due to a broken left clavicle in 2009-10 ... In 2007-08 between Alpella and Fenerbahçe, he led the league in blocked shots (1.90) ... Set a Euroleague record for blocked shots in Top-16 round play with 19 in 2007-08 and garnered Turkish League All-Star honors for the second year in a row ... In 2006-07, led the league in rebounding (11.2 rpg) and ranked second in blocked shots (2.00 bpg), earning Turkish League All-Star honors and Eurobasket.com All-Turkish League Newcomer of the Year accolades.

Personal: Born Ormer Faruk Asik on July 4, 1986, in Bursa, Turkey...Hosted a holiday party with the USO and Chicago Housing Authority in 2010 ... Visited members of the Houston Police Department on Sept. 11, 2012, thanking them for their service in commemoration of Patriot Day...Donated over 1,000 Pelicans tickets to underprivileged children during the 2014-15 season.


NBA REGULAR SEASON STATS

SEASON	TEAM	GP	MIN	FGM	FGA	FG%	FTM	FTA	FT%	OREB	DREB	TREB	AST	TO	STL	BLK	PF	PTS	PPG	RPG	APG
2010-11	CHI	82	989	78	141	0.553	73	145	0.503	112	194	306	32	64	20	56	153	229	2.8	3.7	0.4
2011-12	CHI	66	971	79	156	0.506	47	103	0.456	127	223	350	32	68	30	68	121	205	3.1	5.3	0.5
2012-13	HOU	82	2464	332	614	0.541	168	299	0.562	275	681	956	75	173	46	87	223	832	10.1	11.7	0.9
2013-14	HOU	48	968	101	190	0.532	78	126	0.619	101	277	378	25	59	14	37	92	280	5.8	7.9	0.5
2014-15	NOP	76	1982	213	412	0.517	131	225	0.582	244	504	748	72	95	29	54	144	557	7.3	9.8	0.9
2015-16	NOP	68	1178	104	195	0.533	61	112	0.545	120	294	414	26	60	21	23	124	269	4.0	6.1	0.4
2016-17	NOP	31	482	31	65	0.477	23	39	0.590	48	115	163	15	14	5	10	51	85	2.7	5.3	0.5
TOTALS	--	453	9034	938	1773	0.529	581	1049	0.554	1027	2288	3315	277	533	165	335	908	2457	5.4	7.3	0.6

3-POINT FG: 2012-13, 0-1 (.000).

NBA POSTSEASON STATS

SEASON	TEAM	GP	MIN	FGM	FGA	FG%	FTM	FTA	FT%	OREB	DREB	TREB	AST	TO	STL	BLK	PF	PTS	PPG	RPG	APG
2010-11	CHI	15	148	6	13	0.462	3	10	0.300	10	21	31	1	2	2	8	21	15	1.0	2.1	0.1
2011-12	CHI	6	128	7	14	0.500	6	17	0.353	8	20	28	8	1	1	10	14	20	3.3	4.7	1.3
2012-13	HOU	6	208	22	39	0.564	30	47	0.638	21	46	67	3	3	3	10	22	74	12.3	11.2	0.5
2013-14	HOU	6	163	16	33	0.485	3	3	1.000	21	28	49	4	3	3	4	29	35	5.8	8.2	0.7
2014-15	NOP	4	79	2	10	0.200	4	7	0.571	12	17	29	6	5	5	0	10	8	2.0	7.3	1.5
TOTALS	--	37	726	53	109	0.486	46	84	0.548	72	132	204	22	43	14	32	96	152	4.1	5.5	0.6



Position
GUARD

NBA Years

4

Height/Weight
6-3/175

Birthdate
MARCH 7, 1991

Birthplace
MEMPHIS, TENN.

College
BELMONT

High School
GERMANTOWN H.S.
(Germantown, Tenn.)

CAREER HIGHS

PTS	36 at SAS 3/11/17
FGM	15 at sas 3/11/17
FGA	21 at sas 3/11/17
3FGM	5 vs. lal 11/23/16
3FGA	5 (6 times)
FTM	6 vs. mem 11/2/15
FTA	6 (twice)
OREB	4 vs. tor 12/28/16
DREB	4 (6 times)
TREB	5 (3 times)
ASTS	6 at lal 1/5/16
STLS	3 (3 times)
BLKS	4 at lal 1/5/16
MINs	37 vs. den 1/2/16

Transactions: Undrafted in 2013...Signed as a free agent by Utah 7/29/13...Waived by Utah 3/26/15...Claimed off waivers by Denver 3/28/15...Signed as a free agent by Golden State 9/25/15...Re-signed with Golden State 7/8/16...Signed as a free agent by New Orleans 8/3/17.

2016-17 Season (Golden State): Appeared in 77 games, averaging a career-best 6.8 points, 1.6 rebounds and 1.2 assists in a career-high 14.8 minutes while shooting a career-high 48.7 percent from the field...Scored in double-figures in a career-best 18 games...Tallied 20 or more points in four games and 30-plus once...Scored 17 points on 4/8 vs. New Orleans, his 18th game of the season in double figures...Scored a career-high 36 points (15-of-21 FG) in a season-high 34 minutes off the bench on 3/11 at San Antonio, the first 30-point game of his career and the first by a Warriors reserve in the regular season since Jordan Crawford tallied 41 points on 4/16/14 at Denver...Scored 22 points off the bench at Portland (11/1) on a perfect 8-8 from the field and 3-3 from three-point range, becoming the first Warriors player to come off the bench and make at least eight field goal attempts without a miss since Chris Mullin did so at Milwaukee (1/18/96)...Became the first Warriors reserve to score at least 20 points since Marreese Speights tallied 25 points vs. Phoenix (3/12/16)...DNP-CD four times...Missed one game with a throat injury (11/26)...**PLAYOFFS:** Appeared in 16 games, helping Warriors to 2017 NBA Championship in five games over Cleveland...Averaged 6.8 points on .506 shooting from the field, including .361 from three-point range and .941 from the free throw line...Scored in double figures in five games, including a playoff career-high 13 points in game 2 of their first round series vs. POR...Scored 10 points off the bench in game 2 of NBA finals vs. CLE.

Professional: Has appeared in 196 regular season games with Utah, Denver and Golden State, averaging 4.5 points and 1.1 rebounds...Has appeared in 32 career playoff games (all with Golden State), averaging 5.5 points and 1.2 rebounds...**2015-16 (Golden State):** Appeared in 66 games (one start), averaging 3.6 points, 1.0 rebound and 1.0 assist in 8.8 minutes, shooting a career-high 44.1 percent from the field...Scored in double figures six times and 20-plus once...Tied a career-high with four rebounds on 3/11 vs. Portland...Appeared in his 100th career game on 3/1 vs. Atlanta, tallying three points and two rebounds in 15 minutes...Recorded career-highs of six assists and four blocks on 1/5 at the L.A. Lakers while matching a career-best with four rebounds...Scored 15 points in a career-high 37 minutes on 1/2 vs. Denver, marking his fourth-straight game scoring in double-figures (12/28-1/2), a career-best streak...Scored a career-high 21 points on 12/30 at Dallas, hitting 8-of-12 (.667) from the field...Made his first career start on 12/11 at Boston, tallying six points and three rebounds in 19 minutes...Hit a career-high four threes on five attempts in just six minutes on 11/30 at Utah, finishing with 12 points...Scored 15 points in 12 minutes (all in the fourth quarter) on 11/2 vs. Memphis, hitting a perfect 4-of-4 from the field, including one three-pointer, and a career-high six free throws on six attempts...Made his Warriors debut on 10/30 at Houston, tallying two points and two assists in five minutes...DNP-CD 12 times...Inactive four times...**PLAYOFFS:** Appeared in 16 postseason games, averaging 4.1 points, 1.1 rebounds and 1.0 assist in 9.6 minutes, shooting 49.1 percent from the field...Made his NBA Finals debut in Game 1 of The Finals on 6/2 vs. Cleveland, logging three minutes...Grabbed a postseason career-high four rebounds in Game 3 of the Western Conference Finals on 5/22 at Oklahoma City, tallying eight points, three assists and two steals in 20 minutes...Swiped a playoff career-high three steals in Game 5 of the First Round on 4/27 vs. Houston...Tallied playoff career-highs in points (11), assists (5) and minutes (21) in Game 3 of the First Round on 4/21 vs. Houston, marking his first career postseason game in double figures...Made his NBA playoff debut

in Game 1 of the First Round on 4/16 vs. Houston, connecting on one three-pointer to finish with three points in four minutes...**2014-15 (Utah/ Denver):** Appeared in 30 games with Utah and Denver, averaging 1.9 points in 6.4 minutes...Appeared in 23 games with Utah, averaging 1.9 points in 7.0 minutes...Appeared in seven games with Denver, averaging 1.9 points in 4.4 minutes...Matched a season-high with nine points on 4/15 at Golden State, tying a season-high with three steals...Scored a season-high nine points on 1/3 at Minnesota, hitting a season-high three three-pointers on three attempts...Played a season-high 21 minutes on 1/2 vs. Atlanta, scoring five points and dishing out a season-high four assists...Appeared in seven games on assignment with the NBA Development League's Idaho Stampede, averaging 14.0 points and 2.3 rebounds in 31.9 minutes...**2013-14 (Utah):** Appeared in 23 games, averaging 3.0 points in 7.5 minutes...Scored a season-high 10 points and grabbed two rebounds on 11/18 vs. Golden State...Logged a season-high 17 minutes on 11/6 at Boston...Made his NBA debut on 11/1 at Phoenix, tallying three rebounds, one steal and one block in nine minutes of play...DNP-CD 24 times and inactive 35 times...**G League:** Appeared in six games on assignment with the NBA Development League's Bakersfield Jam, averaging 12.4 points and 3.3 rebounds in 32.3 minutes/steals.

College: Appeared in 133 games over four seasons at Belmont, averaging 14.4 points, 2.9 rebounds, 2.2 assists and 1.22 steals, shooting .484 percent from the field and .425 percent from three-point range...Finished his career as Belmont's NCAA-era all-time leader in points (1,920) and three-point field goals (340)...**2012-13:** Portsmouth Invitational All-Tournament Team...Associated Press All-America Honorable Mention...Naismith and Lou Henson National Player of the Year candidate...National Three-Point Championship Third Place (Final Four)...Lefty Driesell Defensive All-America...Mid-Major All-America...OVC co-Player of the Year... First Team All-OVC...OVC Defensive Player of the Year...OVC All-Tournament Team...Tennessee Sports Writers Association (TSWA) Men's Basketball Player of the Year...Four-time OVC Player of the Week...Three-time TSWA Player of the Year...Great Alaska Shootout All-Tournament Team...UCF All-Tournament Team... Team Captain...33 game appearances, all starts...Emerged as one of the top all-around shooting guards in the nation...Tremendous shooter with 'old school' mid-range game and active defender...30 double figure scoring games...Belmont's NCAA era career leader in points (1,920) and three-point field goals (340)...Broke program's career scoring mark in soldout ESPN BracketBuster victory vs. Ohio (2/23/13)...Third in nation in three-point field goal percentage (.459)...Third in nation in field goal percentage among guards (.543)...10th in nation in three-point field goals per game (3.09)...3rd in OVC in scoring (18.2)...9th in OVC in steals per game (1.6)...Career-high 32 points, four rebounds, two blocked shots vs. UT Martin (1/12/13)...21 points vs. Arizona in NCAA Tournament second round (3/21/13)...Would be Atlantic Sun or Ohio Valley Conference career three-point field goals made leader had Belmont been in either league four years...**2011-12:** First Team All-Atlantic Sun...Atlantic Sun Defensive Player of the Year...Atlantic Sun All-Tournament Team...CollegeInsider.com Mid Major Defensive All-American...Preseason Atlantic Sun Player of the Year (multiple media outlets)...34 game starts...25 double figure scoring games...34th in NCAA in three-point field goal percentage...Second in Atlantic Sun and 33rd in NCAA in three-point field goals per game...23 points - all second half -, six rebounds at Stetson (2/13/12)...16 points, six rebounds in Atlantic Sun Championship vs. Florida Gulf Coast (3/3/12)...14 points, went over 1,000 career points vs. Troy (12/15/11)...12 points in NCAA Tournament second round game vs. Georgetown (3/16/12)...**2010-11:** NABC All-District 3 Second Team...Atlantic Sun Most Valuable Player (CollegeInsider.com)...Honorable Mention Mid Major All-American (CollegeHoops.net)...First Team All-Atlantic Sun...Atlantic Sun All-Tournament Team...Atlantic Sun Player of the Week (1/18/11, 2/21/11)...Preseason All-Atlantic Sun (Sporting News, Athlon, Lindy's, league office)...Ranked among Atlantic Sun leaders in five statistical categories...Third in Atlantic Sun in three-point field goal percentage, 7-7th in three-point field goals per game...58th in NCAA in effective field goal percentage (Ken Pomeroy)...Led team in scoring (12.2 ppg)...25 double figure scoring games...Started 35 games, and all 66 games of career...**2009-10:** Turned in one of the finest freshman seasons in all of college basketball...CollegeInsider.com Mid Major Freshman All-American...Sporting News Atlantic Sun Freshman of the Year...Atlantic Sun Freshman of the Year...Second Team All-Atlantic Sun...Atlantic Sun All-Freshman Team...Atlantic Sun Player of the Week (2/8/10)...First freshman of Bruin NCAA era to lead team in scoring...Only Bruin to start all 31 games...Fifth among all NCAA freshmen in made three-point field goals...Among Atlantic Sun leaders in five statistical categories...Third in three-point field goal percentage...Fourth in three-point field goals per game...Fifth in free throw percentage...Eighth in scoring...Team-high 23 double figure scoring games and led team in scoring 17 times...Eight 20-plus point games...At least one three-point field goal in 28 games...Career-high tying 31 points on 9-for-11 three-point shooting vs. North Florida (2/7/10) - nine treys one off Curb Event Center record and among NCAA single-game highs...Career-high tying 31 points vs. Stetson (1/4/10)...First career double-double of 21 points, 10 rebounds at Stetson (2/18/10)...21 points in collegiate debut vs. Portland State (11/13/09)...19 points vs. Mercer in Atlantic Sun Quarterfinal (3/4/10)...Career-high five steals at ETSU (2/1/10).

Personal: Full name is Ian Patrick Clark... Son of Jon and Shelia Clark... Has one sibling, Chris... Majored in Business Administration... Averaged 23 points, five rebounds and five assists as a senior in high school... Named to the 2009 Tennessee All-Region Team and the 2009 Pepsi/Memphis Commercial Appeal 'Best of the Preps' Basketball Team for Class AAA... First player ever from Germantown High School to make the NBA... Rode in an IndyCar in September 2016 to help promote the GoPro Grand Prix of Sonoma Verizon IndyCar Series season finale... Played AAU Basketball for Memphis YOMCA... Won back-to-back state titles in middle school... Is on Twitter @lanClark.

NBA REGULAR SEASON STATS

SEASON	TEAM	GP	MIN	FGM	FGA	FG%	FTM	FTA	FT%	OREB	DREB	TREB	AST	TO	STL	BLK	PF	PTS	PPG	RPG	APG
2013-14	UTA	23	172	26	67	0.388	5	7	0.714	3	16	19	15	14	8	2	24	68	3.0	0.8	0.7
2014-15	UTA/DEN	30	192	19	55	0.345	9	9	1.000	4	12	16	12	9	8	3	20	57	1.9	0.5	0.4
2015-16	GSW	66	578	89	202	0.441	28	34	0.824	13	55	68	64	43	17	13	58	236	3.6	1.0	1.0
2016-17	GSW	77	1137	211	433	0.487	44	58	0.759	22	99	121	90	55	39	8	77	527	6.8	1.6	1.2
TOTALS	--	196	2079	345	757	0.456	86	108	0.796	42	182	224	181	121	73	26	179	888	3.8	1.0	0.8

3-POINT FG: 2013-14, 11-31 (.388); 2014-15, 10-30 (.300); 2015-16, 30-84 (.357); 2016-17, 61-163 (.374); TOTALS: 122-308 (.364)

NBA POSTSEASON STATS

SEASON	TEAM	GP	MIN	FGM	FGA	FG%	FTM	FTA	FT%	OREB	DREB	TREB	AST	TO	STL	BLK	PF	PTS	PPG	RPG	APG
2015-16	GSW	16	154	26	53	0.491	8	10	0.800	2	15	17	16	9	8	0	18	66	4.1	1.1	1.0
2016-17	GSW	16	219	40	79	0.506	16	17	0.941	4	22	26	11	11	6	0	17	109	6.8	1.6	0.7
TOTALS	--	32	373	66	132	0.500	24	27	0.889	6	37	43	27	20	14	0	35	175	5.5	1.3	0.8

3-POINT FG: 2015-16, 6-18 (.333); 2016-17, 13-36 (.361); TOTALS: 19-54 (.352)



Position
FORWARD

NBA Years
7

Height/Weight
6-11/270

Birthdate
AUGUST 13, 1990

Birthplace
MOBILE, ALA.

College
KENTUCKY

High School
LEFLORE MAGNET H.S.
(Mobile, Ala.)

CAREER HIGHS

PTS	56 vs. CHA 1/25/16
FGM	21 vs. CHA 1/25/16
FGA	34 at WAS 11/28/16
3FGM	5 (5 Times)
3FGA	10 at NYK 12/4/16
FTM	20 at PHI 1/30/17
FTA	22 at PHI 1/30/17
OREB	12 vs. IND 1/18/12
DREB	20 (Twice)
TREB	24 (Twice)
ASTS	13 vs. NOP 4/3/15
STLS	6 (Twice)
BLKS	6 (Twice)
MINs	50 at HOU 3/26/12

Transactions: Selected by Sacramento with the 5th overall pick in the 2010 NBA Draft... Signed a multi-year contract with the Kings on 7/7/10... Signed a multi-year contract with the Kings on 9/30/13... Traded to New Orleans with Omri Casspi on 2/20/17 in exchange for Tyreke Evans, Langston Galloway, Buddy Hield, and draft picks.

2016-17 Season (Sacramento/New Orleans): Averaged 27.0 points 11.0 rebounds, and 4.6 assists in 72 games (all starts) for New Orleans and Sacramento... Scored in double-figures in all 72 contests he played in, 20 or more in 56, 30 or more in 26, 40 or more in five and 50 or more once... Grabbed 10 or more rebounds in 45 games, 15 or more in 14 games, and 20 or more in two games... Dished out 10 or more assists three times... Recorded 46 double-doubles, 12 20-point, 15-rebound double-doubles... Averaged 24.4 points on .452 shooting, including .375 from three-point range, while averaging 12.4 boards and 3.9 assists in 17 games for New Orleans after being acquired in February... Tied a career best with 24 rebounds (20 defensive), setting a New Orleans franchise record vs. SAS (3/3)... Tallied 31 points (including 19 in the second quarter) and 10 rebounds in 22 minutes at OKC (2/26), becoming the first player since Moses Malone (12/27/86) to record at least 31 points and 10 rebounds in 22 minutes or less played... Additionally, Cousins was 15-of-15 from the free throw line, becoming the first F/C since Amar'e Stoudemire (11/5/08) to go a perfect 15-of-15 from the charity stripe... Made his Pelican debut vs. HOU (2/23) recording 27 points, 14 rebounds, five assists, five steals and four blocks, falling just one shy of a rare 5x5... Cousins became the first player in NBA history to record a stat line of this stature in his debut game with his new team after being traded mid-season... Averaged 27.8 points, 10.6 rebounds, 4.8 assists, 1.4 steals and 1.3 blocks in 34.4 minutes per game over 55 contests (all starts) with Sacramento... Led Kings in scoring 46 times, rebounds 38 times and assists 25 times... Has recorded 34 double-doubles and two triple-doubles... Has scored 30 or more points 11 times this season... Scored a season-high 55 points on 17-of-28 (.607) shooting, including 5-of-8 (.625) from three-point range and 16-of-17 (.941) from the free throw line, to go with 13 rebounds in win over POR 12/20... Recorded his fifth career triple-double of his career 1/18 vs. IND, recording 25 points, 12 rebounds and 10 assists... Registered sixth career triple-double 2/3 vs. PHX, scoring 22 points, grabbing 12 rebounds and handing out 12 assists... Named the Western Conference Player of the Week for games played 1/23-29, leading the Kings to a 3-1 week while averaging 27.8 points, 14.5 rebounds, 6.0 assists, 1.5 steals and 1.25 blocks... Selected by the NBA's head coaches as a reserve on the Western Conference team for the 2017 NBA All-Star Game.

Professional: Has played in 487 games (465 starts) with averages of 21.2 points, 10.8 rebounds, 3.0 assists, and 1.4 steals... Has recorded six triple-doubles... He has recorded 203 performances of 20-plus points/10-plus rebounds, 20-plus points 271 times, and 30-plus points in 85 contests... Recorded double-digit rebounds on 297 occasions, 15+ rebounds 88 times, and five-plus blocks eight times... **2015-16 (Sacramento):** Averaged a team-high 26.9 ppg (.451 FG%, .333 3pt%, .718 FT%), a team-high 11.5 rpg, 3.3 apg, 1.55 spg, 1.42 bpg and 34.6 mpg in starting all 65 games he played in... Ranked fourth in scoring and fifth in rebounding in the NBA... Scored in double-figures in 64 games, 20 or more in 52, 30 or more in 26, 40 or more in four and 50 or more once... Grabbed 10 or more rebounds in 47 games, 20 or more in two games... Dished out 10 or more assists in one game... Recorded 47 double-doubles, two 20-point, 20-rebound double-doubles... Recorded one triple-double (2/5 at Brooklyn)... Led team in scoring in 52 games and rebounding in 54 and assists in three... Named Western Conference

Player of the Week for games played Nov. 9-15 after leading the Kings to a 3-1 record, averaging 32.5 ppg (.456 FG%, .474 3pt%, .765 FT%), 11.0 rpg, 2.0 apg, 1.5 bpg and 36.3 mpg. For the fourth time in his career and the second time this season, Cousins was named Western Conference Player of the Week for games played Jan. 18-24 after leading the Kings to a 3-0 record while averaging 36.0 ppg (.526 FG%, .667 3pt%, .722 FT%), 14.7 rpg, 3.3 apg, 1.7 spg, 1.0 bpg and 37.7 mpg. His previous two times winning the honor was 1/13/14 and 11/24/14...Selected by the NBA's head coaches as a reserve on the Western Conference team for the 2016 NBA All-Star Game (1/28/16)...**2014-15 (Sacramento):** Averaged a team-high and career-high 24.1 ppg (.467 FG%, 2-8 3pt, a career-high .782 FT%), a team-high and career-best 12.7 rpg, a career-high 3.6 apg, 1.53 spg, a career-high 1.76 bpg and 34.1 mpg in starting all 59 games he played in...Missed 10 games (11/28-12/16/14) due to a viral meningitis...Scored in double-figures in 59 games, 20 or more in 46, 30 or more in 11...Grabbed 10 or more rebounds in 47 games, 20 or more rebounds in four games...Dished out 10 or more assists in two games...Recorded 47 double-doubles...Recorded two triple-doubles...Led the Kings in scoring in 40 games, rebounding in 50 and assists in nine...Led Kings in all three categories in six games (11/26, 1/4, 1/13, 1/30, 4/1, 4/3)...**2013-14 (Sacramento):** Averaged a team-leading 22.7 ppg (a career-high .496 FG%, 0-7 3pt, .726 FT%), a team-high 11.7 rpg, 2.9 apg, 1.54 spg, 1.28 bpg and 32.4 mpg in starting all 71 games he has played in...Missed one game due to sprained right ankle (on Inactive List), six games due to a sprained left ankle (DNP-CD on 2/1/14), one game due to a strained left hip flexor and one game due to right knee tendinitis (DNP-CD on 3/16/14)...Missed two games due to NBA suspension (2/28/14, 4/16/14)...Scored in double-figures in 67 games, 20 or more points in 48, 30 or more in 15...Grabbed 10 or more rebounds in 53 games...Recorded 53 double-doubles (40 of which are 20-point, 10-rebound efforts; 13 30-point, 10-rebound performances; one 20-point, 20-rebound double-double)...Had a double-double streak of 15 games, longest in Sacramento-era history...Led team in scoring in 38 games, rebounding in 52, assists in 10...Among NBA leaders, tied 9th in scoring and ranked 5th in rebounding to become only the second King in the Sacramento era to rank in the top 10 in both scoring and rebounding in a single season (Chris Webber, twice - 1999-00 and 2000-01)...**2012-13 (Sacramento):** Averaged a team-leading 17.1 ppg (.465 FG%, .182 3pt%, .738 FT%), a team-high 9.9 rpg, 2.7 apg, 1.44 spg, and 30.5 mpg in 75 games (started 74)...Missed three games due to NBA Suspension (11/11/12, 11/13/12, 12/12/12)...Ranked 9th in NBA in rebounding...Scored in double-figures in 62 games, 20 or more points in 28 games, 30 or more in three games...Grabbed 10 or more rebounds in 38 games, 20 or more in two games...Dished out 10 or more assists in one game...Recorded 35 double-doubles...Recorded one triple-double (12/30/12)...Led Kings in scoring in 26 games, rebounding in 48, assists in 15...**2011-12 (Sacramento):** Averaged 18.1 ppg (.448 FG%, .143 3pt%, .702 FT%), a team-high 11.0 rpg, 1.6 apg, 1.45 spg, 1.17 bpg, and 30.5 mpg in 64 games (started 62)...Scored in double-figures in 53 games, 20-plus in 25 games, 30-plus in three, 40-plus in one...Grabbed 10 or more rebounds in 38 games, 20 or more rebounds in two games...Recorded 36 double-doubles, most for a King since Chris Webber had 45 double-doubles in 2002-03...Led Kings in total points (1,160), field goals made (448) and attempted (999), free throws made (262) and attempted (373), total rebounds (703), offensive rebounds (265), defensive rebounds (438), steals (93), and blocks (75)...Led Kings in scoring in 23 games, rebounding in 41 games, and assists in four...Ranked 1st in total offensive rebounds (265), tied 1st with Kevin Love in offensive rebounds per game (4.1 orebpg)...Also ranked first in charges taken (50)...Had five straight games (3/22-3/30/12) in which he recorded at least 22 points and 11 rebounds becoming the first Kings player since Jerry Lucas, Cincinnati Royals (1967-68)...**2010-11 (Sacramento):** Named to the 2010-11 T-Mobile NBA All-Rookie First Team after averaging 14.1 ppg (.430 FG%, .167 3pt%, .687 FT%), a team-high 8.6 rpg, 2.5 apg, 1.05 spg, and 28.5 mpg in 81 games (started 62)...As a starter, averaged 15.1 ppg (.438 FG%, .188 3pt%, .704 FT%), 8.8 rpg, 2.9 apg, 1.11 spg, and 29.5 mpg in 62 games...As a reserve, averaged 11.0 ppg (.398 FG%, 0-2 3pt, .626 FT%), 7.9 rpg, 1.4 apg, and 25.2 mpg in 19 games...Scored in double-figures in 58 games, 20-plus in 16 games, 30-plus in one game...Grabbed 10-plus rebounds in 29 games...Recorded 26 double-doubles...Led team in scoring in 16 games, rebounding in 38, and assists in eight...Set a new Sacramento-era rookie record for total rebounds in a season (699), surpassing Lionel Simmons' mark of 697, set in 1990-91...Became first Kings rookie in Sacramento era to lead team in rebounds per game since Simmons...Ranked 17th in rebounds per game, 39th in blocks per game...Among rookies, ranked third in scoring, second in rebounds per game, sixth in assists per game, fourth in steals per game and minutes per game, fifth in blocks per game...For the second straight season, a Kings rookie earned first-team All-Rookie honors (2009-10, Tyreke Evans)...Is the first time the Kings have had first-team All-Rookie selections in two straight seasons since the Kansas City-Omaha Kings' Ron Behagen... (1973-74) and Scott Wedman (1974-75) were named to the first team...Became the 14th player in franchise history to be named to the NBA All-Rookie team, and the 10th earning first-team honors.

College (Kentucky 2009-10): Earned Associated Press First Team and John R. Wooden All-American honors after averaging 15.1 ppg (.558 FG%, .604 FT%), 9.8 rpg, 1.0 apg, 0.97 spg, 1.76 bpg, and 23.5 mpg in 38 games (started 37) as a freshman at Kentucky...Named the SEC Freshman of the Year and garnered First Team All-SEC accolades...Honored as a finalist for the 2010 Wooden Award and the Oscar Robertson Trophy (given to the nation's top player by the USBWA)...Led the conference with 20 double-doubles, eclipsing the previous UK freshman record of 11 held by Chris Mills (1988-89)...Trailed only John Wall (16.6 ppg) in scoring and led the team in rebounding and blocks...Scored in double-figures on 31 occasions and tallied 20 or more points four times...Recorded career-highs with 27 points (10-15 FG, 7-13 FT) and 18 rebounds vs. Sam Houston State (11/19/09)...Contributed 24 points (8-14 FG, 8-11 FT) and 10 rebounds vs. UNC Asheville (11/30/09)...Hauled in 12 rebounds and tied a career-best with 27 points (9-17 FG, 9-10 FT) at South Carolina (1/26/10)...Named the SEC Freshman of the Week after collecting 19 points (6-11 FG, 7-9 FT), five rebounds, three steals, and a block at Vanderbilt (2/20/10) and 19 points (7-11 FG, 5-8 FT), 14 rebounds, three assists, and one block at Mississippi State (2/16/10)...Earned the same distinction after tallying 19 points (6-13 FG, 7-10 FT) and 14 rebounds at LSU (2/6/10) and adding 18 points (6-14 FG, 6-10 FT), 13 rebounds, and four blocks vs. Ole Miss (2/2/10)...Corralled a career-high tying 18 rebounds to complement 18 points (7-14 FG 4-8 FT) against Louisville (1/2/10)...Posted 19 points and 15 rebounds vs. Tennessee in a 74-45 Wildcat triumph in the SEC Tournament (3/13/10)...Supplied a 19-point, eight-rebound effort against Wake Forest in the NCAA Tournament Second Round, helping Kentucky to a 90-60 win and berth in the Sweet 16 (3/20/10).

Personal: Full name is DeMarcus Cousins...Son of Monique Cousins...Shoe size 16 (Nike)...Twitter: @boogiecousins...Lists "The Wood", "Menace II Society" and "Love & Basketball" as all-time favorite movies...Favorite comfort food is chips...Given the nickname 'Boogie' at Kentucky by Coach Rod Strickland...Since joining the Pelicans, has approved of the nicknames 'Boudin Boog', 'Bayou Boogie', and 'The Big Easy'...Participated in the 2017 NBA Africa Game in Johannesburg, South Africa as a member of Team World...Was a member of USA Men's Basketball Team at the 2014 FIBA World Cup in Spain, appearing in nine games and averaging 9.6 points and 5.6 rebounds, helping the United States win gold...Was a member of the Senior Men's National Team at the 2016 Summer Olympics in Rio de Janeiro, Brazil, averaging 9.1 points and 5.8 rebounds, helping Team USA win the gold medal.

NBA REGULAR SEASON STATS

SEASON	TEAM	GP	MIN	FGM	FGA	FG%	FTM	FTA	FT%	OREB	DREB	TREB	AST	TO	STL	BLK	PF	PTS	PPG	RPG	APG
2010-11	SAC	81	2309	432	1004	0.430	276	402	0.687	217	482	699	204	268	85	68	332	1143	17.8	10.9	3.2
2011-12	SAC	64	1950	448	999	0.448	262	373	0.702	265	438	703	102	170	93	75	257	1160	21.4	13.0	1.9
2012-13	SAC	75	2289	482	1036	0.465	312	423	0.738	222	524	746	199	225	108	55	269	1280	20.1	11.7	3.1
2013-14	SAC	71	2298	591	1191	0.496	432	595	0.726	218	613	831	207	251	109	91	270	1614	25.3	13.0	3.2
2014-15	SAC	59	2013	498	1066	0.467	423	541	0.782	185	562	747	210	254	90	103	241	1421	25.4	13.4	3.8
2015-16	SAC	65	2246	601	1332	0.451	476	663	0.718	158	589	747	214	249	101	92	236	1748	28.0	12.0	3.4
2016-17	SAC/NOP	72	2465	647	1432	0.452	517	670	0.772	152	642	794	332	269	100	93	278	1942	28.4	11.6	4.8
TOTALS	--	487	15570	3699	8060	0.459	2698	3667	0.736	1417	3850	5267	1648	1686	686	577	1883	10308	23.8	12.2	3.4

3-POINT FG: 2010-11, 3-18 (.167); 2011-12, 2-14 (.143); 2012-13, 4-22 (.182); 2013-14, 0-7 (.000); 2014-15, 2-8 (.250); 2015-16, 70-210 (.333); 2016-17, 131-363 (.361);
TOTALS, 212-643 (.330)



Position
GUARD

NBA Years

5

Height/Weight
6-4/195

Birthdate
OCTOBER 23, 1988

Birthplace
DETROIT, MICH.

College
XAVIER

High School
HARGRAVE MILITARY ACADEMY
(Chatham, Va.)

CAREER HIGHS

PTS	41 at DEN 4/16/14
FGM	16 at DEN 4/16/14
FGA	28 (Twice)
3FGM	6 at NYK 12/8/13
3FGA	12 at NYK 12/8/13
FTM	11 vs. DET 12/22/12
FTA	12 (Twice)
OREB	4 vs. PHI 2/8/11
DREB	9 (Twice)
TREB	11 (Twice)
ASTS	11 (3 Times)
STLS	4 (Twice)
BLKS	2 (Twice)
MINs	53 at LAC 3/23/11

Transactions: Selected by the New Jersey Nets in the First Round (27th overall) of the 2010 NBA Draft ... acquired by the Atlanta Hawks from the New Jersey Nets along with Tibor Pleiss, in exchange for Damion James on 06/24/10...Acquired by the Washington Wizards from the Atlanta Hawks along with Mike Bibby, Maurice Evans and a draft pick in exchange for Kirk Hinrich and Hilton Armstrong on 02/23/11...Acquired by the Boston Celtics from the Washington Wizards in exchange for Leandro Barbosa and Jason Collins on 02/21/13... Acquired by the Golden State Warriors from the Boston Celtics, along with MarShon Brooks, in a three-team trade that sent Toney Douglas to the Miami Heat and Joel Anthony to Boston on 01/15/14...Signed as a free agent with the Chicago Bulls on 09/28/15...Waived by Chicago on 10/22/15...Signed a 10-day contract with the New Orleans Pelicans on 3/6/17...Signed to a multi-year contract with New Orleans on 3/16/17.

2016-17 Season (New Orleans/G League): Appeared in 19 games off the bench for New Orleans...Averaged 14.1 points, 1.8 rebounds, and 3.0 assists in 23.3 minutes...Averaged 48.2 shooting from the field, 38.9 from behind the arc, and .769 from the line...Scored in double-figures in 17 of his 19 appearances and scored 20+ points three times, including a 22-point performance on 9-13 shooting vs. MIN (3/19)...G League: Appeared in 37 games (17 starts) with the Grand Rapids Drive of the NBA G League, averaging 23.5 points, 3.3 rebounds and 3.5 assists in 29.8 mpg while shooting .473 from the field and .355 from beyond the arc.

Professional: Has appeared in 276 career games (99 starts) with Atlanta, Washington, Boston, Golden State, and New Orleans...holds career averages of 12.3 ppg, 3.2 apg, 2.5 rpg and 0.7 spg in 24.6 mpg...Owns career shooting averages of .411 from the field, .314 from downtown and .825 from the foul line...Has scored in double digits in 165 contests...Has 54 games with 20 or more points, five games with 30 or more points, and one game with 40 or more...Has dashed out 10 or more assists seven times...Has tallied six career double-doubles and three triple-doubles...Has played in 11 career playoff games off the bench...Owns career playoff averages of 5.0 ppg and 1.1 rpg in 10.5 mpg...Has shot .339 from the field, .263 from long range and .750 from the line in the postseason...**2013-14 (Boston/Golden State):** Played in 81 games (35 starts) with both the Celtics and Warriors, averaging 11.0 ppg, 3.5 apg, 2.3 rpg and 0.58 spg, in 23.0 mpg for the season while shooting .415 from the floor, .316 from three-point land and .864 from the foul line...In 39 games with Boston, he averaged 13.7 ppg, 5.7 apg, 3.1 rpg, 0.87 spg and 30.7 mpg...Shot .413 from the field, .318 from downtown and .873 from the foul line...In 42 games with Golden State, he averaged 8.4 ppg, 1.5 rpg and 1.4 apg in 15.7 mpg...Shot .417 from the field, .313 from three-pointers and .837 from the free throw line...Scored a career-high 41 points at DEN (04/16)...**2014 Playoffs (Golden State):** Appeared in six games off the bench against the Los Angeles Clippers, averaging 6.2 ppg and 1.5 rpg in 9.5 mpg...Shot .364 from the field, .286 from downtown and .786 from the line...Notched 11 points in Game 2 at LAC (04/21)...Registered 12 points in just 12 minutes in Game 7 (05/03)...**2012-13 (Washington/Boston):** Logged 70 games (14 starts) with the Wizards and Celtics averaging 11.0 ppg, 3.2 apg, 3.0 rpg, 0.56 spg, 24.4 mpg, .415 from the field, .337 from three-point territory and .811 from the line...In 43 games (12 starts) with Washington, he averaged 13.2 ppg, 3.7 apg, 3.1 rpg, 0.63 spg and 26.2 mpg...Shot .415 from the floor, .345 from downtown and .821 from the free throw line...In 27 games (two starts) with Boston, he averaged 9.1 ppg, 2.7 rpg, 2.5 apg, 0.44 spg and 21.6 mpg...Shot .415 from the field, .320 from long range and .792 from the stripe...Scored 20 or more points on 14 occasions...Logged a triple-double (27 points, 11 rebounds

and 11 assists) versus ATL (12/18)...Named Eastern Conference Player of the Week (12/02/13 – 12/08/13). **2013 Playoffs (Boston):** Appeared in five games and averaged 3.6 ppg in 11.8 mpg while shooting .304 from the field, .250 from three-point land, and .500 from the foul line...2011-12 (Washington): Played in 64 games (32 starts) for the Wizards, averaging 14.7 ppg, 3.0 apg, 2.6 rpg and 0.92 spg in 274 mpg...Shot .400 from the field, .289 from deep and .793 from the foul line...Scored 20 or more points on 18 occasions and 30 or more points three times...**2010-11 (Atlanta/Washington):** Appeared in 42 games (18 starts) with the Hawks and Wizards, averaging 11.7 ppg, 2.8 apg, 2.5 rpg, 0.93 spg and 24.5 mpg, shooting .384 from the field, .258 from downtown and .869 from the foul line...In 16 games off the bench with Atlanta, he posted averages of 4.2 ppg, 1.8 rpg and 0.9 apg in 10.0 mpg, and shot .351 from the field, .333 on treys and .667 from the free throw line...In 26 contests with Washington (18 starts), he posted 16.3 ppg, 3.9 apg, 3.0 rpg, 1.38 spg, and 33.3 mpg...Shot .390 overall, .238 on three-pointers, and .885 from the line...Had two double-doubles and one triple-double...Scored 20 or more points in 10 games...Compiled a triple-double with 21 points, 11 assists and 10 rebounds versus CLE (4/7).

College (Xavier/Indiana): Played one season at Xavier (2009-10) and one season at Indiana (2007-08)...Appeared in 65 games over his collegiate career, averaging 15.5 ppg, 4.1 rpg, 2.6 apg and 1.15 spg in 29.3 mpg...Shot a career .455 from the floor, .384 on treys and .765 from the charity stripe...**2009-10 (Xavier):** In his sophomore season at Xavier, he appeared in 35 games (34 starts) and averaged 20.5 ppg, 4.7 rpg, 2.9 apg, 1.34 and 32.8 mpg, shooting .462 overall, .391 from deep and .773 from the line...Earned Third-Team All-American Honors by Sporting News ...Named First Team All-Atlantic 10...Helped lead the Musketeers to the Sweet 16 in the 2010 NCAA Tournament ...Scored 28 points in a first-round victory versus Minnesota...Tallied 27 points en route to upsetting No. 3 Pittsburgh in the second round...Scored 32 points in a Sweet 16 loss to Kansas State...**2007-08 (Indiana):** In his freshman year, played in 30 games (eight starts) and averaged 9.7 ppg, 3.4 rpg, 2.3 apg and 0.93 spg in 25.3 mpg...Shot .440 from the field, .366 from downtown and .746 from the foul line...Helped Indiana to a 25-8 overall record (14-4 Big Ten) en route to an NCAA Tournament appearance.

Personal: Full name is Jordan Lee Crawford...Son of Joseph Sr. and Sylvia...His older brother, Joe Crawford II, most recently played for the Erie BayHawks of the NBA Development League...Was given the nickname “Instant Grits” by New Orleans teammate DeMarcus Cousins for his ability to provide a scoring spark off the bench...Attended Communication and Media Arts High School in Detroit for one year before transferring to Hargrave Military Academy in Chatham, Va.

NBA REGULAR SEASON STATS


SEASON	TEAM	GP	MIN	FGM	FGA	FG%	FTM	FTA	FT%	OREB	DREB	TREB	AST	TO	STL	BLK	PF	PTS	PPG	RBP	APG
2010-11	ATL/WAS	42	1027	192	500	0.384	73	84	0.869	31	74	105	117	83	39	3	63	490	11.7	2.5	2.8
2011-12	WAS	64	1753	349	872	0.400	161	203	0.793	44	124	168	190	141	59	5	111	938	14.7	2.6	3.0
2012-13	WAS/BOS	70	1709	301	725	0.415	129	159	0.811	44	165	209	225	141	39	7	106	814	11.6	3.0	3.4
2013-14	BOS/GSW	81	1859	327	788	0.415	146	169	0.864	28	155	183	281	134	47	5	120	890	11.0	2.3	3.5
2016-17	NOP	19	442	105	218	0.482	20	26	0.769	4	30	34	57	25	11	2	30	267	14.1	1.8	3.0
TOTALS	--	276	6790	1274	3103	0.411	529	641	0.825	151	548	699	870	524	195	22	430	3399	12.3	2.5	3.2

3-POINT FG: 2010-11, 33-128 (.258); 2011-12, 79-273 (.289); 2012-13, 83-246 (.337); 2013-14, 90-285 (.316); 2016-17, 37-95 (.389); TOTALS, 322-1027 (.314)

NBA POSTSEASON STATS

SEASON	TEAM	GP	MIN	FGM	FGA	FG%	FTM	FTA	FT%	OREB	DREB	TREB	AST	TO	STL	BLK	PF	PTS	PPG	RBP	APG
2012-13	BOS	5	59	7	23	0.304	1	2	0.500	0	3	3	0	3	2	0	3	18	3.6	0.6	0.0
2013-14	GSW	6	57	12	33	0.364	11	14	0.786	4	5	9	2	5	1	0	7	37	6.2	1.5	0.3
TOTALS	--	11	116	19	59	0.339	12	16	0.750	4	8	12	2	8	3	0	10	55	5.0	1.1	0.2

3-POINT FG: 2012-13, 3-12 (.250); 2013-14, 2-7 (.286); TOTALS, 5-19 (.263).



Position
FORWARD

NBA Years
8

Height/Weight
6-8/230

Birthdate
APRIL 22, 1987

Birthplace
CLINTON, MD

College
VILLANOVA

High School
POTOMAC H.S.
(Oxon Hill, Md.)

CAREER HIGHS

PTS	23 vs. POR 2/4/13
FGM	11 vs. POR 2/4/13
FGA	17 vs. POR 2/4/13
3FGM	4 at HOU 3/2/16
3FGA	7 at HOU 3/2/16
FTM	6 (Twice)
FTA	10 vs. HOU 4/11/14
OREB	8 at MIN 2/14/11
DREB	10 (Twice)
TREB	14 vs. MIN 3/27/12
ASTS	4 at DEN 1/3/13
STLS	4 (Twice)
BLKS	5 vs. UTA 2/9/15
MINs	46 at MEM 3/11/16

Transactions: Selected 33rd overall by Portland in 2009 NBA Draft...Traded by Portland with Sean Marks and Joel Przybilla, along with two future first-round draft picks, to Charlotte in exchange for Gerald Wallace 2/24/11...Signed as a free agent with Memphis 12/23/11...Traded to Minnesota in exchange for Wayne Ellington 7/24/12... Signed with New Orleans as an unrestricted free agent 12/4/14...Re-signed to multi-year contract by New Orleans 7/9/15... Re-signed by New Orleans 9/xx/17.

2016-17 Season (New Orleans): Averaged 6.6 points and 4.2 rebounds in 25.0 minutes over 66 games (35 starts), shooting .485 from the floor and .392 from beyond the arc... Averaging 3.3 points and 2.6 rebounds... Scored in double-figures 14 times and rebounded in double-figures once...Converted multiple three-point attempts on 18 different occasions...Missed 12 games with a fractured tibia.

Professional: Holds averages of 6.1 points and 3.8 rebounds in 578 career games (149 starts) with Portland, Charlotte, Memphis, Minnesota, and New Orleans, shooting .471 from the floor and .326 from beyond the arc...Has 123 performances of 10-plus points and 19 of double-digit rebounds...Has recorded 11 career double-doubles...Has appeared in 16 career playoff games for Portland, Memphis and New Orleans, averaging 3.3 points and 2.6 rebounds...**2015-16 (New Orleans):** Averaged 6.1 points and 3.0 rebounds in 24.6 minutes over 80 games (46 starts)...Connected on 55 three-point field goals on the season after converting on 2-of-38 in his first six seasons...Scored 17 points on 7-of-11 shooting in a career-high 46 minutes at MEM (3/11)...Tied a career-high with four steals and hit the go-ahead three-pointer with 36 seconds remaining in a win vs. SAC (3/7)...Scored 16 points at HOU (3/2), where he set career highs for three-pointers made (four) and attempted (seven)...Played 37 minutes of the win vs. CLE (12/4), drawing the defensive assignment of LeBron James, who when guarded by Cunningham was held to 3-of-17 shooting (7 points)...**2014-15 (New Orleans):** Averaged 5.2 points and 3.9 rebounds in 25.0 minutes over 66 games (27 starts)...Appeared in all four playoff games, averaging 5.3 points and 4.5 rebounds...Had 10 games of 10-plus points...Recorded a double-double with 10 points and 10 rebounds vs. MIA (2/27)...Recorded a career-high five blocks vs. UTA (2/9)...Grabbed a season-high 12 rebounds, including 10 defensive boards that tied a career-high vs. LAC (1/30)...Scored a season-high 15 points off the bench, including the second three-point of his career in a win at HOU (12/18)...**2013-14 (Minnesota):** Averaged 6.3 points, 4.1 rebounds and 1.0 assist in 20.2 minutes in 81 games (seven starts)...**2012-13 (Minnesota):** Played in 80 games (nine starts), logging 25.1 mpg...Recorded career-highs across the board - 8.7 ppg, 5.1 rpg and 0.8 apg - while shooting .468 from the floor and .650 from the FT line...Swiped 84 steals (1.05 spg) and ranked 4th in the NBA in steal/turnover ratio (1.50-to-one)...Reached double-figures on 32 occasions, including 10 times in his final 16 outings...Hauled in his 1000th career rebound 3/17 vs. NOH...**2011-12 (Memphis):** Averaged 5.2 points and 3.8 rebounds on .516 shooting in 17.6 minutes in 64 games (five starts)...Scored in double-figures 10 times, including 13 points 3/27 vs. MIN and 4/3 vs. GSW...After playing one minute in the previous game, moved into the starting lineup and posted his first double-double of the season with 13 points and a career-best 14 rebounds 3/27 vs. MIN...Made the game-winning tip in with 0.2 seconds left to give MEM a one-point victory over DEN on 2/17...**2010-11 (Portland/Charlotte):** Averaged 6.2 points, 3.6 rebounds and 0.6 blocks on .462 shooting in 21.0 minutes in 78 games (18 starts) in his second NBA season for the Portland Trail Blazers and Charlotte Bobcats ... Averaged 9.0 points and 4.0 rebounds on .508 shooting in 24.0 minutes in 22 games (nine starts) after

PLAYERS

being acquired by Charlotte...Scored 21 points on 4/1 vs. ORL and 4/11 vs. NJN... **2009-10 (Portland):** Averaged 3.9 points, 2.5 rebounds and 0.3 blocks in 11.2 minutes in 63 games in his first NBA season...Scored 10-plus points five times...Registered his first double-double with 13 points and 11 rebounds on 4/14 vs. GSW.

College: Appeared in a school-record 139 career games, with 104 starts while playing for Villanova...In his senior year, led the team in scoring and rebounding the entire season...Averaged 14.9 Points and 8.1 rebounds per game in seven games combined between the Big East Tournament and NCAA Tournament...Led Villanova in scoring his senior year, earning the Big East's Most Improved Player Award and helping the Wildcats reach the Final Four for the first time since 1985.

Personal: Full name is Dante Lamar Cunningham...Son of Searcy Blakenship and Ron Cunningham...Native of Silver Spring, MD...After averaging 13 rebounds, 20 points and four blocked shots per game as a senior at Potomac High School, he was honored as the Washington Post Metropolitan Player of the Year...His older sister, Davalyn, played college basketball at Rutgers and professionally in the WNBA (Orlando Miracle) as well as overseas.

NBA REGULAR SEASON STATS


SEASON	TEAM	GP	MIN	FGM	FGA	FG%	FTM	FTA	FT%	OREB	DREB	TREB	AST	TO	STL	BLK	PF	PTS	PPG	RPG	APG
2009-10	POR	63	707	106	214	0.495	31	48	0.646	54	106	160	14	15	24	22	97	243	3.9	2.5	0.2
2010-11	POR/MEM	78	1637	218	472	0.462	45	62	0.726	96	181	277	43	51	54	43	177	482	6.2	3.6	0.6
2011-12	MEM	64	1124	144	279	0.516	45	69	0.652	91	155	246	37	29	42	34	98	333	5.2	3.8	0.6
2012-13	MIN	80	2010	314	671	0.468	67	103	0.650	142	266	408	67	56	84	38	153	695	8.7	5.1	0.8
2013-14	MIN	81	1635	236	509	0.464	38	67	0.567	112	218	330	83	42	62	58	146	510	6.3	4.1	1.0
2014-15	NOP	66	1652	155	339	0.457	29	47	0.617	70	186	256	50	35	46	37	101	340	5.2	3.9	0.8
2015-16	NOP	80	1971	186	412	0.451	57	82	0.695	57	179	236	77	41	42	33	173	484	6.1	3.0	1.0
2016-17	NOP	66	1649	174	359	0.485	16	27	0.593	56	221	277	36	28	39	28	100	435	6.6	4.2	0.5
TOTALS	--	578	12385	1533	3255	0.471	328	505	0.650	678	1512	2190	407	297	393	293	1045	3522	6.1	3.8	0.7

3-POINT FG: 2009-10, 0-2 (.000); 2010-11, 1-13 (.077); 2011-12, 0-2 (.000); 2012-13, 0-6 (.000); 2013-14, 0-5 (.000); 2014-15, 1-10 (.100); 2015-16, 55-174 (.316); 2016-17, 71-181 (.392); TOTAL: 128-393 (.326).

NBA POSTSEASON STATS

SEASON	TEAM	GP	MIN	FGM	FGA	FG%	FTM	FTA	FT%	OREB	DREB	TREB	AST	TO	STL	BLK	PF	PTS	PPG	RPG	APG
2009-10	POR	5	42	9	15	0.600	5	6	0.833	5	8	13	0	3	5	0	10	23	4.6	2.6	0.0
2011-12	MEM	7	49	4	11	0.364	0	0	0.000	6	5	11	0	1	1	2	3	8	1.1	1.6	0.0
2014-15	NOP	4	75	9	11	0.818	3	3	1.000	4	14	18	2	0	3	4	7	21	5.3	4.5	0.5
TOTALS	--	16	166	22	37	0.595	8	9	0.889	15	27	42	2	4	9	6	20	52	3.3	2.6	0.1

3-POINT FG: 2009-10, 0-1 (.000);TOTALS: 0-1 (.000)



Position
FORWARD/CENTER

NBA Years

5

Height/Weight
6-10/253

Birthdate
MARCH 11,1993

Birthplace
CHICAGO, ILL.

College
KENTUCKY

High School
PERSPECTIVES
CHARTER H.S.
(Chicago, Ill.)

CAREER HIGHS

PTS	59 at DET 2/21/16
FGM	24 at DET 2/21/16
FGA	34 (3 times)
3FGM	4 at cha 3/11/17
3FGA	7 at CHA 3/9/16
FTM	17 vs. mil 11/1/16
FTA	20 vs. PHI 2/19/16
OREB	9 (Twice)
DREB	17 (3 times)
TREB	22 vs. mia 12/23/16
ASTS	7 (Twice)
STLS	6 (Twice)
BLKS	9 (4 Times)
MINs	50 (Twice)

Transactions: Selected by New Orleans with the 1st overall pick in the 2012 NBA Draft.

2016-17 Season (New Orleans): Averaged 28.0 points, 11.8 rebounds, 2.2 blocks, 1.3 steals and 2.1 assists in 75 contests (all starts) while shooting .504 from the field en route to being named a starter in the NBA All-Star Game for the second time in his career (fourth overall appearance)...Scored an All-Star Game record 52 points, en route to being named the game's MVP for the first time in his career...Finished the season ranked 4th in PPG, 7th in RPG and 2nd in BPG, becoming just the 8th player in NBA history to finish the season in the top seven of all three categories...Named to All-NBA First Team All-Defensive Second Team...Set franchise records for points, free throws made and attempted, field goals made and defensive rebounds in a season...Recorded 43 performances of 20-plus points/10-plus rebounds, 20-plus points 59 times, and 30-plus points in 36 contests...Recorded double-digit rebounds on 49 occasions and five-plus blocks six times...Recorded his 7000th career point vs. DET (3/1) at age 23 years, 355 days, becoming the eighth youngest player in NBA history to score 7000 points, passing Shareef Abdur-Rahim on the list...Became the third player in franchise history to score 7000 points, joining Chris Paul and David West...Recorded his 750th career block at MIN (2/10), becoming the fifth youngest player (23 years, 335 days) in NBA history to eclipse the 750 mark...Grabbed his 3000th career rebound vs. ORL (1/18)...Became the only player since 1983 to have 40 points, 18 boards, and three blocks in under 30 minutes played vs. NYK (1/9)...From 12/30-1/9, strung together five consecutive games with at least 20 points and 15 rebounds, joining Charles Barkley (twice), Hakeem Olajuwon and Kevin Love as the only players with such a streak since 1985...Scored 28 points to go with a career-high 22 rebounds and four blocks vs. MIA (12/23), becoming the first player since Shaquille O'Neal on 3/21/04 to have at least 28 points, 22 rebounds, and four blocks in a contest...Named the Western Conference Player of the Week for games played 11/14-11/20, in which he averaged 33.7 points, 13.7 rebounds, 3.0 blocks, and 2.0 steals in three contests...Scored 45 points and grabbed 17 boards vs. GSW (10/28), making him the third player in the last 40 years to record back-to-back games with at least 45 points and 15 rebounds, joining Charles Barkley (1988) and Moses Malone (1982). This was the first time in franchise history a player has recorded back-to-back 40-point performances...Tallied 50 points, 15 boards, five assists, four blocks, and five steals vs. DEN (10/26), the first player in NBA history to do so...Tied a career high with 34 FGA...Davis became just the second player since the 1963-64 season to register 50 or more points on opening night, joining Michael Jordan, who had two such performances...Davis set seven New Orleans opening night franchise records, including points (which he had set by halftime with 28 - previous record was 26, which AD set 10/28/14 vs. ORL), defensive rebounds (15), steals, field goals made (17) and attempted (34), and free throws made (16) and attempted (17).

Professional: Has played in 335 games (330 starts) with averages of 22.4 points, 10.2 rebounds, 1.8 assists, 2.4 blocks, and 1.3 steals...He has recorded 145 performances of 20-plus points/10-plus rebounds, 20-plus points 203 times, and 30-plus points in 76 contests...Recorded double-digit rebounds on 187 occasions and five-plus blocks 35 times...2015-16 (New Orleans): Averaged 24.3 points, 10.3 rebounds, 2.0 blocks, 1.3 steals and 1.9 assists in 61 contests (all starts) while shooting .493 from the field en route to being named to the NBA All-Star Game for the third time in his career...Was the only player in the NBA to be ranked in the top 10 of PPG (7th), RPG (9th) and BPG (4th)...Was one of just two players to average 20 points and 10 rebounds per game, and the only player in the NBA to average 20 and 10 with two blocks per game...

Recorded 30 performances of 20-plus points/10-plus rebounds, 20-plus points 42 times, and 30-plus points in 14 contests...Recorded double-digit rebounds on 37 occasions and five-plus blocks three times...Ruled out for the season on March 20th due to a torn labrum and a left knee injury...Became the franchise's all-time leader in career point/rebound double-doubles, recording 29 points and 11 rebounds for his 128th career point/rebound double-double, surpassing David West 3/5 vs. UTA...Tied his season high by grabbing 20 rebounds, including a career-high 17 defensive boards, for the second consecutive game 2/23 at WAS...Scored a career-high and franchise record 59 points on 24-of-34 shooting to go along with a season-high 20 rebounds in a win 2/21 at DET, becoming the youngest player in NBA history to score at least 59 points in a game, and the third player in NBA history to record at least 55 points and 20 rebounds in a game, joining Wilt Chamberlain (four times) and Shaquille O'Neal (2001)...Scored his 5,000th career point 2/11 at OKC...Tied a career-high with seven assists 1/6 vs. DAL...Battled the flu all night, playing only 20 minutes, but scoring 27 points on 9-of-13 from the field and 9-of-9 from the free throw line 12/20 at DEN...Tied a career high with nine blocks to go along with 17 points and 14 boards 12/1 vs. MEM...Tied a then-career-high mark with 43 points 11/6 vs. ATL, with 33 points coming in the second half, setting the franchise record for points in a half...Scored his 4,000th career point 1/13 vs. ORL...Notched his 100th double-double 10/31 vs. GSW...2014-15 (New Orleans): Averaged 24.4 points, 10.2 rebounds, 2.9 blocks, 1.5 steals and 2.2 assists in 68 contests (all starts) en route to being named a starter in the NBA All-Star Game for the first time of his career (2nd selection)...Named to All-NBA First Team and All-Defensive Second Team...Finished fifth in MVP voting...Named the NBA's Western Conference Player of the Week for games played from March 9-15...Received the January NBA Cares Community Assist Award in recognition of his charitable efforts throughout New Orleans...Made his post-season debut, appearing in all four games for New Orleans against GSW, averaging 31.5 points, 11.0 rebounds and 3.0 blocks per game, becoming the fourth player in NBA history to average at least 10 points and 10 rebounds through their first four playoff games...Led the team (or tied for the lead) in scoring 46 times, and in rebounds 40 times, recording 42 double-doubles...Led the NBA in blocked shots per game (2.9)...Recorded 39 performances of 20-plus points/10-plus rebounds...Recorded 20-plus points 53 times, and 30-plus points in 17 contests...Recorded double-digit rebounds on 42 occasions and five-plus blocks 11 times...He missed 14 games due to a multitude of injuries that included a chest contusion, toe sprain, adductor strain, shoulder sprain, and ankle sprain...Recorded his 40th double-double of the season with a 29-point, 10-rebound, four-block performance in a win 4/7 vs. GSW...Flirted with a quadruple-double in a 201 loss 3/15 vs. DEN, tallying 36 points, 14 rebounds, nine blocks, and a career high seven assists in a career-high 50 minutes...Tied a career-high with 43 points on 17-of-23 shooting to go along with six assists 3/9 at MIL...Returned from his shoulder injury and put on a 39-point, 13-rebound, eight-block performance, shooting a career-high 17-of-30 from the field in a win 3/4 vs. DET, also becoming the franchise's all-time blocks leader, surpassing David West's mark of 435...Scored 41 points and hit the game-winning three-pointer as time expired to lift the Pelicans to a win 2/6 at OKC...Trailing by one point with 12.3 seconds remaining, hit two free throws, stole an inbounds pass, hit two more free throws, and grabbed defensive rebound to help seal 109-106 win over DAL 1/25, finishing with 28 points, 10 rebounds and five steals...Returned from toe injury to score 29 points on 11-of-18 from the floor 1/21 vs. LAL...Sunk a career-high 14 free throws (out of 15) in a 34-point effort at BOS 1/12...Grabbed a season-high 18 rebounds 12/30 vs. PHX...Played in his hometown of Chicago for the first time in his NBA career, recording 29 points, 11 rebounds, and six blocks 12/27...After starting 4-of-4 from the field, Davis checked out of the game with a chest contusion at the 5:30 mark of the first quarter and did not return 12/12 vs. CLE...Tallied a career-high 43 points on 16-of-23 from the field in a win 11/22 at UTA...Scored 2,500th career point in win 11/18 at SAC...Scored game-winning layup in a win at SAS 11/8...Started his third season with a 26 point, 17 rebound, 9 block, 3 steal (all game-highs) performance 10/28 vs. ORL...2013-14 (New Orleans): Averaged 20.8 points, 10.0 rebounds, 2.8 blocks, 1.3 steals and 1.6 assists in 67 contests (66 starts) en route to being named an NBA All-Star for the first time of his career...Led the team (or tied for the lead) in scoring 27 times, and in rebounds 45 times, recording 36 double-doubles...Led the NBA in blocked shots per game (2.8)...Recorded 27 performances of 20-plus points/10-plus rebounds...Recorded 20-plus points 39 times, and 30-plus points in 9 contests...Recorded double-digit rebounds on 23 occasions and five-plus blocks 13 times...He missed 15 games due to a multitude of injuries that included a fractured hand, illness, ankle soreness, and back spasms...Led the Pelicans to a home victory over the defending champion Miami Heat with a 30-point, 11-rebound performance 3/22...In 48 minutes, scored 40 points and grabbed a career-high 21 rebounds, including 16 defensive rebounds 3/16 vs. BOS in OT...Scored 36 points on 15-of-27 from the field in a loss 3/14 vs. POR...Scored 29 points and grabbed 10 boards 3/12 vs. MEM...Recorded 32 points, 17 boards, and six blocks in 45 minutes in an overtime win 3/9 vs. DEN...Grabbed nine boards in just 13 minutes of action before leaving the game with a shoulder injury 2/26 at DAL...Tallied 18 points and 13 rebounds before being disqualified with six fouls for the first time in his career 2/21 at CHA...Notched 19 rebounds, while also scoring 22 points and recording seven blocks 1/26 vs. ORL...Scored 24 points and grabbed 12 rebounds 12/18 at LAC in his return from a fractured hand...Scored seven points and grabbed four boards before injuring his hand 12/1 at NYK...Set a career-high in blocked shots (9) 11/16 vs. PHI...2012-13 (New Orleans): Averaged 13.5 points, 8.2 rebounds, 1.8 blocks, 1.2 steals and 1.0 assists in 64 contests (60 starts) en route to being named on the 2012-13 NBA All-Rookie First Team...Led the team (or tied for the lead) in scoring 10 times, and in rebounds 20 times...Led all rookies in rebounds per game (8.2), blocks per game (1.8), steals per game (1.2) and double-doubles (20)...Ranked fourth in points per game (13.5) among all rookies...Recorded six performances of 20-plus points/10-plus rebounds...Recorded 20-plus points 10 times, and double digit points in 44 contests...Recorded double-digit rebounds on 23 occasions and five-plus blocks twice...tallied 18 points, 14 rebounds and four steals 4/9 at LAL...Recorded 18th double-double of the season with 24 points and 12 rebounds 4/5 at UTA...Recorded 17 points, 13 rebounds and 2 blocks in win vs. CLE on 3/31 including season high 11 FTA...Notched 4th 15-point/15-plus rebound performance in W vs. MEM on 3/22 with 18 points, 15 rebounds and 2 blocks...Hit the game-winning shot with 0.6 seconds left 3/20 vs. BOS, as he tipped in an Eric Gordon missed layup...Recorded third consecutive double-double with 17 points and 11 rebounds and tied a season-high with five blocked shots 3/12 at BKN...Tallied 20 points and then-career-high 18 rebounds in loss at MEM on 3/9...Poured in a 17 point, 15 rebound, four block performance in L vs. ORL on 3/4...Led team with 20 points while also grabbing eight rebounds 2/24 in W vs. SAC...Tallied a second consecutive double-double on 2/19 vs. CHI, scoring 15 points and grabbing 10 rebounds...On 2/13 vs. POR, led the team with 21 points and 11 rebounds...Scored a team-high 18 points in the loss at MIN on 2/2...Registered eighth double-double of the season with 13 points and 10 rebounds on 2/1 at DEN...Finished with 25 points, nine rebounds, three blocks and one steal 12/28 vs. TOR...Made his first start since returning from injury on 12/18 at GSW, collecting a then-career-high 16 rebounds and four steals...Recorded his then-career-high in points (28) as part of second career double-double...Recorded first double-double of NBA career with 23 points and 11 rebounds 11/9 vs. CHA...Led the team with 21 points while adding seven rebounds, one steal and one blocked shot 10/31 vs. SAS in season opener.

College (University of Kentucky 2011-12): Left Kentucky for the NBA after leading Wildcats to a national championship in his freshman season...Won six of the seven major National Player of the Year awards, getting the nod from the AP, USBWA and Basketball Times, and capturing the Wooden, Adolph Rupp and Naismith awards...Named Final Four Most Outstanding Player as UK won a national title...Led the nation in blocks (4.65 bpg), while leading the team in scoring (14.2 ppg), rebounding (10.4 rpg) and field goal percentage (.623)...Broke school and SEC records as well as an NCAA freshman record for blocks in a season (186)...Finished the season with 20 double-doubles, tops in the SEC

and tied for the UK freshman record... Named SEC Defensive Player of the Year, SEC Freshman of the Year, First Team All-SEC, SEC All-Freshman Team and SEC All-Defensive Team...Winner of the 2011-12 Roy F. Kramer SEC Male Athlete of the Year...Averaged 13.7 points, 12.3 rebounds and 4.8 blocks in NCAA Tournament...Tied NCAA Championship game record for blocks (6)...Also grabbed 16 rebounds in that contest, vs. Kansas... In the Final Four vs. Louisville, posted 18 points (7-of-8 FGs), 14 rebounds and five blocks...Contributed 18 points (6-9 FGs), 11 rebounds, six blocks and two steals vs. Baylor in the Elite Eight...Notched 15 points with 12 rebounds and five assists in a win over Iowa St... During the regular season, tallied a career-high 28 points on 10-of-11 shooting, 11 rebounds, five blocks and two steals vs. Vanderbilt...Had a career-high 18 rebounds, along with 14 points and five blocks vs. Chattanooga.

Personal: Has received the NBA Cares Community Assist Award twice (March 2016; January 2015) in recognition of his charitable efforts throughout New Orleans...In 2014 launched "AD's Flight Academy" which consists of monthly events with various groups in the Greater-New Orleans area during the season...Served Thanksgiving meals to needy families in November 2014...With teammate Ryan Anderson, took 75 local children on a holiday shopping spree at Toys-R-Us in December 2014...Provided over 3,700 tickets to underprivileged children to attend a Pelicans game during the 2014-15 season...Averaged 12.3 points and 6.6 rebounds for gold medal winning Team USA at 2014 FIBA World Cup... Best game of tournament came in 98-71 win over New Zealand , recording a game-high 21 points and 9 rebounds. Member of the 2012 U.S. Men's Olympic basketball team that captured the gold medal at the 2012 London Summer Olympics...averaged 3.7 points and 2.7 rebounds in 76 minutes per game while shooting 64.7% from the floor for Team USA at the London Olympics...Averaged 32 points, 22 rebounds, and seven blocked shots as a senior at Perspectives Charter High School in Chicago...Named Co-MVP of the Jordan Brand Classic All-American Game with 29 points, 11 rebounds, and four blocks...Registered 14 points, six rebounds and four blocks in the McDonald's All-American Game...Posted 16 points with 10 rebounds for the USA team in the Nike Hoops Summit...One of four finalists for the Morgan Wootten National Player of the Year Award and five finalists for the Naismith Award...A Parade first team All-American...Named all-conference three consecutive years while in high school...Stood just 6-3 at the start of his junior year of high school before a growth spurt took him to 6-10...Sister, Ilesha, was drafted by the Harlem Globetrotters in their sixth annual player draft.

NBA REGULAR SEASON STATS


SEASON	TEAM	GP	MIN	FGM	FGA	FG%	FTM	FTA	FT%	OREB	DREB	TREB	AST	TO	STL	BLK	PF	PTS	PPG	RPG	BPG
2012-13	NOH	64	1846	349	676	0.516	169	225	0.751	165	357	522	63	89	75	112	158	867	13.5	8.2	1.8
2013-14	NOP	67	2358	522	1005	0.519	348	440	0.791	207	466	673	105	109	89	189	200	1394	20.8	10.0	2.8
2014-15	NOP	68	2455	642	1199	0.535	371	461	0.805	173	523	696	149	95	100	200	141	1656	24.4	10.2	2.9
2015-16	NOP	61	2164	560	1136	0.493	326	430	0.758	130	497	627	116	121	78	125	148	1481	24.3	10.3	2.0
2016-17	NOP	75	2708	770	1526	0.505	519	647	0.802	172	712	884	157	181	94	167	168	2099	28.0	11.8	2.2
TOTAL	--	335	11531	2843	5542	0.513	1733	2203	0.787	847	2555	3402	590	595	436	793	815	7497	22.4	10.2	2.4

3-POINT FG: 2012-13, 0-6 (.000); 2013-14, 2-9 (.222); 2014-15, 1-12 (.083); 2015-16, 35-108 (.324); 2016-17, 40-134 (.299); TOTAL: 78-269 (.290).

NBA POSTSEASON STATS

SEASON	TEAM	GP	MIN	FGM	FGA	FG%	FTM	FTA	FT%	OREB	DREB	TREB	AST	TO	STL	BLK	PF	PTS	PPG	RPG	BPG
2014-15	NOP	4	172	47	87	0.540	32	36	0.889	9	35	44	8	13	5	12	12	126	31.5	11.0	3.0
TOTALS	--	4	172	47	87	0.540	32	36	0.889	9	35	44	8	13	5	12	12	126	31.5	11.0	3.0

3-POINT FG: 2014-15, 0-2 (.000); TOTAL: 0-2 (.000).



Position
FORWARD

NBA Years
1

Height/Weight
6-9/220

Birthdate
SEPTEMBER 13, 1996

Birthplace
KAYES, MALI

College
KANSAS

High School
**OUR SAVIOR
NEW AMERICAN**
(Centereach, N.Y.)

Transactions: Selected 33rd overall by the Los Angeles Clippers in the 2016 NBA Draft... Acquired by New Orleans in exchange for the draft rights to David Michineau and Diamond Stone 6/23/16.

2016-17 Season (New Orleans): Averaged 5.1 points, 4.3 rebounds, and 0.4 blocks in 11.7 minutes per game in 17 appearances off the Pelicans' bench... Scored in double-figures four times and rebounded in double-figures three times (all double-doubles)... Scored 12 points to go along with a career-high 16 rebounds in 29 minutes of action at POR (4/12)... Notched the second double-double of his career, grabbing a career-high 11 boards and tying a career high with 19 points on 9-10 field goals at LAL (4/11)... Tallied seven points and nine boards in 26 minutes of action at GSW (4/8)... Recorded six rebounds, one assist, one steal, and one block vs. BKN (1/20)... Scored 10 points and grabbed seven boards at HOU (12/16)... Recorded first career double-double, posting 19 points and 10 rebounds (both career-highs) at LAC (12/10), becoming the fourth player in franchise history age 20 or younger to record at least 19 points and 10 rebounds in a game... Grabbed one rebound and one block in his NBA debut at SAS (10/29)... G League: Appeared in 26 games (21 starts) on seven assignments with the Austin Spurs, Long Island Nets, and the Greensboro Swarm of the NBA G League, averaging 15.0 points, 8.5 rebounds and 2.4 blocks in 27.8 mpg while shooting .502 from the field.

College (Kansas 2015-16): Averaged 3.0 points, 2.5 rebounds, and 0.9 blocks in 75 minutes per game over 27 appearances. On a 36 minutes per game basis, those numbers equate to 14.4 points, 12.0 rebounds, and 4.3 blocks... In his NCAA debut, vs. Loyola (MD), scored a season-high 13 points while also tallying six boards and three blocks in 16 minutes... Two games later, had his only other double-figure scoring output of the season with 12 points (4-7 field goals) vs. Holy Cross in 18 minutes... Established season highs in minutes (21), rebounds (9), and blocks (5) vs. TCU, also contributing nine points on 4-of-7 shooting... Registered nine points once again, vs. Austin Peay in the First Round of the NCAA Tournament, in what would be his final appearance of the season... Shot 4-of-5 from the field and recorded four boards and a block in only seven minutes of play.

Personal: Name is pronounced Shek Dee-ALL-oh... Raised in Kayes, Mali, Africa before attending Our Savior New American High School in Centereach, New York... Youngest of five boys... Started playing basketball at age 13... As a Kansas freshman, finished 12th in the Big 12 in blocks per game (0.85) and second in blocks per 40 minutes (4.51) in the Big 12 in unofficial statistical leaders (which do not require a player appear in 75 percent of his games, as the league does)... Averaged 176 points, 10.5 rebounds and 2.5 blocks during his senior campaign at Our Savior New American High School... The No. 7 prospect in the nation on the ESPN100... Named First Team Parade All-American and USA Today All-USA Second Team... Tallied 18 points and 10 rebounds to claim Most Valuable Player honors at the 2015 McDonald's All-American Game... Shined at the 2015 Jordan Brand Classic with 26 points and 11 rebounds, picking up another MVP title... The 2014 and 2015 New York Gatorade Player of the Year... Chalked up 18.5 points, 11 rebounds, and four blocks per game as a high school junior.

CAREER HIGHS

PTS	19 (twice)
FGM	9 at lal 4/11/17
FGA	15 at lac 12/10/16
3FGM	--
3FGA	--
FTM	4 at por 4/12/17
FTA	6 at lac 12/10/16
OREB	4 at por 4/12/17
DREB	12 at por 4/12/17
TREB	16 at por 4/12/17
ASTS	1 (4 times)
STLS	2 at lac 12/10/16
BLKS	2 at lal 4/11/17
MINS	31 at lac 12/10/16

NBA REGULAR SEASON STATS

SEASON	TEAM	GP	MIN	FGM	FGA	FG%	FTM	FTA	FT%	OREB	DREB	TREB	AST	TO	STL	BLK	PF	PTS	PPG	RPG	BPG
2016-17	NOP	17	199	36	76	0.474	15	21	0.714	23	50	73	4	7	4	7	17	87	5.1	4.3	0.4
TOTALS	--	17	199	36	76	0.474	15	21	0.714	23	50	73	4	7	4	7	17	87	5.1	4.3	0.4

3-POINT FG: 2016-17, 0-0

OWNERSHIP

ADMINISTRATION

BASKETBALL OPERATIONS

PLAYERS

2016-17


TEAM HISTORY

RECORDS

OPONENTS

MEDIA

MISCELLANEOUS



Position
FORWARD

NBA Years
4

Height/Weight
6-7/225

Birthdate
MARCH 18, 1991

Birthplace
HARVEY, ILL.

College
ARIZONA

High School
FAIRFAX H.S.
(Los Angeles, Calif)

CAREER HIGHS

PTS	30 vs. hou 3/17/17
FGM	10 vs. WAS 11/8/14
FGA	19 vs. WAS 11/8/14
3FGM	7 at MIL 4/13/16
3FGA	11 at mil 4/13/16
FTM	8 (3 times)
FTA	11 vs. WAS 11/8/14
OREB	5 (Twice)
DREB	10 (Twice)
TREB	12 (Twice)
ASTS	7 (twice)
STLS	4 at MIL 4/13/16
BLKS	3 at TOR 12/12/14
MINs	47 vs. mem 12/5/16

Transactions: Selected by Indiana in the first round (23rd overall) of the 2013 NBA Draft... Signed as a free agent by New Orleans 7/21/16.

2016-17 Season (New Orleans): In 80 games (71 starts), averaged 7.0 points, 3.8 rebounds, 1.8 assists, and 0.9 steals in 29.7 minutes per game while shooting .384 from the floor, .348 from 3-point range and .805 from the foul line... Scored in double-figures in 19 contests, including a career-high 30 points on 8-13 from the field vs. HOU (3/17), connecting on 6-9 from beyond the arc while also tying a career high with seven assists... Played a career-high 47 minutes vs. MEM (12/5) in which he tallied nine points, seven boards, and five assists.

Professional: In 249 appearances (152 starts) with Indiana and New Orleans, holds career averages of 6.4 points, 3.3 rebounds and 1.6 assists per game in 23.5 minutes per contest... Has shot .400 from the field, .336 from three-point range and .822 percent from the free throw line over his career... Scored in double-figures in 65 contests and rebounded in double-figures four times... Has played in eight career playoff games off the bench for Indiana... Owns career playoff averages of 6.8 ppg and 3.5 rpg in 24.9 mpg... Has shot .452 from the field, .579 from long range and .938 from the line in the postseason... **2015-16 (Indiana):** In 59 games (three starts), averaged 4.2 points, 1.0 assist, 2.8 rebounds and 0.6 steals in 14.7 minutes per game while shooting 44.7% from the floor, 32.4% from 3-point range and 85.7% from the foul line... Scored in double-figures in seven contests and rebounded in double-figures twice... Recorded a double-double 4/10 vs. BKN, scoring 13 points and trying a career high with 12 rebounds... Scored a season high 25 points 4/13 at MIL... Appeared in all seven of Indiana's playoff contests, averaging 7.7 points, 4.0 rebounds, and 1.1 assists in 28.3 minutes per game... **2014-15 (Indiana):** The only Pacer to appear in all 82 games during the 2014-15 regular season, he started 78 games while averaging 8.9 points, 3.8 rebounds and 2.2 assists in 29.0 minutes per game... Finished the season shooting 39.6 percent from the field, 32.7 percent from three-point range and 82.4 percent from the free throw line... Scored in double figures in 39 games with three games of 20 or more points... Recorded a team-high 66 steals... Surpassed his scoring, rebounding and assist totals from his rookie season in the first nine games of the regular season... Scored 10 or more points in 13 of the 15 games in November, averaging 13.1 points and 5.5 rebounds per game... Finished with a career-high 28 points on 10-for-19 shooting against Washington, 11/8... Posted the first double-double of his NBA career with 21 points and a career-high 12 rebounds in the win at Chicago, 11/15... Dished out a career-high six assists in five games, most recently in the win over Dallas, 3/29. **2013-14 (Indiana):** Appeared in 28 games in his rookie season, posting averages of 1.7 points and 1.5 rebounds in 7.9 minutes per game... Finished the season shooting 42.5 percent from the field and sank six of his seven attempts from the free throw line, 85.7 percent... In the final regular season game at Orlando, he played a season-high 28 minutes, scored five points on 2-for-6 shooting (1-2 3FG) and pulled down a season-high five rebounds in the win... Played the final eight minutes of the loss at Houston, 3/7, finishing with a season-high eight points as he hit all three of his field goal attempts, including two three-pointers... Made his NBA debut in the season opener against Orlando, 10/29, finishing with one rebound in eight minutes off the bench... Scored his first career-points on a first-quarter layup in the win over the Cavaliers, 11/2... *G League:* Appeared in two games with the Fort Wayne Mad Ants of the NBA G League from Dec. 28 - Jan. 1... Averaged 17.0 points, 3.0 rebounds and 3.0 assists per game while shooting 46.2 percent from the field... Missed two games due to injury with a sore lower back, April 4-6... Received 23 DNP-CDs and was on the inactive list by coach's decision for 27 games.

College (University of Arizona, 2009-13): Finished his career ranked 20th on Arizona's career scoring list with 1,430 points and ranks in the top 10 in the following categories: games played (T1st/139), games started (T3rd/129), minutes played (6th/4,030) and rebounds (10th/773)...
Senior (2012-13): First-Team All-PAC-12...Averaged 12.7 points and 5.7 rebounds per game to go with a .609 FG percentage (14-of-23) in UA's three-game NCAA Tournament run...Shot a career-best 39.0 percent from three-point range (57-of 146) as a senior...Ranked second on the team in total rebounds (187) and offensive boards (61), free throws made (95), steals (40) and scoring (13.4 ppg)...Joined Sean Elliott as the only Arizona players ever to register 1,400 points, 750 rebounds, 300 assists, 100 treys and 100 steals in a career...One of nine players in Arizona history with 1,400 career points and 750 career rebounds...The Diamond Head Classic MVP after averaging 12.0 points, 5.0 rebounds and 2.3 assists in the three games...Scored his 1,000th career point on Nov. 19, making him the 47th Wildcat to accomplish the feat...Tallied 20 of his season-high 23 points in the second half vs. Stanford on 2/6...Scored all 18 of his points in the first half at Washington State on 2/2 on a career-best six treys, including a 65-footer at the halftime buzzer...Registered his first double-double of the season (13th career) with 13 points and 10 rebounds on 1/24 vs. UCLA...**Junior (2011-12):** Amongst Pac-12 players, he ranked 16th in scoring (12.9 ppg), second in rebounding (7.7) and defensive rebounds (5.6), 13th in FG percentage (.500) and 10th in offensive rebounds (2.2)...A first-team all-conference selection...Tied for the team lead with 12 double-doubles...One of three Pac-12 players to win player-of-the-week honors twice...Attempted a career-high 13 FT en route to 13 points and 10 boards at Washington on 2/18...Posted 16 points, a career-high 14 rebounds and three assists on 2/9 vs. Colorado...Scored 19 of his career-high 28 points (9-of-10 FG) in the second half on 1/28 vs. Washington, to go with 11 rebounds ... Posted his first career double-double (16 pts/11 reb) vs. Ball State on 11/13...**Sophomore (2010-11):** One of three Cats to start every game... Averaged 9.5 points and 7.0 rebounds in the NCAA Tournament...Named to IBN Sports Las Vegas Invitational all-tournament team after averaging 11.0 points, 4.8 rebounds and 2.8 assists in event's four games...Collected 10 rebounds (six offensive) and four assists vs. Connecticut in NCAA West Regional Final...Registered 13 points (5-8 FG) and five boards vs. Duke on 3/24...Notched career-best totals of seven FGs and 12 FGA en route to 16 points, eight boards and two assists vs. Texas on 3/20...Grabbed a season-high 11 rebounds (first game in double figures) vs. Oregon State on 3/10...Posted his first career 20-point game on the strength of 11-of-12 FTs in 27 minutes vs. Santa Clara on 11/26...**Freshman (2009-10):** Had 147 points in his last 26 games (5.7 ppg) after totaling 60 in his first five...Posted 12 points - his first double-figure effort since Dec. 28 -to go with seven rebounds and three assists at Washington on 2/4...Grabbed a UA season-high five offensive rebounds vs. Stanford on 1/28...Collected a season-high five assists to go with seven boards on 12/21 vs. Lipscomb...Finished in double-figures in his first two college games...Hit 9-of-9 FTs to finish with a team-high 17 points vs. Vanderbilt on 11/25...Equalled the ninth-highest freshman debut in school history with 17 points to go with eight rebounds and two assists on 11/15 vs. Northern Arizona.

Personal: His full name is Solomon Jamar Hill...Went to high school in Los Angeles at Fairfax High School where he was tabbed a 4-star recruit and completed in the LeBron James Skills Academy in 2008...His Senior year of High School he averaged 16.2 ppg, 11.7 rpg, and 5.1 apg while leading his team to a national ranking of 24 and state ranking of 4th...Majored in History at the University of Arizona...Lists hobbies as computer games

NBA REGULAR SEASON STATS

SEASON	TEAM	GP	MIN	FGM	FGA	FG%	FTM	FTA	FT%	OREB	DREB	TREB	AST	TO	STL	BLK	PF	PTS	PPG	RPG	APG
2013-14	IND	28	226	17	40	0.425	6	7	0.857	9	32	41	12	13	5	2	19	47	1.7	1.5	0.4
2014-15	IND	82	2381	251	634	0.396	159	193	0.824	70	244	314	184	115	66	18	177	729	8.9	3.8	2.2
2015-16	IND	59	866	93	208	0.447	36	42	0.857	39	127	166	57	33	37	11	68	246	4.2	2.8	1.0
2016-17	NOP	80	2374	183	478	0.383	103	128	0.805	51	256	307	141	82	72	32	182	563	7.0	3.8	1.8
TOTALS	--	249	5847	544	1360	0.400	304	370	0.822	169	659	828	394	243	180	63	446	1585	6.4	3.3	1.6

3-POINT FG: 2013-14, 7-23 (.304); 2014-15, 68-208 (.327); 2015-16, 24-74 (.324); 2016-17, 94-270 (.348); TOTALS: 193-575 (.336).

NBA POSTSEASON STATS

SEASON	TEAM	GP	MIN	FGM	FGA	FG%	FTM	FTA	FT%	OREB	DREB	TREB	AST	TO	STL	BLK	PF	PTS	PPG	RPG	APG
2013-14	IND	1	1	0	0	0	0	0	0	0	0	0	0	0	0	0	0	0	0	0	0
2015-16	IND	7	198	14	31	0.452	15	16	0.938	5	23	28	8	3	2	0	20	54	7.7	4.0	1.1
TOTALS	--	8	199	14	31	0.452	15	16	0.938	5	23	28	8	3	2	0	20	54	6.8	3.5	1.0

3-POINT FG: 2015-16, 11-19 (.579) TOTALS: 11-19 (.579).



Position
GUARD
NBA Years
8
Height/Weight
6-4/205
Birthdate
JUNE 12, 1990
Birthplace
MISSION HILL, CALIF.
College
UCLA
High School
CAMPBELL HALL H.S.
(Chatsworth, Calif.)

CAREER HIGHS	
PTS	38 at CHA 3/9/16
FGM	16 vs NYK 1/26/13
FGA	28 (Twice)
3FGM	6 at CLE 4/18/12
3FGA	9 at CHA 3/9/16
FTM	8 (3 Times)
FTA	10 at MEM 3/11/16
OREB	4 (8 Times)
DREB	8 (6 Times)
TREB	11 at LAC 1/10/16
ASTS	15 (3 Times)
STLS	7 vs ATL 3/26/10
BLKS	3 (4 times)
MINs	49 at CHI 12/2/13

Transactions: Selected by Philadelphia in the first round (17th overall) of the 2009 NBA Draft...Acquired by New Orleans along with Pierre Jackson from Philadelphia in exchange for Nerlens Noel and a 2014 1st round draft pick 7/10/13...Re-signed by New Orleans to multi-year contract 7/6/17.

2016-17 Season (New Orleans): In 67 games (61 starts) with New Orleans, averaged 15.4 points, 7.3 assists, 3.9 rebounds and 1.5 steals in 32.7 minutes per game while shooting .453 from the floor, .356 from 3-point range and .708 from the line...Had 54 performances of double-digit scoring and 16 of double-digit assists...Scored 20+ points 18 times and recorded 16 double-doubles...Missed the first 12 games of the season while tending to his wife, Lauren, as she recovered from surgery to remove a brain tumor...Recorded 25 points, 12 assists, six rebounds and five steals in just under 38 minutes played at MIN (2/10), becoming just the sixth player since 1984 to have a similar stat line in 38 minutes or less, joining Clyde Drexler (3/6/92), Michael Adams (12/7/90), Michael Ray Richardson (4/10/85), Johnny Moore (1/8/85) and Russell Westbrook (11/25/15)...Notched 30 points, nine rebounds, seven assists, and a career-high three blocks vs. PHX (2/6), becoming the first guard since James Harden (2/23/15) to have a similar stat line...Scored a season-high 33 points (12-19 from the field) to go along with 10 dimes, six boards, three steals, and two blocks vs. CLE (1/23).

Professional: In eight seasons with Philadelphia and New Orleans has appeared in 504 games with 431 starts, averaging 14.3 points, 6.2 assists, 3.6 rebounds and 1.5 steals in 32.3 minutes per game while shooting .441 from the floor, .366 from 3-point range and .788 from the line...Has 73 career double-doubles, including two triple-doubles...Has appeared in 21 playoff games for Philadelphia and New Orleans, averaging 14.1 points, 5.1 assists, 4.0 rebounds and 1.4 steals...**2015-16 (New Orleans):** In 65 games (23 starts), averaged 16.8 points, 6.0 assists, 3.5 rebounds and 1.4 steals in 28.2 minutes per game while shooting 43.9% from the floor, 33.6% from 3-point range and 84.3% from the line...Scored 20+ points 25 times and recorded six double-doubles...Started the season on a minutes restriction and sitting out second ends of back-to-backs, causing him to miss six games...Sustained a right inferior orbital fracture 3/28 vs. NYK, causing him to miss the final nine games of the 2015-16 campaign...Scored 34 points on 13-27 shooting and 10 assists in a season-high 41 minutes 3/11 at MEM...Recorded a career-high 38 points on 13-23 shooting and a season-high 5-of-9 from beyond the arc in 38 minutes 3/9 at CHA...Recorded his 2,500th career assist 2/4 vs. LAL...Scored 25 points, including a career-high eight made free throws 1/28 vs. SAC...**2014-15 (New Orleans):** In 40 games (37 starts), averaged 14.8 points, 6.9 assists, 3.4 rebounds and 1.6 steals in 32.6 minutes per game while shooting 44.6% from the floor, 37.8% from 3-point range and 85.5% from the line...Led team in assists 28 times and recorded five double-doubles ...Appeared in three of New Orleans' four playoff games, averaging 6.3 points and 4.3 assists against GSW...Sidelined with a stress reaction in his lower right leg on 1/21, missing 41 games...Recorded his 5,000th career point 1/5 vs. WAS...Registered 50th career point/assist double-double 12/18 at HOU...Scored 30 points in an overtime loss 12/14 vs. GSW...Scored a season-high 30 points on 12-of-22 from the field, adding 10 assists for his third double-double of the season 12/10 at DAL...Recorded his 500th career steal 12/2 vs. OKC...Recorded block on Kawai Leonard's shot in final seconds to help secure win 11/8 at SAS...**2013-14 (New Orleans):** In 34 games (all starts), averaged 14.3 points, 7.9 assists, 4.2 rebounds and 1.7 steals in 33.6 minutes per game while shooting 44.7% from the floor, 39.0% from 3-point range and 81.0% from the line...Led team in assists 23 times and

recorded nine double-doubles...Placed on the inactive list with a stress fracture of the right tibia after 34 games and missed the remainder of the season...Had his biggest night of the season, stockpiling 31 points and 13 assists to go along with seven rebounds 12/30 vs. POR...Scored the game-winning bucket to complete a 19-point, 12-assist night 12/2 at CHI...Tallied 12 points, nine rebounds, and seven assists 11/25 at SAS...Recorded season-high 13 assists 11/8 vs. LAL...Tallied nine assists 11/5 vs. PHX...Recorded eight assists 11/2 vs. CHA...Tallied 17 points and five assists on 11/1 at ORL...Finished his Pelicans debut with 24 points, seven rebounds, and five assists...**2012-13 (Philadelphia)**: In 78 games (all starts), averaged 17.7 points, 8.0 assists, 4.2 rebounds and 1.6 steals in 37.5 minutes per game while shooting 43.1% from the floor, 36.8% from 3-point range and 75.2% from the line... Named to his first ever All-Star Game on 1/24, becoming the youngest player in Sixers franchise history to receive that honor...Was the only player in the league to average at least 17.0 points and 8.0 assists... Recorded 20 double-doubles this season, including one triple-double (at PHX on 1/2) after having one in 2011-12... Scored 20-plus points 29 times this season (Sixers 17-12 mark), including 30-plus points five times... Most 30-point games in a single season by a Sixer since Allen Iverson had eight in 2006-07... Scored a career-high 35 points vs. NYK on 1/26... Ranked fourth in the NBA with 8.0 assists this season...Recorded at least eight assists in nine straight games from 12/23-1/8, which tied for the longest single season streak by a Sixer dating back to 1985-86... Had seven-plus assists in 54 of his 78 games played this season after doing so 11 times in 2011-12... **2011-12 (Philadelphia)**: In 65 games (all starts), averaged 13.5 points, 4.5 assists, 3.5 rebounds and 1.58 steals in 33.8 minutes per game while shooting 43.2% from the floor, 38.0% from 3-point range and 78.3% from the line... Did not miss any games due to injury in 2011-12 but was a DNP-CD the final game of the season, snapping a streak of 188 consecutive starts dating back to 1/22... Scored 20-plus points 10 times (Sixers 5-5 mark), including a then-career-high 30 points at CHI on 3/7... Scored 19 points in the third quarter at CLE on 4/18... Averaged just 1.8 turnovers over his final 49 games played after averaging 2.8 tpg the first 16 games of the season... Recorded his only double-double of the season vs. ATL on 1/21... Shot 6-of-6 from 3-point range at CLE on 4/18 tying the franchise record for most 3FGM without a miss in a single game... Averaged a career-high 1.58 steals and ranked 11th in the NBA... Recorded 3-plus steals 16 times... **2010-11 (Philadelphia)**: Started all 82 games, averaging 14.0 points, 6.5 assists, 4.0 rebounds and 1.5 steals in 35.4 minutes per game while shooting 44.6% from the floor, 36.5% from 3-point range and 82.3% from the line... Had 15 point-assist double-doubles, including his first triple-double at New Jersey on 2/2... Scored 20-plus points 14 times (Sixers 10-5 mark)... Hit two-plus 3-pointers 23 times, including three-plus eight times... Ranked 16th in the NBA in assists and 16th in steals... Named to the Sophomore team in the T-Mobile Rookie Challenge... **2009-10 (Philadelphia)**: In 73 games with 51 starts, averaged 8.0 points, 3.8 assists, 2.6 rebounds and 1.09 steals in 24.2 minutes per game while shooting 44.2% from the floor, a team-high 39.0% from 3-point range and 75.6% from the line... Started the final 41 games; overall as a starter, averaged 12.0 points, 6.6 assists, 4.1 rebounds and 1.94 steals... Had seven steals vs. ATL on 3/26... Recorded his first career double-double with 10 points and 10 rebounds vs. CHI on 3/20... Recorded his first point-assist double-double with 13 points and 12 assists vs. ATL on 3/26.

College (University of California, Los Angeles, 2008-09): Was an early entry candidate for the 2009 NBA Draft following his freshman season at UCLA... Played alongside senior Darren Collison in the backcourt... In 35 games (all starts), averaged 8.5 points, 3.8 rebounds, 3.7 assists and 1.6 steals in 27.1 minutes per game... Shot 45.0% from the floor, 30.7% from 3-point range and 72.6% from the line... Earned Pac-10 All-Freshman Team Honors... Scored a career-high 20 points on a perfect 8-of-8 shooting in just 19 minutes of play vs. Florida International... Had 12 points and a career-high 10 rebounds with five assists and three steals vs. Louisiana Tech... Recorded a career-high six steals vs. Cal State Northridge and five steals against USC... Had 13 points and six assists in UCLA's one-point win over Virginia Commonwealth in the First Round of the NCAA Tournament.

Personal: As a senior at Campbell High School in Chatsworth, CA, averaged 25.9 points, 11.2 rebounds, 6.9 assists, 4.8 steals... Team went 31-5 and won the California Division IV state title... As a freshman, helped Campbell High to a perfect 32-0 mark along with older brother Justin who went on to play at Washington, and is currently a member of the New York Knicks... Rated the No. 1 point guard and the No. 2 overall prospect in the Class of 2008 by Rivals.com... Named the 2008 Gatorade National Player of the Year and Parade Magazine First Team All-America... Played in the McDonald's All-American Game, tallying 14 points, 5 rebounds, 3 assists and 5 steals... Lists collecting shoes as a hobby... Was the manager for the Girls Tennis Team in high school... His wife, Lauren, is a professional soccer player for FC Kansas City and a member of the United States Women's National Soccer Team... Younger sister, Lauren, plays basketball at UCLA... Younger brother, Aaron, is a freshman guard on the UCLA basketball team... Donated nearly 3,000 Pelicans tickets to underprivileged children during 2014-15 season.

NBA REGULAR SEASON STATS

SEASON	TEAM	GP	MIN	FGM	FGA	FG%	FTM	FTA	FT%	OREB	DREB	TREB	AST	TO	STL	BLK	PF	PTS	PPG	RPG	APG
2009-10	PHI	73	1767	230	520	0.442	65	86	0.756	56	135	191	280	156	79	18	153	587	8.0	2.6	3.8
2010-11	PHI	82	2901	446	999	0.446	172	209	0.823	68	264	332	531	218	120	29	203	1145	14.0	4.0	6.5
2011-12	PHI	65	2196	360	834	0.432	94	120	0.783	57	155	212	290	135	103	18	137	879	13.5	3.3	4.5
2012-13	PHI	78	2926	555	1288	0.431	182	242	0.752	89	240	329	625	292	123	32	170	1383	17.7	4.2	8.0
2013-14	NOP	34	1143	203	454	0.447	51	63	0.810	28	114	142	268	105	56	12	92	487	14.3	4.2	7.9
2014-15	NOP	40	1303	238	534	0.446	65	76	0.855	32	103	135	274	91	63	23	110	592	14.8	3.4	6.9
2015-16	NOP	65	1831	410	935	0.439	182	216	0.843	27	168	195	391	167	88	22	148	1089	16.8	3.0	6.0
2016-17	NOP	67	2190	405	893	0.454	119	168	0.708	46	218	264	488	194	100	44	133	1029	15.4	3.9	7.3
TOTALS	--	504	16257	2847	6457	0.441	930	1180	0.788	403	1397	1800	3147	1358	732	198	1146	7191	14.3	3.6	6.2

3-POINT FG: 2009-10, 62-159 (.390); 2010-11, 81-222 (.365); 2011-12, 65-171 (.380); 2012-13, 91-247 (.368); 2013-14, 30-77 (.390); 2014-15, 51-135 (.378); 2015-16, 87-259 (.336); 2016-17, 100-281 (.356); TOTALS: 567-1551 (.366).

NBA POSTSEASON STATS

SEASON	TEAM	GP	MIN	FGM	FGA	FG%	FTM	FTA	FT%	OREB	DREB	TREB	AST	TO	STL	BLK	PF	PTS	PPG	RPG	APG
2010-11	PHI	5	188	24	58	0.414	12	15	0.800	3	16	19	28	11	10	2	10	71	14.2	3.8	5.6
2011-12	PHI	13	494	74	179	0.512	38	44	0.864	17	44	61	67	26	20	8	24	206	15.8	4.7	5.2
2014-15	NOP	3	55	7	19	0.368	4	4	1.000	2	1	3	13	5	2	1	3	19	6.3	1.0	4.3
TOTALS	--	21	737	105	256	0.410	54	63	0.857	22	61	83	108	42	32	11	37	296	14.1	4.0	5.1

3-POINT FG: 2010-11, 11-21 (.524); 2011-12, 20-49 (.408); 2014-15, 1-4 (.250); TOTALS: 32-74 (.432).



Position
GUARD

NBA Years
R

Height/Weight
6-3

Birthdate
MAY 4, 1998

Birthplace
WASHINGTON, D.C.

College
DUKE

High School
LONE PEAK H.S.
(Highland, Utah)

Transactions: Selected 31st overall by Charlotte in the 2017 NBA Draft...Draft rights acquired by New Orleans in exchange for the draft rights to Dwayne Bacon.

College (Duke 2016-17): Played in 36 games and made 16 starts for the Blue Devils...Averaged 10.9 points, 2.5 rebounds and 1.7 assists in 24.9 minutes per contest...Declared for the NBA Draft on May 12, 2017, after one season at Duke...Named to the All-ACC Tournament second team after averaging 13.0 points and shooting .515 from the floor to help Duke become the first team to win four games in as many days to capture the championship...Named ACC Rookie of the Week once (11/14)...Included on the preseason watch list for the Bob Cousy Award...Put up an average of 14.5 points in two NCAA Tournament games...Led Duke in scoring six times and assists on four occasions...Scored in double figures 20 times and reached the 20-point mark in three games...Made the eighth-most three-pointers (51) and had the eighth-best three-point percentage (.395) in Duke freshman history.

Personal: Born Franklin Willis Jackson...Son of Al and Juleen Jackson...Father is a former Utah state senator...Has a brother, Alvin III, and three sisters, Kayla, Mary Alice and Marie.



Position
FORWARD

NBA Years
3

Height/Weight
6-8/225

Birthdate
MARCH 21, 1990

Birthplace
MAYSVILLE, KY.

College
KENTUCKY

High School
MASON COUNTY H.S.
(Maysville, Ky.)

CAREER HIGHS

PTS	26 at ATL 4/13/15
FGM	10 (Twice)
FGA	20 vs. MIL 3/19/15
3FGM	6 at ATL 4/13/15
3FGA	8 vs. MIL 3/19/15
FTM	6 (Twice)
FTA	7 (Twice)
OREB	4 at MEM 1/16/16
DREB	8 (Twice)
TREB	11 (Twice)
ASTS	7 (3 Times)
STLS	5 at OKC 11/20/15
BLKS	3 at ATL 12/26/15
MINs	48 vs. SAS 3/17/15

Transactions: Selected by New Orleans with the 46th overall pick in the second round of the 2012 NBA Draft...Waived by New Orleans 11/30/14...Re-signed by New Orleans 7/27/17.

2016-17 Season (Germany): Appeared in 30 games with Brose Bamberg of BBL, averaging 12.2 points on 460 shooting from the floor, including .411 from three-point range and .889 from the free throw line, 2.7 rebounds, 2.0 assists...Earned All-BBL First Team honors.

Professional: In 102 career appearances (10 starts) with New Orleans, has posted averages of 3.1 points, 1.3 rebounds, and 0.9 assists, while shooting .420 from the floor, .351 from 3-point range and .841 from the line...**2015-16 (Germany):** Appeared in 24 games with Brose Bamberg, averaging 9.4 points while shooting .471 from the floor, .403 from three-point range and .909 from the free throw line...Helped Bamberg win second consecutive BBL Championship while being named BBL Finals MVP and earning All-BBL Second Team honors...**2014-15 (New Orleans/Germany):** Appeared in five games with New Orleans before being waived 11/30...Finished the season with Brose Bamberg of Germany, signing with the club on 2/14...Appeared in 18 games with Bamberg, averaging 9.4 points on .556 shooting from the floor, including .472 from three-point range, to go with 2.3 rebounds and 2.3 assists per game...Helped Bamberg claim the 2015 BBL Championship...**2013-14 (New Orleans):** Averaged 4.4 points per game and 1.2 rebounds per game in 45 contests in his sophomore season (including seven starts)...Scored in double-figures seven times...Scored 10 points and recorded career highs in assists (five) and steals (four) in a career best 37 minutes 4/14 vs. OKC...Notched a career high of 18 points on 7-of-13 from the floor 4/11 at OKC...14 points in a season high 31 minutes 4/9 vs. PHX...Scored six points on 3-4 from the field 3/31 vs. SAC...Scored in double-digits for the second game in a row with a 12 point performance 3/28 vs. UTA...Had a career scoring night in which he went 7-of-9 from the field, tying a career high of 16 points in a big win 3/26 vs. LAC...Chipped in seven points 3/13 vs. MEM...Scored six points on three-of-three from the field 2/26 at DAL...Attempted a career high four free throws 2/9 at BKN...Chipped in nine points off of the bench in a victory 1/26 vs. ORL...Scored six points off the bench 1/18 vs. GSW...Played a season high 30 minutes, recording a season high five rebounds 1/15 vs. HOU...Notched 12 points on 4-5 3PT FG at DAL on 1/11...Scored 11 points on 3-4 from the field (all three-pointers) 12/27 vs. DEN...Scored two points and grabbed two rebounds 12/17 at GSW...Recorded one rebound 12/6 vs. OKC...Made 2013-14 debut, playing one minute vs. DAL 12/4...**INACTIVE** - 14 games left foot injury. DNP - CD - 21 times...**2012-13 (New Orleans):** Averaged 2.3 points per game and 1.5 rebounds per game in 52 games played in his rookie season (including two starts)...Led the team in rebounds one time...Broke out in win vs. DEN on 3/25 with career-high 16 points on 6-of-7 FG including 4-of-5 3PT FG...Played a career-high 35 minutes going 2-of-5 from the field scoring four points, grabbing five boards and dishing three assists...Poured in a career night off the bench to power a New Orleans win vs. POR on 3/10 with eight points, five assists and three boards...Scored five points on 2-6 from the floor at OKC on 2/27...Was activated on 1/27 and dressed for the 1/27 win at MEM...*G League:* Appeared in 11 games with the Iowa Energy, averaging 9.9 points, shooting .512 from the field, 3.5 rebounds and 1.6 assists.

College (University of Kentucky 2008-12): The 2012 SEC Sixth-Man of the Year. Set a UK record for career games played (152)...Ranks 10th on UK's all-time three-point field goals list with 175...Scored 1,248 points, ranking 34th all-time...**Senior (2011-12):** Averaged 9.9 points, 2.8 rebounds and 2.1 assists in 261 minutes per game in helping UK win a national title...Earned SEC Sixth-Man of the Year...**Junior (2010-11):**

PLAYERS


Started 37-of-38 games, averaging 10.9 points and 4.6 rebounds...Shot 44.3 percent from three and hit a three-pointer in 36-of-38 games... Caught fire at the end of the year...**Sophomore (2009-10):** Started 32-of-38 games, averaging 6.5 points in 21.2 minutes per game...Scored a season-high 20 points (7-9 FGs) with a team-leading nine rebounds vs. Wake Forest in the NCAA Second Round...Posted 18 points, including four three-pointers, vs. Arkansas...Helped Team USA to gold medal at U-19 World Championship in New Zealand...Led the team with 12 blocks, averaging 5.0 points and 3.1 rebounds...**Freshman (2008-09):** Averaged 5.3 points in 21.2 minutes...In the last nine games, averaged 8.1 points.

Personal: Played for U.S. at the 2011 World University Games in China and averaged 5.6 points and 3.6 rebounds in seven games...Selected to USA U-19 National team over the summer of 2009...played in all nine games, earning two starts in helping lead Team USA to gold medal at U-19 World Championship in New Zealand...Led the team with 12 blocked shots, while averaging 5.0 points per game and 3.1 rebounds per game...Averaged 19.9 points per game, grabbing 7.9 boards, 3.6 assists, 2.9 steals and shooting 51 percent in his senior season...Shot 34 percent from 3-point range...Helped lead Mason County to 2008 State Championship...named 2008 Kentucky Mr. Basketball...Scored more than 2,000 points in high school career...Ranked the seventh best small forward in the country and 38th overall by Scout.com...Averaged 20 points, nine rebounds, four assists and four blocked shots his junior season...Son of Brian and Nicole Miller.

NBA REGULAR SEASON STATS

SEASON	TEAM	GP	MIN	FGM	FGA	FG%	FTM	FTA	FT%	OREB	DREB	TREB	AST	TO	STL	BLK	PF	PTS	PPG	RPG	APG
2012-13	NOH	52	694	44	108	0.407	8	8	1.000	8	70	78	44	23	17	12	89	118	2.3	1.5	0.8
2013-14	NOP	45	723	73	166	0.440	29	36	0.806	9	43	52	43	22	24	9	88	200	4.4	1.2	1.0
2014-15	NOP	5	43	1	7	0.143	0	0	--	0	1	1	2	1	1	0	8	2	0.4	0.2	0.4
TOTALS	--	102	1460	118	281	0.420	37	44	0.841	17	114	131	89	46	42	21	185	320	3.1	1.3	0.9

3-POINT FG: 2012-13, 22-56 (.393); 2013-14, 25-77 (.325); 2014-15, 0-1 (.000); TOTALS, 47-134 (.351).



Position
GUARD

NBA Years
6

Height/Weight
6-4/191

Birthdate
FEBRUARY 25, 1989

Birthplace
EAST CHICAGO, IN

College
PURDUE

High School
EAST CHICAGO H.S.
(East Chicago, Ind.)

CAREER HIGHS

PTS	24 (Twice)
FGM	10 vs. LAL 2/21/16
FGA	22 vs. POR 2/27/16
3FGM	5 (twice)
3FGA	7 at tor 1/31/17
FTM	6 vs. TOR 1/24/13
FTA	6 (4 times)
OREB	4 at MIL 2/2/13
DREB	9 vs. MIA 3/25/13
TREB	9 vs. MIA 3/25/13
ASTS	11 vs. HOU 3/1/13
STLS	4 (twice)
BLKS	3 vs. NOH 12/26/12
MINs	41 (Twice)

Transactions: Selected by Boston in the second round (55th overall) of the 2011 NBA Draft... Traded by Boston to Houston as part of a three-team deal which also sent Jaluan Johnson, Sean Williams and Jon Diebler to the Rockets, Courtney Lee to Boston and Sasha Pavlovic to Portland 7/20/12...Waived by Houston 7/25/12...Signed as a free agent by Orlando 9/06/12... Signed as a free agent by Chicago 9/18/14...Signed as a free agent by New Orleans 7/07/16.

2016-17 Season (New Orleans): In 73 games (22 starts), averaged 9.6 points, 2.2 assists, 2.1 rebounds and 0.7 steals in 24.9 minutes per game while shooting .457 from the floor, .370 from 3-point range and .770 from the foul line...Scored in double-figures in 37 contests, including a season high of 20 points at MIL (11/1)...Tied a career high with four steals at OKC (2/26)...Scored 17 points on a career-high 5-7 from beyond the arc at TOR (1/31).

Professional: In six seasons with Boston, Orlando, Chicago, and New Orleans, has appeared in 380 games with 68 starts, averaging 6.6 points, 1.7 assists, 1.8 rebounds and 0.6 steals in 18.7 minutes per game while shooting .435 from the floor, .369 from 3-point range and .749 from the line...Has scored in double-figures 102 times...Has appeared in 12 playoff games for Boston and Chicago, averaging 2.5 minutes per contest...**2015-16 (Chicago):** In 59 games (22 starts), averaged 7.5 points, 1.7 assists, 2.3 rebounds and 0.6 steals in 21.4 minutes per game while shooting .481 from the floor, .452 from 3-point range and .629 from the foul line...Scored in double-figures in 14 contests, including three 20+ point games...Swiped career-high 4 steals on 3/31 at HOU...On 2/21 vs. LAL, tied career highs for points (24) and minutes (41), while setting a career high in FGM (10); went 4-of-4 from distance in the game...Scored a career-high 24 points on 2/3 at SAC, 13 of which came in the first quarter...Scored 14 points on 1/14 at PHI, seven of which came in overtime...Started a career-high 22 games...**2014-15 (Chicago):** Appeared in 56 games off of the bench and averaged 2.7 ppg, 0.8 rpg, 0.6 apg and 0.36 spg in 9.0 mpg...Shot .446 from the field, .342 from behind the arc and .600 from the stripe...Netted 12 points (4-8 FG, 2-4 3FG) and four boards at OKC (03/15) ... Scored a career-high 19 points (9-10 FG, 1-2 3FG), including the game-winning three-pointer with 2.1 seconds remaining versus OKC (03/05) ...Received 26 DNP-CD's...**2015 Playoffs:** Appeared in three games off the bench, averaging 1.7 ppg, 1.0 rpg, 0.67 spg and 3.0 mpg...**2013-14 (Orlando):** Played in 79 games (three starts) for the Magic and posted 6.3 ppg, 1.7 rpg and 1.4 apg in 19.1 mpg...As a starter, he averaged 4.7 ppg, 2.7 rpg, 2.0 apg and 1.33 spg in 27.3 mpg...Scored in double figures 20 times, including a season-high 17 points vs. BKN (04/09) in which he was a perfect 6-for-6 from the floor and 5-for-5 from three-point range...**2012-13 (Orlando):** Played in 75 games (21 starts) for Orlando and posted 7.8 ppg, 2.7 apg and 2.2 rpg in 22.4 mpg...As a starter, he averaged 11.0 ppg, 4.9 apg and 3.3 rpg in 31.7 mpg...Led (or tied) the team in scoring four times, in rebounding once and in assists 12 times...Scored in double figures 28 times, including a career-high 18 points (three times)...Dished out a career-high 11 assists versus HOU (03/01)...Recorded his first career NBA double-double with 12 points and 10 assists at PHI (02/26)...Pulled down a career-high nine rebounds versus MIA (03/25)...Recorded at least one steal 36 times and had two-or-more steals in 11 games, including a career high-tying three steals (three times)...Made his first NBA start versus PHX (11/04) and responded with 15 points, six assists, three rebounds, three steals in 38 minutes...Logged a career-best 41 minutes at BKN (11/11)...Missed seven games (12/29-01/12) due to a sprained left elbow...**2011-12 (Boston):** Played in 38 games during his rookie campaign for Boston, and posted 2.9 ppg in 8.7 mpg...Scored 16 points (4-4 3FG) at ORL (01/26)...Recorded a career-high three steals versus MIL (04/26)...Made his NBA debut at NYK (12/25)...Scored his first NBA points versus NJN (01/05), as he finished

PLAYERS

with five points (2-3 FG)...Posted 22 DNP-CD's and spent six games on the Inactive List.

College (Purdue, 2007-11): Played 140 career games (136 starts) in four seasons at Purdue...As a Boilermaker, he averaged 15.3 ppg, 4.4 rpg, 2.9 apg and 1.7 spg in 32.3 mpg...Shot .380 (243-639) from three-point range...Left Purdue as the school's all-time leader in minutes played (4,517), games started (136) and three-point field goals (243)...Also tied for first in career games played (140) and career wins (107), ranked third in scoring (2,136 points), sixth in steals (164) and ninth in assists (400)...Named First Team All-Big Ten twice (2009-10, 2010-11) and Second Team All-Big Ten twice (2007-08, 2008-09)...Also earned Academic All-Big Ten three times (2008-11)...Led the Boilermakers in scoring for three straight seasons (2007-10)...**Senior (2010-11):** Started all 34 games and averaged 18.0 ppg, 5.1 rpg, 3.2 apg and 1.21 spg in 33.9 mpg...Shot 400 (70-175 3FG) from three-point range...Scored a career-high 38 points against No. 2 Ohio State, which earned him Big Ten Player of the Week honor...**Junior (2009-10):** Started in all 35 games and averaged 16.4 ppg, 3.8 rpg, 2.7 apg and 1.46 spg in 31.5 mpg ...He became the first player in nearly 20 years to lead Purdue in both scoring and assists...**Sophomore (2008-09):** Played in 37 games (36 starts), and posted 13.8 ppg, 4.6 rpg, 3.0 apg and 1.08 spg in 33.0 mpg...**Freshman (2007-08):** Played in 34 games (31 starts) and averaged 12.9 ppg, 3.9 rpg and 2.6 apg in 30.6 mpg...Shot 434 (66-152 3FG) from three-point range...Became the first true freshman in Purdue history to lead the team in scoring and was named to the Big Ten All-Freshman Team.

Personal: Full name is E'Twain Donte Moore...Has a daughter, Elissa (born December 2012)...Majored in Organizational Leadership and Supervision while at Purdue...Participated in the Baskets for Books program, reading to children...Spoke to children at the Boys & Girls Club at the Jackson Community Center about staying motivated.

NBA REGULAR SEASON STATS


SEASON	TEAM	GP	MIN	FGM	FGA	FG%	FTM	FTA	FT%	OREB	DREB	TREB	AST	TO	STL	BLK	PF	PTS	PPG	RBP	APG
2011-12	BOS	38	331	43	113	0.381	7	7	1.000	4	29	33	34	21	11	3	33	110	2.9	0.9	0.9
2012-13	ORL	75	1682	237	598	0.396	47	59	0.797	48	119	167	206	105	51	23	122	588	7.8	2.2	2.7
2013-14	ORL	79	1506	195	456	0.428	52	68	0.765	29	107	136	112	55	60	13	106	499	6.3	1.7	1.4
2014-15	CHI	56	504	62	139	0.446	12	20	0.600	13	34	47	33	14	20	6	45	149	2.7	0.8	0.6
2015-16	CHI	59	1263	187	389	0.481	22	35	0.629	19	114	133	99	53	37	18	103	443	7.5	2.3	1.7
2016-17	NOP	73	1820	283	619	0.457	57	74	0.770	33	119	152	164	62	50	32	131	700	9.6	2.1	2.2
TOTALS	--	380	7106	1007	2314	0.435	197	263	0.749	145	522	667	648	229	229	95	540	2489	6.6	1.8	1.7

3-POINT FG: 2011-12, 17-45 (.378); 2012-13, 67-197 (.340); 2013-14, 57-161 (.354); 2014-15, 13-38 (.342); 2015-16, 47-104 (.452); 2016-17-77-208 (.370); TOTALS, 278-753 (.369).

NBA POSTSEASON STATS

SEASON	TEAM	GP	MIN	FGM	FGA	FG%	FTM	FTA	FT%	OREB	DREB	TREB	AST	TO	STL	BLK	PF	PTS	PPG	RBP	APG
2011-12	BOS	9	21	2	8	0.250	1	2	0.500	0	3	3	3	1	0	1	2	5	0.6	0.0	0.0
2014-15	CHI	3	9	2	6	0.333	0	0	--	0	3	3	0	0	2	0	1	5	1.7	0.2	0.1
TOTALS	--	12	30	4	14	0.286	1	2	0.500	0	6	6	3	1	2	1	3	10	0.8	0.5	0.3

3 POINT FG: 2011-12, 0-2 (.000); 2014-15, 1-1 (1.000), TOTALS, 1-3 (.333)



Position
GUARD

NBA Years
11

Height/Weight
6-1/186

Birthdate
FEBRUARY 22, 1986

Birthplace
LOUISVILLE, KY.

College
KENTUCKY

High School
OAK HILL ACADEMY
(Mouth of Wilson, Va.)

CAREER HIGHS

PTS	35 vs. det 2/15/12
FGM	15 vs. det 2/15/12
FGA	27 vs. det 2/15/12
3FGM	5 at bos 1/2/15
3FGA	7 (4 times)
FTM	11 (twice)
FTA	15 vs. uta 12/15/08
OREB	6 (3 times)
DREB	13 (twice)
TREB	17 vs. nyk 3/4/12
ASTS	24 vs. nyk 10/29/10
STLS	8 vs. mem 3/23/11
BLKS	3 (twice)
MINs	53 vs. dal 12/12/12

Transactions: Selected by Phoenix in the first round (21st overall) of 2006 NBA Draft... Draft rights traded by Phoenix with Brian Grant to Boston for a first-round pick in 2007 draft 6/28/06... Traded with Dwight Powell to Dallas in exchange for Brandon Wright, Jae Crowder, Jameer Nelson, a 2015 first round pick and a 2016 second round pick 12/18/14... Signed as a free agent with Sacramento 7/13/15... Signed as a free agent with Chicago 7/7/16... Signed as a free agent with New Orleans 7/20/17.

2016-17 Season (Chicago): Appeared in 69 games (42 starts)... Averaged 7.8 points, 6.7 assists and 5.1 rebounds in 26.7 minutes... Recorded six double-doubles, including a triple-double vs. CLE (12/2) in which he tallied 15 points, 11 rebounds, and 12 assists... Scored in double-figures 23 times, assisted in double-figures 11 times and rebounded in double-figures five times... Regular season 3PM of .376 was the highest on the team... Scored a season-high 25 points on a season-best 11 FGM and grabbed 11 boards vs. ATL on 4/1... Dished season-high 15 assists on 3/30 vs. CLE, the first time a Bulls player had 15+ dimes since Derrick Rose had 16 on 12/30/11... Played season-high 40 minutes in OT game at TOR (3/21) and scored 24 points on 9 FG, 4 of which were 3P, and also tied season-high 4 steals... Led the team with 17 points vs. MEM (3/15), and had 8 assists with 0 turnovers; it was his 95th career game with at least 12 points, 6 rebounds and 8 assists, which is the fifth-most such games among all NBA players since he entered the league in 2006-07... Scored 20 points with three 3PM at CHA (3/13)... Had back-to-back games with 3 3PM on 3/13 and 3/15 for the second time in his career... Dished 10 assists off the bench on 1/29 vs. PHI, becoming only the sixth Bulls reserve to have double-digit dimes since 2011... Notched three games in a row with 10-plus assists from 12/19 to 12/23... Bulls were 10-11 when he dished 8+ assists and 8-3 when he dished 10-plus assists... Missed seven games due to injury - two for a left ankle sprain, two for a right ankle sprain and three for a right wrist sprain... Served team suspension on 12/5... Inactive for five games and designated DNP-CD for five games... **2017 PLAYOFFS:** Saw action in two games (both starts) before fracturing his right thumb and missing the remainder of the series with Boston... Averaged 11.5 ppg, 8.5 rpg, 10.0 apg, 3.50 spg and 0.50 bpg in 33.7 mpg... Shot .423 from the field... Notched 38th career postseason double-double (11 pts/14 ast) to go along with 9 rebounds and 5 steals at BOS (4/18); his 38 double-doubles in the playoffs ties for 30th-most in the league since 1984... Was the second player in Bulls history - along with Michael Jordan - to post 10 assists and 5 steals in a playoff game.

Professional: Has Played in 714 games (634 starts) with averages of 10.7 ppg, 4.9 rpg, 8.5 apg, 1.8 spg and 32.3 mpg in 11 seasons with Boston, Dallas, Sacramento, and Chicago... Holds career shooting marks of .463 from the field, .304 from three and .606 from the free throw line... Celtics' all-time leader in assists per game (8.5) and steals per game (1.9)... Member of Boston's 2008 NBA Championship team... Four-time NBA All Star (2010, 2011, 2012, 2013)... Selected to the All-NBA Third Team in 2012... Two-time selection to the NBA All-Defensive First Team (2010, 2011) and named to the NBA All-Defensive Second Team twice (2009, 2012)... Voted to the NBA All-Rookie Second Team in 2007... Holds the Celtics' single-season assist record with 794 (2009-10)... Scored in double figures 371 times, assisted 10-plus times in 289 contests, and rebounded 10-plus times in 55 games... Has 29 career triple-doubles... Has 75 career games with 15-plus assists, which ranks 8th among NBA players over the last 30 years (b-r.com)... **2015-16 (Sacramento):** Played in 72 games (all starts) and averaged 11.9 ppg (.454 FG%, .365 3P%, .580 FT%), 6.0 rpg, a league-leading and team-high 11.7 apg (839 total assists were also a league high), 1.96 spg (7th in the NBA) and 35.2 mpg... Scored in double

figures in 45 games, 20+ in seven...Grabbed 10-plus rebounds in eight games...Dished out 10-plus assists in 51 games (Sacramento-era single-season record) and 20 assists in two...Recorded 37 double-doubles and six triple-doubles (Sacramento-era single-season record)...Led team in scoring in four games, rebounding in seven and assists in 67...Posted season-high 27 points vs. POR (4/5) in a triple-double effort with 10 rebounds and 12 assists...Tied season-high 20 assists vs. CHA (1/25) to go along with seven points and 10 rebounds...Set season high of 20 assists to go along with 14 points, eight rebounds, four steals and one block at CHA (11/23)...Recorded 300th assist of the season at WAS (12/21), becoming the fastest in Kings franchise history (27 games) to dish out 300-plus assists in a season, according to Elias Sports Bureau; also fastest since Steve Nash (25 games) did it in 2007...Missed one game (12/15) due to NBA suspension, one game (1/5) due to lower back spasm, one game (2/26) due to right thumb tendinitis, one game (3/16) due to right 1st MTP joint sprain; "turf toe," right thumb sprain & right shoulder contusion and six games (3/28, 4/2, 4/7, 4/9, 4/11, 4/13) due to rest...**2014-15 (Boston/Dallas):** Played in 68 games (68 starts) and averaged 8.9ppg (426 FG%, 314 3P%, 397 FT%), 5.5ppg, 7.7 apg (5th in the NBA), 1.34spg (35th in the league) and 29.7 mpg...Prior to being traded to Dallas, averaged 8.3ppg (405FG%, 2503P%, 333FT%), 7.5 rpg, 10.8 apg, 1.68 spg and 31.8 mpg in starting all 22 games he played with the Celtics...Recorded three triple-doubles and 15 double-doubles (six with Dallas)...Had four games with 20+ points (three with Dallas)...Had 29 games with 10+ points (20 with Dallas)...Grabbed 10+ rebounds in seven games (one with Dallas)...Dished 10-plus assists 20 times (seven with Dallas)...Scored season-high 29 points at BOS (1/2)...Grabbed a season-high 13 rebounds in a triple-double effort (13pts/11ast) vs. WAS (12/7)...Handed out season-high 19 assists to go with 12 rebounds at ATL (12/2)...Missed the game at CHI (11/8) due to a left hand procedure, one game with left Achilles soreness at DEN (1/14), left the game at ORL (1/31) in the first quarter with a left orbital fracture/nasal fracture and did not return and missed six games due to the injury (2/2-2/11), was NWT-team suspension at ATL (2/25), left the game vs. GSW (4/4) in the second half with a hyperextended left knee and did not return, and was DND-Inactive (rest) at DEN (4/10)...**2015 PLAYOFFS:** Appeared in two games (two starts) for the Mavericks and averaged 9.5 points, 1.0 rebound, 3.0 assists and 18.5 minutes...**2013-14 (Boston):** Played in 30 games (30 starts) and posted 11.7ppg (403 FG%, 289 3P%, 627 FT%), 5.5ppg, 9.8apg, 1.33 spg and 33.3 mpg...Led the Celtics in scoring four times, rebounds four times, assists 27 times, steals nine times, blocks once and minutes nine times...Recorded one triple-double and 13 double-doubles...Scored in double-figures in 17 games, 20-plus points in two games...Made his season debut with eight points, four assists and two steals vs. LAL (1/17)...Recorded his 4,000th career assist vs. DAL (2/9)...Recorded season-high 22 points to go with 11 assists and three steals vs. ATL (2/26)...Had double-double with 11 points, 18 assists, two steals and no turnovers vs. DET (3/9) and passed Bill Russell for 5th-highest assist total in Celtic franchise history...Missed a total of 42 games due to injury: 39 to rehab from a torn ACL, right knee (10/30-1/13), two games due to a bruised left shin (4/11-4/12) and one game due to a strained left hamstring (4/16)...**2012-13 (Boston):** Played in 38 games (38 starts) and averaged 13.7 ppg (484 FG%, 240 3P%, 645 FT%), 5.6 rpg, a league-high 11.1 apg, 1.79 spg and 37.4mpg...Named as a starter for the Eastern Conference in the 2013 NBA All-Star Game in Houston...Scored season-high 30 points vs. CHI (1/18)...Recorded first triple-double of the season (16 pts/season-high 13 reb/14 ast) along with three steals and three blocks at PHI (12/7)...Tied John Stockton for the second-longest streak with 10-plus assists in a game at ORL (11/25) by recording 16 against the Magic, which marked his 37th consecutive game with 10-plus assists (also a career-long streak)...Had streak snapped the next game when he was ejected just before halftime for an altercation...Dished out season-high 20 assists vs. TOR (11/17) and vs. PHI (11/9)...Suffered a torn ACL in right knee at Atlanta (1/25) and was ruled out for the remainder of the season on 1/27 (44 games)...**2011-12 (Boston):** Played in 53 games (53 starts) and averaged 11.9 ppg (448FG%, 238 3P%, 597 FT%), 4.8 rpg, league-high 11.7 apg, 1.79 spg and 36.9 mpg...Became the first Celtic to lead the NBA in assists per game since Bob Cousy during the 1959-60 season...Named to the Eastern Conference All-Star team as a replacement for Joe Johnson and had two points, two rebounds and eight assists in 16 minutes in the All-Star Game...Was named as a replacement for Stephen Curry for the Taco Bell Skills Challenge at All-Star weekend and finished in 2nd place...Tied season high 20 assists in triple-double effort (10pts/10reb/20ast) vs. ATL (4/11)...Recorded triple-double with 18 points, a career-high 17 rebounds and a season-high 20 assists vs. NYK (3/4), becoming the first player to hit such numbers since Wilt Chamberlain recorded 22 points, 25 rebounds, 21 assists on 2/2/68; Rondo and Magic Johnson are the only two players since 1983 to record 17-plus points, rebounds and assists in a game...Scored career-high 35 points vs. DET (2/15)...posted 15th career triple-double with 32 points (11-22 FG, 10-13 FT), 10 rebounds and 15 assists vs. CHI (2/12), becoming the first player in more than two decades to record a 30-15-10 triple-double with 10 FGM and 10 FTM in a non-OT game (joining Magic Johnson, Michael Jordan, Hakeem Olajuwon and Larry Bird as the only players to accomplish that feat since 1980 - with Olajuwon's being the most recent in 1989)...Appeared in his 400th career game vs. CHA (2/7)...Recorded his 3,000th career assist vs. CHI (1/13)...Passed K.C. Jones for 8th place on the Celtics all-time assist list on opening night when he recorded 13 assists to go with his 31 points, five rebounds and five steals at NYK (12/25)...Missed four games due to injury...**2012 PLAYOFFS:** Appeared in 19 games (19 starts) with averages of 17.3 ppg (career playoff-high), 6.7 rpg, league postseason-high 11.9 apg and 2.37 spg in 42.6 mpg...Notched four triple-doubles in the postseason...Scored a career-high 44 points to go with eight rebounds, 10 assists and three steals in 53 minutes in Game 2 of the Eastern Conference Finals at MIA (5/30), became the first player in NBA postseason history to record those totals in a game...Became just the second player in NBA playoff history to record 13-plus assists in the first five games of a series (joining Magic Johnson) when he did so in Games 1-5 vs. PHI...Averaged 14.1 ppg, 7.4 rpg and 12.7 apg vs. PHI; only one other player has matched or bettered those totals for a seven-game series: Magic Johnson against BOS in 1984 NBA Finals: 18.0 ppg, 7.7 rpg and 13.6 apg...**2010-11 (Boston):** Played in 68 games (68 starts) and averaged 10.6 ppg (475 FG%, 233 3P%, 568 FT%), 4.4 rpg, 11.2 apg (2nd in the NBA), 2.25 spg (2nd in the NBA) and 37.2 mpg...Led the team in scoring four times, rebounds seven times, assists 65 times, steals 37 times, blocks once and minutes 30 times...Posted a team-high 31 double-doubles...Scored in double-figures in 36 games, 20-plus in five games...Named to his second consecutive All-Star Game as a member of the Eastern Conference reserves...Had second triple-double (12 pts/10 reb/23 ast) to go with a season-high six steals vs. SAS (1/5)...Recorded first triple-double of the season (10 pts/10 reb/career-high 24 ast) vs. NYK (10/29)...Set the NBA record for most assists through four games (67) previously held by John Stockton and Magic Johnson (65)...Tallied season-high 26 points vs. ORL (2/6)...**2011 PLAYOFFS:** Played in nine games (all starts) and averaged 14.0 ppg, 5.4 rpg, 9.6 apg, 1.11 spg and 38.3 mpg...Notched sixth career postseason triple-double (15 pts/11 reb/20 ast) at NYK (4/22), joining Magic Johnson as the only other player in NBA history to record a postseason triple-double with 20-plus assists...Dislocated his left elbow during the third quarter of Game 3 vs. MIA (5/7) but did not miss any games due to the injury...**2009-10 (Boston):** Played in a career-high 81 games (81 starts) and averaged 13.7 ppg (508 FG%, 213 3P%, 621 FT%), 4.4 rpg, 9.8 apg, a league-high 2.33 spg and 36.6 mpg...Led the NBA in total steals (189)...Recorded 10-plus assists in 45 games...Led the Celtics in assists in 80 games, in points 14 times, in rebounds 13 times and in steals in 56 games...Had two triple-doubles and a career-high 40 double-doubles...Earned his first All-Star Game appearance when he was named as a reserve to the 2010 Eastern Conference team...Became the first Celtic since Sherman Douglas to record five 15-plus assist games in one calendar year since Douglas had five in 1993...Handed out a season-high 18 assists vs. SAC (3/26)...Played his 300th career game vs. DET (3/15)...Tallied season-high 30 points to go with 15 assists and 3 steals at GSW (12/28), becoming just the third Celtic to post 30 points and 15 assists in the same game (joining Larry Bird and Bob Cousy)...Recorded 11 points, nine rebounds, 13 assists and five steals vs. MIL (12/8), becoming the first Celtic to post those numbers since the Elias Sports Bureau began tracking steals during the 1973-74

season...Missed game vs. TOR (1/2) due to a strained left hamstring...**2010 PLAYOFFS:** Played in 24 games (24 starts) and averaged 15.8ppg (.463 FG%, .375 3P%, .596 FT%), 5.6 rpg, 9.3 apg, 1.92 spg and 40.6 mpg...Had two triple-doubles...Became just the third player in NBA postseason history to record a triple-double of 29 points, 18 rebounds and 13 assists vs. CLE in Game 4 of the Eastern Conference Semifinals (Oscar Robertson, Wilt Chamberlain)...Recorded 21 points, 12 assists and five steals in the deciding Game 6 vs. CLE (5/13), marking the fifth time a player recorded those numbers in a deciding game in which his team was the winner (Johnny Moore, Clyde Drexler, Michael Jordan, Jason Kidd)...Moved into 6th place all-time in Celtics postseason history for assists...**2008-09 (Boston):** Played in 80 games (80 starts) and averaged 11.9 ppg (.505 FG%, .313 3P%, .642 FT%), 5.2 rpg, 8.2 apg, 1.86 spg and 33.0 mpg...Among NBA leaders, ranked 6th in assists and 5th in steals...Finished 5th in the NBA in total assists (659)...Scored in double-figures in 43 games, 20-plus in 13 games and 30-plus in two games...Had 13 double-doubles and two triple-doubles...Scored season-high 32 points on his 23rd birthday at PHX (2/22)...Dished out a season-high 17 assists twice (12/3 vs. IND, 2/27 vs. IND)...**2009 PLAYOFFS:** Appeared in 14 games (14 starts) and averaged 16.9 ppg (.417 FG%, .250 3P%, .657 FT%), a playoff career-high 9.7 rpg, 9.8 apg, 2.50 spg and 41.2 mpg...Joined Larry Bird as the only Celtics to have posted three triple-doubles in the same postseason...**2007-08 (Boston):** Played in 77 games (77 starts) and averaged 10.6 ppg (.492 FG%, .263 3P%, .611 FT%), 4.2 rpg, 5.1 apg, 1.68 spg and 29.9 mpg...Among NBA leaders, ranked 13th in steals, 35th in FG% (.492) and 22nd in assists (5.1)...Named to the T-Mobile Rookie-Sophomore Challenge and Youth Jam where he was a starter recording six points and six assists in 18 minutes of action...scored 20-plus points in eight games...Dished out 10-plus assists in six games...Led Celtics in assists 36 times, in rebounds five times and in scoring twice...Became the first Celtic since Sherman Douglas in 1995 to record 15-plus assists in a game when he dished out a season-high 16 assists vs. CHA (2/29)...Tallied season-high 24 points vs. LAC (2/6)...Grabbed season-high 12 boards vs. DAL (1/31) in double-double effort with 14 points...**2008 PLAYOFFS:** Played in 26 games (26 starts) during the Celtics' championship run...Averaged 10.2 ppg (.407 FG%, .250 3P%, .691 FT%), 4.1 rpg, 6.6 apg, 1.73 spg and 32.0 mpg...Had two double-doubles...Recorded second-highest single playoff assist mark by a Celtic in postseason history (172)...Recorded 16 assists in Game 2 of the Finals, the most recorded by a player since Magic Johnson had 20 assists in 1991...Had 21 points, seven rebounds, eight assists and six steals in 32 minutes in Game 6 of the NBA Finals vs. LAL (6/17)...his six steals in Game 6 tied for 2nd all-time in steals recorded in a single game (with John Havlicek, Steve Mix and Maurice Cheeks)...**2006-07 (Boston):** Played in 78 games (25 starts) and averaged 6.4 ppg (.418 FG%, .207 3P%, .647 FT%), 3.7 rpg, 3.8 apg, 1.64 spg and 23.5 mpg...Had 14 points, eight rebounds, eight assists and a then-career-high seven steals at IND (4/7)...Grabbed a season-high 14 boards at SAS (3/17)...Had 12 points, eight assists and seven boards in a season-high 47 minutes vs. CHI (3/11)...Dished out a season-high 11 assists at DET (2/6)...In first career start, tied season high of 23 points to go along with six rebounds, six assists and four steals vs. LAC (2/2)...Recorded first career double-double with 10 points, 10 boards and 7 assists at WAS (1/20)...Tallied season-high 23 points with 5 assists and 4 steals vs. TOR (1/12).

College (Kentucky): Played in 68 games in two years at Kentucky, averaging 9.6 points, 4.5 rebounds, 4.2 assists, and 2.3 steals in 281 minutes per contest...2005-06: Led the SEC in assists (4.9) and ranked second in steals (2.0), while averaging 11.2 ppg and a team-high 6.1 rpg...Scored in double figures in 17 games...grabbed 10+ rebounds in five games...Tallied career-high 25 points (7-12 FG) and 7 assists vs. Louisville...Recorded a double-double with 15 points and 10 rebounds vs. West Virginia...Pulled down a career-high 19 rebounds vs. Iowa, the highest total ever by a Kentucky guard...Dished out a career-high 12 assists with no turnovers vs. Ole Miss...Recorded 11 points, 8 rebounds and 6 assists vs. Connecticut in the second round of the NCAA Tournament...2004-05: Named to the SEC All-Freshman Team...Set Kentucky single-season record for steals with 87...Had at least one steal in each game...Tied Kentucky's single-game record with eight steals in just 20 minutes vs. Mississippi State...Scored in double figures in his first three NCAA Tournament games...Handed out a season-high eight assists with no turnovers at Vanderbilt.

Personal: Full name is Rajon Pierre Rondo...Son of Amber Rondo...Attended Louisville's Eastern High School for three years before transferring to Virginia's Oak Hill Academy for his senior year...Favorite NBA player growing up was Isiah Thomas...Enjoys shopping in his spare time...Favorite actor is Will Smith.

PLAYERS

NBA REGULAR SEASON STATS

SEASON	TEAM	GP	MIN	FGM	FGA	FG%	FTM	FTA	FT%	OREB	DREB	TREB	AST	TO	STL	BLK	PF	PTS	PPG	RPG	APG
2006-07	BOS	78	1831	188	450	0.418	119	184	0.647	74	218	292	297	137	128	8	181	501	9.9	5.7	5.8
2007-08	BOS	77	2306	351	713	0.492	107	175	0.611	78	244	322	393	147	129	13	187	814	12.7	5.0	6.1
2008-09	BOS	80	2642	383	759	0.505	172	268	0.642	100	316	416	659	209	149	11	193	953	13.0	5.7	9.0
2009-10	BOS	81	2963	459	904	0.508	175	282	0.621	100	260	360	794	246	189	11	198	1110	13.5	4.4	9.6
2010-11	BOS	68	2527	318	670	0.475	75	132	0.568	87	210	297	760	234	153	11	120	721	10.3	4.2	10.8
2011-12	BOS	53	1957	256	572	0.448	108	181	0.597	62	195	257	620	193	95	3	99	360	11.6	4.7	11.4
2012-13	BOS	38	1423	225	465	0.484	60	96	0.645	43	169	212	420	148	70	9	96	522	13.2	5.4	10.6
2013-14	BOS	30	998	141	350	0.403	42	67	0.627	22	142	164	294	99	40	2	65	350	12.6	5.9	10.6
2014-15	BOS/DAL	68	2018	275	645	0.426	31	78	0.397	73	300	373	538	210	91	7	153	608	10.8	6.7	9.6
2015-16	SAC	72	2537	355	782	0.454	87	150	0.580	77	358	435	839	278	141	10	175	859	12.2	6.2	11.9
2016-17	CHI	69	1843	229	561	0.408	30	50	0.600	73	282	355	461	169	99	11	144	538	10.5	6.9	9.0
TOTALS	--	714	23045	3180	6871	0.463	1006	1660	0.606	789	2694	3483	6075	2070	1284	96	1611	7606	11.9	5.4	9.5

3-POINT FG: 2006-07, 6-29 (.207); 2007-08, 5-19 (.263); 2008-09, 15-48 (.313); 2009-10, 17-80 (.213); 2010-11, 10-43 (.233); 2011-12, 10-42 (.238); 2012-13, 12-50 (.240); 2013-14, 26-90 (.289); 2014-15, 27-86 (.314); 2015-16, 62-170 (.365); 2016-17, 50-133 (.376); TOTALS, 240-790 (.304).

NBA POSTSEASON STATS

SEASON	TEAM	GP	MIN	FGM	FGA	FG%	FTM	FTA	FT%	OREB	DREB	TREB	AST	TO	STL	BLK	PF	PTS	PPG	RPG	APG
2007-08	BOS	26	831	107	263	0.407	47	68	0.691	39	68	107	172	47	45	8	74	266	10.2	4.1	6.6
2008-09	BOS	14	577	93	223	0.417	44	67	0.657	32	104	136	137	38	35	3	47	236	16.9	9.7	9.8
2009-10	BOS	24	975	151	326	0.463	68	114	0.596	38	96	134	223	72	46	3	57	379	15.8	5.6	9.3
2010-11	BOS	9	345	51	107	0.477	24	38	0.632	11	38	49	86	33	10	0	16	126	14.0	5.4	9.6
2011-12	BOS	19	810	141	301	0.468	39	56	0.696	35	93	128	227	72	45	2	40	329	17.3	6.7	11.9
2014-15	DAL	2	37	9	20	0.450	0	0	--	1	1	2	6	2	0	0	6	19	9.5	1.0	3.0
2016-17	CHI	0	67	11	26	0.423	1	2	0.500	7	10	17	20	4	7	1	6	23	11.5	8.5	10.0
TOTALS	--	96	3642	563	1266	0.445	223	345	0.646	163	410	573	871	268	188	17	246	1378	14.4	6.0	9.1

3-POINT FG: 2007-08, 5-20 (.250); 2008-09, 6-24 (.250); 2009-10, 9-24 (.375); 2010-11, 0-3 (.000); 2011-12, 8-30 (.267); 2014-15, 1-2 (.500); 2016-17, 0-6 (.000); TOTALS, 29-109 (.266)



4 CHARLES COOKE

Position:
GUARD

NBA Years:
R

Height/Weight:
6-5/196

Birthdate:
JULY 1, 1994

Birthplace:
TRENTON, N.J.


College:
DAYTON

High School:
TRENTON CATHOLIC ACADEMY
(Trenton, N.J.)

Transactions: Undrafted in 2017...Signed to two-way contract by New Orleans on 8/2/17.

College (Dayton/James Madison): Played final two seasons at Dayton after beginning his collegiate career at James Madison University...**2016-17 (Dayton):** Named to the Second Team All-Atlantic 10 and to Atlantic 10 All-Defensive Team...Played in 29 games for the Flyers and started 27...Led Dayton in scoring for the second straight year (15.8) also led in rebounding per game (5.1)...Second on the team in assists (2.8), blocked shots (1.0)...Scored a career high of 31 points along with 4 rebounds, 3 assists, and 2 blocks in the first game of the season against Austin Peay...Led the Flyers in scoring in 14 games...Finished in the top 10 in scoring (15.8) and 3-pt FG (.398) and top 20 for rebounding (5.1) and blocked shots (1.0) in the A-10...Scored in double digits in all but 3 games...**2015-16 (Dayton):** Named to First Team All-Atlantic 10 and to the Atlantic 10 All-Defensive Team...Honored by the National Association of Basketball Coaches as an All-District 4 First Team selection...Led the Flyers in scoring (15.6) and 3-point shooting (.396)...Second on the team in rebounding (5.8) and third in steals (4.0) and blocked shots (3.8)...Scored 20 or more points on 12 occasions in 2015-16 and led Dayton in scoring in 18 games...Played in 32 games for the Flyers and started in 31...In Dayton's wins this year he averaged 16.1 points per game...Named co-White Allen Most Valuable Player along with teammate Dyshawn Pierre...Received Defensive Player of the year at the year-end banquet...Scored a career high 26 points along with 6 rebounds against Fordham on Jan. 24...Earned A-10's Player of the Week on Jan. 25, after leading Flyers to back-to-back road victories...Led Dayton to a big comeback win over William and Mary, scoring all 18 points in the second half...Finished in the top 10 in 3-pt FG (.411) and Blocks per game (1.2) in the A-10...**2014-15 (Dayton):** Sat out season due to NCAA transfer rules...**2013-14 (James Madison):** Played 30 games for JMU...Logged 1,052 minutes starting 29 games...Scored 15 points in JMU's First Four victory over LIU-Brooklyn in Dayton, Ohio...Followed up with a then-career high of 18 in the second round against Indiana University...Averaged 14.3 points per game this season, accruing a career high on Dec. 14 when he netted 25 at High Point University...Third Team All-Colonial Athletic Association in Baltimore prior to this year's tournament...**2012-13 (James Madison):** Started in his JMU debut at No. 13 UCLA...Had seven games scoring in double-figures...Career high 16 points against Drexel...Played 32 games and started 11 of them while playing 729 minutes throughout the season...Finished the season with averages of 22.8 minutes per game, 5.8 points per game, 0.9 assists per game, 0.7 steals per game, and 0.7 blocks per game.

Personal: Full name is Charles Cooke III...Nickname is "Tre"...Son of Charles and Paula Cooke...Was a General Studies Major at Dayton...Has four older siblings.



12 JALEN JONES

Position:
FORWARD

NBA Years:
R

Height/Weight:
6-7/220

Birthdate:
MAY 27, 1993

Birthplace:
DALLAS, TEXAS

College:
TEXAS A&M

High School:
JUSTIN F. KIMBALL H.S.
(Dallas, Texas)

Transactions: Undrafted in 2016...Signed by Boston on September 26, 2016...Waived by Boston October 20, 2016...Signed to a two-way contract by New Orleans on 8/217.

2016-17 Season (Maine - G League): In his first season as a pro, appeared in 46 games (all starts) for the Maine Red Claws of the NBA G League, averaging 21.0 points, 9.0 rebounds, 2.2 assists and 1.0 steals in 36.0 minutes per content...Posted 21 point/rebound double-doubles and a point/rebound/assist triple-double on March 26, recording 25 points, 12 rebounds and 10 assists vs. Reno...Posted three 30-point performances on the season...Named to the 2017 NBA G League All-Star Game in New Orleans...Earned NBA G League All-Rookie Team and All-NBA G League Third Team Honors.

College (Texas A&M/SMU): Played his junior and season seasons at Texas A&M after transferring from SMU, where he spent his first two collegiate seasons...**2015-16 (Texas A&M):** Stood out as one of the SEC's most constant performers as a senior, earning first-team All-SEC honors from the league's coaches as well as the Associated Press...Also garnered Second Team All-District 21 honors from the National Association of Basketball Coaches and All-District VII from the US Basketball Writers Association ... played in 33 games, drawing 28 starting assignments...Ranked 14th in the SEC with a 15.3 point-per-game average while checking in at 12th in the league by averaging 72 rebounds per contest...Logged five double-doubles on the season, leaving him with a total of 15 for his collegiate career...Produced 11 games with 20 or more points as a senior while shooting 42.5 percent from the field and 32.4 percent (34-of-105) from beyond the 3-point arc...**2014-15 (Texas A&M):** Earned second-team All-SEC honors during his first season on the court for Texas A&M... started 31 games, averaging 28.8 minutes per contest...Scored in double-digits in 25 of 31 games played to rank 11th in the SEC by averaging 13.7 points per game...Saw his scoring average increase to 13.8 during league play...Led the Aggies with a 6.6 rebound per game average which ranked 10th in the SEC...During conference play, averaged 71 boards per contest, sixth-most among all SEC players...Also paced A&M with 17 blocked shots on the year...Shot 45 percent from the field and 72.8 percent from the free throw line...Notched two double-doubles during the season...**2013-14 (Texas A&M):** Sat out due to transfer rules...**2012-13 (SMU):** Led the Mustangs in scoring by averaging 14.0 points per game while contributing 77 rebounds per contest...Produced nine double-doubles and 10 games with at least 15 points and 7 boards...Selected Conference USA Player of the Week, NetScouts.com C-USA POTW & MarchMadness.com National High-Major Player of the Week on Dec. 3, 2012, after averaging 17 points, 14 rebounds, two blocks, 1.5 assists and a steal in wins over Utah and Hofstra...**2011-12 (SMU):** Played in 32 games and drew 18 starting assignments...Averaged 8.0 points and 3.3 rebounds per contest while compiling 22 steals, 19 assists and 12 blocks.

Personal: Son of Reginald and Yolanda Jones...His father played basketball at Prairie View A&M...His mother played volleyball and ran track as a prep athlete.



34 CLIFF ALEXANDER

Position: Forward

NBA Years: 1

Height: 6-8

Weight: 245

Birthdate: November 16, 1995

Birthplace: Chicago, Ill.

College: Kansas

High School: Curie Metropolitan H.S. (Chicago, Ill.)

CAREER HIGHS

PTS	4 AT CHA 11/15/15	OREB	1 (TWICE)
FGM	2 AT CHA 11/15/15	DREB	3 AT CHA 11/15/15
FGA	4 AT CHA 11/15/15	TREB	4 AT CHA 11/15/15
3FGM	N/A	ASTS	N/A
3FGA	N/A	STLS	1 AT LAC 11/30/15
FTM	N/A	BLKS	1 (TWICE)
FTA	N/A	MINS	17 AT CHA 11/15/15

Transactions: Undrafted in 2015...Signed by Portland 7/24/15...Waived by Portland 7/7/16...Signed by Orlando 9/8/16...Waived by Orlando 10/16/16...Signed to 10-day contract by Brooklyn 4/2/17...Waived by Brooklyn 4/4/17...Signed by New Orleans 9/25/17.

2016-17 Season (Erie/Long Island - G League): Appeared in 40 games with Erie BayHawks and Long Island Nets of NBA G League...In 22 games (7 starts) with Erie, averaged 11.9 points, 8.0 rebounds, 1.0 assists and 1.2 blocks in 24.5 minutes per game...Traded to Long Island from Erie in exchange for a 2017 third round pick in 2017 G League Draft 1/31...In 18 games with Long Island (6 starts), averaged 20.6 points on .573 shooting from the floor, 9.9 rebounds and 1.8 assists in 30.2 minutes.

Professional: 2015-16 (POR, G-League): In eight games with Portland, averaged 1.3 points on .500 shooting in 4.5 minutes...*G League:* Assigned to Santa Cruz Warriors via flexible assignment system 3/10/16...In four games with Santa Cruz, averaged 15.0 points on .521 shooting from the floor, 7.3 rebounds and 2.0 blocks.

Personal: Parents are Latillia Alexander and Clifton Terry...Is the oldest of seven with five brothers and one sister...A Chicago Bulls fan who enjoys spending time with family and playing video games...Chose Kansas over Illinois, Memphis and DePaul.

NBA REGULAR SEASON STATS

SEASON	TEAM	GP	MIN	FGM	FGA	FG%	FTM	FTA	FT%	OREB	DREB	TREB	AST	TO	STL	BLK	PF	PTS	PPG	RPG	APG
2015-16	POR	8	36	5	10	0.500	0	0	N/A	2	4	6	0	1	1	2	1	10	1.3	0.8	0.0
TOTALS	--	8	36	5	10	0.500	0	0	N/A	2	4	6	0	1	1	2	1	10	1.3	0.8	0.0



1 PERRY JONES

Position: **Forward**
NBA Years: **3**
Height: **6-11**
Weight: **235**
Birthdate: **September 24, 1991**
Birthplace: **Winnsboro, La.**
College: **Baylor**
High School: **Duncansville H.S. (Duncansville, Texas)**

CAREER HIGHS

PTS	32 AT LAC 10/30/14	OREB	2 (7 TIMES)
FGM	10 AT LAC 10/30/14	DREB	7 VS. MIL 4/17/13
FGA	17 (TWICE)	TREB	9 VS. MIL 4/17/13
3FGM	3 (3 TIMES)	ASTS	3 (TWICE)
3FGA	6 (TWICE)	STLS	3 AT BOS 1/24/14
FTM	9 AT LAC 10/30/14	BLKS	3 AT DEN 1/9/14
FTA	11 AT LAC 10/30/14	MINS	42 AT LAC 10/30/14

Transactions: Selected 28th overall by Oklahoma City during the 2012 NBA Draft...Traded to Boston along with future second round pick and cash considerations in exchange for future second round pick 7/24/15...Waived by Boston 10/24/15...Signed by New Orleans 9/25/17.

2016-17 Season (Iowa - G League): Appeared in 24 games with Iowa Energy of NBA G League, averaging 6.9 points, 2.9 rebounds and 1.8 assists.


Professional: Holds averages of 3.4 points and 1.8 rebounds in 143 career regular season games (21 starts) with Oklahoma City...Has appeared in 44 career G League games with Tulsa 66ers and Iowa Energy, averaging 10.1 points, 4.9 rebounds and 1.7 assists...**2015-16 (G League):** Appeared in five games with Iowa Energy, averaging 13.2 points while shooting .389 from three-point range, 7.4 rebounds and 1.6 assists...**2014-15 (Oklahoma City):** Appeared in 43 games (13 starts), averaging 4.3 points and 1.8 rebounds...Scored in double figures seven times, including two performances of 20-plus points and one 30-point performance...Career-high 32 points 10/30 at LAC...**2013-14 (Oklahoma City):** Appeared in a career-high 62 games (seven starts) averaging 3.5 points and 1.8 rebounds...Finished in double-figures five times...**2012-13 (Oklahoma City):** Appeared in 38 games during rookie campaign, averaging 2.3 points and 1.6 rebounds...**G League:** Appeared in 15 games with Tulsa 66ers, averaging 14.3 points, 7.3 rebounds, 1.7 assists and 1.2 steals.

Personal: Son of Perry and Terri Jones...Majored in pre-business while at Baylor...Attended same high school as former NBA players Greg Ostertag and Chris Owens.

NBA REGULAR SEASON STATS

SEASON	TEAM	GP	MIN	FGM	FGA	FG%	FTM	FTA	FT%	OREB	DREB	TREB	AST	TO	STL	BLK	PF	PTS	PPG	RPG	APG
2012-13	OKC	38	280	39	99	.394	10	15	.667	12	50	62	10	15	5	6	23	88	2.3	1.6	0.3
2013-14	OKC	62	764	83	181	.459	28	42	.667	28	86	114	26	21	26	19	62	216	3.5	1.8	0.4
2014-15	OKC	43	631	73	184	.397	24	37	.649	6	70	76	18	24	17	8	50	184	4.3	1.8	0.4
TOTALS	--	143	1675	195	464	.420	62	94	.660	46	206	252	54	60	48	33	135	488	3.4	1.8	0.4

3-POINT FG: 2012-13, 0-2 (.000); 2013-14, 22-61 (.361); 2014-15, 14-60 (.233); TOTALS, 36-123 (.293).



14 MARTELL WEBSTER

Position: Forward

NBA Years: 10

Height: 6-7

Weight: 230

Birthdate: December 4, 1986

Birthplace: Edmonds, Wash.

College: N/A

High School: Seattle Preparatory School (Seattle, Wash.)

CAREER HIGHS

PTS	34 AT SAS 3/16/13	OREB	4 AT POR 12/7/10
FGM	10 (TWICE)	DREB	11 VS. MIN 11/21/09
FGA	20 AT SEA 3/24/10	TREB	13 VS. MIN 11/21/09
3FGM	7 (TWICE)	ASTS	7 AT MIL 11/27/13
3FGA	13 AT DET 1/23/10	STLS	4 (TWICE)
FTM	10 VS. CHA 11/24/12	BLKS	3 VS. MEM 11/27/09
FTA	12 VS. CHA 11/24/12	MINS	48 AT DET 1/23/10

Transactions: Selected sixth overall by Portland in the 2005 NBA Draft...Acquired by Minnesota in exchange for Ryan Gomes and the draft rights to Luke Babbitt 6/25/10...Waived by Minnesota 7/13/12...Signed by Washington as an unrestricted free agent 8/29/12...Re-signed with Washington 7/10/13...Waived by Washington 11/30/15...Signed by New Orleans as an unrestricted free agent 9/25/17.

2016-17 Season: Did not play.

Professional: Holds averages of 8.7 points, 3.1 rebounds and 1.0 assists in 580 career games (266 starts)...Has appeared in 18 career playoff games for Portland and Washington, averaging 5.7 points and 2.8 rebounds...**2014-15 (Washington):** Appeared in 32 games, averaging 3.3 points and 1.4 rebounds in 11.0 minutes per contest...Missed the first 30 games of the regular season...Scored a season-high 20 points, the only double-digit scoring performance of the season, in the regular season finale at CLE 4/15...**2013-14 (Washington):** Averaged 9.7 points, 2.8 rebounds and 1.2 assists in 78 games (13 starts)...Had one game of 30-plus points...Had three games of 20-plus points...Posted one double-double...Scored a season-high 30 points at NYK (12/16)...Totalled 18 points, five rebounds, and seven assists at MIL (11/27)...Tallied 20 points, nine rebounds, three assists, and four steals vs. LAL (11/26)...Scored 21 points, 10 rebounds, two assists and four steals at SAS (11/13)...Missed four games due to injury (1 - sprained right ankle 12/9, 1 - flu 1/23, 2 - sore back 3/3-3/5)...**2012-13 (Washington):** Averaged a career-high 11.4 points, 3.9 rebounds in 28.9 minutes per game in 76 games (62 starts)...Led the team in three-point field goal percentage (.422) and three-pointers made with a career-high 139 and shot a career-high .422 from the field...Finished 12th in the NBA in three-point field goal percentage...Had seven games of 20-plus points...One game of 30-plus points...Had four games of at least five three-pointers made...Scored a career-high 34 points and nailed a career-high tying seven three-pointers vs. PHX (3/16)...Posted five straight games of at least four three-pointers made from 3/9-3/16...Missed five games due to injury; two games due to an abdomen strain (3/23-3/25), three games due to an abdomen strain (4/12-4/17)...**2011-12 (Minnesota):** Wrapped up his seventh NBA campaign by starting the season's final 25 games...Played in 47 contests overall (26 starts), averaging 6.9 points and 3.6 rebounds in 24.3 minutes...Made his season debut vs. San Antonio (1/27), having been sidelined for the first 18 games while recovering from microdiscectomy surgery on 9/28...Shot .423 from the field, .339 (37-for-109) from beyond the arc and .792 from the FT line...Pumped in a season-high 21 at Portland (3/3), adding eight rebounds and two blocks; he reached double figures on 15 occasions, including an 18-point showing vs. Golden State (4/22)...Had out a career-high six assists at Phoenix (3/12), and hauled in a season-high 10 rebounds at Memphis (3/27); he averaged 5.0 rebounds over the final 17 contests...Scored the 3,000th point of his NBA career vs. San Antonio (1/27)...**2010-11 (Minnesota):** Averaged 9.8 points and 3.2 rebounds in 23.8 minutes while shooting .447 from the field, a career-high .417 from three-point range (16th in the NBA) and .770 from the FT line...Missed the first 24 regular season games after undergoing a microdiscectomy on 10/25 to alleviate recurring back pain, making his Wolves debut at Golden State (10/14)...Saw action in 46 games overall, with a pair of five-game absences (2/5-2/12, 2/27-3/5) due to back soreness...Tallied a season-high 22 points vs. Miami (4/1), one of four times he was Minnesota's top scorer; he contributed 13.7 points (.541) and 4.6 rebounds in seven April outings (28.9 minutes)...Connected on 32 of his final 65 free attempts (.492), a 25-game span dating to late January...Made his lone start vs. the Clippers (2/16), playing a season-high 39.3 minutes per game...Grabbed his 1,000th career rebound vs. Houston (1/24)...Had 19 points and a season-high nine rebounds at Portland (12/17), but also committed a career-high six T.O.s...**2009-10 (Portland):** Totalled averages of 9.4 points, 3.3 rebounds, 0.8 assists and 24.5 minutes in 82 games (49 starts)...Scored in double figures 37 times, including 10 games of 20-plus points...Totalled career highs of 45 steals and 40 blocks...His 42 three-pointers in January (15 games) were tied for the most by any NBA player (Aaron Brooks)...Matched a career-high with 28 points (9-of-13 FG), including a career-best seven three-point field goals (of 11), vs. L.A. Clippers (2/16)...Scored in double figures in nine straight games for first time in career (12/30-1/18)...Netted 20-plus points in three straight games (1/2-1/5) for the first time in career (22.3 points)...Netted a career-high-tying 28 points on six three-pointers in all 48 minutes at Detroit (1/23)...Notched his first career double-double with 21 points and a career-high 13 rebounds vs. Minnesota (11/21)...**2008-09 (Portland):** Suffered a stress fracture in his left foot (fifth metatarsal) in an preseason game vs. Sacramento (10/7)...Underwent foot surgery to repair the stress fracture (10/9)...Played five minutes in his only action of the season in Toronto (12/7) before re-aggravating the injury and missing the rest of the season...**2007-08 (Portland):** Averaged career highs of 10.7 points,

3.9 rebounds, 1.2 assists and 28.4 minutes per game in 75 games (70 starts)...Led the team with 123 3-pointers...Played in the team's first 75 games before experiencing an irregular heartbeat prior to the game vs. Houston (4/3) - after a series of tests, was cleared to play, but remained sidelined for rest of the season...Led team in scoring eight times and rebounding three times... Logged 38 games of double-digit scoring and seven games with 20 points or more... Sank at least three 3-pointers 21 times... Ranked fourth on the team in scoring...Poured in a season-high 26 points (24 in third quarter alone), grabbed six rebounds and dished three assists vs. Utah (1/5)...**2006-07 (Portland):** Averaged 70 points, 2.9 rebounds and 21.5 minutes per game in 82 games (27 starts)...Scored 10-plus points 25 times, including two games of 20-plus points... Converted at least three 3-pointers in 13 games and at least four 3-pointers five times... Paced the team with 91 3-pointers...**2005-06 (Portland):** In rookie NBA season, posted 6.6 points, 2.1 rebounds and 17.5 minutes in 61 games (18 starts) with Portland...Was 61-for-71 (.859) from the free throw line...Led or tied for the team lead in points five times, rebounds twice and assists once... Registered double figures in points 18 times, including 20-plus twice...In 33 games following his stint in the G League, tallied averages of 8.7 points and 3.0 rebounds while shooting .450 from the field... Logged first NBA start (his 19th birthday) vs. Utah (12/4)...*G League:* Assigned to Fort Worth of NBA G League (1/15)...Was recalled from Fort Worth (2/3), where he averaged 25.0 minutes, 10.8 points, 3.0 rebounds and 0.6 assists in eight games.

Personal: Became a father during the 2008-09 season to Nylah Grace...Served as the ambassador of the 2008 Trail Blazers Street Jam, benefiting Special Olympics Oregon...Grew up playing basketball with former teammate and fellow Seattle native Brandon Roy...When drafted, was the highest pick by the Trail Blazers since the team selected Kentucky's Sam Bowie as the No. 2 selection in the 1984 NBA Draft...Favorite breakfast cereals are Fruity Pebbles and Peanut Butter Captain Crunch... Interests include classic cars, music, reading and airplanes...Wanted to be a pilot growing up...Biggest influence in his life has been Beulah Walker, his great aunt, who raised him from the time he was three years old...Has a sister, Chi-Chi, and a brother, Bobby...Cousin of Jason Terry of the Milwaukee Bucks.

NBA REGULAR SEASON STATS

SEASON	TEAM	GP	MIN	FGM	FGA	FG%	FTM	FTA	FT%	OREB	DREB	TREB	AST	TO	STL	BLK	PF	PTS	PPG	RPG	APG
2005-06	POR	61	1070	139	348	.399	61	71	.859	29	101	130	34	43	21	14	90	404	6.6	2.1	0.6
2006-07	POR	82	1759	195	492	.396	93	132	.705	43	197	240	52	76	35	19	126	574	7.0	2.9	0.6
2007-08	POR	75	2132	277	656	.422	122	166	.735	54	242	296	90	83	42	28	159	799	10.7	3.9	1.2
2008-09	POR	1	5	0	1	.000	0	0	N/A	0	0	0	0	0	0	0	0	0	0.0	0.0	0.0
2009-10	POR	82	2005	259	639	.405	126	155	.813	47	221	268	62	60	45	40	153	768	9.4	3.3	0.8
2010-11	MIN	46	1094	152	340	.447	94	122	.770	36	111	147	53	58	28	9	101	453	9.8	3.2	1.2
2011-12	MIN	47	1140	115	272	.423	57	72	.792	42	126	168	40	46	31	17	86	324	6.9	3.6	0.9
2012-13	WAS	76	2200	281	636	.442	168	198	.848	53	241	294	143	90	49	17	166	869	11.4	3.9	1.9
2013-14	WAS	78	2157	254	587	.433	105	125	.840	38	184	222	97	58	41	15	150	759	9.7	2.8	1.2
2014-15	WAS	32	352	24	91	.264	48	64	.750	10	36	46	17	22	7	1	24	106	3.3	1.4	0.5
TOTALS	--	580	13914	1696	4062	.418	874	1105	.791	352	1459	1811	588	536	299	160	1055	5056	8.7	3.1	1.0

3-POINT FG: 2005-06, 65-182 (.357); 2006-07, 91-250 (.364); 2007-08, 123-317 (.388); 2008-09, 0-1 (.000); 2009-10, 124-332 (.373); 2010-11, 55-132 (.417); 2011-12, 37-109 (.339); 2012-13, 139-329 (.422); 2013-14, 146-372 (.392); 2014-15, 10-43 (.233); TOTALS, 790-2067 (.382).

NBA POSTSEASON STATS

SEASON	TEAM	GP	MIN	FGM	FGA	FG%	FTM	FTA	FT%	OREB	DREB	TREB	AST	TO	STL	BLK	PF	PTS	PPG	RPG	APG
2009-10	POR	6	152	22	52	.423	10	18	.556	7	19	26	4	3	5	3	13	59	9.8	4.3	0.7
2013-14	WAS	11	195	15	41	.366	6	9	.667	4	21	25	5	4	4	5	14	42	3.8	2.3	0.5
2014-15	WAS	1	4	1	2	.500	0	0	N/A	0	0	0	0	0	0	0	0	2	2.0	0.0	0.0
TOTALS	--	18	351	38	95	.400	16	27	.593	11	40	51	9	7	9	8	27	103	5.7	2.8	0.5

3-POINT FG: 2009-10, 5-17 (.294); 2013-14, 6-26 (.231); 2014-15, 0-1 (.000); TOTALS, 11-44 (.250).

2016-17
SEASON



2016-17 ROSTER & STATS



RECORD: 34-48
WEST: 20-32
EAST: 14-16
DIVISION: 6-10
HOME: 21-20
ROAD: 13-28
OVERTIME: 3-5

Head Coach: Alvin Gentry, Appalachian State

Associate Head Coach: Darren Erman, Emory University

Assistant Coaches: Robert Pack, USC; Phil Weber, N.C. State; Fred Vinson, Georgia Tech;

Kevin Hanson, San Diego; Jamelle McMillan, Arizona State; Elvis Valcarcel, Rutgers

Athletic Trainer: Duane Brooks, Florida A&M

2016-17 FINAL ROSTER

No.	Player	Position	Height	Weight	Birthdate	College/Country	Yrs Pro
42	Alexis Ajinca	C	7-2	248	05/06/1988	Hyères-Toulon/France	7
3	Omer Asik	C	7-0	255	07/04/1986	Fenerbache S.K./Turkey	7
22	Quinn Cook	G	6-2	179	03/23/1993	Duke/USA	1
0	DeMarcus Cousins	F	6-11	270	08/13/1990	Kentucky/USA	7
4	Jordan Crawford	G	6-5	195	10/23/1988	Xavier/USA	5
33	Dante Cunningham	F	6-8	230	04/22/1987	Villanova/USA	8
23	Anthony Davis	F/C	6-10	252	03/11/1993	Kentucky/USA	5
13	Cheick Diallo	F	6-9	220	9/13/1996	Kansas/Mali	1
2	Tim Frazier	G	6-1	170	11/1/1990	Penn State/USA	3
44	Solomon Hill	F	6-7	225	03/18/1991	Arizona/USA	4
11	Jrue Holiday	G	6-4	205	06/12/1990	UCLA/USA	8
55	E'Twaun Moore	G	6-4	191	02/25/1989	Purdue/USA	6
12	Donatas Motiejunas	F/C	7-0	222	09/20/1990	Benetton Basket Treviso/Lithuania	5
20	Quincy Pondexter	G/F	6-6	225	03/10/1988	Washington/USA	5
10	Axel Toupane	G/F	6-7	210	07/23/1992	Strasbourg/France	2

2016-17 FINAL STATISTICS

Player	G	GS	MIN	FG	FGA	PCT	3FG	3FGA	PCT	FT	FTA	PCT	OFF	DEF	TOT	AST	PF	DQ	STL	TO	BLK	PTS	AVG
Davis	75	75	2708	770	1526	.505	40	134	.299	519	647	.802	172	712	884	157	168	0	94	181	167	2099	28.0
Cousins(TOT)	72	72	2465	647	1432	.452	131	363	.361	517	670	.772	152	642	794	332	278	7	100	269	93	1942	27.0
Cousins(NO)	17	17	574	142	314	.452	36	96	.375	94	121	.777	37	174	211	66	75	3	25	62	19	414	24.4
Holiday	67	61	2190	405	893	.454	100	281	.356	119	168	.708	46	218	264	488	133	0	100	194	44	1029	15.4
Crawford	19	0	442	105	218	.482	37	95	.389	20	26	.769	4	30	34	57	30	0	11	25	2	267	14.1
Casspi	1	0	24	5	9	.556	2	4	.500	0	0	---	1	1	2	0	3	0	0	2	0	12	12.0
Jones	51	12	1264	231	489	.472	19	75	.253	103	170	.606	65	238	303	59	67	1	39	48	53	584	11.5
Stephenson	6	0	162	26	55	.473	1	10	.100	5	8	.625	3	15	18	29	18	0	2	11	1	58	9.7
Moore	73	22	1820	283	619	.458	77	208	.370	57	74	.770	33	119	152	164	131	0	50	62	32	700	9.6
Evans	26	0	474	91	227	.401	21	70	.300	45	58	.776	6	80	86	91	41	0	23	39	4	248	9.5
Galloway	55	0	1120	165	441	.374	101	268	.377	40	52	.769	20	101	121	65	76	0	40	28	5	471	8.6
Hield	57	37	1161	185	471	.393	89	241	.369	29	33	.879	19	147	166	77	81	0	18	48	7	488	8.6
Frazier	65	35	1525	163	404	.403	40	128	.313	98	129	.760	34	139	173	335	133	1	56	101	6	464	7.1
Hill	80	71	2374	183	478	.383	94	270	.348	103	128	.805	51	256	307	141	182	0	72	82	32	563	7.0
Cunningham	66	35	1649	174	359	.485	71	181	.392	16	27	.593	56	221	277	37	100	0	39	28	28	435	6.6
Cook(TOT)	14	0	187	33	66	.500	11	26	.423	2	5	.400	1	6	7	26	13	0	4	13	0	79	5.6
Cook(NO)	9	0	111	22	41	.537	6	12	.500	2	3	.667	1	3	4	14	7	0	3	5	0	52	5.8
Selden	3	3	47	5	8	.625	4	7	.571	2	4	.500	0	5	5	1	6	0	2	3	0	16	5.3
Ajinca	39	15	584	89	178	.500	0	4	.000	29	40	.725	46	131	177	12	77	0	20	31	22	207	5.3
Thompson(TOT)	40	9	752	177	200	.385	32	95	.337	19	29	.655	19	93	112	35	69	0	20	11	6	205	5.1
Thompson(NO)	9	8	191	11	41	.268	6	24	.250	6	9	.667	4	24	28	9	14	0	6	2	0	34	3.8
Diallo	17	0	199	36	76	.474	0	1	---	15	21	.714	23	50	73	4	17	0	4	7	7	87	5.1
Goodwin	3	0	30	2	5	.400	1	2	.500	10	10	1.000	0	0	0	1	1	0	0	0	1	15	5.0
Williams	6	0	79	8	23	.348	5	11	.455	6	7	.857	2	4	6	4	2	0	3	0	0	27	4.5
Motiejunas	34	0	479	57	138	.413	11	47	.234	25	49	.510	26	75	101	32	55	0	18	31	11	150	4.4
Brown	9	0	143	14	41	.341	6	24	.250	0	0	---	6	20	26	6	13	0	5	5	1	34	3.8
Jack	2	0	33	2	3	.667	0	1	.000	2	2	1.000	0	0	0	0	5	4	0	2	3	6	3.0
Toupane(TOT)	4	0	47	5	9	.556	1	4	.250	0	0	---	0	1	1	0	6	0	1	0	1	11	2.8
Toupane(NO)	2	0	41	5	8	.625	1	3	.333	0	0	---	0	1	1	0	5	0	1	0	1	11	5.5
Asik	31	19	482	31	65	.477	0	0	---	23	39	.590	48	115	163	15	51	0	5	14	10	85	2.7
PELICANS	82	-	19905	3210	7130	.450	768	2196	.350	1368	1825	.750	703	2879	3582	1869	1490	5	638	1054	453	8556	104.3
OPPONENTS	82	-	19905	3286	7299	.450	863	2445	.353	1293	1697	.762	872	3091	3963	1921	1581	10	603	1144	348	8728	106.4

2016-17 FINAL RESULTS

G	Date	H/A	OPP	W/L	Score	New Orleans High Scorer	New Orleans High Rebounds	New Orleans High Assistis	Opponent High Scorer	Atten.
1	26-Oct	H	DEN	L	102-107	Davis-50	Davis-15	Frazier-11	Nurkic-26	15,869
2	28-Oct	H	GSW	L	114-122	Davis-45	Davis-17	Frazier-10	Durant-30	18,217
3	29-Oct	A	SAS	L	79-98	Moore-18	Asik-7	Frazier-7	Leonard-20	18,418
4	1-Nov	H	MIL	L	113-117	Davis-35	Davis-15	Frazier-9	Antetokounmpo-24	15,515
5	2-Nov	A	MEM	L	83-89*	Stephenson-21	Asik-11	Stephenson-6	Green-21	15,881
6	4-Nov	H	PHX	L	111-112*	Davis-22	Asik-12	Stephenson-7	Booker-38	15,379
7	7-Nov	A	GSW	L	106-116	Davis-33	Davis-13	Frazier-10	Curry-46	19,596
8	8-Nov	A	SAC	L	94-102	Davis-34	Asik-9	Frazier-9	Cousins-28	17,608
9	10-Nov	A	MIL	W	112-106	Davis-30	Davis-8	Frazier-10	Parker-33	12,159
10	12-Nov	H	LAL	L	99-126	Davis-34	Davis-8	Frazier-10	Clarkson-23	17,138
11	14-Nov	H	BOS	W	106-105	Davis-25	Davis-16	Frazier-6	Thomas-37	15,001
12	16-Nov	A	ORL	L	82-89	Jones-26	Asik-10	Hield-5	Ibaka-16	16,127
13	18-Nov	H	POR	W	113-101	Davis-38	Davis-9	Frazier-8	Lillard-27	15,552
14	19-Nov	H	CHA	W	121-116*	Davis-38	Davis-16	Holiday-9	Walker-25	15,739
15	22-Nov	A	ATL	W	112-94	Frazier-21	Jones-6	Frazier-14	Schroder-14	19,120
16	23-Nov	H	MIN	W	117-96	Davis-45	Davis-10	Holiday-8	Lavine-26	15,555
17	25-Nov	A	POR	L	104-119	Davis-31	Davis-13	Frazier-7	Lillard-27	19,393
18	27-Nov	A	DAL	L	81-91	Davis-36	Davis-13	Holiday-6	Barnes-23	19,302
19	29-Nov	H	LAL	W	105-88	Davis-41	Davis-16	Holiday-5	Williams-16	14,024
20	2-Dec	H	LAC	L	96-114	Davis-21	Jones-8	Frazier-8	Griffin-27	16,538
21	4-Dec	A	OKC	L	92-101	Davis-37	Davis-15	Holiday-6	Westbrook-28	18,203
22	5-Dec	H	MEM	L	108-110**	Davis-28	Davis-16	Frazier-9	Daniels-29	13,795
23	8-Dec	H	PHI	L	88-99	Davis-26	Davis-11	Frazier-6	Ilyasova-23	14,158
24	10-Dec	A	LAC	L	105-133	Frazier-20	Diallo-10	Frazier-11	Crawford-22	19,060
25	11-Dec	A	PHX	W	120-119*	Holiday-23	Davis-12	Frazier-11	Bledsoe-32	16,949
26	13-Dec	H	GSW	L	109-113	Davis-28	Jones-10	Frazier-8	Curry-30	17,789
27	15-Dec	H	IND	W	108-93	Davis-35	Davis-15	Holiday-14	Turner-26	15,472
28	16-Dec	A	HOU	L	100-122	Davis-19	Jones-8	Frazier-5	Harden-29	16,728
29	18-Dec	A	SAS	L	100-113	Ajincja-16	Ajincja-8	Frazier-7	Aldridge-22	18,615
30	20-Dec	A	PHI	W	108-93	Davis-31	Davis-16	Holiday-9	Ilyasova-14	16,322
31	21-Dec	H	OKC	L	110-121	Davis-34	Davis-14	Holiday-10	Westbrook-42	16,375
32	23-Dec	H	MIA	W	91-87	Davis-28	Davis-22	Holiday-6	Dragic-23	16,322
33	26-Dec	H	DAL	W	111-104	Davis-28	Davis-16	Holiday-11	Williams-24	15,764
34	28-Dec	H	LAC	W	102-98	Davis-20	Cunningham-9	Holiday-9	Rivers-27	16,647
35	30-Dec	H	NYK	W	104-92	Davis-23	Davis-18	Holiday-11	Anthony-26	18,124
36	2-Jan	A	CLE	L	82-90	Hield-20	Davis-16	Holiday-13	James-26	20,562
37	5-Jan	H	ATL	L	94-99	Davis-20	Davis-18	Holiday-5	Schroder-23	15,003
38	7-Jan	A	BOS	L	108-117	Davis-36	Davis-16	Evans-6	Thomas-38	18,624
39	9-Jan	A	NYK	W	110-96	Davis-40	Davis-18	Holiday-7	Jennings-20	19,812
40	12-Jan	A	BKN	W	104-95	Evans-29	Jones-12	Holiday-4	Lopez-20	14,352
41	14-Jan	A	CHI	L	99-107	Davis-36	Davis-14	Holiday-12	Butler-28	21,916
42	16-Jan	A	IND	L	95-98	Davis-16	Jones-8	Holiday-6	George-19	15,525
43	18-Jan	H	ORL	W	118-98	Davis-21	Davis-13	Evans-5	Payton-14	15,818
44	20-Jan	H	BKN	L	114-143	Davis-22	Davis-9	Holiday-8	Lopez-23	17,004
45	23-Jan	H	CLE	W	124-122	Jones-36	Jones-11	Holiday-10	Irving-49	17,758
46	25-Jan	H	OKC	L	105-114	Moore-18	Hill-8	Evans-9	Westbrook-27	15,277
47	27-Jan	H	SAS	W	119-103	Holiday-23	Davis-21	Holiday-11	Leonard-23	17,757
48	29-Jan	H	WAS	L	94-107	Davis-36	Davis-17	Holiday-11	Beal-27	16,779
49	29-Jan	A	TOR	L	106-108*	Holiday-30	Davis-17	Jones-4	Lowry-33	19,800
50	1-Feb	A	DET	L	98-118	Davis-31	Davis-12	Holiday-11	Caldwell-Pope-38	14,262
51	4-Feb	A	WAS	L	91-105	Davis-25	Holiday-10	Holiday-8	Wall-24	19,651
52	6-Feb	H	PHX	W	111-106	Davis-34	Holiday-10	Holiday-7	Warren-20	15,888
53	8-Feb	H	UTA	L	94-127	Jones-21	Davis-9	Frazier-4	J. Johnson-27	14,508
54	10-Feb	A	MIN	W	122-106	Davis-42	Davis-13	Holiday-12	Towns-36	16,093
55	12-Feb	A	SAC	L	99-105	Davis-32	Davis-10	Holiday-11	Cousins-28	17,608
56	13-Feb	A	PHX	W	110-108	Davis-24	Davis-10	Holiday-8	Bledsoe-37	16,321
57	15-Feb	A	MEM	W	95-91	Hill-23	Ajincja-10	Holiday-7	Conley-17	16,145
58	23-Feb	H	HOU	L	99-129	Davis-29	Cousins-13	Hill-5	L. Williams-27	18,470
59	25-Feb	A	DAL	L	83-96	Davis-39	Cousins-15	Holiday-6	Barnes-19	20,411
60	26-Feb	A	OKC	L	110-118	Davis-38	Cousins-10	Holiday-8	Westbrook-41	18,203
61	1-Mar	H	DET	W	109-86	Davis-33	Davis-14	Holiday-5	Leuer-22	14,406
62	3-Mar	H	SAS	L	98-101*	Davis-29	Cousins-24	Moore-5	Leonard-31	17,669
63	5-Mar	A	LAL	W	105-97	Davis-31	Cousins-15	Holiday-12	Young-19	18,997
64	6-Mar	A	UTA	L	83-88	Davis-20	Davis-12	(Four Tied-3)	Hayward-23	19,649
65	8-Mar	H	TOR	L	87-94	Cousins-25	Cousins-10	Holiday-6	Valanciunas-25	14,543
66	11-Mar	A	CHA	W	125-122*	Davis-46	Davis-21	Holiday-13	Williams-27	18,196
67	14-Mar	H	POR	W	100-77	Cousins-22	Davis-14	Frazier-7	Lillard-29	15,530
68	15-Mar	A	MIA	L	112-120	Davis-27	Cousins-9	Holiday-8	Dragic-33	19,678
69	17-Mar	H	HOU	W	128-112	Hill-30	Davis-15	Hill-7	Harden-41	17,972
70	19-Mar	H	MIN	W	123-109	Davis-28	Davis-11	Frazier-8	Towns-33	16,111
71	21-Mar	H	MEM	W	95-82	Cousins-41	Cousins-16	Holiday-6	Conley-16	15,973
72	24-Mar	A	HOU	L	107-117	Davis-33	Davis-16	Holiday-9	Harden-38	18,055
73	26-Mar	A	DEN	W	115-90	Davis-31	Davis-13	Frazier-8	Plumlee-16	19,850
74	27-Mar	A	UTA	L	100-108	Davis-36	Davis-17	Frazier-6	Hood-20	18,924
75	29-Mar	H	DAL	W	121-118	Davis-30	Cousins-16	Holiday-7	Nowitzki-23	16,000
76	31-Mar	H	SAC	W	117-89	Cousins-37	Cousins-13	Holiday-8	McLemore-15	17,304
77	2-Apr	H	CHI	L	110-117	Davis-30	Cousins-18	Holiday-6	Butler-39	18,306
78	4-Apr	H	DEN	L	131-134	Davis-41	Cousins-14	Holiday-13	Gallinari-28	16,050
79	7-Apr	A	DEN	L	106-122	Davis-25	Ajincja-7	Holiday-7	Murray-30	16,348
80	8-Apr	A	GSW	L	101-123	Cook-22	Diallo-9	Holiday-10	Thompson-20	19,596
81	11-Apr	A	LAL	L	96-108	Diallo-19	Diallo-11	Holiday-7	World Peace-18	18,997
82	12-Apr	A	POR	W	103-100	Crawford-15	Diallo-16	Frazier-8	Napier-25	19,521

* overtime

NEW ORLEANS - TEAM HIGHS & LOWS

	HIGHS			LOWS		
Total Points	131	vs. DEN	4-Apr	79	at SAS	29-Oct
Field Goals Made	51	vs. DEN	4-Apr	30		4 times
Field Goals Att.	105	vs. BKN	20-Jan	70	vs. DAL	26-Dec
Field Goal %	0.600	at MIN	10-Feb	0.357	at UTA	6-Mar
3-Pt. Field Goals Made	16		Twice	3		Twice
3-Pt. Field Goals Att.	40*	at PHX	11-Dec	19		Twice
Free Throws Made	34	vs. CHI	2-Apr	7	at CLE	2-Jan
Free Throws Att.	41	vs. MIL	1-Nov	10	at CLE	2-Jan
Free Throw %	.971	vs. CHI	2-Apr	0.533	vs. WAS	29-Jan
Offensive Rebounds	17	vs. BKN	20-Jan	1	vs. POR	18-Nov
Defense Rebounds	50	at DEN	26-Mar	23	at DEN	7-Apr
Total Rebounds	60	at DEN	26-Mar	33	at DEN	7-Apr
Assists	33	at CHA	11-Mar	14	at SAS	29-Oct
Steals	17	vs. SAC	31-Mar	2		Twice
Turnovers	22*	at MEM	2-Nov	5	vs. POR	14-Mar
Blocked Shots	13		Twice	1		4 times
1st Quarter Points	36	vs. HOU	17-Mar	13*	at MEM	2-Nov
2nd Quarter Points	44	vs. DEN	4-Apr	13	vs. MEM	21-Mar
3rd Quarter Points	40	vs. MIN	19-Mar	11*	at MEM	2-Nov
4th Quarter Points	35		Twice	8	at WAS	4-Jan
1st Half Points	75	vs. DEN	4-Apr	34		Twice
2nd Half Points	75	vs. MIN	19-Mar	27*	at MEM	2-Nov
2nd Half Points w/ OT Points	74	vs. CHA	19-Nov	35*	at MEM	2-Nov
Overtime Points	13		Twice	6*(OT/2OT)	vs. MEM	5-Dec

*Denotes Number of Overtime Periods

OPPONENTS - TEAM HIGHS & LOWS

	HIGHS			LOWS		
Total Points	143	vs. BKN	20-Jan	77	vs. POR	14-Mar
Field Goals Made	54	at LAC	10-Dec	23	vs. POR	14-Mar
Field Goals Att.	104	vs. MEM	5-Dec	75	vs. DAL	26-Dec
Field Goal %	0.578	vs. BKN	20-Jan	0.303	vs. POR	14-Mar
3-Pt. Field Goals Made	24	at HOU	16-Dec	3		3 times
3-Pt. Field Goals Att.	61	at HOU	16-Dec	17	vs. MIN	23-Nov
Free Throws Made	32	vs. BKN	20-Jan	3	vs. DET	1-Mar
Free Throws Att.	37	at OKC	26-Feb	7	vs. LAL	12-Nov
Free Throw %	.941	vs. DAL	29-Mar	0.176	vs. DET	1-Mar
Offensive Rebounds	23	vs. DET	1-Mar	4	vs. DAL	26-Dec
Defense Rebounds	48		3 times	22	at MIN	10-Feb
Total Rebounds	63	at CHI	14-Jan	32	vs. DAL	26-Dec
Assists	37	at GSW	8-Apr	13		Twice
Steals	15	at LAL	11-Apr	2		Twice
Turnovers	25		Twice	5	vs. DAL	29-Mar
Blocked Shots	11	vs. OKC	23-Jan	0		4 times
1st Quarter Points	40	at MIN	10-Feb	14	at ATL	22-Nov
2nd Quarter Points	42	vs. DEN	4-Apr	14		Twice
3rd Quarter Points	43	vs. BKN	20-Jan	13		Twice
4th Quarter Points	42	vs. LAL	12-Nov	9*	at MEM	2-Nov
1st Half Points	72	at HOU	16-Dec	36	vs. POR	14-Mar
2nd Half Points	77	vs. BKN	20-Jan	34*	at MEM	2-Nov
2nd Half Points w/OT Points	70*	vs. CHA	19-Nov	48*	at MEM	2-Nov
Overtime Points	14*	at MEM	2-Nov	6*	vs. MEM	5-Dec

* - Denotes Number of Overtime Periods

NEW ORLEANS - INDIVIDUAL HIGHS

Total Points	50	Anthony Davis	vs. DEN	26-Oct
Minutes	48**	Anthony Davis	vs. MEM	5-Dec
Field Goals Made	18	Anthony Davis		Twice
Field Goals Attempted	34	Anthony Davis		Twice
3-Point Field Goals Made	6	Langston Galloway(3)/Solomon Hill		3 Times
3-Point Field Goals Attempted	13**	Langston Galloway	vs. MEM	5-Dec
Free Throws Made	17	Anthony Davis	vs. MIL	1-Nov
Free Throws Attempted	18	Anthony Davis		Twice
Offensive Rebounds	7	Anthony Davis		Twice
Defensive Rebounds	20*	DeMarcus Cousins	vs. SAS	3-Mar
Total Rebounds	24*	DeMarcus Cousins	vs. SAS	3-Mar
Assists	14	Tim Frazier/Jrue Holiday		Twice
Steals	5	Davis/Frazier/Holiday(3)/Cousins		6 Times
Turnovers	9	Jrue Holiday	at MIN	10-Feb
Blocked Shots	6	Anthony Davis	vs. UTA	8-Feb

*Denotes Number of Overtime Periods

OPPONENTS - INDIVIDUAL HIGHS

Total Points	49	Kyrie Irving	vs. CLE	23-Jan
Minutes	46**	Marc Gasol	vs. MEM	5-Dec
Field Goals Made	16	Stephen Curry	at GSW	7-Nov
Field Goals Attempted	29	Isaiah Thomas/Russell Westbrook		Twice
3-Point Field Goals Made	13	Stephen Curry	at GSW	7-Nov
3-Point Field Goals Attempted	17	Stephen Curry	at GSW	7-Nov
Free Throws Made	16	Russell Westbrook	vs. OKC	21-Dec
Free Throws Attempted	18	Russell Westbrook	vs. OKC	21-Dec
Offensive Rebounds	10	Andre Drummond	vs. DET	1-Mar
Defensive Rebounds	20	DeAndre Jordan	vs. LAC	28-Dec
Total Rebounds	25	DeAndre Jordan	vs. LAC	28-Dec
Assists	20	Chris Paul	at LAC	10-Dec
Steals	6	Thaddeus Young	at IND	16-Jan
Turnovers	10	Russell Westbrook	at OKC	4-Dec
Blocked Shots	5	Rudy Gobert/Serge Ibaka		Twice

*Denotes Number of Overtime Periods

NEW ORLEANS - TOP TEAM PERFORMANCES

Points

131	vs. Denver	4-Apr-17
128	vs. Houston	17-Mar-17
125	at Charlotte*	11-Mar-17
124	vs. Cleveland	23-Jan-17

Rebounds

58	at Denver	26-Mar-17
56	vs. Indiana	15-Dec-16
	at Philadelphia	20-Dec-16
54	Done three times	

FG Percentage

.600	at Minnesota	(45-75)	10-Feb-17
.549	vs. Portland	(45-82)	18-Nov-16
.544	vs. Minnesota	(49-90)	19-Mar-17
.542	vs. Minnesota	(45-83)	23-Nov-16

Assists

33	at Charlotte*	11-Mar-17
31	vs. Denver	16-Oct-16
	vs. Portland	18-Nov-16
	vs. Minnesota	19-Mar-17

Steals

16	vs. Sacramento	31-Mar-17
	vs. Denver	26-Oct-16
13	vs. Milwaukee	1-Nov-16
12	Done four times	

FT Percentage

.971	vs. Chicago	(34-35)	2-Apr-17
.957	vs. Detroit	(22-23)	1-Mar-17
.952	vs. Memphis**	(20-21)	5-Dec-16
.941	vs. New York	(16-17)	30-Dec-16

NEW ORLEANS - TOP INDIVIDUAL PERFORMANCES

Points

50	Anthony Davis	vs. Denver	26-Oct-16
46	Anthony Davis	at Charlotte*	11-Mar-17
45	Anthony Davis	at Golden State	28-Oct-16
	Anthony Davis	vs. Minnesota	23-Nov-16

Rebounds

24	DeMarcus Cousins	vs. San Antonio*	3-Mar-17
22	Anthony Davis	vs. Miami	23-Dec-16
21	Anthony Davis	vs. San Antonio	27-Jan-17
	Anthony Davis	at Charlotte*	11-Mar-17

Assists

14	Tim Frazier	at Atlanta	22-Nov-16
	Jrue Holiday	vs. Indiana	15-Dec-16
13	Jrue Holiday	at Charlotte*	11-Mar-17
	Jrue Holiday	at Cleveland	2-Jan-17
	Jrue Holiday	vs. Denver	4-Apr-17

*Denotes Number of Overtime Periods

OPPONENTS - TOP TEAM PERFORMANCES

Points

143	vs. Brooklyn	20-Jan-17
134	vs. Denver	4-Apr-17
133	at L.A. Clippers	10-Dec-16
129	vs. Houston	23-Feb-17

Rebounds

63	at Chicago	14-Jan-17
61	vs. Memphis**	5-Dec-16
59	Done five times	

FG Percentage

.578	vs. Brooklyn	(48-83)	20-Jan-17
.574	at L.A. Clippers	(54-94)	10-Dec-16
.553	vs. L.A. Lakers	(52-94)	12-Nov-16
.545	at Detroit	(48-88)	1-Feb-17

Assists

37	at Golden State	8-Apr-17
36	vs. L.A. Lakers	12-Nov-16
35	at Golden State	7-Nov-16
34	at L.A. Clippers	10-Dec-16
32	vs. Golden State	28-Oct-16
	at Charlotte*	11-Mar-17

Steals

15	vs. L.A. Lakers	12-Nov-16
14	at Golden State	7-Nov-16
12	Done four times	

FT Percentage

.941	vs. Dallas	(16-17)	29-Mar-17
.938	vs. New York	(15-16)	30-Dec-16
.914	vs. Brooklyn	(32-35)	20-Jan-17
.905	vs. Milwaukee	(19-21)	1-Nov-16
	at Boston	(19-21)	7-Jan-17

OPPONENTS- TOP INDIVIDUAL PERFORMANCES

Points

49	Kyrie Irving	vs. Cleveland	23-Jan-17
46	Stephen Curry	at Golden State	7-Nov-16
42	Russell Westbrook	vs. Oklahoma City	21-Dec-16
41	James Harden	vs. Houston	17-Mar-17
	Russell Westbrook	at Oklahoma City	26-Feb-17

Rebounds

25	DeAndre Jordan	vs. L.A. Clippers	28-Dec-16
21	Tyson Chandler	at Phoenix*	11-Dec-16
19	Rudy Gobert	at Utah	27-Mar-17
	Noah Vonleh	at Portland	12-Apr-17
18	Tyson Chandler	vs. Phoenix*	4-Nov-17
	Hassan Whiteside	vs. Miami	23-Dec-16

Assists

20	Chris Paul	vs. L.A. Clippers	10-Dec-16
19	John Wall	vs. Washington	29-Jan-17
17	James Harden	at Houston	24-Mar-17
14	James Harden	vs. Houston	23-Feb-17
	Ricky Rubio	vs. Minnesota	19-Mar-17

DIVISION RECORDS

	Record	Home	Road	OT
OVERALL	34-48	21-20	13-28	3-5
Atlantic	5-5	2-3	3-2	0-1
Central	4-6	3-2	1-4	
Southeast	5-5	3-2	2-3	2-0
EASTERN	14-16	8-7	6-9	2-1
Southwest	6-10	5-3	1-7	0-3
Northwest	7-11	4-5	3-6	
Pacific	7-11	4-5	3-6	1-1
WESTERN	20-32	13-13	7-19	1-4

WIN/LOSS MARGINS

Margins	1	2	3	4	5	6	7	8	9	10	11	12	13	14	15
Won:	2	2	3	3	2	1	2	1	1	0	0	2	1	2	1
Lost:	1	2	3	2	3	2	3	7	3	3	2	1	3	1	1

Margins	16	17	18	19	20	21	22	23	24	25	26	27	28	29	30
Won:	3	1	1	0	1	1	0	2	0	1	0	0	1	0	0
Lost:	1	0	1	1	1	0	2	0	0	0	0	1	1	1	1

Margins	31	32	33	34	35	36	37	38	39	40	41	42	43	44	45+
Won:	0	0	0	0	0	0	0	0	0	0	0	0	0	0	0
Lost:	0	0	1	0	0	0	0	0	0	0	0	0	0	0	0

TEAM WINNING & LOSING STREAKS

	Overall	Home	Road
Longest Winning	4	6	2
Longest Losing	8	5	5

TEAM RECORD WHEN...

Equal or rebound opponent	19-7
Bench equals or outscore opponent bench	22-20
Lead at halftime	23-13
Tied at halftime	1-1
Trail at halftime	10-34
Lead or tied after third	26-5
Trail after third	8-43
Shoot equal or better than opponent	28-6
Outshot by opponent	6-42
Grab 50 or more rebounds	11-3
Grab 40 or more rebounds	30-32
Grab less than 40 rebounds	3-16
Shoot more free throws than opponent	22-20
Shoot equal or fewer free throws than opponent	12-28
Commit more turnovers than opponent	7-22
Commit equal or fewer turnovers	27-26

MONTHLY RECORD

	Won	Lost
Oct.	0	3
Nov.	7	9
Dec.	7	9
Jan.	5	9
Feb.	4	7
Mar.	10	6
Apr.	1	5

HOME ATTENDANCE

Games	41
Total	663,099
Average	16,173
High	18,470
Sellouts	12

SCORING

	-100	100+	110+	120+
New Orleans	3-24	31-24	20-9	7-1
Opponents	18-11	16-37	6-26	3-12

SHOOTING

	-40%	40-49%	50-59%	60%+
New Orleans	3-12	20-33	10-21	-0
Opponents	10-32	3-31	1-14	0-0

BACK-TO-BACK GAMES

1st	2nd	Win 2	Lost 2
7-10	5-12	2	6

	Overall Games	Record	Home Games	Record	Road Games	Record
Offense						
+100	55	31-24	29	19-10	26	12-14
<100 points:	27	3-24	11	2-9	16	1-15
Defense						
+100	53	16-37	27	10-17	26	6-20
<100 points:	28	17-11	13	10-3	15	7-8

SCORING BY QUARTER

	1st	2nd	1st Half	3rd	4th	2nd Half	OT	Total
New Orleans	2,166	2,139	4,305	2,067	2,098	4,165	86	8,556
Average	26.4	26.1	52.5	25.2	25.6	50.8	10.8	104.3
Opponents	2,166	2,201	4,367	2,108	2,162	4,207	91	8,728
Average	26.4	26.8	53.3	25.7	26.4	52.1	11.4	106.4

STARTERS/BENCH SCORING

	Points	Average	Percentage
Starters	5,517	67.3	64.5
Bench	3,039	37.1	35.5

STARTERS/BENCH SCORING HIGHS & LOWS

	High		Low	
Starters	106	vs. Denver	19	at Memphis
Bench	64	at Memphis	12	at Dallas
		2-Nov-16		2-Nov-16
		2-Nov-16		25-Feb-17

2016-17 SEASON

PLAYER	MINUTES	FIELD GOALS	FREE THROWS	OFFENSIVE	- REBOUNDS - DEFENSIVE	TOTAL	ASSISTS	STEALS	TURNOVERS	BLOCKED SHOTS	POINTS
ALEXIS AJINCA	35 FEB. 15 vs Mem.	8 (2) APR. 8 at G.S.	6 FEB. 15 at Mem.	4 APR. 7 at Den.	8 (2) APR. 11 at LA-L	10 (2) MAR. 21 vs Mem.	2 DEC. 20 at Phil.	3 FEB. 15 at Mem.	3 (5) APR. 12 at Port.	3 (2) MAR. 1 vs Det.	17 APR. 8 at G.S.
OMER ASIK	35 NOV. 2 at Mem.	4 (2) NOV. 29 vs LA-L	3 (2) NOV. 8 at Sac.	5 DEC. 8 vs Phil.	10 NOV. 4 vs Phoe.	12 NOV. 4 vs Phoe.	2 (3) DEC. 8 vs Phil.	1 (5) DEC. 8 vs Phil.	2 NOV. 2 at Mem.	2 (2) NOV. 18 vs Port.	10 (2) NOV. 29 vs LA-L
QUINN COOK Dal.-N.O.	28C APR. 8 at G.S.	10C APR. 8 at G.S.	2C APR. 12 at Port.	1C APR. 12 at Port.	2C FEB. 27 vs Miami	2C FEB. 27 vs Miami	4C(2) APR. 11 at LA-L	2C APR. 12 at Port.	3C MAR. 1 at Atl.	0C	22C APR. 8 at G.S.
QUINN COOK N.O.	28C1 APR. 8 at G.S.	0C APR. 8 at G.S.	2C APR. 12 at Port.	1C APR. 12 at Port.	1 (3) APR. 8 at G.S.	1 (4) APR. 12 at Port.	4C(2) APR. 11 at LA-L	2C APR. 12 at Port.	2 (2) APR. 12 at Port.	0T	22C APR. 8 at G.S.
DEMARCUS COUSINS Sac.-N.O.	43 (2) MAR. 3 vs S.A.	17 DEC. 20 vs Port.	20C JAN. 30 at Phil.	7 JAN. 28 at Cha.	20T MAR. 3 vs S.A.	24T MAR. 3 vs S.A.	12 FEB. 3 vs Phoe.	5 (2) FEB. 23 vs Hou.	9 (2) FEB. 10 vs Atl.	5 NOV. 25 vs Hou.	55 DEC. 20 vs Port.
DEMARCUS COUSINS N.O.	43 MAR. 3 vs S.A.	14 MAR. 21 vs Mem.	15 FEB. 26 at OKC.	5 APR. 4 vs Den.	20T MAR. 3 vs S.A.	24T MAR. 3 vs S.A.	9 APR. 4 vs Den.	5 FEB. 23 vs Hou.	7 (2) APR. 2 vs Chi.	4 (2) MAR. 24 at Hou.	41 MAR. 21 vs Mem.
JORDAN CRAWFORD	30 (3) APR. 8 at G.S.	10 APR. 7 at Den.	4 (2) APR. 8 at G.S.	1 (4) MAR. 31 vs Sac.	5 MAR. 26 at Den.	5 (2) MAR. 26 at Den.	7 APR. 11 at LA-L	2 (2) APR. 11 at LA-L	2 (11) APR. 12 at Port.	1 (2) MAR. 31 vs Sac.	22 MAR. 19 vs Minn.
DANTE CUNNINGHAM	43 NOV. 19 vs Cha.	7 JAN. 18 vs Orl.	2 (3) MAR. 27 at Utah	4 NOV. 19 vs Cha.	10T MAR. 14 vs Port.	10 MAR. 14 vs Port.	3 DEC. 28 vs LA-C	2 (6) MAR. 31 vs Sac.	2 (2) MAR. 17 vs Hou.	3 (2) JAN. 25 vs OKC.	16 MAR. 1 vs Det.
ANTHONY DAVIS	48 DEC. 5 vs Mem.	18 (2) APR. 4 vs Den.	17C NOV. 1 vs Milw.	7 (2) JAN. 5 vs Atl.	17T(3) MAR. 11 at Cha.	22C DEC. 23 vs Miami	6 NOV. 18 vs Port.	5 OCT. 26 vs Den.	7C(2) JAN. 27 vs S.A.	6 (2) MAR. 31 vs Sac.	50 OCT. 26 vs Den.
CHEICK DIALLO	31C DEC. 10 at LA-C	9C APR. 11 at LA-L	4C APR. 12 at Port.	4C APR. 12 at Port.	12C APR. 12 at Port.	16C APR. 12 at Port.	1C(4) APR. 7 at Den.	2C DEC. 10 at LA-C	2C(2) APR. 11 at LA-L	2C APR. 11 at LA-L	19C(2) APR. 11 at LA-L
TIM FRAZIER	39 DEC. 5 vs Mem.	10C OCT. 28 vs G.S.	9C FEB. 8 vs Utah	3T(2) DEC. 11 at Phoe.	8C DEC. 11 at Phoe.	11C DEC. 11 at Phoe.	14 NOV. 22 at Atl.	5C DEC. 11 at Phoe.	5 (2) DEC. 20 at Phil.	1T(6) DEC. 18 at S.A.	21C(2) NOV. 22 at Atl.
SOLOMON HILL	47C DEC. 5 vs Mem.	8 (2) MAR. 17 vs Hou.	8T MAR. 17 vs Hou.	3 (4) MAR. 27 at Utah	8 JAN. 12 at Brk.	9 JAN. 12 at Brk.	7C(2) MAR. 17 vs Hou.	3 (3) APR. 7 at Den.	4 (3) MAR. 15 at Miami	2 (5) MAR. 14 vs Port.	30C MAR. 17 vs Hou.
JRUE HOLIDAY	43 MAR. 3 vs S.A.	13 JAN. 31 at Tor.	7 DEC. 11 at Phoe.	3 FEB. 25 at Dall.	8T(2) FEB. 6 vs Phoe.	10 (2) FEB. 6 vs Phoe.	14 DEC. 15 vs Ind.	5 (3) FEB. 12 at Sac.	9C FEB. 10 at Minn.	3C(4) MAR. 17 vs Hou.	33 JAN. 23 vs Clev.
E'TWAUN MOORE	37 MAR. 3 vs S.A.	8 (3) MAR. 15 at Miami	5 NOV. 4 vs Phoe.	2 (9) MAR. 26 at Den.	5 (2) MAR. 17 vs Hou.	7 JAN. 25 vs OKC.	5 (8) MAR. 24 at Hou.	4C(2) FEB. 26 at OKC.	4 (2) FEB. 8 vs Utah	2 (3) JAN. 16 at Ind.	20 NOV. 10 at Milw.
DONATAS MOTIEJUNAS	25 JAN. 31 at Tor.	6 MAR. 26 at Den.	4 APR. 11 at LA-L	3 (2) MAR. 8 vs Tor.	7 FEB. 12 at Sac.	8 FEB. 12 at Sac.	4 JAN. 7 at Bos.	3 APR. 12 at Port.	3 (3) FEB. 12 at Sac.	2 JAN. 27 vs S.A.	14 JAN. 23 vs Clev.
AXEL TOUPANE Mil.-N.O.	21 (2) APR. 12 at Port.	4T APR. 12 at Port.	0	0	1 APR. 12 at Port.	1 APR. 12 at Port.	0	1 APR. 12 at Port.	0	1 APR. 11 at LA-L	8 APR. 12 at Port.
AXEL TOUPANE N.O.	21 (2) APR. 12 at Port.	4T APR. 12 at Port.	0	0	1 APR. 12 at Port.	1 APR. 12 at Port.	0	1 APR. 12 at Port.	0	1 APR. 11 at LA-L	8 APR. 12 at Port.
PELICANS High Games	290 DEC. 5 vs Mem.	51 APR. 4 vs Den.	34 APR. 2 vs Chi.	18 JAN. 20 vs Brk.	50 MAR. 26 at Den.	60 MAR. 26 at Den.	33 MAR. 11 at Cha.	16 (2) MAR. 31 vs Sac.	22 NOV. 2 at Mem.	13 NOV. 4 vs Phoe.	131 APR. 4 vs Den.
PELICANS Low Games	240 (74) APR. 12 at Port.	30 (4) MAR. 6 at Utah	7 JAN. 2 at Clev.	1 NOV. 18 vs Port.	23 APR. 7 at Den.	33 (3) APR. 7 at Den.	14 OCT. 29 at S.A.	2 (2) MAR. 3 vs S.A.	5 MAR. 14 vs Port.	1 (4) APR. 8 at G.S.	79 OCT. 29 at S.A.

PLAYER	MINUTES	FIELD GOALS	FREE THROWS	- REBOUNDS -		TOTAL	ASSISTS	STEALS	TURNOVERS	BLOCKED SHOTS	POINTS
OPPONENTS	290	54	32	23	48 (3)	63	37	15	25 (3)	11	143
High Games	DEC. 5 vs Mem.	DEC. 10 at LA-C	JAN. 20 vs Brk.	MAR. 1 vs Det.	DEC. 23 vs Miami	JAN. 14 at Chi.	APR. 8 at G.S.	APR. 11 at LA-L	APR. 12 at Port.	JAN. 25 vs OKC.	JAN. 20 vs Brk.
OPPONENTS	240 (74)	23	3	4 (3)	22	32	13 (2)	2 (2)	5	0 (4)	77
Low Games	APR. 12 at Port.	MAR. 14 vs Port.	MAR. 1 vs Det.	MAR. 21 vs Mem.	FEB. 10 at Minn.	DEC. 26 vs Dall.	MAR. 14 vs Port.	APR. 8 at G.S.	MAR. 29 vs Dall.	FEB. 26 at OKC.	MAR. 14 vs Port.

"C" indicates a new career-high, "T" a tied career-high.
 Numbers in parentheses indicate the number of games in which a player or team has reached a given total (if more than one).

LEADERSHIP

	Leadership (ties)*			Points			Reb 10+	Ast 10+	Double-Doubles		
	Pts	Reb	Ast	10+	20+	30+			Pt/Ast	Pt/Reb	20/10
Alexis Ajinca	1	4		7			1			1	
Omer Asik		6		2			4			1	
Anthony Brown											
Omri Casspi				1							
Quinn Cook	1			2	1						
DeMarcus Cousins	4	12	3	17	12	4	12			11	9
Jordan Crawford	1		2	17	3						
Dante Cunningham		1		14			1				
Anthony Davis	61	50		73	59	36	49			49	43
Cheick Diallo	1	4		4			3			3	
Tyreke Evans	1		2	10	1						
Tim Frazier	2		31	21	5		1	8	7		3
Langston Galloway				18	5						
Archie Goodwin											
Buddy Hield	1		1	23	2						
Solomon Hill	2	1	1	19	2	1	1			1	
Jrue Holiday	3	2	48	54	18	3	1	16	15	1	8
Jarrett Jack											
Terrence Jones	3	8	1	29	6	1	7			6	
E'Twaun Moore	2	1	2	36	1						
Donatas Motiejunas				6							
Quincy Pondexter											
Wayne Selden, Jr.				1							
Lance Stephenson	1		2	3	1						
Hollis Thompson											
Axel Toupane											
Reggie Williams				1							
* leaderships include ties											

GAMES MISSED

Player	G	Reason
Alexis Ajinca	1	Left Shoulder
	2	Personal
	1	Hip
Omer Asik	25	Illness
DeMarcus Cousins	1	NBA Suspension
	1	Left Knee Soreness/Right Rib Contusion
	2	Right Ankle Sprain
	4	Right Achilles Tendonitis
Dante Cunningham	1	NBA Suspension
	12	Right Fibula Fracture
	2	Personal
Anthony Davis	2	Right Quad Contusion
	1	Rest
	1	Left Hip
	3	Left Knee Soreness
Tyreke Evans	26	Right Knee
	3	Rest
	2	Left Ankle Sprain
Tim Frazier	1	Right Wrist Sprain
Cheick Diallo	26	NBA D-League Assignment
Solomon Hill	2	Personal
Jrue Holiday	12	Personal
	3	Turf Toe
Jarrett Jack	2	Right Lateral Meniscus Tear
Terrence Jones	1	Illness
	4	Right Thumb Sprain
E'Twaun Moore	3	Toe Contusion
	3	Personal
	2	Left Ankle Sprain
Quincy Pondexter	82	Left Knee
Total Games Missed	230	
Injury/Illness Only	178	

TEAM
HISTORY



FRANCHISE YEAR-BY-YEAR

Season	Coach	Regular Season			Conference Finish	NBA Playoffs		
		W	L	Pct.		W	L	Pct.
2002-03	Paul Silas	47	35	.573	5th/Eastern	2	4	.333
2003-04	Tim Floyd	41	41	.500	5th/Eastern	3	4	.429
2004-05	Byron Scott	18	64	.220	15th/Western	--	--	---
2005-06	Byron Scott	38	44	.463	10th/Western	--	--	---
2006-07	Byron Scott	39	43	.476	10th/Western	--	--	---
2007-08	Byron Scott	56	26	.683	2nd/Western	7	5	.583
2008-09	Byron Scott	49	33	.598	7th/Western	1	4	.200
2009-10	Byron Scott, 3-6 Jeff Bower, 34-39	37	45	.451	11th/Western	--	--	--
2010-11	Monty Williams	46	36	.561	7th/Western	2	4	.333
2011-12	Monty Williams	21	45	.318	15th/Western	--	--	--
2012-13	Monty Williams	27	55	.329	14th/Western	--	--	--
2013-14	Monty Williams	34	48	.415	12th/Western	--	--	--
2014-15	Monty Williams	45	37	.549	8th/Western	0	4	.000
2015-16	Alvin Gentry	30	52	.366	12th/Western	--	--	--
2016-17	Alvin Gentry	34	48	.415	10th/Western	--	--	--
Totals		562	652	.463		15	25	.375

FRANCHISE ALL-TIME HEAD COACHES

Name	Tenure	Games	Won	Lost	Pct.
Paul Silas	2002-03	82	47	35	.573
Tim Floyd	2003-04	82	41	41	.500
Byron Scott	2004-05 thru 2009-10	419	203	216	.484
Jeff Bower	2009-10	73	34	39	.466
Monty Williams	2010-11 thru 2014-15	394	173	221	.439
Alvin Gentry	2015-16 thru Present	164	64	100	.390

FRANCHISE ALL-TIME BASKETBALL EXECUTIVES

Name	Title	Year
Bob Bass	Executive Vice President of Basketball Operations	2002-03
Bob Bass	Executive VP of Basketball Operations/General Manager	2003-04
Allan Bristow	General Manager	2004-05
Jeff Bower	General Manager	2005-10
Dell Demps	Sr. VP of Basketball Operations and General Manager	2010-Present

FRANCHISE ALL-TIME ASSISTANT COACHES

Name	Tenure
Randy Ayers	2010-15
James Borrego	2010-12
Jeff Bower	2003-04
Jim Cleamons	2004-06
Bob Donewald Jr.	2002-03
Darren Erman	2015-Present
Chris Finch	2017-Present
Tim Floyd	2009-10
Bryan Gates	2010-15
Kenny Gattison	2003-09
Alvin Gentry	2003-04
Dave Hanners	2011-15
Kevin Hanson	2013-Present
Brian Hill	2002-03
Michael Malone	2010-11
Jamelle McMillan	2016-Present
David Miller	2005-07
Robert Pack	2009-10, 2015-17
Charlie Parker	2006-10
Paul Pressey	2007-10
Stephen Silas	2002-03
Jan van Breda Kolff	2003-04
Elvis Valcarcel	2016-Present
Fred Vinson	2010-Present
Darrell Walker	2004-08
Phil Weber	2015-17
Rob Werdann	2009-10

2015-16 ROSTER & STATS

RECORD: 30-52

WEST: 20-32

EAST: 10-20

DIVISION: 4-12

HOME: 21-20

ROAD: 9-32

OVERTIME: 1-3

Head Coach: Alvin Gentry, Appalachian State

Associate Head Coach: Darren Erman, Emory University

Assistant Coaches: Robert Pack, USC; Phil Weber, N.C. State; Fred Vinson, Georgia Tech; Kevin Hanson, San Diego

Special Assistant to the Head Coach: Elvis Valcarcel, Rutgers

Player Development Coach: Jamelle McMillan, Arizona State

Athletic Trainer: Duane Brooks, Florida A&M

2015-16 FINAL STATISTICS

PLAYER	G	GS	MIN	FG	FGA	PCT	3FG	3FGA	PCT	FT	FTA	PCT	OFF	DEF	TOT	AST	PF	DQ	STL	TO	BLK	PTS	AVG
Anthony Davis	61	61	2164	560	1136	.493	35	108	.324	326	430	.758	130	497	627	116	148	0	78	121	125	1481	24.3
Ryan Anderson	66	7	2008	397	929	.427	131	358	.366	199	228	.873	131	265	396	73	109	0	38	90	25	1124	17.0
Jrue Holiday	65	23	1831	410	935	.439	87	259	.336	182	216	.843	27	168	195	391	148	1	88	167	22	1089	16.8
Eric Gordon	45	44	1481	231	552	.418	113	294	.384	111	125	.888	10	89	99	121	98	0	43	73	14	686	15.2
Tyreke Evans	25	25	765	136	314	.433	33	85	.388	74	93	.796	20	109	129	164	66	0	32	73	8	379	15.2
Jordan Hamilton	11	4	304	49	116	.422	13	46	.283	14	21	.667	12	50	62	25	24	0	8	17	3	125	11.4
Norris Cole	45	23	1198	196	484	.405	33	102	.324	52	65	.800	10	141	151	167	102	0	37	75	5	477	10.6
Ish Smith	27	3	617	98	228	.430	10	33	.303	33	43	.767	14	78	92	154	38	0	24	45	6	239	8.9
Toney Douglas	61	18	1262	183	445	.411	81	203	.399	84	99	.848	25	118	143	157	131	1	70	64	5	531	8.7
James Ennis (TOT)	22	5	329	54	113	.478	26	58	.448	25	34	.735	21	21	42	21	28	1	16	19	5	159	7.2
James Ennis (NO)	9	5	282	50	100	.500	24	50	.480	19	24	.792	17	18	35	18	26	1	12	17	3	143	15.9
Luke Babbitt	47	13	845	122	289	.422	44	109	.404	39	50	.780	25	123	148	53	90	0	11	23	7	327	7.0
Dante Cunningham	80	46	1971	186	412	.451	55	174	.316	57	82	.695	57	179	236	77	173	1	42	41	33	484	6.1
Alexis Ajinca	59	17	861	150	315	.476	0	1	.000	52	62	.839	75	194	269	31	134	0	19	54	36	352	6.0
Bryce Dejean-Jones	14	11	279	28	69	.406	12	32	.375	11	21	.524	8	40	48	15	17	0	10	11	2	79	5.6
Tim Frazier (TOT)	51	2	741	96	229	.419	16	48	.333	53	74	.716	26	84	110	162	73	0	33	65	2	261	5.1
Tim Frazier (NO)	16	1	469	76	169	.450	13	31	.419	45	59	.763	15	56	71	120	42	0	23	38	1	210	13.1
Alonzo Gee	73	38	1632	132	255	.513	17	60	.283	44	66	.667	60	185	245	72	169	2	63	55	13	325	4.5
Omer Asik	68	64	1178	104	195	.533	0	0	---	61	112	.545	120	294	414	26	124	0	21	60	23	269	4.0
O. Johnson (TOT)	7	1	102	9	34	.265	2	10	.200	6	8	.750	4	11	15	2	9	0	3	4	3	26	3.7
O. Johnson (NO)	5	1	54	4	17	.235	1	5	.200	1	2	.500	1	5	6	2	4	0	1	3	0	10	2.0
Kendrick Perkins	37	5	542	40	75	.533	0	0	---	11	25	.444	25	103	128	31	64	0	11	41	11	91	2.5
Jimmer Fredette	4	0	13	1	4	.250	0	1	.000	0	0	---	0	0	0	1	1	0	1	1	0	2	0.5
Nate Robinson	2	1	23	0	1	.000	0	1	.000	0	0	---	0	0	0	4	5	0	1	0	0	0	0.0
PELICANS	82	-	19780	3153	7040	.448	702	1952	.360	1415	1823	.776	782	2712	3494	1818	1713	6	633	1102	342	8423	102.7
OPPONENTS	82	-	19780	3218	6877	.468	754	2043	.369	1544	1972	.783	730	2912	3642	1899	1630	6	602	1127	423	8734	106.5

GAME-BY-GAME

Date	H/A	W/L	Opp	NOP/Opp	Record	Date	H/A	W/L	Opp	NOP/Opp	Record	Date	H/A	W/L	Opp	NOP/Opp	Record
10/27	A	L	GSW	95-111	0-1	1/8	H	L	IND	86-91	11-24	3/20	H	W	LAC	109-105	26-43
10/28	A	L	POR	94-112	0-2	1/9	A	L	LAC	111-114*	11-25	3/22	H	L	MIA	99-113	26-44
10/31	H	L	GSW	120-134	0-3	1/12	A	L	LAL	91-95	11-26	3/24	A	L	IND	84-92	26-45
11/3	H	L	ORL	94-103	0-4	1/13	A	W	SAC	109-97	12-26	3/26	H	L	TOR	91-115	26-46
11/6	H	L	ATL	115-121	0-5	1/15	H	W	CHA	109-107	13-26	3/28	H	W	NYK	99-91	27-46
11/7	A	L	DAL	98-107	0-6	1/18	A	L	MEM	99-101	13-27	3/30	A	L	SAS	92-100	27-47
11/10	H	W	DAL	120-105	1-6	1/19	H	W	MIN	114-99	14-27	3/31	H	W	DEN	101-95	28-47
11/11	A	L	ATL	98-106	1-7	1/21	H	W	DET	115-99	15-27	4/3	A	W	BKN	106-87	29-47
11/13	A	L	TOR	81-100	1-8	1/23	H	W	MIL	116-99	16-27	4/5	A	L	PHI	93-107	29-48
11/15	A	L	NYK	87-95	1-9	1/25	H	L	HOU	111-112	16-28	4/6	A	L	BOS	97-104	29-49
11/17	H	L	DEN	98-115	1-10	1/28	H	W	SAC	114-105	17-28	4/8	H	W	LAL	110-102	30-49
11/18	A	L	OKC	103-110	1-11	1/30	H	W	BKN	105-103	18-28	4/9	H	L	PHX	100-121	30-50
11/20	H	W	SAS	104-90	2-11	2/1	H	L	MEM	95-110	18-29	4/11	H	L	CHI	116-121	30-51
11/22	H	W	PHX	122-116	3-11	2/3	A	L	SAS	97-110	18-30	4/13	A	L	MIN	109-144	30-52
11/25	A	W	PHX	120-114	4-11	2/4	H	L	LAL	96-99	18-31						
11/27	A	L	LAC	90-111	4-12	2/6	A	L	CLE	84-99	18-32						
11/28	A	L	UTA	87-101	4-13	2/8	A	W	MIN	116-102	19-32						
12/1	H	L	MEM	104-113	4-14	2/10	H	W	UTA	100-96	20-32						
12/2	A	L	HOU	101-108	4-15	2/11	A	L	OKC	95-121	20-33						
12/4	H	W	CLE	114-108*	5-15	2/19	H	W	PHI	121-114	21-33						
12/7	H	L	BOS	93-111	5-16	2/21	A	W	DET	111-106	22-33						
12/11	H	W	WAS	107-105	6-16	2/23	A	L	WAS	89-109	22-34						
12/12	A	L	CHI	94-98	6-17	2/25	H	W	OKC	123-119	23-34						
12/14	A	L	POR	101-105	6-18	2/27	H	L	MIN	110-112	23-35						
12/16	A	W	UTA	104-94	7-18	3/2	A	L	HOU	95-100	23-36						
12/18	A	L	PHX	88-104	7-19	3/3	H	L	SAS	86-94	23-37						
12/20	A	W	DEN	130-125	8-19	3/5	H	L	UTA	94-106	23-38						
12/23	H	W	POR	115-89	9-19	3/7	H	W	SAC	115-112	24-38						
12/25	A	L	MIA	88-94*	9-20	3/9	A	L	CHA	113-122	24-39						
12/26	H	W	HOU	110-108	10-20	3/11	A	L	MEM	114-121*	24-40						
12/28	A	L	ORL	89-104	10-21	3/12	A	L	MIL	92-103	24-41						
12/31	H	L	LAC	89-95	10-22	3/14	A	L	GSW	107-125	24-42						
1/2	A	W	DAL	105-98	11-22	3/16	A	W	SAC	123-108	25-42						
1/6	H	L	DAL	91-100	11-23	3/18	H	L	POR	112-117	25-43						

* - overtime

OWNERSHIP

ADMINISTRATION

BASKETBALL OPERATIONS

PLAYERS

2016-17

TEAM HISTORY

RECORDS

OPPONENTS

MEDIA

MISCELLANEOUS

2014-15 ROSTER & STATS

RECORD: 45-37

WEST: 29-23

EAST: 16-14

DIVISION: 8-8

HOME: 28-13

ROAD: 17-24

OVERTIME: 0-3

Head Coach: Monty Williams, Notre Dame

Lead Assistant Coach: Randy Ayers, Miami (Ohio)

Assistant Coaches: Dave Hanners, North Carolina; Bryan Gates, Boise State; Fred Vinson, Georgia Tech

Athletic Trainer: Duane Brooks, Florida A&M

2014-15 FINAL STATISTICS

PLAYER	G	GS	MIN	FG	FGA	PCT	3FG	3FGA	PCT	FT	FTA	PCT	OFF	DEF	TOT	AST	PF	DQ	STL	TO	BLK	PTS	AVG
Anthony Davis	68	68	2455	642	1199	.535	1	12	.083	371	461	.805	173	523	696	149	141	0	100	95	200	1656	24.4
Tyrece Evans	76	76	2690	521	1165	.447	69	227	.304	202	291	.694	82	334	416	521	198	3	100	246	37	1313	16.6
Jrue Holiday	40	37	1303	238	534	.446	51	135	.378	65	76	.855	32	103	135	274	110	1	63	91	23	592	14.8
Ryan Anderson	61	5	1675	291	729	.399	122	359	.340	129	151	.854	108	187	295	55	113	1	33	62	20	833	13.7
Eric Gordon	61	60	2018	285	694	.411	141	315	.448	107	133	.805	28	131	159	229	145	0	50	122	14	818	13.4
Norris Cole (NO)	28	2	683	112	252	.444	28	74	.378	26	35	.743	1	50	51	90	49	1	15	41	7	278	9.9
Omer Asik	76	76	1982	213	412	.517	0	0	---	131	225	.582	244	504	748	72	144	0	29	95	54	557	7.3
Quincy Pondexter (NO)	45	28	1253	140	312	.449	74	171	.433	50	66	.758	33	105	138	66	103	0	14	41	19	404	9.0
Austin Rivers	35	3	772	86	222	.387	14	50	.280	53	71	.746	12	56	68	87	65	0	18	30	7	239	6.8
Alexis Ajinxa	68	8	957	181	329	.550	0	0	---	81	99	.818	104	211	315	47	151	0	21	69	51	443	6.5
Dante Cunningham	66	27	1652	155	339	.457	1	10	.300	29	47	.617	70	186	256	50	101	0	46	35	37	340	5.2
Toney Douglas	12	0	177	19	51	.373	5	18	.278	8	13	.615	2	20	22	24	20	0	11	10	4	51	4.3
Luke Babbitt	63	19	830	92	192	.479	59	115	.513	13	19	.684	12	99	111	24	63	0	17	26	11	256	4.1
Jimmer Fredette	50	0	509	63	166	.380	9	48	.188	43	45	.956	8	32	40	58	43	0	15	33	2	178	3.6
Elliott Williams (NO)	8	0	77	8	24	.333	3	11	.273	0	2	0.000	0	5	5	8	11	0	2	0	0	19	2.4
Jeff Withey	37	0	259	32	64	.500	0	0	---	34	50	.680	23	41	64	11	26	0	4	12	18	98	2.6
John Salmons	21	0	270	16	48	.333	8	26	.308	2	4	.500	4	17	21	13	25	0	9	5	4	42	2.0
Nate Wolters (NO)	10	0	105	8	26	.308	0	2	0.000	1	2	.500	6	12	18	11	7	0	3	10	2	17	1.7
Gal Mekel (NO)	4	0	43	3	20	.150	0	3	0.000	0	0	---	0	1	1	13	1	0	2	2	0	6	1.5
Russ Smith	6	0	29	2	10	.200	1	6	.167	0	0	---	0	3	3	2	6	0	0	7	0	5	0.8
Darius Miller	5	1	43	1	7	.143	0	1	0.000	0	0	---	0	1	1	2	8	0	1	1	0	2	0.4
PELICANS	82	--	19780	3108	6795	.457	586	1583	.370	1345	1790	.751	942	2621	3563	1806	1560	6	553	1087	510	8147	99.4
OPPONENTS	82	--	19780	3108	6814	.456	537	1605	.335	1329	1751	.759	870	2537	3407	1700	1533	4	555	1003	475	8082	98.6

GAME-BY-GAME

Date	H/A	W/L	Opp	NOP/Opp	Record
10/28	H	W	ORL	101-84	1-0
11/1	H	W	DAL	104-109	1-1
11/3	A	L	MEM	81-93	1-2
11/4	H	W	CHA	100-91	2-2
11/8	A	W	SAS	100-99	3-2
11/10	A	L	CLE	111-118	3-3
11/12	H	W	LAL	109-102	4-3
11/14	H	W	MIN	139-91	5-3
11/17	A	L	POR	93-102	5-4
11/18	A	W	SAC	106-100	6-4
11/21	A	L	DEN	97-117	6-5
11/22	A	W	UTA	106-94	7-5
11/25	H	L	SAC	89-99	7-6
11/28	A	L	ATL	91-100	7-7
11/29	A	L	WAS	80-83	7-8
12/2	H	W	OKC	112-104	8-8
12/4	A	L	GSW	85-112	8-9
12/6	A	L	LAC	100-120	8-10
12/7	A	W	LAL	104-87	9-10
12/9	H	W	NYK	104-93	10-10
12/10	A	L	DAL	107-112	10-11
12/12	H	W	CLE	119-114	11-11
12/14	H	L	GSW	122-128*	11-12
12/16	H	W	UTA	119-111	12-12
12/18	A	W	HOU	99-90	13-12
12/20	H	L	POR	88-114	13-13
12/21	A	W	OKC	101-99	14-13
12/23	A	L	IND	84-96	14-14
12/26	H	W	SAS	97-90	15-14
12/27	A	L	CHI	100-107	15-15
12/30	H	W	PHX	110-106	16-15
12/31	A	L	SAS	93-95*	16-16
1/2	H	W	HOU	111-83	17-16
1/5	H	L	WAS	85-92	17-17

Date	H/A	W/L	Opp	NOP/Opp	Record
1/7	A	L	CHA	94-98	17-18
1/9	H	W	MEM	106-95	18-18
1/12	A	L	BOS	100-108	18-19
1/14	A	W	DET	105-94	19-19
1/16	A	L	PHI	81-96	19-20
1/18	A	W	TOR	95-93	20-20
1/19	A	L	NYK	92-99	20-21
1/21	H	W	LAL	96-80	21-21
1/23	A	W	MIN	92-84	22-21
1/25	H	W	DAL	109-106	23-21
1/26	H	W	PHI	99-74	24-21
1/28	H	L	DEN	85-93	24-22
1/30	H	W	LAC	108-103	25-22
2/2	H	W	ATL	115-100	26-22
2/4	H	L	OKC	91-102	26-23
2/6	A	W	OKC	116-113	27-23
2/7	H	L	CHI	72-107	27-24
2/9	H	L	UTA	96-100	27-25
2/11	H	L	IND	93-106	27-26
2/20	A	L	ORL	84-95	27-27
2/21	A	W	MIA	105-91	28-27
2/23	H	W	TOR	100-97	29-27
2/25	H	W	BKN	102-96	30-27
2/27	H	W	MIA	104-102	31-27
3/1	A	W	DEN	99-92	32-27
3/2	A	L	DAL	93-102	32-28
3/4	H	W	DET	88-85	33-28
3/6	H	L	BOS	98-104	33-29
3/7	H	W	MEM	95-89	34-29
3/9	A	W	MIL	114-103	35-29
3/10	A	W	BKN	111-91	36-29
3/15	H	L	DEN	111-118**	36-30
3/17	H	W	MIL	85-84	37-30
3/19	A	L	PHX	72-74	37-31

Date	H/A	W/L	Opp	NOP/Opp	Record
3/20	A	L	GSW	96-112	37-32
3/22	A	L	LAC	100-107	37-33
3/25	H	L	HOU	93-95	37-34
3/27	H	W	SAC	102-88	38-34
3/29	H	W	MIN	110-88	39-34
4/1	A	W	LAL	113-92	40-34
4/3	A	W	SAC	101-95	41-34
4/4	A	L	POR	90-99	41-35
4/7	H	W	GSW	103-100	42-35
4/8	A	L	MEM	74-110	42-36
4/10	H	W	PHX	90-75	43-36
4/12	A	L	HOU	114-121	43-37
4/13	A	W	MIN	100-88	44-37
4/15	H	W	SAS	108-103	45-37

* - overtime

2013-14 ROSTER & STATS

RECORD: 34-48
WEST: 15-37
EAST: 19-11
DIVISION: 4-12

HOME: 22-19
ROAD: 12-29
OVERTIME: 5-0

Head Coach: Monty Williams, Notre Dame

Lead Assistant Coach: Randy Ayers, Miami (Ohio)

Assistant Coaches: Dave Hanners, North Carolina; Bryan Gates, Boise State; Fred Vinson, Georgia Tech

Trainer: Jon Ishop, Texas

2013-14 FINAL STATISTICS

PLAYER	G	GS	MIN	FG	FGA	PCT	3FG	3FGA	PCT	FT	FTA	PCT	OFF	DEF	TOT	AST	PF	DQ	STL	TO	BLK	PTS	AVG
Anthony Davis	67	66	2358	522	1005	.519	2	9	.222	348	440	.791	207	466	673	105	200	1	89	109	189	1394	20.8
Ryan Anderson	22	14	795	155	354	.438	67	164	.409	59	62	.952	66	76	142	17	47	0	10	20	7	436	19.8
Eric Gordon	64	64	2058	356	817	.436	101	258	.391	175	223	.785	30	135	165	208	114	2	74	134	12	988	15.4
Tyreke Evans	72	22	2028	391	897	.436	21	95	.221	239	310	.771	76	265	341	363	155	0	84	175	21	1042	14.5
Jrue Holiday	34	34	1144	203	454	.447	30	77	.390	51	63	.810	28	114	142	268	92	0	56	105	12	487	14.3
Jason Smith	31	27	831	131	282	.465	0	0	---	39	50	.780	51	130	181	29	100	3	11	28	29	301	9.7
Brian Roberts	72	42	1667	244	581	.420	64	178	.360	125	133	.940	17	119	136	234	132	2	43	95	7	677	9.4
Anthony Morrow	76	9	1426	238	520	.458	88	195	.451	72	87	.828	29	111	140	59	102	0	38	51	12	636	8.4
Austin Rivers	69	4	1339	192	474	.405	36	99	.364	110	173	.636	26	103	129	160	134	0	45	77	9	530	7.7
Al-Farouq Aminu	80	65	2046	234	494	.474	13	48	.271	91	137	.664	129	367	496	114	147	1	82	88	38	572	7.2
Luke Babbitt	27	2	474	60	154	.390	36	95	.379	14	18	.778	18	70	88	29	52	0	7	15	11	170	6.3
Alexis Ajinxa	56	30	951	136	249	.546	0	1	.000	56	67	.836	94	183	277	40	187	3	23	63	46	328	5.9
James Southerland	3	0	28	5	12	.417	3	5	.600	1	2	.500	0	8	8	0	3	0	1	1	2	14	4.7
Darius Miller	45	7	723	73	166	.440	25	77	.325	29	36	.806	9	43	52	43	88	0	24	22	9	200	4.4
Jeff Withey	58	4	685	69	129	.535	0	1	.000	52	73	.712	49	101	150	26	73	0	15	20	50	190	3.3
Melvin Ely	2	0	28	3	6	.500	0	0	---	0	0	.000	0	1	1	0	5	0	0	0	1	6	3.0
Greg Stiemmsa	55	20	1007	70	122	.574	0	1	.000	19	32	.594	72	154	226	36	169	3	35	44	57	159	2.9
Lou Amundson	18	0	184	16	32	.500	0	0	---	6	24	.250	28	27	55	6	49	2	9	14	11	38	2.1
Lance Thomas	5	0	43	2	9	.222	0	0	---	2	4	.500	2	5	7	3	4	0	0	2	0	6	1.2
Arinze Onuaku	3	0	26	1	4	.250	0	0	---	1	2	.500	2	5	7	3	3	0	0	1	0	3	1.0
Josh Childress	4	0	24	0	0	.000	0	0	---	0	0	---	0	3	3	2	1	0	1	1	0	0	0.0
PELICANS	82	--	19855	3101	6761	.459	486	1303	.373	1489	1936	.769	933	2486	4040	1745	1876	17	647	1129	523	8177	99.7
OPPONENTS	82	--	19855	3055	6567	.465	652	1827	.357	1637	2176	.752	881	2538	4118	1845	1664	7	577	1185	504	8399	102.4

GAME-BY-GAME

Date	H/A	W/L	Opp	NOP/Opp	Record
10/30	H	L	IND	90-95	0-1
11/1	A	L	ORL	91-110	0-2
11/2	H	W	CHA	105-84	1-2
11/5	H	L	PHX	98-104	1-3
11/6	A	W	MEM	99-84	2-3
11/8	H	W	LAL	96-85	3-3
11/10	A	L	PHX	94-101	3-4
11/12	A	L	LAL	95-116	3-5
11/13	A	L	UTA	105-111	3-6
11/16	H	W	PHI	135-98	4-6
11/20	H	W	UTA	105-98	5-6
11/22	H	W	CLE	104-100	6-6
11/25	A	L	SAS	93-112	6-7
11/26	H	L	GSW	101-102	6-8
11/29	A	W	PHI	121-105	7-8
12/1	A	W	NYK	103-99	8-8
12/2	A	W	CHI	131-128**	9-8
12/4	H	L	DAL	97-100	9-9
12/6	H	L	OKC	95-109	9-10
12/11	H	W	DET	111-106*	10-10
12/13	H	W	MEM	104-98	11-10
12/15	A	L	DEN	93-102	11-11
12/17	A	L	GSW	93-104	11-12
12/18	A	L	LAC	95-108	11-13
12/21	A	L	POR	107-110	11-14
12/23	A	W	SAC	113-100	12-14
12/27	H	W	DEN	105-89	13-14
12/28	A	L	HOU	98-107	13-15
12/30	H	W	POR	110-108	14-15
1/1	A	L	MIN	112-124	14-16
1/3	A	W	BOS	95-92	15-16
1/4	A	L	IND	82-99	15-17
1/7	A	L	MIA	88-107	15-18
1/8	H	L	WAS	96-102	15-19

Date	H/A	W/L	Opp	NOP/Opp	Record
1/10	H	L	DAL	90-107	15-20
1/11	A	L	DAL	107-110	15-21
1/13	H	L	SAS	95-101	15-22
1/15	H	L	HOU	100-103	15-23
1/18	H	L	GSW	87-97	15-24
1/20	A	W	MEM	95-92	16-24
1/21	H	L	SAC	97-114	16-25
1/24	A	W	DET	103-102	17-25
1/26	H	W	ORL	100-92	18-25
1/28	A	W	CLE	100-89	19-25
1/29	A	L	MIN	77-88	19-26
2/1	H	W	CHI	88-79	20-26
2/3	H	L	SAS	95-102	20-27
2/5	H	W	ATL	105-100	21-27
2/7	H	W	MIN	98-91	22-27
2/9	A	L	BKN	81-93	22-28
2/10	A	L	TOR	101-107	22-29
2/12	A	W	MIL	102-98	23-29
2/19	H	L	NYK	91-98	23-30
2/21	A	L	CHA	87-90	23-31
2/22	A	L	WAS	93-94	23-32
2/24	H	L	LAC	110-123	23-33
2/26	A	L	DAL	89-108	23-34
2/28	A	L	PHX	104-116	23-35
3/1	A	L	LAC	76-108	23-36
3/3	A	L	SAC	89-96	23-37
3/4	A	W	LAL	132-125	24-37
3/7	H	W	MIL	112-104	25-37
3/9	H	W	DEN	111-107*	26-37
3/12	H	L	MEM	88-90	26-38
3/14	H	L	POR	103-111	26-39
3/16	H	W	BOS	121-120*	27-39
3/19	H	L	TOR	100-107	27-40
3/21	A	W	ATL	111-105	28-40

Date	H/A	W/L	Opp	NOP/Opp	Record
3/22	H	W	MIA	105-95	29-40
3/24	H	W	BKN	109-104*	30-40
3/26	H	W	LAC	98-96	31-40
3/28	H	W	UTA	102-95	32-40
3/29	A	L	SAS	80-96	32-41
3/31	H	L	SAC	97-102	32-42
4/2	A	L	DEN	107-137	32-43
4/4	A	L	UTA	96-100	32-44
4/6	A	L	POR	94-100	32-45
4/9	H	L	PHX	88-94	32-46
4/11	A	L	OKC	94-116	32-47
4/12	A	L	HOU	104-111	32-48
4/14	H	W	OKC	101-89	33-48
4/16	H	W	HOU	105-100	34-48

* - overtime

2012-13 ROSTER & STATS

RECORD: 27-55
WEST: 15-37
EAST: 12-18
DIVISION: 3-11

HOME: 16-25
ROAD: 11-30
OVERTIME: 1-3

Head Coach: Monty Williams, Notre Dame
Lead Assistant Coach: Randy Ayers, Miami (Ohio)
Assistant Coaches: Dave Hanners, North Carolina; Bryan Gates, Boise State; Fred Vinson, Georgia Tech
Trainer: Jon Ishop, Texas

2012-13 FINAL STATISTICS

PLAYER	G	GS	MIN	FG	FGA	PCT	3FG	3FGA	PCT	FT	FTA	PCT	OFF	DEF	TOT	AST	PF	DQ	STL	TO	BLK	PTS	AVG
Eric Gordon	42	40	1264	235	584	.402	56	173	.324	187	222	.842	10	67	77	137	75	1	45	117	8	713	120
Ryan Anderson	81	22	2503	472	1115	.423	213	557	.382	152	180	.844	191	328	519	97	179	2	42	97	31	1309	16.2
Greivis Vasquez	78	78	2685	438	1012	.433	83	243	.342	124	154	.805	43	294	337	704	190	0	66	247	6	1083	13.9
Anthony Davis	64	60	1846	349	676	.516	0	6	.000	169	225	.751	165	357	522	63	158	0	75	89	112	867	13.5
Robin Lopez	82	82	2136	384	719	.534	0	0	---	161	207	.778	226	236	462	64	167	1	32	110	128	929	11.3
Jason Smith	51	0	876	167	341	.490	0	4	.000	86	102	.843	64	122	186	34	123	0	15	55	45	420	8.2
Al-Farouq Aminu	76	71	2066	225	474	.475	4	19	.211	101	137	.737	139	446	585	103	153	0	92	116	51	555	7.3
Brian Roberts	78	5	1324	213	511	.417	59	153	.386	70	77	.909	17	80	97	219	108	0	37	71	3	555	7.1
Austin Rivers	61	26	1418	145	390	.372	28	86	.326	59	108	.546	16	93	109	127	122	0	26	74	9	377	6.2
Roger Mason	69	13	1219	132	305	.433	66	159	.415	39	43	.907	11	121	132	74	104	0	26	51	11	369	5.3
Hakim Warrick	1	0	7	1	2	.500	0	0	---	2	2	1.000	0	0	0	0	0	0	1	0	0	4	4.0
Xavier Henry	50	2	625	66	161	.410	4	11	.364	58	92	.630	21	69	90	13	72	0	16	31	5	194	3.9
Donald Sloan (NO)	3	0	6	0	0	---	0	0	---	0	0	---	0	0	0	1	0	0	0	1	0	0	0.0
Lance Thomas	59	9	646	53	106	.500	0	0	---	43	59	.729	44	71	115	17	78	0	11	14	7	149	2.5
Darius Miller	52	2	694	44	108	.407	22	56	.393	8	8	1.000	8	70	78	44	89	0	17	23	12	118	2.3
Dom McGuire	9	0	145	9	21	.429	0	0	---	1	2	.500	7	21	28	9	13	0	8	5	3	19	2.1
Henry Sims	2	0	5	2	3	.667	0	0	---	0	0	---	2	0	2	0	0	0	1	0	1	4	2.0
Lou Amundson (NO)	18	0	209	18	42	.429	0	0	---	8	16	.500	24	34	58	8	27	0	9	8	6	44	2.4
Terrel Harris (NO)	13	0	108	2	19	.105	0	7	.000	1	2	.500	0	17	17	7	14	0	2	13	3	5	0.4
NEW ORLEANS	82	--	19780	2955	6589	.448	535	1474	.363	1269	1636	.776	988	2426	3414	1721	1673	4	520	1193	440	7714	94.1
OPPONENTS	82	--	19780	3030	6435	.471	632	1688	.374	1339	1764	.759	835	2391	3226	1915	1534	6	648	1086	492	8031	97.9

GAME-BY-GAME

Date	H/A	W/L	Opp	NOH/Opp	Record	Date	H/A	W/L	Opp	NOH/Opp	Record	Date	H/A	W/L	Opp	NOH/Opp	Record
10/31	H	L	SAS	95-99	0-1	1/9	H	W	HOU	88-79	10-25	3/20	H	W	BOS	87-86	23-46
11/2	H	W	UTA	88-86	1-1	1/11	H	W	MIN	104-92	11-25	3/22	H	W	MEM	90-83	24-46
11/3	A	W	CHI	89-82	2-1	1/13	A	L	NYK	87-100	11-26	3/25	H	W	DEN	110-86	25-46
11/7	H	L	PHI	62-77	2-2	1/15	A	W	PHI	111-99	12-26	3/27	H	L	LAC	91-105	25-47
11/9	H	W	CHA	107-99	3-2	1/16	A	W	BOS	90-78	13-26	3/29	H	L	MIA	89-108	26-48
11/14	A	L	HOU	96-100	3-3	1/19	H	L	GSW	112-116	13-27	3/31	H	W	CLE	112-92	26-48
11/16	H	L	OKC	95-110	3-4	1/21	H	W	SAC	114-105	14-27	4/3	A	L	GSW	88-98	26-49
11/17	A	L	MIL	113-117	3-5	1/23	A	L	SAS	102-106	14-28	4/5	A	L	UTA	83-95	26-50
11/20	H	L	NYK	80-102	3-6	1/25	H	L	HOU	82-100	14-29	4/7	A	W	PHX	95-92	27-50
11/21	A	L	IND	107-115*	3-7	1/27	A	W	MEM	91-83	15-29	4/9	A	L	LAL	96-104	27-51
11/23	A	L	PHX	108-111*	3-8	1/29	A	L	LAL	106-11	15-30	4/10	A	L	SAC	110-121	27-52
11/25	A	L	DEN	84-102	3-9	1/30	A	L	UTA	99-104	15-31	4/12	H	L	LAC	93-96	27-53
11/26	A	W	LAC	105-98	4-9	2/1	A	L	DEN	98-113	15-32	4/14	H	L	DAL	89-107	27-54
11/28	H	L	UTA	84-96	4-10	2/2	A	L	MIN	86-115	15-33	4/17	A	L	DAL	87-99	27-55
12/1	H	L	OKC	79-100	4-11	2/6	H	W	PHX	93-84	16-33						
12/3	H	W	MIL	102-81	5-11	2/8	A	W	ATL	111-100	17-33						
12/5	H	L	LAL	103-87	5-12	2/10	A	L	TOR	89-102	17-34						
12/7	H	L	MEM	89-96	5-13	2/11	A	W	DET	105-86	18-34						
12/8	A	L	MIA	90-106	5-14	2/13	H	W	POR	99-63	19-34						
12/11	H	L	WAS	77-70	5-15	2/19	H	L	CHI	87-96	19-35						
12/12	A	L	OKC	88-92	5-16	2/20	A	L	CLE	100-105	19-36						
12/14	H	L	MIN	102-113	5-17	2/22	H	L	DAL	100-104	19-37						
12/16	A	L	POR	94-95	5-18	2/24	H	W	SAC	110-95	20-37						
12/18	A	L	GSW	96-103	5-19	2/26	H	L	BKN	97-101	20-38						
12/19	A	L	LAC	77-93	5-20	2/27	A	L	OKC	74-119	20-39						
12/21	A	L	SAS	94-99	5-21	3/1	H	W	DET	100-95	21-39						
12/22	H	L	IND	75-81	5-22	3/4	H	L	ORL	101-105	21-40						
12/26	A	W	ORL	97-94	6-22	3/6	H	L	LAL	102-108	21-41						
12/28	H	L	TOR	97-104*	6-23	3/9	A	L	MEM	85-96	21-42						
12/29	A	W	CHA	98-95	7-23	3/10	H	W	POR	98-96	22-42						
1/1	H	L	ATL	86-95	7-24	3/12	A	L	BKN	98-108	22-43						
1/2	A	L	HOU	92-104	7-25	3/15	A	L	WAS	87-96	22-44						
1/5	A	W	DAL	99-96*	8-25	3/17	A	L	MIN	95-97	22-45						
1/7	H	W	SAS	95-88	9-25	3/18	H	L	GSW	72-93	22-46						

* - overtime

2011-12 ROSTER & STATS

RECORD: 21-45
WEST: 14-34
EAST: 7-11
DIVISION: 3-11
HOME: 11-22
ROAD: 10-23
OVERTIME: 1-3

Head Coach: Monty Williams, Notre Dame

Lead Assistant Coach: Randy Ayers, Miami (Ohio)

Assistant Coaches: James Borrego, San Diego; Dave Hanners, North Carolina; Bryan Gates, Boise State;

Fred Vinson, Georgia Tech

Trainer: Jon Ishop, Texas

2011-12 FINAL STATISTICS

PLAYER	G	GS	MIN	FG	FGA	PCT	3FG	3FGA	PCT	FT	FTA	PCT	OFF	DEF	TOT	AST	PF	DQ	STL	TO	BLK	PTS	AVG
Eric Gordon	9	9	310	63	140	.450	10	40	.250	49	65	.754	2	23	25	31	20	0	13	24	4	185	20.6
Jarrett Jack	45	39	1530	266	583	.456	39	112	.348	129	148	.872	23	153	176	285	93	0	31	106	9	700	15.6
Chris Kaman	47	33	1372	266	597	.446	0	0	--	84	107	.785	89	275	364	101	106	0	25	129	77	616	13.1
Carl Landry	41	8	999	182	362	.503	0	3	.000	147	184	.799	78	136	214	38	89	0	13	64	12	511	12.5
Marco Bellinelli	66	55	1966	286	686	.417	107	284	.377	101	129	.783	19	153	172	101	115	1	48	69	5	780	11.8
Trevor Ariza	41	41	1350	168	403	.417	29	87	.333	79	102	.775	41	174	215	135	73	0	69	76	25	444	10.8
Jason Smith	40	29	947	181	348	.520	1	9	.111	33	47	.702	72	124	196	34	102	0	21	40	41	396	9.9
Emeka Okafor	27	27	781	114	214	.533	0	0	--	38	74	.514	70	143	213	24	73	0	16	37	26	266	9.9
Greivis Vasquez	66	26	1706	225	523	.430	43	135	.319	96	117	.821	23	150	173	359	126	1	60	148	8	589	8.9
Jerome Dyson	9	1	180	19	48	.396	1	8	.125	28	36	.778	2	17	19	18	19	0	11	20	2	67	7.4
Al-Farouq Aminu	66	21	1477	150	365	.411	13	47	.277	86	114	.754	95	213	308	66	136	1	59	91	34	399	6.0
Gustavo Ayon	54	24	1088	140	261	.536	0	1	.000	39	63	.619	86	179	265	74	118	2	53	46	46	319	5.9
Xavier Henry (NO)	45	0	759	90	228	.395	7	17	.412	52	85	.612	24	82	106	35	59	0	26	35	8	239	5.3
Darryl Watkins	5	0	98	7	14	.500	0	0	--	9	18	.500	8	19	27	3	14	0	5	8	4	23	4.6
Daluan Summers	15	6	209	28	65	.431	5	16	.313	7	9	.778	8	15	23	10	31	1	7	8	0	68	4.5
Donald Sloan	3	0	41	5	14	.357	0	2	.000	2	4	.500	2	1	3	8	2	0	2	5	0	12	4.0
Lance Thomas	42	10	630	57	126	.452	0	1	.000	52	62	.839	49	77	126	12	78	0	10	24	7	166	4.0
Salomon Jones(NO)	11	1	196	23	53	.434	0	0	--	15	18	.833	21	20	41	7	31	1	5	13	6	61	5.5
Carlisle Johnson	15	0	119	11	35	.314	4	15	.267	1	3	.333	1	8	9	22	11	0	8	7	0	27	1.8
Chris Johnson (NO)	7	0	82	9	18	.500	0	0	--	5	7	.714	7	15	22	1	13	0	5	8	1	23	3.3
Trey Johnson	11	0	61	8	14	.571	0	0	--	5	5	1.000	3	9	12	4	10	0	1	5	0	21	1.9
Jeff Foote	4	0	39	2	6	.333	0	0	--	0	0	--	1	5	6	0	5	0	0	2	1	4	1.0
NEW ORLEANS	66	--	15940	2300	5103	.451	259	777	.333	1057	1397	.757	724	1991	2715	1368	1324	7	488	1024	316	5916	89.6
OPPONENTS	66	--	15940	2305	5188	.444	425	1342	.317	1129	1487	.759	731	1910	2641	1379	1235	4	523	915	380	6164	93.4

GAME-BY-GAME

Date	H/A	W/L	Opp	NOH/Opp	Record	Date	H/A	W/L	Opp	NOH/Opp	Record
12/26	A	W	PHO	85-84	1-0	2/29	H	L	TOR	84-95	8-28
12/28	H	W	BOS	97-78	2-0	3/2	H	W	DAL	97-92	9-28
12/30	H	L	PHO	78-93	2-1	3/3	H	L	IND	84-102	9-29
1/1	A	L	SAC	80-96	2-2	3/5	A	L	POR	74-86	9-30
1/2	A	L	UTA	90-94	2-3	3/7	A	L	SAC	98-99	9-31
1/4	H	L	PHI	93-101	2-4	3/9	A	L	DEN	97-110	9-32
1/6	H	L	DEN	88-96	2-5	3/10	A	W	MIN	95-89	10-32
1/7	A	L	DAL	81-96	2-6	3/12	H	L	CHA	71-73	10-33
1/9	A	W	DEN	94-81	3-7	3/14	H	L	LAL	101-107*	10-34
1/11	H	L	OKC	85-95	3-8	3/15	H	L	WAS	89-99	10-35
1/13	H	L	MIN	80-87	3-9	3/17	A	W	NUN	102-94	11-35
1/14	A	L	MEM	99-108	3-10	3/21	H	L	GSW	92-101	11-36
1/16	H	L	POR	77-84	3-11	3/22	H	W	LAC	97-90	12-36
1/18	H	L	MEM	87-93	3-12	3/24	H	L	SAS	86-89	12-37
1/19	A	L	HOU	88-90*	3-13	3/26	A	L	LAC	85-97	12-38
1/21	H	L	DAL	81-83	3-14	3/28	A	W	GSW	102-87	13-38
1/23	H	L	SAS	102-104	3-15	3/29	A	L	POR	93-99	13-39
1/25	A	L	OKC	91-101	3-16	3/31	A	L	LAL	85-88	13-40
1/27	H	W	ORL	93-67	4-16	4/1	A	L	PHO	75-92	13-41
1/29	H	L	ATL	72-94	4-17	4/4	H	W	DEN	94-92	14-41
1/30	A	L	MIA	95-109	4-18	4/6	A	L	SAS	103-128	14-42
2/1	H	L	PHO	103-120	4-19	4/7	H	W	MIN	99-90	15-42
2/2	A	L	SAS	81-93	4-20	4/9	H	L	LAL	91-93	15-43
2/4	A	L	DET	87-89	4-21	4/11	H	W	SAC	105-96	16-43
2/6	H	L	SAC	92-100	4-22	4/13	H	W	UTA	96-85	17-43
2/8	H	L	CHI	67-90	4-23	4/15	H	W	MEM	88-75	18-43
2/10	H	L	POR	86-94	4-24	4/16	A	W	CHA	75-67	19-43
2/13	H	W	UTA	86-80	5-24	4/19	H	W	HOU	105-99*	20-43
2/15	A	W	MIL	92-89	6-24	4/22	A	L	LAC	98-107	20-44
2/17	A	W	NYK	89-85	7-24	4/24	A	W	GSW	83-81	21-44
2/20	A	L	OKC	93-101	7-25	4/26	A	L	HOU	77-84	21-45
2/21	A	L	IND	108-117*	7-26						
2/22	A	W	CLE	89-84	8-26						
2/28	A	L	CHI	95-99	8-27						

* - overtime

OWNERSHIP

ADMINISTRATION

BASKETBALL OPERATIONS

PLAYERS

2016-17

TEAM HISTORY

RECORDS

OPPONENTS

MEDIA

MISCELLANEOUS

2010-11 ROSTER & STATS

RECORD: 46-36
WEST: 27-25
EAST: 19-11
DIVISION: 9-7

HOME: 28-13
ROAD: 18-23
OVERTIME: 4-2

Head Coach: Monty Williams, Notre Dame
Lead Assistant Coach: Michael Malone, Loyola (MD)
Assistant Coaches: Randy Ayers, Miami (Ohio); James Borrego, San Diego; Bryan Gates, Boise State;
Fred Vinson, Georgia Tech
Trainer: Jon Ishop, Texas

2010-11 FINAL STATISTICS

PLAYER	G	GS	MIN	FG	FGA	PCT	3FG	3FGA	PCT	FT	FTA	PCT	OFF	DEF	TOT	AST	PF	DQ	STL	TO	BLK	PTS	AVG
David West	70	70	2451	528	1040	.508	2	9	.222	264	327	.807	155	374	529	164	202	1	67	142	62	1322	18.9
Chris Paul	80	80	2880	430	928	.463	71	183	.388	337	384	.878	38	289	327	782	196	0	188	177	5	1268	15.8
Carl Landry (NO)	23	10	602	107	203	.527	0	1	.000	58	73	.795	38	56	94	13	71	1	10	27	12	272	11.8
Trevor Ariza	75	75	2600	303	762	.398	82	271	.303	138	197	.701	61	347	408	162	180	0	120	118	31	826	11.0
Marco Belinelli	80	69	1957	302	691	.437	134	324	.414	98	125	.784	17	134	151	92	146	0	38	77	6	836	10.4
Emeka Okafor	72	72	2287	300	524	.573	0	1	.000	145	258	.562	230	454	684	42	230	4	40	119	127	745	10.3
Willie Green	77	13	1674	270	609	.443	54	155	.348	78	100	.780	22	139	161	74	143	0	36	67	13	672	8.7
Jarrett Jack (NO)	70	2	1375	212	515	.412	29	84	.345	142	168	.845	14	117	131	183	77	0	40	76	6	595	8.5
Marcus Thornton	46	0	745	137	334	.410	35	93	.376	50	66	.758	25	106	131	43	50	0	19	37	4	359	7.8
Peja Stojakovic	6	0	89	14	33	.424	11	25	.440	6	7	.875	0	6	6	6	2	0	2	4	0	45	7.5
Jerryd Bayless	11	0	149	17	49	.347	3	14	.214	13	17	.765	2	13	15	28	16	0	2	17	1	50	4.5
Jason Smith	77	6	1102	136	307	.443	0	2	.000	59	70	.843	89	152	241	36	150	0	26	53	32	331	4.3
Aaron Gray	41	6	531	56	99	.566	0	0	--	17	34	.500	59	112	171	16	96	2	11	32	12	129	3.1
Quincy Pondexter	66	6	734	73	180	.406	18	50	.360	24	34	.706	23	65	88	28	63	0	17	16	10	188	2.8
David Andersen (NO)	29	0	223	33	74	.446	5	13	.385	7	15	.467	12	38	50	6	29	0	2	14	6	78	2.7
Didier Ilunga-Mbenga	41	0	330	23	49	.469	0	0	--	13	18	.722	35	51	86	6	52	0	6	21	27	59	1.4
Sasha Pavlovic	4	1	50	2	11	.182	0	5	.000	0	0	--	0	6	6	4	0	0	1	4	4	10	1.0
Patrick Ewing Jr.	7	0	19	0	5	.000	0	2	.000	3	4	.750	1	1	2	1	0	0	1	1	3	0.4	0.4
Pops Mensah-Bonsu	7	0	35	1	3	.333	0	0	--	0	0	--	3	8	11	2	11	0	0	2	0	2	0.3
NEW ORLEANS	82	--	19830	2944	6416	.459	444	1232	.360	1452	1897	.765	824	2468	3914	1691	1719	8	624	1069	359	7784	94.0
OPPONENTS	82	--	19830	2882	6306	.457	557	1562	.357	1390	1805	.770	769	2457	3842	1739	1674	5	497	1192	396	7711	94.0

GAME-BY-GAME

Date	H/A	W/L	Opp	NOH/Opp	Record	Date	H/A	W/L	Opp	NOH/Opp	Record	Date	H/A	W/L	Opp	NOH/Opp	Record
10/27	H	W	MIL	95-91	1-0	1/3	H	W	PHI	84-77	21-4	3/14	H	L	DEN	103-114	39-30
10/29	H	W	DEN	101-95	2-0	1/5	H	L	GSW	103-110	21-5	3/16	H	W	PHO	100-95	40-30
10/30	A	W	SAS	99-90	3-0	1/7	A	L	LAC	101-97	21-6	3/19	H	L	BOS	85-89	40-31
11/3	A	W	HOU	107-99	4-0	1/9	A	W	DEN	96-87	22-16	3/24	A	W	UTH	121-117*	41-31
11/05	H	W	MIA	96-93	5-0	1/12	H	W	ORL	92-89	23-16	3/25	A	W	PHO	106-100	42-31
11/6	A	W	MIL	87-81	6-0	1/14	A	W	HOU	110-105*	24-16	3/27	A	L	LAL	84-102	42-32
11/9	H	W	LAC	101-82	7-0	1/15	A	W	CHA	88-81	25-16	3/30	H	W	POR	95-91	43-32
11/13	H	W	POR	107-87	8-0	1/17	H	W	TOR	85-81	26-16	4/1	H	L	MEM	81-93	43-33
11/15	A	L	DAL	95-98	8-1	1/19	H	W	MEM	103-102*	27-16	4/3	H	W	IND	108-96	44-33
11/17	H	W	DAL	99-97	9-1	1/21	A	W	ATL	100-59*	28-16	4/6	H	W	HOU	101-93	45-33
11/19	H	W	CLE	108-101	10-1	1/22	H	W	SAS	96-72	29-16	4/8	H	W	PHO	109-97	46-33
11/21	A	W	SAC	75-71	11-1	1/24	H	W	OKC	91-89	30-16	4/10	A	L	MEM	89-111	46-34
11/22	A	L	LAC	99-95	11-2	1/26	A	W	GSW	112-103	31-16	4/11	H	L	UTH	78-90	46-35
11/24	A	L	UTA	87-105	11-3	1/29	A	L	SAC	96-102	31-17	4/13	A	L	DAL	89-121	46-36
11/26	A	W	POR	97-78	12-3	1/30	A	L	PHO	102-104	31-18						
11/28	H	L	SAS	95-109	12-4	2/1	H	W	WAS	97-89	32-18						
11/29	A	L	OKC	89-95	12-5	2/2	A	L	OKC	93-104	32-19						
12/1	H	W	CHA	89-73	13-5	2/5	H	L	LAL	95-101	32-20						
12/3	H	L	NYK	92-100	13-6	2/7	H	L	MIN	92-104	32-21						
12/5	A	L	SAS	84-109	13-7	2/9	A	L	NJN	101-103*	32-22						
12/8	H	W	DET	93-74	14-7	2/11	A	W	ORL	99-93	33-22						
12/10	H	L	OKC	92-97	14-8	2/12	H	L	CHI	88-97	33-23						
12/12	A	L	PHI	70-88	14-9	2/15	A	L	GSW	89-102	33-24						
12/13	A	L	MIA	96-84	14-10	2/16	A	L	POR	96-103	33-25						
12/15	H	W	SAC	94-91	15-10	2/23	H	W	LAC	98-87	34-25						
12/17	H	W	UTH	100-71	16-10	2/25	A	W	MIN	95-81	35-25						
12/19	A	L	DET	108-111	16-11	2/27	H	L	HOU	89-91	35-26						
12/20	A	L	IND	93-94	16-12	3/1	A	L	TOR	90-96	35-27						
12/22	H	W	NJN	105-91	17-12	3/2	A	L	NYK	88-107	35-28						
12/26	H	W	ATL	93-86	18-12	3/4	A	W	MEM	98-91	36-28						
12/27	A	L	MIN	98-113	18-13	3/6	A	W	CLE	96-81	37-28						
12/29	H	L	LAL	88-103*	18-14	3/7	A	L	CHI	77-85	37-29						
12/31	A	W	BOS	83-81	19-14	3/9	H	W	DAL	93-92	38-29						
1/1	A	W	WAS	92-81	20-14	3/12	H	W	SAC	115-103	39-29						

* - overtime

2009-10 ROSTER & STATS

RECORD: 37-45

WEST: 26-26

EAST: 11-19

DIVISION: 7-9

HOME: 24-17

ROAD: 13-28

OVERTIME: 3-3

Head Coach: Jeff Bower, St. Francis College (PA)

Assistant Coaches: Paul Pressey, Tulsa; Charlie Parker, Findlay (Ohio); Rob Werdann, St. John's;

Robert Pack, Southern California

Trainer: Terry Kofler, Xavier

2009-10 FINAL STATISTICS

PLAYER	G	GS	MIN	FG	FGA	PCT	3FG	3FGA	PCT	FT	FTA	PCT	OFF	DEF	TOT	AST	PF	DQ	STL	TO	BLK	PTS	AVG
David West	81	81	2949	619	1226	.505	7	27	.259	296	342	.865	164	441	605	239	233	0	76	173	60	1541	19.0
Chris Paul	45	45	1712	314	637	.493	52	127	.409	161	190	.847	20	171	191	480	118	2	96	112	8	841	18.7
Marcus Thornton	73	17	1872	398	883	.451	117	313	.374	144	177	.814	72	139	211	114	127	0	58	76	11	1057	14.5
Peja Stojakovic	62	55	1947	278	688	.404	132	352	.375	96	107	.897	39	188	227	92	83	0	48	56	5	784	12.6
Darren Collison	76	37	2109	376	789	.477	46	115	.400	148	174	.851	41	151	192	432	92	0	78	202	4	946	12.4
Emeka Okafor	82	82	2370	348	656	.530	0	0	--	154	274	.562	251	491	742	55	218	1	54	111	127	850	10.4
Devin Brown	39	37	967	128	325	.394	54	147	.367	69	86	.802	27	82	109	58	62	0	30	57	5	379	9.7
Darius Songaila	75	1	1410	241	488	.494	1	6	.167	60	74	.811	59	173	232	70	206	1	62	81	14	543	7.2
Morris Peterson	46	39	973	116	301	.385	62	171	.363	33	54	.611	17	109	126	41	81	0	25	27	5	327	7.1
Bobby Brown	22	0	328	60	152	.395	17	66	.258	8	8	1.000	1	17	18	46	28	0	9	24	1	145	6.6
James Posey	77	2	1731	126	345	.365	81	242	.335	66	80	.825	32	297	329	117	204	1	42	51	19	399	5.2
Julian Wright	68	14	871	116	232	.500	2	6	.333	25	41	.610	58	86	144	41	45	0	29	44	18	259	3.8
Aaron Gray (NO)	24	0	261	34	61	.557	0	0	--	18	21	.857	40	50	90	20	44	0	9	17	11	86	3.6
Hilton Armstrong	18	0	239	19	50	.380	0	0	--	13	28	.464	17	44	61	16	44	1	8	13	8	51	2.8
Sean Marks	14	0	75	4	8	.500	0	0	--	2	5	.400	14	9	23	2	17	0	0	2	3	10	0.7
Jason Hart (NO)	4	0	17	1	1	1.000	0	0	--	0	0	--	0	2	2	5	4	0	1	3	1	2	0.5
NEW ORLEANS	82	--	19630	3178	6842	.464	571	1572	.363	1293	1661	.778	852	2450	3302	1828	1606	6	625	1103	300	8220	100.2
OPPONENTS	82	--	19630	3250	6730	.483	539	1517	.355	1383	1841	.751	870	2586	3456	1925	1597	10	574	1177	367	8422	102.7

GAME-BY-GAME

Date	H/A	W/L	Opp	NOH/Opp	Record
10/28	A	L	SAS	96-113	0-1
10/30	H	W	SAC	97-92	1-1
11/1	A	L	BOS	87-97	1-2
11/2	A	L	NYK	111-117	1-3
11/4	H	W	DAL	114-107*	2-3
11/6	H	L	TOR	90-107	2-4
11/8	A	L	LAL	88-104	2-5
11/9	A	W	LAC	112-84	3-5
11/11	A	L	PHO	104-124	3-6
11/13	H	L	POR	78-86	3-7
11/14	A	L	ATL	98-121	3-8
11/17	H	W	LAC	110-102	4-8
11/19	H	W	PHO	110-103	5-8
11/21	H	W	ATL	96-88	6-8
11/22	A	L	MIA	101-102	6-9
11/25	H	W	MIL	102-99*	7-9
11/29	A	L	SAC	96-112	7-10
12/1	A	L	LAL	99-110	7-11
12/4	H	W	MIN	98-89	8-11
12/8	H	W	SAC	96-94	9-11
12/9	A	W	MIN	97-96	10-11
12/11	H	L	NYK	96-113	10-12
12/14	A	L	DAL	90-94	10-13
12/16	H	W	DET	95-87	11-13
12/18	H	W	DEN	98-92	12-13
12/20	A	L	TOR	92-98	12-14
12/23	H	W	GSW	108-102	13-14
12/26	A	L	CHI	85-96	13-15
12/29	A	L	HOU	100-108	13-16
12/30	H	W	MIA	95-91	14-16
1/2	H	W	HOU	99-95	15-16
1/4	A	W	UTA	91-87	16-16
1/6	A	W	OKC	97-92	17-16
1/8	H	W	NIN	103-99	18-16

Date	H/A	W/L	Opp	NOH/Opp	Record
1/10	A	W	WAS	115-110	19-16
1/11	A	L	PHI	92-96	19-17
1/13	H	W	LAC	108-94	20-17
1/15	A	L	DET	104-110*	20-18
1/16	A	W	IND	101-96	21-18
1/18	H	L	SAS	90-97	21-19
1/20	H	W	MEM	113-111	22-19
1/22	A	W	MIN	96-94	23-19
1/23	A	L	DEN	110-116*	23-20
1/25	A	W	POR	98-97	24-20
1/27	A	W	GSW	123-110	25-20
1/29	H	L	CHI	106-108*	25-21
1/30	A	W	MEM	109-102*	26-21
2/1	H	L	PHO	100-109	26-22
2/3	H	L	OKC	99-103	26-23
2/5	H	L	PHI	94-101	26-24
2/6	A	W	CHA	104-99	27-24
2/8	A	L	ORL	117-123	27-25
2/10	H	W	BOS	93-85	28-25
2/17	H	L	UTA	90-98	28-26
2/19	H	W	IND	107-101	29-26
2/21	H	W	HOU	102-94	30-26
2/23	A	L	CLE	95-105	30-27
2/24	A	L	MIL	95-115	30-28
2/26	H	W	ORL	100-93	31-28
2/28	A	L	DAL	100-108	31-29
3/1	H	L	SAS	92-106	31-30
3/3	H	L	MEM	100-104	31-31
3/5	A	L	SAS	91-102	31-32
3/8	H	W	GSW	135-131	32-32
3/10	A	L	OKC	83-98	32-33
3/12	H	L	DEN	95-102	32-34
3/14	A	L	PHO	106-120	32-35
3/15	A	W	LAC	108-100	33-35

Date	H/A	W/L	Opp	NOH/Opp	Record
3/17	A	L	GSW	121-131	33-36
3/18	A	L	DEN	80-93	33-37
3/20	A	L	UTA	86-106	33-38
3/22	H	W	DAL	115-99	34-38
3/24	H	L	CLE	92-105	34-39
3/27	H	L	POR	101-112	34-40
3/29	H	W	LAL	108-100	35-40
3/31	H	L	WAS	91-96	35-41
4/2	A	L	MEM	96-107	35-42
4/3	A	L	NJN	87-115	35-43
4/7	H	L	CHA	103-104	35-44
4/9	H	L	UTA	103-114	35-45
4/11	H	W	MIN	114-86	36-45
4/14	A	W	HOU	123-115	37-45

* - overtime

2008-09 ROSTER & STATS

RECORD: 49-33
WEST: 30-22
EAST: 19-11
DIVISION: 9-7

HOME: 28-13
ROAD: 21-20
OVERTIME: 1-2

Head Coach: Byron Scott, Arizona State
Assistant Coaches: Kenny Gattison, Old Dominion; Paul Pressey, Tulsa; Charlie Parker, Findlay
Trainer: Terry Kofler, Xavier

2008-09 FINAL STATISTICS

PLAYER	G	GS	MIN	FG	FGA	PCT	3FG	3FGA	PCT	FT	FTA	PCT	OFF	DEF	TOT	AST	PF	DQ	STL	TO	BLK	PTS	AVG
Chris Paul	78	78	3002	631	1255	.503	64	176	.364	455	524	.868	69	363	432	861	212	1	216	231	10	1781	22.8
David West	76	76	2982	610	1292	.472	6	25	.240	367	415	.884	160	486	646	173	207	1	49	163	68	1593	21.0
Peja Stojakovic	61	59	2089	287	719	.399	145	384	.378	93	104	.894	44	220	264	75	101	1	52	51	3	812	13.3
Rasual Butler	82	74	2614	348	803	.433	140	359	.390	86	110	.782	49	222	271	75	159	1	51	59	61	922	11.2
James Posey	75	0	2140	216	524	.412	116	314	.369	120	146	.822	38	324	362	82	216	1	58	79	21	668	8.9
Tyson Chandler	45	45	1445	160	283	.565	0	0	--	77	133	.579	163	230	393	22	144	2	15	70	56	397	8.8
Devin Brown	63	5	869	111	313	.355	28	97	.289	78	100	.780	31	88	119	54	81	1	32	54	5	328	5.2
Hilton Armstrong	70	29	1092	138	246	.561	0	2	.000	62	98	.633	81	114	195	29	181	1	26	80	45	338	4.8
Morris Peterson	43	9	515	73	183	.399	33	85	.388	12	19	.632	13	71	84	16	51	0	15	15	2	191	4.4
Julian Wright	54	19	772	109	234	.466	2	21	.095	17	30	.567	46	106	152	43	49	0	35	43	19	237	4.4
Antonio Daniels (NO)	61	4	733	81	191	.424	17	49	.347	55	67	.821	5	50	55	130	41	0	19	49	1	234	3.8
Sean Marks	60	5	838	80	165	.485	2	10	.200	30	44	.682	62	125	187	14	121	0	7	35	33	192	3.2
Melvin Ely	31	4	373	37	95	.389	0	0	--	23	36	.639	30	34	64	18	58	0	2	23	9	97	3.1
Ryan Bowen	21	3	219	22	38	.579	0	0	--	3	5	.600	10	14	24	9	37	0	14	5	5	47	2.2
NEW ORLEANS	82	--	19755	2911	6366	.457	556	1526	.364	1479	1833	.807	802	2453	3255	1609	1665	9	593	1029	338	7857	95.8
OPPONENTS	82	--	19755	2851	6329	.450	575	1625	.354	1453	1879	.773	822	2459	3281	1649	1675	9	476	1089	290	7730	94.3

GAME-BY-GAME

Date	H/A	W/L	Opp	NOH/Opp	Record
10/29	A	W	GSW	108-103	1-0
10/30	A	W	PHO	108-95	2-0
11/1	H	W	CLE	104-92	3-0
11/5	H	L	ATL	79-87	3-1
11/7	A	L	CHA	89-92	3-2
11/8	H	W	MIA	100-89	4-2
11/12	H	L	LAL	86-93	4-3
11/14	H	W	POR	88-82	5-3
11/15	A	L	HOU	86-91	5-4
11/19	H	L	SAC	96-105	5-5
11/21	A	W	OKC	105-80	6-5
11/22	H	W	OKC	109-97	7-5
11/24	A	W	LAC	99-87	8-5
11/27	A	W	DEN	105-101	9-5
11/28	A	L	POR	86-101	9-6
12/3	H	W	PHO	104-91	10-6
12/6	H	W	MEM	106-87	11-6
12/10	H	W	CHA	105-89	12-6
12/12	A	L	BOS	82-94	12-7
12/14	A	W	TOR	99-91	13-7
12/16	A	W	MEM	91-84	14-7
12/17	H	W	SAS	90-83	15-7
12/20	H	w	SAC	99-90	16-7
12/23	H	L	LAL	87-100	16-8
12/25	A	L	ORL	68-88	16-9
12/26	H	W	HOU	88-79	17-9
12/28	A	W	IND	105-103	18-9
12/30	H	W	WAS	97-85	19-9
1/2	A	W	POR	92-77	20-9
1/3	A	L	DEN	100-105	20-10
1/6	A	W	LAL	116-105	21-10
1/7	A	L	UTA	90-116	21-11
1/9	H	W	LAC	107-80	22-11
1/12	H	L	NYK	95-101	22-12

Date	H/A	W/L	Opp	NOH/Opp	Record
1/14	A	W	DAL	104-97	23-12
1/16	A	L	CLE	78-92	23-13
1/17	A	W	DET	91-85	24-13
1/19	H	W	IND	103-100	25-13
1/21	H	W	NUN	102-92	26-13
1/23	A	L	MIN	108-116	26-14
1/26	H	W	PHI	101-86	27-14
1/28	H	W	DEN	94-81	28-14
1/30	H	L	GSW	87-91	28-15
1/31	A	L	SAS	93-106	28-16
2/2	H	L	POR	89-97	28-17
2/4	H	L	CHI	93-107	28-18
2/6	H	W	TOR	101-92	29-18
2/8	H	W	MIN	101-97	30-18
2/9	A	L	MEM	80-85	30-19
2/11	H	L	BOS	77-89	30-20
2/17	A	W	OKC	100-98	31-20
2/18	H	W	ORL	117-85	32-20
2/20	A	L	LAL	111-115*	32-21
2/21	A	L	UTA	88-102	32-22
2/23	A	W	SAC	112-105	33-22
2/25	H	W	DET	90-87	34-22
2/27	H	W	MIL	95-94	35-22
3/1	A	W	NUN	99-96	36-22
3/2	A	W	PHI	98-91	37-22
3/5	H	W	DAL	104-88	38-22
3/7	H	W	OKC	108-90	39-22
3/9	A	L	ATL	79-89	39-23
3/11	A	W	WAS	109-98	40-23
3/13	A	W	MIL	95-86	41-23
3/14	A	L	CHI	79-97	41-24
3/16	H	L	HOU	84-95	41-25
3/18	H	W	MIN	94-93	42-25
3/20	H	W	MEM	96-84	43-25

Date	H/A	W/L	Opp	NOH/Opp	Record
3/22	H	W	GSW	99-89	44-25
3/25	H	L	DEN	88-101	44-26
3/27	A	L	NYK	93-101	44-27
3/29	H	W	SAS	90-86	45-27
3/31	A	W	SAC	111-110	46-27
4/1	A	W	LAC	104-98	47-27
4/3	A	L	GSW	103-111	47-28
4/5	H	L	UTA	94-108	47-29
4/7	A	W	MIA	93-87*	48-29
4/8	H	L	PHO	100-105	48-30
4/10	A	L	DAL	92-100	48-31
4/12	H	W	DAL	102-92	49-31
4/13	A	L	HOU	66-86	49-32
4/15	A	L	SAS	98-105	49-33

* - overtime

2007-08 ROSTER & STATS

RECORD: 56-26
WEST: 34-18
EAST: 22-8
DIVISION: 10-6

HOME: 30-11
ROAD: 26-15
OVERTIME: 4-0

Head Coach: Byron Scott, Arizona State

Assistant Coaches: Darrell Walker, Arkansas; Kenny Gattison, Old Dominion; Paul Pressey, Tulsa; Charlie Parker, Findlay

Trainer: Terry Kofler, Xavier

2007-08 FINAL STATISTICS

PLAYER	G	GS	MIN	FG	FGA	PCT	3FG	3FGA	PCT	FT	FTA	PCT	OFF	DEF	TOT	AST	PF	DQ	STL	TO	BLK	PTS	AVG
Chris Paul	80	80	3006	630	1291	.488	92	249	.369	332	390	.851	62	259	321	925	185	0	217	201	4	1684	21.1
Chris West	76	76	2870	629	1305	.482	6	25	.240	300	353	.850	180	495	675	177	208	0	62	165	99	1564	20.6
Peja Stojakovic	77	77	2711	451	1026	.440	231	524	.441	130	140	.929	64	267	331	96	127	0	57	61	10	1263	16.4
Tyson Chandler	79	79	2783	377	605	.623	0	1	.000	175	295	.593	322	606	928	81	243	4	45	136	84	929	11.8
Bonzi Wells (NO)	22	0	438	77	157	.490	4	12	.333	35	53	.660	21	50	71	17	44	0	24	27	8	193	8.8
Jannero Pargo	80	5	1497	254	652	.390	65	186	.349	71	81	.877	26	104	130	192	123	0	50	93	5	644	8.1
Morris Peterson	76	76	1796	215	516	.417	113	287	.394	65	85	.765	36	170	206	67	125	0	47	41	7	608	8.0
Bobby Jackson	46	0	891	116	296	.392	53	144	.368	40	49	.819	23	87	110	76	59	0	32	31	3	325	7.1
Mike James (NO)	21	0	183	22	64	.344	7	23	.304	6	6	1.000	3	14	17	6	12	0	4	7	0	57	2.7
Rasual Butler	51	8	875	91	260	.350	44	133	.331	26	31	.839	16	84	100	36	66	1	15	10	21	252	4.9
Julian Wright	57	1	640	90	169	.533	10	24	.417	33	52	.635	33	84	117	40	43	0	29	34	12	223	3.9
Melvin Ely	52	1	621	85	180	.472	0	0	--	32	58	.552	28	117	145	22	79	0	7	42	18	202	3.9
Hilton Armstrong	65	3	732	67	148	.453	0	0	--	44	70	.629	65	98	163	23	130	1	15	59	34	178	2.7
Marcus Vinicius	13	0	69	9	20	.450	5	12	.417	5	11	.455	1	7	8	2	4	0	1	3	1	28	2.2
Ryan Bowen	53	4	660	49	100	.490	0	1	.000	16	29	.552	55	45	100	25	77	0	32	15	11	114	2.2
Chris Andersen	5	0	34	2	7	.286	0	0	--	2	4	.500	2	7	9	0	6	0	0	1	4	6	1.2
NEW ORLEANS	82	--	19805	3164	6796	.466	630	1621	.389	1312	1707	.769	937	2494	3431	1785	1531	6	637	974	321	8270	100.9
OPPONENTS	82	--	19805	3038	6604	.460	544	1552	.351	1217	1579	.771	815	2533	3348	1779	1573	9	470	1136	331	7837	95.6

GAME-BY-GAME

Date	H/A	W/L	Opp	NOK/Opp	Record
10/31	H	W	SAC	104-90	1-0
11/2	H	W	POR	113-93	2-0
11/4	A	W	DEN	93-88	3-0
11/6	A	W	LAL	118-104	4-0
11/7	A	L	POR	90-93	4-1
11/9	H	L	SAS	85-97	4-2
11/11	A	W	PHI	93-72	5-2
11/12	A	W	NIN	84-82	6-2
11/14	H	W	PHI	95-76	7-2
11/16	A	W	MEM	120-118*	8-2
11/17	A	W	MIN	100-82	9-2
11/19	H	L	ORL	88-95	9-3
11/21	H	L	IND	93-105	9-4
11/23	A	L	UTA	71-99	9-5
11/24	A	W	LAC	98-89	10-5
11/26	H	L	MIN	94-103	10-6
11/30	A	W	ATL	92-86	11-6
12/1	H	W	DAL	112-108*	12-6
12/5	H	L	DET	76-91	12-7
12/7	H	W	MEM	118-116*	13-7
12/9	H	W	SEA	91-88	14-7
12/12	A	L	DEN	99-105	14-8
12/14	A	L	DAL	80-89	14-9
12/15	H	W	PHO	101-98	15-9
12/17	A	L	POR	76-88	15-10
12/19	A	W	SEA	107-93	16-10
12/22	H	W	MIN	110-76	17-10
12/26	A	W	MEM	116-98	18-10
12/28	A	W	CHA	99-85	19-10
12/29	H	W	CLE	86-76	20-10
12/31	H	L	TOR	92-97	20-11
1/2	A	W	LAC	95-81	21-11
1/4	A	W	GSW	116-104	22-11
1/5	A	W	PHO	118-113	23-11

Date	H/A	W/L	Opp	NOK/Opp	Record
1/9	A	L	LAL	80-109	23-12
1/11	H	W	MIA	114-88	24-12
1/13	A	W	HOU	87-82	25-12
1/16	H	W	SEA	123-92	26-12
1/18	H	W	CHA	112-84	27-12
1/21	H	W	MIL	106-92	28-12
1/23	H	W	POR	96-81	29-12
1/25	H	W	LAC	111-92	30-12
1/26	A	W	SAS	102-78	31-12
1/28	H	W	DEN	117-9	32-12
1/30	H	L	GSW	103-116	32-13
2/1	A	L	SAC	103-112	32-14
2/4	A	L	UTA	88-110	32-15
2/6	A	W	PHO	132-130**	33-15
2/9	H	W	MEM	112-99	34-15
2/12	A	W	CHI	100-86	35-15
2/13	A	W	MIL	111-107	36-15
2/20	H	W	DAL	104-93	37-15
2/22	H	L	HOU	80-100	37-16
2/23	A	L	SAS	89-98	37-17
2/25	H	L	WAS	92-95	37-18
2/27	H	W	PHO	120-103	38-18
2/29	H	W	UTA	110-98	39-18
3/2	A	L	WAS	84-101	39-19
3/3	A	W	NYK	100-88	40-19
3/5	H	W	ATL	116-101	41-19
3/7	H	W	NIN	107-96	42-19
3/8	A	L	HOU	96-106	42-20
3/12	H	W	SAS	100-75	43-20
3/14	H	W	LAL	108-98	44-20
3/16	A	L	DET	84-105	44-21
3/17	H	W	CHI	108-97	45-21
3/19	H	W	HOU	90-69	46-21
3/22	H	W	BOS	113-106	47-21

Date	H/A	W/L	Opp	NOK/Opp	Record
3/25	A	W	IND	114-106	48-21
3/26	A	W	CLE	100-99	49-21
3/28	A	L	BOS	92-112	49-22
3/30	A	W	TOR	118-111	50-22
4/1	A	W	ORL	98-97	51-22
4/2	A	W	MIA	106-77	52-22
4/4	H	W	NYK	118-110	53-22
4/6	H	W	GSW	108-96	54-22
4/8	H	L	UTA	66-77	54-23
4/9	A	W	MIN	122-90	55-23
4/11	A	L	LAL	104-107	55-24
4/12	A	L	SAC	91-94	55-25
4/15	H	W	LAC	114-92	56-25
4/16	A	L	DAL	98-111	56-26

* - overtime

2006-07 ROSTER & STATS

RECORD: 39-43
WEST: 23-29
EAST: 16-14
DIVISION: 6-10

HOME: 24-17
ROAD: 15-26
OVERTIME: 7-0

Head Coach: Byron Scott, Arizona State
Assistant Coaches: Darrell Walker, Arkansas; Kenny Gattison, Old Dominion; David Miller, Springfield College
Trainer: Terry Kofler, Xavier

2006-07 FINAL STATISTICS

PLAYER	G	GS	MIN	FG	FGA	PCT	3FG	3FGA	PCT	FT	FTA	PCT	OFF	DEF	TOT	AST	PF	DQ	STL	TO	BLK	PTS	AVG
David West	52	52	1900	377	792	.476	8	25	.320	187	227	.824	126	298	424	114	143	2	42	98	38	949	18.3
Peja Stojakovic	13	13	425	83	196	.423	34	84	.405	31	38	.816	11	43	54	11	29	0	8	19	4	231	17.8
Chris Paul	64	64	2353	381	871	.437	50	143	.350	292	357	.818	54	226	280	569	154	0	118	161	3	1104	17.3
Desmond Mason	75	75	2575	407	900	.452	0	0	--	214	323	.663	124	221	345	115	174	1	52	192	22	1028	13.7
Devin Brown	58	49	1662	233	555	.420	81	227	.357	123	155	.794	55	196	251	149	139	0	44	91	9	670	11.6
Bobby Jackson	56	2	1330	204	518	.394	54	165	.327	130	168	.774	42	136	178	141	98	0	50	78	6	592	10.6
Rasual Butler	81	38	2223	314	788	.398	134	363	.369	56	87	.644	42	214	256	63	148	0	40	67	54	818	10.1
Tyson Chandler	73	73	2525	292	468	.624	0	1	.000	106	201	.527	320	584	904	66	244	5	37	126	129	690	9.5
Jannero Pargo	82	7	1710	283	692	.409	81	209	.388	104	122	.852	20	160	180	203	121	0	53	122	4	751	9.2
Marc Jackson	56	25	1025	159	388	.410	0	1	.000	90	103	.874	62	130	192	58	89	0	21	65	7	408	7.3
Linton Johnson III	54	0	720	93	190	.489	10	30	.333	30	37	.811	52	111	163	18	101	0	33	27	18	226	4.2
Hilton Armstrong	56	5	634	68	125	.544	0	0	--	40	67	.597	58	91	149	10	79	0	12	35	26	176	3.1
Cedric Simmons	43	4	534	55	132	.417	0	0	--	16	33	.485	44	63	107	12	75	0	8	22	23	126	2.9
Brandon Bass	21	3	162	15	44	.341	0	1	.000	12	16	.750	13	30	43	3	16	0	2	10	3	42	2.0
Marcus Vinicius	13	0	103	7	15	.467	3	7	.429	5	7	.714	2	9	11	5	10	0	2	6	1	22	1.7
NEW ORLEANS	82	--	19880	2971	6674	.445	455	1256	.362	1436	1941	.740	1025	2512	3537	1537	1620	8	522	1187	347	7833	95.5
OPPONENTS	82	--	19880	3004	6579	.457	559	1575	.355	1395	1839	.759	853	2493	3346	1703	1733	8	554	1119	392	7962	97.1

GAME-BY-GAME

Date	H/A	W/L	Opp	NOK/Opp	Record	Date	H/A	W/L	Opp	NOK/Opp	Record	Date	H/A	W/L	Opp	NOK/Opp	Record
11/1	A	W	BOS	91-87	1-0	1/10	A	W	ATL	96-77	13-22	3/23	H	L	LAL	105-111	31-38
11/3	A	W	IND	100-91	2-0	1/12	H	W	WAS	104-97	14-22	3/25	H	W	HOU	106-94	32-38
11/5	H	W	HOU	96-90	3-0	1/16	H	W	ORL	84-78*	15-22	3/27	H	L	DAL	89-105	32-39
11/7	H	W	GSW	97-93	4-0	1/19	A	L	SAS	86-99	15-23	3/28	A	L	SAS	88-92	32-40
11/9	A	L	GSW	116-121	4-1	1/20	H	W	LAL	113-103	16-23	3/31	H	W	NYK	103-94*	33-40
11/10	A	L	POR	91-92	4-2	1/23	A	L	PHI	96-102	16-24	4/3	A	W	MIL	119-101	34-40
11/12	A	L	LAC	76-92	4-3	1/24	A	L	TOR	88-90	16-25	4/4	H	W	SEA	101-92*	35-40
11/14	H	W	CHA	94-85	5-3	1/26	H	W	SAC	88-84	17-25	4/6	H	L	PHX	95-103	35-41
11/15	A	W	DET	100-99	6-3	1/27	H	W	UTA	94-83	18-25	4/7	A	W	MIN	96-94	36-41
11/18	A	W	MIN	99-96	7-3	1/29	H	W	POR	103-91	19-25	4/10	H	W	LAC	103-100*	37-41
11/21	H	W	MIA	101-86	8-3	1/31	H	L	PHI	78-89	19-26	4/13	H	L	DEN	105-107	37-42
11/22	A	L	PHX	83-92	8-4	2/2	H	W	MIN	90-83	20-26	4/14	A	L	HOU	112-123	37-43
11/24	H	L	MIN	79-86	8-5	2/3	A	W	HOU	87-74	21-26	4/16	A	W	SAC	125-118	38-43
11/25	A	L	DAL	73-85	8-6	2/5	A	L	SAC	99-105	21-27	4/18	A	W	LAC	86-83	39-43
11/28	H	L	TOR	77-94	8-7	2/7	A	W	DEN	114-112*	22-27						
12/1	H	L	CHI	108-111	8-8	2/8	H	W	MIL	109-101**	23-27						
12/6	A	W	LAL	105-89	9-8	2/10	H	W	MEM	104-99	24-27						
12/8	A	L	SEA	74-94	9-9	2/13	A	L	MEM	110-108	24-28						
12/9	A	L	GSW	80-101	9-10	2/14	H	W	SAC	100-93	25-28						
12/11	H	W	CLE	95-89	10-10	2/20	A	L	CHA	111-104	25-29						
12/14	H	L	SAS	77-103	10-11	2/21	A	W	NUN	98-107	26-29						
12/16	H	L	DAL	79-90	10-12	2/23	H	W	SEA	89-97	27-29						
12/18	A	L	MIA	99-101	10-13	2/27	A	L	CLE	107-97	27-30						
12/20	A	L	ORL	83-86	10-14	2/28	H	W	ATL	107-100	28-30						
12/22	H	W	MEM	100-97*	11-14	3/2	A	L	CHI	93-104	28-31						
12/23	H	L	SAS	77-112	11-15	3/4	H	L	UTA	94-108	28-32						
12/26	A	L	SEA	94-102	11-1	3/6	A	L	DEN	91-106	28-33						
12/27	A	L	POR	85-100	11-17	3/9	A	L	PHX	103-104	28-34						
12/29	H	W	DEN	99-89	12-17	3/10	A	L	UTA	86-96	28-35						
12/30	A	L	DAL	80-94	12-18	3/13	H	L	NUN	108-112	28-36						
1/2	H	L	GSW	89-97	12-19	3/16	A	W	NYK	92-90	29-36						
1/4	H	L	DET	68-92	12-20	3/17	A	L	WAS	103-125	29-37						
1/6	H	L	IND	93-100	12-21	3/19	H	W	BOS	106-88	30-37						
1/8	H	L	LAC	90-100	12-22	3/20	A	W	MEM	114-103	31-37						

* - overtime

2005-06 ROSTER & STATS

RECORD: 38-44

WEST: 25-27

EAST: 13-17

DIVISION: 7-9

HOME: 24-17

ROAD: 14-27

OVERTIME: 2-2

Head Coach: Byron Scott, Arizona State

Assistant Coaches: Jim Cleamons, Ohio State; Darrell Walker, Arkansas; Kenny Gattison, Old Dominion;

David Miller, Springfield College

Trainer: Terry Kofler, Xavier

2005-06 FINAL STATISTICS

PLAYER	G	GS	MIN	FG	FGA	PCT	3FG	3FGA	PCT	FT	FTA	PCT	OFF	DEF	TOT	AST	PF	DQ	STL	TO	BLK	PTS	AVG
David West	74	74	2526	530	1036	.512	3	11	.273	199	236	.843	168	380	548	92	114	1	61	105	64	1262	171
Chris Paul	78	78	2808	407	947	.430	50	177	.282	394	465	.847	61	339	400	611	218	0	175	183	6	1258	161
Speedy Claxton	71	3	2019	304	736	.413	17	63	.270	246	320	.469	39	154	193	339	177	1	108	154	6	871	12.3
Desmond Mason	70	55	2102	275	690	.399	1	6	.167	206	302	.682	64	234	298	66	136	1	42	113	17	757	10.8
PJ Brown	75	73	2380	269	583	.461	0	0	--	139	168	.827	182	365	547	90	216	2	46	90	50	677	9.0
Rasual Butler	79	20	1875	257	633	.406	92	242	.380	79	114	.693	51	181	232	40	142	0	33	65	45	685	8.7
Kirk Snyder	68	45	1310	205	453	.453	46	129	.357	86	117	.735	55	106	161	102	106	1	29	70	23	542	8.0
JR Smith	55	25	989	144	366	.393	52	140	.371	83	101	.822	19	91	110	58	90	0	37	54	4	423	7.7
Marcus Fizer	3	0	39	9	17	.529	1	1	1.000	1	2	.500	1	6	7	1	5	0	0	2	0	20	6.7
Marc Jackson(NOK)	27	10	594	108	221	.489	1	2	.500	28	34	.824	56	72	128	22	56	1	8	37	2	245	9.1
Bostjan Nachbar	25	13	405	42	124	.339	17	57	.298	25	36	.694	4	45	49	22	52	0	13	20	5	126	5.0
Chris Andersen	32	2	570	56	98	.571	0	0	--	49	103	.476	61	94	155	6	84	0	8	26	41	161	5.0
Aaron Williams(NOK)	34	2	692	81	157	.516	0	0	--	35	52	.673	59	107	166	16	110	0	13	25	18	197	5.8
Linton Johnson(NOK)	27	7	489	56	139	.403	13	36	.361	17	23	.739	40	75	115	12	54	2	10	24	12	142	5.3
Mooshie Norris(NOK)	16	0	183	20	47	.426	4	9	.444	16	25	.640	3	17	20	21	18	0	6	17	0	60	3.8
Brandon Bass	29	1	268	28	70	.400	0	0	--	12	19	.632	18	50	68	3	18	0	3	11	7	68	2.3
Arvydas Macijauskas	19	0	135	14	41	.341	3	12	.250	13	15	.867	3	7	10	5	10	0	7	8	0	44	2.3
Jackson Vroman	41	2	406	26	66	.394	0	0	--	21	44	.477	33	53	86	11	78	2	12	21	11	73	1.8
Maciej Lampe	2	0	16	0	4	.000	0	0	--	0	0	--	1	3	4	2	2	0	0	1	0	0	0.0
NEW ORLEANS	82	--	19805	2831	6428	.440	300	885	.339	1649	2176	.758	918	2379	3297	1519	1786	11	611	1095	311	7611	92.8
OPPONENTS	82	--	19805	2883	6286	.459	546	1486	.367	1530	2014	.760	860	2498	3358	1584	1910	17	527	1197	432	7842	95.6

GAME-BY-GAME

Date	H/A	W/L	Opp	NOK/Opp	Record
11/1	H	W	SAC	93-67	1-0
11/2	A	L	CLE	87-109	1-1
11/5	A	W	HOU	91-84	2-1
11/9	H	L	ORL	83-88	2-2
11/12	H	L	DAL	103-109	2-3
11/15	A	L	MIA	102-109*	2-4
11/16	H	L	DEN	81-91	2-5
11/18	H	W	ATL	95-92	3-5
11/19	A	W	ORL	98-95	4-5
11/21	A	L	PHI	91-103	4-6
11/23	H	W	MIN	84-80	5-6
11/26	A	W	SEA	105-99	6-6
11/28	A	L	GSW	83-99	6-7
11/30	A	W	DEN	102-95	7-7
12/2	H	W	PHI	88-86	8-7
12/3	A	L	DAL	88-97	8-8
12/6	A	L	MEM	73-89	8-9
12/7	H	L	BOS	87-101	8-10
12/9	A	L	POR	95-98*	8-11
12/11	A	L	SAC	100-110	8-12
12/12	A	W	PHO	91-87	9-12
12/14	H	W	LAC	102-89	10-12
12/16	H	L	PHO	88-101	10-13
12/18	H	W	SAS	89-76	11-13
12/21	A	L	MIN	69-88	11-14
12/23	A	L	MIL	94-101	11-15
12/28	H	W	HOU	92-90	12-15
12/29	A	L	SAS	84-111	12-16
12/31	H	L	DAL	90-95	12-17
1/2	H	W	CHA	103-86	13-17
1/4	H	W	MIA	107-92	14-17
1/6	H	W	POR	90-80	15-17
1/7	A	L	ATL	93-101	15-18
1/10	H	L	DET	89-96	15-19

Date	H/A	W/L	Opp	NOK/Opp	Record
1/13	H	W	SAC	90-76	16-19
1/14	A	W	HOU	86-80	17-19
1/16	A	W	CHA	107-92	18-19
1/18	H	W	MEM	87-79	19-19
1/20	A	L	WAS	99-110	19-20
1/21	A	W	NYK	109-98	20-20
1/23	A	L	BOS	78-91	20-21
1/25	H	L	SAS	68-84	20-22
1/28	A	W	MEM	95-86	21-22
1/30	H	W	MIL	94-93	22-22
2/1	H	W	CHI	100-95	23-22
2/4	H	W	LAL	106-90	24-22
2/6	A	L	NUN	91-99	24-23
2/8	H	W	SEA	109-102	25-23
2/10	H	W	NYK	111-100	26-23
2/11	A	W	MIN	100-94	27-23
2/13	H	W	WAS	97-96	28-23
2/15	H	W	POR	02-86	29-23
2/21	A	L	IND	75-97	29-24
2/22	H	L	UTA	76-82	29-25
2/25	A	W	UTA	100-95	30-25
2/26	A	W	POR	88-75	31-25
2/28	A	L	SEA	103-114	31-26
3/1	A	L	LAC	67-89	31-27
3/6	H	L	PHO	88-101	31-28
3/8	H	L	LAL	107-113	31-29
3/10	H	L	IND	90-92	31-30
3/12	H	L	NUN	84-95	31-31
3/14	A	L	SAS	81-96	31-32
3/18	H	L	DEN	94-109	31-33
3/21	H	W	LAC	120-108	32-33
3/23	H	L	HOU	92-93	32-34
3/24	A	L	CHI	82-96	32-35
3/26	A	L	LAL	94-105	32-36

Date	H/A	W/L	Opp	NOK/Opp	Record
3/27	A	L	UTA	80-104	32-37
3/29	A	W	GSW	86-85	33-37
3/31	H	W	MEM	107-102	34-37
4/2	A	W	TOR	120-113**	35-37
4/4	A	L	DET	93-101	35-38
4/5	H	W	GSW	114-109	36-38
4/7	H	W	TOR	95-89*	37-38
4/8	A	L	DAL	77-101	37-39
4/10	H	L	CLE	101-103	37-40
4/12	H	W	SEA	104-99	38-40
4/14	H	L	UTA	104-105	38-41
4/16	A	L	SAC	79-96	38-42
4/17	A	L	PHO	78-115	38-43
4/19	A	L	LAL	95-115	38-44

* - overtime

2004-05 ROSTER & STATS

RECORD: 18-64
WEST: 10-42
EAST: 8-22
DIVISION: 2-14

HOME: 11-30
ROAD: 7-34
OVERTIME: 2-6

Head Coach: Byron Scott, Arizona State
Assistant Coaches: Jim Cleamons, Ohio State; Darrell Walker, Arkansas; Kenny Gattison, Old Dominion
Trainer: Terry Kofler, Xavier

2004-05 FINAL STATISTICS

PLAYER	G	GS	MIN	FG	FGA	PCT	3FG	3FGA	PCT	FT	FTA	PCT	OFF	DEF	TOT	AST	PF	DQ	STL	TO	BLK	PTS	AVG
Baron Davis	18	13	593	111	303	.366	44	137	.321	74	96	.771	16	51	67	129	52	0	31	38	4	340	18.9
Lee Nailon	68	51	2017	415	869	.478	0	2	.000	133	165	.806	128	170	298	109	190	1	36	110	16	963	14.2
David Wesley	26	26	934	133	342	.389	28	80	.350	67	76	.882	12	73	85	109	65	0	35	54	1	361	13.9
Dan Dickau(NO)	67	46	2074	305	748	.408	84	242	.347	188	225	.836	34	45	79	346	200	3	6	44	4	882	3.2
Jamaal Magloire	23	22	703	98	227	.432	0	0	--	74	123	.602	79	126	205	29	74	0	8	59	23	270	17
Speedy Claxton(NO)	6	3	365	41	110	.373	1	9	.111	25	41	.610	5	26	31	88	30	1	22	27	2	08	6.8
PI Brown	82	78	2817	338	758	.446	0	0	--	210	243	.864	266	471	37	178	233	3	4	01	50	86	0.8
JR Smith	76	56	1859	295	748	.394	81	281	.288	111	161	.689	39	113	152	142	35	0	55	109	11	782	10.3
Hilton Armstrong	14	9	412	53	159	.333	17	70	.243	19	21	.905	16	32	48	65	30	1	5	28	2	142	10.1
Rodney Rogers	30	26	882	109	289	.377	25	92	.272	32	42	.762	28	114	142	60	103	1	19	66	12	275	9.2
Chris Andersen	67	2	1430	191	358	.534	0	3	.000	131	190	.689	137	273	410	71	144	0	14	64	100	513	77
Bostjan Nachbar(NO)	55	4	1137	146	368	.397	65	175	.371	88	105	.838	20	132	152	65	153	1	28	68	16	445	8.1
Casey Jacobsen(NO)	44	1	1030	100	251	.398	32	88	.364	103	130	.792	18	82	100	76	48	0	22	44	7	335	7.6
David West	30	8	552	75	172	.436	2	5	.400	34	50	.680	40	89	129	23	62	0	12	37	16	186	6.2
Junior Harrington	29	7	550	64	178	.360	6	19	.316	29	35	.829	13	50	63	62	72	1	25	41	5	163	5.6
Alex Garcia	8	3	146	18	52	.346	5	18	.278	3	4	.750	7	8	15	18	15	0	4	8	1	44	5.5
Jackson Vroman(NO)	36	17	648	76	183	.415	0	3	.000	44	68	.647	59	103	162	33	94	3	22	57	17	196	5.4
Matt Freije	23	11	441	37	127	.291	14	54	.259	5	8	.625	16	45	61	20	40	1	13	17	2	93	4.0
George Lynch	44	27	933	68	189	.360	11	37	.297	17	23	.739	55	119	174	88	83	0	32	57	12	164	3.7
Maciej Lampe(NO)	21	0	261	32	83	.386	0	1	.000	7	10	.700	15	42	57	10	31	0	4	7	5	71	3.4
Corsley Edwards	10	0	110	10	31	.323	0	0	--	7	12	.583	12	13	25	3	19	1	3	2	4	27	2.7
Lonny Baxter	4	0	36	3	11	.273	0	0	--	0	2	.000	4	4	8	0	10	0	0	4	0	6	1.5
NEW ORLEANS	82	--	19930	2718	6556	.415	415	1316	.315	1401	1830	.766	1019	2281	3300	1724	1883	17	550	1217	310	7252	88.4
OPPONENTS	82	--	19930	2847	6299	.452	494	1346	.367	1644	2122	.775	947	2485	3432	1742	1728	11	634	1168	452	7832	95.5

GAME-BY-GAME

Date	H/A	W/L	Opp	NOK/Opp	Record	Date	H/A	W/L	Opp	NOK/Opp	Record	Date	H/A	W/L	Opp	NOK/Opp	Record
11/3	H	L	DAL	91-106	0-1	1/14	H	W	POR	112-106	5-30	3/26	A	W	MEM	96-85	16-53
11/5	H	L	ORL	89-90	0-2	1/16	A	L	TOR	99-102	5-31	3/28	H	L	CLE	108-109*	16-54
11/6	A	L	MIN	92-99	0-3	1/17	A	L	PHI	91-95	5-32	4/1	A	W	HOU	76-73	17-54
11/9	H	L	LAL	98-106	0-4	1/19	H	W	IND	90-87	6-32	4/2	H	L	MIA	99-111	17-55
11/12	H	L	ATL	95-96	0-5	1/22	H	W	LAC	88-85	7-32	4/5	A	W	ATL	96-86	18-55
11/13	A	L	MIL	91-94	0-6	1/24	A	L	MIA	68-97	7-33	4/6	H	L	DEN	83-94	18-56
11/17	H	L	PHO	84-95	0-7	1/26	H	L	HOU	77-82	7-34	4/8	H	L	UTA	87-98	18-57
11/20	H	L	MIN	94-99	0-8	1/28	H	W	PHI	99-95*	8-34	4/10	H	L	POR	81-90	18-58
11/22	A	W	UTA	76-75	1-8	1/29	A	L	SAS	83-93	8-35	4/12	A	L	PHO	85-99	18-59
11/23	A	L	GSW	109-115***	1-9	1/31	H	L	MEM	91-98	8-36	4/13	A	L	DEN	102-116	18-60
11/26	A	L	PHO	86-95	1-10	2/2	H	L	DAL	82-90	8-37	4/15	A	L	SEA	72-97	18-61
11/28	A	L	LAL	76-89	1-11	2/4	A	L	GSW	82-90	8-38	4/16	A	L	LAC	89-94	18-62
11/29	A	L	DEN	67-76	1-12	2/5	A	L	UTA	92-108	8-39	4/18	H	L	MIN	99-102	18-63
12/1	H	L	SAC	81-94	1-13	2/8	A	L	SEA	91-108	8-40	4/20	H	L	LAC	99-102	18-64
12/4	H	L	DET	69-92	1-14	2/9	A	W	POR	91-80	9-40						
12/7	A	L	HOU	81-89	1-15	2/11	H	W	GSW	111-108	10-40						
12/8	H	L	NYK	79-86	1-16	2/13	A	L	ORL	94-97	10-41						
12/10	A	L	NJN	91-94*	1-17	2/14	H	W	WAS	98-96	11-41						
12/12	A	L	WAS	69-88	1-18	2/16	H	L	SAS	78-101	11-42						
12/14	A	L	CHA	93-94	1-19	2/23	H	L	SEA	85-103	11-43						
12/15	H	W	GSW	98-89	2-19	2/27	H	L	DEN	93-94	11-44						
12/17	H	L	SAS	67-83	2-20	2/28	A	L	DAL	86-90	11-45						
12/19	A	L	SAC	71-107	2-21	3/2	H	W	CHA	94-85	12-45						
12/21	A	L	LAC	91-100*	2-22	3/4	H	W	UTA	92-85	13-45						
12/22	A	L	LAL	89-101	2-23	3/6	H	L	TOR	84-95	13-46						
12/26	A	L	CLE	91-100	2-24	3/9	H	L	NJN	85-86*	13-47						
12/27	A	L	IND	82-100	2-25	3/12	H	W	MIL	111-107	14-47						
12/29	H	L	PHO	96-107	2-26	3/14	A	L	SAS	89-112	14-48						
1/3	A	L	BOS	90-108	2-27	3/16	H	L	MEM	82-88	14-49						
1/5	H	L	CHI	89-95	2-28	3/18	A	W	CHI	94-90	15-49						
1/7	A	L	MEM	76-84	2-29	3/19	H	L	BOS	100-113	15-50						
1/8	H	W	SAC	121-117*	3-29	3/21	A	L	DAL	86-103	15-51						
1/11	A	W	NYK	88-82	4-29	3/23	A	L	MIN	102-107	15-52						
1/12	A	L	DET	76-90	4-30	3/25	H	L	HOU	68-81	15-53						

* - overtime

2003-04 ROSTER & STATS

RECORD: 41-41

EAST: 30-24

WEST: 11-17

DIVISION: 14-14

HOME: 25-16

ROAD: 16-25

OVERTIME: 3-3

Head Coach: Tim Floyd, Louisiana Tech

Assistant Coaches: Alvin Gentry, Appalachian State; Jeff Bower, St. Francis (PA); Kenny Gattison, Old Dominion;

Jan van Breda Kolff, Vanderbilt

Trainer: Terry Kofler, Xavier

2003-04 FINAL STATISTICS

PLAYER	G	GS	MIN	FG	FGA	PCT	3FG	3FGA	PCT	FT	FTA	PCT	OFF	DEF	TOT	AST	PF	DQ	STL	TO	BLK	PTS	AVG
Baron Davis	67	66	2686	554	1402	.395	187	582	.321	237	352	.673	66	221	287	501	178	2	158	215	27	1532	22.9
Jamaal Mashburn	19	18	730	156	398	.392	19	67	.284	65	80	.813	19	98	117	47	42	0	14	37	5	396	20.8
David Wesley	61	60	2001	311	800	.389	92	285	.323	137	182	.753	28	106	134	175	147	1	71	100	14	851	14.0
Jamaal Magloire	82	82	2777	383	809	.473	0	1	.000	353	470	.751	268	579	847	86	278	6	43	201	101	1119	13.6
Hilton Armstrong	79	22	2247	291	736	.395	135	429	.315	123	144	.854	63	163	226	31	148	1	133	155	16	840	10.6
PJ Brown	80	80	2753	339	712	.476	0	1	.000	158	185	.854	237	453	690	155	203	2	78	101	73	836	10.5
Stacey Augmon	69	24	1416	143	347	.412	1	7	.143	110	139	.791	52	122	174	85	114	2	55	76	15	397	5.8
Robert Traylor	71	0	942	145	287	.505	2	5	.400	70	128	.547	106	156	262	43	161	3	39	62	37	362	5.1
Steve Smith	71	4	929	119	293	.406	43	107	.402	77	83	.928	27	54	81	56	91	0	15	42	6	358	5.0
Shammond Williams(NO)	16	2	238	28	81	.346	5	26	.192	11	13	.846	0	17	17	52	22	0	14	21	1	72	4.5
George Lynch	78	51	1701	149	375	.397	43	139	.309	34	51	.667	96	216	312	117	159	1	48	64	18	375	4.8
Maurice Carter(NO)	6	0	60	6	21	.286	3	8	.375	5	8	.625	2	6	8	2	5	0	3	0	20	3.3	
David West	71	1	930	108	228	.474	0	2	.000	57	80	.713	117	180	297	60	117	0	27	48	28	273	3.8
Sean Rooks	35	0	325	34	94	.362	0	0	--	12	15	.800	10	40	50	11	48	0	9	15	5	80	2.3
Tierre Brown	3	0	17	2	4	.500	0	0	--	2	4	.500	0	1	1	2	1	0	0	7	0	6	2.0
Bryce Drew	15	0	78	4	18	.222	1	7	.143	3	3	1.000	0	6	6	13	1	0	4	8	0	12	0.8
NEW ORLEANS	82	--	19830	2772	6605	.420	531	1666	.319	1454	1937	.751	1091	2418	3509	1716	1715	18	708	1228	346	7529	91.8
OPPONENTS	82	--	19830	2843	6443	.441	444	1301	.341	1407	1877	.750	972	2477	3449	1790	1734	14	613	1282	429	7537	91.9

GAME-BY-GAME

Date	H/A	W/L	Opp	NOK/Opp	Record
10/29	H	W	ATL	88-83*	1-0
10/30	A	W	ORL	100-98	2-0
11/1	H	W	BOS	97-90	3-0
11/3	A	L	ATL	80-90	3-1
11/5	A	W	PHI	106-99*	4-1
11/7	H	W	LAL	114-95	5-1
11/8	H	L	CHI	106-109	5-2
11/11	A	L	DAL	97-125	5-3
11/12	H	W	UTA	96-89	6-3
11/15	H	W	POR	101-79	7-3
11/18	A	W	NIN	88-85	8-3
11/19	A	W	BOS	81-73	9-3
11/21	H	L	IND	75-76	9-4
11/23	A	W	DET	81-80	10-4
11/25	A	L	MIA	87-91	10-5
11/26	H	W	CLE	82-72	11-5
11/29	A	L	NYK	74-79	11-6
12/2	A	W	ORL	100-91	12-6
12/3	H	W	ORL	106-91	13-6
12/5	H	L	HOU	74-83	13-7
12/6	A	W	CHI	97-91	14-7
12/8	H	W	MIL	91-85	15-7
12/11	A	W	PHO	111-101	16-7
12/12	A	W	GSW	96-85	17-7
12/15	A	L	LAC	80-109	17-8
12/16	A	L	DEN	94-116	17-9
12/18	H	L	SAC	90-101	17-10
12/20	H	W	MEM	94-89	18-10
12/23	A	L	CLE	86-97	18-11
12/26	H	W	ATL	109-79	19-11
12/29	A	L	DET	99-108	19-12
12/31	A	W	BOS	96-94	20-12
1/2	A	W	TOR	86-74	21-12
1/3	A	L	IND	84-91	21-13

Date	H/A	W/L	Opp	NOK/Opp	Record
1/7	H	W	WAS	97-87	22-13
1/9	H	L	SAS	84-94	22-14
1/10	A	L	CHI	84-89	22-15
1/13	H	L	MIN	89-94	22-16
1/15	H	L	TOR	74-78*	22-17
1/17	H	W	ORL	91-90	23-17
1/19	A	L	MIN	90-97	23-18
1/21	H	L	PHI	86-92	23-19
1/23	H	W	DEN	97-91	24-19
1/24	A	W	SAS	98-96	25-19
1/28	H	W	MIL	101-100	26-19
1/30	A	L	PHI	82-85	26-20
1/31	H	L	MIA	70-94	26-21
2/2	H	L	NIN	70-91	26-22
2/4	H	L	DAL	104-113	26-23
2/6	H	W	DET	92-81	27-23
2/7	A	L	MIL	97-107	27-24
2/11	H	W	NYK	106-98	28-24
2/17	A	W	IND	89-75	29-24
2/18	H	W	WAS	120-98	30-24
2/21	A	L	NIN	84-97	30-25
2/23	A	L	CLE	100-104	30-26
2/25	H	W	LAC	99-93	31-26
2/27	H	W	IND	89-77	32-26
2/28	A	L	MEM	92-97	32-27
3/1	A	L	WAS	106-111*	32-28
3/3	H	W	CHI	100-97*	33-28
3/5	H	L	CLE	85-88	33-29
3/7	A	L	TOR	76-84	33-30
3/10	H	W	MIA	95-84	34-30
3/11	A	L	HOU	86-97	34-31
3/13	H	W	GSW	102-84	35-31
3/16	A	L	MIA	83-96	35-32
3/17	H	W	PHI	104-80	36-32

Date	H/A	W/L	Opp	NOK/Opp	Record
3/19	H	L	SEA	80-91	36-33
3/21	H	L	TOR	120-121*	36-34
3/23	H	W	DET	82-81	37-34
3/25	A	L	ATL	76-84	37-35
3/26	H	L	PHO	94-99	37-36
3/30	A	L	LAL	88-107	37-37
3/31	A	L	UTA	76-89	37-38
4/4	A	L	SEA	88-96	38-39
4/6	A	L	SAC	91-105	38-40
4/9	H	W	BOS	89-80	39-40
4/10	A	W	MIL	92-87	40-40
4/12	H	L	NYK	97-101	40-41
4/14	A	W	WAS	94-78	41-41

* - overtime

2002-03 ROSTER & STATS

RECORD: 47-35
WEST: 32-22
EAST: 15-13
DIVISION: 17-11

HOME: 29-12
ROAD: 21-20
OVERTIME: 5-4

Head Coach: Paul Silas, Creighton
Assistant Coaches: Brian Hill, Kennedy; Stephen Silas, Brown; Bob Donewald Jr., Western Michigan
Trainer: Terry Kofler, Xavier '76

2001-02 FINAL STATISTICS

PLAYER	G	GS	MIN	FG	FGA	PCT	3FG	3FGA	PCT	FT	FTA	PCT	OFF	DEF	TOT	AST	PF	DQ	STL	TO	BLK	PTS	AVG
Jamaal Mashburn	82	81	3321	670	1586	.422	119	306	.389	313	369	.848	66	432	498	462	196	0	83	230	17	1772	21.6
Baron Davis	50	47	1889	332	798	.416	99	283	.350	93	131	.710	56	130	186	320	148	3	91	140	22	856	17.1
David Wesley	73	73	2710	449	1037	.433	134	316	.424	185	237	.781	38	137	175	251	173	0	109	132	9	1217	16.7
Pl Brown	78	78	2609	319	601	.531	0	3	.000	194	232	.836	243	458	701	147	203	3	67	98	80	832	10.7
Jamaal Magloire	82	82	2443	305	635	.480	0	3	.000	231	322	.717	260	464	724	88	276	4	49	158	111	841	10.3
Courtney Alexander	66	7	1360	193	505	.382	19	57	.333	118	146	.808	39	79	118	79	125	0	31	68	6	523	7.9
Elden Campbell	41	1	685	101	247	.409	0	1	.000	93	115	.809	34	108	142	42	102	2	24	42	31	295	7.2
Kenny Anderson (NO)	23	1	446	61	150	.407	1	2	.500	16	22	.727	14	31	45	77	43	0	18	42	4	139	6.0
Robert Pack	28	4	440	52	129	.403	0	5	.000	41	55	.745	11	40	51	81	35	0	25	40	0	145	5.2
George Lynch	81	32	1497	147	359	.409	28	79	.354	41	74	.554	139	214	353	104	136	1	66	52	19	363	4.5
Jerome Moiso	51	1	644	89	171	.520	0	0	--	27	41	.659	59	119	178	22	87	1	19	46	44	205	4.0
Robert Traylor	69	0	851	105	237	.443	1	3	.333	57	88	.648	108	154	262	50	153	1	45	53	37	268	3.9
Stacey Augmon	70	3	862	79	192	.411	0	7	.000	54	72	.750	26	93	119	69	80	0	27	40	9	212	3.0
Randy Livingston	2	0	12	2	4	.500	0	0	--	2	2	1.000	0	0	0	1	0	0	0	0	0	6	3.0
Bryce Drew	13	0	79	8	27	.296	3	7	.429	0	0	--	4	9	13	11	2	0	2	3	0	19	1.5
Kirk Haston	12	0	57	2	17	.118	0	3	.000	2	4	.500	0	7	7	3	10	0	0	7	5	6	0.5
NEW ORLEANS	82	--	19905	2914	6695	.435	404	1075	.376	1467	1910	.768	1097	2475	3572	1807	1769	15	656	1212	394	7699	93.9
OPPONENTS	82	--	19905	2857	6518	.438	338	1001	.338	1474	1925	.766	909	2368	3277	1630	1754	12	647	1196	427	7526	91.8

GAME-BY-GAME

Date	H/A	W/L	Opp	NOK/Opp	Record
10/30	H	W	UTA	100-75	1-0
11/1	A	L	CHI	79-84	1-1
11/2	H	W	MIA	100-95	2-1
11/6	H	W	SEA	86-84	3-1
11/8	H	W	GSW	110-104	4-1
11/10	A	W	NYK	97-91*	5-1
11/12	A	L	DET	87-93	5-2
11/13	H	W	MIN	102-98	6-2
11/15	H	W	CHI	105-87	7-2
11/16	A	L	ATL	82-89	7-3
11/19	H	W	PHI	99-98	8-3
11/22	H	W	NYK	105-97*	9-3
11/23	A	W	CLE	97-84	10-3
11/25	A	L	PHI	87-108	10-4
11/27	H	W	ATL	106-94	11-4
11/30	A	L	NYK	86-92*	11-5
12/1	A	L	BOS	86-95	11-6
12/3	A	W	CHI	115-90	12-6
12/4	H	W	TOR	89-74	13-6
12/6	H	W	HOU	98-96*	14-6
12/7	A	W	MIL	94-88	15-6
12/9	H	L	LAC	90-94	15-7
12/12	A	W	UTA	93-88	16-7
12/13	A	W	LAL	98-82	17-7
12/15	A	L	SAC	92-107	17-8
12/17	A	L	POR	93-102	17-9
12/18	A	L	GSW	106-111	17-10
12/20	A	W	SEA	88-86*	18-10
12/23	A	L	SAS	99-94*	18-11
12/26	H	L	DAL	81-83	18-12
12/28	A	L	IND	84-91	18-13
12/29	A	L	HOU	85-97	18-14
12/31	H	L	IND	86-89	18-15
1/3	H	W	ORL	100-89	19-15

Date	H/A	W/L	Opp	NOK/Opp	Record
1/5	A	W	TOR	99-84	20-15
1/6	A	L	MEM	102-106	20-16
1/8	H	L	BOS	83-93	20-17
1/10	H	L	DET	99-101*	20-18
1/11	A	L	ATL	80-87	20-19
1/15	H	L	LAL	82-90	20-20
1/17	H	W	CHI	90-83	21-20
1/20	H	W	PHO	114-102	22-20
1/22	H	W	WAS	103-94	23-20
1/24	H	L	POR	96-97*	23-21
1/27	H	L	MIL	93-108	23-22
1/29	H	W	TOR	104-83	24-22
1/31	A	L	NJN	72-89	24-23
2/1	A	L	WAS	104-109	24-24
2/3	H	W	BOS	103-96	25-24
2/5	H	W	SAC	108-84	26-24
2/11	A	W	MIA	78-69	27-24
2/12	H	L	IND	72-83	27-25
2/14	A	L	MIN	93-114	27-26
2/16	H	W	DEN	100-92	28-26
2/18	A	L	ORL	94-99	28-27
2/19	H	W	WAS	87-75	29-27
2/21	H	W	MEM	125-123*	30-27
2/22	A	W	DET	93-91	31-27
2/26	H	W	MIA	91-82	32-27
2/28	A	W	DEN	94-88	33-27
3/1	A	W	PHO	94-88	34-27
3/3	A	W	LAC	111-108	35-27
3/7	H	W	CLE	102-76	36-27
3/9	H	L	NJN	92-102	36-28
3/11	A	W	IND	81-71	37-28
3/12	A	L	BOS	65-93	37-29
3/14	A	W	MIA	87-83	38-29
3/15	A	L	ORL	86-96	38-30

Date	H/A	W/L	Opp	NOK/Opp	Record
3/19	H	W	NYK	101-96	39-30
3/21	H	W	MIL	113-98	40-30
3/22	A	L	MIL	85-93	40-31
3/26	H	L	ORL	95-97	40-32
3/28	A	W	TOR	101-92	41-32
3/30	H	L	SAS	90-92	41-33
4/1	A	L	DAL	86-95	41-34
4/2	H	W	NJN	106-97	42-34
4/5	A	L	CLE	76-79	42-35
4/9	H	W	CLE	100-81	43-35
4/11	H	W	DET	93-89	44-35
4/13	A	W	PHI	94-89	45-35
4/14	A	W	NJN	87-74	46-35
4/16	H	W	ATL	92-77	47-35

* - overtime

ALL-TIME ROSTER

Ajinca, Alexis

7-2 - Center - Saint-Etienne, France

Signed as an unrestricted free agent on Dec. 20, 2013...Re-signed as an unrestricted free agent July 9, 2015.

YEAR	G	GS	MIN	FG	FGA	PCT	3P	3PA	PCT	FT	FTA	PCT	OFF	DEF	TOT	AST	PF	DQ	STL	TO	BLK	PTS	AVG
13-14	56	30	951	136	249	.546	0	1	.000	56	67	.836	94	183	277	40	187	3	23	63	46	328	5.9
14-15	68	8	957	181	329	.550	0	0	.000	81	99	.818	104	211	315	47	151	0	21	69	51	443	6.5
15-16	59	17	861	150	315	.476	0	1	.000	52	62	.839	75	194	269	31	134	0	19	54	36	352	6.0
16-17	39	15	584	89	178	.500	0	4	.000	29	40	.725	46	131	177	12	77	0	20	31	22	207	5.3
TOTALS	222	70	3353	556	1071	.519	0	6	.000	218	268	.813	319	719	1038	130	549	3	83	217	181	1330	6.0

Alexander, Courtney

6-6 - Guard - Fresno State

Acquired from Washington in exchange for the 17th overall selection in the 2002 NBA Draft on June 26, 2002...Became a free agent after 2003-04 season.

YEAR	G	GS	MIN	FG	FGA	PCT	3P	3PA	PCT	FT	FTA	PCT	OFF	DEF	TOT	AST	PF	DQ	STL	TO	BLK	PTS	AVG
02-03	66	7	1360	193	505	.382	19	57	.333	118	146	.808	39	79	118	79	125	0	31	68	6	523	7.9

Aminu, Al-Farouq

6-9 - Forward - Wake Forest

Acquired from LA Clippers along with Eric Gordon, Chris Kaman and a 2012 first round draft pick in exchange for Chris Paul and two 2015 second round draft picks on December 14th, 2011...

Became a free agent following the 2012-13 season...Signed as a free agent on July 10, 2013...Became a free agent after the 2013-14 season.

YEAR	G	GS	MIN	FG	FGA	PCT	3P	3PA	PCT	FT	FTA	PCT	OFF	DEF	TOT	AST	PF	DQ	STL	TO	BLK	PTS	AVG
11-12	66	21	1477	150	365	.411	13	47	.277	86	114	.754	95	213	308	66	136	1	59	91	34	399	6.0
12-13	76	71	2066	225	474	.475	4	19	.211	101	137	.737	139	446	585	103	153	0	92	116	51	555	7.3
13-14	80	65	2045	234	494	.474	13	48	.271	91	137	.664	129	367	496	114	147	1	82	88	38	572	7.2
TOTALS	222	157	5588	609	1333	.457	30	114	.263	278	388	.716	363	1026	1389	283	436	2	233	295	123	1526	6.9

Amundson, Lou

6-9 - Forward - Nevada-Las Vegas

Signed as a free agent for the remainder of the season on March 12, 2013...Rights were renounced following the 2012-13 season...Signed as a free agent on November 12, 2013...Waived on December 31, 2013.

YEAR	G	GS	MIN	FG	FGA	PCT	3P	3PA	PCT	FT	FTA	PCT	OFF	DEF	TOT	AST	PF	DQ	STL	TO	BLK	PTS	AVG
12-13	18	0	209	18	42	.429	0	0	--	8	16	.500	24	34	58	8	27	0	9	8	6	44	2.4
13-14	18	0	184	16	32	.500	0	0	--	6	24	.250	28	27	55	6	49	2	9	14	11	38	2.1
TOTALS	36	0	393	34	74	.459	0	0	--	14	40	.350	52	61	113	14	76	2	18	22	17	82	2.3

Andersen, Chris

6-10 - Forward/Center - Blinn J.C. (TX)

Signed as a free agent on July 16, 2004...Dismissed and disqualified from the NBA on Jan. 27, 2006...Re-signed by the Hornets on March 5, 2008 after being re-instated by the NBA following a two-year suspension for violating the NBA's substance abuse policy...Became a free agent following the 2007-08 season.

YEAR	G	GS	MIN	FG	FGA	PCT	3P	3PA	PCT	FT	FTA	PCT	OFF	DEF	TOT	AST	PF	DQ	STL	TO	BLK	PTS	AVG
04-05	67	2	1430	191	358	.534	0	3	.000	131	190	.689	137	273	410	71	144	0	14	64	100	513	7.7
05-06	32	2	570	56	98	.571	0	0	--	49	103	.476	61	94	155	6	84	0	8	26	41	161	5.0
07-08	5	0	34	2	7	.286	0	0	--	2	4	.500	2	7	9	0	6	0	0	1	4	6	1.2
TOTALS	104	4	2034	249	463	.538	0	3	.000	182	297	.613	200	374	574	77	234	0	22	91	145	680	6.5

Andersen, David

6-11 - Center - Australia

Acquired along with Jarrett Jack and Marcus Banks from the Toronto Raptors in exchange for Jerry Bayless and Peja Stojakovic November 19, 2010...Waived on December 19, 2011.

YEAR	G	GS	MIN	FG	FGA	PCT	3P	3PA	PCT	FT	FTA	PCT	OFF	DEF	TOT	AST	PF	DQ	STL	TO	BLK	PTS	AVG
10-11	29	0	223	33	74	.446	5	13	.385	7	15	.467	12	38	50	6	29	0	2	14	6	78	2.7

Anderson, Kenny

6-1 - Guard - Georgia Tech

Acquired from Seattle in exchange for Elden Campbell on Feb. 20, 2003...Became a free agent after 2002-03 season.

YEAR	G	GS	MIN	FG	FGA	PCT	3P	3PA	PCT	FT	FTA	PCT	OFF	DEF	TOT	AST	PF	DQ	STL	TO	BLK	PTS	AVG
02-03	23	1	446	61	150	.407	1	2	.500	16	22	.727	14	31	45	77	43	0	18	42	4	139	6.0

Anderson, Ryan

6-10 - Forward - California

Acquired from Orlando in exchange for forward Gustavo Ayon on July 11, 2012...Became an unrestricted free agent at the conclusion of the 2015-16 season.

YEAR	G	GS	MIN	FG	FGA	PCT	3P	3PA	PCT	FT	FTA	PCT	OFF	DEF	TOT	AST	PF	DQ	STL	TO	BLK	PTS	AVG
12-13	81	22	2503	472	1115	.423	213	557	.382	152	180	.844	191	328	519	97	179	2	42	97	31	1309	16.2
13-14	22	14	795	155	354	.438	67	164	.409	59	62	.952	66	76	142	17	47	0	10	20	7	436	19.8
14-15	61	5	1675	291	729	.399	112	359	.340	129	151	.854	108	187	295	55	113	1	33	62	20	833	13.7
15-16	66	7	2008	397	929	.427	131	358	.366	199	228	.873	131	265	396	73	109	0	38	90	25	1124	10.7
TOTALS	230	48	6981	1315	3127	.421	533	1438	.371	539	621	.868	496	856	1352	242	448	0	123	269	83	3702	16.1

Ariza, Trevor

6-8 - Guard/Forward - UCLA

Acquired from the Houston Rockets in a four-team trade on August 11, 2010...Traded to the Washington Wizards along with Emeka Okafor for the rights to forward Rashard Lewis and the 46th pick in the 2012 NBA Draft.

YEAR	G	GS	MIN	FG	FGA	PCT	3P	3PA	PCT	FT	FTA	PCT	OFF	DEF	TOT	AST	PF	DQ	STL	TO	BLK	PTS	AVG
10-11	75	75	2600	303	762	.398	82	271	.303	138	197	.701	61	347	408	162	180	0	120	118	31	826	11.0
11-12	41	41	1350	168	403	.417	29	87	.333	79	102	.775	41	174	215	135	73	0	69	76	25	444	10.8
TOTALS	116	116	3950	471	1165	.404	111	358	.310	217	299	.726	102	521	623	297	253	0	189	194	56	1270	10.9

Armstrong, Darrell

6-1 - Guard - Fayetteville State

Signed as a free agent on July 29, 2003...Traded to Dallas in exchange for Dan Dickau and a 2005 second round draft pick on Dec. 3, 2004.

YEAR	G	GS	MIN	FG	FGA	PCT	3P	3PA	PCT	FT	FTA	PCT	OFF	DEF	TOT	AST	PF	DQ	STL	TO	BLK	PTS	AVG
03-04	79	22	2247	291	736	.395	135	429	.315	123	144	.854	63	163	226	31	148	1	133	155	16	840	10.6
04-05	14	9	412	53	159	.333	17	70	.243	19	21	.905	16	32	48	65	30	1	15	28	2	142	10.1
TOTALS	93	31	2659	344	895	.384	152	499	.305	142	165	.861	79	195	274	376	178	2	148	183	18	982	10.6

Armstrong, Hilton**6-11 • Center/Forward • Connecticut**

Drafted with the 12th overall pick of the 2006 NBA Draft...signed to a fourth-year option on October 25, 2008...traded to Sacramento in exchange for a conditional second round pick in 2016 on Jan. 11, 2010.

YEAR	G	GS	MIN	FG	FGA	PCT	3P	3PA	PCT	FT	FTA	PCT	OFF	DEF	TOT	AST	PF	DQ	STL	TO	BLK	PTS	AVG
06-07	56	5	634	68	125	.544	0	0	--	40	67	.597	58	91	149	10	79	0	12	35	26	176	3.1
07-08	65	3	732	67	148	.453	0	0	--	44	70	.629	65	98	163	23	130	1	15	59	34	178	2.7
08-09	70	29	1092	138	246	.561	0	2	.000	62	98	.633	81	114	195	29	181	1	26	80	45	338	4.8
09-10	18	0	239	19	50	.380	0	0	--	13	28	.464	17	44	61	16	44	1	8	13	8	51	2.8
TOTALS	209	37	2697	292	569	.513	0	2	.000	159	263	.605	221	347	568	78	434	3	61	187	113	743	3.6

Asik, Omer**7-0 • Center • Turkey**

Acquired from Houston in a three-team trade by New Orleans along with Omri Casspi in exchange for a future first-round pick...Re-signed as an unrestricted free agent July 9, 2015.

YEAR	G	GS	MIN	FG	FGA	PCT	3P	3PA	PCT	FT	FTA	PCT	OFF	DEF	TOT	AST	PF	DQ	STL	TO	BLK	PTS	AVG
14-15	76	76	1982	213	412	.517	--	--	--	131	225	.582	244	504	748	72	144	0	29	95	54	557	7.3
15-16	68	64	1178	104	195	.533	--	--	--	61	112	.545	120	294	414	26	124	0	21	60	23	269	4.0
16-17	31	19	482	31	65	.477	--	--	--	23	39	.590	48	115	163	15	51	0	5	14	10	85	2.7
TOTALS	175	159	3642	348	672	.518	--	--	--	215	376	.572	412	913	1325	113	319	0	55	169	87	911	5.2

Augmon, Stacey**6-8 • Forward • UNLV**

Signed as a free agent on July 25, 2001...Became a free agent after 2003-04 season.

YEAR	G	GS	MIN	FG	FGA	PCT	3P	3PA	PCT	FT	FTA	PCT	OFF	DEF	TOT	AST	PF	DQ	STL	TO	BLK	PTS	AVG
02-03	70	3	862	79	192	.411	0	7	.000	54	72	.750	26	93	119	69	80	0	27	40	9	212	3.0
03-04	69	24	1416	143	347	.412	1	7	.143	110	139	.791	52	122	174	85	114	2	55	76	15	397	5.8
TOTALS	139	27	2278	222	539	.412	1	14	.071	164	211	.777	78	215	293	154	194	2	82	116	24	609	4.4

Ayon, Gustavo**6-10 • Forward • Mexico**

Signed as a free agent on December 21, 2011...Traded to the Orlando Magic for forward Ryan Anderson on July 11, 2012.

YEAR	G	GS	MIN	FG	FGA	PCT	3P	3PA	PCT	FT	FTA	PCT	OFF	DEF	TOT	AST	PF	DQ	STL	TO	BLK	PTS	AVG
11-12	54	24	1088	140	261	.536	0	1	.000	39	63	.619	86	179	265	74	118	2	53	46	46	319	5.9

Babbitt, Luke**6-9 • Forward • Nevada**

Signed as a free agent on February 4, 2014...Re-signed as unrestricted free agent July 20, 2015...Traded to the Miami HEAT in exchange for a second round draft pick and cash considerations on July 10, 2016.

YEAR	G	GS	MIN	FG	FGA	PCT	3P	3PA	PCT	FT	FTA	PCT	OFF	DEF	TOT	AST	PF	DQ	STL	TO	BLK	PTS	AVG
13-14	27	2	473	60	154	.390	36	95	.379	14	18	.778	18	70	88	29	52	0	7	15	11	170	6.3
14-15	63	19	830	92	192	.479	59	115	.513	13	19	.684	12	99	111	24	63	0	17	26	11	256	4.1
15-16	47	13	845	122	289	.422	44	109	.404	39	50	.780	25	123	148	53	90	0	11	23	7	327	7.0
TOTALS	137	34	2148	274	635	.431	139	319	.436	66	87	.759	55	292	347	106	205	0	35	64	29	753	5.5

Bass, Brandon**6-8 • Forward • Louisiana State**

Drafted with the 33rd overall pick in the second round of the 2005 NBA Draft...Became a free agent following the 2006-07 season.

YEAR	G	GS	MIN	FG	FGA	PCT	3P	3PA	PCT	FT	FTA	PCT	OFF	DEF	TOT	AST	PF	DQ	STL	TO	BLK	PTS	AVG
05-06	29	1	268	28	70	.400	0	0	---	12	19	.632	18	50	68	3	18	0	3	11	7	68	2.3
06-07	21	3	162	15	44	.341	0	1	.000	12	16	.750	13	30	43	3	16	0	2	10	3	42	2.0
TOTALS	50	4	430	43	114	.377	0	1	.000	24	35	.686	31	80	111	6	34	0	5	21	10	110	2.2

Bayless, Jerryd**6-3 • Guard • Arizona**

Acquired from Portland in exchange for a 2011 first round draft pick on October 23, 2010...Traded to Toronto with Peja Stojakovic in exchange for Jarrett Jack, David Andersen and Marcus Banks on November 20, 2010.

YEAR	G	GS	MIN	FG	FGA	PCT	3P	3PA	PCT	FT	FTA	PCT	OFF	DEF	TOT	AST	PF	DQ	STL	TO	BLK	PTS	AVG
10-11	11	0	149	17	49	.347	3	14	.214	13	17	.765	2	13	15	28	16	0	2	17	1	50	4.5

Belinelli, Marco**6-5 • Guard • Italy**

Acquired from Toronto on August 11, 2010...Re-signed by the Hornets on December 13, 2011...Became a free agent following the 2011-12 season.

YEAR	G	GS	MIN	FG	FGA	PCT	3P	3PA	PCT	FT	FTA	PCT	OFF	DEF	TOT	AST	PF	DQ	STL	TO	BLK	PTS	AVG
10-11	80	69	1957	302	691	.437	134	324	.414	98	125	.784	17	134	151	92	146	0	38	77	6	836	10.5
11-12	66	55	1966	286	686	.417	107	284	.377	101	129	.783	19	153	172	101	115	1	48	69	5	780	11.8
TOTALS	146	124	3923	588	1377	.427	241	608	.396	199	254	.783	36	287	323	193	261	1	86	146	11	1616	11.1

Bowen, Ryan**6-9 • Forward • Iowa**

Signed with the New Orleans Hornets on Oct. 1, 2007 as a free agent...Became a free agent following the 2007-08 season...Signed with the New Orleans Hornets on August 11, 2008 as a free agent...Became a free agent following the 2008-09 season.

YEAR	G	GS	MIN	FG	FGA	PCT	3P	3PA	PCT	FT	FTA	PCT	OFF	DEF	TOT	AST	PF	DQ	STL	TO	BLK	PTS	AVG
07-08	53	4	660	49	100	.490	0	1	.000	16	29	.552	55	45	100	25	77	0	32	15	11	114	2.2
08-09	21	3	219	22	38	.579	0	0	--	3	5	.600	10	14	24	9	37	0	14	5	5	47	2.2
TOTALS	74	7	879	71	138	.514	0	1	.000	19	34	.559	65	59	124	34	114	0	46	20	16	161	2.2

Brown, Anthony**6-7 • Forward • Stanford**

Signed as a free agent on November 21, 2016...Waived on December 9, 2016

YEAR	G	GS	MIN	FG	FGA	PCT	3P	3PA	PCT	FT	FTA	PCT	OFF	DEF	TOT	AST	PF	DQ	STL	TO	BLK	PTS	AVG
16-17	9	0	143	14	41	.341	6	24	.250	--	--	---	6	20	26	6	13	0	5	5	1	34	3.8

Brown, Bobby**6-2 • Guard • Cal-State Fullerton**

Acquired with Darius Songaila in exchange for Antonio Daniels and New Orleans' 2014 second round draft pick on Sept. 9, 2009...traded to L.A. Clippers in exchange for a 2014 conditional second-round pick on Jan. 26, 2010

YEAR	G	GS	MIN	FG	FGA	PCT	3P	3PA	PCT	FT	FTA	PCT	OFF	DEF	TOT	AST	PF	DQ	STL	TO	BLK	PTS	AVG
09-10	22	0	328	60	152	.395	17	66	.258	8	8	1.000	1	17	18	46	28	0	9	24	1	145	6.6

Brown, Devin**6-5 • Guard • Texas-San Antonio**

Signed as a free agent on December 21, 2006..Became a free agent following the 2006-07 season...Signed as a free agent on August 22, 2008...Exercised player option on June 4, 2009 for the 2009-10 season...Traded to Chicago in exchange for Aaron Gray on Jan. 25, 2010.

YEAR	G	GS	MIN	FG	FGA	PCT	3P	3PA	PCT	FT	FTA	PCT	OFF	DEF	TOT	AST	PF	DQ	STL	TO	BLK	PTS	AVG
06-07	58	49	1662	233	555	.420	81	227	.357	123	155	.794	55	196	251	149	139	0	44	91	9	670	11.6
08-09	63	5	869	111	313	.355	28	97	.289	78	100	.780	31	88	119	54	81	1	32	54	5	328	5.2
09-10	39	37	967	128	325	.394	54	147	.367	69	86	.802	27	82	109	58	62	0	30	57	5	379	9.7
TOTALS	160	91	3498	472	1193	.396	163	471	.346	270	341	.792	113	366	479	261	282	1	106	202	19	1377	8.6

Brown, PJ**6-11 • Forward • Louisiana Tech**

Acquired along with Jamal Mashburn, Otis Thorpe, Rodney Buford and Tim James from Miami in exchange for Eddie Jones, Anthony Mason, Ricky Davis and Dale Ellis on Aug. 1, 2000...Traded along with J.R. Smith to the Chicago Bulls in exchange for center Tyson Chandler on July 14, 2006.

YEAR	G	GS	MIN	FG	FGA	PCT	3P	3PA	PCT	FT	FTA	PCT	OFF	DEF	TOT	AST	PF	DQ	STL	TO	BLK	PTS	AVG
02-03	78	78	2609	319	601	.531	0	3	.000	194	232	.836	243	458	701	147	203	3	67	98	80	832	10.7
03-04	80	80	2753	339	712	.476	0	1	.000	158	185	.854	237	453	690	155	203	2	78	101	73	836	10.5
04-05	82	78	2817	338	758	.446	0	0	--	210	243	.864	266	471	737	178	233	3	74	101	50	886	10.6
05-06	75	73	2380	269	583	.461	0	0	--	139	168	.827	182	365	547	90	216	2	46	90	50	677	9.0
TOTALS	315	309	10559	1265	2654	.477	0	4	.000	701	828	.847	928	1747	2675	570	855	10	265	390	253	3231	10.3

Brown, Tierre**6-2 • Guard • McNeese State**

Signed to a 10-day contract on Jan. 26, 2004...Waived on Feb. 5, 2004.

YEAR	G	GS	MIN	FG	FGA	PCT	3P	3PA	PCT	FT	FTA	PCT	OFF	DEF	TOT	AST	PF	DQ	STL	TO	BLK	PTS	AVG
03-04	3	0	17	2	4	.500	0	0	.000	2	4	.500	0	1	1	2	1	0	0	7	0	6	2.0

Butler, Rasual**6-7 • Forward • LaSalle**

Acquired from Miami along with Kirk Snyder (from Utah) in exchange for draft rights to Roberto Duenas in a five-team, 13-player deal that also sent Antoine Walker (from Boston) and Jason Williams, James Posey and Andre Emmitt (from Memphis) to Miami, Eddie Jones (from Utah) and Raul Lopez (from Utah) to Memphis, Greg Ostertag (from Memphis) to Utah, and Curtis Borchardt (from Utah) and Qyntel Woods, the draft picks to Albert Miralles, two second round picks and cash considerations (from Miami) to Boston on Aug. 2, 2005...Was traded to the LA Clippers in exchange for a second-round draft pick in 2016 on August 12, 2009.

YEAR	G	GS	MIN	FG	FGA	PCT	3P	3PA	PCT	FT	FTA	PCT	OFF	DEF	TOT	AST	PF	DQ	STL	TO	BLK	PTS	AVG
05-06	79	20	1875	257	633	.406	92	242	.380	79	114	.693	51	181	232	40	142	0	33	65	45	685	8.7
06-07	81	38	2223	314	788	.398	134	363	.369	56	87	.644	42	214	256	63	148	0	40	67	54	818	10.1
07-08	51	8	875	91	260	.350	44	133	.331	26	31	.839	16	84	100	36	66	1	15	10	21	252	4.9
08-09	82	74	2614	348	803	.433	140	359	.390	86	110	.782	49	222	271	75	159	1	51	59	61	922	11.2
TOTALS	293	140	7587	1010	2484	.407	410	1097	.374	247	342	.722	158	701	859	214	515	2	139	201	181	2677	9.1

Campbell, Elden**7-0 • Center • Clemson**

Acquired from L.A. Lakers along with Eddie Jones in exchange for Glen Rice, B.J. Armstrong and J.R. Reid on Mar. 10, 1999...Traded to Seattle in exchange for Kenny Anderson on Feb. 20, 2003.

YEAR	G	GS	MIN	FG	FGA	PCT	3P	3PA	PCT	FT	FTA	PCT	OFF	DEF	TOT	AST	PF	DQ	STL	TO	BLK	PTS	AVG
02-03	41	1	685	101	247	.409	0	1	.000	93	115	.809	34	108	142	42	102	2	24	42	31	295	7.2
TOTALS	41	1	685	101	247	.409	0	1	.000	93	115	.809	34	108	142	42	102	2	24	42	31	295	7.2

Carter, Maurice**6-5 • Guard • Louisiana State**

Signed to a 10-day contract on Mar. 25, 2004...Signed for the remainder of the season on Apr. 4, 2004. Selected by Charlotte in the 2004 NBA Expansion Draft.

YEAR	G	GS	MIN	FG	FGA	PCT	3P	3PA	PCT	FT	FTA	PCT	OFF	DEF	TOT	AST	PF	DQ	STL	TO	BLK	PTS	AVG
03-04	6	0	60	6	21	.286	3	8	.375	5	8	.625	2	6	8	2	5	0	0	3	0	20	3.3

Casspi, Omri**6-9 • Forward • Israel**

Acquired from the Sacramento Kings along with DeMarcus Cousins in exchange for Tyreke Evans, Buddy Hield, Langston Galloway, and draft picks on February 20, 2017.

YEAR	G	GS	MIN	FG	FGA	PCT	3P	3PA	PCT	FT	FTA	PCT	OFF	DEF	TOT	AST	PF	DQ	STL	TO	BLK	PTS	AVG
16-17	1	0	24	5	9	.556	2	4	.500	--	--	--	1	1	2	0	3	0	0	2	0	12	12.0

Chandler, Tyson**7-1 • Center • Dominguez HS (CA)**

Acquired from the Chicago Bulls in exchange for PJ Brown and J.R. Smith on July 14, 2006...Traded to Charlotte on July 28, 2009 in exchange for Emeka Okafor.

YEAR	G	GS	MIN	FG	FGA	PCT	3P	3PA	PCT	FT	FTA	PCT	OFF	DEF	TOT	AST	PF	DQ	STL	TO	BLK	PTS	AVG
06-07	73	73	2525	292	468	.624	0	1	.000	106	201	.527	320	584	904	66	244	5	37	126	129	690	9.5
07-08	79	79	2783	377	605	.623	0	1	.000	175	295	.593	322	606	928	81	243	4	45	136	84	939	11.8
08-09	45	45	1445	160	283	.565	0	0	--	77	133	.579	163	230	393	22	144	2	15	70	56	397	8.8
TOTALS	197	197	6753	829	1356	.611	0	2	.000	358	629	.569	805	1420	2225	169	631	11	97	332	269	2016	10.2

Childress, Josh**6-8 • Forward • Stanford**

Signed as an unrestricted free agent on November 12, 2013...Placed on waivers on December 13, 2013.

YEAR	G	GS	MIN	FG	FGA	PCT	3P	3PA	PCT	FT	FTA	PCT	OFF	DEF	TOT	AST	PF	DQ	STL	TO	BLK	PTS	AVG
13-14	4	0	24	0	0	.000	0	0	.000	0	0	.000	0	3	3	2	1	0	1	1	0	0	0.0

Claxton, Speedy**5-11 • Guard • Hofstra**

Acquired from Golden State along with Dale Davis and cash considerations in exchange for Baron Davis on Feb. 24, 2005...Became a free agent following the 2005-06 season.

YEAR	G	GS	MIN	FG	FGA	PCT	3P	3PA	PCT	FT	FTA	PCT	OFF	DEF	TOT	AST	PF	DQ	STL	TO	BLK	PTS	AVG
04-05	16	3	365	41	110	.373	1	9	.111	25	41	.610	5	26	31	88	30	1	22	27	2	108	6.8
05-06	71	3	2019	304	736	.413	17	63	.270	246	320	.769	39	154	93	339	177	1	108	154	6	871	12.3
TOTALS	87	6	2384	345	846	.408	18	72	.250	271	361	.751	44	180	224	427	207	2	130	181	8	979	11.3

Cole, Norris**6-2 • Guard • Cleveland State**

Acquired along with Justin Hamilton and Shawne Williams and cash considerations from Miami as part of a three-team deal that sent John Salmons to Phoenix...Re-signed by New Orleans as a restricted free agent September 17, 2015.

YEAR	G	GS	MIN	FG	FGA	PCT	3P	3PA	PCT	FT	FTA	PCT	OFF	DEF	TOT	AST	PF	DQ	STL	TO	BLK	PTS	AVG
14-15	28	2	683	112	252	.444	28	74	.378	26	35	.743	1	50	51	90	49	1	15	41	7	278	9.9
15-16	45	23	1198	196	484	.405	33	102	.324	52	65	.800	10	141	151	167	102	0	37	75	5	477	10.6
TOTALS	73	25	1881	308	736	.418	61	176	.347	78	100	.780	11	191	202	257	151	1	52	116	12	755	10.3

TEAM HISTORY

Collison, Darren

6-0 - Guard - UCLA

Selected in 1st round (21st overall) of the 2009 NBA Draft...Traded to Indiana along with James Posey in a four-team trade on Aug. 11, 2010.

YEAR	G	GS	MIN	FG	FGA	PCT	3P	3PA	PCT	FT	FTA	PCT	OFF	DEF	TOT	AST	PF	DQ	STL	TO	BLK	PTS	AVG
09-10	76	37	2109	376	789	.477	46	115	.400	148	174	.851	41	151	192	432	92	0	78	202	4	946	12.4

Cook, Quinn

6-2 - Guard - Duke

Signed a 10-day contract on March 19, 2017...Signed a second 10-day contract on March 29, 2017...Signed for the remainder of the 2016-17 season on April 8...Waived on July 25, 2017.

YEAR	G	GS	MIN	FG	FGA	PCT	3P	3PA	PCT	FT	FTA	PCT	OFF	DEF	TOT	AST	PF	DQ	STL	TO	BLK	PTS	AVG
16-17	9	0	111	22	41	.537	6	12	.500	2	3	.667	1	3	5	14	7	0	3	5	0	52	5.8

Cousins, DeMarcus

6-11 - Forward - Kentucky

Acquired from the Sacramento Kings along with Omri Casspi in exchange for Tyreke Evans, Buddy Hield, Langston Galloway, and draft picks on February 20, 2017

YEAR	G	GS	MIN	FG	FGA	PCT	3P	3PA	PCT	FT	FTA	PCT	OFF	DEF	TOT	AST	PF	DQ	STL	TO	BLK	PTS	AVG
16-17	17	17	574	142	314	.452	36	96	.375	94	121	.777	38	174	212	66	75	3	25	62	19	414	24.4

Crawford, Jordan

6-4 - Guard - Xavier

Signed a 10-day contract on March 6, 2017...Signed a multi-year contract on March 16, 2017.

YEAR	G	GS	MIN	FG	FGA	PCT	3P	3PA	PCT	FT	FTA	PCT	OFF	DEF	TOT	AST	PF	DQ	STL	TO	BLK	PTS	AVG
16-17	19	0	442	105	218	.482	37	95	.389	20	26	.769	4	30	34	57	30	0	11	25	2	267	14.1

Cunningham, Dante

6-8 - Forward - Villanova

Signed as an unrestricted free agent December 4, 2014...Re-signed as unrestricted free agent July 9, 2015.

YEAR	G	GS	MIN	FG	FGA	PCT	3P	3PA	PCT	FT	FTA	PCT	OFF	DEF	TOT	AST	PF	DQ	STL	TO	BLK	PTS	AVG
14-15	66	27	1652	155	339	.457	1	10	.100	29	47	.617	70	186	256	50	101	0	46	35	37	340	5.2
15-16	80	46	1971	186	412	.451	55	174	.316	57	82	.695	57	179	236	77	173	1	42	41	33	484	6.1
16-17	66	35	1649	174	359	.485	71	181	.392	16	27	.593	56	221	277	36	100	0	39	28	28	435	6.6
TOTALS	212	108	5272	515	1110	.464	127	365	.348	102	156	.654	183	586	769	163	374	1	127	104	98	1259	5.9

Daniels, Antonio

6-4 - Guard - Bowling Green

Acquired along with a 2010 second round draft pick as part of a three team trade on December 9, 2008 that sent Mike James (NOH) and Jarvis Crittendon (MEM) to Washington, with the Grizzlies receiving a 2010 first round draft pick...Traded to Minnesota in exchange for Bobby Brown and Darius Songaila on September 9, 2009.

YEAR	G	GS	MIN	FG	FGA	PCT	3P	3PA	PCT	FT	FTA	PCT	OFF	DEF	TOT	AST	PF	DQ	STL	TO	BLK	PTS	AVG
08-09	61	4	733	81	191	.424	17	49	.347	55	67	.821	5	50	55	130	41	0	19	49	1	234	3.8

Davis, Anthony

6-10 - Forward - Kentucky

Selected in the first round of the 2012 NBA Draft (1st pick) on June 28, 2012...Signed contract extension July 9, 2015.

YEAR	G	GS	MIN	FG	FGA	PCT	3P	3PA	PCT	FT	FTA	PCT	OFF	DEF	TOT	AST	PF	DQ	STL	TO	BLK	PTS	AVG
12-13	64	60	1846	349	676	.516	0	6	.000	169	225	.751	165	357	522	63	158	0	75	89	112	867	13.5
13-14	67	66	2358	522	1005	.519	2	9	.222	348	440	.791	207	466	673	105	200	1	89	109	189	1394	20.8
14-15	68	68	2455	642	1199	.535	1	12	.083	371	461	.805	173	523	696	149	141	0	100	95	200	1656	24.4
15-16	61	61	2164	560	1136	.493	35	108	.324	326	430	.758	130	497	627	116	148	0	78	121	125	1481	24.3
16-17	75	75	2708	770	1527	.504	40	134	.299	519	647	.802	174	712	886	157	168	0	94	181	167	2099	28.0
TOTALS	335	330	11,531	2843	5543	.513	78	269	.290	1733	2203	.787	849	2555	3404	590	815	1	436	595	793	7497	22.4

Davis, Baron

6-3 - Guard - UCLA

Selected in the first round of the 1999 NBA Draft (3rd pick)...Traded to Golden State in exchange for Dale Davis, Speedy Claxton and cash considerations on Feb. 24, 2005.

YEAR	G	GS	MIN	FG	FGA	PCT	3P	3PA	PCT	FT	FTA	PCT	OFF	DEF	TOT	AST	PF	DQ	STL	TO	BLK	PTS	AVG
02-03	50	47	1889	332	798	.416	99	283	.350	93	131	.710	56	130	186	320	148	3	91	140	22	856	17.1
03-04	67	66	2686	554	1402	.395	187	582	.321	237	352	.673	66	221	287	501	178	2	158	215	27	1532	22.9
04-05	18	13	593	111	303	.366	44	137	.321	74	96	.771	16	51	67	129	52	0	31	38	4	340	18.9
TOTALS	135	126	5168	997	2503	.398	330	1002	.329	404	579	.698	138	402	540	950	378	5	280	393	53	2728	20.2

Dejean-Jones, Bryce

6-6 - Guard - Iowa State

Signed a 10-day contract on Jan. 21, 2016...Signed to a second 10-day contract on Feb. 1, 2016...Signed for the remainder of the 2015-16 season on Feb. 19, 2016.

YEAR	G	GS	MIN	FG	FGA	PCT	3P	3PA	PCT	FT	FTA	PCT	OFF	DEF	TOT	AST	PF	DQ	STL	TO	BLK	PTS	AVG
15-16	14	11	279	28	69	.406	12	32	.375	11	21	.524	8	40	48	15	17	0	10	11	2	79	5.6

Diallo, Cheick

6-9 - Forward - Kansas

Acquired by New Orleans in exchange for the draft rights to David Michineau and Diamond Stone on June 23, 2016.

YEAR	G	GS	MIN	FG	FGA	PCT	3P	3PA	PCT	FT	FTA	PCT	OFF	DEF	TOT	AST	PF	DQ	STL	TO	BLK	PTS	AVG
16-17	17	0	199	36	76	.474	--	--	---	15	21	.714	23	50	73	4	17	0	4	7	7	87	5.1

Dickau, Dan

6-0 - Guard - Gonzaga

Acquired from Dallas in exchange for Darrell Armstrong and a 2005 second round draft pick on Dec. 3, 2004...Traded to Boston for a 2006 second round pick on Sept. 30, 2005.

YEAR	G	GS	MIN	FG	FGA	PCT	3P	3PA	PCT	FT	FTA	PCT	OFF	DEF	TOT	AST	PF	DQ	STL	TO	BLK	PTS	AVG
04-05	67	46	2074	305	748	.408	84	242	.347	188	225	.836	34	145	179	346	200	3	76	144	4	882	13.2

Douglas, Toney

6-2 - Guard - Florida State

Signed to a 10-day contract on February 4, 2015...Released February 19, 2015...Re-signed March 24, 2015...Waived July 31, 2015...Re-signed October 30, 2015...Waived July 12, 2016.

YEAR	G	GS	MIN	FG	FGA	PCT	3P	3PA	PCT	FT	FTA	PCT	OFF	DEF	TOT	AST	PF	DQ	STL	TO	BLK	PTS	AVG
14-15	12	0	177	19	51	.373	5	18	.278	8	13	.615	2	20	22	24	20	0	11	10	4	51	4.3
15-16	61	18	1262	183	445	.411	81	203	.399	84	99	.848	25	118	143	157	131	1	70	64	5	531	8.7
TOTALS	73	18	1439	202	496	.407	86	221	.389	92	112	.821	27	138	165	181	151	1	81	74	9	582	8.0

Drew, Bryce

6-3 - Guard - Valparaiso

Signed as a free agent on July 24, 2001...Waived on Mar. 2, 2004.

YEAR	G	GS	MIN	FG	FGA	PCT	3P	3PA	PCT	FT	FTA	PCT	OFF	DEF	TOT	AST	PF	DQ	STL	TO	BLK	PTS	AVG
02-03	13	0	79	8	27	.296	3	7	.429	0	0	--	4	9	13	11	2	0	2	3	0	19	1.5
03-04	15	0	78	4	18	.222	1	7	.143	3	3	1.000	0	6	6	13	1	0	4	8	0	12	0.8
TOTALS	28	0	157	12	45	.267	4	14	.286	3	3	1.000	4	15	19	24	3	0	6	11	0	31	1.1

Dyson, Jerome**6-3 • Guard • Connecticut**

Signed as a free agent on December 9, 2011...Re-signed by the Hornets on April 10, 2012. Signed for the remainder of the season on April 20, 2012.

YEAR	G	GS	MIN	FG	FGA	PCT	3P	3PA	PCT	FT	FTA	PCT	OFF	DEF	TOT	AST	PF	DQ	STL	TO	BLK	PTS	AVG
11-12	9	1	180	19	48	.396	1	8	.125	28	36	.778	2	17	19	18	19	0	11	20	2	67	7.4

Edwards, Corsley**6-9 • Forward • Central Connecticut State**

Signed as a free agent on Dec. 4, 2004...Waived on Jan. 3, 2005...Signed to a 10-day contract on Jan. 5, 2005...Became a free agent on Jan. 14, 2005.

YEAR	G	GS	MIN	FG	FGA	PCT	3P	3PA	PCT	FT	FTA	PCT	OFF	DEF	TOT	AST	PF	DQ	STL	TO	BLK	PTS	AVG
04-05	10	0	110	10	31	.323	0	0	--	7	12	.583	12	13	25	3	19	1	3	2	4	27	2.7

Ely, Melvin**6-9 • Forward/Center • Fresno State**

Signed as a free agent by the Hornets on September 13, 2007...Became a free agent following the 2008-09 season...Re-signed as unrestricted free agent April 14, 2014...Traded to Washington in three-team trade with Houston, in exchange for Omer Asik, Omri Caspi and cash considerations (from Houston), along with Alonzo Gee, Scotty Hopkins and a 2015 First Round Draft pick (from New Orleans to Houston) on July 15, 2015.

YEAR	G	GS	MIN	FG	FGA	PCT	3P	3PA	PCT	FT	FTA	PCT	OFF	DEF	TOT	AST	PF	DQ	STL	TO	BLK	PTS	AVG
07-08	52	1	621	85	180	.472	0	0	--	32	58	.552	28	117	145	22	79	0	7	42	18	202	3.9
08-09	31	4	373	37	95	.389	0	0	--	23	36	.639	30	34	64	18	58	0	2	23	9	97	3.1
13-14	2	0	27	3	6	.500	0	0	--	0	0	--	0	1	1	0	5	0	0	1	6	3.0	
TOTALS	85	5	1021	125	281	.445	0	0	--	55	94	.585	58	152	210	40	142	0	9	65	28	305	3.6

Ennis, James**6-7 • Forward • Long Beach State**

Signed to a 10-day contract on March 30, 2016...Signed for the remainder of the 2015-16 season on April 9, 2016...Became a free agent at the conclusion of the 2015-16 season.

YEAR	G	GS	MIN	FG	FGA	PCT	3P	3PA	PCT	FT	FTA	PCT	OFF	DEF	TOT	AST	PF	DQ	STL	TO	BLK	PTS	AVG
15-16	9	5	282	50	100	.500	24	50	.480	19	24	.792	17	18	35	18	26	1	12	17	3	143	15.9

Evans, Tyreke**6-6 • Guard • Memphis**

Acquired from the Sacramento Kings as a part of a three team trade on July 10, 2013...Traded to Sacramento along with Langston Galloway and Buddy Hield in exchange for Omri Casspi and DeMarcus Cousins on February 20, 2017.

YEAR	G	GS	MIN	FG	FGA	PCT	3P	3PA	PCT	FT	FTA	PCT	OFF	DEF	TOT	AST	PF	DQ	STL	TO	BLK	PTS	AVG
13-14	72	22	2028	391	897	.436	21	95	.221	239	310	.771	76	265	341	363	155	0	84	175	21	1042	14.5
14-15	79	76	2690	521	1165	.447	69	227	.304	202	291	.694	82	334	416	521	198	3	100	246	97	1313	16.6
15-16	25	25	765	136	314	.433	33	85	.388	74	93	.796	20	109	129	164	66	0	32	73	8	379	15.2
16-17	26	0	474	91	227	.401	21	70	.300	45	58	.776	6	80	86	91	41	0	23	39	4	248	9.5
TOTALS	202	123	5957	1139	2603	.438	144	477	.302	560	752	.745	184	788	972	1139	460	3	239	533	70	2982	14.8

Ewing, Jr., Patrick**6-8 • Forward • Georgetown**

Signed a 10-day contract on March 26, 2011...Signed a contract for the rest of the 2010-2011 season...Waived on December 13, 2011.

YEAR	G	GS	MIN	FG	FGA	PCT	3P	3PA	PCT	FT	FTA	PCT	OFF	DEF	TOT	AST	PF	DQ	STL	TO	BLK	PTS	AVG
10-11	7	0	19	0	5	.000	0	2	.000	3	4	.750	1	1	2	2	2	1	0	1	1	3	0.4

Fizer, Marcus**6-8 • Forward • Iowa State**

Signed as a free agent on April 10, 2006...Became a free agent following the 2005-06 season.

YEAR	G	GS	MIN	FG	FGA	PCT	3P	3PA	PCT	FT	FTA	PCT	OFF	DEF	TOT	AST	PF	DQ	STL	TO	BLK	PTS	AVG
05-06	3	0	39	9	17	.529	1	1	1.000	1	2	.500	1	6	7	1	5	0	0	2	0	20	6.7

Foote, Jeff**7-0 • Center • Cornell**

Signed as a free agent to a 10-day contract on March 9, 2012.

YEAR	G	GS	MIN	FG	FGA	PCT	3P	3PA	PCT	FT	FTA	PCT	OFF	DEF	TOT	AST	PF	DQ	STL	TO	BLK	PTS	AVG
11-12	4	0	39	2	6	.333	0	0	--	0	0	--	1	5	6	0	5	0	0	2	1	4	1.0

Frazier, Tim**6-1 • Guard • Penn State**

Signed to a 10-day contract on March 16, 2016...Signed for the remainder of the 2015-16 season on March 26, 2016...Re-signed as unrestricted free agent July 22, 2016...Traded to Washington in exchange for the 52nd overall pick in the 2017 NBA Draft on June 21, 2017.

YEAR	G	GS	MIN	FG	FGA	PCT	3P	3PA	PCT	FT	FTA	PCT	OFF	DEF	TOT	AST	PF	DQ	STL	TO	BLK	PTS	AVG
15-16	16	1	469	76	169	.450	13	31	.419	45	59	.763	15	56	71	120	42	0	23	38	1	210	13.1
16-17	65	35	1525	163	404	.403	40	128	.313	98	129	.760	34	139	173	335	133	1	56	101	6	464	7.1
TOTALS	81	35	1994	239	573	.417	53	159	.333	143	188	.761	49	195	244	455	232	1	79	139	7	674	8.3

Fredette, Jimmer**6-2 • Guard • Brigham Young**

Signed as a free agent on July 22, 2014...Became a free agent at the conclusion of the 2014-15 season...Re-signed November 10, 2015...Waived November 19, 2015.

YEAR	G	GS	MIN	FG	FGA	PCT	3P	3PA	PCT	FT	FTA	PCT	OFF	DEF	TOT	AST	PF	DQ	STL	TO	BLK	PTS	AVG
14-15	50	0	509	63	166	.380	9	48	.188	43	45	.956	8	32	40	58	43	0	15	33	2	178	3.6
15-16	4	0	13	1	4	.250	0	1	.000	--	--	--	0	0	0	1	1	0	1	1	0	2	0.5
TOTALS	54	0	522	64	170	.376	9	49	.184	43	45	.956	8	32	40	59	44	0	16	34	2	180	3.3

Freije, Matt**6-10 • Forward • Vanderbilt**

Signed as a free agent on Nov. 19, 2004...Waived on Jan. 21, 2005.

YEAR	G	GS	MIN	FG	FGA	PCT	3P	3PA	PCT	FT	FTA	PCT	OFF	DEF	TOT	AST	PF	DQ	STL	TO	BLK	PTS	AVG
04-05	23	11	441	37	127	.291	14	54	.259	5	8	.625	16	45	61	20	40	1	13	17	2	93	4.0

Galloway, Langston**6-2 • Guard • Saint Joseph's (PA)**

Signed as a free agent on July 21, 2016...Traded to Sacramento along with Tyreke Evans and Buddy Hield in exchange for Omri Casspi and DeMarcus Cousins on February 20, 2017.

YEAR	G	GS	MIN	FG	FGA	PCT	3P	3PA	PCT	FT	FTA	PCT	OFF	DEF	TOT	AST	PF	DQ	STL	TO	BLK	PTS	AVG
16-17	55	0	1120	165	441	.374	101	268	.377	40	52	.769	20	101	121	65	76	0	40	28	5	471	8.6

Garcia, Alex**6-3 • Guard • Brazil**

Claimed off of waivers from San Antonio on Jan. 16, 2004...Waived on Dec. 27, 2004.

YEAR	G	GS	MIN	FG	FGA	PCT	3P	3PA	PCT	FT	FTA	PCT	OFF	DEF	TOT	AST	PF	DQ	STL	TO	BLK	PTS	AVG
04-05	8	3	146	18	52	.346	5	18	.278	3	4	.750	7	8	15	18	15	0	4	8	1	44	5.5

TEAM HISTORY

Gee, Alonzo

6-6 • Forward • Alabama

Signed as a free agent on July 16, 2015...Waived on October 24, 2016.

YEAR	G	GS	MIN	FG	FGA	PCT	3P	3PA	PCT	FT	FTA	PCT	OFF	DEF	TOT	AST	PF	DQ	STL	TO	BLK	PTS	AVG
15-16	73	38	1632	132	255	.518	17	60	.283	44	66	.667	60	185	245	72	169	2	63	55	13	325	4.5

Goodwin, Archie

6-5 • Guard • Kentucky

Signed as a free agent on November 7, 2016...Waived on November 20, 2016.

YEAR	G	GS	MIN	FG	FGA	PCT	3P	3PA	PCT	FT	FTA	PCT	OFF	DEF	TOT	AST	PF	DQ	STL	TO	BLK	PTS	AVG
16-17	3	0	30	2	5	.400	1	2	.500	10	10	1.000	0	0	0	1	1	0	0	0	1	15	5.0

Gordon, Eric

6-4 • Guard • Indiana

Acquired from the LA Clippers along with Al-Farouq Aminu, Chris Kaman and a 2012 first round draft pick for Chris Paul and two 2015 second round draft picks...Re-signed as a restricted free agent on July 14, 2012...Exercised player option for 2015-16 season on June 18, 2015...Became an unrestricted free agent at the conclusion of the 2015-16 season.

YEAR	G	GS	MIN	FG	FGA	PCT	3P	3PA	PCT	FT	FTA	PCT	OFF	DEF	TOT	AST	PF	DQ	STL	TO	BLK	PTS	AVG
11-12	9	9	310	63	140	.450	10	40	.250	49	65	.754	2	23	25	31	20	0	13	24	4	185	20.6
12-13	42	40	1264	235	584	.402	56	173	.324	187	222	.842	10	67	77	137	75	1	45	117	8	713	17.0
13-14	64	64	2057	356	817	.436	101	258	.391	175	223	.785	30	135	165	208	114	2	74	134	12	988	15.4
14-15	61	60	2018	285	694	.411	141	315	.448	107	133	.805	28	131	159	229	145	0	50	122	14	818	13.4
15-16	45	44	1481	231	552	.418	113	294	.384	111	125	.888	10	89	99	121	98	0	43	73	14	686	15.2
TOTALS	221	217	7130	1170	2787	.420	421	1080	.390	629	768	.819	80	445	525	726	452	3	225	470	52	3390	15.3

Gray, Aaron

7-0 • Center • Pittsburgh

Acquired from Chicago in exchange for Devin Brown on Jan. 25, 2010...Signed as a free agent on July 15, 2010...Became a free agent following the 2010-11 season.

YEAR	G	GS	MIN	FG	FGA	PCT	3P	3PA	PCT	FT	FTA	PCT	OFF	DEF	TOT	AST	PF	DQ	STL	TO	BLK	PTS	AVG
09-10	24	0	261	34	61	.557	0	0	.000	18	21	.857	40	50	90	20	44	0	9	17	11	86	3.6
10-11	41	6	531	56	99	.566	0	0	.000	17	34	.500	59	112	171	16	96	2	11	32	12	129	3.1
TOTALS	65	6	792	90	160	.562	0	0	.000	35	55	.636	99	162	261	36	140	2	20	49	23	215	3.3

Green, Willie

6-4 • Guard • Detroit Mercy

Acquired from Philadelphia with Jason Smith for Craig Brackins and Darius Songalla on September 23, 2010...Became a free agent following the 2010-11 season.

YEAR	G	GS	MIN	FG	FGA	PCT	3P	3PA	PCT	FT	FTA	PCT	OFF	DEF	TOT	AST	PF	DQ	STL	TO	BLK	PTS	AVG
10-11	7713	1674	270	609	.44354	155	.348	78	100	.780	22	139	161	74	143	0	36	67	13672	8.7			

Hamilton, Jordan

6-7 • Forward • Texas

Signed to a 10-day contract on March 25, 2016...Signed for the remainder of the 2015-16 season on April 4, 2016.

YEAR	G	GS	MIN	FG	FGA	PCT	3P	3PA	PCT	FT	FTA	PCT	OFF	DEF	TOT	AST	PF	DQ	STL	TO	BLK	PTS	AVG
15-16	11	4	304	49	116	.422	13	45	.289	14	21	.667	12	50	62	25	24	0	8	17	3	125	11.4

Harrington, Junior

6-4 • Guard • Wingate

Signed as a free agent on Sept. 30, 2004. Waived on Jan. 21, 2005. Signed to a 10-day contract on Jan. 28, 2005. Became a free agent on Feb. 6, 2005.

YEAR	G	GS	MIN	FG	FGA	PCT	3P	3PA	PCT	FT	FTA	PCT	OFF	DEF	TOT	AST	PF	DQ	STL	TO	BLK	PTS	AVG
04-05	297	550	64	178	.360	6	19	.316	29	35	.829	13	50	63	62	72	1	25	41	5163	5.6		

Harris, Terrel

6-5 • Guard • Oklahoma State

Signed as a free agent to a 10-day contract on March 8, 2013...Signed to a second 10-day contract on March 18, 2013...Signed for the remainder of the season on March 28, 2013.

YEAR	G	GS	MIN	FG	FGA	PCT	3P	3PA	PCT	FT	FTA	PCT	OFF	DEF	TOT	AST	PF	DQ	STL	TO	BLK	PTS	AVG
12-13	130	108	219	1050	7	.0001	2	.500	0	17	17	7	14	0.2	13	3	5	0.4					

Hart, Jason

6-3 • Guard • Syracuse

Signed as a free agent to a 10-day contract on Feb. 5, 2010.

YEAR	G	GS	MIN	FG	FGA	PCT	3P	3PA	PCT	FT	FTA	PCT	OFF	DEF	TOT	AST	PF	DQ	STL	TO	BLK	PTS	AVG
09-10	4	0	17	1	1	1.000	0	0	--	0	0	--	0	2	2	5	4	0	1	3	1	2	0.5

Haston, Kirk

6-9 • Forward • Indiana

Selected in the first round (16th overall) of the 2001 NBA Draft...Waived on Oct. 29, 2003.

YEAR	G	GS	MIN	FG	FGA	PCT	3P	3PA	PCT	FT	FTA	PCT	OFF	DEF	TOT	AST	PF	DQ	STL	TO	BLK	PTS	AVG
02-03	120	57	2	17	.3180	3	.0002	4	.500	0	77	3	10	00	7	56	0.5						

Henry, Xavier

6-6 • Guard • Kansas

Acquired from Memphis in exchange for a 2013 second round pick on January 4, 2012...Rights were renounced following the 2012-13 season.

YEAR	G	GS	MIN	FG	FGA	PCT	3P	3PA	PCT	FT	FTA	PCT	OFF	DEF	TOT	AST	PF	DQ	STL	TO	BLK	PTS	AVG
11-12	45	0	759	90	228	.395	7	17	.412	52	85	.612	24	82	106	35	59	0	26	35	8	239	5.3
12-13	50	2	625	66	161	.410	4	11	.364	58	92	.630	21	69	90	13	72	0	16	31	5	184	3.9
TOTALS	95	2	1384	156	389	.401	11	28	.393	110	177	.621	45	151	196	48	131	0	42	66	13	433	4.6

Hield, Buddy

6-4 • Guard • Oklahoma

Selected in the first round of the 2016 NBA Draft (6th pick) on June 22, 2016...Traded to Sacramento along with Tyreke Evans and Langston Galloway in exchange for Omri Casspi and DeMarcus Cousins on February 20, 2017.

YEAR	G	GS	MIN	FG	FGA	PCT	3P	3PA	PCT	FT	FTA	PCT	OFF	DEF	TOT	AST	PF	DQ	STL	TO	BLK	PTS	AVG
16-17	57	37	1161	185	472	.392	89	241	.369	29	33	.879	19	147	166	77	81	0	18	48	7	488	8.6

Hill, Solomon

6-7 • Forward • Arizona

Signed as a free agent on July 21, 2016.

YEAR	G	GS	MIN	FG	FGA	PCT	3P	3PA	PCT	FT	FTA	PCT	OFF	DEF	TOT	AST	PF	DQ	STL	TO	BLK	PTS	AVG
16-17	80	71	2374	183	477	.384	94	270	.348	103	128	.805	51	256	307	141	182	0	71	82	32	563	7.0

Holiday, Jrue**6-4 - Guard - UCLA**

Acquired in a trade from the Philadelphia 76ers along with Pierre Jackson in exchange for Nerlens Noel and a 2014 1st round draft pick on July 12, 2013.

YEAR	G	GS	MIN	FG	FGA	PCT	3P	3PA	PCT	FT	FTA	PCT	OFF	DEF	TOT	AST	PF	DQ	STL	TO	BLK	PTS	AVG
13-14	34	34	1143	203	454	.447	30	77	.390	51	63	.810	28	114	142	268	92	0	56	105	12	487	14.3
14-15	40	37	1303	238	534	.446	51	135	.378	65	76	.855	32	103	135	274	110	1	63	91	23	592	14.8
15-16	65	23	1831	410	935	.439	87	259	.336	182	216	.843	27	168	195	391	148	1	88	167	22	1089	16.8
16-17	67	61	2190	405	894	.453	100	281	.356	119	168	.708	46	218	264	488	133	0	100	194	43	1029	15.4
TOTALS	206	155	6467	1256	2817	.446	268	752	.356	417	523	.797	133	603	736	1421	483	2	307	557	100	3197	15.5

Jack, Jarrett**6-3 - Guard - Georgia Tech**

Acquired from Toronto with David Anderson and Marcus Banks in exchange for Jerryd Bayless and Peja Stojakovic on November 20, 2010...Traded to the Golden State Warriors in a three team deal on July 11, 2012...Signed a 10-day contract on February 24, 2017.

YEAR	G	GS	MIN	FG	FGA	PCT	3P	3PA	PCT	FT	FTA	PCT	OFF	DEF	TOT	AST	PF	DQ	STL	TO	BLK	PTS	AVG
10-11	70	2	1375	212	515	.412	29	84	.345	142	168	.845	14	117	131	183	77	0	40	76	6	595	8.5
11-12	45	39	1530	266	583	.456	39	112	.348	129	148	.872	23	153	176	285	93	0	31	106	9	700	15.6
16-17	2	0	33	2	3	.667	0	1	.000	2	2	1.000	0	0	0	5	4	0	2	3	0	6	3.0
TOTALS	117	41	2938	480	1100	.436	68	197	.345	273	318	.858	37	270	307	473	174	0	73	185	15	1301	11.1

Jackson, Bobby**6-1 - Guard - Minnesota**

Signed as a free agent on July 26, 2006...Traded to Houston on February 21, 2008, in a three team trade that acquired Bonzi Wells, Mike James and cash considerations (from Houston), sent Jackson, Adam Haluska, a 2008 second round draft pick (from New Orleans) and the rights to Sergei Lishouk (from Memphis) to Houston, and forward Marcus Vinicius, the rights to Malick Badiane and cash considerations (from Houston) to Memphis.

YEAR	G	GS	MIN	FG	FGA	PCT	3P	3PA	PCT	FT	FTA	PCT	OFF	DEF	TOT	AST	PF	DQ	STL	TO	BLK	PTS	AVG
06-07	56	2	1330	204	518	.394	54	165	.327	130	168	.774	42	136	178	141	98	0	50	78	6	592	10.6
07-08	46	0	891	116	296	.392	53	144	.368	40	49	.816	23	87	110	76	59	0	32	31	3	325	7.1
TOTALS	102	2	2221	320	814	.393	107	309	.346	170	217	.783	65	223	288	217	157	0	82	109	9	917	9.0

Jackson, Marc**6-10 - Center - Temple**

Acquired along with Linton Johnson from the New Jersey Nets in exchange for Bostjan Nachbar on Feb. 23, 2006...Became a free agent following the 2006-07 season.

YEAR	G	GS	MIN	FG	FGA	PCT	3P	3PA	PCT	FT	FTA	PCT	OFF	DEF	TOT	AST	PF	DQ	STL	TO	BLK	PTS	AVG
05-06	27	10	594	108	221	.489	1	2	.500	28	34	.824	56	72	128	22	56	1	8	37	2	245	9.1
06-07	56	25	1025	15	388	.410	0	1	.000	90	103	.874	62	130	192	58	89	0	21	65	7	408	7.3
TOTALS	83	35	1619	267	609	.438	1	3	.333	118	137	.86	118	202	320	80	145	1	29	102	9	653	7.9

Jacobson, Casey**6-6 - Guard/Forward - Stanford**

Acquired from Phoenix along with Maciej Lampe and Jackson Vroman in exchange for Jim Jackson and a 2005 second round draft pick on Jan. 21, 2005...Became a free agent after the 2004-05 season.

YEAR	G	GS	MIN	FG	FGA	PCT	3P	3PA	PCT	FT	FTA	PCT	OFF	DEF	TOT	AST	PF	DQ	STL	TO	BLK	PTS	AVG
04-05	44	1	1030	100	251	.398	32	88	.364	103	130	.792	18	82	100	76	48	0	22	44	7	335	7.6

James, Mike**6-2 - Guard - Duquesne**

Acquired along with Bonzi Wells and cash considerations (from Houston) in a three-team trade that sent Bobby Jackson, Adam Haluska, a 2006 second round draft pick (from New Orleans) and the rights to Sergei Lishouk (from Memphis) to Houston, and forward Marcus Vinicius (from New Orleans), the rights to Malick Badiane and cash considerations (from Houston) to Memphis on Feb. 21, 2008...Traded in exchange for Antonio Daniels from Washington on December 9, 2008.

YEAR	G	GS	MIN	FG	FGA	PCT	3P	3PA	PCT	FT	FTA	PCT	OFF	DEF	TOT	AST	PF	DQ	STL	TO	BLK	PTS	AVG
07-08	21	0	183	22	64	.344	7	23	.304	6	6	1.000	3	14	17	6	12	0	4	7	0	57	2.7
08-09	8	0	74	8	25	.320	3	4	.750	1	2	.500	1	6	7	8	7	0	2	3	0	20	2.5
TOTALS	29	0	257	30	89	.337	10	27	.370	7	8	.875	4	20	24	14	19	0	6	10	0	77	2.7

Johnson, Carldeil 'Squeaky'**5-11 - Guard - UAB**

Signed as a free agent on December 9, 2011...Waived on February 7, 2012.

Year	G	GS	Min	FG	FGA	Pct	3P	3PA	Pct	FT	FTA	Pct	Off	Def	Tot	Ast	PF	Dq	Stl	To	Blk	Pts	AvG
11-12	15	0	119	11	35	.314	4	15	.267	1	3	.333	1	8	9	22	11	0	8	7	0	27	1.8

Johnson, Chris**6-11 - Center - Louisiana State**

Claimed off waivers on March 19, 2012...Waived on April 18, 2012.

YEAR	G	GS	MIN	FG	FGA	PCT	3P	3PA	PCT	FT	FTA	PCT	OFF	DEF	TOT	AST	PF	DQ	STL	TO	BLK	PTS	AVG
11-12	7	0	82	9	18	.500	0	.000	5	7	.714	.715	22	113	05	8	123	33					

Johnson III, Linton**6-8 - Forward - Tulane**

Acquired along with Marc Jackson from the New Jersey Nets in exchange for Bostjan Nachbar on Feb. 23, 2006...Became a free agent following the 2006-07 season.

YEAR	G	GS	MIN	FG	FGA	PCT	3P	3PA	PCT	FT	FTA	PCT	OFF	DEF	TOT	AST	PF	DQ	STL	TO	BLK	PTS	AVG
05-06	27	7	489	56	139	.403	13	36	.361	17	23	.739	40	75	115	12	54	2	10	24	12	142	5.3
06-07	54	0	720	93	190	.489	10	30	.333	30	37	.811	52	111	163	18	101	0	33	27	18	226	4.2
TOTALS	81	7	1209	149	329	.453	23	66	.348	47	60	.783	92	186	278	30	155	2	43	51	30	368	4.5

Johnson, Orlando**6-5 - Guard - University of California-Santa Barbara**

Signed a 10-day contract on March 9, 2016.

YEAR	G	GS	MIN	FG	FGA	PCT	3P	3PA	PCT	FT	FTA	PCT	OFF	DEF	TOT	AST	PF	DQ	STL	TO	BLK	PTS	AVG
15-16	5	1	54	4	17	.235	1	5	.200	1	2	.500	1	5	6	2	4	0	1	3	0	10	2.0

Johnson, Trey**6-5 - Guard - Jackson State**

Signed as a free agent on December 9, 2011...Waived on January 27, 2012.

YEAR	G	GS	MIN	FG	FGA	PCT	3P	3PA	PCT	FT	FTA	PCT	OFF	DEF	TOT	AST	PF	DQ	STL	TO	BLK	PTS	AVG
11-12	11	0	61	8	14	.571	0	0	.000	5	5	1.000	3	9	12	4	10	0	1	5	0	21	1.9

Jones, Solomon**6-10 - Forward - South Florida**

Signed a 10-day contract on February 15, 2012...Signed a second 10-day contract on February 25, 2012.

YEAR	G	GS	MIN	FG	FGA	PCT	3P	3PA	PCT	FT	FTA	PCT	OFF	DEF	TOT	AST	PF	DQ	STL	TO	BLK	PTS	AVG
11-12	11	1	196	23	53	.434	0	0	.000	15	18	.833	21	20	41	7	31	1	5	13	6	61	5.5

TEAM HISTORY

Jones, Terrence

6-9 • Forward • Kentucky

Signed as a free agent on July 22, 2016..Waived on February 23, 2017.

YEAR	G	GS	MIN	FG	FGA	PCT	3P	3PA	PCT	FT	FTA	PCT	OFF	DEF	TOT	AST	PF	DQ	STL	TO	BLK	PTS	AVG
16-17	51	12	1264	231	488	.473	19	75	.253	103	170	.606	65	238	303	58	67	1	39	48	53	584	11.5

Kaman, Chris

7-0 • Center • Central Michigan

Acquired from the LA Clippers along with Al-Farouq Aminu, Eric Gordon and a 2012 first round draft pick for Chris Paul and two 2015 second round draft picks on December 14th, 2011..Became a free agent following the 2011-12 season.

YEAR	G	GS	MIN	FG	FGA	PCT	3P	3PA	PCT	FT	FTA	PCT	OFF	DEF	TOT	AST	PF	DQ	STL	TO	BLK	PTS	AVG
11-12	47	33	1372	266	597	.446	0	0	.000	84	107	.785	89	275	364	101	106	0	25	129	77	616	13.1

Lampe, Maciej

6-11 • Center • Poland

Acquired from Phoenix along with Casey Jacobsen and Jackson Vroman in exchange for Jim Jackson and a 2005 second round draft pick on Jan. 21, 2005..Traded to the Houston Rockets in exchange for Moochie Norris and cash considerations on Feb. 13, 2006.

YEAR	G	GS	MIN	FG	FGA	PCT	3P	3PA	PCT	FT	FTA	PCT	OFF	DEF	TOT	AST	PF	DQ	STL	TO	BLK	PTS	AVG
04-05	21	0	261	32	83	.386	0	1	.000	7	10	.700	15	42	57	10	31	0	4	7	5	71	3.4
05-06	2	0	16	0	4	.000	0	0	--	0	0	--	1	3	4	2	2	0	0	1	0	0	0.0
TOTALS	23	0	277	32	87	.368	0	1	.000	7	10	.700	16	45	61	12	33	0	4	8	5	71	3.1

Landry, Carl

6-9 • Forward • Purdue

Acquired from Sacramento for Marcus Thornton and cash on February 23, 2011..Re-signed by the Hornets on December 17, 2011..Became a free agent following the 2011-12 season.

YEAR	G	GS	MIN	FG	FGA	PCT	3P	3PA	PCT	FT	FTA	PCT	OFF	DEF	TOT	AST	PF	DQ	STL	TO	BLK	PTS	AVG
10-11	23	10	602	107	203	.527	0	1	.000	58	73	.795	38	56	94	13	71	1	10	27	12	272	11.8
11-12	41	8	999	182	362	.503	0	3	.000	147	184	.799	78	136	214	38	89	0	13	64	12	511	12.5
TOTALS	64	18	1601	289	565	.512	0	4	.000	205	257	.798	116	192	308	51	160	1	23	91	24	783	12.2

Livingston, Randy

6-4 • Guard • Louisiana State

Signed a 10-day contract on Jan. 27, 2003..Released on Feb. 5, 2003.

YEAR	G	GS	MIN	FG	FGA	PCT	3P	3PA	PCT	FT	FTA	PCT	OFF	DEF	TOT	AST	PF	DQ	STL	TO	BLK	PTS	AVG
02-03	2	0	12	2	4	.500	0	0	---	2	2	1.000	0	0	0	1	0	0	0	0	0	6	3.0

Lopez, Robin

7-0 • Center • Stanford

Acquired from Phoenix along with forward Hakim Warrick and cash considerations in exchange for guard Jerome Dyson and center Brad Miller, with two second round picks going to Minnesota as part of the three-team deal that sent forward Wesley Johnson and a first round pick from Minnesota to Phoenix on July 27, 2012..Traded to Portland with Terrell Harris as part of a three team trade that returned Jeff Withey (from Portland) and Tyreke Evans (from Sacramento), and sent Greivis Vasquez (from New Orleans) a 2016 second round pick, a future second round pick and cash considerations (all from Portland) to Sacramento.

YEAR	G	GS	MIN	FG	FGA	PCT	3P	3PA	PCT	FT	FTA	PCT	OFF	DEF	TOT	AST	PF	DQ	STL	TO	BLK	PTS	AVG
12-13	82	82	2136	384	719	.534	0	0	--	161	207	.778	226	236	462	64	16	1	32	110	128	929	11.3

Lynch, George

6-8 • Forward • North Carolina

Acquired along with Robert Traylor and Jerome Moiso from Philadelphia and Chris Porter from Golden State in a three-team deal that sent Derrick Coleman (from Charlotte), Corie Blount and Vonteego Cummings (from Golden State) to Philadelphia and Cedric Henderson (from Philadelphia) and a conditional first round draft pick from Philadelphia to Golden State on Oct. 25, 2001..Waived on Oct. 28, 2005.

YEAR	G	GS	MIN	FG	FGA	PCT	3P	3PA	PCT	FT	FTA	PCT	OFF	DEF	TOT	AST	PF	DQ	STL	TO	BLK	PTS	AVG
02-03	81	32	1497	147	359	.409	28	79	.354	41	74	.554	139	214	353	104	136	1	66	52	19	363	4.5
03-04	78	51	1701	149	375	.397	43	139	.309	34	51	.667	96	216	312	117	159	1	48	64	18	375	4.8
04-05	44	27	933	68	189	.360	11	37	.297	17	23	.739	55	119	174	88	83	0	32	57	12	164	3.7
TOTALS	203	110	4131	364	923	.394	82	255	.322	92	148	.622	290	549	839	309	378	2	146	173	49	902	4.4

Macijauskas, Arvydas

6-4 • Guard • Lithuania

Signed as a free agent on Aug. 2, 2005..Waived on July 12, 2006.

YEAR	G	GS	MIN	FG	FGA	PCT	3P	3PA	PCT	FT	FTA	PCT	OFF	DEF	TOT	AST	PF	DQ	STL	TO	BLK	PTS	AVG
05-06	19	0	135	14	41	.341	3	12	.250	13	15	.867	3	7	10	5	10	0	7	8	0	44	2.3

Magloire, Jamaal

6-10 • Center • Kentucky

Selected by the Hornets in the first round (19th overall) of the 2000 NBA Draft on June 28, 2000..Traded to the Milwaukee Bucks in exchange for forward Desmond Mason, an unconditional first round pick and cash considerations on Oct. 26, 2005.

YEAR	G	GS	MIN	FG	FGA	PCT	3P	3PA	PCT	FT	FTA	PCT	OFF	DEF	TOT	AST	PF	DQ	STL	TO	BLK	PTS	AVG
02-03	82	82	2443	305	635	.480	0	3	.000	231	322	.717	260	464	724	88	276	4	49	158	111	841	10.3
03-04	82	82	2777	383	809	.473	0	1	.000	353	470	.751	268	579	847	86	278	6	43	201	101	1119	13.6
04-05	23	22	703	98	227	.432	0	0	--	74	123	.602	79	126	205	29	74	0	8	59	23	270	11.7
TOTALS	187	186	5923	786	1671	.470	0	4	.000	658	915	.719	607	1169	1776	203	628	10	100	418	235	2230	11.9

Marks, Sean

6-10 • Forward/Center • California

Signed as a free agent on August 26, 2008..Signed as a free agent on August 27, 2009..Became a free agent following the 2009-10 season.

YEAR	G	GS	MIN	FG	FGA	PCT	3P	3PA	PCT	FT	FTA	PCT	OFF	DEF	TOT	AST	PF	DQ	STL	TO	BLK	PTS	AVG
08-09	60	5	838	80	165	.485	2	10	.200	30	44	.682	62	125	187	14	121	0	7	35	33	192	3.2
09-10	14	0	75	4	8	.500	0	0	--	2	5	.400	14	9	23	2	17	0	0	2	3	10	0.7
TOTALS	74	5	913	84	173	.486	2	10	.200	32	49	.653	76	134	210	16	138	0	7	37	36	202	2.7

Mashburn, Jamal

6-8 • Forward • Kentucky

Acquired from Miami Heat along with P.J. Brown, Rodney Buford, Tim James and Otis Thorpe in exchange for Ricky Davis, Dave Ellis, Eddie Jones and Anthony Mason on August 1, 2000. Traded to the Philadelphia 76ers along with Rodney Rogers in exchange for Glenn Robinson on February 24, 2005.

YEAR	G	GS	MIN	FG	FGA	PCT	3P	3PA	PCT	FT	FTA	PCT	OFF	DEF	TOT	AST	PF	DQ	STL	TO	BLK	PTS	AVG
02-03	82	81	3321	670	1586	.422	119	306	.389	313	369	.848	66	432	498	462	196	--	83	230	17	1772	21.6
03-04	19	18	730	156	398	.392	19	67	.284	65	80	.813	19	98	117	47	42	--	14	37	5	396	20.8
TOTALS	101	99	4051	826	1984	.416	138	373	.370	378	449	.842	85	530	615	509	238	--	97	267	22	2168	21.5

Mason, Desmond**6-5 - Forward/Guard - Oklahoma State**

Acquired along with an unconditional first round pick in the 2006 NBA Draft and cash considerations from the Milwaukee Bucks in exchange for Jamaal Magloire on Oct. 26, 2005...Became a free agent following the 2006-07 season.

YEAR	G	GS	MIN	FG	FGA	PCT	3P	3PA	PCT	FT	FTA	PCT	OFF	DEF	TOT	AST	PF	DQ	STL	TO	BLK	PTS	AVG
05-06	70	55	2102	275	690	.399	1	6	.167	206	302	.682	64	234	298	66	136	1	42	113	17	757	10.8
06-07	75	75	2575	407	900	.452	0	0	---	214	323	.663	124	221	345	115	174	1	52	192	22	1028	10.8
TOTALS	145	130	4677	682	1590	.429	1	6	.167	420	625	.672	188	455	643	181	310	2	94	305	39	1785	12.3

Mason, Jr., Roger**6-5 - Guard - Virginia**

Signed as a free agent on August 4, 2012...Rights were renounced following the 2012-13 season.

YEAR	G	GS	MIN	FG	FGA	PCT	3P	3PA	PCT	FT	FTA	PCT	OFF	DEF	TOT	AST	PF	DQ	STL	TO	BLK	PTS	AVG
12-13	69	13	1219	132	305	.433	66	159	.415	39	43	.907	11	121	132	74	104	0	26	51	11	369	5.3

Mbenga, D.J.**7-0 - Center - Democratic Republic of Congo**

Signed as a free agent on October 13, 2010...Became a free agent following the 2010-11 season.

YEAR	G	GS	MIN	FG	FGA	PCT	3P	3PA	PCT	FT	FTA	PCT	OFF	DEF	TOT	AST	PF	DQ	STL	TO	BLK	PTS	AVG
10-11	41	0	330	23	49	.469	0	0	---	13	18	.722	35	51	86	6	52	0	6	21	27	59	1.4

McGuire, Dominic**6-9 - Forward - Fresno State**

Signed as a free agent on December 16, 2012...Waived by New Orleans on January 4, 2013.

YEAR	G	GS	MIN	FG	FGA	PCT	3P	3PA	PCT	FT	FTA	PCT	OFF	DEF	TOT	AST	PF	DQ	STL	TO	BLK	PTS	AVG
12-13	9	0	145	9	21	.429	0	0	---	1	2	.500	7	21	28	9	13	0	8	5	3	19	2.1

Mekel, Gal**6-3 - Guard - Wichita State**

Signed on December 5, 2014...Waived on December 19, 2014.

YEAR	G	GS	MIN	FG	FGA	PCT	3P	3PA	PCT	FT	FTA	PCT	OFF	DEF	TOT	AST	PF	DQ	STL	TO	BLK	PTS	AVG
14-15	4	0	43	3	20	.150	0	3	.000	--	--	--	0	1	1	13	1	0	2	2	0	6	1.5

Mensah-Bonsu, Pops**6-9 - Center - George Washington**

Signed as a free agent on September 24, 2010...Waived by New Orleans on January 4, 2011.

YEAR	G	GS	MIN	FG	FGA	PCT	3P	3PA	PCT	FT	FTA	PCT	OFF	DEF	TOT	AST	PF	DQ	STL	TO	BLK	PTS	AVG
10-11	7	0	35	1	3	.333	0	0	---	0	0	---	3	8	11	2	11	0	0	2	0	2	0.3

Miller, Darius**6-8 - Forward - Kentucky**

Selected in the second round of the 2012 NBA Draft (46th overall pick) on June 28, 2012.

YEAR	G	GS	MIN	FG	FGA	PCT	3P	3PA	PCT	FT	FTA	PCT	OFF	DEF	TOT	AST	PF	DQ	STL	TO	BLK	PTS	AVG
12-13	52	2	694	44	108	.407	22	56	.393	8	8	1.000	8	70	78	44	89	0	17	23	12	118	2.3
13-14	45	7	723	73	166	.440	25	77	.325	29	36	.806	9	43	52	43	88	0	24	22	9	200	4.4
14-15	5	1	43	1	7	.143	0	1	.000	--	--	--	0	1	2	8	0	0	1	1	0	2	0.4
TOTALS	102	10	1460	118	281	.420	47	134	.351	37	44	.841	17	114	131	89	185	0	42	46	21	320	3.1

Moiso, Jerome**6-10 - Forward - UCLA**

Acquired along with Robert Traylor and George Lynch from Philadelphia and Chris Porter from Golden State in a three-team trade which sent Derrick Coleman (from Charlotte), Corie Blount and Vontego Cummings (from Golden State) to Philadelphia and Cedric Henderson (from Philadelphia) and a conditional first round draft pick from Philadelphia to Golden State on Oct. 25, 2001. Became a free agent after 2002-03 season.

YEAR	G	GS	MIN	FG	FGA	PCT	3P	3PA	PCT	FT	FTA	PCT	OFF	DEF	TOT	AST	PF	DQ	STL	TO	BLK	PTS	AVG
02-03	51	1	644	89	171	.520	0	0	---	27	41	.659	59	119	178	22	87	1	19	46	44	205	4.0

Moore, E'Twaun**6-4 - Guard - Purdue**

Signed as a free agent on July 21, 2016.

YEAR	G	GS	MIN	FG	FGA	PCT	3P	3PA	PCT	FT	FTA	PCT	OFF	DEF	TOT	AST	PF	DQ	STL	TO	BLK	PTS	AVG
16-17	73	22	1820	283	619	.457	77	208	.370	57	74	.770	34	119	153	164	131	0	50	62	32	700	9.6

Morrow, Anthony**6-5 - Guard - Georgia Tech**

Signed as a free agent on July 18, 2013...Became a free agent following the 2013-14 season.

YEAR	G	GS	MIN	FG	FGA	PCT	3P	3PA	PCT	FT	FTA	PCT	OFF	DEF	TOT	AST	PF	DQ	STL	TO	BLK	PTS	AVG
13-14	76	9	1426	238	520	.458	88	195	.451	72	87	.828	29	111	140	59	102	0	38	51	12	636	8.4

Motiejunas, Donatas**7-0 - Forward - Lithuania**

Signed as a free agent on January 3, 2017.

YEAR	G	GS	MIN	FG	FGA	PCT	3P	3PA	PCT	FT	FTA	PCT	OFF	DEF	TOT	AST	PF	DQ	STL	TO	BLK	PTS	AVG
16-17	34	0	479	57	138	.413	11	47	.234	25	49	.510	26	75	101	34	55	0	18	31	11	150	4.4

Nachbar, Bostjan**6-9 - Forward - Slovenia**

Acquired along with Jim Jackson from Houston in exchange for David Wesley on Dec. 27, 2004...Traded to the New Jersey Nets in exchange for Marc Jackson and Linton Johnson III on Feb. 23, 2006.

YEAR	G	GS	MIN	FG	FGA	PCT	3P	3PA	PCT	FT	FTA	PCT	OFF	DEF	TOT	AST	PF	DQ	STL	TO	BLK	PTS	AVG
04-05	55	4	1137	146	368	.397	65	175	.371	88	105	.838	20	132	152	65	153	1	28	68	16	445	8.1
05-06	25	13	405	42	124	.339	17	57	.298	25	36	.694	4	45	49	22	52	0	13	20	5	126	5.0
TOTALS	80	17	1542	188	492	.382	82	232	.353	113	141	.801	24	177	201	87	205	1	41	88	21	571	7.1

Nailon, Lee**6-8 - Forward - Texas Christian**

Signed as a free agent on Sept. 30, 2004...Became a free agent after the 2004-05 season.

YEAR	G	GS	MIN	FG	FGA	PCT	3P	3PA	PCT	FT	FTA	PCT	OFF	DEF	TOT	AST	PF	DQ	STL	TO	BLK	PTS	AVG
04-05	68	51	2017	415	869	.478	0	2	.000	133	165	.806	128	170	298	109	190	1	36	110	16	963	14.2

Norris, Moochie**6-1 - Guard - West Florida**

Acquired along with cash considerations from Houston in exchange for Maciej Lampe on Feb. 13, 2006...Waived on July 5, 2006.

YEAR	G	GS	MIN	FG	FGA	PCT	3P	3PA	PCT	FT	FTA	PCT	OFF	DEF	TOT	AST	PF	DQ	STL	TO	BLK	PTS	AVG
05-06	16	0	183	20	47	.426	4	9	.444	16	25	.640	3	17	20	21	18	0	6	17	0	60	3.8

Okafor, Emeka

Acquired from the Charlotte Bobcats in exchange for Tyson Chandler on July 28, 2009...Traded to Washington along with forward Trevor Ariza for forward Rashard Lewis and the 46th pick in the 2012 NBA Draft on June 20, 2012.

YEAR	G	GS	MIN	FG	FGA	PCT	3P	3PA	PCT	FT	FTA	PCT	OFF	DEF	TOT	AST	PF	DQ	STL	TO	BLK	PTS	AVG
09-10	82	82	2370	348	656	.530	0	0	—	154	274	.562	251	491	742	55	218	1	54	111	127	850	10.4
10-11	72	72	2287	300	524	.573	0	1	.000	145	258	.562	230	454	684	42	230	4	40	119	127	745	10.3
11-12	27	27	781	114	214	.533	0	0	—	38	74	.514	70	143	213	24	73	0	16	37	26	266	9.9
TOTALS	181	181	5438	762	1394	.547	0	1	.000	337	606	.556	551	1088	1639	121	521	5	110	267	280	1861	10.3

Onuaku, Arinze

Signed as a free agent on August 22, 2013...Waved by the Pelicans on November 12, 2013

YEAR	G	GS	MIN	FG	FGA	PCT	3P	3PA	PCT	FT	FTA	PCT	OFF	DEF	TOT	AST	PF	DQ	STL	TO	BLK	PTS	AVG
13-14	3	0	25	1	4	.250	0	0	—	1	2	.500	2	5	7	3	3	0	0	1	0	3	1.0

Pack, Robert

Signed to a 10-day contract on Jan. 10, 2003...Signed to a second 10-day contract on Jan. 20, 2003...Signed for the remainder of the season on Jan. 30, 2003...Became a free agent after 2002-03 season.

YEAR	G	GS	MIN	FG	FGA	PCT	3P	3PA	PCT	FT	FTA	PCT	OFF	DEF	TOT	AST	PF	DQ	STL	TO	BLK	PTS	AVG
02-03	28	4	440	52	129	.403	0	5	.000	41	55	.745	11	40	51	81	35	0	25	40	0	145	5.2

Pargo, Jannero

Signed as a free agent on August 9, 2006...Re-signed as a free agent on August 8, 2007...Became a free agent after the 2007-08 season.

YEAR	G	GS	MIN	FG	FGA	PCT	3P	3PA	PCT	FT	FTA	PCT	OFF	DEF	TOT	AST	PF	DQ	STL	TO	BLK	PTS	AVG
06-07	82	7	1710	283	692	.409	81	209	.388	104	122	.852	20	160	180	203	121	0	53	122	4	751	9.2
07-08	80	5	1497	254	652	.390	65	186	.349	71	81	.877	26	104	130	192	123	0	50	93	5	644	8.1
TOTALS	162	12	3207	537	1344	.400	146	395	.370	175	203	.862	46	264	310	395	244	0	103	215	9	1395	8.6

Paul, Chris

Drafted with the fourth overall pick in the first round of the 2005 NBA Draft...Signed an extension on July 9, 2008...Traded to the Los Angeles Clippers with two 2015 second-round picks in exchange for Eric Gordon, Chris Kaman, Al-Farouq Aminu and Minnesota's 2012 unprotected first-round pick on December 14, 2011.

YEAR	G	GS	MIN	FG	FGA	PCT	3P	3PA	PCT	FT	FTA	PCT	OFF	DEF	TOT	AST	PF	DQ	STL	TO	BLK	PTS	AVG
05-06	78	78	2808	407	947	.430	50	177	.282	394	465	.847	61	339	400	611	218	0	175	183	6	1258	16.1
06-07	64	64	2353	381	871	.437	50	143	.350	292	357	.818	54	226	280	569	154	0	118	161	3	1104	17.3
07-08	80	80	3006	630	1291	.488	92	249	.369	332	390	.851	62	259	321	925	185	0	217	201	4	1684	21.1
08-09	78	78	3002	631	1255	.503	64	176	.364	455	524	.868	69	363	432	861	212	1	216	231	10	1781	22.8
09-10	45	45	1712	314	637	.493	52	127	.409	161	190	.847	20	171	191	480	118	2	96	112	8	841	18.7
10-11	80	80	2880	430	928	.463	71	183	.388	337	384	.878	38	289	327	782	196	0	188	177	5	1268	15.9
TOTALS	425	425	15761	2793	5929	.471	379	1055	.359	1971	2310	.853	304	1647	1951	4228	1083	3	1010	1065	36	7936	18.7

Pavlovic, Sasha

Signed to a 10-day contract on February 4, 2011.

YEAR	G	GS	MIN	FG	FGA	PCT	3P	3PA	PCT	FT	FTA	PCT	OFF	DEF	TOT	AST	PF	DQ	STL	TO	BLK	PTS	AVG
10-11	4	1	50	2	11	.182	0	5	.000	0	0	—	0	6	6	6	4	0	0	1	4	4	1.0

Peterson, Morris

Signed as a free agent on July 23, 2007...Traded to Oklahoma City along with the draft rights to Cole Aldrich in exchange for the draft right to Craig Brackins and Quincy Pondexter on July 8, 2010.

YEAR	G	GS	MIN	FG	FGA	PCT	3P	3PA	PCT	FT	FTA	PCT	OFF	DEF	TOT	AST	PF	DQ	STL	TO	BLK	PTS	AVG
07-08	76	76	1796	215	516	.417	113	287	.394	65	85	.765	36	170	206	67	125	0	47	41	7	608	8.0
08-09	43	9	515	73	183	.399	33	85	.388	12	19	.632	13	71	84	16	51	0	15	15	2	191	4.4
09-10	46	39	973	116	301	.385	62	171	.363	33	54	.611	17	109	126	41	81	0	25	27	5	327	7.1
TOTALS	165	124	3284	404	1000	.404	208	543	.383	110	158	.696	66	350	416	124	257	0	87	83	14	1126	6.8

Perkins, Kendrick

Signed as a free agent on July 28, 2015.

YEAR	G	GS	MIN	FG	FGA	PCT	3P	3PA	PCT	FT	FTA	PCT	OFF	DEF	TOT	AST	PF	DQ	STL	TO	BLK	PTS	AVG
15-16	37	5	542	40	75	.533	—	—	—	11	25	.440	25	103	128	31	64	0	11	41	11	91	2.5

Pondexter, Quincy

Acquired from Oklahoma City with Craig Brackins in exchange for Cole Aldrich and Morris Peterson on June 24, 2010...Traded to Memphis in exchange for Greivis Vasquez on December 24, 2011...Acquired on January 12, 2015 in a three-team trade that sent Austin Rivers to Boston and Russ Smith to Memphis...Traded to Chicago along with a future second round draft pick and cash considerations in exchange for the rights to Ater Majok on September 1, 2017.

YEAR	G	GS	MIN	FG	FGA	PCT	3P	3PA	PCT	FT	FTA	PCT	OFF	DEF	TOT	AST	PF	DQ	STL	TO	BLK	PTS	AVG
10-11	66	6	734	73	180	.406	18	50	.360	24	34	.706	23	65	88	28	63	0	17	16	10	188	2.8
14-15	45	28	1253	140	312	.449	74	171	.433	50	66	.758	33	105	138	66	103	0	14	41	19	404	9.0
TOTALS	111	34	1987	213	492	.433	92	221	.416	74	100	.740	56	170	226	94	166	0	31	57	29	592	5.3

Posey, James

Signed as a free agent on July 18, 2008...Traded to Indiana along with Darren Collison in a four-team trade on Aug. 11, 2010.

YEAR	G	GS	MIN	FG	FGA	PCT	3P	3PA	PCT	FT	FTA	PCT	OFF	DEF	TOT	AST	PF	DQ	STL	TO	BLK	PTS	AVG
08-09	75	0	2140	216	524	.412	116	314	.369	120	146	.822	38	324	362	82	216	1	58	79	21	668	8.9
09-10	77	2	1731	126	345	.365	81	242	.335	66	80	.825	32	297	329	117	204	1	42	51	19	399	5.2
TOTALS	152	2	3871	342	869	.394	197	556	.354	186	226	.823	70	621	691	199	420	2	100	130	40	1067	7.0

Rivers, Austin

Selected in the first round of the 2012 NBA Draft (10th overall pick) on June 28, 2012...Traded to Boston on January 12, 2015 in a three-team deal that sent Quincy Pondexter to New Orleans and Russ Smith to Memphis.

YEAR	G	GS	MIN	FG	FGA	PCT	3P	3PA	PCT	FT	FTA	PCT	OFF	DEF	TOT	AST	PF	DQ	STL	TO	BLK	PTS	AVG
12-13	61	26	1418	145	390	.372	28	86	.326	59	108	.546	16	93	109	127	122	0	26	74	9	377	6.2
13-14	69	4	1339	192	474	.405	36	99	.364	110	173	.636	26	103	129	160	134	0	45	77	9	530	7.7
14-15	35	3	772	86	222	.387	14	50	.280	53	71	.746	12	56	68	87	65	0	18	30	7	239	6.8
TOTALS	165	33	3529	423	1086	.390	78	235	.332	222	352	.631	54	252	306	374	321	0	89	181	25	1146	6.9

6-10 - Forward/Center - Connecticut**6-9 - Forward - Syracuse****6-2 - Guard - USC****6-1 - Guard - Arkansas****6-0 - Guard - Wake Forest****6-8 - Guard/Forward - Montenegro****6-7 - Forward/Guard - Michigan State****6-10 - Center - Clifton J. Ozen HS (TX)****6-7 - Guard/Forward - Washington****6-8 - Forward - Xavier****6-4 - Guard - Duke**

Roberts, Brian**6-1 - Guard - Dayton**

Signed as a free agent on August 16, 2012...Became a free agent after the 2013-14 season.

YEAR	G	GS	MIN	FG	FGA	PCT	3P	3PA	PCT	FT	FTA	PCT	OFF	DEF	TOT	AST	PF	DQ	STL	TO	BLK	PTS	AVG
12-13	78	5	1324	213	511	.417	59	153	.386	70	77	.909	17	80	97	219	108	0	37	71	3	555	7.1
13-14	72	42	1667	244	581	.420	64	178	.360	125	133	.940	17	119	136	234	132	2	43	95	7	677	9.4
TOTALS	150	47	2991	457	1092	.418	123	331	.372	195	210	.929	34	199	233	453	240	2	80	166	10	1232	8.2

Robinson, Nate**5-9 - Guard - Washington**

Signed on Oct. 16, 2015...Waived on October 29, 2015.

YEAR	G	GS	MIN	FG	FGA	PCT	3P	3PA	PCT	FT	FTA	PCT	OFF	DEF	TOT	AST	PF	DQ	STL	TO	BLK	PTS	AVG
15-16	2	1	23	0	1	.000	0	1	.000	--	--	--	0	0	0	4	5	0	1	0	0	0	0.0

Rogers, Rodney**6-7 - Forward - Wake Forest**

Signed as a free agent on Aug. 3, 2004...Traded to Philadelphia along with Jamal Mashburn in exchange for Glenn Robinson on Feb. 24, 2005.

YEAR	G	GS	MIN	FG	FGA	PCT	3P	3PA	PCT	FT	FTA	PCT	OFF	DEF	TOT	AST	PF	DQ	STL	TO	BLK	PTS	AVG
04-05	30	26	882	109	289	.377	25	92	.272	32	42	.762	28	114	142	60	103	1	19	66	12	275	9.2

Rooks, Sean**6-10 - Center - Arizona**

Signed as a free agent on July 21, 2003...Traded to Orlando in exchange for Shammond Williams on Feb. 19, 2004.

YEAR	G	GS	MIN	FG	FGA	PCT	3P	3PA	PCT	FT	FTA	PCT	OFF	DEF	TOT	AST	PF	DQ	STL	TO	BLK	PTS	AVG
03-04	35	0	325	34	94	.362	0	0	.000	12	15	.800	10	40	50	11	48	0	9	15	5	80	2.3

Salmons, John**6-7 - Guard/Forward - Miami**

Signed as a free agent on August 26, 2014...Traded to Phoenix in a three-team deal that sent Norris Cole, Justin Hamilton, and Shawne Williams to New Orleans from Miami.

YEAR	G	GS	MIN	FG	FGA	PCT	3P	3PA	PCT	FT	FTA	PCT	OFF	DEF	TOT	AST	PF	DQ	STL	TO	BLK	PTS	AVG
14-15	21	0	270	16	48	.333	8	26	.308	2	4	.500	4	17	21	13	25	0	9	5	4	27	2.0

Selden, Jr., Wayne**6-5 - Guard - Kansas**

Signed a 10-day contract on March 8, 2017.

YEAR	G	GS	MIN	FG	FGA	PCT	3P	3PA	PCT	FT	FTA	PCT	OFF	DEF	TOT	AST	PF	DQ	STL	TO	BLK	PTS	AVG
16-17	3	3	47	5	8	.625	4	7	.571	2	4	.500	0	5	5	1	6	0	2	3	1	16	5.3

Simmons, Cedric**6-9 - Forward - North Carolina State**

Selected with the 15th overall pick of the 2006 NBA Draft. Traded to the Cleveland Cavaliers in exchange for David Wesley on September 29, 2007.

YEAR	G	GS	MIN	FG	FGA	PCT	3P	3PA	PCT	FT	FTA	PCT	OFF	DEF	TOT	AST	PF	DQ	STL	TO	BLK	PTS	AVG
06-07	43	4	534	55	132	.417	0	0	--	16	33	.485	44	63	107	12	75	0	8	22	23	126	2.9

Sims, Henry**6-10 - Center - Georgetown**

Signed to a 10-day contract on March 3, 2013.

YEAR	G	GS	MIN	FG	FGA	PCT	3P	3PA	PCT	FT	FTA	PCT	OFF	DEF	TOT	AST	PF	DQ	STL	TO	BLK	PTS	AVG
12-13	2	0	5	2	3	.667	0	0	--	0	0	--	2	0	2	0	1	0	0	1	0	4	2.0

Sloan, Donald**6-3 - Guard - Texas A&M**

Signed to a 10-day contract on February 8, 2012...Signed to a 10-day contract on January 7, 2013.

YEAR	G	GS	MIN	FG	FGA	PCT	3P	3PA	PCT	FT	FTA	PCT	OFF	DEF	TOT	AST	PF	DQ	STL	TO	BLK	PTS	AVG
11-12	3	0	41	5	14	.357	0	2	.000	2	4	.500	2	1	3	8	2	0	2	5	0	12	4.0
12-13	3	0	6	0	4	.000	--	--	--	0	0	--	0	0	0	1	0	0	0	1	0	0	0.0
TOTALS	6	0	47	5	14	.357	0	2	.000	2	4	.500	2	1	3	9	2	0	2	6	0	12	2.0

Smith, Ish**6-0 - Guard - Wake Forest**

Signed on Oct. 26, 2015...Traded to Philadelphia for two second-round draft picks on December 24, 2015.

YEAR	G	GS	MIN	FG	FGA	PCT	3P	3PA	PCT	FT	FTA	PCT	OFF	DEF	TOT	AST	PF	DQ	STL	TO	BLK	PTS	AVG
15-16	27	3	617	98	228	.430	10	33	.303	33	43	.767	14	78	92	154	38	0	24	45	6	239	8.9

Smith, J.R.**6-6 - Guard - St. Benedict's Prep (NJ)**

Selected by the Hornets with the 18th overall pick in the first round of the 2004 NBA Draft on June 24, 2004...Traded to the Chicago Bulls along with PJ Brown in exchange for center Tyson Chandler on July 14, 2006.

YEAR	G	GS	MIN	FG	FGA	PCT	3P	3PA	PCT	FT	FTA	PCT	OFF	DEF	TOT	AST	PF	DQ	STL	TO	BLK	PTS	AVG
04-05	76	56	1859	295	748	.394	81	281	.288	111	161	.689	39	113	152	142	135	0	55	109	11	782	10.3
05-06	55	25	989	144	366	.393	52	140	.371	83	101	.822	19	91	110	58	90	0	37	54	4	423	7.7
TOTALS	131	81	2848	439	1114	.394	133	421	.316	194	262	.740	58	204	262	200	225	0	92	163	15	1205	9.2

Smith, Jason**7-0 - Forward - Colorado State**

Acquired from Philadelphia with Willie Green in exchange for Craig Brackins and Darius Songaila on September 23, 2010...Became a free agent after the 2010-11 season...Signed as a free agent on December 17, 2011...Became a free agent after the 2013-14 season.

YEAR	G	GS	MIN	FG	FGA	PCT	3P	3PA	PCT	FT	FTA	PCT	OFF	DEF	TOT	AST	PF	DQ	STL	TO	BLK	PTS	AVG
10-11	77	6	1102	136	307	.443	0	2	.000	59	70	.843	89	152	241	36	150	0	26	53	32	331	4.3
11-12	40	29	947	181	348	.520	1	9	.111	33	47	.702	72	124	196	34	102	1	21	40	41	396	9.9
12-13	51	0	876	167	341	.490	0	4	.000	86	102	.843	64	122	186	34	123	0	15	55	45	420	8.2
13-14	31	27	830	131	282	.465	0	0	--	39	50	.780	51	130	181	29	100	3	11	28	29	301	9.7
TOTALS	199	62	3755	615	1278	.481	1	15	.067	217	269	.807	276	528	804	133	475	4	73	176	147	1448	7.3

Smith, Russ**6-0 - Guard - Louisville**

Acquired on draft night from Philadelphia in exchange for the rights to Pierre Jackson...Traded to Memphis in three-team deal in exchange for Quincy Pondexter, with Austin Rivers being traded to Boston January 12, 2015.

YEAR	G	GS	MIN	FG	FGA	PCT	3P	3PA	PCT	FT	FTA	PCT	OFF	DEF	TOT	AST	PF	DQ	STL	TO	BLK	PTS	AVG
14-15	6	0	29	2	10	.200	1	6	.167	--	--	--	0	3	3	2	6	0	0	7	0	5	0.8

MISCELLANEOUS

MEDIA

OPONENTS

RECORDS

TEAM HISTORY

2016-17

PLAYERS

BASKETBALL OPERATIONS

ADMINISTRATION

OWNERSHIP

6-8 • Guard • Michigan State

YEAR	G	GS	MIN	FG	FGA	PCT	3P	3PA	PCT	FT	FTA	PCT	OFF	DEF	TOT	AST	PF	DQ	STL	TO	BLK	PTS	AVG
03-04	71	4	929	119	293	.406	43	107	.402	77	83	.928	27	54	81	56	91	0	15	42	6	358	5.0

6-6 • Guard • Nevada

YEAR	G	GS	MIN	FG	FGA	PCT	3P	3PA	PCT	FT	FTA	PCT	OFF	DEF	TOT	AST	PW	DQ	STL	TO	BLK	PTS	AVG
05-06	68	45	1310	205	453	.453	46	129	.357	86	117	.735	55	106	161	102	106	1	29	70	23	542	8.0

6-9 • Forward • Wake Forest

YEAR	G	GS	MIN	FG	FGA	PCT	3P	3PA	PCT	FT	FTA	PCT	OFF	DEF	TOT	AST	PF	DQ	STL	TO	BLK	PTS	AVG
09-10	75	1	1410	241	488	.494	1	6	.167	60	74	.811	59	173	232	70	206	1	62	81	14	543	7.2

6-8 • Forward • Syracuse

YEAR	G	GS	MIN	FG	FGA	PCT	3P	3PA	PCT	FT	FTA	PCT	OFF	DEF	TOT	AST	PF	DQ	STL	TO	BLK	PTS	AVG
13-14	3	0	27	5	12	.417	3	5	.600	1	2	.500	0	8	8	0	3	0	1	1	2	14	4.7

6-5 • Forward/Guard • Cincinnati

YEAR	G	GS	MIN	FG	FGA	PCT	3P	3PA	PCT	FT	FTA	PCT	OFF	DEF	TOT	AST	PF	DQ	STL	TO	BLK	PTS	AVG
16-17	6	0	162	26	55	.473	1	10	.100	5	8	.625	3	15	18	29	18	0	0	4	2	43	9.7

6-10 - Forward/Guard - Serbia

YEAR	G	GS	MIN	FG	FGA	PCT	3P	3PA	PCT	FT	FTA	PCT	OFF	DEF	TOT	AST	PF	DQ	STL	TO	BLK	PTS	AVG
06-07	13	13	425	83	196	.423	34	84	.405	31	38	.816	11	43	54	11	29	0	8	19	4	231	17.8

07-08	77	77	2771	451	1026	440	231	524	441	130	140	929	64	267	331	96	127	0	57	61	10	1263	164
08-09	61	59	2089	287	719	399	145	384	378	93	104	894	44	220	264	75	101	1	52	51	3	812	13.6
09-10	62	55	1947	278	688	404	132	352	375	96	107	897	39	188	227	92	83	0	48	56	5	784	12.3
10-11	6	0	89	14	33	424	11	25	440	6	7	857	0	6	6	2	0	2	4	0	45	15	
TOTALS	219	204	7261	1113	2662	148	553	1369	404	356	396	899	158	724	882	280	342	1	167	191	22	3135	74.5

6-11 • Center • Wisconsin

YEAR	G	GS	MIN	FG	FGA	PCT	3P	3PA	PCT	FT	FTA	PCT	OFF	DEF	TOT	AST	PF	DQ	STL	TO	BLK	PTS	AVG
13-14	55	20	1007	70	122	.574	0	1	.000	19	32	.594	72	154	226	36	169	3	35	44	57	159	2.9

6-8 • Forward • Georgetown

YEAR	G	GS	MIN	FG	FGA	PCT	3P	3PA	PCT	FT	FTA	PCT	OFF	DEF	TOT	AST	PF	DQ	STL	TO	BLK	PTS	AVG
11-12	15	6	209	28	65	.431	5	16	.313	7	9	.778	8	15	23	10	31	1	7	8	0	68	4.5

6-8 • Forward • Duke

YEAR	G	GS	MIN	FG	FGA	PCT	3P	3PA	PCT	FT	FTA	PCT	OFF	DEF	TOT	AST	PF	DQ	STL	TO	BLK	PTS	AVG
11-12	42	10	629	57	126	.452	0	1	.000	52	62	.839	49	77	126	12	78	0	10	24	7	166	4.0

12-13	59	9	646	53	106	.500	0	0	--	43	59	.729	44	71	115	17	78	0	11	14	7	149	2.5
13-14	5	0	42	2	9	.222	0	0	--	2	4	.500	2	5	7	3	4	0	0	2	0	6	1.2
TOTALS	106	9	1318	112	241	.465	0	1	--	97	125	.776	95	153	248	32	160	0	21	40	14	321	3.0

6-8 • Guard • Georgetown

YEAR	G	GS	MIN	FG	FGA	PCT	3P	3PA	PCT	FT	FTA	PCT	OFF	DEF	TOT	AST	PF	DQ	STL	TO	BLK	PTS	AVG
16-17	9	8	191	11	41	.268	6	24	.250	6	9	.667	4	24	28	9	14	0	6	2	0	34	3.8

6-4 • Guard • Louisiana State

YEAR	G	GS	MIN	FG	FGA	PCT	3P	3PA	PCT	FT	FTA	PCT	OFF	DEF	TOT	AST	PF	DQ	STL	TO	BLK	PTS	AVG
09-10	73	17	1872	398	883	.451	117	313	.374	144	177	.814	72	139	211	114	127	0	58	76	11	1057	14.5

10-11	46	0	745	137	334	.410	35	93	.376	50	66	.758	25	106	131	43	50	0	19	37	4	359	78
TOTALS	119	17	2617	535	1217	.440	152	406	.374	194	243	.798	97	245	342	157	177	0	77	113	15	1416	119

6-7 • Forward • France

YEAR	G	GS	MIN	FG	FGA	PCT	3P	3PA	PCT	FT	FTA	PCT	OFF	DEF	TOT	AST	PF	DQ	STL	TO	BLK	PTS	AVG
16-17	2	0	41	5	8	.625	1	3	.333	0	0	---	0	1	1	0	5	0	1	0	1	11	3.8

Traylor, Robert**6-8 - Forward/Center - Michigan**

Acquired along with Jerome Moiso and George Lynch from Philadelphia and Chris Porter from Golden State in a three-team trade which sent Derrick Coleman (from Charlotte), Corie Blount and Vontae Cummings (from Golden State) to Philadelphia and Cedric Henderson (from Philadelphia) and a conditional first round draft pick from Philadelphia to Golden State on Oct. 25, 2001... Became a free agent after 2003-04 season.

YEAR	G	GS	MIN	FG	FGA	PCT	3P	3PA	PCT	FT	FTA	PCT	OFF	DEF	TOT	AST	PF	DQ	STL	TO	BLK	PTS	AVG
02-03	69	0	851	105	237	.443	1	3	.333	57	88	.648	108	154	262	50	153	1	45	53	37	268	3.9
03-04	71	0	942	145	287	.505	2	5	.400	70	128	.547	106	156	262	43	161	3	39	62	37	362	5.1
TOTALS	140	0	1793	250	524	.477	3	8	.375	127	216	.588	214	310	524	93	314	4	84	115	74	630	4.5

Vasquez, Greivis**6-6 - Guard - Maryland**

Acquired from Memphis in exchange for forward Quincy Pondexter on December 24, 2011...Traded to Sacramento as part of a three team trade that also sent a 2016 second round pick, a future second round pick and cash considerations (from Portland) to Sacramento, Robin Lopez and Terrel Harris (from New Orleans) to Portland, in exchange for Tyreke Evans (from Sacramento) and Jeff Withey (from Portland).

YEAR	G	GS	MIN	FG	FGA	PCT	3P	3PA	PCT	FT	FTA	PCT	OFF	DEF	TOT	AST	PF	DQ	STL	TO	BLK	PTS	AVG
11-12	66	26	1706	225	523	.430	43	135	.319	96	117	.821	23	150	173	359	126	1	60	148	8	589	8.9
12-13	78	78	2685	438	1012	.433	83	243	.342	124	154	.805	43	294	337	704	190	0	66	247	6	1083	13.9
TOTALS	144	104	4391	663	1535	.432	126	378	.333	220	271	.812	66	444	510	1063	316	1	126	395	14	1672	11.6

Vinicius, Marcus**6-8 - Forward - Brazil**

Selected with the 43rd overall pick in the second round of the 2006 NBA Draft...Traded to Memphis February 21, 2008.

YEAR	G	GS	MIN	FG	FGA	PCT	3P	3PA	PCT	FT	FTA	PCT	OFF	DEF	TOT	AST	PF	DQ	STL	TO	BLK	PTS	AVG
06-07	13	0	103	7	15	.467	3	7	.429	5	7	.714	2	9	11	5	10	0	2	6	1	22	1.7
07-08	13	0	69	9	20	.450	5	12	.417	5	11	.455	1	7	8	2	4	0	1	3	1	28	2.2
TOTALS	26	0	172	16	35	.457	8	19	.421	10	18	.556	3	16	19	7	14	0	3	9	2	50	1.9

Vroman, Jackson**6-10 - Forward - Iowa State**

Acquired from Phoenix along with Casey Jacobsen and Maciej Lampe in exchange for Jim Jackson and a 2005 second round draft pick on Jan. 21, 2005...Waived on Mar. 31, 2006.

YEAR	G	GS	MIN	FG	FGA	PCT	3P	3PA	PCT	FT	FTA	PCT	OFF	DEF	TOT	AST	PF	DQ	STL	TO	BLK	PTS	AVG
04-05	36	17	648	76	183	.415	0	3	.000	44	68	.647	59	103	162	33	94	3	22	57	17	196	5.4
05-06	41	2	406	26	66	.394	0	0	--	21	44	.477	33	53	86	11	78	2	12	21	11	73	1.8
TOTALS	77	19	1054	102	249	.410	0	3	.000	65	112	.580	92	156	248	44	172	5	34	78	28	269	3.5

Warrick, Hakim**6-9 - Forward - Syracuse**

Acquired from Phoenix along with Robin Lopez and cash considerations in a three-team trade that sent Jerome Dyson, Brad Miller, Wesley Johnson and a first round pick to Phoenix, and two second round picks to Minnesota on July 27, 2012...Traded to Charlotte in exchange for Matt Carroll on November 13, 2012.

YEAR	G	GS	MIN	FG	FGA	PCT	3P	3PA	PCT	FT	FTA	PCT	OFF	DEF	TOT	AST	PF	DQ	STL	TO	BLK	PTS	AVG
12-13	1	0	7	1	2	.500	0	0	--	2	2	1.000	0	0	0	0	0	0	1	0	0	4	4.0

Watkins, Darryl**6-11 - Center - Syracuse**

Signed as a free agent on April 18, 2012...Traded to Philadelphia along with Dorrell Wright (from Golden State) as part of a three-team trade that sent Jarrett Jack (from New Orleans) to Golden State in exchange for the rights to Edin Bacvic (from Philadelphia).

YEAR	G	GS	MIN	FG	FGA	PCT	3P	3PA	PCT	FT	FTA	PCT	OFF	DEF	TOT	AST	PF	DQ	STL	TO	BLK	PTS	AVG
11-12	5	0	98	7	14	.500	0	0	--	9	18	.500	8	19	27	3	14	0	5	8	4	23	4.6

Wells, Bonzi**6-5 - Guard/Forward - Ball State**

Acquired along with Mike James and cash considerations (from Houston) in a three-team trade that sent Bobby Jackson, Adam Haluska, a 2008 second round draft pick (from New Orleans) and the rights to Sergei Lishouk (from Memphis) to Houston, and forward Marcus Vinicius (from New Orleans), the rights to Malik Badiane and cash considerations (from Houston) to Memphis on Feb. 21, 2008. Became a free agent after the 2007-08 season.

YEAR	G	GS	MIN	FG	FGA	PCT	3P	3PA	PCT	FT	FTA	PCT	OFF	DEF	TOT	AST	PF	DQ	STL	TO	BLK	PTS	AVG
07-08	22	0	438	77	157	.490	4	12	.333	35	53	.660	21	50	71	17	44	0	24	27	8	193	8.8

Wesley, David**6-1 - Guard - Baylor**

Signed as a free agent on July 1, 1997...Traded to Houston in exchange for Jim Jackson and Bostjan Nachbar on Dec. 27, 2004.

YEAR	G	GS	MIN	FG	FGA	PCT	3P	3PA	PCT	FT	FTA	PCT	OFF	DEF	TOT	AST	PF	DQ	STL	TO	BLK	PTS	AVG
02-03	73	73	2710	449	1037	.433	134	316	.424	185	237	.781	38	137	175	251	173	0	109	132	9	1217	16.7
03-04	61	60	2001	311	800	.389	92	285	.323	137	182	.753	28	106	134	175	147	1	71	100	14	851	14.0
04-05	26	26	934	133	342	.389	28	80	.350	67	76	.882	12	73	85	109	65	0	35	54	1	361	13.9
TOTALS	160	159	5645	893	2179	.410	254	681	.373	389	495	.786	78	316	394	535	385	1	215	286	24	2429	15.2

West, David**6-9 - Forward - Xavier**

Selected in the first round (18th overall) of the 2003 NBA Draft...Signed a contract extension on October 30, 2006...Became a free agent after the 2010-2011 season.

YEAR	G	GS	MIN	FG	FGA	PCT	3P	3PA	PCT	FT	FTA	PCT	OFF	DEF	TOT	AST	PF	DQ	STL	TO	BLK	PTS	AVG
03-04	71	1	930	108	228	.474	0	2	.000	57	80	.713	117	180	297	60	117	0	27	48	28	273	3.8
04-05	30	8	552	75	172	.436	2	5	.400	34	50	.680	40	89	129	23	62	0	12	37	16	186	6.2
05-06	74	74	2526	530	1036	.512	3	11	.273	199	236	.843	168	380	548	92	214	1	61	105	64	1262	17.1
06-07	52	52	1900	377	792	.476	8	25	.320	187	227	.824	126	298	424	14	143	2	42	98	38	949	18.3
07-08	76	76	2870	629	1305	.482	6	25	.240	300	353	.850	180	495	675	177	208	0	62	165	99	1564	20.6
08-09	76	76	2982	610	1292	.472	6	25	.240	367	415	.884	160	486	646	173	207	1	49	163	68	1593	21.0
09-10	81	81	2949	619	1226	.505	7	27	.259	296	342	.865	164	441	605	239	233	0	76	173	60	1541	19.0
10-11	70	70	2451	528	1040	.508	2	9	.222	264	327	.807	155	374	529	164	202	1	67	142	62	1322	18.9
TOTALS	530	438	17160	3476	7091	.490	34	129	.264	1704	2030	.839	1110	2743	3853	1042	1386	5	396	931	435	8690	16.4

Williams, Aaron**6-9 - Forward/Center - Xavier**

Acquired from the Toronto Raptors in exchange for two second-round picks (2006 and 2009) on Jan. 31, 2006...Became a free agent following the 2005-06 season.

Year	G	GS	Min	FG	FGA	Pct	3P	3PA	Pct	FT	FTA	Pct	Off	Def	Tot	Ast	Pf	Dq	Stl	To	Blk	Pts	Avg
05-06	34	2	692	81	157	.516	0	0	--	35	52	.673	59	107	166	16	110	0	13	25	18	197	5.8

Williams, Elliot**6-5 - Guard - Memphis**

Signed to a 10-day contract on March 4, 2015...Signed to a second 10-day contract on March 14, 2015.

YEAR	G	GS	MIN	FG	FGA	PCT	3P	3PA	PCT	FT	FTA	PCT	OFF	DEF	TOT	AST	PF	DQ	STL	TO	BLK	PTS	AVG
14-15	8	0	77	8	24	.333	3	11	.273	0	2	.000	0	5	5	8	11	0	2	0	0	19	2.4

TEAM HISTORY

Williams, Reggie

6-6 • Forward • Virginia Military Institute

Signed a contract on December 10, 2016...Waived on January 1, 2017...Signed a 10-day contract on February 25, 2017.

YEAR	G	GS	MIN	FG	FGA	PCT	3P	3PA	PCT	FT	FTA	PCT	OFF	DEF	TOT	AST	PF	DQ	STL	TO	BLK	PTS	AVG
16-17	6	0	79	8	23	.348	5	11		.455	6	7	.857	2	4	6	4	2	0	3	0	27	4.5

Williams, Shammond

6-1 • Guard • North Carolina

Acquired from Orlando in exchange for Sean Rooks Feb. 19, 2004...Became a free agent after 2003-04 season.

YEAR	G	GS	MIN	FG	FGA	PCT	3P	3PA	PCT	FT	FTA	PCT	OFF	DEF	TOT	AST	PF	DQ	STL	TO	BLK	PTS	AVG
03-04	16	2	238	28	81	.346	5	26	.192	1	13	.846	0	17	17	52	22	0	14	21	1	72	4.5

Withey, Jeff

7-0 • Center • Kansas

Acquired draft rights in a three team trade with Portland and Sacramento...Signed with the New Orleans Pelicans on July 29, 2013...Became a free agent at the conclusion of the 2014-15 season.

YEAR	G	GS	MIN	FG	FGA	PCT	3P	3PA	PCT	FT	FTA	PCT	OFF	DEF	TOT	AST	PF	DQ	STL	TO	BLK	PTS	AVG
13-14	58	4	684	69	129	.535	0	1	.000	52	73	.712	49	101	150	26	73	0	15	20	50	190	3.3
14-15	37	0	259	32	64	.500	--	--	--	34	50	.680	23	41	64	11	26	0	4	12	18	98	2.6
TOTALS	95	4	943	101	193	.523	0	1	.000	86	123	.699	72	142	214	37	99	0	19	32	68	288	3.0

Wolters, Nate

6-4 • Guard • South Dakota State

Signed to a 10-day contract on January 14, 2015...Signed to a second 10-day contract on January 24, 2015.

YEAR	G	GS	MIN	FG	FGA	PCT	3P	3PA	PCT	FT	FTA	PCT	OFF	DEF	TOT	AST	PF	DQ	STL	TO	BLK	PTS	AVG
14-15	10	0	105	8	26	.308	0	2	.000	1	2	.500	6	12	18	11	7	0	3	10	2	17	1.7

Wright, Julian

6-8 • Forward • Kansas

Selected in the first round of the 2007 NBA Draft (13th pick)...Hornets exercised third-year option on October 25, 2008...traded to Toronto in exchange for Marco Belinelli on August 11, 2010.

YEAR	G	GS	MIN	FG	FGA	PCT	3P	3PA	PCT	FT	FTA	PCT	OFF	DEF	TOT	AST	PF	DQ	STL	TO	BLK	PTS	AVG
07-08	57	1	640	90	169	.533	10	24	.417	33	52	.635	33	84	117	40	43	0	29	34	12	223	3.9
08-09	54	19	772	109	234	.466	2	21	.095	17	30	.567	46	106	152	43	49	0	35	43	19	237	4.4
09-10	68	14	871	116	232	.500	2	6	.333	25	41	.610	58	86	144	41	45	0	29	44	18	259	3.8
TOTALS	179	34	2283	315	635	.496	14	51	.275	75	123	.610	137	276	413	124	137	0	93	121	49	719	4.0

ALL-TIME TRANSACTIONS

2002-03

June 25, 2002	Traded 2002 first round draft pick (17th overall) to Washington for guard Courtney Alexander.
July 30, 2002	Signed guard Baron Davis to a multi-year contract extension.
August 23, 2002	Re-signed forward Robert Traylor to a contract.
September 30, 2002	Re-signed free agent forward Lee Nailon. Signed free agent guard Terrell McIntyre and center Thomas Hamilton.
October 12, 2002	Waived center Thomas Hamilton.
October 23, 2002	Waived forward Lee Nailon and guard Terrell McIntyre.
January 10, 2003	Signed guard Robert Pack to a 10-day contract.
January 20, 2003	Signed guard Robert Pack to a second 10-day contract
January 27, 2003	Signed guard Randy Livingston to a 10-day contract and waived forward Matt Bullard.
January 30, 2003	Signed guard Robert Pack to a contract for the remainder of the season.
February 5, 2003	Released guard Randy Livingston.
February 20, 2003	Traded center Elden Campbell to the Seattle SuperSonics for guard Kenny Anderson.
April 8, 2003	The NBA Board of Governors voted the Hornets would join the Western Conference starting in the 2004-05 season.

2003-04

May 4, 2003	Head Coach Paul Silas, Assistants Brian Hill, Stephen Silas and Bob Donnewald Jr. were notified that their contracts would not be renewed by the club.
May 7, 2003	Announced General Manager Jeff Bower resignation.
May 28, 2003	Announced the hiring of Allan Bristow as assistant general manager.
June 9, 2003	Hired Tim Floyd as the team's new head coach.
June 11, 2003	Exercised the team option on forward Robert Traylor for the 2003-04 season.
June 19, 2003	Hired former General Manager Jeff Bower as an assistant coach.
June 23, 2003	Hired Jan van Breda Kolff as an assistant coach.
June 25, 2003	Hired Kenny Gattison as an assistant coach.
June 26, 2003	Drafted forward David West (Xavier) with the 18th overall selection and center James Lang (Central Park Christian H.S.) with the 48th overall selection in the 2003 NBA Draft.
June 30, 2003	Hired Alvin Gentry as an assistant coach.
July 3, 2003	Named Jack Capella executive vice president/chief operating officer of the organization.
July 11, 2003	Signed first round draft choice (18th overall) forward David West to a contract.
July 16, 2003	Re-signed forward PJ Brown.
July 21, 2003	Signed free agent center Sean Rooks to a contract.
July 29, 2003	Signed free agent guard Darrell Armstrong to a contract.
August 4, 2003	Signed forward George Lynch to a contract extension.
September 30, 2003	Signed second round draft pick James Lang, free agent forward Paul Shirley and free agent guard Kareem Reid to contracts.
October 23, 2003	Hornets waive free agent forward Paul Shirley and free agent guard Kareem Reid.
October 29, 2003	Waived forward Kirk Haston and signed free agent guard Steve Smith.
October 30, 2003	Signed center Jamaal Magloire to a contract extension.
December 29, 2003	Waived forward James Lang.
January 26, 2004	Signed guard Tierre Brown to a 10-day contract.
February 19, 2004	Traded center Sean Rooks to Orlando for guard Shammond Williams.
March 2, 2004	Waived guard Bryce Drew.
March 25, 2004	Signed guard Maurice Carter to a 10-day contract.
April 4, 2004	Signed guard Maurice Carter for the remainder of the season.

2004-05

May 5, 2004	Announced the retirement of Executive Vice President of Basketball Operations/General Manager Bob Bass.
May 7, 2004	Relieved Tim Floyd of coaching duties.
May 28, 2004	Hired Byron Scott as Head Coach.
June 16, 2004	Claimed guard Alex Garcia off of waivers from the San Antonio Spurs.
June 17, 2004	Promoted Assistant General Manager Allan Bristow to general manager.
June 22, 2004	Announced that Assistant Coach Kenny Gattison would be retained.
June 22, 2004	Named Assistant Coach Jeff Bower as director of player personnel; guard Maurice Carter was selected by the Charlotte Bobcats in the 2004 NBA Expansion Draft.
June 24, 2004	Drafted guard J.R. Smith (St. Benedict's Prep) with the 18th overall selection and guard Tim Pickett (Florida State) with the 44th overall pick in the 2004 NBA Draft.
June 29, 2004	Named Willis Reed as Vice President of Basketball Operations.
July 6, 2004	Signed first round draft choice (18th overall) forward J.R. Smith to a contract.
July 16, 2004	Signed Toronto forward Morris Peterson to an offer sheet.

TEAM HISTORY

July 19, 2004	Signed free agent forward/center Chris Andersen to a contract.
July 21, 2004	Hired Darrell Walker as an assistant coach.
August 3, 2004	Signed free agent forward Rodney Rogers and second round draft choice (44th overall) Tim Pickett to contracts.
August 4, 2004	Hired Jim Clemons as an assistant coach.
August 18, 2004	Hired Robert Werdann as a scout.
September 29, 2004	Signed free agent center Sean Finn and forwards Tremaine Fowlkes, Britton Johnsen and Nate Williams.
September 30, 2004	Signed free agent guard Junior Harrington and forward Lee Nailon.
October 4, 2004	Signed free agent guard Ray Young.
October 9, 2004	Waived center Sean Finn and guard Ray Young.
October 28, 2004	Waived forwards Tremaine Fowlkes and Nate Williams.
October 31, 2004	Waived forward Britton Johnsen.
November 19, 2004	Signed forward Matt Freije and waived guard Tim Pickett.
December 3, 2004	Traded guard Darrell Armstrong to Dallas in exchange for guard Dan Dickau and a 2005 second round draft pick.
December 4, 2004	Signed forward Corsley Edwards.
December 12, 2004	Signed forward Lonny Baxter.
December 27, 2004	Traded guard David Wesley to Houston in exchange for guard Jim Jackson and forward Bostjan Nachbar and waived guard Alex Garcia and forward Lonnie Baxter.
December 29, 2004	Suspended guard/forward Jim Jackson indefinitely for failing to report to the team.
January 3, 2005	Waived forward Corsley Edwards.
January 5, 2005	Signed forward Corsley Edwards to a 10-day contract.
January 21, 2005	Traded guard Jim Jackson and a 2005 second round draft pick to Phoenix in exchange for guard/forward Casey Jacobsen, forward/center Maciej Lampe and forward/center Jackson Vroman; waived guard Junior Harrington and forward Matt Freije.
January 28, 2005	Signed guard Junior Harrington to a 10-day contract.
February 24, 2005	Traded forward Jamal Mashburn and Rodney Rogers to Philadelphia for forward Glenn Robinson; traded guard Baron Davis to Golden State for guard Speedy Claxton, center Dale Davis and cash considerations.
March 1, 2005	Waived center Dale Davis and forward Glenn Robinson.
2005-06	
May 19, 2005	Exercised the team option on Jackson Vroman through the 2005-06 season.
June 29, 2005	Drafted guard Chris Paul (Wake Forest) with the fourth overall pick and forward Brandon Bass (LSU) with the 33rd overall pick in the 2005 NBA Draft.
July 5, 2005	Signed first round draft choice (fourth overall) guard Chris Paul to a contract.
August 2, 2005	Re-signed free agent forward Bostjan Nachbar to a contract; signed free agent guard Arvydas Macijauskas to a contract; Traded the rights to center Roberto Duenas to Miami in exchange for Rasual Butler from Miami and Kirk Snyder from Utah in a five-team, 13-player deal that also sent Antoine Walker (from Boston) and Jason Williams, James Posey and Andre Emmitt (from Memphis) to Miami, Eddie Jones (from Miami) and Raul Lopez (from Utah) to Memphis, Greg Ostertag (from Memphis) to Utah, and Curtis Borchardt (from Utah) and Qyntel Woods, the draft rights to Albert Miralles, two second round draft picks and cash considerations (from Miami) to Boston.
August 3, 2005	Re-signed free agent forward Chris Andersen to a contract.
September 19, 2005	Announced the temporary relocation of the team to Oklahoma City, OK for the 2005-06 season.
September 30, 2005	Signed second round draft choice (33rd overall) forward Brandon Bass to a contract.
September 30, 2005	Traded guard Dan Dickau to the Boston Celtics for a second round pick in the 2006 NBA Draft.
October 1, 2005	Announced the resignation of General Manager Allan Bristow.
October 1, 2005	Announced the promotion of Jeff Bower to General Manager from Director of Player Personnel.
October 1, 2005	Hired David Miller as an assistant coach.
October 1, 2005	Signed free agents Sean Banks, Troy Bell and Alex Garcia.
October 18, 2005	Waived guard Troy Bell.
October 26, 2005	Traded center Jamaal Magloire to the Milwaukee Bucks for forward Desmond Mason, an unconditional first round pick in the 2006 NBA Draft and cash considerations.
October 27, 2005	Waived guard Alex Garcia.
October 28, 2005	Waived forward George Lynch.
November 17, 2005	Assigned forward Sean Banks to the Tulsa 66ers of the NBA G League.
January 5, 2006	Announced that the team would play three games at the New Orleans Arena (3/8 vs. LAL, 3/18 vs. DEN, 3/21 vs. LAC); waived forward Sean Banks.
January 27, 2006	NBA announced that forward Chris Andersen had been dismissed and disqualified from the NBA for violating the terms of the Anti-Drug Program.
January 31, 2006	NBA announced that the team will remain in Oklahoma City for 35 games in the 2006-07 season and that it will play its other six home games in New Orleans; traded two second round draft picks (2006 and 2009) to the Toronto Raptors for forward Aaron Williams.
February 1, 2006	Acquired center Steven Hunter and cash considerations from Philadelphia in exchange for second round picks in 2006 and 2007.

February 7, 2006	Announced that the Steven Hunter trade had been rescinded.
February 13, 2006	Traded center Maciej Lampe to the Houston Rockets for guard Moochie Norris and cash considerations.
February 23, 2006	Traded forward Bostjan Nachbar to the New Jersey Nets for center Marc Jackson and forward Linton Johnson III.
March 24, 2006	Assigned forward Brandon Bass to the Tulsa 66ers of the NBA G League.
March 29, 2006	Recalled forward Brandon Bass from the Tulsa 66ers.
March 31, 2006	Waived forward/center Jackson Vroman and signed forward Marcus Fizer to a 10-day contract.
April 10, 2006	Signed forward Marcus Fizer for the remainder of the 2005-06 season.

2006-07

June 13, 2006	Exercised the team option on forward Brandon Bass through the 2006-07 season.
June 27, 2006	Announced that the contract of Head Coach Byron Scott had been extended through the 2008-09 season.
June 28, 2006	Drafted center Hilton Armstrong from Connecticut with the 12th overall pick and forward/center Cedric Simmons from North Carolina State with the 15th overall pick in the NBA Draft. Selected Marcus Vinicius of Brazil with the 43rd overall pick in the second round.
July 5, 2006	Signed first round draft picks Hilton Armstrong and Cedric Simmons to contracts; waived guard Moochie Norris.
July 12, 2006	Acquired forward Peja Stojakovic and cash considerations from the Indiana Pacers in exchange for the draft rights to Andrew Betts. Waived guard Arvydas Macijauskas.
July 14, 2006	Acquired center Tyson Chandler from the Chicago Bulls in exchange for forward PJ Brown and guard J.R. Smith. Traded guard Kirk Snyder to the Houston Rockets in exchange for cash considerations and a conditional 2008 second round pick (the Hornets to receive the higher second round slot between the two teams in the 2008 NBA Draft).
July 19, 2006	Signed free agent guard Bobby Jackson and re-signed forward Rasual Butler.
August 9, 2006	Signed free agent guard Jannero Pargo.
August 25, 2006	Announced that the contract of General Manager Jeff Bower had been extended through the 2010-11 season. Announced that the contracts of Assistant Coaches Darrell Walker, Kenny Gattison and David Miller had been extended through the 2006-07 season.

2007-08

June 12, 2007	Hired Charlie Parker as assistant coach.
June 28, 2007	Drafted forward Julian Wright (Kansas) with the 13th overall pick and guard Adam Haluska (Iowa) with the 43rd overall pick in the 2007 NBA Draft.
July 2, 2007	Hired Paul Pressey as assistant coach.
July 7, 2007	Signed first round draft pick Julian Wright and second round pick Adam Haluska to contracts.
July 23, 2007	Signed free agent guard Morris Peterson.
July 24, 2007	Announced Gary Chouest as a minority owner.
August 8, 2007	Re-signed guard Jannero Pargo.
September 13, 2007	Signed free agent forward/center Melvin Ely.
September 29, 2007	Acquired David Wesley from the Cleveland Cavaliers in exchange for Cedric Simmons.
February 21, 2008	Acquired Bonzi Wells, Mike James and cash considerations (from Houston) in a three-team trade that sent Bobby Jackson, Adam Haluska, a 2008 second-round draft pick (from New Orleans) and the rights to Sergei Lishouk (from Memphis) to Houston, and forward Marcus Vinicius, the rights to Malick Badiane and cash considerations (from Houston) to Memphis.
March 5, 2008	Signed forward/center Chris Andersen.

2008-09

May 28, 2008	Signed head coach Byron Scott to a contract extension.
June 26, 2008	Drafted forward Darrell Arthur (Kansas) with the 27th overall pick then traded Arthur's draft rights to Portland for cash considerations.
July 9, 2008	Signed guard Chris Paul to a contract extension.
July 23, 2008	Signed guard/forward James Posey.
August 22, 2008	Signed guard/forward Devin Brown.
August 26, 2008	Signed forward/center Sean Marks.
October 25, 2008	Hornets exercise fourth-year option on Hilton Armstrong and third-year option on Julian Wright.
December 10, 2008	Acquire guard Antonio Daniels from Washington in exchange for Mike James.
January 23, 2009	Sign forward Anthony Tolliver to a 10-day contract

2009-10

June 5, 2009	Announced that assistant coach Kenny Gattison will not return to the team.
June 25, 2009	Drafted guard Darren Collison (UCLA) with the 21st overall pick and acquired the draft rights to 43rd overall pick Marcus Thornton (LSU) from the Miami Heat for two future second round picks in the 2009 NBA Draft.
July 8, 2009	Signed draft picks Darren Collison and Marcus Thornton.
July 13, 2009	Named Rob Werdann assistant coach.
July 27, 2009	Signed free agent forward/center Ike Diogu.
July 28, 2009	Acquired center Emeka Okafor of the Charlotte Bobcats in exchange for center Tyson Chandler.

TEAM HISTORY

August 6, 2009	Named Robert Pack assistant coach.
August 12, 2009	Acquired a future second round pick from the Los Angeles Clippers in exchange for Rasual Butler.
August 27, 2009	Re-signed forward/center Sean Marks.
September 9, 2009	Acquired Bobby Brown and Darius Songaila from the Minnesota Timberwolves in exchange for Antonio Daniels and a 2014 second round draft pick.
September 28, 2009	Signed Larry Owens and Earl Barron to training camp contracts.
October 21, 2009	Waived Larry Owens and Earl Barron.
October 26, 2009	Exercised fourth-year option on Julian Wright.
November 12, 2009	Byron Scott relieved of head coaching duties; Jeff Bower named Head Coach; Tim Floyd added as Lead Assistant Coach.
January 11, 2010	Acquired conditional second round draft pick in 2016 from Sacramento in exchange for Hilton Armstrong.
January 25, 2010	Acquired Aaron Gray in exchange for Devin Brown.
January 26, 2010	Acquired conditional second round draft pick in 2014 from L.A. Clippers for Bobby Brown.
February 5, 2010	Signed Jason Hart to 10-day contract.
April 20, 2010	Jeff Bower steps down as head coach and resumes sole focus on General Manager duties.

2010-11

June 7, 2010	Monty Williams named Head Coach
June 30, 2010	Michael Malone, Bryan Gates and James Borrego named Assistant Coaches.
July 8, 2010	Acquired draft rights to Craig Brackins and Quincy Pondexter from Oklahoma City in exchange for the draft rights to Cole Aldrich and Morris Peterson.
July 13, 2010	General Manager Jeff Bower resigns.
July 27, 2010	Dell Demps named General Manager.
August 4, 2010	Randy Ayers and Fred Vinson named Assistant Coaches; Michael Malone named Lead Assistant Coach
August 11, 2010	Tim Connelly hired as Assistant General Manager and Gerald Madkins hired as Vice President of Player Personnel today.
August 11, 2010	Acquired Trevor Ariza from the Houston Rockets in a trade that sent James Posey and Darren Collison from New Orleans to Indiana, Courtney Lee from New Jersey to Houston and Troy Murphy from Indiana to New Jersey.
August 11, 2010	Acquired Marco Belinelli from Toronto in exchange for Julian Wright.
August 31, 2010	Mark Cranston named Head Athletic Trainer, Carlos Daniel named Strength Coach and Adam Tatalovich named Video Coordinator.
September 7, 2010	Signed free agent Mustafa Shakur.
September 17, 2010	Signed free agents D.J. Strawberry and Darryl Watkins; announced hiring of scouts David Booth, John Cardidio and Terrance "Doc" Martin.
September 20, 2010	Signed free agent Joe Alexander.
September 23, 2010	Acquired Willie Green and Jason Smith from Philadelphia in exchange for Darius Songaila and Craig Brackin
September 24, 2010	Signed free agents Jannerro Pargo and Pops Mensah-Bonsu.
October 5, 2010	Released Jannerro Pargo.
October 15, 2010	Signed free agent D.J. Mbenga.
October 18, 2010	Acquired Curtis Jerrells, waived Mustafa Shakur and Darryl Watkins.
October 20, 2010	Waived D.J. Strawberry.
October 23, 2010	Acquired Jerryd Bayless from the Portland Trail Blazers in exchange for a conditional first round pick.
October 24, 2010	Waived Curtis Jerrells.
November 13, 2010	Waived Joe Alexander.
November 19, 2010	Traded Jerryd Bayless and Peja Stojakovic to Toronto in exchange for Jarrett Jack, Marcus Banks and David Andersen.
January 4, 2011	Waived Pops Mensah-Bonsu.
February 4, 2011	Signed Sasha Pavlovic to a 10-day contract.
February 23, 2011	Acquired Carl Landry from the Sacramento Kings for Marcus Thornton and cash considerations.
March 9, 2011	Signed Jerel McNeal to a 10-day contract.
March 26, 2010	Signed Patrick Ewing Jr. to a 10-day contract.
April 5, 2011	Signed Patrick Ewing Jr. for the remainder of season.

2011-12

June 23, 2011	Trade the rights to forward/center Jonathan Harrelson (45th overall pick in the 2011 NBA Draft) to the New York Knicks for financial considerations.
June 27, 2011	Forward David West declines player option for the 2011-12 season and becomes a free agent.; center Aaron Gray declines player option for the 2011-12 season and becomes a free agent.
June 30, 2011	Extend qualifying offer to guard Marco Belinelli for the 2011-12 season.
July 7, 2011	Reigning NBA G League champion Iowa Energy named new Hornets D-League affiliate.
August 2, 2011	Dave Hanners named assistant coach, Randy Ayers promoted to lead assistant.
December 9, 2011	Hornets sign nine free agents (Brian Butch, Justin Dentmon, Jerome Dyson, Moses Ehambe, Carldeil Johnson, Trey Johnson, DuJuan Summers, Trey Johnson and Terrico White) to training camp roster.
December 13, 2011	Guard Marco Belinelli signs qualifying offer.
December 13, 2011	Waive forward Patrick Ewing Jr.

December 14, 2011	Acquire forward Al-Farouq Aminu, guard Eric Gordon, center Chris Kaman and the more favorable of the 2012 first round picks between the Los Angeles Clippers and Minnesota Timberwolves from the Clippers in exchange for guard Chris Paul and two 2015 2nd round picks.
December 17, 2011	Re-sign free agent forward Carl Landry and forward/center Jason Smith...waive guards Justin Dentmon, Terrico White and Moses Ehambe.
December 19, 2011	Waive forward David Andersen.
December 23, 2011	Sign forward/center Gustavo Ayon...waive center Brian Butch.
December 24, 2011	Acquire guard Greivis Vasquez from the Memphis Grizzlies for forward Quincy Pondexter; Waive guard Jerome Dyson.
December 31, 2011	Waive forward Lance Thomas.
January 4, 2012	Acquire guard Xavier Henry from the Memphis Grizzlies as part of a three-team trade in exchange for a 2013 2nd round pick.
January 27, 2012	Waive guard Trey Johnson.
February 6, 2012	Sign forward Lance Thomas to a 10-day contract.
February 7, 2012	Waive guard Carl Dell 'Squeaky' Johnson and forward Dajuan Summers.
February 8, 2012	Sign guard Donald Sloan to a 10-day contract.
February 15, 2012	Sign forward Solomon Jones to a 10-day contract.
February 16, 2012	Sign forward Lance Thomas to a second 10-day contract.
February 20, 2012	Sign guard Donald Sloan to a second 10-day contract.
February 27, 2012	Sign forward Lance Thomas for the remainder of the season; sign center Solomon Jones to a second 10-day contract.
March 9, 2012	Sign center Jeff Foote to a 10-day contract.
March 18, 2012	Assign guard Xavier Henry to the Iowa Energy of the NBA G League.
March 19, 2012	Recall guard Xavier Henry from the Iowa Energy of the NBA G League.
March 20, 2012	Claim center Chris Johnson off waivers.
April 10, 2012	Sign guard Jerome Dyson to a 10-day contract.
April 18, 2012	Sign center Darryl Watkins for the remainder of the season; waive center Chris Johnson.
April 20, 2012	Sign guard Jerome Dyson for the remainder of the season.

2012-13

June 15, 2012	Tom Benson's purchase of the franchise is approved by the NBA's Board of Governors.
June 20, 2012	Acquire forward Rashard Lewis and the 46th pick in the 2012 NBA Draft from the Washington Wizards in exchange for center Emeka Okafor and forward Trevor Ariza.
June 28, 2012	Extend qualifying offer to guard Eric Gordon, making him a restricted free agent.
June 28, 2012	Draft forward Anthony Davis (Kentucky) with the first overall pick, guard Austin Rivers (Duke) with the 10th pick and forward Darius Miller (Kentucky) 46th overall in the 2012 NBA Draft.
June 30, 2012	Waive forward Rashard Lewis.
July 11, 2012	Acquire forward Ryan Anderson from the Orlando Magic in exchange for forward/center Gustavo Ayon; acquire forward/center Edin Bavec from the Philadelphia 76ers in a three-way deal that sent guard Jarrett Jack to the Golden State Warriors and center Darryl Watkins to the 76ers, while forward Dorell Wright went from Golden State to Philadelphia.
July 13, 2012	Acquire center Brad Miller, the Brooklyn Nets' 2013 second round pick and the Minnesota Timberwolves' 2016 second round pick from Minnesota in exchange for the New Orleans' protected second round pick in 2017.
July 14, 2012	Match the Phoenix Suns' offer to restricted free agent guard Eric Gordon.
July 24, 2012	Sign 2012 draft picks forward Anthony Davis and guard Austin Rivers.
July 27, 2012	Acquire center Robin Lopez, forward Hakim Warrick and cash considerations from the Phoenix Suns in exchange for guard Jerome Dyson and center Brad Miller, with two second round picks (acquired in the July 13 trade) going to Minnesota as part of the three-team deal that sent forward Wesley Johnson and a first round pick from Minnesota to Phoenix.
August 4, 2012	Sign guard Roger Mason, Jr.
August 16, 2012	Sign guard Brian Roberts.
August 19, 2012	Sign Head Coach Monty Williams to a contract extension.
September 6, 2012	Sign second round pick Darius Miller.
October 1, 2012	Sign free agents Solomon Alabi, Dominique Morrison and Chris Wright for training camp roster.
October 8, 2012	Waive training camp invitee Domonique Morrison.
October 24, 2012	Waive training camp invitees Solomon Alabi and Chris Wright.
November 13, 2012	Acquire guard Matt Carroll from the Charlotte Bobcats in exchange for forward Hakim Warrick.
November 20, 2012	Waive guard Matt Carroll.
December 16, 2012	Sign forward Dominic McGuire
January 4, 2013	Waive forward Dominic McGuire
January 7, 2013	Sign guard Donald Sloan to 10-day contract.
March 3, 2013	Sign forward/center Henry Sims to 10-day contract.
March 8, 2013	Sign guard Terrel Harris to 10-day contract.
March 12, 2013	Sign center Lou Amundson for the remainder of the season.

TEAM HISTORY

March 18, 2013 Sign guard Terrel Harris to second 10-day contact.
March 28, 2013 Sign guard Terrel Harris for the remainder of the season.

2013-14

June 27, 2013 Draft center Nerlens Noel (Kentucky) with the sixth overall pick in the 2014 NBA Draft.
July 10, 2013 Waive forward Lance Thomas; Renounce rights to Louis Amundson, Xavier Henry and Roger Mason, Jr.; Sign free agents Al-Farouq Aminu and Greg Stiemsma; Acquire Tyreke Evans (from Sacramento) and drafts rights to Jeff Withey (from Portland) in a three team trade that sent Robin Lopez and Terrel Harris (from New Orleans) to Portland, and Greivis Vasquez (from New Orleans), a 2016 second round pick, a future second round pick and cash considerations (from Portland) to Sacramento.
July 12, 2013 Acquired Jrue Holiday and the draft rights to Pierre Jackson from Philadelphia in exchange for the draft rights to Nerlens Noel and a 2014 first round pick.
July 18, 2013 Sign free agent Anthony Morrow.
July 30, 2013 Sign center Jeff Withey to a contract.
August 22, 2013 Sign forwards Lance Thomas and Arinze Onuaku to contracts.
November 12, 2013 Sign forwards Josh Childress and Lou Amundson, waive forwards Lance Thomas and Arinze Onuaku.
December 11, 2013 Waive forward Josh Childress.
December 20, 2013 Sign center Alexis Ajinca.
December 31, 2013 Waive Lou Amundson.
January 21, 2014 Acquire guard Tyshawn Taylor from the Brooklyn Nets in exchange for the draft rights to Edin Bavecic.
January 23, 2014 Waive Tyshawn Taylor.
February 4, 2014 Sign forward Luke Babbitt.
April 11, 2014 Sign forward James Southerland.
April 14, 2014 Sign forward Melvin Ely, Waive center Greg Stiemsma.

2014-15

June 28, 2014 Acquire the draft rights to guard Russ Smith from the Philadelphia 76ers in exchange for the rights to guard Pierre Jackson.
July 11, 2014 Acquire forward Alonzo Gee from Cleveland in exchange for future draft considerations.
July 13, 2014 Acquire guard Scotty Hopson from Charlotte in exchange for cash considerations.
July 15, 2014 Acquire center Omer Asik, forward Omri Casspi and cash considerations from Houston in a three-team trade that sent forward Alonzo Gee, guard Scotty Hopson and a 2015 protected first-round draft pick to Houston and center Melvin Ely to the Washington Wizards, while forward Trevor Ariza went from Washington to Houston.
July 22, 2014 Sign free agent guard Jimmer Fredette.
July 23, 2014 Waive forward Omri Casspi.
July 24, 2014 Sign forward Patric Young.
July 26, 2014 Re-sign free agent forward Darius Miller.
August 26, 2014 Sign free agent forward John Salmons.
September 26, 2014 Sign guard Dionte Christmas, forward Kevin Jones, and center Vernon Macklin.
October 1, 2014 Sign guard D.J. Stephens.
October 9, 2014 Waive center Vernon Macklin.
October 17, 2014 Waive guard Dionte Christmas.
October 24, 2014 Waive forward Kevin Jones and guard D.J. Stephens.
October 24, 2014 Exercise fourth year option on forward Anthony Davis.
November 30, 2014 Waive forward Darius Miller and forward Patric Young.
December 4, 2014 Sign forward Dante Cunningham.
December 5, 2014 Sign guard Gal Mekel.
December 19, 2014 Waive guard Gal Mekel.
January 12, 2015 Acquire guard/forward Quincy Pondexter from Memphis in a three-team trade that sent guard Austin Rivers to Boston and guard Russ Smith to Memphis.
January 14, 2015 Sign guard Nate Wolters to a 10-day contract.
January 24, 2015 Sign guard Nate Wolters to a second 10-day contract.
February 4, 2015 Sign guard Toney Douglas to a 10-day contract.
February 18, 2015 Sign guard Toney Douglas to second 10-day contract.
February 19, 2015 Waive guard Toney Douglas; Acquire guard Norris Cole, center Justin Hamilton, and forward Shawne Williams from Miami as part of a three team trade that sent forward John Salmons to Phoenix; Acquire guard Ish Smith, rights to forward Latavius Williams, cash and draft considerations from Oklahoma City in exchange for draft considerations. Waive guard Ish Smith.
February 22, 2015 Waive forward Shawne Williams.
March 3, 2015 Waive center Justin Hamilton.
March 4, 2015 Sign guard Elliot Williams to a 10-day contract.
March 14, 2015 Sign guard Elliot Williams to a second 10-day contract.
March 24, 2015 Re-sign guard Toney Douglas.

May 12, 2015

Monty Williams relieved of his duties as Head Coach.

May 30, 2015

Alvin Gentry named Head Coach.

2015-16

June 25, 2015

Draft forward Branden Dawson (Michigan State) with 56th overall pick, trade the rights of Branden Dawson to the Los Angeles Clippers for Cash Considerations.

July 9, 2015

Sign forward Anthony Davis to contract extension, re-sign forward Dante Cunningham and centers Alexis Ajinca and Omer Asik to contracts.

July 16, 2015

Sign guard Alonzo Gee.

July 20, 2015

Re-sign forward Luke Babbitt.

July 28, 2015

Sign center Kendrick Perkins.

July 31, 2015

Waive guard Toney Douglas.

August 20, 2015

Sign guard Bryce Dejean-Jones.

September 10, 2015

Sign guard Sean Kilpatrick.

September 17, 2015

Re-sign guard Norris Cole. September 23, 2015 Sign forward Jeff Adrien, guard/forward Chris Douglas-Roberts and guard Corey Webster.

October 11, 2015

Sign center Jerome Jordan

October 14, 2015

Sign center Mirza Begić

October 15, 2015

Waive guard Corey Webster, sign guard Bo McCalebb

October 16, 2015

Waive centers Mirza Begić and Jerome Jordan, sign guard Nate Robinson

October 23, 2015

Waive guards Sean Kilpatrick and Chris Douglas-Roberts

October 24, 2015

Waive forward Jeff Adrien and guards Bryce Dejean-Jones and Bo McCalebb

October 26, 2015

Sign guard Ish Smith

October 29, 2015

Waive guard Nate Robinson

October 30, 2015

Sign guard Toney Douglas

November 10, 2015

Sign guard Jimmer Fredette

November 19, 2015

Waive guard Jimmer Fredette

December 24, 2015

Trade Ish Smith to Philadelphia in exchange for two second-round draft picks.

January 21, 2016

Sign guard Bryce Dejean-Jones to 10-day contract

February 1, 2016

Sign guard Bryce Dejean-Jones to second 10-day contract

February 18, 2016

Acquire forward Jarnell Stokes and cash considerations from Miami in exchange for future second round draft pick

February 19, 2016

Re-sign guard Bryce Dejean-Jones, waive forward Jarnell Stokes

March 9, 2016

Sign guard Orlando Johnson to 10-day contract

March 16, 2016

Sign guard Tim Frazier to 10-day contract

March 25, 2016

Sign forward Jordan Hamilton to 10-day contract

March 26, 2016

Sign guard Tim Frazier for remainder of the 2015-16 season

March 30, 2016

Sign forward James Ennis to 10-day contract

April 4, 2016

Sign forward Jordan Hamilton for remainder of the 2015-16 season

April 9, 2016

Sign forward James Ennis for remainder of the 2015-16 season

June 8, 2016

Name Danny Ferry Basketball Operations Special Advisor

2016-17

June 23, 2016

Draft guard Buddy Hield (Oklahoma) with the sixth overall pick in the 2016 NBA Draft...Acquire the draft rights to Cheick Diallo (Kansas) from the Los Angeles Clippers in exchange for the draft rights to David Michineau (France) and Diamond Stone (Maryland)

July 10, 2016

Trade forward Luke Babbitt to Miami in exchange for a second-round draft pick and cash considerations

July 12, 2016

Waive guard Toney Douglas

July 21, 2016

Sign forward Solomon Hill and guards Langston Galloway and E'Twaun Moore.

July 22, 2016

Sign 2016 Draft Picks Buddy Hield and Cheick Diallo, sign forward Terrence Jones, re-sign guard/forward Alonzo Gee and guard Tim Frazier

August 12, 2016

Sign guard Shawn Dawson

September 14, 2016

Sign guard Lance Stephenson

September 22, 2016

Sign forward Chris Copeland and center Robert Sacre

September 24, 2016

Sign guard Quinn Cook

October 3, 2016

Waive forward Chris Copeland

October 17, 2016

Sign guard/forward Quincy Ford

October 21, 2016

Waive guard Shawn Dawson and center Robert Sacre

October 22, 2016

Waive guard Quinn Cook and guard/forward Quincy Ford

October 24, 2016

Waive guard Alonzo Gee

November 7, 2016

Waive guard Lance Stephenson, sign guard Archie Goodwin

November 10, 2016

Assign forward Cheick Diallo to Austin Spurs (NBA G League)

November 20, 2016

Waive guard Archie Goodwin

November 21, 2016

Sign guard/forward Anthony Brown

TEAM HISTORY

November 27, 2016	Recall forward Cheick Diallo from Austin Spurs (NBA G League)
December 2, 2016	Assign forward Cheick Diallo to Austin Spurs (NBA G League)
December 7, 2016	Recall forward Cheick Diallo from Austin Spurs (NBA G League)
December 9, 2016	Waive guard/forward Anthony Brown
December 10, 2016	Sign guard/forward Reggie Williams
January 1, 2017	Waive guard/forward Reggie Williams
January 3, 2017	Sign forward/center Donatas Motiejunas
January 10, 2017	Assign forward Cheick Diallo to Long Island Nets (NBA G League)
January 12, 2017	Recall forward Cheick Diallo from Long Island Nets (NBA G League)
January 30, 2017	Assign forward Cheick Diallo to Greensboro Swarm (NBA G League)
February 15, 2017	Recall forward Cheick Diallo from Greensboro Swarm (NBA G League)
February 20, 2017	Acquire forwards DeMarcus Cousins and Omri Casspi from Sacramento in exchange for guards Buddy Hield, Tyreke Evans, Langston Galloway and draft picks
February 23, 2017	Waive forward Terrence Jones
February 23, 2017	Sign guard/forward Hollis Thompson to 10-day contract
February 24, 2017	Sign guard Jarrett Jack to 10-day contract
February 25, 2017	Waive forward Omri Casspi
February 25, 2017	Sign guard Reggie Williams to 10-day contract
March 3, 2017	Assign forward Cheick Diallo to Greensboro Swarm (NBA G League)
March 5, 2017	Sign guard/forward Hollis Thompson to second 10-day contract
March 5, 2017	Recall forward Cheick Diallo from Greensboro Swarm (NBA G League)
March 6, 2017	Sign guard Jordan Crawford to 10-day contract
March 8, 2017	Sign guard Wayne Selden Jr. to 10-day contract
March 9, 2017	Assign forward Cheick Diallo to Greensboro Swarm (NBA G League)
March 16, 2017	Sign guard Jordan Crawford for remainder of 2016-17 season
March 17, 2017	Recall forward Cheick Diallo from Greensboro Swarm (NBA G League)
March 19, 2017	Sign guard Quinn Cook to 10-day contract
March 21, 2017	Assign forward Cheick Diallo to Greensboro Swarm (NBA G League)
March 26, 2017	Recall forward Cheick Diallo from Greensboro Swarm (NBA G League)
March 29, 2017	Sign guard Quinn Cook to second 10-day contract
April 8, 2017	Sign guard Quinn Cook for remainder of 2016-17 season
April 8, 2017	Sign guard/forward Axel Toupane for remainder of 2016-17 season

2017-18

June 6, 2017	Chris Finch named Assistant Coach
June 21, 2017	Acquire the 52nd overall pick in the 2017 NBA draft from Washington in exchange for guard Tim Frazier
June 22, 2017	Acquire the draft rights to Frank Jackson (Duke) from Charlotte in exchange for the draft rights to Dwayne Bacon (Florida State) and cash considerations... Acquire cash considerations from Indiana in exchange for the draft rights to Edmond Sumner (Xavier)
July 6, 2017	Re-sign guard Jrue Holiday to multi-year contract.
July 11, 2017	Sign 2017 draft pick Frank Jackson
July 20, 2017	Sign free agent guard Rajon Rondo
July 25, 2017	Waive guard Quinn Cook and guard/forward Axel Toupane
July 27, 2017	Sign free agent forward Darius Miller
August 2, 2017	Sign free agent guard Charles Cooke and free agent forward Jalen Jones to two-way contracts
August 3, 2017	Sign free agent guard Ian Clark
September 1, 2017	Acquire the rights to forward/center Ater Majok from Chicago in exchange for guard/forward Quincy Pondexter, a future second draft pick and cash considerations
September 15, 2017	Sign free agent guard/forward Tony Allen

DRAFT HISTORY

Year	Round	Player (Overall pick)	College
2002	No selections made		
2003	First	David West (18)	Xavier
	Second	James Lang (48)	Central Park Christian School (HS)
2004	First	J.R. Smith (18)	St. Benedict's Prep (HS)
	Second	Tim Pickett (44)	Florida State
2005	First	Chris Paul (4)	Wake Forest
	Second	Brandon Bass (33)	LSU
2006	First	Hilton Armstrong (12)	Connecticut
	First	Cedric Simmons (15)	North Carolina State
	Second	Marcus Vinicius (43)	Brazil
2007	First	Julian Wright (13)	Kansas
	Second	Adam Haluska (43)	Iowa
2008	First	Darrell Arthur (27)*	Kansas
2009	First	Darren Collison (21)	UCLA
	Second	Marcus Thornton (43)^	LSU
2010	First	Cole Aldrich (11)**	Kansas
2011	Second	Josh Harrellson (45)^^^	Kentucky
2012	First	Anthony Davis (1)	Kentucky
	First	Austin Rivers (10)	Duke
	Second	Darius Miller (46)	Kentucky
2013	First	Nerlens Noel (6)***	Kentucky
2014	No selections made		
2015	Second	Branden Dawson (56)^^^^	Michigan State
2016	First	Buddy Hield (6)	Oklahoma
	Second	David Michineau (39)*****	France
	Second	Diamond Stone (40)*****	Maryland
	Second	Dwayne Bacon (40)^^^^^	Florida State
2017	Second	Edmond Sumner (52)*****	Xavier

* Traded to the Portland Trail Blazers in exchange for cash considerations

^ Acquired from the Miami Heat for second round picks in the 2010 and 2012 NBA Drafts

** Traded to Oklahoma City along with Morris Peterson in exchange for draft rights to Craig Brackins and Quincy Pondexter

^^ Traded to New York for Cash considerations

*** Traded to Philadelphia in exchange for Irue Holiday and draft rights to Pierre Jackson

^^^^ Traded to Los Angeles Clippers for Cash considerations

***** Traded to Los Angeles Clippers in exchange for draft rights to Cheick Diallo

^^^^^ Traded to Charlotte along with cash considerations in exchange for the draft rights to Frank Jackson

***** Traded to Indiana for cash considerations

AWARD WINNERS

All-NBA Team

Jamal Mashburn	Third Team	2002-03
Baron Davis	Third Team	2003-04
Chris Paul	First Team	2007-08
Chris Paul	Second Team	2008-09
Chris Paul	Third Team	2010-11
Anthony Davis	First Team	2014-15
Anthony Davis	First Team	2016-17

NBA All-Defensive Team

Chris Paul	Second Team	2007-08
Chris Paul	First Team	2008-09
Anthony Davis	Second Team	2014-15

NBA Rookie of the Year (Eddie Gottlieb Trophy)

Chris Paul (T-Mobile NBA Rookie of the Year)	2005-06
--	---------

NBA Sportsmanship Award (Joe Dumars Trophy)

PJ Brown	2003-04
----------	---------

NBA All-Rookie Team

Chris Paul	First Team	2005-06
Darren Collison	First Team	2009-10
Marcus Thornton	Second Team	2009-10
Anthony Davis	First Team	2012-13

NBA Player of the Month

Jamal Mashburn	February	2003
Baron Davis	November	2003
Jamaal Magloire	April	2004
Chris Paul	December	2007
Chris Paul	March	2008
Chris Paul	November	2008
Chris Paul	March	2009
Chris Paul	January	2010

NBA Coach Of The Month

Paul Silas	April	2003
Byron Scott	January	2008
Byron Scott	December	2008
Monty Williams	January	2011

NBA Rookie of the Month

J.R. Smith	Jan., Feb., March	2004-05
Chris Paul	Nov.-Apr.	2005-06
Darren Collison	February	2009-10
Buddy Hield	December	2016-17

NBA Player of the Week

Baron Davis	28-Oct-03 through 2-Nov-03
Jamaal Magloire	5-April-04 through 11-April-04
Chris Paul	30-Jan-06 through 5-Feb-06
Chris Paul	24-Dec-07 through 30-Dec-07
Chris Paul	17-Mar-08 through 23-Mar-08
Chris Paul	28-Oct-08 through 2-Nov-08
Chris Paul	15-Dec-08 through 21-Dec-08
Chris Paul	12-Jan-09 through 18-Jan-09
David West	23-Feb-09 through 1-Mar-09
Chris Paul	16-Mar-09 through 22-Mar-09
Chris Paul	1-Nov-10 through 7-Nov-10
Greivis Vasquez	24-Dec-12 through 30-Dec-12
Anthony Davis	9-Mar-15 through 15-Mar-15
Anthony Davis	14-Nov-16 through 20-Nov-16

NBA Coach of the Year

Byron Scott	2007-08
-------------	---------

ALL-STAR WEEKEND

All-Star Game Appearances

DATE	SITE	PLAYER	ROLE	MIN	FG	FGA	3P	3PA	FT	FTM	OFF	DEF	TOT	AST	ST	BLK	PTS
9-Feb-03	Atlanta	Jamal Mashburn	Reserve	14	4	7	2	2	0	0	0	4	4	2	2	0	10
15-Feb-04	Los Angeles	Baron Davis	Reserve	16	3	9	1	6	0	0	0	0	0	7	1	0	7
15-Feb-04	Los Angeles	Jamaal Magloire	Reserve	21	9	16	0	0	1	2	3	5	8	0	1	1	19
17-Feb-08	New Orleans	Chris Paul	Reserve	27	7	14	2	6	0	0	2	1	3	14	4	0	16
17-Feb-08	New Orleans	David West	Reserve	16	3	6	0	0	0	0	2	2	4	1	0	0	6
15-Feb-09	Phoenix	Chris Paul	Starter	29	7	14	0	1	0	0	1	6	7	14	3	0	14
15-Feb-09	Phoenix	David West	Reserve	14	3	5	0	0	0	0	1	2	3	0	1	0	6
14-Feb-10	Dallas	Chris Paul	Reserve	Selected, did not play - Injured													
20-Feb-11	Los Angeles	Chris Paul	Starter	29	3	7	2	3	2	2	1	3	4	7	5	0	10
16-Feb-14	New Orleans	Anthony Davis	Reserve	10	5	6	0	0	0	0	0	1	1	0	2	0	10
15-Feb-15	New York	Anthony Davis	Starter	Selected, did not play - Injured													
14-Feb-16	Toronto	Anthony Davis	Reserve	15	12	13	0	0	0	3	3	6	0	0	1	0	24
19-Feb-17	New Orleans	Anthony Davis*	Starter	32	26	39	0	4	0	0	4	6	10	0	2	0	52

*Named Most Valuable Player

Rookie Challenge (Rookies vs. Sophomores)

DATE	SITE	PLAYER	ROLE	MIN	FG	FGA	3P	3PA	FT	FTM	OFF	DEF	TOT	AST	ST	BLK	PTS
17-Feb-06	Houston	Chris Paul	Starter	28	3	8	0	3	2	2	0	4	4	11	5	0	8
16-Feb-07	Las Vegas	Chris Paul	Starter	25	7	10	1	2	1	2	0	3	3	17	9	0	16

BBVA Rising Stars Challenge

DATE	SITE	PLAYER	ROLE	MIN	FG	FGA	3P	3PA	FT	FTM	OFF	DEF	TOT	AST	ST	BLK	PTS
15-Feb-13	Houston	Anthony Davis	Starter	20	5	8	1	2	0	0	1	8	9	1	1	2	11
14-Feb-14	New Orleans	Anthony Davis	Starter	28	8	14	0	0	0	0	2	6	8	4	3	2	16
17-Feb-17	New Orleans	Buddy Hield	Starter	27	11	22	3	12	3	3	3	3	6	3	3	1	28

Three-Point Shootout

DATE	SITE	PLAYER	RESULT
9-Feb-03	Atlanta	David Wesley	Eliminated in first round - fifth place
16-Feb-08	New Orleans	Peja Stojakovic	Eliminated in first round - fourth place
16-Feb-13	Houston	Ryan Anderson	Eliminated in first round - third place

Slam Dunk Contest

DATE	SITE	PLAYER	RESULT
19-Feb-05	Denver	Chris Andersen	Eliminated in first round - fourth place
19-Feb-05	Denver	J.R. Smith	Eliminated in first round - third place

Skills Challenge

DATE	SITE	PLAYER	RESULT
15-Feb-04	Los Angeles	Baron Davis	First place
18-Feb-06	Houston	Chris Paul	Third place
17-Feb-07	Las Vegas	Chris Paul	Fourth place
16-Feb-08	New Orleans	Chris Paul	Second place
13-Feb-16	Toronto	Anthony Davis	Eliminated in first round
18-Feb-17	New Orleans	Anthony Davis	Eliminated in first round

ALL-TIME COLLEGIATE ROSTER

Alabama.....	Alonzo Gee	Long Beach State.....	James Ennis	Darius Songaila
Alabama-Birmingham.....	Cardell Johnson	Louisiana State.....	Brandon Bass	Washington.....	Quincy Pondexter
Arizona.....	Jerry Bayless	Maurice Carter	Nate Robinson
.....	Solomon Hill	Chris Johnson	West Florida.....	Moochie Norris
.....	Sean Rooks	Randy Livingston	Wichita State.....	Gal Mekel
Arkansas.....	Jannero Pargo	Marcus Thornton	Wingate.....	Junior Harrington
Ball State.....	Bonzi Wells	Louisiana Tech.....	PJ Brown	Wisconsin.....	Greg Stiemsma
Baylor.....	David Wesley	Louisville.....	Russ Smith	Xavier (Ohio).....	Jordan Crawford
Blinn J.C. (TX).....	Chris Andersen	Maryland.....	Lonny Baxter	James Posey
Bowling Green.....	Antonio Daniels	Greivis Vasquez	David West
Brigham Young.....	Jimmer Fredette	McNeese State.....	Tierre Brown	Aaron Williams
California.....	Ryan Anderson	Memphis.....	Tyrece Evans	No College.....	Alexis Ajinca
.....	Sean Marks	Elliot Williams	David Andersen
California-Santa Barbara.....	Orlando Johnson	Miami.....	John Salmons	Omer Asik
Cal-State Fullerton.....	Bobby Brown	Michigan.....	Robert Traylor	Gustavo Ayon
Central Connecticut State.....	Corsley Edwards	Michigan State.....	Morris Peterson	Marco Belinelli
Central Michigan.....	Chris Kaman	Steve Smith	Omri Casspi
Clemson.....	Elden Campbell	Minnesota.....	Bobby Jackson	Tyson Chandler
Cleveland State.....	Norris Cole	Nevada.....	Luke Babbitt	Alex Garcia
Colorado State.....	Jason Smith	Kirk Snyder	Maciej Lampe
Connecticut.....	Hilton Armstrong	Nevada-Las Vegas.....	Lou Amundson	Arvydas Macijauskas
.....	Jerome Dyson	Stacey Augmon	DJ Mbenga
.....	Emeka Okafor	North Carolina.....	George Lynch	Donatas Motiejunas
Cornell.....	Jeff Foote	Shammond Williams	Bostjan Nachbar
Dayton.....	Brian Roberts	North Carolina State.....	Cedric Simmons	Sasha Pavlovic
Detroit.....	Willie Green	Oklahoma.....	Buddy Hield	Kendrick Perkins
Duke.....	Quinn Cook	Oklahoma State.....	Terrel Harris	J.R. Smith
.....	Austin Rivers	Desmond Mason	Peja Stojakovic
.....	Lance Thomas	Penn State.....	Tim Frazier	Axel Toupane
Duquesne.....	Mike James	Pittsburgh.....	Aaron Gray	Marcus Vinicius
Fayetteville State.....	Darrell Armstrong	Purdue.....	Carl Landry		
Florida State.....	Toney Douglas	E'Twaun Moore		
Fresno State.....	Courtney Alexander	South Dakota State.....	Nate Wolters		
.....	Melvin Ely	South Florida.....	Solomon Jones		
.....	Dominic McGuire	St. Joseph's (PA).....	Langston Galloway		
George Washington.....	Pops Mensah-Bonsu	Stanford.....	Anthony Brown		
Georgetown.....	Patrick Ewing Jr.	Josh Childress		
.....	Henry Sims	Casey Jacobsen		
.....	Dajuan Summers	Robin Lopez		
.....	Hollis Thompson	Syracuse.....	Jason Hart		
Georgia Tech.....	Kenny Anderson	Arinze Onuaku		
.....	Jarrett Jack	James Southerland		
.....	Anthony Morrow	Hakim Warrick		
Gonzaga.....	Dan Dickau	Darryl Watkins		
Hofstra.....	Speedy Claxton	Temple.....	Marc Jackson		
Indiana.....	Eric Gordon	Texas.....	Jordan Hamilton		
.....	Kirk Haston	Texas A&M.....	Donald Sloan		
Iowa.....	Ryan Bowen	Texas Christian.....	Lee Nailon		
Iowa State.....	Bryce Dejean-Jones	Texas-San Antonio.....	Devin Brown		
.....	Marcus Fizer	Tulane.....	Linton Johnson		
.....	Jackson Vroman	UCLA.....	Trevor Ariza		
Jackson State.....	Trey Johnson	Darren Collison		
Kansas.....	Cheick Diallo	Baron Davis		
.....	Xavier Henry	Jrue Holiday		
.....	Wayne Selden, Jr.	Jerome Moiso		
.....	Jeff Withey	USC.....	Robert Pack		
.....	Julian Wright	Valparaiso.....	Bryce Drew		
Kentucky.....	DeMarcus Cousins	Vanderbilt.....	Matt Freije		
.....	Anthony Davis	Villanova.....	Dante Cunningham		
.....	Archie Goodwin	Virginia.....	Roger Mason, Jr.		
.....	Terrence Jones	Virginia Military Institute.....	Reggie Williams		
.....	Jamaal Magloire	Wake Forest.....	Al-Farouq Aminu		
.....	Jamal Mashburn	Chris Paul		
.....	Darius Miller	Rodney Rogers		
La Salle.....	Rasual Butler	Ish Smith		

142 players representing 84 colleges and universities.

19 players did not attend college.

ALL-TIME NUMERICAL ROSTER

0	Al-Farouq Aminu DeMarcus Cousins Orlando Johnson	8	Luke Babbitt Marco Belinelli Josh Childress Archie Goodwin Bobby Jackson Roger Mason, Jr. Steve Smith	20	Alex Garcia Chris Johnson Quincy Pondexter Henry Sims	34	Corsley Edwards Aaron Gray Greg Stiemsma Robert Traylor Aaron Williams
1	Chris Andersen* Trevor Ariza Baron Davis Tyreke Evans Jarrett Jack* Kirk Snyder Hakim Warrick	9	George Lynch Terrence Jones Morris Peterson* Russ Smith Darius Songaila	21	Anthony Brown Marcus Fizer Jamaal Magloire Arinze Onuaku Greivis Vasquez	35	Matt Freije Kirk Haston Chris Kaman
2	Stacey Augmon Darren Collison Dan Dickau Tim Frazier Jarrett Jack* Darius Miller Jannero Pargo Nate Robinson Elliot Williams	10	Darrell Armstrong* Langston Galloway Eric Gordon Bostjan Nachbar Axl Toupane	22	Quinn Cook Patrick Ewing Jr. Brian Roberts Cedric Simmons Daluan Summers	40	Ryan Bowen
3	Darrell Armstrong* Omer Asik Lonny Baxter Randy Livingston Anthony Morrow Chris Paul	11	David Andersen Jerome Dyson Jason Hart Jrue Holiday Marcus Vinicius Shammond Williams	23	Devin Brown Anthony Davis J.R. Smith	41	James Posey
4	Jordan Crawford Melvin Ely* James Ennis Xavier Henry Sean Marks Ish Smith Jackson Vroman David Wesley Nate Wolters	12	Alexis Ajinca* Chris Andersen* Kenny Anderson Hilton Armstrong Terrel Harris Trey Johnson Donatas Motiejunas Donald Sloan	24	Buddy Hield Carl Landry Jamal Mashburn Desmond Mason Gal Mekel Morris Peterson* Bonzi Wells	42	Alexis Ajinca* PJ Brown Lance Thomas
5	Elden Campbell Maurice Carter Speedy Claxton Mike James Carliddell Johnson Dominic McGuire Kendrick Perkins Lance Stephenson Marcus Thornton Reggie Williams Jeff Withey	13	Cheick Diallo	25	Jordan Hamilton Moochie Norris Austin Rivers Wayne Selden, Jr.	43	Linton Johnson
6	Bobby Brown Tierre Brown Tyson Chandler Junior Harrington Jerome Moiso Arvydas Macijauskas Sasha Pavlovic	14	Robert Pack Jason Smith	28	D.J. Mbenga	44	Dante Cunningham* Solomon Hill Marc Jackson Pops Mensah-Bonsu
		15	Gustavo Ayon Alonzo Gee Maciej Lampe Robin Lopez John Salmons	30	Norris Cole David West	45	Rasual Butler Sean Rooks
		16	Toney Douglas Peja Stojakovic	31	Bryce Dejean-Jones James Southerland Darryl Watkins	50	Antonio Daniels Emeka Okafor
		17	Lou Amundson Bryce Drew	32	Courtney Alexander Jerryd Bayless Jimmer Fredette Casey Jacobsen Hollis Thompson Julian Wright	54	Jeff Foote Rodney Rogers
		18	Omri Casspi Solomon Jones	33	Ryan Anderson Brandon Bass Dante Cunningham* Melvin Ely* Willie Green Lee Nailon	55	E'Twaun Moore

40 numbers worn by 161 players.

Seven players wore more than one number (*).

Number seven has been retired to honor the legacy of New Orleans Jazz great "Pistol" Pete Maravich.

FRANCHISE FIRSTS

- First Game: vs. Utah, 10/30/02
- First Win: 100-75 vs. Utah, 10/30/02
- First Loss: 84-79 at Chicago, 11/1/02
- First Road Win: at New York (97-91 OT Win), 11/10/02
- First Overtime Game: at New York (97-91 Win), 11/10/02
- First Overtime Win: at New York (97-91 Win), 11/10/02
- First Starting Lineup: F-Jamal Mashburn, F-PJ Brown, C-Jamaal Magloire, G-Baron Davis, G-David Wesley
- First Point: PJ Brown vs. Utah, 10/30/02 (13' jumper)
- First Field Goal Attempt: Baron Davis vs. Utah, 10/30/02 (miss)
- First Field Goal Made: PJ Brown vs. Utah, 10/30/02 (13' jumper)
- First Free Throw Made: PJ Brown vs. Utah, 10/30/02
- First Three-Point FG Attempt: Baron Davis vs. Utah, 10/30/02
- First Three-Point FG Made: Baron Davis vs. Utah, 10/30/02
- First Rebound: Jamal Mashburn vs. Utah, 10/30/02
- First Assist: Jamal Mashburn vs. Utah, 10/30/02
- First Steal: Baron Davis vs. Utah, 10/30/02
- First Blocked Shot: Robert Traylor vs. Utah, 10/30/02
- First 20-Plus Pts Game: 21 by Baron Davis vs. Utah, 10/30/02
- First 30-Plus Pts Game: 35 by Jamal Mashburn vs. Miami, 11/2/02
- First 40-Plus Pts Game: 50 by Jamal Mashburn vs. Memphis, 2/21/03
- First 10-Plus Reb Game: 10 by PJ Brown vs. Miami, 11/2/02
- First 20-Plus Reb Game: 20 by Jamaal Magloire vs. Indiana, 2/12/03
- First 10-Plus Asst Game: 10 by Baron Davis vs. Utah, 10/30/02
- First 20-Point-20 Rebound Game: 23 points, 21 rebounds by Jamaal Magloire at Toronto, 3/7/2004
- First 20-Plus Asst Game: 21 by Chris Paul at Los Angeles Lakers, 11/6/2008

ALL-TIME ATTENDANCE TOTALS

SEASON	REGULAR SEASON			NBA PLAYOFFS		
	GAMES	ATTENDANCE	AVERAGE	GAMES	ATTENDANCE	AVERAGE
2002-03	41	641,683	15,651	3	52,133	17,378
2003-04	41	587,613	14,332	3	47,557	15,852
2004-05	41	583,070	14,221	--	--	--
2005-06#	41	744,920	18,169	--	--	--
2006-07^	41	731,165	17,833	--	--	--
2007-08	41	581,432	14,181	7	126,009	18,001
2008-09	41	695,727	16,968	2	34,725	17,363
2009-10	41	620,366	15,131	--	--	--
2010-11	41	603,088	14,709	3	54,372	18,124
2011-12	33	498,618	15,110	--	--	--
2012-13	41	565,930	13,803	--	--	--
2013-14	41	672,029	16,391	--	--	--
2014-15	41	683,757	16,677	2	36,887	18,444
2015-16	41	688,549	16,793	--	--	--
2016-17	41	663,099	16,173	--	--	--
TOTALS	607	9,643,036	15,886	20	351,683	17,584

#Played home games at four sites: Oklahoma City (Ford Center, 36 games) - Avg. 18,717, New Orleans, LA (New Orleans Arena, three games) - Avg. 17,485,

Baton Rouge, LA (Pete Maravich Assembly Center, one game) - 7,302, Norman, OK (Lloyd Noble Center, one game) - 11,343

^ Played home games at two sites: Oklahoma City (Ford Center, 35 games) - Avg. 17,951, New Orleans, LA (New Orleans Arena, six games) - Avg. 17,129

ALL-TIME PRESEASON RESULTS

DATE	OPPONENT	W/L	SCORE	SITE
10/1/2016	Dallas	W	116-102	CenturyLink Center, Bossier City, La.
10/4/2016	Indiana	L	96-113	Smoothie King Center, New Orleans, La.
10/9/2016	Houston	L	117-123	Mercedes-Benz Arena, Shanghai, China
10/12/2016	Houston	L	104-116	LeSports Center, Beijing, China
10/18/2016	Atlanta	L	89-96	Phillips Arena, Atlanta, Ga.
10/20/2016	Orlando	L	111-114	Amway Center, Orlando, Fl.
10/3/2015	at Indiana	W	110-105	Bankers Life Field House, Indianapolis, Ind.
10/9/2015	vs. Atlanta	L	93-103	Veterans Memorial Arena, Jacksonville, Fl.
10/12/2015	at Chicago	W	123-115	United Center, Chicago, Ill.
10/17/2015	vs. Sacramento	L	98-107	Rupp Arena, Lexington Ky.
10/19/2015	at Houston	L	100-120	Toyota Center, Houston, Tx.
10/21/2015	at Orlando	L	107-110 (OT)	Amway Center, Orlando, Fl.
10/23/2015	Miami	W	93-90	Smoothie King Center, New Orleans, La.
10/4/2014	at Miami	W	98-86	KFC Yum! Center, Louisville, Ky.
10/6/2014	at Atlanta	L	87-93	Phillips Arena, Atlanta, Ga.
10/8/2014	Washington	L	89-94	Veterans Memorial Arena, Jacksonville, Fl.
10/14/2014	Houston	W	117-98	Smoothie King Center, New Orleans, La.
10/16/2014	Oklahoma City	W	120-86	Smoothie King Center, New Orleans, La.
10/20/2014	at Washington	W	88-84	Baltimore Arena, Baltimore, Md.
10/23/2014	Dallas	W	88-85	CenturyLink Center, Bossier City, La.
10/5/2013	at Houston	W	116-115	Toyota Center, Houston, Tx.
10/7/2013	at Dallas	W	94-92	American Airlines Center, Dallas, Tx.
10/9/2013	at Orlando	W	99-95	Veterans Memorial Arena, Jacksonville, Fl.
10/13/2013	Atlanta	W	105-73	Mississippi Coast Coliseum, Biloxi, Ms.
10/17/2013	at Oklahoma City	W	105-102	BOK Center, Tulsa, Ok.
10/19/2013	Washington	W	93-89	Rupp Arena, Lexington, Ky.
10/23/2013	Miami	L	95-108	New Orleans Arena, New Orleans, La.
10/25/2013	at Orlando	W	101-82	New Orleans Arena, New Orleans, La.
10/7/2012	Orlando	W	85-80	Mexico City Arena, Mexico City, Mx.
10/9/2012	Charlotte	W	97-82	New Orleans Arena, New Orleans, La.
10/11/2012	at Charlotte	W	90-87	North Charleston Coliseum, Charleston, S.C.
10/12/2012	at Houston	L	75-95	Toyota Center, Houston, Texas
10/18/2012	at Atlanta	L	68-97	Phillips Arena, Atlanta, Ga.
10/22/2012	at Dallas	L	74-87	American Airlines Center, Dallas, Texas
10/24/2012	Houston	L	90-97	New Orleans Arena, New Orleans, La.
10/26/2012	at Miami	W	96-89	American Airlines Arena, Miami, Fl.
12/16/2011	at Memphis	W	97-90	FedEx Forum, Memphis, Tn.
12/21/2011	Memphis	W	95-80	New Orleans Arena, New Orleans, La.
10/9/2010	Memphis	L	90-97	New Orleans Arena, New Orleans, La.
10/10/2010	at Orlando	L	81-135	Amway Center, Orlando, Fla.
10/13/2010	Miami	W	90-76	New Orleans Arena, New Orleans, La.
10/15/2010	at Indiana	L	98-101	Conseco Fieldhouse, Indianapolis, Ind.
10/16/2010	Atlanta	L	74-84	Health Alliance Cen., Johnson City, Tenn.
10/18/2010	at Memphis	L	91-96	FedEx Forum, Memphis, Tenn.
10/20/2010	at Charlotte	L	98-105	Time Warner Cble Arena, Charlotte, N.C.
10/21/2010	at Oklahoma City	L	86-101	Okl. City Arena, Oklahoma City, Okla.
10/7/2009	Atlanta	L	102-108	Phillips Arena, Atlanta, Ga.
10/8/2009	Charlotte	L	101-108	Greensboro Coliseum, Greensboro, N.C.
10/10/2009	Oklahoma City	W	88-79	New Orleans Arena, New Orleans, La.
10/13/2009	vs. Orlando	L	86-121	Charles Koch Arena, Withita, Kansas
10/15/2009	at Miami	L	81-97	Sprint Center, Kansas City, Mo.
10/17/2009	vs. Indiana	W	108-96	New Orleans Arena, New Orleans, La.
10/22/2009	at Golden State	L	92-126	ORACLE Arena, Oakland, Calif.
10/23/2009	at L.A. Clippers	L	88-91	STAPLES Center, Los Angeles, Calif.
10/5/2008	Golden State	W	106-103	New Orleans Arena, New Orleans, La.
10/8/2008	at Indiana	W	105-71	Indiana Fairgrounds, Indianapolis, Ind.
10/10/2008	at San Antonio	W	89-84	AT&T Center, San Antonio, Texas
10/14/2008	Washington	W	96-80	O2 World, Berlin, Germany
10/17/2008	Washington	W	102-80	Palau Sant Jordi, Barcelona, Spain
10/21/2008	Indiana	W	101-96	New Orleans Arena, New Orleans, La.
10/23/2008	Miami	W	100-80	USA Mitchell Center, Mobile, Ala.
10/9/2007	Houston	W	94-92	Ford Center, Oklahoma City, Okla.
10/10/2007	at Indiana	L	96-101	Conseco Fieldhouse, Indianapolis, Ind.
10/13/2007	at Phoenix	W	111-106	US Airways Center, Phoenix, Ariz.

10/15/2007	Indiana	L	104-117
10/19/2007	Miami	W	92-85
10/21/2007	at Dallas	L	97-103
10/24/2007	Atlanta	L	98-107
10/26/2007	at Charlotte	W	111-100
10/10/2006	vs. Dallas	W	84-81
10/13/2006	vs. Orlando	L	100-85
10/17/2006	at Miami	L	109-105
10/19/2006	vs. Golden State	L	112-103
10/20/2006	at L.A. Lakers	L	113-106
10/22/2006	at Sacramento	L	117-93
10/24/2006	at Sacramento	W	84-81
10/13/2005	at Denver	W	100-90
10/15/2005	at Orlando	L	83-101
10/18/2005	Atlanta	L	94-97
10/20/2005	San Antonio	L	90-97
10/23/2005	Denver	L	93-97
10/25/2005	Miami	W	111-91
10/27/2005	Houston	W	89-88
10/28/2005	at Atlanta	L	90-104
10/13/2004	Dallas	W	94-87
10/15/2004	at Chicago	L	100-103
10/16/2004	L.A. Clippers	W	105-95
10/19/2004	Philadelphia	W	92-89
10/21/2004	Orlando	L	91-92
10/23/2004	at Sacramento	L	87-92
10/24/2004	at L.A. Clippers	L	93-97
10/8/2003	Orlando	W	105-98
10/11/2003	at Dallas	L	99-110
10/12/2003	at Houston	W	89-71
10/14/2003	at Orlando	W	89-84
10/16/2003	Chicago	L	101-91
10/18/2003	Washington	W	87-85
10/20/2003	Philadelphia	W	102-85
10/22/2003	at San Antonio	L	79-103
10/9/2002	at Indiana	L	74-95
10/10/2002	at Indiana	W	95-93
10/12/2002	San Antonio	L	76-93
10/15/2002	at Orlando	L	90-103
10/17/2002	Washington	L	78-88
10/19/2002	Washington	W	99-92
10/22/2002	Atlanta	L	87-85
10/25/2002	at Atlanta	L	69-90

New Orleans Arena, New Orleans, La.
Mississippi Coast Coliseum, Biloxi, Miss.
American Airlines Center, Dallas, Texas
New Orleans Arena, New Orleans, La.
Joel Coliseum, Winston-Salem, N.C.
Ford Center, Oklahoma City, Okla.
Ford Center, Oklahoma City, Okla.
American Airlines Arena, Miami, Fla.
STAPLES Center, Los Angeles, Calif.
STAPLES Center, Los Angeles, Calif.
Lawler Events Center, Reno, Nv.
ARCO Arena, Sacramento, Calif.
Pepsi Center, Denver, Colo.
St. Petersburg Forum, St. Petersburg, Fla.
ALLTEL Arena, Little Rock, Ark.
CenturyTel Center, Bossier City, La.
Ford Center, Oklahoma City, Okla.
Maravich Assembly Center, Baton Rouge, La.
Ford Center, Oklahoma City, Okla.
Columbus Civic Center, Columbus, Ga.
New Orleans Arena, New Orleans, La.
United Center, Chicago, Ill.
Cajundome, Lafayette, La.
New Orleans Arena, New Orleans, La.
Mississippi Coast Coliseum, Biloxi, Miss.
ARCO Arena, Sacramento, Calif.
STAPLES Center, Los Angeles, Calif.
Maravich Assembly Center, Baton Rouge, La.
American Airlines Center, Dallas, Texas
Toyota Center, Houston, Texas
TD Waterhouse Centre, Orlando, Fla.
New Orleans Arena, New Orleans, La.
New Orleans Arena, New Orleans, La.
Ted Constant Convocation Center, Norfolk, Va.
SBC Center, San Antonio, Texas
Conseco Fieldhouse, Indianapolis, Ind.
Roberts Stadium, Evansville, Ind.
Mississippi Coast Coliseum, Biloxi, Miss.
TD Waterhouse Centre, Orlando, Fla.
New Orleans Arena, New Orleans, La.
Greensboro Coliseum, Greensboro, N.C.
New Orleans Arena, New Orleans, La.
Philips Arena, Atlanta, Ga.

ALL-TIME PRESEASON RECORDS

Year-by-Year Preseason Records

YEAR	OVERALL	HOME	NBA ROAD	NEUTRAL*
2016-17	1-5	0-1	0-2	1-2
2015-16	3-4	1-0	2-2	0-2
2014-15	5-2	2-0	0-1	3-1
2013-14	7-1	0-1	3-0	4-0
2012-13	4-4	1-1	1-3	2-0
2011-12	2-0	1-0	1-0	0-0
2010-11	1-7	1-1	0-5	0-1
2009-10	2-6	2-0	0-3	0-3
2008-09	7-0	2-0	1-0	4-0
2007-08	4-4	0-2	1-2	3-0
2006-07	2-5	1-1	1-2	0-2
2005-06	3-5	1-1	1-2	1-2
2004-05	3-5	2-0	0-4	1-1
2003-04	5-3	1-1	2-2	2-0
2002-03	2-6	0-2	0-3	2-1
TOTALS	51-57	15-11	13-31	23-15

*Denotes games played in non-NBA venue

RECORDS



TEAM HIGHS

Most Points

Season	8,556		2016-17
Game	139	vs. MIN	14-Nov-14
1st Half	80	vs. MIN	14-Nov-14
2nd Half	75	vs. MIN	19-Mar-17
1st Quarter	43	vs. MIN	14-Nov-14
2nd Quarter	44	vs. DEN	4-Apr-17
3rd Quarter	41	at MIN	9-Apr-08
4th Quarter	47	vs. LAL	9-Nov-04
		at ATL	21-Mar-14
Overtime	20	at TOR	2-Apr-06

Most Field Goals Made

Season	3,210		2016-17
Game	56	vs. MIN	14-Nov-14
Half	35	vs. MIN (1st)	14-Nov-14
Quarter	18	vs. MIN (1st)	14-Nov-14
		vs. DEN (2nd)	4-Apr-17
Overtime	10	at CHI (3OT)	2-Dec-13

Most Field Goals Attempted

Season	7,103		2016-17
Game	114	at PHX (2OT)	6-Feb-08
Game (reg)	105	vs. BKN	20-Jan-17
Half	56	vs. SAS (2nd)	9-Jan-04
Quarter	33	vs. ATL (3rd)	29-Oct-03
Overtime	26	at CHI (3OT)	2-Dec-13

Highest Field Goal Percentage

Season	.466	(3,164-6,796)	2007-08
Game	.667	vs. MIN	14-Nov-14
Half	.721	vs. MIN (1st)	14-Nov-14
Quarter	.875	at MEM (3rd)	30-Jan-10
Overtime	1.000	at HOU (4-4)	14-Jan-11

Most Three-Point Field Goals Made

Season	768		2016-17
Game	17	vs. MIL	23-Jan-16
Half	12	vs. LAC (2nd)	25-Jan-08
Quarter	9	vs. POR (2nd)	14-Jan-05

Most Three-Point Field Goals Attempted

Season	2,196		2016-17
Game	40	at PHX (OT)	11-Dec-16
Game (reg)	36	vs. ORL	11-Nov-15
		at HOU	2-Mar-16
Half	19	Several times; most recently:	
		at MEM	9-Feb-09
Quarter	16	vs. SA (4th)	9-Jan-04

Highest Three-Point Field Goal Percentage

Season	.389	(630-1,621)	2007-08
Game	.800	vs. SAS (12-15)	22-Jan-11

Most Free Throws Made

Season	1,649		2005-06
Game	46	vs. TOR (46-60) (OT)	21-Mar-04
Game (reg)	42	vs. MIA (42-46)	10-Mar-04
Half	34	vs. TOR (34-42) (2nd)	21-Mar-04
Quarter	20	vs. TOR (3rd)	21-Mar-04

Most Free Throws Attempted

Season	2,176		2005-06
Game	60	vs. TOR (46-60) (OT)	21-Mar-04
Game (reg)	45	at DEN (35-45)	2-Apr-14
Half	42	vs. TOR (34-42) (2nd)	21-Mar-04
Quarter	24	vs. TOR (20-24) (3rd)	21-Mar-04

Highest Free Throw Percentage

Season	.807	(1479-1833)	2008-09
Game	1.000	Several times; most recently:	
		vs. GSW (13-13)	18-Mar-13

Most Rebounds

Season	3,582		2016-17
Game	71	vs. MIL (2OT)	8-Feb-07
Game (reg)	60	at SAC	1-Jan-12
		at DEN	26-Mar-17
Half	36	at SAC (1st)	1-Jan-12
		vs. MIA (2nd)	10-Mar-04
Quarter	24	vs. MIA (4th)	10-Mar-04
Overtime	16	vs. MIL	8-Feb-07

Most Offensive Rebounds

Season	1,097		2002-03
Game	31	vs. MIL (2OT)	8-Feb-07
Game (reg)	26	vs. SEA	23-Feb-07
	26	vs. ORL	28-Oct-14
Half	17	vs. SAS (2nd)	9-Jan-04
		at BOS (1st)	19-Nov-03
Quarter	11	vs. SAS (4th)	9-Jan-04

Most Defensive Rebounds

Season	2,879		
2016-17			
Game	50	at DEN	26-Mar-17
Half	27	at DEN (2nd)	29-Dec-06
Quarter	18	vs. MIA (4th)	10-Mar-04

Most Assists

Season	1,869		2016-17
Game	38	vs. GSW	8-Mar-10
Half	21	at ATL (1st)	5-Mar-08
Quarter	13	at GSW (1st)	4-Jan-08
		vs. PHX (3rd)	27-Feb-08
Overtime	6	at CHI (3OT)	2-Dec-13

Most Steals

Season	708		2003-04
Game	21	vs. IND	8-Jan-16
Half	12	at ATL (1st)	5-Apr-05
		vs. ATL (2nd)	29-Oct-03
Quarter	9	vs. WAS (4th)	1-Mar-04
		at ATL (2nd)	5-Apr-05

Most Personal Fouls

Season	1,883		2004-05
Game	35	at SAC	3-Mar-14
Half	24	vs. MIN (2nd)	13-Jan-12
Quarter	15	vs. DEN (4th)	27-Feb-05
		vs. MIN (4th)	13-Jan-12

Most Turnovers

Season	1,228		2003-04
Game	33	at WAS	12-Dec-04
Half	19	at WAS (1st)	12-Dec-04
Quarter	12	at WAS (1st)	12-Dec-04
		at LAL (1st)	12-Nov-06

Most Blocked Shots

Season	523		2013-14
Game	18	vs. CHA	2-Nov-13
Half	10	vs. PHI (1st)	16-Nov-13
		vs. CHI (2nd)	1-Feb-14
Quarter	7	vs. SAC (3rd)	26-Jan-07

TEAM LOWS

Fewest Points

Season	7,252	(88.4)	2004-05
Game (reg)	62	vs. PHI	7-Nov-12
Game (OT)	74	vs. TOR	15-Jan-04
1st Half	23	at PHI	12-Dec-10
2nd Half	16	at LAC	1-Mar-06
1st Quarter	9	at LAC	21-Dec-04
2nd Quarter	7	at CHA	7-Nov-08
3rd Quarter	7	vs. IND	22-Dec-12
4th Quarter	4	at HOU	26-Apr-12
Overtime	4	Several times	

Fewest Field Goals Made

Season	2,718		2004-05
Game	21	at WAS	12-Dec-04
Half	5	at LAC (2nd)	1-Mar-06
Quarter	1	at HOU (4th)	26-Apr-12
		at LAC (4th)	1-Mar-06
Overtime	1	Several times	

Fewest Field Goals Attempted

Season	6,366		2008-09
Game	59	vs. LAC	22-Mar-12

Lowest Field Goal Percentage

Season	.415	(2,718-6,556)	2004-05
Game	.289	vs. PHX	30-Dec-11
Half	.143	at PHI (1st)	12-Dec-10
Quarter	.048	at PHI (1st)	12-Dec-10
Overtime	.158	at MIL	8-Feb-07

Fewest Three-Point Field Goals Made

Season	300		2005-06
Game	0	Several times; most recently: at SAC	1-Jan-12

Fewest Three-Point Field Goals Attempted

Season	885		2005-06
Game	3	vs. BOS	7-Dec-05
		vs. CHI	8-Feb-12

Lowest Three-Point Field Goal Percentage

Season	.315	(415-1,316)	2004-05
Game	.000	Several times; most without a make: 15 at SAC	1-Jan-12

Fewest Free Throws Made

Season	1,269		2012-13
Game	2	vs. PHO	17-Nov-04
Half	0	Several times; most recently: at CLE	2-Jan-17

Fewest Free Throws Attempted

Season	1,636		2012-13
Game	2	vs. PHO	17-Nov-04

Lowest Free Throw Percentage

Season	.740	(1436-1941)	2006-07
Game	.333	vs. ATL (4-12)	1-Jan-13

Fewest Rebounds

Season	2,715		2011-12
Game	23	at UTA	27-Mar-06

Fewest Offensive Rebounds

Season	703		2016-17
Game	1	vs. POR	18-Nov-16

Fewest Defensive Rebounds

Season	2,281		2004-05
Game	17	Done several times; most recently: at DET	4-Apr-06

Fewest Assists

Season	1,519		2005-06
Game	4	at PHI	12-Dec-10

Fewest Steals

Season	520		2012-13
Game	1	vs. HOU	25-Mar-07
		vs. ORL	4-Mar-13

Fewest Personal Fouls

Season	1,530		2014-15
Game	9	vs. GSW	21-Mar-12
		vs. NJN	7-Mar-08
		vs. HOU	25-Mar-07

Fewest Turnovers

Season	974		2007-08
Game	4	at MIN	17-Nov-07

Fewest Blocked Shots

Season	300		2009-10
Game	0	Several times most recently: at MIN	13-Apr-16

OPPONENT TEAM HIGHS

Most Points

Season	8,734		2015-16
Game (reg)	144	at MIN	13-Apr-16
1st Half	75	at PHX	11-Nov-09
2nd Half	75	at GSW	17-Mar-10
1st Quarter	43	at POR	28-Oct-15
2nd Quarter	43	at DEN	20-Dec-15
3rd Quarter	42	at DAL	11-Jan-14
4th Quarter	43	at GSW	17-Mar-10
Overtime	29	at GSW	23-Nov-04

Most Field Goals Made

Season	3,286		2016-17
Game	56	at MIN	13-Apr-16
Half	30	at DAL (1st)	28-Feb-10
		at SAS (1st)	6-Apr-12
Quarter	19	vs. UTA (1st)	5-Apr-09

Most Field Goals Attempted

Season	7,299		2016-17
Game	113	at TOR (20T)	2-Apr-06
Half	57	at POR (1st)	25-Nov-17
Quarter	31	vs. DET (2nd)	1-Mar-17

Highest Field Goal Percentage

Season	.483	(3,250-6,730)	2009-10
Game	.651	at MIN	13-Apr-16
Half	.700	vs. GSW	8-Mar-10
Quarter	.857	vs. CHI	8-Nov-03

Most Three-Point Field Goals Made

Season	863		2016-17
Game	24	at HOU (24-61)	16-Dec-16
Half	14	at HOU (1st)	16-Dec-16
Quarter	9at GS (4th)		17-Mar-10
		at HOU (2nd)	8-Mar-08

Most Three-Point Field Goals Attempted

Season	2,445		2016-17
Game	61	at HOU (24-61)	16-Dec-16
Half	31	at HOU (1st)	16-Dec-16
Quarter	17	at HOU (2nd)	16-Dec-16

Most Free Throws Made

Season	1,644		2004-05
Game	39	at DAL	11-Jan-14
Half	25	vs. GSW (2nd)	19-Jan-13
Quarter	18	at CLE (4th)	20-Feb-13

Most Free Throws Attempted

Season	2,176		2013-14
Game	48	at HOU	12-Apr-15
Half	31	at CLE (2nd)	20-Feb-13
		at SAC (2nd)	23-Dec-13
Quarter	25	at HOU (4th)	12-Apr-15

Highest Free Throw Percentage

Season	.783	(1,544-1,972)	2015-16
Game	1.000	Several times; most without a miss:	
		25 vs. MIN	7-Feb-11

Most Rebounds

Season	3,963		2016-17
Game	65	at LAL	22-Dec-04
Half	35	vs. ATL (1st)	29-Oct-03
		at MEM (2nd)	9-Feb-09
Quarter	21	vs. TOR (4th)	19-Mar-14
Overtime	14	at GSW (30T)	23-Nov-04

Most Offensive Rebounds

Season	972		2003-04
Game	23	at MEM	30-Jan-10
		vs. DET	1-Mar-17
Half	16	at BOS (2nd)	3-Jan-10
Quarter	12	at DET (4th)	17-Jan-09

Most Defensive Rebounds

Season	3,091		2016-17
Game	48	Five Times; most recently: vs. MIA	23-Dec-16
Half	29	vs. DEN (1st)	26-Oct-16
Quarter	17	at OKC (2nd)	4-Dec-16

Most Assists

Season	1,925		2009-10
Game	40	at DAL	11-Nov-03
Half	23	vs. IND (1st)	28-Feb-10
Quarter	15	at DAL	11-Nov-03

Most Steals			
Season	648		2012-13
Game	20	at WAS	12-Dec-04
Half	11	at SAC (1st)	6-Apr-04
Quarter	7	Several times; most recently: at HOU	12-Apr-14

Most Personal Fouls

Season	1,910		2005-06
Game	33	vs. MIA	10-Mar-04
Half	21	vs. LAL (2nd)	29-Mar-10
		vs. UTA (2nd)	28-Mar-14
Quarter	14	vs. UTA (4th)	28-Mar-14

Most Turnovers

Season	1,282		2003-04
Game	27	at NJN	10-Dec-04
		vs. DEN	9-Mar-14
Half	19	vs. ATL (2nd)	29-Oct-03
Quarter	13	vs. ATL (3rd)	29-Oct-03

Most Blocked Shots

Season	504		2013-14
Game	17	vs. DAL	22-Feb-13
Half	10	at DEN (1st)	2-Apr-14
Quarter	7	at DEN (2nd)	2-Apr-14

OPPONENT TEAM LOWS

FEWEST POINTS

Season	6,164		2011-12
Game	59	at ATL	21-Jan-11
1st Half	26	vs. POR	13-Feb-13
2nd Half	24	at HOU	19-Jan-12
1st Quarter	11	Several times; most recently:	
		vs. IND	22-Dec-12
2nd Quarter	9	vs. BOS	19-Mar-07
3rd Quarter	7	at HOU	29-Dec-02
4th Quarter	7	at HOU	13-Feb-12
Overtime	2	vs. NYK	31-Mar-07

FEWEST FIELD GOALS MADE

Season	2,305		2011-12
Game	23	at ATL	21-Jan-11
		at CHA	16-Apr-12
		vs. POR	14-Mar-17

FEWEST FIELD GOALS ATTEMPTED

Season	5,188		2011-12
Game	60	vs. NJN	12-Mar-06

LOWEST FIELD GOAL PERCENTAGE

Season	.438	(2,857-6,518)	2002-03
Game	.291	at ATL (23-79)	21-Jan-11

FEWEST FREE THROWS MADE

Season	1,129		2011-12
Game	3	vs. UTA	8-Apr-08
		vs. PHI	7-Nov-12
		vs. DET	1-Mar-17

FEWEST FREE THROWS ATTEMPTED

Season	1,487		2011-12
Game	5	vs. UTA	8-Apr-08
		vs. PHI	7-Nov-12

LOWEST FREE THROW PERCENTAGE

Season	.750	(1,407-1,877)	2003-04
Game	.176	vs. DET (3-17)	1-Mar-17

FEWEST REBOUNDS

Season	2,614		2011-12
Game	22	vs. MEM	31-Mar-06

FEWEST OFFENSIVE REBOUNDS

Season	730		2015-16
Game	2	Several times; most recently:	
		at SAS	21-Dec-12

FEWEST DEFENSIVE REBOUNDS

Season	1,910		2011-12
Game	17	Several times; most recently:	
		at LAC	26-Mar-12

FEWEST ASSISTS

Season	1,379		2011-12
Game	8	at LAC	14-Dec-05

FEWEST PERSONAL FOULS

Season	1,235		2011-12
Game	7	vs. CHI	7-Feb-15

FEWEST STEALS

Season	470		2007-08
Game	0	Several times; most recently:	
		vs. NYK	10-Feb-06

FEWEST TURNOVERS

Season	915		2011-12
Game	4	at IND	27-Mar-98
		vs. LAL	5-Feb-11

FEWEST BLOCKED SHOTS

Season	290		2008-09
Game	0	Several Times; most recently:	
		vs. OKC	26-Feb-17

INDIVIDUAL HIGHS

Points

Season	2,099	Anthony Davis	(28.0)	2016-17
Game	59	Anthony Davis	at DET	21-Feb-16
Half	33	Anthony Davis	(2nd) vs. ATL	6-Nov-15
		Anthony Davis	(2nd) at DET	21-Feb-16
Quarter	24	Anthony Davis	(1st) at OKC	26-Feb-17
Overtime	12	Janero Pargo	at PHX	6-Feb-08

Most Field Goals Made

Season	770	Anthony Davis		2016-17
Game	24	Anthony Davis	at DET	21-Feb-16
Half	12	Anthony Davis	(1st) at DET	21-Feb-16
		Anthony Davis	(2nd) at DET	21-Feb-16
		Anthony Davis	(2nd) vs. DEN	4-Apr-17
Quarter	10	Marcus Thornton	at CLE (2nd)	23-Feb-10

Most Field Goals Attempted

Season	1,586	Jamal Mashburn		2002-03
Game	34	Anthony Davis	three times	
Half	20	Jamal Mashburn	at DET (2nd)	22-Feb-03
Quarter	13	Marcus Thornton	at CLE (2nd)	23-Feb-10

Highest Field Goal Percentage (min. 250 attempts/season; 10 attempts/game)

Season	.624	Tyson Chandler	(292-468)	2006-07
Game	1.000	Tyson Chandler	at MIA	2-Apr-08
		Darren Collison	vs. POR	27-Mar-10

Most Consecutive Field Goals Made

Season	14	David West		26-Jan-08 (last 10)
				28-Jan-08 (first 4)
Game	12	Willie Green	vs. PHO	8-Apr-11

Most 3-Point Field Goals Made

Season	231	Peja Stojakovic		2007-08
Game	10	Peja Stojakovic	at LA Lakers (10-13)	6-Nov-07
Half	7	Peja Stojakovic	at LA Lakers (7-9) (2nd)	6-Nov-07
		Ryan Anderson	at PHO (7-9) (2nd)	23-Nov-12
Quarter	5	Several times; most recently:		
		Ryan Anderson	vs. SAC (2nd)	21-Jan-13

Most 3-Point Field Goals Attempted

Season	582	Baron Davis	(187-582)	2003-04
Game	14	Three Times; most recently:		
		Ryan Anderson	vs. SAC	21-Jan-13
Half	10	Baron Davis	at NYK (2nd)	29-Nov-03
Quarter	8	Ryan Anderson	vs. SAC (2nd)	21-Jan-13

Highest 3-Point Field Goal Percentage (min. 200 attempts)

Season	.441	Peja Stojakovic	(231-524)	2007-08
Game	1.000	Several times; most made without a miss:		
		Bobby Jackson (7)	vs. MIA	11-Jan-08

Most Consecutive 3-Point Field Goals Made

Season	9	Morris Peterson		11-Nov-07 through 14-Nov-07
--------	---	-----------------	--	-----------------------------

Most Consecutive Games With 3-Point Field Goal

62 games	Peja Stojakovic			16-Jan-08 through 10-Dec-08
----------	-----------------	--	--	-----------------------------

Most Free Throws Made

Season	519	Anthony Davis		2016-17
Game	17	Anthony Davis	vs. MIL	1-Nov-16
Half	12	Baron Davis	vs. TOR (2nd)	21-Mar-04
		Chris Paul	vs. SAC (2nd)	20-Dec-08
Quarter	9	Chris Paul	vs. MEM (4th)	31-Mar-06

Most Free Throw Attempts

Season	647	Anthony Davis		2016-17
Game	20	Jamaal Magloire	vs. TOR	21-Mar-04
		Anthony Davis	vs. PHI	19-Feb-16
Half	14	Several times; most recently:		
		Chris Paul	vs. SAC	20-Dec-08
Quarter	10	Several times; most recently:		
		Anthony Davis	vs. PHI	19-Feb-16

Highest Free Throw Percentage

Season	.940	Brian Roberts	(125-133)	2013-14
Game	1.000	Several times; most made without a miss:		
		DeMarcus Cousins	(15) at OKC	26-Feb-17

Most Consecutive Free Throws Made

Season	42	Ryan Anderson		2-Dec-14 through 27-Dec-14
--------	----	---------------	--	----------------------------

Most Rebounds

Season	928	Tyson Chandler	(11.7)	2007-08
Game	24	DeMarcus Cousins	vs. SAS (OT)	3-Mar-17
Game (reg)	23	Tyson Chandler	at MEM	13-Feb-07
Half	17	Tyson Chandler	vs. SEA (1st)	16-Jan-08
		Al-Farouq Aminu	at DAL (1st)	17-Apr-13
Quarter	14	Al-Farouq Aminu	at DAL (1st)	17-Apr-13

Most Offensive Rebounds

Season	322	Tyson Chandler		2007-08
Game	12	Tyson Chandler	at MEM	13-Feb-07
		Tyson Chandler	at POR	17-Dec-07
		Emeka Okafor	vs. TOR	17-Jan-11
Half	8	Tyson Chandler	vs. LAL (2nd)	14-Mar-08
Quarter	6	Several times; most recently:		
		David West	vs. DET (4th)	25-Feb-09

Most Defensive Rebounds

Season	712	Anthony Davis		2016-17
Game	20	DeMarcus Cousins	vs. SAS (OT)	3-Mar-17
Game (reg)	17	Five times; most recently:		
		DeMarcus Cousins	vs. CHI	2-Apr-17
Half	13	Tyson Chandler	vs. SEA (1st)	16-Jan-08
Quarter	9	Al-Farouq Aminu	at DAL (1st)	17-Apr-13

Most Assists

Season	925	Chris Paul	11.6 apg	2007-08
Game	21	Chris Paul	at LAL	6-Nov-07
Half	14	Chris Paul	at LAL	6-Nov-07
Quarter	9	Several times; most recently:		
		Chris Paul	vs. MIA (1st)	5-Nov-10

Most Steals

Season	217	Chris Paul	2.71 spg	2007-08
Game	9	Eddie Jones	vs. IND	4-Nov-99
		Chris Paul	at DAL	20-Feb-09
Half	7	Chris Paul	vs. DAL (1st)	20-Feb-08
Quarter	6	Bonzi Wells	vs. BOS (4th)	22-Mar-08

Most Personal Fouls

Season	278	Jamaal Magloire		2003-04
--------	-----	-----------------	--	---------

Most Disqualifications

Season	6	Jamaal Magloire		2003-04
--------	---	-----------------	--	---------

Most Turnovers

Season	247	Greivis Vasquez	(3.2)	2012-13
Game	10	Darren Collison	vs. BOS	10-Feb-10
Half	6	Several times; most recently:		
		Eric Gordon	at DAL (1st)	11-Jan-14
Quarter	5	Several times; most recently:		
		Darren Collison	vs. HOU (3rd)	21-Feb-10

Most Blocked Shots

Season	200	Anthony Davis	(2.9)	2014-15
Game	9	Anthony Davis	vs. PHI	16-Nov-13
		Anthony Davis	vs. ORL	28-Oct-14
		Anthony Davis	vs. MEM	3-Mar-15
		Anthony Davis	vs. MEM	1-Dec-16
Half	6	Anthony Davis	vs. PHI (1st)	16-Nov-13
		Anthony Davis	at CLE (1st)	28-Jan-14
Quarter	5	Several times; most recently:		
		Anthony Davis	vs. LAC (3rd)	26-Mar-14

Most Minutes Played

Season	3,321	Jamal Mashburn	(42.6)	2002-03
Game (reg)	48	Several times; most recently:		
		Rasual Butler	vs. GSW	2-Jan-07
Game (total)	57	Ryan Anderson	at CHI (30T)	2-Dec-13

OPPONENT INDIVIDUAL HIGHS

Most Points

Game	54	Damon Stoudamire	vs. POR	14-Jan-05
Half	35	Kyrie Irving	(2nd) vs. CLE	23-Jan-17
Quarter	28	Stephen Curry	(3rd) vs. GSW	31-Oct-15

Most Field Goals Made

Game	20	Damon Stoudamire	vs. POR	14-Jan-05
Half	14	Damon Stoudamire	(1st) vs. POR	14-Jan-05
Quarter	10	Jamal Crawford	at CHI (4th)	6-Dec-03
		Stephen Curry	vs. GSW (3rd)	31-Oct-15

Most Field Goals Attempted

Game	33	Several times; most recently: Kobe Bryantvs. LAL		8-Mar-06
Half	19	Damon Stoudamire	(1st) vs. POR	14-Jan-05
Quarter	13	Stephen Curry	vs. GSW (3rd)	31-Oct-15

Highest Field Goal Percentage

Game	.909	Several Times (10-11)at HOU most recently: Dwight Howard		28-Dec-13
------	------	---	--	-----------

Most Three-Point Field Goals Made

Game	13	Stephen Curry	at GSW	7-Nov-16
Half	8	Ray Allen	at MIL (2nd)	14-Apr-02
Quarter	6	Caron Butler	(6-8) at LAC (3rd)	26-Nov-12

Most Three-Point Field Goals Attempted

Game	17	Stephen Curry	at GSW	7-Nov-16
Half	10	Several times		
Quarter	8	Caron Butler	at LAC (3rd)	26-Nov-12

Most Free Throws Made

Game	17	Kevin Love	vs. MIN	13-Jan-12
Half	17	Chris Paul	at LAC	22-Apr-12
Half	14	Chris Paul	at LAC (2nd)	22-Apr-12
Quarter	9	Chris Paul	at LAC (4th)	22-Apr-12

Most Free Throw Attempts

Game	20	Russell Westbrook	at OKC	18-Nov-16
Half	15	Chris Paul	at LAC (2nd)	22-Apr-12
Quarter	9	Chris Paul	at LAC (4th)	22-Apr-12

Most Rebounds

Game	25	DeAndre Jordan	vs. LAC	28-Dec-16
Half	16	DeAndre Jordan	vs. LAC (1st)	28-Dec-16
Quarter	12	Samuel Dalembert	at PHI (1st)	11-Jan-10

Most Offensive Rebounds

Game	10	Several Times vs. DET most recently: Andre Drummond		1-Mar-17
Half	8	Andre Drummond	at DET (2nd)	24-Jan-14
Quarter	6	Several times	at CHI (3rd)	14-Jan-17
		Most recently: Robin Lopez		

Most Defensive Rebounds

Game	22	Tim Duncan	at SAS (OT)	23-Dec-02
Game (reg)	20	DeMarcus Cousins	at SAC	3-Apr-15
		DeAndre Jordan	vs. LAC	28-Dec-16
Half	12	Several times; most recently: DeAndre Jordan		28-Dec-16
Quarter	10	Samuel Dalembert	at PHI (1st)	11-Jan-10

Most Assists

Game	20	Chris Paul	at LAC	10-Dec-16
Half	12	Chris Paul	at LAC (2nd)	10-Dec-16
Quarter	10	Chris Paul	at LAC (3rd)	10-Dec-16

Most Steals

Game	8	Chris Paul	at LAC	22-Apr-12
Half	6	Chris Paul	at LAC (2nd)	22-Apr-12
Quarter	5	Andre Miller	vs. DEN (1st)	23-Jan-04

Most Turnovers

Game	10	LeBron James	vs. CLE (OT)	28-Mar-05
		Steve Nash	at PHO (2OT)	6-Feb-08
		Russell Westbrook	at OKC	4-Dec-16
Game (reg)	9	Several times; most recently: Jeremy Lin		17-Feb-12
Half	9	LeBron James	vs. CLE	28-Mar-05
Quarter	5	Several times		

Most Blocked Shots

Game	11	Roy Hibbert	at IND	21-Nov-12
Game (reg)	9	Marcus Camby	vs. DEN	13-Apr-07
	9	Andrew Bogut	vs. GSW	7-Apr-15
Half	7	Andrew Bogut	vs. GSW (1st)	7-Apr-15
Quarter	4	Andrew Bogut	vs. GSW (2nd)	7-Apr-15
		Marcus Camby	vs. DEN (4th)	13-Apr-07
		Rudy Gobert	at UTA (1st)	27-Mar-17

Most Minutes Played

Game	56	Luol Deng	vs. CHI (3OT)	2-Dec-13
------	----	-----------	---------------	----------

MISCELLANEOUS RECORDS

FRANCHISE - TEAM ALL-TIME TOP PERFORMANCES

Most Points

139	vs. Minnesota	14-Nov-14
135	vs. Golden State	8-Mar-10
	vs. Philadelphia	16-Nov-13
132	at Phoenix (20T)	6-Feb-08
	at L.A. Lakers	4-Mar-14
131	at Chicago (30T)	2-Dec-13
	vs. Denver	4-Apr-17
130	at Denver	20-Dec-15
128	vs. Houston	17-Mar-17
125	at Charlotte (OT)	11-Mar-17
	at Sacramento	16-Apr-07
	vs. Memphis (OT)	21-Feb-03

Fewest Points

62	vs. Philadelphia	7-Nov-12
65	at Boston	12-Mar-03
66	vs. Utah	8-Apr-08
	at Houston	13-Apr-09
67	Done four times	
68	Done five times	

FG Percentage

.667	vs. Minnesota	14-Nov-14
.638	at Houston (51-80)	14-Apr-10
.622	at Golden State (46-74)	26-Jan-11
.610	vs. Miami (47-77)	11-Jan-08
.605	vs. Philadelphia (52-86)	16-Nov-13
.603	vs. Charlotte (47-78)	18-Jan-08

OPPONENTS - TEAM ALL-TIME TOP PERFORMANCES

Most Points

144	at Minnesota	13-Apr-16
143	vs. Brooklyn	20-Jan-17
137	at Denver	2-Apr-14
134	vs. Golden State	31-Oct-15
	vs. Denver	4-Apr-17
133	at L.A. Clippers	10-Dec-16
131	vs. Golden State	8-Mar-10
	at Golden State	17-Mar-10
130	at Phoenix	6-Feb-08
129	vs. Houston	23-Feb-17
128	at San Antonio	6-Apr-12
	at Chicago (30T)	2-Dec-13
	vs. Golden State (OT)	14-Dec-14

Fewest Points

59	at Atlanta	21-Jan-11
63	vs. Portland	13-Feb-13
67	vs. Sacramento	1-Nov-05
	vs. Orlando	27-Jan-12
	at Charlotte	16-Apr-12
69	vs. Houston	19-Mar-08
71	at Miami	11-Feb-03
	Done three times	

FG Percentage

.651	at Minnesota (56-86)	13-Apr-16
.629	vs. San Antonio (44-70)	23-Dec-06
.609	vs. Miami (42-69)	29-Mar-13
.607	at San Antonio (51-84)	6-Apr-12
.606	vs. Memphis (43-71)	1-Feb-16
.603	at Memphis (41-68)	10-Apr-11
.597	at Seattle (43-72)	28-Feb-06

FRANCHISE - INDIVIDUAL ALL-TIME TOP PERFORMANCES

Points

59	Anthony Davis	at Detroit	21-Feb-16
50	Jamal Mashburn	vs. Memphis (OT)	21-Feb-03
	Anthony Davis	vs. Denver	26-Oct-16
46	Anthony Davis	at Charlotte (OT)	11-Mar-17
45	Anthony Davis	vs. Golden State	28-Oct-16
		vs. Minnesota	23-Nov-16
44	David West	at Houston	29-Dec-09
43	Chris Paul	vs. Memphis (OT)	7-Dec-07
	Chris Paul	at Golden State	3-Apr-09
	Anthony Davis	at Utah	22-Nov-14
	Anthony Davis	at Milwaukee	9-Mar-15
	Anthony Davis	vs. Atlanta	6-Nov-16
	Peja Stojakovic	vs. Charlotte	14-Nov-06

Rebounds

24	DeMarcus Cousins	vs. San Antonio (OT)	3-Mar-17
23	Tyson Chandler	at Memphis	13-Feb-07
22	Tyson Chandler	vs. Milwaukee (20T)	8-Feb-07
	Tyson Chandler	vs. L.A. Lakers	23-Mar-07
	Tyson Chandler	vs. Detroit	5-Dec-07
	Tyson Chandler	at Golden State	4-Jan-08
	Anthony Davis	vs. Miami	23-Dec-16
	Anthony Davis	vs. San Antonio	27-Jan-17
21	Jamaal Magloire	at Toronto	7-Mar-04
	Tyson Chandler	vs. Seattle	16-Jan-08
	Anthony Davis	at Charlotte (OT)	11-Mar-17
	Anthony Davis	vs. Boston	16-Mar-14

Assists

21	Chris Paul	at L.A. Lakers	6-Nov-07
20	Chris Paul	at Cleveland	26-Mar-08
	Chris Paul	vs. Milwaukee	27-Feb-09
	Darren Collison	vs. Golden State	8-Mar-10
19	Chris Paul	at Sacramento	1-Feb-08
	Chris Paul	vs. Denver	18-Dec-09
	Chris Paul	vs. Miami	5-Nov-10
18	Chris Paul	vs. Chicago	1-Dec-06
	Chris Paul	vs. Atlanta	5-Mar-08
	Chris Paul	vs. Toronto	6-Nov-09
	Chris Paul	vs. New Jersey	8-Jan-10
	Darren Collison	at Memphis (OT)	30-Jan-10
	Brian Roberts	vs. Denver	25-Mar-13

OPPONENTS - INDIVIDUAL ALL-TIME TOP PERFORMANCES

Points

54	Damon Stoudamire	vs. Portland	14-Jan-0
53	Stephen Curry	vs. Golden State	31-Oct-16
50	Kobe Bryant	vs. L.A. Lakers	23-Mar-07
49	Kyrie Irving	vs. Cleveland	23-Jan-17
48	Vince Carter	at Orlando	8-Feb-10
	Russell Westbrook	at Oklahoma City	6-Feb-15
47	Kevin Durant	at Oklahoma City	17-Feb-09

Rebounds

25	DeAndre Jordan	vs. L.A. Clippers	28-Dec-16
23	Tim Duncan	at San Antonio	23-Dec-02
	Nikola Vucevic	vs. Orlando	28-Oct-14
22	Pau Gasol	vs. L.A. Lakers	29-Mar-10
	Andre Drummond	vs. Detroit	21-Jan-16
21	Marcus Camby	at Denver	4-Nov-07
	Tyson Chandler	at Chicago	24-Mar-06
	Kevin Garnett	at Minnesota	11-Feb-06
	Chris Mihm	at L.A. Lakers	22-Dec-04
	Ben Wallace	at Detroit	15-Jan-10
	Tyson Chandler	at Phoenix (OT)	11-Dec-16
20	Marcus Camby	vs. L.A. Clippers	13-Jan-10
	DeMarcus Cousins	at Sacramento	3-Apr-15
	Andre Drummond	at Detroit	24-Jan-14
	Dwight Howard	vs. Orlando	12-Jan-11
	DeAndre Jordan	at L.A. Clippers	18-Dec-13
	Zach Randolph	at Memphis	20-Jan-14
	Amar'e Stoudemire	at Phoenix	6-Feb-08
	Jared Sullinger	vs. Boston	7-Dec-15

Assists

20	Chris Paul	at L.A. Clippers	10-Dec-16
19	John Wall	vs. Washington	29-Jan-17
17	Tony Parker	vs. San Antonio	23-Jan-12
	Baron Davis	at L.A. Clippers	16-Mar-10
16	Jose Calderon	at Toronto	1-Mar-11
	Steve Nash	at Phoenix	12-Dec-05
	Chris Paul	at L.A. Clippers	6-Dec-14
	Deron Williams	vs. Utah	8-Apr-08
	Deron Williams	vs. Utah	9-Apr-10
15	Jason Kidd	at Dallas	10-Apr-09
	Steve Nash	at Phoenix	30-Jan-11
	Rajon Rondo	vs. Sacramento	28-Jan-16
14	Howard Eisley	vs. New York	22-Nov-02
	Devin Harris	at New Jersey	1-Mar-09
	LeBron James	at Cleveland	26-Dec-04
	Jason Kidd	at New Jersey	21-Feb-07
	Steve Nash	at Phoenix	1-Apr-12
	Chris Paul	vs. L.A. Clippers	12-Apr-13
	Rajon Rondo	vs. Boston	16-Mar-14
	Jason Williams	at Memphis	6-Jan-03
	Terrence Williams	at New Jersey	3-Apr-10

MISCELLANEOUS RECORDS

ROOKIE HIGHS

Most Points

Season	1,258	Chris Paul	(16.1)	2005-06
Game	37	Marcus Thornton	at CLE	23-Feb-10

Most Field Goals Made

Season	407	Chris Paul		2005-06
Game	15	Darren Collison	at Dallas	28-Feb-10
		Marcus Thornton	at Cleveland	23-Feb-10

Most Field Goals Attempted

Season	947	Chris Paul		2005-06
Game	27	J.R. Smith	at Phoenix	12-Apr-05

Highest Field Goal Percentage

Season	.516	Anthony Davis	(349-676)	2012-13
			(min. 250 attempts)	

Most Three-Point Field Goals Made

Season	117	Marcus Thornton	(117-313)	2009-10
Game	6	J.R. Smith	at MEM (6-9)	26-Mar-05
		Marcus Thornton	vs. SAS (6-7)	1-Mar-10

Most Three-Point Field Goals Attempted

Season	313	Marcus Thornton	(117-313)	2009-10
Game	9	J.R. Smith	at MEM (6-9)	26-Mar-05

Highest Three-Point Field Goal Percentage

Season	.386	Brian Roberts	(59-153)	2012-13
			(min. 150 attempts)	

Most Free Throws Made

Season	394	Chris Paul		2005-06
Game	14	Chris Paul	(14-17) at NYK	21-Jan-06

Most Free Throws Attempted

Season	465	Chris Paul		2005-06
Game	17	Chris Paul	(14-17) at NYK	21-Jan-06

Highest Free Throw Percentage

Season	.851	Darren Collison	(148-174)	2009-10
			(min. 150 attempts)	

Most Rebounds

Season	522	Anthony Davis		2012-13
Game	18	Anthony Davis	at MEM	9-Mar-13

Most Assists

Season	611	Chris Paul	(7.8)	2005-06
Game	20	Darren Collison	vs. GSW	8-Mar-10

Most Blocked Shots

Season	112	Anthony Davis	(1.8)	2012-13
Game	5	Several times	vs. HOU	16-Apr-14
		most recently: Jeff Withey		

Most Steals

Season	175	Chris Paul	(2.24)	2005-06
Game	7	Chris Paul	vs. UTA	22-Feb-06

Most Minutes Played

Season	2,808	Chris Paul	(36.0)	2005-06
Game	48	Chris Paul	at TOR (20T)	2-Apr-06
		Darren Collison	at LAC	15-Mar-10

MARGINS / LEADS / HIGHEST SCORE

Biggest Victories

MARGIN	OPPONENT	SCORE	DATE
48	vs. Minnesota	139-91	28-Oct-14
41	at Atlanta	100-59	21-Jan-11
37	vs. Philadelphia	135-98	16-Nov-13
36	vs. Portland	99-63	13-Feb-13
34	vs. Minnesota	110-76	22-Dec-07

Biggest Defeats

MARGIN	OPPONENT	SCORE	DATE
-45	at Oklahoma City	74-119	27-Feb-13
-37	at Phoenix	78-115	17-Apr-06
-36	at Memphis	74-110	8-Apr-15
-35	vs. San Antonio	112-77	23-Dec-06
	at Minnesota	144-109	13-Apr-16
-33	vs. Utah	127-94	8-Feb-17
-32	at Dallas	89-121	13-Apr-11

Biggest Leads That Got Away

MARGIN	OPPONENT	SCORE	DATE
27	at Portland	91-92	10-Nov-06
25	at Cleveland	100-104	23-Feb-04
25	vs. L.A. Lakers	102-108	6-Mar-13
22	vs. Indiana	75-81	22-Dec-12
20	vs. Orlando	95-97	26-Mar-03
20	vs. Portland	89-97	2-Feb-09

Biggest Comebacks

MARGIN	OPPONENT	SCORE	DATE
-23	vs. Sacramento	94-91	15-Dec-10
-21	at Charlotte	98-95	29-Dec-12
-19	vs. Washington	97-96	13-Feb-06
-19	at Utah	76-75	22-Nov-04
-18	vs. Memphis	95-89	7-Mar-15
-17	at Phoenix	120-114	25-Nov-15

Highest Scoring Games-Both Teams Combined

PTS	FINAL SCORE	SITE	DATE
266	New Orleans 135, Golden State 131	at New Orleans	8-Mar-10
265	New Orleans 131, Denver 134	at New Orleans	4-Apr-17
262	New Orleans 132, Phoenix 130	at Phoenix	6-Feb-08
259	New Orleans 131, Chicago 128	at Chicago	2-Dec-13
257	New Orleans 132, L.A. Lakers 125	at New Orleans	4-Mar-14
	New Orleans 114, Brooklyn 143	at New Orleans	20-Jan-17
255	New Orleans 130, Denver 125	at Denver	20-Dec-15
254	New Orleans 120, Golden State 134	at New Orleans	31-Oct-15
253	New Orleans 109, Minnesota 144	at Minnesota	13-Apr-16
250	New Orleans 122, Golden State 128	at New Orleans	14-Dec-14

Lowest Scoring Games-Both Teams Combined

PTS	FINAL SCORE	SITE	DATE
139	Philadelphia 77, New Orleans 62	New Orleans	7-Nov-12
142	New Orleans 75, Charlotte 67	at Charlotte	16-Apr-12
143	Denver 76, New Orleans 67	at Denver	29-Nov-04
	Utah 77, New Orleans 66	New Orleans	8-Apr-08
144	Charlotte 73, New Orleans 71	at New Orleans	12-Mar-12

MISCELLANEOUS RECORDS

TOP SCORING PERFORMANCES

New Orleans Top Scoring Games Off The Bench

PTS	PLAYER	OPPONENT	MINUTES	DATE
37	Marcus Thornton	at Cleveland	31	23-Feb-10
32	Ryan Anderson	vs. Charlotte	29	15-Jan-16
31	Ryan Anderson	at Detroit	31	11-Feb-13
30	Ryan Anderson	vs. San Antonio	33	20-Nov-15
	Ryan Anderson	vs. Portland	37	18-Mar-16

Opponents Top Scoring Games Off The Bench

PTS	PLAYER	OPPONENT	MINUTES	DATE
34	Ben Gordon	vs. Charlotte	35	9-Nov-12
32	Will Barton	at Denver	36	20-Dec-15
29	Troy Daniels	vs. Memphis (2OT)	44	5-Dec-16
	Eric Gordon	at Houston	28	16-Dec-16
27	Isaiah Thomas	vs. Boston	29	6-Mar-15
	Joe Johnson	vs. Utah	24	8-Feb-17
	Lou Williams	vs. Houston	25	23-Feb-17

New Orleans Top Scoring Months

PLAYER	MONTH/YEAR	GAMES (MIN. 10)	POINT	AVERAGE
Anthony Davis	November 2016	15	465	31.0
Anthony Davis	March 2017	16	428	26.8
Chris Paul	March 2009	16	387	24.2
Anthony Davis	December 2016	15	384	25.6

CONSECUTIVE GAMES RECORDS

Most Double-Figure Scoring Games

Season:	79	Jamal Mashburn, 2002-03
Career:	419	David West
Consecutive:	95	David West, 15-Dec-07 - 6-Feb-09

Most 20-point Scoring Games

Season:	59	Anthony Davis; 2016-17
Career:	203	Anthony Davis
Consecutive:	13	Anthony Davis, 5-Jan-15 - 6-Feb-15

Most 30-point Scoring Games

Season:	36	Anthony Davis, 2016-17
Career:	76	Anthony Davis
Consecutive:	4	Anthony Davis, 14-Mar-14 - 22-Mar-14 Anthony Davis, 7-Nov-16 - 12-Nov-16 Anthony Davis, 23-Nov-16 - 29-Nov-16 Anthony Davis, 24-Mar-17 - 29-Mar-17

Most Double-Figure Rebound Games

Season:	56	Tyson Chandler, 2006-07
Career:	190	P.J. Brown
Consecutive:	21	Tyson Chandler, 26-Jan-07 - 9-Mar-07

Most Double-Doubles-Points/Rebounds

Season:	49	Anthony Davis, 2016-17
Career:	183	Anthony Davis
Consecutive:	14	Tyson Chandler, 7-Feb-07 - 9-Mar-07

Most Double-Figure Assist Games

Season:	59	Chris Paul, 2007-08
Career:	227	Chris Paul
Consecutive:	12	Chris Paul, 9-Apr-08 - 12-Nov-08

Most Double-Doubles - Points/Assists

Season:	56	Chris Paul, 2007-08
Career:	205	Chris Paul
Consecutive:	12	Chris Paul, 9-Apr-08 - 12-Nov-08

Consecutive Games Played Streaks

GAMES	PLAYER	DATES
175	Jamaal Magloire	30-Oct-02 through 26-Nov-04
136	Greivis Vasquez	26-Dec-11 through 22-Mar-13
131	Emeka Okafor	20-Oct-09 through 30-Jan-11
129	Rasual Butler	28-Nov-05 through 2-Mar-07
115	Chris Paul	21-Nov-07 through 2-Feb-09

Consecutive Games Started Streaks

GAMES	PLAYER	DATES
429	David West	1-Nov-05 through 24-Mar-11
425	Chris Paul	1-Nov-05 through 13-Apr-11
254	Anthony Davis	21-Dec-13 through 7-Apr-17
181	Emeka Okafor	28-Oct-09 through 10-Feb-12
175	Jamaal Magloire	30-Oct-03 through 26-Nov-04
143	Peja Stojakovic	1-Nov-06 through 2-Mar-09

Triple-Doubles

PLAYER	OPONENT	DATE	PTS	REB	AST	BLK
Tim Frazier	at Phoenix (OT)	11-Dec-16	14	11	11	1
Tyreke Evans	at Oklahoma City	6-Feb-15	22	10	16	-
Tyreke Evans	at L.A. Clippers	18-Dec-13	11	13	10	-
Greivis Vasquez	at Atlanta	8-Feb-13	21	11	12	-
Jarrett Jack	vs. Golden State	21-Mar-12	17	10	11	-
Darren Collison	vs. Indiana	19-Feb-10	18	13	12	-
Chris Paul	at Houston	29-Dec-09	16	11	10	-
Chris Paul	at Washington	11-Mar-09	30	10	13	-
Chris Paul	vs. Philadelphia	26-Jan-09	27	10	15	-
Chris Paul	at Dallas	14-Jan-09	33	10	11	-
Chris Paul	vs. Washington	30-Dec-08	15	10	16	-
Chris Paul	at LA Clippers	24-Nov-08	14	10	17	-
Chris Paul	vs. Oklahoma City	22-Nov-08	29	10	16	-
Chris Paul	vs. Golden State	6-Apr-08	16	10	13	-
Chris Paul	vs. Chicago	1-Dec-06	25	11	18	-
Chris Paul	vs. Golden State (OT)	5-Apr-06	17	11	16	-
Chris Paul	at Toronto (2OT)	2-Apr-06	24	12	12	-
Baron Davis	vs. Sacramento (OT)	8-Jan-05	26	10	17	-
Jamal Mashburn	vs. Atlanta	16-Apr-03	15	10	11	-
Jamal Mashburn	vs. Miami	26-Feb-03	18	13	13	-

20-Point/20-Rebound Performances

Anthony Davis	at Charlotte (OT)	11-Mar-17	46 pts, 21 rbs
Anthony Davis	vs. Miami	23-Dec-16	28 pts, 22 rbs
Anthony Davis	at Detroit	21-Feb-16	59 pts, 20 rbs
Anthony Davis	vs. Boston	16-Mar-14	40 pts, 21 rbs
Tyson Chandler	at Golden State	4-Jan-08	22 pts, 22 rbs
Tyson Chandler	vs. L.A. Lakers	23-Mar-07	22 pts, 22 rbs
Jamaal Magloire	at Toronto	7-Mar-04	23 pts, 21 rbs

MISCELLANEOUS RECORDS

Year-By-Year Comparisons

Year-By-Year	02-03	03-04	04-05	05-06	06-07	07-08	08-09	09-10	10-11	11-12	12-13	13-14	14-15	15-16	16-17
Record	47-35	41-41	18-64	38-44	39-43	56-26	49-33	37-45	46-36	21-45	27-55	34-48	45-37	30-52	34-48
Home Record	29-12	25-16	11-30	24-17	24-17	30-11	28-13	24-17	28-13	11-22	16-25	22-19	28-13	21-20	21-20
Away Record	18-23	16-25	7-34	14-27	15-26	26-15	21-20	13-28	18-23	10-23	11-30	12-29	17-24	9-32	13-28
vs. Eastern Conference	32-22	30-24	8-22	13-17	16-14	22-8	19-11	11-19	19-11	7-11	12-18	19-11	16-14	10-20	14-16
vs. Western Conference	15-13	11-17	10-42	25-27	23-29	34-18	30-22	26-26	27-25	14-34	15-37	15-37	29-23	20-32	20-32
Overtime	5-4	3-3	2-6	2-1	7-0	4-0	1-2	3-3	4-2	1-2	1-3	5-0	0-3	1-3	3-5
Average Points	93.9	91.8	88.4	92.8	95.5	100.9	95.8	100.2	94.9	89.6	94.1	99.7	99.4	102.7	104.6
Average Rebounds	43.6	42.8	40.2	40.2	43.1	41.8	39.7	40.3	47.7	41.1	41.6	41.7	43.5	42.6	43.7
Average Assists	22.0	20.9	21.0	18.5	18.7	21.8	19.6	22.3	20.6	20.7	21.0	21.3	22.0	22.2	22.8
Average Steals	8.0	8.6	6.7	7.5	6.4	7.8	7.2	7.6	7.6	6.3	7.9	6.7	7.7	7.8	7.8
Average Turnovers	14.8	15.0	14.8	13.4	14.5	11.9	12.5	13.5	13.0	15.5	14.5	13.8	13.3	13.4	12.9
Average Blocks	4.8	4.2	3.8	3.8	4.2	3.9	4.1	3.6	4.4	4.8	5.4	6.4	6.2	4.2	5.5
Field Goal Percentage	.435	.420	.415	.440	.445	.466	.457	.464	.459	.448	.458	.459	.457	.448	.450
Free Throw Percentage	.768	.751	.766	.758	.740	.769	.807	.778	.765	.757	.776	.769	.751	.776	.750
Three Point Percentage	.376	.319	.315	.339	.362	.389	.364	.363	.360	.333	.363	.373	.370	.360	.350
Bench Scoring	22.5	23.5	30.7	30.3	27.8	24.4	22.7	29.5	30.2	30.4	34.9	34.7	31.9	37.4	37.1
Games decided by 3 pts. or less	7-7	9-5	6-11	7-5	9-7	8-4	8-1	6-3	8-6	4-9	7-5	7-10	10-4	5-5	6-6
Games Decided by 10+ pts.	19-12	18-17	2-30	14-28	14-21	37-15	23-17	5-24	16-17	7-19	10-24	10-21	19-12	10-23	17-22

Franchise Record When...

Year-By-Year	02-03	03-04	04-05	05-06	06-07	07-08	08-09	09-10	10-11	11-12	12-13	13-14	14-15	15-16	16-17
Equal or outboard opp.	38-18	23-15	12-26	26-14	26-25	36-12	34-12	23-10	28-14	15-21	21-31	22-25	14-15	21-13	19-7
Outbound and outshoot opp.	26-5	18-0	6-5	17-3	13-7	28-1	25-3	13-2	21-2	14-6	14-4	19-4	27-2	13-2	15-0
Bench outscores opp. bench	20-16	15-16	12-34	25-24	20-18	29-6	20-8	13-23	30-17	8-21	20-28	16-29	24-15	23-26	22-18
Lead at halftime	31-9	26-12	10-8	27-12	26-8	42-7	34-9	20-9	30-14	13-18	15-23	22-18	32-11	19-16	23-13
Tied at halftime	1-0	1-0	2-3	5-1	4-5	2-0	4-0	3-0	4-2	2-1	2-4	2-4	2-4	1-1	1-1
Trail at halftime	15-26	14-29	6-53	6-31	9-30	12-19	11-24	14-36	12-20	6-26	12-38	10-26	11-22	10-35	10-34
Lead or tied after third	40-7	33-7	16-9	27-8	30-12	48-4	41-5	24-6	40-11	17-12	15-17	26-12	39-8	24-7	26-5
Trail after tied third	7-28	8-34	2-55	11-36	9-31	8-22	8-28	13-39	6-25	4-33	12-38	8-36	6-29	5-45	8-43
Shoot 50 percent or better	10-0	6-0	2-1	7-2	7-4	20-1	13-4	15-7	15-3	8-8	10-6	15-5	20-1	11-2	10-2
Shoot below 50 percent	37-35	35-41	16-63	31-42	32-39	36-25	36-29	22-38	31-33	17-37	17-48	19-43	25-36	19-50	23-45
Shoot equal or better than opp.	33-7	29-3	13-15	27-5	26-10	40-4	34-6	25-8	35-6	21-13	20-10	29-9	37-9	20-11	28-6
Outshot by opponent	14-28	12-38	5-49	11-39	13-33	16-22	15-27	12-37	11-30	0-32	7-44	5-39	7-28	9-41	6-42
Opp. shoots 50 percent or better	2-8	2-16	0-21	2-14	1-4	12-9	8-9	8-26	5-19	0-12	1-23	4-19	3-16	4-16	1-14
Opp. shoots below 50 percent	45-27	39-25	18-43	36-30	35-29	44-17	41-24	29-19	41-17	21-33	27-31	30-29	42-21	26-36	33-34
Score 100 or more points	23-3	14-5	4-5	19-7	21-11	42-3	28-5	23-16	18-5	4-5	12-12	27-13	34-10	29-16	31-24
Score less than 100 points	24-32	27-36	14-59	19-37	18-32	14-23	21-28	14-29	28-31	17-40	15-43	7-35	11-18	1-36	3-23
Opp. scores 100 or more points	4-10	2-14	4-23	6-23	9-25	14-14	7-18	13-37	7-22	0-16	2-35	15-36	15-22	18-42	16-37
Opp. scores under 100 points	43-25	39-27	14-59	32-21	30-18	42-12	42-15	14-29	39-14	21-29	25-20	19-12	30-15	12-10	16-11
Grab 50 or more rebounds	11-6	11-3	2-1	3-2	10-1	7-1	3-1	5-3	4-1	4-3	1-3	7-3	8-4	5-7	11-3
Grab 40 or more rebounds	37-23	32-24	14-30	29-16	32-25	36-16	27-14	26-17	29-15	14-20	22-31	22-28	31-24	23-30	30-32
Grab less than 40 rebounds	10-12	9-17	4-34	9-28	7-18	20-10	22-19	11-28	17-12	7-25	5-23	12-20	11-9	6-19	3-16
Shoot more free throws than opp.	25-12	24-16	11-16	27-18	26-19	34-12	8-5	23-10	23-13	9-17	16-22	14-16	26-20	14-20	22-20
Shoot equal or fewer free throws	22-23	17-25	7-48	11-26	13-24	22-14	41-28	14-35	19-23	12-28	11-33	20-32	19-17	16-32	12-28
Commit more turnovers than opp.	22-23	18-24	8-34	14-22	19-24	13-17	13-17	16-16	12-15	9-31	11-33	7-23	25-26	11-26	7-22
Commit equal or fewer turnovers	25-12	23-17	10-30	24-22	20-19	43-9	36-16	21-29	34-21	12-14	16-22	27-25	20-11	19-26	27-26

Franchise Record by Month

	OCT.	NOV.	DEC.	JAN.	FEB.	MAR.	APR.
2002-03	1-0	10-5	7-10	6-8	9-4	8-6	6-2
2003-04	2-0	9-6	9-6	6-9	6-6	5-11	4-3
2004-05	-	1-12	1-14	6-10	3-9	5-9	2-10
2005-06	-	7-7	5-10	10-5	9-4	3-11	4-7
2006-07	-	8-7	4-11	7-8	9-4	5-10	6-3
2007-08	1-0	10-6	9-5	12-2	7-5	11-4	6-4
2008-09	2-0	7-6	10-3	9-7	7-6	11-5	3-6
2009-10	1-1	6-9	7-6	12-5	5-8	4-12	2-4
2010-11	3-0	9-5	7-9	12-4	4-8	8-6	3-4
2011-12	-	-	2-1	2-16	4-10	5-12	8-6
2012-13	0-1	4-9	3-13	8-8	5-8	6-9	1-7
2013-14	0-1	7-7	7-7	5-11	4-9	9-7	2-6
2014-15	1-0	6-8	9-8	9-6	6-5	8-7	6-3
2015-16	0-3	4-10	6-9	8-6	5-7	5-12	2-5
2016-17	0-3	7-3	7-9	5-9	4-7	10-6	1-5
Totals	11-9	95-106	93-121	114-114	87-100	103-109	56-75

Franchise Record by Day of The Week

	SUN	MON	TUE	WED	THU	FRI	SAT
2002-03	4-5	4-5	4-5	14-6	1-1	15-5	5-8
2003-04	1-3	1-8	4-8	16-3	0-4	8-7	9-8
2004-05	0-10	2-10	2-7	4-18	0-0	6-10	4-9
2005-06	3-4	5-8	2-7	12-10	0-2	7-7	9-6
2006-07	2-2	4-3	7-10	10-6	1-3	8-10	7-9
2007-08	6-2	5-6	5-1	17-7	0-0	13-7	10-3
2008-09	7-1	5-6	6-1	12-9	3-1	9-10	7-5
2009-10	3-7	7-7	2-3	12-11	1-1	7-10	5-6
2010-11	5-8	3-10	2-2	15-8	1-0	13-4	7-4
2011-12	1-4	4-10	1-2	6-11	2-5	4-6	3-7
2012-13	5-5	6-2	1-9	6-19	0-0	5-14	3-6
2013-14	4-4	6-7	2-6	7-14	0-0	11-8	4-9
2014-15	6-4	5-8	10-2	7-8	1-2	11-7	4-6
2015-16	5-2	3-8	2-8	6-11	4-5	6-8	4-10
2016-17	4-7	6-5	5-7	7-9	3-3	7-9	2-8
Totals	56-68	65-103	55-78	151-150	19-27	130-122	83-104

MISCELLANEOUS RECORDS

Franchise Record by Division/Conference

	Atlantic	Central	Southeast	East	Midwest	Pacific	NW	SW	West
2002-03	15-11	17-11	-	32-22	7-7	8-6	-	-	15-13
2003-04	16-10	14-14	-	30-24	4-10	7-7	-	-	11-17
2004-05	2-8	3-7	3-7	8-22	-	4-14	4-14	2-14	10-42
2005-06	5-5	2-8	6-4	13-17	-	8-10	10-8	7-9	25-27
2006-07	5-5	5-5	6-4	16-14	-	8-10	9-9	6-10	23-29
2007-08	8-2	7-3	7-3	22-8	-	13-5	11-7	10-6	34-18
2008-09	6-4	7-3	6-4	19-11	-	11-7	10-8	9-7	30-22
2009-10	2-8	4-6	5-5	11-19	-	11-7	8-10	7-9	26-26
2010-11	4-6	6-4	9-1	19-11	-	9-9	9-9	9-7	27-25
2011-12	3-2	2-5	2-4	7-11	-	5-12	6-11	3-11	14-34
2012-13	3-7	5-5	4-6	12-18	-	5-13	5-13	5-11	15-37
2013-14	6-4	8-2	5-5	19-11	-	4-14	7-11	4-12	15-37
2014-15	6-4	5-5	5-5	16-14	-	11-7	10-8	8-8	29-23
2015-16	4-6	4-6	2-8	10-20	-	8-10	8-10	4-12	20-32
2016-17	5-5	4-6	5-5	14-16	-	7-11	7-11	6-10	20-32
Totals	90-87	93-90	65-61	246-238	11-17	119-142	104-129	80-126	314-414

NW - Northwest

SW - Southwest

YEAR-BY-YEAR LEADERS

Games Played

2016-17	Solomon Hill	80
2015-16	Dante Cunningham	80
2014-15	Tyreke Evans	79
2013-14	Al-Farouq Aminu	80
2012-13	Robin Lopez	82
2011-12	Aminu/Belinelli/Vasquez	66
2010-11	Belinelli/Paul	80
2009-10	Emeka Okafor	82
2008-09	Rasual Butler	82
2007-08	Pargo/Paul	80
2006-07	Jannerro Pargo	82
2005-06	Rasual Butler	79
2004-05	PJ Brown	82
2003-04	Jamaal Magloire	82
2002-03	Magloire/Mashburn	82

Total Points

2016-17	Anthony Davis	2,099
2015-16	Anthony Davis	1,481
2014-15	Anthony Davis	1,656
2013-14	Anthony Davis	1,394
2012-13	Ryan Anderson	1,309
2011-12	Marco Belinelli	780
2010-11	David West	1,322
2009-10	David West	1,541
2008-09	Chris Paul	1,781
2007-08	Chris Paul	1,684
2006-07	Chris Paul	1,104
2005-06	David West	1,262
2004-05	Lee Nailon	963
2003-04	Baron Davis	1,532
2002-03	Jamal Mashburn	1,772

Scoring Average (min. 30 games played)

2016-17	Anthony Davis	28.0
2015-16	Anthony Davis	24.3
2014-15	Anthony Davis	24.4
2013-14	Anthony Davis	20.8
2012-13	Eric Gordon	17.0
2011-12	Jarrett Jack	15.6
2010-11	David West	18.9
2009-10	David West	19.0
2008-09	Chris Paul	22.8
2007-08	Chris Paul	21.1
2006-07	David West	18.3
2005-06	David West	17.1
2004-05	Lee Nailon	14.2
2003-04	Baron Davis	22.9
2002-03	Jamal Mashburn	21.6

Minutes Played

2016-17	Anthony Davis	2,708
2015-16	Anthony Davis	2,164
2014-15	Tyreke Evans	2,690
2013-14	Anthony Davis	2,358
2012-13	Greivis Vasquez	2,685
2011-12	Marco Belinelli	1,966
2010-11	Chris Paul	2,880
2009-10	David West	2,949
2008-09	Chris Paul	3,002
2007-08	Chris Paul	3,006
2006-07	Desmond Mason	2,575
2005-06	Chris Paul	2,808
2004-05	PJ Brown	2,817
2003-04	Jamaal Magloire	2,777
2002-03	Jamal Mashburn	3,321

Field Goals Made

2016-17	Anthony Davis	770
2015-16	Anthony Davis	560
2014-15	Anthony Davis	642
2013-14	Anthony Davis	522
2012-13	Ryan Anderson	472
2011-12	Marco Belinelli	286
2010-11	David West	528
2009-10	David West	619
2008-09	Chris Paul	631
2007-08	Chris Paul	630
2006-07	Desmond Mason	407
2005-06	David West	530
2004-05	Lee Nailon	415
2003-04	Baron Davis	554
2002-03	Jamal Mashburn	670

Field Goals Attempted

2016-17	Anthony Davis	1,526
2015-16	Anthony Davis	1,136
2014-15	Anthony Davis	1,199
2013-14	Anthony Davis	1,005
2012-13	Ryan Anderson	1,115
2011-12	Marco Belinelli	686
2010-11	David West	1,040
2009-10	David West	1,226
2008-09	David West	1,292
2007-08	David West	1,305
2006-07	Desmond Mason	900
2005-06	David West	1,036
2004-05	Lee Nailon	869
2003-04	Baron Davis	1,402
2002-03	Jamal Mashburn	1,586

MISCELLANEOUS RECORDS

YEAR-BY-YEAR NBA STATISTICAL RANKINGS

YEAR	PTS	DEF	FG%	FT%	REB	AST	STL	TO	BS
2002-03	19	5	23	11	8	11	13	T16	18
2003-04	17	11	27	17	9	14	9	17	24
2004-05	30	10	30	13	25	17	25	21	27
2005-06	25	12	26	10	22	26	7	4	24
2006-07	25	10	26	21	6	27	29	8	21
2007-08	9	5	8	11	16	13	8	3	28
2008-09	26	5	16	4	26	28	16	27	26
2009-10	17	21	13	7	25	8	9	9	30
2010-11	27	5	18	15	T24	T21	9	3	20
2011-12	29	8	13	15	24	16	21	27	21
2012-13	25	14	15	8	17	23	30	12	11
2013-14	18	T16	12	11	22	19	12	6	1
2014-15	16	19	10	17	16	11	25	6	1
2015-16	13	26	19	13	22	17	16	8	23
2016-17	T18	9	20	22	13	12	16	5	5

2002-2004 (29 teams in NBA), 2004-present (30 teams)

FIELD GOAL PERCENTAGE (MINIMUM 250 FGA)

2016-17	Anthony Davis	(770-1,526)	.505
2015-16	Alonzo Gee	(132-255)	.518
2014-15	Alexis Ajinca	(181-329)	.550
2013-14	Anthony Davis	(522-1005)	.519
2012-13	Robin Lopez	(384-719)	.534
2011-12	Gustavo Ayon	(140-261)	.536
2010-11	Emeka Okafor	(300-524)	.573
2009-10	Emeka Okafor	(348-656)	.530
2008-09	Tyson Chandler	(160-283)	.565
2007-08	Tyson Chandler	(377-605)	.623
2006-07	Tyson Chandler	(292-468)	.624
2005-06	David West	(530-1036)	.512
2004-05	Chris Andersen	(191-358)	.534
2003-04	Robert Traylor	(145-287)	.505
2002-03	PJ Brown	(319-601)	.531

FREE THROWS MADE

2016-17	Anthony Davis	519
2015-16	Anthony Davis	326
2014-15	Anthony Davis	371
2013-14	Anthony Davis	348
2012-13	Eric Gordon	187
2011-12	Carl Landry	147
2010-11	Chris Paul	337
2009-10	David West	296
2008-09	Chris Paul	455
2007-08	Chris Paul	332
2006-07	Chris Paul	292
2005-06	Chris Paul	394
2004-05	PJ Brown	210
2003-04	Jamaal Magloire	353
2002-03	Jamal Mashburn	313

FREE THROWS ATTEMPTED

2016-17	Anthony Davis	647
2015-16	Anthony Davis	430
2014-15	Anthony Davis	461
2013-14	Anthony Davis	440
2012-13	Anthony Davis	225
2011-12	Carl Landry	184
2010-11	Chris Paul	384
2009-10	David West	342
2008-09	Chris Paul	524
2007-08	Chris Paul	390
2006-07	Chris Paul	357
2005-06	Chris Paul	465
2004-05	PJ Brown	243
2003-04	Jamaal Magloire	470
2002-03	Jamal Mashburn	369

MISCELLANEOUS RECORDS

CAREER LEADERS

Seasons

1. David West	8
2. Chris Paul	6
3. Eric Gordon	5
Peja Stojakovic	5
Anthony Davis	5

Games Played

1. David West	530
2. Chris Paul	425
3. ANTHONY DAVIS	335
4. PJ Brown	315
5. Rasual Butler	293

Games Started

1. David West	438
2. Chris Paul	425
3. ANTHONY DAVIS	330
4. PJ Brown	309
5. Eric Gordon	217

Minutes Played

1. David West	17,160
2. Chris Paul	15,761
3. ANTHONY DAVIS	11,531
4. PJ Brown	10,559
5. Rasual Butler	7,587

Total Points

1. David West	8,690
2. Chris Paul	7,936
3. ANTHONY DAVIS	7,497
4. Ryan Anderson	3,702
5. Eric Gordon	3,390

Average Points

<i>(min. 82 games)</i>	
1. Jamal Mashburn	21.5
2. ANTHONY DAVIS	22.4
3. Baron Davis	20.2
4. Chris Paul	18.7
5. David West	16.4

Field Goals Made

1. David West	3,476
2. ANTHONY DAVIS	2,843
3. Chris Paul	2,793
4. Ryan Anderson	1,315
5. PJ Brown	1,265

Field Goals Attempted

1. David West	7,091
2. Chris Paul	5,929
3. ANTHONY DAVIS	5,543
4. Ryan Anderson	3,127
5. Eric Gordon	2,787

Field Goal Percentage

<i>(min. 1000 FGA)</i>	
1. Tyson Chandler	.611
2. Emeka Okafor	.549
3. ANTHONY DAVIS	.513
4. David West	.490
5. Jason Smith	.481

3-Point Field Goals Made

1. Peja Stojakovic	553
2. Ryan Anderson	533
3. Eric Gordon	421
4. Rasual Butler	410
5. Chris Paul	379

3-Point Field Goals Attempted

1. Ryan Anderson	1,438
2. Peja Stojakovic	1,369
3. Rasual Butler	1,097
4. Eric Gordon	1,080
5. Chris Paul	1,055

3-Point Field Goal Percentage

<i>(min. 200 3PA)</i>	
1. Luke Babbitt	.436
2. QUINCY PONDEXTER	.416
3. Peja Stojakovic	.404
4. Marco Belinelli	.396
5. Eric Gordon	.390

Free Throws Made

1. Chris Paul	1,971
2. ANTHONY DAVIS	1,733
3. David West	1,704
4. PJ Brown	701
5. Jamaal Magloire	658

Free Throws Attempted

1. Chris Paul	2,310
2. ANTHONY DAVIS	2,203
3. David West	2,030
4. Jamaal Magloire	915
5. PJ Brown	828

Free Throw Percentage

<i>(min. 125 FTA)</i>	
1. Peja Stojakovic	.899
2. Ryan Anderson	.868
3. Jarrett Jack	.858
4. Chris Paul	.853
5. PJ Brown	.847

Offensive Rebounds

1. David West	1,110
2. PJ Brown	928
3. ANTHONY DAVIS	849
4. Tyson Chandler	805
5. Jamaal Magloire	607

Defensive Rebounds

1. David West	2,743
2. ANTHONY DAVIS	2,555
3. PJ Brown	1,747
4. Chris Paul	1,647
5. Tyson Chandler	1,420

Total Rebounds

1. David West	3,853
2. ANTHONY DAVIS	3,404
3. PJ Brown	2,675
4. Tyson Chandler	2,225
5. Chris Paul	1,951

Average Rebounds

<i>(min. 82 games)</i>	
1. Tyson Chandler	11.3
2. ANTHONY DAVIS	10.2
3. Jamaal Magloire	9.5
4. Emeka Okafor	9.1
5. PJ Brown	8.5

Assists

1. Chris Paul	4,228
2. JRUE HOLIDAY	1,421
3. Tyreke Evans	1,139
4. Greivis Vasquez	1,063
5. David West	1,042

Average Assists

<i>(min. 82 games)</i>	
1. Chris Paul	9.9
2. Greivis Vasquez	7.4
3. Baron Davis	7.0
4. JRUE HOLIDAY	6.9
5. Tyreke Evans	5.6

Steals

1. Chris Paul	1,010
2. David West	396
3. ANTHONY DAVIS	436
4. JRUE HOLIDAY	307
5. Baron Davis	280

Turnovers

1. Chris Paul	1,065
2. ANTHONY DAVIS	595
3. David West	931
4. JRUE HOLIDAY	557
5. Tyreke Evans	533

Blocked Shots

1. ANTHONY DAVIS	793
2. David West	435
3. Emeka Okafor	280
4. Tyson Chandler	269
5. PJ Brown	253

MISCELLANEOUS RECORDS

FRANCHISE BESTS

Single Game

Most Points Scored By New Orleans In A Loss	131	vs. DEN (134)	4-Apr-17
Fewest Points Scored By New Orleans In A Victory	75	at SAC (71)	21-Nov-10
		at CHA (67)	16-Apr-12
Widest Margin In A New Orleans Victory	48	vs. MIN (139-91)	14-Nov-14
Widest Margin In A New Orleans Loss	45	at OKC (119-74)	27-Feb-13
Most Free Throws Missed	16	vs. MIA (16-32)	21-Nov-06
		vs. ORL (15-31)	28-Oct-14
Most Players Scoring In Double Figures	8	vs. PHI	16-Nov-13
Fewest Players Scoring In Double Figures	1	vs. PHI	7-Nov-12
		at PHI	12-Dec-10
		at OKC	27-Feb-13
Most Players Scoring 20 Or More Points	4	Done nine times	

Season

Longest Winning Streak	10		9-Jan-11 thru 26-Jan-11
Longest Home Winning Streak	11		30-Oct-02 thru 6-Dec-02
Longest Road Winning Steak	8		19-Dec-07 thru 26-Jan-08
Longest Losing Streak	11		21-Nov-04 thru 14-Dec-04
Longest Home Losing Streak	9		3-Nov-04 thru 8-Dec-04
Longest Road Losing Streak	15		23-Nov-04 thru 7-Jan-05
Most Consecutive 100-point games	9		24-Mar-17 thru 8-Apr-17
Most 30+ Point Games	36	Anthony Davis	2016-17
Most 20+ Point Games	59	Anthony Davis	2016-17
Most 10+ Point Games	79	Jamal Mashburn	2002-03
Most 10+ Point And 10+ Rebound Games	49	Anthony Davis	2016-17
Most Consecutive 20+ Point Games	13	Anthony Davis	14-Mar-14 thru 22-Mar-14
Most Consecutive 10+ Point Games	53	David West	15-Dec-07 thru 16-Apr-08
Most Times Led Or Shared Scoring Lead	61	Anthony Davis	2016-17

Career

Most Consecutive Games Played	175	Jamaal Magloire	30-Oct-02 thru 26-Nov-04
Most Consecutive Games Started	429	David West	1-Nov-05 thru 24-Mar-11
Most Consecutive 10+ Point Games	95	David West	15-Dec-07 thru 6-Feb-09

PLAYOFF RECORDS

2003 NBA Playoffs • First Round (2-4)

No.	Date	H/A	W/L	Opp	NOH/Opp	NOH Hi Scorer	NOH Hi Reb	Opp Hi Scorer	Opp Hi Reb	Attend
1	4/20	A	L	PHI	90-98	Mashburn 28	Brown 8	Iverson 55	Van Horn 10	19,711
2	4/23	A	L	PHI	85-90	Wesley 24	Magloire 7	Iverson 29	K. Thomas 16	20,229
3	4/26	H	W	PHI	99-85	Davis 28	Brown 12	Iverson 28	Van Horn 9	17,320
4	4/28	H	L	PHI	87-96	Davis 34	Brown 9	Iverson 22	K. Thomas 8	16,243
5	4/30	A	W	PHI	93-91	Mashburn 21	Magloire 12	Iverson 30	Thomas 14	19,403
6	5/2	H	L	PHI	103-107	Mashburn 36	Three with 8	Iverson 45	Van Horn 18	18,570

2004 NBA Playoffs • First Round (3-4)

No.	Date	H/A	W/L	Opp	NOH/Opp	NOH Hi Scorer	NOH Hi Reb	Opp Hi Scorer	Opp Hi Reb	Attend
1	4/18	A	L	MIA	79-81	Davis 17	Brown, Mag 11	Wade 21	Odom 11	20,102
2	4/21	A	L	MIA	63-93	Davis 13	Magloire 10	E. Jones 19	Grant 11	20,189
3	4/24	H	W	MIA	77-71	Davis 21	Brown, Lynch 11	C. Butler 24	C. Butler 15	14,251
4	4/27	H	W	MIA	96-85	Davis 23	Brown, West 7	Odom 25	Grant 9	16,009
5	4/30	A	L	MIA	83-87	Davis 33	Brown 13	E. Jones 25	C. Butler 11	20,147
6	5/2	H	W	MIA	89-83	Brown, Lyn 16	Brown, Mag 9	Wade 27	Odom 11	17,297
7	5/4	A	L	MIA	77-85	Smith 25	Magloire 10	Butler 23	Three with 9	20,286

2008 NBA Playoffs • First Round (4-1)

No.	Date	H/A	W/L	Opp	NOH/Opp	NOH Hi Scorer	NOH Hi Reb	Opp Hi Scorer	Opp Hi Reb	Attend
1	4/19	H	W	DAL	104-82	Paul 35	Chandler 15	Nowitzki 31	Nowitzki 10	17,446
2	4/21	H	W	DAL	127-103	Paul 32	Chandler 11	Nowitzki 27	Bass 8	17,885
3	4/24	A	L	DAL	87-97	Pargo 30	Chandler 11	Nowitzki 21	Nowitzki 19	20,839
4	4/27	A	W	DAL	97-84	West 24	West 9	Nowitzki 22	Nowitzki 13	20,644
5	4/30	H	W	DAL	99-94	West 25	Chandler 14	Nowitzki 22	Nowitzki 13	18,620

2008 NBA Playoffs • Second Round (3-4)

No.	Date	H/A	W/L	Opp	NOH/Opp	NOH Hi Scorer	NOH Hi Reb	Opp Hi Scorer	Opp Hi Reb	Attend
1	5/3	H	W	SAS	104-82	West 30	Chandler 15	Parker 23	Ginobili/Oberto 6	18,040
2	5/5	H	W	SAS	102-84	Paul 30	Chandler 11	Duncan 18		17,927
3	5/8	A	L	SAS	99-110	Paul 35	West 12	Parker/Ginobili 31	Duncan 13	18,797
4	5/11	A	L	SAS	80-100	Paul 23	Paul/Armstrong 6	Duncan 22	Duncan 15	18,797
5	5/13	H	W	SAS	101-79	West 38	West 14	Ginobili 20	Duncan 23	18,246
6	5/15	A	L	SAS	80-99	Paul 21	Five with 6	Ginobili 25	Duncan 15	18,797
7	5/19	H	L	SAS	82-91	West 20	Chandler 15	Ginobili 26	Duncan 14	18,235

2009 NBA Playoffs • First Round (1-4)

No.	Date	H/A	W/L	Opp	NOH/Opp	NOH Hi Scorer	NOH Hi Reb	Opp Hi Scorer	Opp Hi Reb	Attend
1	4/19	A	L	DEN	84-113	0-1	Paul 21	West 6	Billups 36	19,536
2	4/22	A	L	DEN	93-108	0-2	West 21	Chandler 11	Billups 31	19,623
3	4/25	H	W	DEN	95-93	1-2	Paul 32	West 9	Anthony 25	17,489
4	4/27	H	L	DEN	63-121	1-3	West 14	Posey 9	Anthony 26	17,236
5	4/29	A	L	DEN	86-107	1-4	West 24	West 9	Anthony 34	19,623

2011 NBA Playoffs • First Round (2-4)

No.	Date	H/A	W/L	Opp	NOH/Opp	NOH Hi Scorer	NOH Hi Reb	Opp Hi Scorer	Opp Hi Reb	Attend
1	4/17	A	W	LAL	109-100	1-0	Paul 33	Ariza/Paul 7	Bryant 34	18,997
2	4/20	A	L	LAL	78-87	1-1	Ariza 22	Gray 8	Bynum 17	18,997
3	4/22	H	L	LAL	86-100	1-2	Landry 23	Ariza 12	Bryant 30	18,340
4	4/24	H	W	LAL	93-88	2-2	Paul 27	Paul 13	Bryant 17	18,083
5	4/26	A	L	LAL	90-106	2-3	Ariza 22	Gray 6	Bryant 19	18,997
6	4/28	H	L	LAL	80-98	2-4	Landry 19	Paul 8	Bryant 24	17,949

2015 NBA Playoffs • First Round (0-4)

No.	Date	H/A	W/L	Opp	NOH/Opp	NOH Hi Scorer	NOH Hi Reb	Opp Hi Scorer	Opp Hi Reb	Attend
1	4/18	A	L	GSW	99-106	0-1	Davis 35	Asik/Pondexter 9	Curry 34	19,596
2	4/20	A	L	GSW	87-97	0-2	Davis 26	Asik 13	Thompson 26	19,596
3	4/23	H	L	GSW	119-123*	0-3	Davis 29	Davis 15	Curry 40	18,444
4	4/25	H	L	GSW	98-109	0-4	Davis 36	Davis 11	Curry 39	18,443

* overtime ** double overtime

PLAYOFF RECORDS

2015 First Round vs. Golden State Warriors

Player	G	GS	MIN	FG	FGA	PCT	3PM	3PA	PCT	FT	FTA	PCT	OFF	DEF	TOT	AST	PF	DQ	STL	TO	BLK	PTS	AVG
Davis	4	4	172	47	87	.540	0	2	.000	32	36	.889	9	35	44	8	12	-	5	13	12	126	31.5
Gordon	4	4	143	28	64	.444	13	32	.406	5	6	.833	2	7	9	15	11	-	2	10	2	74	18.5
Anderson	4	0	95	16	36	.444	5	12	.417	6	6	1.000	7	10	17	9	12	-	---	4	2	43	10.8
Evans	4	4	125	14	43	.326	2	11	.182	10	17	.588	3	17	20	20	10	-	5	6	1	40	10.0
Cole	4	0	106	15	36	.417	3	14	.214	2	3	.667	1	6	7	7	15	-	---	8	1	35	8.8
Pondexter	4	4	124	10	28	.357	3	10	.300	6	7	.857	3	17	20	12	13	-	7	1	---	29	7.3
Holiday	3	0	55	7	19	.368	1	4	.250	4	4	1.000	2	1	3	13	3	-	2	5	1	19	6.3
Cunningham	4	0	75	9	11	.818	---	---	---	3	3	1.000	4	14	18	2	7	-	3	---	4	21	5.3
Ajina	3	0	10	4	4	1.000	---	---	---	---	---	---	---	1	1	1	2	-	1	---	---	8	2.7
Asik	4	4	79	2	10	.200	---	---	---	---	7	.571	12	17	29	6	10	-	5	5	---	8	2.0
NOH	4	-	985	152	338	.450	27	85	.318	72	89	.809	44	125	169	93	95	0	30	52	23	403	100.8
GSW	4	-	985	157	350	.449	47	124	.379	74	106	.698	56	130	186	103	79	1	29	48	25	435	108.8

2011 First Round vs. Los Angeles Lakers

Player	G	GS	MIN	FG	FGA	PCT	3PM	3PA	PCT	FT	FTA	PCT	OFF	DEF	TOT	AST	PF	DQ	STL	TO	BLK	PTS	AVG
Paul	6	6	250	42	77	.545	9	19	.474	39	49	.796	3	37	40	69	11	0	11	22	0	132	22.0
Landry	6	6	213	31	68	.456	0	0	---	33	36	.917	11	19	30	6	25	1	4	12	3	95	15.8
Ariza	6	6	241	35	85	.412	7	21	.333	16	22	.727	7	32	39	20	16	0	8	17	3	93	15.5
Belinelli	6	6	173	23	63	.365	8	26	.308	4	4	1.000	0	5	5	4	12	0	5	4	0	58	9.7
Okafor	6	6	188	20	31	.645	0	0	---	4	11	.364	17	16	33	0	28	1	6	12	6	44	7.3
Jack	6	0	111	12	34	.353	0	5	.000	11	16	.688	1	14	15	13	4	0	1	8	1	35	5.8
Green	6	0	84	14	36	.389	2	9	.222	4	7	.571	1	4	5	4	14	0	2	3	0	34	5.7
Gray	6	0	87	9	13	.692	0	0	---	3	8	.375	3	18	21	2	13	0	2	5	2	21	3.5
Smith	6	0	58	7	15	.467	0	0	---	0	0	---	1	6	7	1	11	0	2	0	0	14	2.3
Ewing Jr.	2	0	2	1	1	1.000	1	1	1.000	0	0	0.00	0	0	0	0	0	0	0	0	0	3	1.5
Mbenga	5	0	26	2	2	1.000	0	0	---	1	2	.500	2	3	5	1	7	0	2	1	3	5	1.0
Pondexter	3	0	9	1	6	.167	0	3	.000	0	0	---	0	1	1	1	1	0	0	0	0	2	0.7
NOH	6	-	1440	197	431	.457	27	84	.321	115	155	.742	46	155	254	121	142	2	43	77	18	536	89.3
LAL	6	-	1440	207	447	.463	33	90	.367	132	165	.800	74	171	293	115	127	1	35	77	35	597	96.5

2009 First Round vs. Denver Nuggets

Player	G	GS	MIN	FG	FGA	PCT	3PM	3PA	PCT	FT	FTA	PCT	OFF	DEF	TOT	AST	PF	DQ	STL	TO	BLK	PTS	AVG
West	5	5	178	32	80	.400	0	0	---	26	29	.897	5	32	37	6	19	1	5	14	2	90	18.0
Paul	5	5	201	30	73	.411	5	16	.313	18	21	.857	4	18	22	52	8	0	8	24	0	83	16.6
Posey	5	0	123	15	40	.375	5	19	.263	22	26	.846	5	26	31	3	12	0	3	10	0	57	11.4
Stojakovic	5	5	162	18	49	.367	8	26	.308	12	13	.923	4	10	14	2	17	0	4	6	1	56	11.2
Butler	5	5	158	17	37	.459	10	19	.526	9	9	1.000	3	12	15	1	14	0	1	6	4	53	10.6
Armstrong	4	1	53	6	13	.462	0	0	---	3	10	.300	3	5	8	1	15	1	4	6	1	15	3.8
Chandler	4	4	94	6	12	.500	0	0	---	3	6	.500	8	13	21	2	17	1	2	8	1	15	3.8
Marks	5	0	80	6	13	.462	0	1	.000	4	5	.800	10	10	20	0	9	0	3	2	2	16	3.2
Peterson	2	0	21	1	5	.200	1	3	.333	3	4	.750	1	2	3	1	3	0	1	0	0	6	3.0
Daniels	5	0	64	2	13	.154	1	4	.250	9	11	.818	1	2	3	9	1	0	2	5	1	14	2.8
Brown	3	0	33	3	8	.375	0	4	.000	2	2	1.000	2	3	5	0	2	0	0	3	0	8	2.7
Wright	4	0	32	3	7	.429	0	0	---	2	4	.500	0	6	6	2	6	0	0	1	1	8	2.0
Bowen	1	0	2	0	1	.000	0	0	---	0	0	---	0	0	0	0	1	0	0	0	0	0	0.0
NOH	5	-	1200	139	351	.396	30	92	.326	113	140	.807	46	139	185	79	124	3	33	92	13	421	84.2
DEN	5	-	1200	191	383	.499	49	101	.485	111	146	.760	50	159	209	125	124	2	47	63	26	542	108.4

2008 First Round vs. Dallas Mavericks

Player	G	GS	MIN	FG	FGA	PCT	3PM	3PA	PCT	FT	FTA	PCT	OFF	DEF	TOT	AST	PF	DQ	STL	TO	BLK	PTS	AVG
Paul	5	5	202	45	90	.500	3	11	.273	30	37	.811	4	24	28	60	17	0	10	6	2	123	24.6
West	5	5	203	45	93	.484	1	1	1.000	22	23	.957	10	27	37	17	16	0	3	3	8	113	22.6
Stojakovic	5	5	184	25	60	.417	17	28	.607	12	13	.923	1	27	28	4	10	0	2	4	1	79	15.8
Pargo	5	0	133	28	55	.509	9	20	.450	8	15	.533	0	12	12	12	8	0	5	9	0	73	14.6
Chandler	5	5	175	17	33	.515	0	0	---	2	2	1.000	23	33	56	1	19	0	1	6	7	36	7.2
Peterson	5	5	95	15	26	.577	4	11	.364	2	2	1.000	2	8	10	1	11	0	0	0	2	36	7.2
Wright	5	0	57	9	17	.529	0	3	.000	3	4	.750	2	4	6	2	6	0	5	2	1	21	4.2
Wells	5	0	83	10	24	.417	0	0	---	0	4	.000	2	10	12	6	12	0	3	3	2	20	4.0
Armstrong	5	0	55	4	8	.500	0	0	---	3	6	.500	6	6	12	0	12	0	0	4	5	11	2.2
Bowen	3	0	12	0	2	.000	0	0	---	2	2	1.000	0	4	4	1	1	0	1	0	0	2	0.7
NOH	5	-	1200	198	408	.485	34	74	.459	84	108	.778	50	155	205	104	112	0	30	42	28	514	102.8
DAL	5	-	1200	158	394	.401	36	104	.346	118	150	.787	72	154	226	97	103	0	20	58	20	470	94.0

PLAYOFF RECORDS

2008 Second Round vs. San Antonio Spurs

Player	G	GS	MIN	FG	FGA	PCT	3PM	3PA	PCT	FT	FTA	PCT	OFF	DEF	TOT	AST	PF	DQ	STL	TO	BLK	PTS	AVG
Paul	7	7	284	66	131	.504	2	10	.200	32	42	.762	12	19	31	75	26	1	18	16	0	166	23.7
West	7	7	282	57	126	.452	0	1	.000	27	32	.844	11	54	65	17	16	0	10	18	15	141	20.1
Stojakovic	7	7	271	33	73	.452	11	23	.478	13	14	.929	5	32	37	2	9	0	4	4	0	90	12.9
Chandler	7	7	236	26	35	.743	0	0	---	8	14	.571	22	45	67	4	24	0	4	4	13	60	8.6
Peterson	7	7	182	18	42	.429	12	23	.522	2	4	.500	1	20	21	6	18	0	6	5	1	50	7.1
Pargo	7	0	132	17	61	.279	6	23	.261	9	10	.900	5	13	18	15	14	0	7	2	2	49	7.0
Wright	6	0	74	11	27	.407	2	6	.333	2	2	1.000	4	8	12	3	2	0	5	3	0	26	4.3
Wells	7	0	87	12	33	.364	0	2	.000	0	2	.000	2	17	19	2	14	0	1	3	1	24	3.4
Armstrong	3	0	17	4	5	.800	0	0	---	2	4	.500	3	5	8	0	0	0	0	0	1	10	3.3
James	4	0	28	4	12	.333	2	5	.400	2	2	1.000	0	1	1	1	0	0	2	1	0	12	3.0
Ely	7	0	59	4	15	.267	0	0	---	7	10	.700	5	6	11	1	13	0	0	4	0	15	2.1
Bowen	6	0	28	1	4	.250	0	1	.000	0	0	---	3	7	10	1	0	0	0	1	0	2	0.3
NOH	7	-	1680	253	564	.449	35	94	.372	104	135	.770	73	227	300	127	136	1	57	64	33	645	92.1
SAS	7	-	1680	237	535	.443	71	181	.392	100	138	.725	68	231	299	165	145	0	30	90	28	645	92.1

2008 Both Rounds Combined

Player	G	GS	MIN	FG	FGA	PCT	3PM	3PA	PCT	FT	FTA	PCT	OFF	DEF	TOT	AST	PF	DQ	STL	TO	BLK	PTS	AVG
Paul	12	12	486	111	221	.502	5	21	.238	62	79	.785	16	43	59	135	43	1	28	22	2	289	24.1
West	12	12	485	102	219	.466	1	2	.500	49	55	.891	21	81	102	34	32	0	13	21	23	254	21.2
Stojakovic	12	12	455	58	133	.436	28	51	.549	25	27	.926	6	59	65	6	19	0	6	8	1	169	14.1
Pargo	12	0	265	45	116	.388	15	43	.349	17	24	.708	5	25	30	27	22	0	12	11	2	122	10.2
Chandler	12	12	412	43	68	.632	0	0	---	10	16	.625	45	78	123	5	43	0	5	10	20	96	8.0
Peterson	12	12	277	33	68	.485	16	34	.471	4	6	.667	3	28	31	7	29	0	6	5	3	86	7.2
Wright	11	0	131	20	44	.455	2	9	.222	5	6	.833	6	12	18	5	8	0	10	5	1	47	4.3
Wells	12	0	170	22	57	.386	0	2	.000	0	6	.000	4	27	31	8	26	0	4	6	3	44	3.7
James	4	0	28	4	12	.333	2	5	.400	2	2	1.000	0	1	1	1	0	0	2	1	0	12	3.0
Armstrong	8	0	72	8	13	.615	0	0	---	5	10	.500	9	11	20	0	12	0	0	4	6	21	2.6
Ely	7	0	59	4	15	.267	0	0	---	7	10	.700	5	6	11	1	13	0	0	4	0	15	2.1
Bowen	6	0	39	1	6	.167	0	1	.000	2	2	1.000	3	11	14	2	1	0	1	1	0	4	0.4
NOH	12	-	2880	451	972	.464	69	168	.411	188	243	.774	123	382	505	231	248	1	87	106	61	1159	96.6
OPPONENTS	12	-	2880	395	929	.425	107	285	.375	218	288	.757	140	385	525	262	248	0	50	148	48	1115	92.9

2004 First Round vs. Miami Heat

Player	G	GS	MIN	FG	FGA	PCT	3PM	3PA	PCT	FT	FTA	PCT	OFF	DEF	TOT	AST	PF	DQ	STL	TO	BLK	PTS	AVG
Davis	7	7	260	43	114	.377	16	49	.327	25	33	.758	6	23	29	49	21	0	11	19	5	127	18.1
Lynch	7	7	147	25	57	.439	3	12	.250	5	8	.625	13	24	37	12	15	0	3	7	3	58	8.3
Augmon	7	0	168	18	48	.375	0	1	.000	16	18	.889	4	15	19	7	13	0	6	13	1	52	7.4
Smith	5	0	46	12	26	.462	6	11	.545	2	3	.667	2	6	8	1	5	0	0	3	0	32	6.4
West	7	0	111	15	28	.536	0	0	---	11	13	.846	8	22	30	8	10	0	2	7	4	41	5.9
Armstrong	7	0	150	8	34	.235	5	25	.200	3	3	1.000	6	9	15	16	10	0	6	13	0	24	3.4
Traylor	4	0	40	4	9	.444	0	0	---	2	3	.667	1	9	10	1	8	0	3	2	1	10	2.5
Williams	3	0	18	2	5	.400	0	1	.000	3	4	.750	0	0	0	4	5	0	1	4	0	7	2.3
Carter	1	0	2	0	1	.000	0	0	---	0	0	---	0	0	0	0	0	0	0	0	0	0	0.0
NOH	7	--	1680	205	534	.384	41	130	.315	113	145	.779	86	210	296	135	146	1	43	120	32	564	80.6
MIA	7	--	1680	213	527	.404	29	110	.255	131	178	.736	84	216	300	114	164	1	57	106	28	585	83.6

2003 First Round vs. Philadelphia 76ers

Player	G	GS	MIN	FG	FGA	PCT	3PM	3PA	PCT	FT	FTA	PCT	OFF	DEF	TOT	AST	PF	DQ	STL	TO	BLK	PTS	AVG
Mashburn	4	4	162	34	79	.430	6	15	.400	25	35	.714	0	14	14	21	4	0	4	10	1	99	24.8
Davis	5	5	194	37	83	.446	12	35	.343	16	22	.727	4	14	18	42	20	0	7	15	2	102	20.4
Wesley	6	6	185	29	72	.403	14	34	.412	7	7	1.00	1	6	7	13	23	1	5	15	1	79	13.2
Magloire	6	6	188	22	49	.449	0	0	---	25	33	.758	17	33	50	2	15	0	4	9	6	69	11.5
Brown	6	6	193	21	44	.477	0	0	---	19	25	.760	20	26	46	6	22	0	7	5	3	61	10.2
Lynch	6	3	163	18	42	.429	5	18	.278	1	4	.250	10	27	37	10	14	0	6	8	5	42	7.0
Moiso	4	0	60	10	16	.625	0	0	---	3	4	.750	8	8	16	5	9	0	0	4	7	23	5.8
Augmon	4	0	69	5	15	.333	0	0	---	7	8	.875	1	9	10	3	8	0	3	3	0	17	4.3
Pack	4	0	42	6	13	.462	0	0	---	3	3	1.00	0	1	1	4	9	0	0	1	0	15	3.8
Alexander	5	0	39	7	16	.438	1	1	1.00	3	4	.750	2	2	4	1	6	0	2	1	0	18	3.6
Traylor	6	0	94	10	22	.455	0	0	---	1	4	.250	11	19	30	4	17	0	3	6	5	21	3.5
Anderson	5	0	51	4	12	.333	0	0	---	3	3	1.00	0	2	2	9	6	0	3	4	1	11	2.2
NOH	6	--	1440	203	463	.438	38	103	.369	113	152	.743	74	161	235	120	153	1	44	88	30	557	92.8
PHI	6	--	1440	201	454	.443	26	74	.351	139	170	.818	74	161	235	118	137	1	47	86	14	567	94.5

PLAYOFF RECORDS

Franchise - Team Highs and Lows

	HIGHS			LOWS		
Total Points	127	vs. Dallas	22-Apr-08	63	Twice (vs. DEN, 27-Apr-09)	
Field Goals Made	48	vs. Dallas	22-Apr-08	17	vs. Denver	27-Apr-09
Field Goals Attempts	90	vs. Golden State	23-Apr-15	54	vs. Denver	27-Apr-09
Field Goal Percentage	.608	vs. Dallas	22-Apr-08	.244	at Miami	21-Apr-04
Three-Pt. Field Goals Made	10	3 times (at LAL, 4-Apr-11)		2	4 times (vs. LAL, 22-Apr-11)	
Three-Pt. Field Goals Attempted	24	at Miami	30-Apr-04	9	at San Antonio	15-May-08
Free Throws Made	30	at Philadelphia	20-Apr-03	9	at San Antonio	11-May-08
Free Throws Attempted	40	at Philadelphia	20-Apr-03	12	at San Antonio	11-May-08
Free Throw Percentage	1.000	at Dallas	25-Apr-08	.609	vs. Philadelphia	2-May-03
Offensive Rebs	21	vs. Philadelphia	26-Apr-03	3	at Los Angeles Lakers	26-Apr-11
Defensive Rebs	38	vs. San Antonio	13-May-08	22	at Los Angeles Lakers	26-Apr-11
Total Rebs	51	vs. Philadelphia	26-Apr-03	25	at Los Angeles Lakers	26-Apr-11
Assists	30	vs. Dallas	22-Apr-08	10	vs. Denver	27-Apr-09
Steals	11	3 times (at MIA, 21-Apr-04)		1	at Denver	22-Apr-09
Turnovers	27	vs. Denver	27-Apr-09	3	at Los Angeles Lakers	17-Apr-11
Blocked Shots	9	vs. Philadelphia	2-May-03	1	Twice (at LAL, 17-Apr-11)	
1st Quarter Points	39	vs. Dallas	22-Apr-08	13	at Golden State	18-Apr-15
2nd Quarter Points	33	at San Antonio	5-May-08	14	at Miami	4-May-04
3rd Quarter Points	36	Twice (vs. SAS, 5-May-08)		10	at Miami	21-Apr-04
4th Quarter Points	36	at Los Angeles Lakers	17-Apr-11	13	vs. Denver	27-Apr-09
1st Half Points	67	vs. Dallas	22-Apr-08	31	at Miami	4-May-04
2nd Half Points	64	vs. Dallas	19-Apr-08	24	vs. Denver	27-Apr-09
Overtime Points	11	vs. Golden State	23-Apr-15			

*If done multiple times, most recently in parenthesis

Opponents - Team Highs and Lows

	HIGHS			LOWS		
Total Points	121	vs. Denver	27-Apr-09	71	vs. Miami	24-Apr-04
Field Goals Made	43	Twice (vs. DEN, 27-Apr-09)		25	vs. Miami	24-Apr-04
Field Goals Attempted	89	at Dallas	27-Apr-08	70	3 times (vs. DAL, 22-Apr-08)	
Field Goal Percentage	.566	vs. Denver	27-Apr-09	.329	vs. Miami	24-Apr-04
Three-Pt. Field Goals Made	12	Twice (vs. SAS, 19-May-08)		2	4 times (at MIA, 4-May-04)	
Three-Pt. Field Goals Attempted	31	vs. San Antonio	3-May-08	6	at Philadelphia	23-Apr-03
Free Throws Made	33	vs. Dallas	19-Apr-08	12	4 times (at SAS, 15-May-08)	
Free Throws Attempted	39	vs. Dallas	22-Apr-08	16	at Dallas	27-Apr-08
Free Throw Percentage	.962	vs. Los Angeles Lakers	28-Apr-11	.571	vs. San Antonio	3-May-08
Offensive Rebs	17	Twice (vs. DAL, 19-Apr-08)		6	Twice (at DEN, 29-Apr-09)	
Defensive Rebs	39	at Miami	21-Apr-04	23	Twice (vs. LAL, 24-Apr-11)	
Total Rebs	52	at Dallas	25-Apr-08	32	Twice (vs. LAL, 24-Apr-11)	
Assists	29	vs. Denver	27-Apr-09	12	Twice (at DAL, 27-Apr-08)	
Steals	15	vs. Denver	27-Apr-09	1	Twice (at LAL, 17-Apr-11)	
Turnovers	21	vs. Miami	2-May-04	6	at Denver	22-Apr-09
Blocked Shots	8	Twice (at LAL, 20-Apr-11)		1	3 times (vs. PHI, 26-Apr-03)	
1st Quarter Points	36	at San Antonio	15-May-08	14	3 times (vs. MIA, 2-May-04)	
2nd Quarter Points	33	at San Antonio	8-May-08	14	at Dallas	7-Apr-08
3rd Quarter Points	32	at Denver	19-Apr-09	11	vs. San Antonio	13-May-08
4th Quarter Points	36	at Los Angeles Lakers	17-Apr-11	14	Twice (vs. MIA, 27-Apr-04)	
1st Half Points	61	vs. Denver	27-Apr-09	29	vs. Miami	24-Apr-04
2nd Half Points	60	vs. Denver	27-Apr-09	32	vs. San Antonio	13-May-08
Overtime Points						

PLAYOFF RECORDS

Franchise - Individual Highs

Total Points	38	David West	vs. San Antonio	13-May-08
Minutes	48	Chris Paul	vs. San Antonio	19-May-08
Field Goals Made	16	David West	vs. San Antonio	13-May-08
Field Goals Attempted	27	Jamal Mashburn	vs. Philadelphia	2-May-03
Three-Point Field Goals Made	5	Six times; most recently: Trevor Ariza	at Los Angeles Lakers	26-Apr-11
Three-Point Field Goals Attempted	12	Baron Davis	Twice	
Free Throws Made	12	Chris Paul	vs. Dallas	22-Apr-08
Free Throws Attempted	14	Chris Paul	vs. Dallas	22-Apr-08
Offensive Rebs	7	Three times; most recently: Tyson Chandler	vs. Dallas	29-Apr-08
Defensive Rebs	12	Anthony Davis	vs. Golden State	23-Apr-15
Total Rebs	15	Four times; most recently: Anthony Davis	vs. Golden State	23-Apr-15
Assists	17	Chris Paul	vs. Dallas	22-Apr-08
Steals	5	Chris Paul	vs. San Antonio	19-May-08
Turnovers	6	Four times; most recently: Chris Paul	vs. Denver	27-Apr-09
Blocked Shots	5	David West	vs. San Antonio	13-May-08

Opponents - Individual Highs

Total Points	55	Allen Iverson	at Philadelphia	20-Apr-03
Minutes	48	Dirk Nowitzki	vs. Dallas	29-Apr-08
Field Goals Made	21	Allen Iverson	at Philadelphia	20-Apr-03
Field Goals Attempted	32	Allen Iverson	at Philadelphia	20-Apr-03
Three-Point Field Goals Made	8	Chauncey Billups	at Denver	19-Apr-09
Three-Point Field Goals Attempted	11	Manu Ginobili	vs. San Antonio	19-May-08
Free Throws Made	13	Allen Iverson	vs. Philadelphia	2-May-03
Free Throws Attempted	18	Allen Iverson	vs. Philadelphia	2-May-03
Offensive Rebs	8	Andrew Bynum	vs. Los Angeles Lakers	28-Apr-11
Defensive Rebs	18	Twice; most recently: Tim Duncan	vs. San Antonio	13-May-08
Total Rebs	23	Tim Duncan	vs. San Antonio	13-May-08
Assists	12	Eric Snow	vs. Philadelphia	20-Apr-03
Steals	5	Twice; most recently: Caron Butler	at Miami	18-Apr-04
Turnovers	7	Lamar Odom	Twice	
Blocked Shots	6	3 times; most recently: Chris Andersen	at Denver	19-Apr-09

PLAYOFF RECORDS

TOP TEAM PERFORMANCES

Franchise

Most Points

127	vs. Dallas	22-Apr-08
119	vs. Golden State	23-Apr-15
109	at Los Angeles Lakers	17-Apr-11
104	vs. Dallas	19-Apr-08
103	vs. Philadelphia	2-May-03

Field Goal Percentage

.608	vs. Dallas	(48-79)	22-Apr-08
.519	at Los Angeles Lakers	(41-79)	17-Apr-11
.500	vs. Miami	(35-70)	27-Apr-04
	at Dallas	(38-76)	27-Apr-08
	vs. San Antonio	(43-86)	3-May-08

Free Throw Percentage

1.000	at Dallas	(13-13)	25-Apr-08
.944	vs. Los Angeles Lakers	(17-18)	28-Apr-11
.938	at New York	(15-16)	24-Apr-97
.923	at San Antonio	(12-13)	15-May-08
.900	at Chicago	(9-10)	13-May-09

Rebounds

51	vs. Philadelphia	26-Apr-03
50	vs. San Antonio	3-May-08
	vs. San Antonio	13-May-08
48	at Miami	30-Apr-04
47	vs. Dallas	19-Apr-08
	vs. Golden State	23-Apr-15
46	at Miami	21-Apr-04

Assists

30	vs. Dallas	22-Apr-08
27	vs. Miami	27-Apr-04
26	vs. Philadelphia	2-May-03
25	vs. Los Angeles Lakers	24-Apr-11
24	vs. Golden State	23-Apr-15

Steals

11	3 times; most recently: at San Antonio	11-May-08
10	3 times; most recently: at Golden State	20-Apr-15
9	4 times; most recently: at Los Angeles Lakers	26-Apr-11
8	7 times; most recently: at Los Angeles Lakers	17-Apr-11

Opponents

Most Points

123	vs. Golden State	23-Apr-15
121	vs. Denver	27-Apr-09
113	at Denver	19-Apr-09
110	at San Antonio	5-May-08
108	at Denver	22-Apr-09

Field Goal Percentage

.566	vs. Denver	(43-76)	27-Apr-09
.514	at Denver	(37-72)	29-Apr-09
.513	at San Antonio	(39-76)	11-May-08
.507	at Denver	(38-75)	19-Apr-09
.500	at Denver	(43-86)	22-Apr-09

Free Throw Percentage

.962	vs Los Angeles Lakers	(25-26)	28-Apr-11
.905	vs. San Antonio	(19-21)	19-May-08
.900	at Miami	(27-30)	21-Apr-04
.893	at Philadelphia	(25-28)	30-Apr-03
.889	vs. Miami	(16-18)	27-Apr-04

Rebounds

52	at Dallas	25-Apr-08
51	at Miami	21-Apr-04
	vs. San Antonio	19-May-08
	vs. Golden State	23-Apr-15
49	at Denver	19-Apr-09
48	vs. Miami	24-Apr-04
	vs. Dallas	19-Apr-08

Assists

29	vs. Denver	27-Apr-09
28	at San Antonio	8-May-08
	at San Antonio	15-May-08
27	at San Antonio	11-May-08
26	at Denver	22-Apr-09
	at Denver	29-Apr-09

Steals

15	vs. Denver	27-Apr-09
13	vs. Philadelphia	28-Apr-03
	at Miami	4-May-04
11	at Philadelphia	20-Apr-03
10	at Philadelphia	23-Apr-03

PLAYOFF RECORDS

TOP INDIVIDUAL PERFORMANCES

Franchise

Points

38	David West	vs. San Antonio	13-May-08
36	Jamal Mashburn	vs. Philadelphia	2-May-03
	Anthony Davis	vs. Golden State	25-Apr-15
35	Chris Paul	at San Antonio	8-May-08
	Chris Paul	at Denver	19-Apr-09
	Anthony Davis	at Golden State	18-Apr-15
34	Baron Davis	vs. Philadelphia	28-Apr-03

Rebounds

15	Tyson Chandler	vs. Dallas	19-Apr-08
	Tyson Chandler	vs. San Antonio	3-May-08
	Tyson Chandler	vs. San Antonio	19-May-08
	Anthony Davis	vs. Golden State	25-Apr-15
14	Tyson Chandler	vs. Dallas	29-Apr-08
	David West	vs. San Antonio	13-May-08
13	PJ Brown	at Miami	30-Apr-04
	Chris Paul	vs. Los Angeles Lakers	24-Apr-11
	Omer Asik	vs. Golden State	20-Apr-15

Assists

17	Chris Paul	vs. Dallas	22-Apr-08
15	Chris Paul	vs. Dallas	29-Apr-08
	Chris Paul	vs. Los Angeles Lakers	24-Apr-11
14	3 times; most recently:		
	Chris Paul	at Los Angeles Lakers	17-Apr-11
13	Twice; most recently:		
	Chris Paul	at Denver	22-Apr-09
12	4 times; most recently:		
	Chris Paul	at Los Angeles Lakers	26-April-11

Opponents

Points

55	Allen Iverson	at Philadelphia	20-Apr-03
45	Allen Iverson	vs. Philadelphia	2-May-03
40	Stephen Curry	vs. Golden State	23-Apr-15
39	Stephen Curry	vs. Golden State	25-Apr-15
36	Chauncey Billups	at Denver	19-Apr-09
34	Carmelo Anthony	at Denver	29-Apr-09
	Kobe Bryant	at Los Angeles Lakers	17-Apr-11
	Stephen Curry	at Golden State	18-Apr-15
32	Dirk Nowitzki	at Dallas	25-Apr-08

Rebounds

23	Tim Duncan	vs. San Antonio	13-May-08
19	Dirk Nowitzki	at Dallas	25-Apr-08
18	Keith Van Horn	vs. Philadelphia	2-May-03
17	Draymond Green	vs. Golden State	23-Apr-15
16	Kenny Thomas	at Philadelphia	23-Apr-03

Assists

12	Eric Snow	vs. Philadelphia	28-Apr-03
11	Chauncey Billups	vs. Denver	29-Apr-09
	Tony Parker	at San Antonio	8-May-08
10	Eric Snow	at Philadelphia	20-Apr-03
	Dwyane Wade	vs. Miami	27-Apr-04
9	Several times; most recently:		
	Stephen Curry	vs. Golden State	25-Apr-15

PLAYOFF RECORDS

PLAYOFF LEADERS

Games Played

1. David West	24
2. Chris Paul	23
3. Peja Stojakovic	17
4. Tyson Chandler	16
5. Julian Wright	15

Minutes Played

1. Chris Paul	937
2. David West	775
3. Peja Stojakovic	617
4. Tyson Chandler	505
5. Baron Davis	454

Total Points

1. Chris Paul	504
2. David West	385
3. Baron Davis	229
4. Peja Stojakovic	225
5. David Wesley	153

Average Points

(minimum four games played)

1. ANTHONY DAVIS	31.5
2. Jamal Mashburn	23.2
3. Chris Paul	21.9
4. Baron Davis	19.1
5. Eric Gordon	18.5

Field Goals Made

1. Chris Paul	183
2. David West	149
3. Baron Davis	80
4. Peja Stojakovic	76
5. David Wesley	53

Field Goals Attempted

1. Chris Paul	371
2. David West	327
3. Baron Davis	197
4. Peja Stojakovic	182
5. David Wesley	146

Field Goal Percentage

(minimum 20 FGM)

1. Emeka Okafor	.645
2. Tyson Chandler	.613
3. ANTHONY DAVIS	.540
3. Chris Paul	.493
4. Morris Peterson	.466

3-Point Field Goals Made

1. Peja Stojakovic	36
2. Baron Davis	28
3. David Wesley	25
4. Chris Paul	19
5. Morris Peterson	17

3-Point FG Attempted

1. Baron Davis	84
2. Peja Stojakovic	77
3. David Wesley	64
4. Chris Paul	56
5. Jannero Pargo	43

3-Point Percentage

(minimum 10 3FGA)

1. Steve Smith	.545
2. Rasual Butler	.526
3. Peja Stojakovic	.468
4. Morris Peterson	.459
5. Ryan Anderson	.417

Free Throws Made

1. Chris Paul	119
2. David West	86
3. Jamaal Magloire	46
4. Baron Davis	41
5. Peja Stojakovic	37

Free Throws Attempted

1. Chris Paul	149
2. David West	97
3. Jamaal Magloire	61
4. Baron Davis	55
5. Peja Stojakovic	40

Free Throw Percentage

(minimum 10 FTA)

1. Peja Stojakovic	.925
2. Carl Landry	.917
3. ANTHONY DAVIS	.889
4. David West	.887
5. Stacey Augmon	.885

Offensive Rebs

1. Tyson Chandler	53
2. PJ Brown	49
3. David West	34
4. Jamaal Magloire	33
5. George Lynch	23
Chris Paul	23

Defensive Rebs

1. David West	135
2. Chris Paul	98
3. Tyson Chandler	91
4. Jamaal Magloire	81
5. Peja Stojakovic	69

Total Rebs

1. David West	169
2. Tyson Chandler	144
3. Chris Paul	121
4. PJ Brown	114
Jamaal Magloire	114

Average Rebs

(minimum four games played)

1. ANTHONY DAVIS	11.0
2. Tyson Chandler	9.0
3. PJ Brown	8.8
Jamaal Magloire	8.8
4. OMER ASIK	7.3
5. David West	7.0

Assists

1. Chris Paul	256
2. Baron Davis	91
3. David West	48
4. David Wesley	30
5. Jannero Pargo	27

Average Assists

(minimum four games played)

1. Chris Paul	11.1
2. Baron Davis	7.6
3. Jamal Mashburn	5.3
4. TYREKE EVANS	5.0
5. Eric Gordon	3.8

Steals

1. Chris Paul	47
2. David West	20
3. Baron Davis	18
4. Jannero Pargo	12
5. PJ Brown	10
Peja Stojakovic	10
David Wesley	10
Julian Wright	10

Turnovers

1. Chris Paul	68
2. David West	42
3. Baron Davis	34
4. David Wesley	31
5. Jamaal Magloire	20

Blocked Shots

1. David West	29
2. Tyson Chandler	21
3. PJ Brown	14
4. Jamaal Magloire	13
5. ANTHONY DAVIS	12

OPPONENTS





2017-18 Pelicans vs. Hawks

Nov. 13 vs. Atlanta
Jan. 17 at Atlanta

2016-17 vs. Hawks (1-1)

Nov. 22 at Atlanta W 112-94
Jan. 5 vs. Atlanta L 99-94



2017-18 Pelicans vs. Celtics

Jan. 16 at Boston
Mar. 18 vs. Boston

2016-17 vs. Celtics (1-1)

Nov. 14 vs. Boston W 106-105
Jan. 7 at Boston L 117-108

Directory

Principal Owner & Chair of the Board of Directors/NBA Governor Tony Ressler
Vice Chair of Board of Directors Grant Hill
Alternate NBA Governor Steven Price
CEO, Atlanta Hawks Basketball Club & Phillips Arena Steve Koonin
Head of Basketball Operations/General Manager Travis Schlenk
Head Coach Mike Budenholzer (All-Time: 189-139, .576; All-Time vs New Orleans: 4-4, .500)
Assistant Coaches Darvin Ham, Taylor Jenkins, Chris Jent, Charles Lee, Patrick St. Andrew, Ben Sullivan
Executive Director of Player Performance Keke Lyles
Head Athletic Trainer Scottie Parker
Director of Rehabilitation Mike Roncarati
Senior Vice President of Public Relations Garin Narain
Senior Director of Media Relations Jon Steinberg
Senior Manager of Media Relations Jason Roose

General Information

Division Southeast
Phone (404) 878-3800
Address Centennial Tower, 101 Marietta Street, Suite 1900, Atlanta, GA 30303
Home Court Philips Arena (15,711, opened 1999)
Radio WZGC 92.9 FM The Game - Steve Holman
TV Fox Sports Southeast - Bob Rathbun, Dominique Wilkins, Andre Aldridge, Rebecca Kaple

New Orleans vs. Atlanta Franchise Series Notes

Overall Record: 18-15 (.545) Home Record: 11-6 (.647) Road Record: 7-9 (.437)
Current Streak: Lost 1 Home: Lost 2 Road: Won 1
New Orleans Biggest Win 41 (100-59 at Atlanta on Jan. 21, 2011)
New Orleans Biggest Loss 23 (98-121 at Atlanta on Nov. 11, 2009)
New Orleans Last Win At Home 115-100 on Feb. 2, 2015
New Orleans Last Loss At Home 99-94 on Jan. 5, 2017
New Orleans Last Win On The Road 112-94 on Nov. 22, 2016
New Orleans Last Loss On The Road 106-98 on Nov. 11, 2015

Directory

Managing Partner, Governor & Chief Executive Officer Wyc Grousbeck
President Rich Gotham
President of Basketball Operations Danny Ainge
Head Coach Brad Stevens (All-Time: 166-162, .506; All-Time vs New Orleans: 5-3, .625)
Assistant Coaches Jay Larranaga, Walter McCarty, Micah Shrewsberry, Jamie Young, Jerome Allen, Scott Morrison
Director of Performance Art Horne
Senior VP of Communications Christian Megliola
VP, Media Services/Alumni Relations Jeff Twiss
Sr. Director of Public Relations Heather Walker
Media Services Manager Brian Olive
Assistant Communications Manager Brandon Chin

General Information

Division Atlantic
Phone (617) 854-8000
Address 226 Causeway St., 4th Floor, Boston, MA 02114
Home Court TD Garden (18,624, opened 1995)
Radio WEEI (850 AM) - Sean Grande, Cedric Maxwell
Cable TV Comcast SportsNet - Mike Gorman, Tom Heinsohn, Brian Scalabrine, Abby Chin

New Orleans vs. Boston Franchise Series Notes

Overall Record: 16-17 (.484) Home Record: 10-7 (.588) Road Record: 6-10 (.375)
Current Streak: Lost 1 Home: Won 1 Road: Lost 3
New Orleans Biggest Win 19 (97-78 at New Orleans on Dec. 28, 2011)
New Orleans Biggest Loss 28 (65-93 at Boston on Mar. 12, 2003)
New Orleans Last Win At Home 106-105 on Nov. 14, 2016
New Orleans Last Loss At Home 111-93 on Dec. 7, 2015
New Orleans Last Win On The Road 90-78 on Jan. 16, 2013
New Orleans Last Loss On The Road 117-108 on Jan. 7, 2017



BROOKLYN

2017-18 Pelicans vs. Nets

Dec. 27 vs. Brooklyn
Feb. 10 at Brooklyn

2016-17 vs. Nets (1-1)

Jan. 12 at Brooklyn W 104-95
Jan. 20 vs. Brooklyn L 143-113



2017-18 Pelicans vs. Hornets

Jan. 24 at Charlotte
Mar. 13 vs. Charlotte

2016-17 vs. Charlotte (2-0)

Nov. 19 vs. Charlotte W 121-116 (OT)
Mar. 11 at Charlotte W 125-122 (OT)

Directory

Principal Owner Mikhail Prokhorov
Chairman of the Board of Directors Dmitry Razumov
President, ONEXIM Sports and Ent. Holding USA, Inc. Maureen Hanlon
Chief Executive Officer Brett Yormark
General Manager Sean Marks
Assistant General Manager Trajan Langdon
Head Coach Kenny Atkinson (All-Time: 20-62, 244; All-Time vs. New Orleans: 1-1, 500)
Assistant Coaches Jacque Vaughn, Chris Fleming, Bret Brielmaler
Assistant Coach/Director of Player Development Adam Harrington
Assistant Coach/Manager of Advance Scouting Jordan Ott
Director of Player Performance Zach Weatherford
Strength & Conditioning Coach Dan Meehan
Head Athletic Trainer/Physical Therapist Lloyd Beckett
Director of Physical Therapy Aisling Toolan
Senior Director of Public Relations Aaron Harris
Senior Manager of Public Relations Eli Pearlstein
Senior Manager of Public Relations Mitch Heckart
Public Relations Coordinator Megan Walsh

General Information

Division Atlantic
Phone (201) 635-3109
Address 390 Murray Hill Parkway, East Rutherford, NJ 07073
Home Court Barclays Center (17732, opened 2012)
Radio WFAN (660 AM/101.9 FM) - Chris Carrino, Tim Capstraw
Cable TV YES Network - Ian Eagle, Ryan Ruocco, Jim Spanarkel, Sarah Kustok, Jim Spanarkel, Michael Grady

New Orleans vs. Brooklyn Franchise Series Notes

Overall Record: 17-15 (.531) Home Record: 8-7 (.533) Road Record: 9-8 (.529)
Current Streak: Lost 1 Home: Lost 1 Road: Won 3
New Orleans Biggest Win 20 (111-91 at Brooklyn on Mar. 10, 2015)
New Orleans Biggest Loss 30 (143-113 at New Orleans on Jan. 20, 2017)
New Orleans Last Win At Home 105-103 on Jan. 30, 2016
New Orleans Last Loss At Home 143-113 on Jan. 20, 2017
New Orleans Last Win On The Road 104-95 on Jan. 12, 2017
New Orleans Last Loss On The Road 81-93 on Feb. 9, 2014

Directory

Chairman Michael Jordan
Vice Chairman Curtis Polk
General Manager Rich Cho
Assistant General Manager Buzz Peterson
Head Coach Steve Clifford (All-Time: 160-168, 488; All-Time vs. New Orleans: 3-5, 375)
Associate Head Coach Stephen Silas
Assistant Coaches Pat Delany, Steve Hetzel, Mike Batiste, Eddie Jordan, Bruce Kruetzer
Head Athletic Trainer Steve Stricker
Communications Mike Cristaldi, Josh Rosen, Brian Travis

General Information

Division Southeast
Phone (704) 688-8600
Address 333 E. Trade St., Charlotte, NC 28202
Home Court Spectrum Center (19,077, opened 2005)
Radio WFNZ - Steve Martin, Matt Carroll
TV Fox Sports Southeast - Eric Collins, Dell Curry, Stephanie Ready

New Orleans vs. Charlotte Franchise Series Notes

Overall Record: 18-8 (.692) Home Record: 11-2 (.846) Road Record: 7-6 (.538)
Current Streak: Won 2 Home: Won 5 Road: Won 1
New Orleans Biggest Win 19 (105-84 at New Orleans on Nov. 2, 2013)
New Orleans Biggest Loss 9 (122-113 at Charlotte on Mar. 9, 2016)
New Orleans Last Win At Home 121-116 (OT) on Nov. 19, 2016
New Orleans Last Loss At Home 71-73 on Mar. 12, 2012
New Orleans Last Win On The Road 125-122 (OT) on Mar. 11, 2017
New Orleans Last Loss On The Road 122-113 on Mar. 9, 2016

CHICAGO BULLS



2017-18 Pelicans vs. Bulls

Nov. 4.....at Chicago
Jan. 22.....vs. Chicago

2016-17 vs. Bulls (0-2)

Jan. 14 at Chicago L 107-99
Apr. 2 vs. Chicago L 117-110



2017-18 Pelicans vs. Cavaliers

Oct. 28.....vs. Cleveland
Mar. 30.....at Cleveland

2016-17 vs. Cavaliers (1-1)

Jan. 2 at Cleveland L 90-82
Jan. 23 vs. Cleveland W 124-122

Directory

Chairman.....Jerry Reinsdorf
President and Chief Operating Officer.....Michael Reinsdorf
Executive Vice President-Basketball Operations.....John Paxson
General Manager.....Gar Forman
Assistant General Manager.....Brian Hagen
Head Coach.....Fred Holberg (All-Time: 83-81, 506; All-Time vs New Orleans: 4-0, 1,000)
Assistant Coaches.....Pete Myers, Randy Brown, Mike Wilhelm, Nate Loenser
Director of Sports Performance.....Chip Schaefer
Head Athletic Trainer.....Jeff Tanaka
Assistant Athletic Trainer.....Arnold Lee
Head Strength Coach.....Matthew Johnson
Assistant Strength Coach.....Ed Streit
Senior Director of Public and Media Relations.....Tim Hallam
Senior Manager of Public and Media Relations.....Matt Yob
Manager of Public and Media Relations.....Beth (Esler) Grady
Manager of Public and Media Relations.....Kristen Deahl

General Information

Division.....Central
Phone.....(312) 455-4000
Address.....1901 West Madison Street, Chicago, IL 60612
Home Court.....United Center (20,917, opened 1994)
Radio.....WLS (890 AM) - Chuck Swirsky, Bill Wennington, Steve Kashul
Spanish Radio.....Univision Deportes Radio (1200 AM) - Omar Ramos, Matt Moreno
TV.....WGN (Channel 9), NBC Sports Chicago - Neil Funk, Stacey King

New Orleans vs. Chicago Franchise Series Notes

Overall Record: 12-22 (.352) Home Record: 6-11 (.352) Road Record: 6-11 (.352)
Current Streak: Lost 6 Home: Lost 3 Road: Lost 3
New Orleans Biggest Win.....25 (115-90 at Chicago on Dec. 3, 2002)
New Orleans Biggest Loss.....35 (72-107 at New Orleans on Feb. 7, 2015)
New Orleans Last Win At Home.....88-79 on Feb. 1, 2014
New Orleans Last Loss At Home.....117-110 on Apr. 2, 2017
New Orleans Last Win On The Road.....131-128 (30T) on Dec. 2, 2013
New Orleans Last Loss On The Road.....107-99 on Jan. 14, 2017

Directory

Chairman.....Dan Gilbert
General Manager.....Koby Altman
Assistant General Manager.....Mike Gansey
Head Coach.....Tyronn Lue (All-Time: 78-45, 634 All-Time vs New Orleans: 2-1, 667)
Associate Head Coach.....Larry Drew
Assistant Coaches.....Jim Boylan, Mike Longabardi, James Posey, Damon Jones
Director of Player Development/Assistant Coach.....Phil Handy
Special Assistant to the Head Coach/Manager of Advanced Scouting.....Dan Vincent
Player Development Assistant.....Mike Gerrity
Head Athletic Trainer.....Stephen Spiro
Head Strength and Conditioning Coach.....Derek Millender
Director of Team Operations.....Mark Cashman
CEO.....Len Komoroski
Senior Vice President, Communications.....Tad Carper
Director of Basketball Communications.....B.J. Evans
Basketball Communications Senior Manager.....Jeff Schaefer
Basketball Communications Coordinator.....Cherome Owens
Basketball Communications Assistant.....Alyssa Dombrowski
Senior Director of Corporate Communications.....Phyllis Salem

General Information

Division.....Central
Phone.....(216) 420-2000
Address.....One Center Court, Cleveland, OH 44115-4001
Home Court.....Quicken Loans Arena (20,562, opened 1994)
Radio.....WTAM (1100 AM) - John Michael, Jim Chones, Mike Snyder
Spanish Radio.....LA MEGA (87.7 FM) - Rafael Hernández Brito
Cable TV.....FOX Sports Ohio - Fred McLeod, Austin Carr, Allie Clifton

New Orleans vs. Cleveland Franchise Series Notes

Overall Record: 17-16 (.515) Home Record: 12-4 (.750) Road Record: 5-12 (.294)
Current Streak: Lost 1 Home: Won 5 Road: Lost 2
New Orleans Biggest Win.....26 (102-76 at New Orleans on Mar. 7, 2003)
New Orleans Biggest Loss.....22 (87-109 at Cleveland on Nov. 2, 2005)
New Orleans Last Win At Home.....124-122 on Jan. 23, 2017
New Orleans Last Loss At Home.....92-105 on Mar. 24, 2010
New Orleans Last Win On The Road.....100-89 on Jan. 28, 2014
New Orleans Last Loss On The Road.....90-82 on Jan. 2, 2017



2017-18 Pelicans vs. Mavericks

Nov. 3	at Dallas
Dec. 29	vs. Dallas
Mar. 4	at Dallas
Mar. 20	vs. Dallas

2016-17 vs. Mavericks (2-2)

Nov. 27	at Dallas	L	91-81
Dec. 26	vs. Dallas	W	111-104
Feb. 25	at Dallas	L	96-83
Mar. 29	vs. Dallas	W	121-118



2017-18 Pelicans vs. Nuggets

Nov. 17	at Denver
Dec. 6	vs. Denver
Dec. 15	at Denver

2016-17 vs. Nuggets (1-3)

Oct. 26	vs. Denver	L	107-102
Mar. 26	at Denver	W	115-90
Apr. 4	vs. Denver	L	134-131
Apr. 7	at Denver	L	122-106

Directory

Owner	Mark Cuban
President of Basketball Operations/General Manager	Donn Nelson
Head Coach	Rick Carlisle (All-Time: 694-520, 572; All-Time vs New Orleans: 32-21, 604)
Assistant Coaches	Melvin Hunt, Kaleb Canales, Jamahl Mosley, Darrell Armstrong, Larry Shyatt
Assistant General Manager	Keith Grant
Player Development Coach	Brad Davis
Head Video Coordinator/Scout	Mike Shedd
Athletic Trainer	Casey Smith
Associate Head Athletic Trainer	Dionne Calhoun
Director of Athletic Performance	Jeremy Holsopple
Vice President of Basketball Communications	Sarah Melton
Director of Basketball Communications	Scott Tomlin
Basketball Communications Manager	Alan Rakowski

General Information

Division	Southwest
Phone	(214) 665-4660
Address	2500 Victory Avenue, Dallas, TX 75219
Home Court	American Airlines Center (19,200, opened 2001)
Radio	ESPN Radio (103.3 FM) - Chuck Cooperstein, Brad Davis
Spanish Radio	KFLC (Univision 1270 AM) - Victor Villalba
TV	Fox Sports Southwest - Mark Followill, Derek Harper, Jeff Wade

New Orleans vs. Dallas Franchise Series Notes

Overall Record: 16-39 (.290)	Home Record: 13-15 (.464)	Road Record: 3-24 (.111)
Current Streak: Won 1	Home: Won 2	Road: Lost 2
New Orleans Biggest Win	16 (115-99 at New Orleans on Mar. 22, 2010)
New Orleans Biggest Loss	32 (89-121 at Dallas on Apr. 13, 2011)
New Orleans Last Win At Home	121-118 on Mar. 29, 2017
New Orleans Last Loss At Home	100-91 on Jan. 6, 2016
New Orleans Last Win On The Road	105-98 on Jan. 6, 2016
New Orleans Last Loss On The Road	96-83 on Feb. 25, 2017

Directory

Owner	E. Stanley Kroenke
President & Governor	Josh Kroenke
President of Basketball Operations	Tim Connelly
General Manager	Arturas Karnisovas
Assistant General Manager	Calvin Booth
Director of Basketball Operations	Ben Tenzler
Vice President of Basketball Administration	Lisa Johnson
Head Coach	Michael Malone (All-Time: 112-158, 415; All-Time vs New Orleans: 8-5, 615)
Assistant Coaches	Wes Unseld Jr., David Adelman, Micah Nori, Jordi Fernandez, Bob Weiss, Ryan Bowen
Player Development	John Beckett, Stephen Graham, Ognjen Stojakovic
Head Athletic Trainer	Dan Shimensky
Director, Media Relations	Tim Gelt
Assistant Director, Media Relations	Nick O'Hayre
Media Relations Coordinator	Cody Wise
Media Relations Assistant	Steven Blevins

General Information

Division	Northwest
Phone	(303) 405-1100
Address	Pepsi Center, 1000 Chopper Circle, Denver, CO 80204
Home Court	Pepsi Center (19,155, opened 1999)
Radio	Altitude Radio Network - Jason Kosmicki
Cable TV	Altitude Sports & Entertainment - Chris Marlowe, Scott Hastings, Ally Sturm

New Orleans vs. Denver Franchise Series Notes

Overall Record: 22-29 (.431)	Home Record: 13-14 (.481)	Road Record: 9-15 (.391)
Current Streak: Lost 2	Home: Lost 2	Road: Lost 1
New Orleans Biggest Win	25 (115-90 at Denver on Mar. 26, 2017)
New Orleans Biggest Loss	30 (107-137 at Denver on Apr. 2, 2014)
New Orleans Last Win At Home	101-95 on Mar. 31, 2016
New Orleans Last Loss At Home	134-131 on Apr. 4, 2017
New Orleans Last Win On The Road	115-90 on Mar. 26, 2017
New Orleans Last Loss On The Road	122-106 on Apr. 7, 2017



2017-18 Pelicans vs. Pistons

Jan. 8 vs. Detroit
Feb. 12 at Detroit

2016-17 vs. Pistons (1-1)

Feb. 1 at Detroit L 118-98
Mar. 1 vs. Detroit W 109-86



2017-18 Pelicans vs. Warriors

Oct. 20 vs. Golden State
Nov. 25 at Golden State
Dec. 4 vs. Golden State
Apr. 7 at Golden State

2016-17 vs. Warriors (0-4)

Oct. 28 vs. Golden State L 122-114
Nov. 7 at Golden State L 116-106
Dec. 13 vs. Golden State L 113-109
Apr. 8 at Golden State L 123-101

Directory

Owner Tom Gores
Vice Chairman Arn Tellem
President of Basketball Operations/Head Coach Stan Van Gundy
(All-Time: 484-34, 587; All-Time vs. New Orleans: 10-13, 435)
General Manager Jeff Bower
Associate General Manager Pat Garrity
Assistant General Manager Jeff Nix
Chief of Staff Andrew Loomis
Associate Head Coach Bob Beyer
Assistant Coaches Malik Allen, Tim Hardaway, Charles Klask, Rex Walters, Aaron Gray
Director of Player Development/Assistant Coach Otis Smith
Director of Sports Medicine/Head Athletic Trainer Jon Ishop
Head Strength & Conditioning Coach Jordan Sabourin
Director of Team Operations Mike Abdenour
Vice President, Public Relations Kevin Grigg
Senior Director, Public Relations Cletus Lewis
Manager, Public Relations Michelle Fikany
Manager, Public Relations Michael Horan

General Information

Division Central
Phone (248) 377-0100
Address 6 Championship Drive, Auburn Hills, MI 48326
Home Court Little Caesars Arena (20,491, opened 2017)
Cable TV FS Detroit - George Blaha, Greg Kelsor
Radio 971 The Ticket - Broadcasters: George Blaha, Mark Champion, Rick Mahorn

New Orleans vs. Detroit Franchise Series Notes

Overall Record: 19-14 (.575) Home Record: 11-5 (.687) Road Record: 8-9 (.421)
Current Streak: Won 1 Home: Won 8 Road: Lost 1
New Orleans Biggest Win 23 (109-86 at New Orleans on Mar. 1, 2017)
New Orleans Biggest Loss 24 (68-92 at Oklahoma City on Jan. 4, 2007)
New Orleans Last Win At Home 109-86 on Mar. 1, 2017
New Orleans Last Loss At Home 76-91 on Dec. 5, 2007
New Orleans Last Win On The Road 111-106 on Feb. 21, 2016
New Orleans Last Loss On The Road 118-98 on Feb. 1, 2017

Directory

Owner & CEO Joe Lacob
Owner Peter Guber
President & COO Rick Welts
President, Basketball Operations/General Manager Bob Myers
Vice President, GSW Sports Ventures/Assistant General Manager Kirk Lacob
Director of Player Personnel/Assistant General Manager Larry Harris
Head Coach Steve Kerr (All-Time: 207-39, 841; All-Time vs New Orleans: 10-1, 909)
Assistant Coaches Ron Adams, Mike Brown, Jarron Collins
Assistant Coach/Player Development Chris DeMarco, Bruce Fraser, Willie Green
Head Athletic Trainer Drew Yoder
Vice President, Communications Raymond Ridder
Director, Public Relations Brett Winkler
Director, Basketball Communications Michael Ravina
Director, Publications & Statistical Information Darryl Arata
Assistant, Public Relations Cole Lawrence

General Information

Division Pacific
Phone (510) 986-2200
Address 1011 Broadway, Oakland, CA 94607
Home Court ORACLE Arena (19,596, opened 1997)
Radio KGMZ-FM (95.7 The Game) - Tim Royle
Cable TV NBC Sports Bay Area - Bob Fitzgerald, Jim Barnett

New Orleans vs. Golden State Franchise Series Notes

Overall Record: 19-31 (.380) Home Record: 11-13 (.458) Road Record: 8-18 (.307)
Current Streak: Lost 7 Home: Lost 3 Road: Lost 9
New Orleans Biggest Win 18 (102-84 at New Orleans on Mar. 13, 2004)
New Orleans Biggest Loss 27 (85-112 at Golden State on Dec. 4, 2014)
New Orleans Last Win At Home 103-100 on Apr. 7, 2015
New Orleans Last Loss At Home 113-109 on Dec. 13, 2016
New Orleans Last Win On The Road 102-87 on Mar. 28, 2012
New Orleans Last Loss On The Road 123-101 on Apr. 8, 2017



2017-18 Pelicans vs. Rockets

Dec. 11.....	at Houston	
Jan. 26.....	vs. Houston	
Mar. 17.....	vs. Houston	
Mar. 24.....	at Houston	

2016-17 vs. Rockets (1-3)

Dec. 16	at Houston	L	122-100
Feb. 23	vs. Houston	L	129-99
Mar. 17	vs. Houston	W	128-112
Mar. 24	at Houston	L	117-107



2017-18 Pelicans vs. Pacers

Nov. 7.....	at Indiana	
Feb. 7.....	vs. Indiana	

2016-17 vs. Pacers (1-1)

Dec. 15	vs. Indiana	W	102-95
Jan. 16	at Indiana	L	98-95

Directory

Owner.....	Leslie Alexander
Chief Executive Officer.....	Tad Brown
General Manager.....	Darryl Morey
Head Coach.....	Mike D'Antoni (All-Time: 510-453, 530; All-Time vs. New Orleans: 25-12 (.675))
Associate Head Coach.....	Jeff Bzdelik
Assistant Coaches.....	Jeff Bzdelik, Roy Rogers, Brett Gunning
Senior Consultant.....	Carroll Dawson
Senior VP of Basketball Operations.....	Keith Jones
Senior Director, Media & Player Relations.....	Tracey Hughes
Media Relations Manager.....	Sean McCloskey
Senior Media Relations Coordinator.....	Jenny Zehentner

General Information

Division.....	Southwest
Phone.....	(713) 758-7200
Address.....	1510 Polk Street, Houston, TX 77002
Home Court.....	Toyota Center (18,055, opened 2003)
Radio.....	KBME (SportsTalk 790 AM) - Craig Ackerman, Matt Thomas
Spanish Radio.....	KEYH (850 AM) - Adrian Chavarria
TV.....	AT&T SportsNet - Bill Worrell, Matt Bullard, Clyde Drexler, Craig Ackerman

New Orleans vs. Houston Franchise Series Notes

Overall Record: 24-31 (.436)	Home Record: 15-12 (.555)	Road Record: 9-19 (.321)
Current Streak: Lost 1	Home: Won 1	Road: Lost 5
New Orleans Biggest Win.....	28 (111-83 at New Orleans on Jan. 2, 2015)	
New Orleans Biggest Loss.....	30 (129-99 at New Orleans on Feb. 23, 2017)	
New Orleans Last Win At Home.....	128-112 on Mar. 17, 2017	
New Orleans Last Loss At Home.....	129-99 on Feb. 23, 2017	
New Orleans Last Win On The Road.....	99-90 on Dec. 18, 2014	
New Orleans Last Loss On The Road.....	117-107 on Mar. 24, 2017	

Directory

Owner, Chairman and Chief Executive Officer.....	Herbert Simon
Vice Chairman.....	Jim Morris
President of Basketball Operations.....	Kevin Pritchard
President/Chief Operating Officer.....	Rick Fuson
Executive Vice President/Chief Financial Officer.....	Kevin Bower
General Manager.....	Chad Buchanan
VP of Basketball Operations.....	Peter Dinwiddie
Consultants, Basketball Operations.....	Larry Bird, Donnie Walsh
Head Coach.....	Nate McMillan (All-Time: 520-492, 514; All-Time vs. New Orleans: 20-15, .571)
Assistant Coaches.....	Bill Bayno, Dan Burke, Popeye Jones
Player Development Coach.....	David McClure
Senior Director of Medical Operations/ Head Athletic Trainer.....	Josh Corbell
Director of Sports Performance/Assistant Athletic Trainer.....	Shawn Windle
Director of Player Personnel.....	Ryan Carr
Senior Director of Basketball Operations.....	Sonya Clutinger
Media Relations.....	David Benner, Krissy Myers, Wes Kaminski

General Information

Division.....	Central
Phone.....	(317) 917-2500
Address.....	125 S. Pennsylvania Street, Indianapolis, IN 46204
Home Court.....	Bankers Life Fieldhouse (18,165, opened 1999)
Radio.....	1070 The Fan/93.5 FM - Mark Boyle, Bob Leonard
TV.....	FSN Indiana - Quinn Buckner, Chris Denari, Jeremiah Johnson

New Orleans vs. Indiana Franchise Series Notes

Overall Record: 12-22 (.352)	Home Record: 6-11 (.352)	Road Record: 6-11 (.352)
Current Streak: Lost 11	Home: Won 1	Road: Lost 7
New Orleans Biggest Win.....	14 (89-75 at Indiana on Feb. 17, 2004)	
New Orleans Biggest Loss.....	22 (75-97 at Indiana on Feb. 21, 2006)	
New Orleans Last Win At Home.....	102-95 on Dec. 15, 2017	
New Orleans Last Loss At Home.....	91-86 on Jan. 8, 2016	
New Orleans Last Win On The Road.....	101-96 on Jan. 16, 2010	
New Orleans Last Loss On The Road.....	98-95 on Jan. 16, 2017	



2017-18 Pelicans vs. Clippers

Nov. 11	vs. L.A. Clippers	
Jan. 28	vs. L.A. Clippers	
Mar. 6	at L.A. Clippers	
Apr. 9	at L.A. Clippers	

2016-17 vs. Clippers (1-2)

Dec. 2	vs. L.A. Clippers	L	114-96
Dec. 10	at L.A. Clippers	L	133-105
Dec. 28	vs. L.A. Clippers	W	102-98



2017-18 Pelicans vs. Lakers

Oct. 22	at L.A. Lakers	
Feb. 14	vs. L.A. Lakers	
Mar. 22	vs. L.A. Lakers	

2016-17 vs. Lakers (2-2)

Nov. 12	vs. L.A. Lakers	L	126-99
Nov. 29	vs. L.A. Lakers	W	105-88
Mar. 5	at L.A. Lakers	W	105-97
Apr. 11	at L.A. Lakers	L	108-96

Directory

Owner	Steve Ballmer
President of Basketball Operations	Lawrence Frank
Head Coach	Glenn "Doc" Rivers
	(All-Time: 804-584, 579; All-Time vs. New Orleans: 24-20, 545)
General Manager	Michael Winger
Assistant General Manager	Trent Redden, Mark Hughes
Assistant Coaches	Mike Woodson, Sam Cassell, Brendan O'Connor, Armond Hill,
	Patrick Sullivan, John Welch
Player Development	J.P. Clark
Director of Medical Services & Head Athletic Trainer	Jasen Powell
Chief Communications Officer	Chris Wallace
Director of Basketball Communications	Dennis Rogers
Basketball Communications Coordinator	Brandon Ehrlich

General Information

Division	Pacific
Phone	(310) 862-6000
Address	6951 S. Centinela Ave., Playa Vista, CA 90094
Home Court	STAPLES Center (18,060, opened 1999)
Television	Prime Ticket: Broadcasters: Ralph Lawler, Bruce Bowen
Radio	AM 570, L.A. Sports - Brian Sienam

New Orleans vs. LA Clippers Franchise Series Notes

Overall Record: 26-24 (.520)	Home Record: 17-8 (.680)	Road Record: 9-16 (.360)
Current Streak: Won 1	Home: Won 1	Road: Lost 8
New Orleans Biggest Win	28 (112-84 at Los Angeles on Nov. 9, 2009)	
New Orleans Biggest Loss	32 (76-108 at Los Angeles on Mar. 1, 2014)	
New Orleans Last Win At Home	102-98 on Dec. 28, 2016	
New Orleans Last Loss At Home	114-96 on Dec. 2, 2016	
New Orleans Last Win On The Road	105-98 on Nov. 26, 2012	
New Orleans Last Loss On The Road	133-105 on Dec. 10, 2016	

Directory

CEO & Controlling Owner	Jeanie Buss
COO & President, Business Operations	Tim Harris
President, Basketball Operations	Earvin "Magic" Johnson
General Manager	Rob Pelinka
Head Coach	Luke Walton (All-Time: 26-56, .317; All-Time vs. New Orleans: 2-2, .500)
Associate Head Coach	Brian Shaw
Assistant Coaches	Jesse Mermuys, Brian Keefe, Mark Madsen, Jud Buechler, Miles Simon
Director, Strength & Endurance Training/Head Strength & Conditioning Coach	Gunnar Peterson
Head Athletic Trainer	Marco Nunez
Director, Media Relations	Alison Bogli
Senior Manager, Media Relations	Ta'Nisha Cooper
Manager, Media Relations	Will Patterson
Coordinator, Media Relations	T.C. Greene
Assistant, Media Relations	Matt Flier

General Information

Division	Pacific
Phone	(310) 426-6000
Address	556 N. Nash Street, El Segundo, CA 90245
Home Court	STAPLES Center (18,997, opened 1999)
Radio	ESPNLA Radio 710 AM - John Ireland, Mychal Thompson
Spanish Radio	ESPN Deportes (1330 AM) - Fernando Gonzalez, Pepe Mantilla
TV	Spectrum SportsNet - Bill MacDonald and Stu Lantz
Spanish TV	Spectrum Deportes - Adrian Garcia-Marquez and Francisco Pinto

New Orleans vs. LA Lakers Franchise Series Notes

Overall Record: 18-32 (.360)	Home Record: 10-15 (.400)	Road Record: 8-17 (.320)
Current Streak: Lost 1	Home: Won 1	Road: Lost 1
New Orleans Biggest Win	21 (113-92 at New Orleans on Apr. 1, 2015)	
New Orleans Biggest Loss	29 (80-109 at Los Angeles on Jan. 9, 2008)	
New Orleans Last Win At Home	105-88 on Nov. 29, 2016	
New Orleans Last Loss At Home	126-99 on Nov. 12, 2016	
New Orleans Last Win On The Road	105-97 on Mar. 5, 2017	
New Orleans Last Loss On The Road	108-96 on Apr. 11, 2017	



2017-18 Pelicans vs. Grizzlies

Oct. 18.....	at Memphis
Jan. 10.....	at Memphis
Jan. 20.....	vs. Memphis
Apr. 4.....	vs. Memphis

2016-17 vs. Grizzlies (2-2)

Nov. 2	at Memphis	L	89-83 (OT)
Dec. 5	vs. Memphis	L	110-108 (2OT)
Feb. 15	at Memphis	W	95-91
Mar. 21	vs. Memphis	W	95-82



2017-18 Pelicans vs. Heat

Dec. 23.....	at Miami
Feb. 23.....	vs. Miami

2016-17 vs. Heat (1-1)

Dec. 23	vs. Miami	W	91-87
Mar. 15	at Miami	L	120-112

Directory

Controlling Owner	Robert J. Pera
Director	Joseph Abadi
General Manager	Chris Wallace
Executive V.P. of Basketball Operations.....	John Hollinger
Executive V.P. of Player Personnel.....	Ed Stefanski
Head Coach	David Fizdale (All-Time: 43-39, 524; All-Time vs. New Orleans: 2-2, 500)
Associate Head Coach	J.B. Bickerstaff
Assistant Coaches.....	Keith Smart, Bob Bender, Nick Van Exel, Adam Mazarei
Medical Director	Allen Gruver
Head Athletic Trainer	Jim Scholler
Director of Performance	Eric Oetter
Strength and Conditioning Coach.....	Chattin Hill
Director, Communications and Publications	Jason Wallace
Manager, Communications and Publications	Ross Wooden
Coordinator, Communications and Publications	Maggie Yang
Coordinator, Communications and Publications	Geoff Langham

General Information

Division.....	Southwest
Phone	(901) 205-1234
Address	191 Beale Street, Memphis TN 38103
Home Court	FedEx Forum (18,119, opened 2004)
Radio.....ESPN 92.9 FM/680 AM - Eric Haseltine, Hank McDowell, Elliot Perry, Michael Wallace	
TV.....	Fox Sports Southeast - Pete Pranic, Brevin Knight, Rob Fischer, Chris Vernon, Sean Tuohy

New Orleans vs. Memphis Franchise Series Notes

Overall Record: 30-26 (.535)	Home Record: 18-10 (.642)	Road Record: 12-16 (.428)
Current Streak: Won 2	Home: Won 1	Road: Won 1
New Orleans Biggest Win	19 (106-87 at New Orleans on Dec. 6, 2008)	
New Orleans Biggest Loss	36 (74-110 at Memphis on Apr. 8, 2015)	
New Orleans Last Win At Home	95-82 on Mar. 21, 2017	
New Orleans Last Loss At Home	110-108 (2OT) on Dec. 5, 2016	
New Orleans Last Win On The Road	95-91 on Feb. 15, 2017	
New Orleans Last Loss On The Road	89-83 (OT) on Nov. 2, 2016	

Directory

Managing General Partner	Micky Arison
Chief Executive Officer	Nick Arison
President.....	Pat Riley
Senior Vice President, Basketball Operations/Assistant General Manager.....	Andy Elisburg
Vice President of Player Personnel	Chet Kammerer
Vice President of Player Programs	Alonzo Mourning
Assistant General Manager/General Manager Sioux Falls Skyforce.....	Adam Simon
Director of Basketball Development & Analytics.....	Shane Battier
Head Coach	Erik Spoelstra (All-Time: 440-282, 609; All-Time vs. New Orleans: 9-8, 529)
Assistant Coaches.....	Dan Craig, Juwan Howard, Chris Quinn, Octavio de la Grana
Head Athletic Trainer	Jay Sabol
Director of Strength & Conditioning	Eric Foran
Vice President, Sports Media Relations	Tim Donovan
Senior Director of Sports Media Relations.....	Rob Wilson
Director of Sports Media Relations.....	Michael Lissack
Sports Media Relations Manager	Nick Maiorana

General Information

Division.....	Southeast
Phone	(786) 777-1000
Address	601 Biscayne Boulevard, Miami, FL 33132
Home Court	AmericanAirlines Arena (19,600, opened 1999)
Radio.....The Ticket (790 AM/104.3 FM) - Mike Inglis, John Crotty, Ron Rothstein	
Spanish Radio.....	WAQI (710 AM) - José Pañeda, Joe Pujala
Cable TV.....	FOX Sun Sports - Eric Reid, Tony Fiorentino, Jason Jackson

New Orleans vs. Miami Franchise Series Notes

Overall Record: 17-16 (.515)	Home Record: 12-4 (.750)	Road Record: 5-12 (.294)
Current Streak: Lost 1	Home: Won 1	Road: Lost 2
New Orleans Biggest Win	29 (106-77 at Miami on Apr. 2, 2008)	
New Orleans Biggest Loss	29 (68-97 at Miami on Jan. 24, 2005)	
New Orleans Last Win At Home	91-87 on Dec. 23, 2016	
New Orleans Last Loss At Home	113-99 on Mar. 22, 2016	
New Orleans Last Win On The Road	105-91 on Feb. 21, 2015	
New Orleans Last Loss On The Road	120-112 on Mar. 15, 2017	



2017-18 Pelicans vs. Bucks

Dec. 13 vs. Milwaukee
Feb. 25 at Milwaukee

2016-17 vs. Bucks (1-1)

Nov. 1 vs. Milwaukee L 117-113
Nov. 10 at Milwaukee W 112-106



2017-18 Pelicans vs. Timberwolves

Nov. 1 vs. Minnesota
Nov. 29 vs. Minnesota
Jan. 6 at Minnesota
Feb. 3 at Minnesota

2016-17 vs. Timberwolves (3-0)

Nov. 23 vs. Minnesota W 117-96
Feb. 10 at Minnesota W 112-106
Mar. 19 vs. Minnesota W 123-109

Directory

Owners Wes Edens, Marc Lasry, Jamie Dinan, and Mike Fascitelli
General Manager Jon Horst
Assistant General Manager Milt Newton
Head Coach Jason Kidd (All-Time: 160-168, 488; All-Time vs New Orleans: 3-5, 375)
Assistant Coaches Joe Prunty, Eric Hughes, Greg Foster, Sean Sweeney, Stacey Augmon
..... Frank Johnson, Josh Broghamer
Director of Performance Troy Flanagan
Head of Athletic Trainer Scott Faust
Head Strength & Rehab Specialist Suki Hobson
Senior Strength Coach Michael Davie
Trainer Trevor Poulson
Senior Vice President of Communications and Broadcast Barry Baum
Vice President of Communications Dan Smyczek
Communications Assistant Eric Kohlbeck

General Information

Division Central
Phone (414) 227-0500
Address 1001 N. Fourth Street, Milwaukee, WI 53203
Home Court BMO Harris Bradley Center (18,717, opened 1988)
Radio Newsradio 620 WTMJ AM- Ted Davis, Dennis Krause
TV FOX Sports Wisconsin - Jim Paschke, Gus Johnson, Marques Johnson, Jon McGlocklin

New Orleans vs. Milwaukee Franchise Series Notes

Overall Record: 24-9 (.727) Home Record: 14-2 (.875) Road Record: 10-7 (.588)
Current Streak: Won 1 Home: Lost 1 Road: Won 1
New Orleans Biggest Win 21 (102-81 at New Orleans on Dec. 6, 2012)
New Orleans Biggest Loss 20 (95-115 at Milwaukee on Feb. 24, 2010)
New Orleans Last Win At Home 116-99 on Jan. 23, 2016
New Orleans Last Loss At Home 117-113 on Nov. 1, 2016
New Orleans Last Win On The Road 112-106 on Nov. 10, 2016
New Orleans Last Loss On The Road 103-92 on Mar. 12, 2016

Directory

Owner Glen Taylor
Chief Executive Officer Ethan Casson
President of Basketball Operations/Head Coach Tom Thibodeau
..... All-Time: 286-190, .601; All-Time vs New Orleans: 9-6, .600
General Manager Scott Layden
Assistant General Manager Noah Croom
Assistant Coaches Rick Brunson, Andy Greer, Ed Pinckney, Ryan Saunders
Director of Player Personnel Brian Pauga
Manager of Team Services Rachel Saunders
Vice President of Medical Operations/Head Athletic Trainer Gregg Farnam
Director of Athletic Therapy Matthew Duhamel
Head Strength and Conditioning Coach/Assistant Athletic Trainer Dave Crewe
Vice President of Communications Brad Ruitter
Senior Public Relations Manager Aaron Seehusen
Communications Manager Dan Bell
Public Relations Coordinator Alex King
Senior Corporate Communications Manager Kristen Wenker

General Information

Division Northwest
Phone (612) 673-1600
Address 600 Hennepin Avenue, Suite 300, Minneapolis, MN 55403
Home Court Target Center (19,356, opened 1990)
Radio WCCO AM 830 - Alan Horton
Cable TV Fox Sports North - Dave Benz, Jim Petersen

New Orleans vs. Minnesota Franchise Series Notes

Overall Record: 29-21 (.580) Home Record: 16-9 (.640) Road Record: 13-12 (.520)
Current Streak: Won 3 Home: Won 2 Road: Won 1
New Orleans Biggest Win 48 (139-91 at New Orleans on Nov. 14, 2014)
New Orleans Biggest Loss 35 (144-109 at Minnesota on Apr. 13, 2016)
New Orleans Last Win At Home 123-109 on Mar. 19, 2017
New Orleans Last Loss At Home 112-110 on Feb. 27, 2016
New Orleans Last Win On The Road 112-106 on Feb. 10, 2017
New Orleans Last Loss On The Road 144-109 on Apr. 13, 2016



2017-18 Pelicans vs. Knicks

Dec. 30 vs. New York
Jan. 14 at New York

2016-17 vs. Knicks (2-0)

Dec. 30 vs. New York W 104-92
Jan. 9 at New York W 110-96



2017-18 Pelicans vs. Thunder

Nov. 20 vs. Oklahoma City
Feb. 2 at Oklahoma City
Apr. 1 vs. Oklahoma City

2016-17 vs. Thunder (0-4)

Dec. 4 at Oklahoma City L 101-92
Dec. 21 vs. Oklahoma City L 121-110
Jan. 25 vs. Oklahoma City L 114-105
Feb. 26 at Oklahoma City L 118-110

Directory

Executive Chairman James L. Dolan
President Steve Mills
General Manager Scott Perry
Head Coach Jeff Hornacek (All-Time: 132-163, .447; All-Time vs. New Orleans: 6-6 (.500))
Associate Head Coach Kurt Rambis
Assistant Coaches Howard Easley, Corey Gaines, Jerry Sichting
Head Athletic Trainer Roger Hinds
Vice President of Public Relations Jonathan Supranowitz

General Information

Division Atlantic
Phone (212) 465-6471
Address Two Pennsylvania Plaza, New York, NY 10121
Home Court Madison Square Garden (19,812, opened 1968)
Radio ESPN (98.7 FM) - Ed Cohen, Brendan Brown
Cable TV MSG Network - Mike Breen, Walt Frazier, Rebecca Haarlow

New Orleans vs. New York Franchise Series Notes

Overall Record: 17-15 (.531) Home Record: 9-7 (.562) Road Record: 8-8 (.500)
Current Streak: Won 1 Home: Won 2 Road: Lost 2
New Orleans Biggest Win 14 (110-96 at New York on Jan. 9, 2017)
New Orleans Biggest Loss 22 (80-102 at New Orleans on Nov. 20, 2012)
New Orleans Last Win At Home 104-92 on Dec. 30, 2016
New Orleans Last Loss At Home 91-98 on Feb. 19, 2013
New Orleans Last Win On The Road 110-96 on Jan. 9, 2017
New Orleans Last Loss On The Road 95-87 on Nov. 15, 2015

Directory

Chairman Clayton I. Bennett
Executive Vice President & General Manager Sam Presti
Assistant General Manager/Vice President Troy Weaver
Head Coach Billy Donovan (All-Time: 102-62, .622; All-Time vs. New Orleans: 6-1, .857)
Assistant Coaches Mark Bryant, Vin Bhavnani, Maurice Cheeks, Adrian Griffin
Quality Control Coach Royal Ivey, Darko Rajakovic
Director, Medical Services Dr. Donnie Strack
Head Athletic Trainer Joe Sharpe
Athletic Performance Specialist Andrew Paul
Director of Team Operations Marc St. Yves
Director of Basketball Communications Matt Tumbleson
Manager of Basketball Communications John Read

General Information

Division Northwest
Phone (405) 208-4800
Address 208 Thunder Dr., Oklahoma City, OK 73102
Home Court Chesapeake Energy Arena (18,203, opened 2002)
Radio WWLS (98.1 FM/640 AM) - Matt Pinto
Spanish Radio WKY 930 AM - Eleno Ornales
Cable TV Fox Sports Oklahoma - Michael Cage, Brian Davis, Lesley McCaslin

New Orleans vs. Oklahoma City Franchise Series Notes

Overall Record: 21-29 (.420) Home Record: 13-11 (.541) Road Record: 8-18 (.307)
Current Streak: Lost 4 Home: Lost 2 Road: Lost 4
New Orleans Biggest Win 31 (123-92 at New Orleans on Jan. 16, 2008)
New Orleans Biggest Loss 45 (74-119 at Oklahoma City on Feb. 27, 2013)
New Orleans Last Win At Home 123-119 on Feb. 25, 2016
New Orleans Last Loss At Home 114-105 on Jan. 25, 2017
New Orleans Last Win On The Road 116-113 on Feb. 6, 2015
New Orleans Last Loss On The Road 118-110 on Feb. 26, 2017



2017-18 Pelicans vs. Magic

Oct. 30.....vs. Orlando
Dec. 22.....at Orlando

2016-17 vs. Magic (1-1)

Nov. 16 at Orlando L 89-82
Jan. 18 vs. Orlando W 118-98



2017-18 Pelicans vs. 76ers

Dec. 10.....vs. Philadelphia
Feb. 9.....at Philadelphia

2016-17 vs. 76ers (1-1)

Dec. 8 vs. Philadelphia L 99-88
Dec. 20 at Philadelphia W 108-93

Directory

Senior Chairman Rich DeVos
Chairman/Governor Dan DeVos
Chief Executive Officer/Alternate Governor Alex Martins
President of Basketball Operations Jeff Weltman
General Manager John Hammond
Assistant General Manager/Basketball Strategy Pete D'Alessandro
Assistant General Manager/Basketball Operations Matt Lloyd
Director of Player Development and Quality Control Becky Bonner
Head Coach Frank Vogel (All-Time: 279-234, 544; All-Time vs. New Orleans: 11-2, 846)
Assistant Coaches Chad Forcier, Corliss Williamson, Jay Hernandez, Matt Hill
Athletic Trainer Keon Wise
Strength and Conditioning Coach Bill Burgos
Director of Rehabilitation/Assistant Athletic Trainer Ron Weathers
Director of Team Operations Rodney Powell
Chief Communications Officer Joel Glass
Director of Communications George Galante
Director of Corporate Communications Trish Wingerson
Communications Manager Melanie Curtisinger

General Information

Division Southeast
Phone (407) 916-2400
Address 8701 Maitland Summit Boulevard, Orlando, FL 32810
Home Court Amway Center (18,846, opened 2010)
Radio ESPN 580 AM Orlando - Dennis Neumann, Richie Adubat
Spanish Radio Salsa 98.1 FM (WNUE-FM) - Joey Colon
TV FOX Sports Florida - David Steele, Jeff Turner, Dante Marchitelli

New Orleans vs. Orlando Franchise Series Notes

Overall Record: 17-16 (.515) Home Record: 11-6 (.647) Road Record: 6-10 (.375)
Current Streak: Won 1 Home: Won 1 Road: Lost 4
New Orleans Biggest Win 32 (117-85 at New Orleans on Feb. 18, 2009)
New Orleans Biggest Loss 20 (twice)
New Orleans Last Win At Home 118-98 on Jan. 18, 2017
New Orleans Last Loss At Home 103-94 on Nov. 3, 2015
New Orleans Last Win On The Road 97-94 on Dec. 26, 2012
New Orleans Last Loss On The Road 89-82 on Nov. 16, 2016

Directory

Managing Owner Josh Harris
Co-Managing Owner David Blitzer
CEO Scott O'Neil
President of Basketball Operations Bryan Colangelo
Head Coach Brett Brown (All-Time: 75-253, 229; All-Time vs. New Orleans: 3-5, 375)
Assistant Coach Jim O'Brien, Lloyd Pierce, Kevin Young, Billy Lange, John Townsend,
Todd Wright
Director of Player Development Connor Johnson
Vice President of Basketball Operations & Chief of Staff Ned Cohen
Vice President, Player Personnel Marc Eversley
Vice President, Analytics & Strategy Alex Rucker
Vice President of Athletic Care Dr. Daniel Medina
Director of Sports Performance and Research Dr. David T. Martin
Head of Performance Science Jesse Wright
Head Athletic Trainer Kevin Johnson
Public Relations Dave Sholler, Patrick Rees, Lara Toscani Weems, Rob King, Zack Neiner

General Information

Division Atlantic
Phone (215) 339-7666
Address 3 Crescent Drive, Suite 300, Philadelphia, PA 19112
Home Court Wells Fargo Center (20,328, opened 1996)
Radio The Fanatic (97.5) - Tom McGinnis
TV CSN Philadelphia, TCN - Marc Zumoff, Alaa Abdelnaby, Molly Sullivan

New Orleans vs. Philadelphia Franchise Series Notes

Overall Record: 17-15 (.531) Home Record: 10-6 (.625) Road Record: 7-9 (.437)
Current Streak: Won 1 Home: Lost 1 Road: Won 1
New Orleans Biggest Win 37 (135-98 at New Orleans on Nov. 17, 2013)
New Orleans Biggest Loss 21 (87-108 at Philadelphia on Nov. 25, 2002)
New Orleans Last Win At Home 121-114 on Feb. 19, 2016
New Orleans Last Loss At Home 99-88 on Dec. 8, 2016
New Orleans Last Win On The Road 108-93 on Dec. 20, 2016
New Orleans Last Loss On The Road 107-93 on Apr. 5, 2016



2017-18 Pelicans vs. Suns

Nov. 24	at Phoenix
Feb. 26	vs. Phoenix
Apr. 6	at Phoenix

2016-17 vs. Suns (3-1)

Nov. 4	vs. Phoenix	L	112-111 (OT)
Dec. 11	at Phoenix	W	120-119 (OT)
Feb. 6	vs. Phoenix	W	111-106
Feb. 13	at Phoenix	W	110-108



2017-18 Pelicans vs. Trail Blazers

Oct. 24	at Portland
Dec. 2	at Portland
Jan. 12	vs. Portland
Mar. 27	vs. Portland

2016-17 vs. Trail Blazers (3-1)

Nov. 18	vs. Portland	W	113-101
Nov. 25	at Portland	L	119-104
Mar. 14	vs. Portland	W	100-77
Apr. 12	at Portland	W	103-100

Directory

Managing Partner	Robert Sarver
General Manager	Ryan McDonough
Vice President of Basketball Operations	James Jones
Assistant General Managers	Trevor Bukstein, Pat Connelly
Head Coach	Earl Watson (All-Time: 33-82, 287; All-Time vs. New Orleans: 2-3, 400)
Associate Head Coach	Jay Triano
Assistant Coaches	Tyrone Corbin, Nate Bjorkgren, Marlon Garnett
St. Vice President of Athletic Health & Performance/Head Athletic Trainer	Aaron Nelson
Director of Performance/Head Strength and Conditioning Coach	Jeff Fish
Assistant Athletic Trainer/Rehabilitation Coordinator	Tom Maystadt
Assistant Athletic Trainer/Sports Science Coordinator	Quinton Sawyer
Equipment Manager	Jay Gaspar
VP, Basketball Communications	Julie Fie
Senior Manager, Basketball Communications	Cole Mickelson
Manager, Basketball Communications	DC Headley
Assistant to VP of Basketball Communications	Palmer Black
Director, Public Relations	Carlos Manzanillo

General Information

Division	Pacific
Phone	(602) 379-7900
Address	201 E. Jefferson Street, Phoenix, AZ 85004
Home Court	Talking Stick Resort Arena (18,055, opened 1992)
Radio	Arizona Sports (98.7 FM) - Al McCoy, Tim Kempton
Spanish Radio	KSUN (1400 AM) - Arturo Ochoa, Jorge Moreno, Enrique Cortez
Cable TV	Fox Sports Arizona - Kevin Ray, Eddie Johnson, Ann Meyers Drysdale, Lindsey Smith

New Orleans vs. Phoenix Franchise Series Notes

Overall Record: 24-28 (.461)	Home Record: 12-14 (.461)	Road Record: 12-14 (.461)
Current Streak: Won 3	Home: Won 1	Road: Won 2
New Orleans Biggest Win	17 (120-103 at New Orleans on Feb. 27, 2008)	
New Orleans Biggest Loss	37 (77-115 at Phoenix on Apr. 17, 2006)	
New Orleans Last Win At Home	111-106 on Feb. 6, 2017	
New Orleans Last Loss At Home	112-111 (OT) on Nov. 4, 2016	
New Orleans Last Win On The Road	110-108 on Feb. 13, 2017	
New Orleans Last Loss On The Road	104-88 on Dec. 18, 2015	

Directory

Owner	Paul Allen
President of Basketball Operations	Neil Olshey
President & CEO	Chris McGowan
Assistant General Managers	Bill Branch, Steve Rosenberry
Head Coach	Terry Stotts (All-Time: 338-355, 488; All-Time vs. New Orleans: 16-14, 533)
Assistant Coaches	David Vanterpool, Nate Tibbetts, Dale Osbourne, John McCullough, Jim Moran
Director of Player Health and Performance	Jesse Elis
Head Athletic Trainer	Geoff Clark
Sports Performance Specialist	Todd Forcier
Sports Performance Specialist	Ben Kenyon
Director of Player Personnel	Joe Cronin
Vice President of Basketball Communications	Jim Taylor
Basketball Communications Director	Collin Roper

General Information

Division	Northwest
Phone	(503) 234- 9291
Address	One Center Court, Suite 200, Portland, OR 97227
Home Court	The Moda Center (19,441, opened 1995)
Radio	Rip City Radio (620 AM) - Brian Wheeler, Michael Holton (Home Games Only)
Cable TV	NBC Sports Northwest - Kevin Calabro, Lamar Hurd

New Orleans vs. Portland Franchise Series Notes

Overall Record: 23-28 (.450)	Home Record: 16-11 (.592)	Road Record: 7-18 (.280)
Current Streak: Won 2	Home: Won 2	Road: Won 1
New Orleans Biggest Win	36 (99-63 at New Orleans on Feb. 13, 2013)	
New Orleans Biggest Loss	26 (88-114 at New Orleans on Dec. 20, 2014)	
New Orleans Last Win At Home	100-77 on Mar. 14, 2017	
New Orleans Last Loss At Home	117-112 on Mar. 18, 2016	
New Orleans Last Win On The Road	103-100 on Apr. 12, 2017	
New Orleans Last Loss On The Road	119-104 on Nov. 25, 2016	



2017-18 Pelicans vs. Kings

Oct. 26	at Sacramento	
Dec. 8	vs. Sacramento	
Jan. 30	vs. Sacramento	
Mar. 7	at Sacramento	

2016-17 vs. Kings (1-2)

Nov. 8	at Sacramento	L	102-94
Feb. 12	at Sacramento	L	105-99
Mar. 31	vs. Sacramento	W	117-89



2017-18 Pelicans vs. Spurs

Nov. 22	vs. San Antonio	
Feb. 28	at San Antonio	
Mar. 15	at San Antonio	
Apr. 11	vs. San Antonio	

2016-17 vs. Spurs (1-3)

Oct. 29	at San Antonio	L	98-79
Dec. 18	at San Antonio	L	113-100
Jan. 27	vs. San Antonio	W	119-103
Mar. 3	vs. San Antonio	L	101-98 (OT)

Directory

Ownership and Chairman	Vivek Ranadivé
Vice President of Basketball Operations & General Manager	Vlade Divac
Chief Operating Officer	Matina Kolokotronis
President, Business Operations	John Rinehart
Vice President, Player Personnel & Development	Peja Stojakovic
Assistant General Managers	Ken Catanella, Brandon D. Williams
Vice President, Strategy & Analytics	Luke Bornn
Head Coach	Dave Joergel (All-Time: 179-149, 546; All-Time vs. New Orleans: 9-6, 600)
Assistant Coaches	Elston Turner, Bryan Gates, Bob Thornton, Jason March, Duane Tinkor
Player Development Coaches	Larry Lewis, Phil Ricci
Director of Sports Medicine	Pete Youngman
Head Athletic Trainer	Manny Romero
Sr. Vice President, Communications	Joelle Terry
Director, Media Relations	Chris Clark
Media Relations Manager	Rahsaan Gethers

General Information

Division	Pacific
Phone	(916) 928-0000
Address	500 David J. Stern Walk, Sacramento, CA 95814
Home Court	Golden 1 Center (17,500, opened 2016)
Radio	KHTK (1140 AM) - Gary Gerould
Cable TV	NBC Sports California - Grant Napear, Jerry Reynolds, Doug Christie, Kayte Christensen

New Orleans vs. Sacramento Franchise Series Notes

Overall Record: 28-23 (.549)	Home Record: 19-7 (.730)	Road Record: 9-16 (.360)
Current Streak: Won 1	Home: Won 4	Road: Lost 2
New Orleans Biggest Win	28 (117-89 at New Orleans on Mar. 31, 2017)
New Orleans Biggest Loss	36 (71-107 at Sacramento on Dec. 19, 2004)
New Orleans Last Win At Home	117-89 on Mar. 31, 2017
New Orleans Last Loss At Home	89-99 on Nov. 25, 2014
New Orleans Last Win On The Road	123-108 on Mar. 16, 2016
New Orleans Last Loss On The Road	105-99 on Feb. 12, 2017

Directory

Chairman & CEO	Juliana Hawn Holt
President of Business Operations	Rick Pynch
Pres. of Basketball Ops./Head Coach	Gregg Popovich (All-Time: 1150-506, 694; All-Time vs. New Orleans: 42-14, 750)
President of Sports Franchises/General Manager	R.C. Buford
Vice President of Basketball Operations	Monty Williams
Asst. Coaches	Ettore Messina, Ime Udoka, James Borrego, Chip Engelland
Head Athletic Trainer	Becky Hammon, Will Hardy
Senior Director of Communications	Will Severing
Basketball Communications Manager	Tom James
Basketball Communications Coordinator	Kris Davis
	Jordan Howenstine

General Information

Division	Southwest
Phone	(210) 444-5500
Address	One AT&T Center, San Antonio, TX 78219
Home Court	AT&T Center (18,581, opened 2002)
Radio	WOAI (1200 AM) - Bill Schoening
Spanish Radio	KXTN (1075 FM) - Paul Castro
TV	KENS-5, KMYS-35, FOX Sports Southwest (Channel 26) - Bill Land, Sean Elliott, Andrew Monaco

New Orleans vs. San Antonio Franchise Series Notes

Overall Record: 14-42 (.250)	Home Record: 10-18 (.357)	Road Record: 4-24 (.142)
Current Streak: Lost 1	Home: Lost 1	Road: Lost 5
New Orleans Biggest Win	25 (100-75 at New Orleans on Mar. 12, 2008)
New Orleans Biggest Loss	35 (77-112 at Oklahoma City on Dec. 23, 2006)
New Orleans Last Win At Home	119-103 on Jan. 27, 2017
New Orleans Last Loss At Home	101-98 (OT) on Mar. 3, 2017
New Orleans Last Win On The Road	100-99 on Nov. 8, 2014
New Orleans Last Loss On The Road	113-100 on Dec. 18, 2016



2017-18 Pelicans vs. Raptors

Nov. 9.....at Toronto
Nov. 15.....vs. Toronto

2016-17 vs. Raptors (0-2)

Jan. 31.....at Toronto.....L.....108-106 (OT)
Mar. 8.....vs. Toronto.....L.....94-87



2017-18 Pelicans vs. Jazz

Dec. 1.....at Utah
Jan. 3.....at Utah
Feb. 5.....vs. Utah
Mar. 11.....vs. Utah

2016-17 vs. Jazz (0-3)

Feb. 8.....vs. Utah.....L.....127-94
Mar. 6.....at Utah.....L.....88-83
Mar. 27.....at Utah.....L.....108-100

Directory

Chairmen of the Board, NBA Governor.....Lawrence M. Tanenbaum, O.C.
President.....Masai Ujiri
General Manager.....Bobby Webster
Head Coach.....Dwane Casey (All-Time: 314-284, .525; All-Time vs. New Orleans: 11-5, .687)
Assistant Coaches.....Rex Kalamian, Nick Nurse, Jama Mahlelela, Patrick Mutombo, Jim Sann
Assistant Coach/Director of Sports Science.....Alex McKechnie
Head Athletic Trainer.....Scott McCullough
Strength and Conditioning Coach.....Jon Lee
Director, Communications.....Jennifer Quinn
Senior Manager, Basketball Communications.....Roven Yau
Manager, Communications.....Phil Summers

General Information

Division.....Atlantic
Phone.....(416) 815-5600
Address.....40 Bay Street, Toronto, M5J 2K2
Home Court.....Air Canada Centre (19,800, opened 1999)
Radio.....TSN Radio 1050 (1050 AM), Sportsnet 590 (590 AM) The FAN - Paul Jones, Eric Smith
Jack Armstrong, Sherman Hamilton
Cable TV.....TSN, Sportsnet - Matt Devlin, Leo Rautins, Jack Armstrong, Sherman Hamilton

New Orleans vs. Toronto Franchise Series Notes

Overall Record: 13-20 (.393) Home Record: 6-11 (.352) Road Record: 7-9 (.437)
Current Streak: Lost 4 Home: Lost 2 Road: Lost 2
New Orleans Biggest Win.....21 (104-83 at New Orleans on Jan. 29, 2003)
New Orleans Biggest Loss.....24 (115-91 at New Orleans on Mar. 26, 2016)
New Orleans Last Win At Home.....100-97 on Feb. 23, 2015
New Orleans Last Loss At Home.....94-87 on Mar. 8, 2017
New Orleans Last Win On The Road.....95-93 on Jan. 18, 2015
New Orleans Last Loss On The Road.....108-106 (OT) on Jan. 31, 2017

Directory

Owner.....Gail Miller
President.....Steve Starks
General Manager.....Dennis Lindsey
Vice President of Player Personnel.....Walt Perrin
Vice President of Basketball Operations.....Linda Luchetti
Head Coach.....Quin Snyder (All-Time: 129-117, .524; All-Time vs. New Orleans: 6-4, .600)
Assistant Coaches.....Igor Kokoskov, Alex Jensen, Johnnie Bryant, Zach Guthrie,
Antonio Lang, Lamar Skeeter, Jeff Watkinson, Mike Wells
Director of Sports Science/Assistant Coach.....Mark McKown
Vice President of Performance Healthcare.....Mike Elliott
Head Athletic Trainer.....Eric Waters
Head Strength & Conditioning Coach.....Isaiah Wright
Sr. Vice President, Communications.....Frank Zang
Vice President, Communications.....Derek Garduno
Director, Communications.....Lindsay Twiss
Manager, Communications.....Danny Franks

General Information

Division.....Northwest
Phone.....(801) 325-2500
Address.....301 West South Temple, Salt Lake City UT 84101
Home Court.....Vivint Smart Home Arena (19,911, opened 1991)
Radio.....The Zone (KZNS-1280 AM/97.5 FM) - David Locke, Ron Boone
Cable TV.....AT&T SportsNet - Craig Bolerjack, Matt Harpring, Kristen Kenney

New Orleans vs. Utah Franchise Series Notes

Overall Record: 20-31 (.392) Home Record: 13-13 (.500) Road Record: 7-18 (.280)
Current Streak: Lost 4 Home: Lost 2 Road: Lost 2
New Orleans Biggest Win.....29 (100-71 at New Orleans on Dec. 17, 2010)
New Orleans Biggest Loss.....33 (127-94 at New Orleans on Feb. 8, 2017)
New Orleans Last Win At Home.....100-96 on Feb. 10, 2016
New Orleans Last Loss At Home.....127-94 on Feb. 8, 2017
New Orleans Last Win On The Road.....104-94 on Dec. 16, 2015
New Orleans Last Loss On The Road.....108-100 on Mar. 8, 2017



2017-18 Pelicans vs. Wizards

Dec. 19.....at Washington
Mar. 9.....vs. Washington

2016-17 vs. Wizards (0-2)

Jan. 29 vs. Washington L 107-94
Feb. 4 at Washington L 105-91

Directory

Majority Owner.....Ted Leonsis
President of Basketball Operations.....Ernie Grunfeld
Sr. Vice President of Basketball Operations.....Tommy Sheppard
Head Coach.....Scott Brooks (All-Time: 387-240, .617; All-Time vs. New Orleans: 17-9, .653)
Assistant Coaches.....Tony Brown, Sidney Lowe, Chad Iske, Mike Terpstra, Maz Trakh
Assistant Coach/Director of Player Development.....David Adkins
Head Athletic Trainer.....Corey Bennett
Director of Player Performance/Strength and Conditioning.....Navin Hettiarachchi
Director of Player Rehabilitation.....Jesse Phillips
Vice President of Communications.....Scott Hall
Director of Basketball Communications.....Daren Jenkins
Director of Media Relations.....DeAndre Phillips
Director of Corporate Communications.....Ketsia Colimon

General Information

Division.....Southeast
Phone.....(202) 661-5000
Address.....601 F. Street, NW, Washington, DC 20004
Home Court.....Verizon Center (20,356, opened 1997)
Radio.....WNEW (99.1 FM)/WFED (1500 AM) - Dave Johnson, Glenn Consor
TV.....NBC Sports Washington - Steve Buckhantz, Kara Lawson, Chris Miller

New Orleans vs. Washington Franchise Series Notes

Overall Record: 14-18 (.437) Home Record: 10-7 (.588) Road Record: 4-11 (.266)
Current Streak: Lost 3 Home: Lost 1 Road: Lost 5
New Orleans Biggest Win.....22 (120-98 at New Orleans on Feb. 18, 2004)
New Orleans Biggest Loss.....22 (103-125 at Washington on Mar. 17, 2007)
New Orleans Last Win At Home.....107-105 on Dec. 11, 2015
New Orleans Last Loss At Home.....107-94 on Jan. 29, 2017
New Orleans Last Win On The Road.....92-81 on Jan. 1, 2011
New Orleans Last Loss On The Road.....105-91 on Feb. 4, 2017

2016-17 DIVISION STANDINGS

EASTERN CONFERENCE

Atlantic Division

	W	L	Pct	GB	Home	Road
Boston	53	29	.646	0.0	30-11	23-18
Toronto	51	31	.622	2.0	28-13	23-18
New York	31	51	.378	22.0	19-22	12-29
Philadelphia	28	54	.341	25.0	17-24	11-30
Brooklyn	20	62	.244	33.0	13-28	7-34

Central Division

	W	L	Pct	GB	Home	Road
Cleveland	51	31	.622	0.0	31-10	20-21
Milwaukee	42	40	.512	9.0	23-18	19-22
Indiana	42	40	.512	9.0	29-12	13-28
Chicago	41	41	.500	10.0	25-16	16-25
Detroit	37	45	.451	14.0	24-17	13-28

Southeast Division

	W	L	Pct	GB	Home	Road
Washington	49	33	.598	0.0	30-11	19-22
Atlanta	43	39	.524	6.0	23-18	20-21
Miami	41	41	.500	8.0	23-18	18-23
Charlotte	36	46	.439	13.0	22-19	14-27
Orlando	29	53	.354	20.0	16-25	13-28

WESTERN CONFERENCE

Northwest Division

	W	L	Pct	GB	Home	Road
Utah	51	31	.622	0.0	29-12	22-19
Oklahoma City	47	35	.573	4.0	28-13	19-22
Portland	41	41	.500	10.0	25-16	16-25
Denver	40	42	.488	11.0	22-19	18-23
Minnesota	31	51	.378	20.0	20-21	11-30

Pacific Division

	W	L	Pct	GB	Home	Road
Golden State	67	15	.817	0.0	36-5	31-10
L.A. Clippers	51	31	.622	16.0	29-12	22-19
Sacramento	32	50	.390	35.0	17-24	15-26
L.A. Lakers	26	56	.317	41.0	17-24	9-32
Phoenix	24	58	.293	43.0	15-26	9-32

Southwest Division

	W	L	Pct	GB	Home	Road
San Antonio	61	21	.744	0.0	31-10	30-11
Houston	55	27	.671	6.0	30-11	25-16
Memphis	43	39	.524	18.0	24-17	19-22
New Orleans	34	48	.415	27.0	21-20	13-28
Dallas	33	49	.402	28.0	21-20	12-29

2016-17 NBA INDIVIDUAL LEADERS

SCORING AVERAGE

	G	FG	FT	Pts	Avg
Westbrook, OKC.	81	824	710	2558	31.6
Harden, Hou.	81	674	746	2356	29.1
Thomas, Bos.	76	682	590	2199	28.9
Davis, N.O.	75	770	519	2099	28.0
DeRozan, Tor.	74	721	545	2020	27.3
Lillard, Por.	75	661	488	2024	27.0
Cousins, Sac.-N.O.	72	647	517	1942	27.0
James, Cle.	74	736	358	1954	26.4
Leonard, S.A.	74	636	469	1888	25.5
Curry, G.S.	79	675	325	1999	25.3
Irving, Cle.	72	671	297	1816	25.2
Towns, Min.	82	802	356	2061	25.1
Durant, G.S.	62	551	336	1555	25.1
Butler, Chi.	76	570	585	1816	23.9
George, Ind.	75	622	336	1775	23.7
Wiggins, Min.	82	709	412	1933	23.6
Walker, Cha.	79	643	304	1830	23.2
Wall, Was.	78	647	422	1805	23.1
Beal, Was.	77	637	282	1779	23.1
McCollum, Por.	80	692	268	1837	23.0

REBOUNDS PER GAME

	G	Off	Def	Tot	Avg
Whiteside, Mia.	77	293	795	1088	14.1
Drummond, Det.	81	345	770	1115	13.8
Jordan, LA-C	81	298	816	1114	13.8
Gobert, Utah	81	314	721	1035	12.8
Howard, Atl.	74	296	644	940	12.7
Towns, Min.	82	296	711	1007	12.3
Davis, N.O.	75	172	712	884	11.8
Love, Cle.	60	148	518	666	11.1
Cousins, Sac.-N.O.	72	152	642	794	11.0
Westbrook, OKC.	81	137	727	864	10.7
Vucevic, Ori.	75	176	603	779	10.4
Gortat, Was.	82	238	611	849	10.4
Jokic, Den.	73	212	506	718	9.8
Valanciunas, Tor.	80	226	533	759	9.5
Thompson, Cle.	78	286	429	715	9.2
Antetokounmpo, Mil.	80	142	558	700	8.8
James, Cle.	74	97	542	639	8.6
Randle, LA-L	74	150	486	636	8.6
Durant, G.S.	62	39	474	513	8.3
Randolph, Mem.	73	182	416	598	8.2

STEALS PER GAME

	G	Stl	AVG
Green, G.S.	76	154	2.03
Wall, Was.	78	157	2.01
Paul, LA-C	61	119	1.95
Covington, Phi.	67	127	1.90
Butler, Chi.	76	143	1.88
Ariza, Hou.	80	147	1.84
Curry, G.S.	79	142	1.80
Leonard, S.A.	74	133	1.80
Rubio, Min.	75	128	1.71
McConnell, Phi.	81	134	1.65

MINUTES PER GAME

	G	Min	Avg
James, Cle.	74	2795	37.8
Lowry, Tor.	60	2244	37.4
Wiggins, Min.	82	3048	37.2
Butler, Chi.	76	2809	37.0
Towns, Min.	82	3031	37.0
Harden, Hou.	81	2947	36.4
Wall, Was.	78	2836	36.4
Davis, N.O.	75	2708	36.1
Lillard, Por.	75	2693	35.9
George, Ind.	75	2689	35.9

ASSISTS PER GAME

	G	Ass	Avg
Harden, Hou.	81	907	11.2
Wall, Was.	78	831	10.7
Westbrook, OKC.	81	840	10.4
Paul, LA-C	61	563	9.2
Rubio, Min.	75	682	9.1
James, Cle.	74	646	8.7
Teague, Ind.	82	639	7.8
Holiday, N.O.	67	488	7.3
Green, G.S.	76	533	7.0
Lowry, Tor.	60	417	7.0
Rondo, Chi.	69	461	6.7
Curry, G.S.	79	524	6.6
McConnell, Phi.	81	534	6.6
Payton, Ori.	82	529	6.5
Bledsoe, Pho.	66	418	6.3
Schroder, Atl.	79	499	6.3
Conley, Mem.	69	433	6.3
Batum, Cha.	77	456	5.9
Thomas, Bos.	76	448	5.9
Lillard, Por.	75	440	5.

FIELD GOAL PERCENTAGE

	FG	FGA	PCT
Jordan, LA-C	412	577	.714
Gobert, Utah	413	625	.661
Capela, Hou.	362	563	.643
Howard, Atl.	388	613	.633
Gortat, Was.	390	674	.579
Jokic, Den.	494	854	.578
Adams, OKC.	374	655	.571
Whiteside, Mia.	542	973	.557
Valanciunas, Tor.	391	702	.557
James, Cle.	736	1344	.548

FREE THROW PERCENTAGE

	FT	FTA	PCT
McCollum, Por.	268	294	.912
Thomas, Bos.	590	649	.909
Irving, Cle.	297	328	.905
Gallinari, Den.	349	387	.902
George, Ind.	336	374	.898
Curry, G.S.	325	362	.898
Lillard, Por.	488	545	.895
Bogdanovic, Bkn.-Was	217	243	.893
Belinelli, Cha.	150	168	.893
Paul, LA-C	232	260	.892

3-POINT FIELD GOAL PERCENTAGE

	3FG	3FGA	PCT
Korver, Atl.-Cle.	162	359	.451
Crabbe, Por.	134	302	.444
Ingles, Utah	123	279	.441
Porter, Was.	148	341	.434
Redick, LA-C	201	468	.429
Curry, Dal.	137	322	.425
McCollum, Por.	185	439	.421
Harris, Den.	107	255	.420
Babbitt, Mia.	87	210	.414
Thompson, G.S.	268	647	.414

BLOCKS PER GAME

	G	Blk	AVG
Gobert, Utah	81	214	2.64
Davis, N.O.	75	167	2.23
Turner, Ind.	81	172	2.12
Whiteside, Mia.	77	161	2.09
Porzingis, N.Y.	66	129	1.95
Antetokounmpo, Mil.	80	151	1.89
Jordan, LA-C	81	134	1.65
Lopez, Bkn.	75	124	1.65
Durant, G.S.	62	99	1.60
Ibaka, Ori.-Tor.	79	124	1.57

2016-17 NBA TEAM/INDIVIDUAL HIGHS & LOWS

TEAM HIGHS/LOWS

Field Goals -- 57, Golden State, vs. LAC, 1/28
 Fewest Field Goals -- 21, Dallas, vs. MEM, 11/18
 FG Attempts -- 128, New York, at ATL, 1/29 (4 OT)
 FG Attempts -- 109, Phoenix, at SAC, 4/11
 Fewest FG Attempts -- 62, Utah, vs. MEM, 1/28
 Field Goal Pct. -- .640, Brooklyn, at PHI, 4/4
 Lowest Field Goal Pct. -- .288, Dallas, vs. MEM, 11/18
 3-Pt. Field Goals -- 25, Cleveland, at ATL, 3/3
 3-Pt. FG Attempts -- 61, Houston, vs. NO, 12/16
 3-Pt. FG Pct. -- .700, Sacramento, at SA, 3/19
 Free Throws -- 42, Washington, at PHO, 3/7
 Fewest Free Throws -- 2, Indiana, at CHA, 3/6
 FT Attempts -- 53, Washington, at PHO, 3/7
 Fewest FT Attempts -- 3, Indiana, at CHA, 3/6
 Free Throw Pct. -- 1.000, (17 times, most recently) Minnesota, at UTA, 4/7
 Lowest Free Throw Pct. -- .176, Detroit, at NO, 3/1
 Off. Rebounds -- 26, Denver, at BKN, 12/7
 Off. Rebounds -- 26, Atlanta, vs. BKN, 3/26
 Fewest Off. Rebounds -- 1, (4 times, most recently) Brooklyn, at PHI, 4/4
 Def. Rebounds -- 51, Detroit, vs. PHO, 3/19
 Fewest Def. Rebounds -- 18, Memphis, at TOR, 11/30
 Rebounds -- 67, Chicago, at POR, 11/15
 Fewest Rebounds -- 25, (4 times, most recently) Philadelphia, at OKC, 3/22
 Assists -- 47, Golden State, vs. LAL, 11/23
 Fewest Assists -- 7, Toronto, at MIA, 3/11
 Personal Fouls -- 39, New York, at ATL, 1/29 (4 OT)
 Personal Fouls -- 36, Phoenix, vs. DEN, 1/28
 Fewest Personal Fouls -- 8, (4 times, most recently) Charlotte, vs. IND, 3/6
 Steals -- 20, Houston, vs. LAL, 12/7
 Turnovers -- 29, Denver, at WAS, 12/8
 Fewest Turnovers -- 3, Boston, vs. NY, 1/18
 Fewest Turnovers -- 3, Portland, vs. UTA, 4/8
 Blocks -- 15, San Antonio, vs. TOR, 1/3
 Points -- 149, Golden State, vs. LAL, 11/23
 Fewest Points -- 64, Dallas, vs. MEM, 11/18

INDIVIDUAL HIGHS

Minutes -- 60, Millsap, ATL vs. NY, 1/29 (4 OT)
 Minutes -- 46, Booker, PHO vs. UTA, 1/16
 Field Goals -- 21, Westbrook, OKC at ORL, 3/29 (OT)
 Field Goals -- 21, (3 times, most recently) Booker, PHO at BOS, 3/24
 FG Attempts -- 44, Westbrook, OKC vs. PHO, 10/28 (OT)
 FG Attempts -- 40, Booker, PHO at BOS, 3/24
 3-Pt. Field Goals -- 13, Curry, GS vs. NO, 11/7
 3-Pt. FG Attempts -- 19, Harden, HOU vs. DET, 4/7
 Free Throws -- 24, Booker, PHO at BOS, 3/24
 FT Attempts -- 26, Booker, PHO at BOS, 3/24
 Off. Rebounds -- 13, Gobert, UTA vs. NY, 3/22
 Def. Rebounds -- 20, Cousins, NO vs. SA, 3/3 (OT)
 Def. Rebounds -- 20, Jordan, LAC at NO, 12/28
 Def. Rebounds -- 20, Towns, MIN at HOU, 4/12
 Rebounds -- 25, Gobert, UTA at DAL, 1/20 (OT)
 Rebounds -- 25, Whiteside, MIA vs. ATL, 11/15
 Rebounds -- 25, Jordan, LAC at NO, 12/28
 Assists -- 22, Westbrook, OKC vs. PHO, 12/17
 Steals -- 10, Green, GS at MEM, 2/10
 Turnovers -- 12, Harden, HOU vs. TOR, 11/23
 Blocks -- 8, (3 times, most recently) Gobert, UTA at IND, 3/20
 Points -- 70, Booker, PHO at BOS, 3/24

2016-17 NBA ATTENDANCE TOTALS

Team	Home Attendance			Road Attendance		
	Games	Total	Average	Games	Total	Average
Atlanta Hawks	41	654,306	15,959	41	730,479	17,817
Boston Celtics	41	760,690	18,553	41	750,843	18,313
Brooklyn Nets	41	632,608	15,429	41	727,958	17,755
Charlotte Hornets	41	710,643	17,333	41	720,119	17,564
Chicago Bulls	41	888,882	21,680	41	739,359	18,033
Cleveland Cavaliers	41	843,042	20,562	41	779,880	19,021
Dallas Mavericks	41	811,366	19,789	41	718,291	17,519
Denver Nuggets	41	605,585	14,770	41	714,236	714,236
Detroit Pistons	41	655,141	15,979	41	725,680	17,700
Golden State Warriors	41	803,436	19,596	41	779,621	19,015
Houston Rockets	41	695,903	16,973	41	743,761	18,141
Indiana Pacers	41	684,578	16,697	41	731,786	17,848
Los Angeles Los Clippers	41	782,609	19,088	41	733,478	17,890
Los Angeles Lakers	41	776,917	18,949	41	745,860	18,192
Memphis Grizzlies	41	677,314	16,520	41	723,881	17,656
Miami Heat	41	805,400	19,644	41	730,566	17,819
Milwaukee Bucks	41	648,952	15,828	41	735,056	17,928
Minnesota Timberwolves	41	607,203	14,810	41	742,174	18,102
New Orleans Pelicans*	41	663,099	16,173	41	740,577	18,063
New York Knickerbockers	41	810,741	19,774	41	735,028	17,928
Oklahoma City Thunder	41	746,323	18,203	41	753,331	18,374
Orlando Magic	41	727,875	17,753	41	710,690	17,334
Philadelphia 76ers	41	710,557	17,331	41	705,569	17,209
Phoenix Suns	41	708,639	17,284	41	722,367	17,619
Portland Trail Blazers	41	792,029	19,318	41	719,788	17,556
Sacramento Kings	41	721,928	17,608	41	717,065	17,489
San Antonio Spurs	41	755,347	18,423	41	743,388	18,131
Toronto Raptors	41	813,050	19,830	41	734,953	17,926
Utah Jazz	41	806,142	19,662	41	705,701	17,212
Washington Wizards	41	697,107	17,003	41	735,927	17,949
Totals	1230	21,997,412	17,884	1230	21,997,412	17,884

**Note: New Orleans finished 24th in NBA Attendance (both total and average) and had 12 sellouts
 New Orleans, LA (Smoothie King Center)- Capacity 16,867*

2016-17 NBA HONOR ROLL

2016-17 NBA HONORS

Most Valuable Player

Russell Westbrook, Oklahoma City Thunder

Coach of the Year

Mike D'Antoni, Houston Rockets

Rookie of the Year

Malcolm Brogdon, Milwaukee Bucks

Most Improved Player

Giannis Antetokounmpo, Milwaukee Bucks

Defensive Player of the Year

Draymond Green, Golden State Warriors

Sixth Man Award

Eric Gordon, Houston Rockets

Sportsmanship Award

Kemba Walker, Charlotte Hornets

2016-17 ALL-NBA TEAM

FIRST TEAM

F LeBron James, CLE
 F Kawhi Leonard, SAS
 C Anthony Davis, NOP
 G James Harden, HOU
 G Russell Westbrook, OKC

SECOND TEAM

F Kevin Durant, GSW
 F Giannis Antetokounmpo, MIL
 C Rudy Gobert, UTA
 G Stephen Curry, GSW
 G Isaiah Thomas, BOS

THIRD TEAM

F Draymond Green, GSW
 F Jimmy Butler, CHI
 C DeAndre Jordan, LAC
 G DeMar DeRozan, TOR
 G John Wall, WAS

2016-17 ALL-DEFENSIVE TEAM

FIRST TEAM

Draymond Green, GSW
 Kawhi Leonard, SAS
 Rudy Gobert, UTA
 Chris Paul, LAC
 Patrick Beverley, HOU

SECOND TEAM

Andre Roberson, OKC
 Giannis Antetokounmpo, MIL
 Anthony Davis, NOP
 Tony Allen, MEM
 Danny Green, SAS

2016-17 ALL-ROOKIE TEAM

FIRST TEAM

Malcolm Brogdon, MIL
 Dario Saric, PHI
 Joel Embiid, PHI
 Buddy Hield, SAC
 Willy Hernangomez, NYK

SECOND TEAM

Jamal Murray, DEN
 Jaylen Brown, BOS
 Marquese Chriss, PHX
 Brandon Ingram, LAL
 Yogi Ferrell, DAL

2017 NBA DRAFT

FIRST ROUND

TEAM	PLAYER	POSITION	PRIOR TO NBA/COUNTRY
1. Philadelphia	Markelle Fultz	Guard	Washington/USA
2. Los Angeles Lakers	Lonzo Ball	Guard	UCLA/USA
3. Boston	Jayson Tatum	Forward	Duke/USA
4. Phoenix	Josh Jackson	Guard	Kansas/USA
5. Sacramento	De'Aaron Fox	Guard	Kentucky/USA
6. Orlando	Jonathan Isaac	Forward	Florida State/USA
7.Minnesota	Lauri Markkanen	Forward	Arizona/Finland
8. New York	Frank Ntilikina	Guard	SIG Strausbourg (France)/France
9. Dallas	Dennis Smith	Guard	North Carolina State/USA
10. Sacramento	Zach Collins	Center	Gonzaga/USA
11. Charlotte	Malik Monk	Guard	Kentucky/USA
12. Detroit	Luke Kennard	Guard	Duke/USA
13. Denver	Donovan Mitchell	Guard	Louisville/USA
14. Miami	Bam Adebayo	Center	Kentucky/USA
15. Portland	Justin Jackson	Forward	North Carolina/USA
16. Chicago	Justin Patton	Center	Creighton/USA
17. Milwaukee	D.J. Wilson	Forward	Michigan/USA
18. Indiana	T.J. Leaf	Forward	UCLA/Israel
19. Atlanta	John Collins	Forward	Wake Forest/USA
20.Portland	Harry Giles	Forward/Center	Duke/USA
21. Oklahoma City	Terrance Ferguson	Guard	Adelaide 36ers (Australia)/USA
22. Brooklyn	Jarrett Allen	Center	Texas/USA
23. Toronto	OG Anunoby	Forward	Indiana/United Kingdom
24. Utah	Tyler Lydon	Forward	Syracuse/USA
25. Orlando	Anzejs Pasecniks	Center	CB Gran Canaria (Spain)/Latvia
26. Portland	Caleb Swanigan	Forward	Purdue/USA
27. Brooklyn	Kyle Kuzma	Forward	Utah/USA
28. Los Angeles Lakers	Tony Bradley	Forward/Center	North Carolina/USA
29. San Antonio	Derrick White	Guard	Colorado/USA
30. Utah	Josh Hart	Guard	Villanova/USA

SECOND ROUND

TEAM	PLAYER	POSITION	PRIOR TO NBA/COUNTRY
31. Charlotte	Frank Jackson	Guard	Duke/USA
32. Phoenix	Davon Reed	Guard	Miami (FL)/USA
33. Orlando	Wesley Iwundu	Forward	Kansas State/USA
34. Sacramento	Frank Mason III	Guard	Kansas/USA
35. Orlando	Ivan Rabb	Forward	California/USA
36. Philadelphia	Jonah Bolden	Forward	FMP Beograd (Serbia)/Australia
37. Boston	Semi Ojeleye	Forward	SMU/USA
38. Chicago	Jordan Bell	Forward	Oregon/USA
39. Philadelphia	Jawun Evans	Guard	Oklahoma State/USA
40. New Orleans	Dwayne Bacon	Guard	Florida State/USA
41. Atlanta	Tyler Dorsey	Guard	Oregon/USA
42. Utah	Thomas Bryant	Forward	Indiana/USA
43. Houston	Isaiah Hartenstein	Forward/Center	Zalgiris Kaunas (Lithuania)/Germany
44. New York	Damyean Dotson	Guard	Houston/USA
45. Houston	Dillon Brooks	Forward	Oregon/Canada
46. Philadelphia	Sterling Brown	Guard	SMU/USA
47. Indiana	Ike Anigbogu	Center	UCLA/USA
48. Milwaukee	Sindarius Thornwell	Guard	South Carolina/USA
49. Denver	Vlatko Cancar	Forward	Mega Bemax (Serbia)/Slovenia
50. Philadelphia	Mathias Lessort	Forward/Center	Nanterre 92 (France)/France
51. Denver	Monte Morris	Guard	Iowa State/USA
52. New Orleans	Edmond Sumner	Guard	Xavier/USA
53. Boston	Kadeem Allen	Guard	Arizona/USA
54. Phoenix	Alec Peters	Forward	Valparaiso/USA
55. Utah	Nigel Williams-Gross	Guard	Gonzaga/USA
56. Boston	Jabari Bird	Guard	California/USA
57. Brooklyn	Aleksander Vezenkov	Forward	FC Barcelona (Spain)/Bulgaria
58. New York	Ognjen Jaramaz	Guard	Mega Bemax (Serbia)/Serbia
59. San Antonio	Jaron Blossomgame	Forward	Clemson/USA
60. Atlanta	Alpha Kaba	Forward/Center	Mega Bemax (Serbia)/France

ALL-TIME NBA STATISTICAL LEADERS

MOST GAMES PLAYED

Robert Parish	1,611
Kareem Abdul-Jabbar	1,560
John Stockton	1,504
Karl Malone	1,476
Kevin Garnett	1,462
Kevin Willis	1,424
DIRK NOWITZKI	1,394
Tim Duncan	1,392
Jason Kidd	1,391
Reggie Miller	1,389

MOST FT ATTEMPTED

Karl Malone	13,188
Wilt Chamberlain	11,862
Shaquille O'Neal	11,252
Moses Malone	11,090
Kobe Bryant	10,011
Kareem Abdul-Jabbar	9,304
Oscar Robertson	9,185
Jerry West	8,801
Michael Jordan	8,772
LeBRON JAMES	8,752

MOST ASSISTS

John Stockton	15,806
Jason Kidd	12,091
Steve Nash	10,335
Mark Jackson	10,334
Magic Johnson	10,141
Oscar Robertson	9,887
Isaiah Thomas	9,061
Gary Payton	8,966
ANDRE MILLER	8,582
CHRIS PAUL	8,251

MOST MINUTES PLAYED

Kareem Abdul-Jabbar	57,446
Karl Malone	54,852
Kevin Garnett	50,418
Jason Kidd	50,111
Elvin Hayes	50,000
DIRK NOWITZKI	48,673
Kobe Bryant	48,637
Wilt Chamberlain	47,859
John Stockton	47,764
Reggie Miller	47,619

MOST 3PT FIELD GOALS MADE

Ray Allen	2,973
Reggie Miller	2,560
JASON TERRY	2,242
Paul Pierce	2,143
JAMAL CRAWFORD	2,049
KYLE KORVER	2,049
VINCE CARTER	2,049
Jason Kidd	1,988
JOE JOHNSON	1,983
STEPHEN CURRY	1,917

MOST STEALS

John Stockton	3,265
Jason Kidd	2,684
Michael Jordan	2,514
Gary Payton	2,445
Maurice Cheeks	2,310
Scottie Pippen	2,307
Clyde Drexler	2,207
Hakeem Olajuwon	2,162
Alvin Robertson	2,112
Karl Malone	2,085

POINTS

Kareem Abdul-Jabbar	38,387
Karl Malone	36,928
Kobe Bryant	33,643
Michael Jordan	32,292
Wilt Chamberlain	31,419
DIRK NOWITZKI	30,026
LeBRON JAMES	28,787
Shaquille O'Neal	28,596
Moses Malone	27,409
Elvin Hayes	27,313

MOST 3PT FIELD GOALS ATT.

Ray Allen	7,429
Reggie Miller	6,486
JASON TERRY	5,895
JAMAL CRAWFORD	5,861
Paul Pierce	5,816
Jason Kidd	5,701
Kobe Bryant	5,546
VINCE CARTER	5,485
JOE JOHNSON	5,186
KYLE KORVER	4,754

MOST BLOCKED SHOTS

Hakeem Olajuwon	3,830
Dikembe Mutombo	3,289
Kareem Abdul-Jabbar	3,189
Mark Eaton	3,064
Tim Duncan	3,020
David Robinson	2,954
Patrick Ewing	2,894
Shaquille O'Neal	2,732
Tree Rollins	2,542
Robert Parish	2,361

MOST FIELD GOALS MADE

Kareem Abdul-Jabbar	15,837
Karl Malone	13,528
Wilt Chamberlain	12,681
Michael Jordan	12,192
Kobe Bryant	11,719
Shaquille O'Neal	11,330
Elvin Hayes	10,976
Hakeem Olajuwon	10,749
DIRK NOWITZKI	10,688
Alex English	10,659

MOST OFFENSIVE REBOUNDS

Moses Malone	6,731
Robert Parish	4,598
Buck Williams	4,526
Dennis Rodman	4,329
Charles Barkley	4,260
Shaquille O'Neal	4,209
Kevin Willis	4,132
Hakeem Olajuwon	4,034
Charles Oakley	3,924
Tim Duncan	3,859

MOST PERSONAL FOULS

Kareem Abdul-Jabbar	4,657
Karl Malone	4,578
Robert Parish	4,443
Charles Oakley	4,421
Hakeem Olajuwon	4,383
Buck Williams	4,267
Elvin Hayes	4,193
Clifford Robinson	4,176
Kevin Willis	4,161
Shaquille O'Neal	4,146

MOST FIELD GOALS ATTEMPTED

Kareem Abdul-Jabbar	28,307
Karl Malone	26,210
Kobe Bryant	26,200
Michael Jordan	24,537
Elvin Hayes	24,272
John Havlicek	23,930
Wilt Chamberlain	23,497
DIRK NOWITZKI	22,600
Dominique Wilkins	21,589
Kevin Garnett	21,142

MOST DEFENSIVE REBOUNDS

Kevin Garnett	11,453
Karl Malone	11,406
Tim Duncan	11,232
Robert Parish	10,117
Hakeem Olajuwon	9,714
Moses Malone	9,481
DIRK NOWITZKI	9,452
Kareem Abdul-Jabbar	9,394
Shaquille O'Neal	8,890
Patrick Ewing	8,855

MOST FREE THROWS MADE

Karl Malone	9,787
Moses Malone	8,531
Kobe Bryant	8,378
Oscar Robertson	7,694
Michael Jordan	7,327
Jerry West	7,160
DIRK NOWITZKI	7,104
Paul Pierce	6,918
Adrian Dantley	6,832
Kareem Abdul-Jabbar	6,712

MOST TOTAL REBOUNDS

Wilt Chamberlain	23,924
Bill Russell	21,620
Kareem Abdul-Jabbar	17,440
Elvin Hayes	16,279
Moses Malone	16,212
Tim Duncan	15,091
Karl Malone	14,968
Robert Parish	14,715
Kevin Garnett	14,662
Nate Thurmond	14,464

ALL-TIME NBA STATISTICAL LEADERS

HIGHEST SCORING AVERAGE

(400 Games or 10,000 Points Minimum)

Player	G	Pts	Avg
Michael Jordan	1,072	32,292	30.12
Wilt Chamberlain	1,045	31,419	30.07
Elgin Baylor	846	23,149	27.36
KEVIN DURANT	703	19,121	27.20
LEBRON JAMES	1,061	28,787	27.13
Jerry West	932	25,192	27.03
Allen Iverson	914	24,368	26.66
Bob Pettit	792	20,880	26.36
George Gervin	791	20,708	26.18
Oscar Robertson	1,040	26,710	25.68

HIGHEST FREE THROW PERCENTAGE

(1,200 FTM minimum)

Player	FTM	FTA	Pct
Steve Nash	3,060	3,384	.9043
Mark Price	2,135	2,362	.9039
STEPHEN CURRY	1,993	2,212	.9010
Rick Barry	3,818	4,243	.8998
Peja Stojakovic	2,237	2,500	.8948
Chauncey Billups	4,496	5,029	.8939
Ray Allen	4,398	4,920	.8939
Calvin Murphy	3,445	3,864	.8916
Scott Skiles	1,548	1,741	.8891
J.J. REDICK	1,421	1,600	.8881

HIGHEST FIELD GOAL PERCENTAGE

(2,000 FGM minimum)

Player	FGM	FGA	Pct
DEANDRE JORDAN	2,487	3,674	.6769
Artis Gilmore	5,732	9,570	.5990
TYSON CHANDLER	3,362	5,660	.5940
DWIGHT HOWARD	5,988	10,237	.5849
Shaquille O'Neal	11,330	19,457	.5823
Mark West	2,528	4,356	.5803
AMIR JOHNSON	2,339	4,073	.5743
Steve Johnson	2,841	4,965	.5722
Darryl Dawkins	3,477	6,079	.5720
James Donaldson	3,105	5,442	.5706

HIGHEST 3-POINT FIELD GOAL PERCENTAGE

(250 3FGM Minimum)

Player	3FGM	3FGA	Pct
Steve Kerr	726	1,599	.4540
Hubert Davis	728	1,651	.4409
STEPHEN CURRY	1,917	4,379	.4378
Drazen Petrovic	255	583	.4374
Jason Kapono	457	1,054	.4336
Tim Legler	260	603	.4312
KYLE KORVER	2,049	4,754	.4310
STEVE NOVAK	575	1,337	.4301
Steve Nash	1,685	3,939	.4278
B.J. Armstrong	436	1,026	.4250

TOP 100 ALL-TIME NBA CAREER SCORERS

Player	YRS	G	PTS	AVG	Player	YRS	G	PTS	AVG	Player	YRS	G	PTS	AVG
Kareem Abdul-Jabbar	20	1560	38387	24.6	Walt Bellamy	14	1,043	20,941	20.1	World B. Free	13	886	17,955	20.3
Karl Malone	19	1476	36,928	25.0	Bob Pettit	11	792	20,880	26.4	Calvin Murphy	13	1,002	17,949	17.9
Kobe Bryant	20	1346	33,643	25.0	David Robinson	14	987	20,790	21.1	Lou Hudson	13	890	17,940	20.2
Michael Jordan	15	1072	32,292	30.1	George Gervin	10	791	20,708	26.2	Chris Mullin	16	986	17,911	18.2
Wilt Chamberlain	14	1045	31,419	30.1	Mitch Richmond	14	976	20,497	21.0	Lenny Wilkens	15	1,077	17,772	16.5
DIRK NOWITZKI	19	1,394	30,260	21.7	Tom Chambers	16	1,107	20,049	18.1	Bailey Howell	12	950	17,770	18.7
LEBRON JAMES	14	1,061	28,787	27.1	Antawn Jamison	16	1,083	20,042	18.5	ZACH RANDOLPH	15	1,057	17,721	16.8
Shaquille O'Neal	20	1,207	28,596	23.7	JOE JOHNSON	16	1,221	20,033	16.4	Magic Johnson	13	906	17,707	19.5
Moses Malone	19	1,329	27,409	20.6	PAU GASOL	18	1,119	20,001	17.9	Shawn Marion	16	1,163	17,700	15.2
Elvin Hayes	16	1,303	27,313	21.0	John Stockton	19	1,504	19,711	13.1	Rolando Blackman	13	980	17,623	18.0
Haakeem Olajuwon	18	1,238	26,946	21.8	Bernard King	14	874	19,655	22.5	Otis Thorpe	17	1,257	17,600	14.0
Oscar Robertson	14	1,040	26,710	25.7	Clifford Robinson	18	1,380	19,591	14.2	Jason Kidd	18	1,391	17,529	12.6
Dominique Wilkins	15	1,074	26,668	24.8	Walter Davis	15	1,033	19,521	18.9	Earl Monroe	13	926	17,454	18.8
Tim Duncan	19	1,392	26,496	19.0	Terry Cummings	18	1,183	19,460	16.4	Steve Nash	18	1,217	17,387	14.3
Paul Pierce	19	1,343	26,397	19.7	Bob Lanier	14	959	19,248	20.1	Kevin McHale	13	971	17,335	17.9
John Havlicek	16	1,270	26,395	20.8	Eddie A. Johnson	17	1,199	19,202	16.0	Michael Finley	16	1,103	17,306	15.7
Kevin Garnett	21	1,462	26,071	17.8	Gail Goodrich	14	1,031	19,181	18.6	Jack Sikma	14	1,107	17,287	15.6
Alex English	15	1,193	25,613	21.5	KEVIN DURANT	10	703	19,121	27.42	Kevin Willis	21	1,424	17,253	12.1
Reggie Miller	18	1,389	25,279	18.2	Reggie Theus	13	1,026	19,015	18.5	Jeff Malone	13	905	17,231	19.0
Jerry West	14	932	25,192	20.7	Dale Ellis	17	1,209	19,004	15.7	CHRIS BOSH	13	893	17,189	19.2
Patrick Ewing	17	1,183	24,815	21.0	Scottie Pippen	17	1,178	18,940	16.1	Chris Webber	14	831	17,182	20.7
VINCE CARTER	19	1,347	24,555	18.2	Cliff Walker	13	1,032	18,831	18.2	Grant Hill	18	1,026	17,137	16.7
Ray Allen	18	1,300	24,505	18.9	Isiah Thomas	13	979	18,822	19.2	Bob Cousy	14	924	16,960	18.4
Allen Iverson	14	914	24,368	26.7	Bob McAdoo	14	852	18,787	22.1	Elton Brand	17	1,058	16,827	15.9
CARMELO ANTHONY	14	976	24,156	24.8	JASON TERRY	18	1,359	18,715	13.8	Buck Williams	17	1,307	16,784	12.8
Charles Barkley	16	1,073	23,969	22.1	TONY PARKER	16	1,143	18,522	16.6	Latrell Sprewell	13	913	16,712	18.3
Robert Parish	21	1,611	23,334	14.5	Mark Aguirre	13	923	18,458	20.0	DWIGHT HOWARD	13	954	16,652	17.5
Adrian Dantley	15	955	23,177	24.3	Dolph Schayes	15	996	18,438	18.5	Nate Archibald	13	876	16,481	18.8
Elgin Baylor	14	846	23,149	27.4	Rick Barry	10	794	18,395	23.2	Jerry Stackhouse	18	970	16,409	16.9
Clyde Drexler	15	1,086	22,195	20.4	Tracy McGrady	15	938	18,381	19.6	Joe Dumars	14	1,018	16,401	16.1
Gary Payton	17	1,335	21,813	16.3	Julius Erving	11	836	18,364	22.0	James Worthy	12	926	16,320	17.6
Larry Bird	13	897	21,791	24.3	Glen Rice	15	1,000	18,336	18.3	Stephon Marbury	12	846	16,297	19.3
Hal Greer	15	1,122	21,586	19.2	Dave Bing	12	901	18,327	20.3					
DWYANE WADE	14	915	21,317	23.3	JAMAL CRAWFORD	17	1,182	18,084	15.3					

MEDIA



FOLLOWING THE PELICANS

Pelicans On FOX Sports New Orleans

The New Orleans Pelicans and FOX Sports New Orleans will begin their sixth year of bringing a variety of both home and road games into the homes of the Greater New Orleans area and Gulf South region. FSNO will broadcast 75 regular season games and is available statewide on cable and satellite providers. With the continuation of the affiliation comes a return to the broadcast team, with Joel Meyers (Play-by-Play), former New Orleans Player David Wesley (Color Analyst) and Jennifer Hale (Sideline Reporter) all in their fourth year broadcasting games. Included will be a live 30-minute pre and post-game show as well as additional programming.



FSNO can be found locally on Cox (Channel 1038), Charter (Channel 810), DirectTV (Channel 676) and Dish Network.

Radio Network Flagship Station - WRNO 99.5 FM

WRNO 99.5 FM in New Orleans will broadcast all 82 regular season games and four preseason matchups as the Pelicans enter the third year of the multi-season agreement with iHeartMedia. Sean Kelley is in his 13th season as the radio voice of the Pelicans, while John DeShazier is in his sixth season as color analyst along with Studio Host Daniel Sallerson. Kelley, DeShazier & Sallerson will also host The Alvin Gentry Show to air weekly on Thursday nights.



2017-18 RADIO AFFILIATES

Flagship

New Orleans
WRNO 99.5-FM

Louisiana Affiliates

Alexandria
KDBS 1410-AM

Baton Rouge
WEMX 94.1-FM

Franklin
KFRA 1390-AM

Lake Charles
KZWA 104.9 FM

Larose
KLRZ 100.3-FM

Morgan City
KBZE 105.9-FM

New Iberia/Lafayette
KANE 1240-AM

Ruston/Monroe
KNBB 97.7-FM

Tululaha
KTJZ 97.5-FM

Thibodaux
KTIB 640-AM

Mississippi Affiliates

Columbia
WCJU 104.9-FM

Gulfport/Biloxi
WBUV 104.9-FM

COVERING THE PELICANS



JEFF DUNCAN
Times-Picayune
Columnist



WILL GUILLORY
Times-Picayune
Beat Writer



ROD WALKER
The Advocate
Columnist



SCOTT KUSHNER
The Advocate
Beat Writer



BRETT MARTEL
AP Reporter



BOB STEINFELD
FSNO Producer



GARY KIRBY
FSNO Director



CAMERON GALLOWAY
FSNO Associate Producer



GREG BENSEL

SENIOR VICE PRESIDENT OF COMMUNICATIONS & BROADCASTING

With responsibilities that include serving as the team's official spokesman, overseeing all internal and external communications and being the primary liaison between the club and national and local media, Senior Vice President of Communications & Broadcasting Greg BenseL enters his 20th season with the Saints. In addition to overseeing all communications efforts for the Saints, BenseL also serves in the same role for the NBA's New Orleans Pelicans, where he has served in this capacity since 2012.

In addition to his duties with both the Saints and Pelicans, BenseL also manages the communications efforts of Owner Tom Benson's community giving and business enterprises.

BenseL was promoted to vice president in 2006 after serving for nine seasons as director of media & public relations. In addition to managing his staff, his duties include working with the NFL's network media partners, media operations for home and away games and planning the long-range public relations initiatives for the club.

BenseL has also worked on the NFL public relations staffs for Super Bowl XXXII, XXXIII and XXXVI.

Prior to joining the Saints, BenseL was director of media relations for the Super Bowl XXXI Host Committee and the Greater New Orleans Sports Foundation. He has also served on the media committee for the NCAA Men's Final Four, the SEC Men's Basketball Tournament and the Sugar Bowl.

A New Orleans native who graduated from Jesuit High School and Tulane University, BenseL started his professional career as a media relations administrator for the PGA of America in Palm Beach Gardens, Fla., where he served on the public relations staffs for the 1991 PGA Championship, the 1991 Senior PGA Championship and the 1991 Ryder Cup.



JOEL MEYERS

TELEVISION PLAY-BY-PLAY ANNOUNCER

Entering his fifth season with the New Orleans Pelicans as the team's television play-by-play announcer, Joel Meyers brings over 25 years of broadcast experience to the organization. Meyers came to New Orleans after six seasons as the Los Angeles Lakers' TV Play-By-Play announcer (2005-11) and two as the Lakers' radio play-by-play announcer (2003-2005). Meyers won two Emmy awards in his time as L.A.'s TV play-by-play man and previously served four years as the voice of San Antonio Spurs' television broadcast before joining the Lakers.

Having worked for ESPN over more than a decade calling college football, college basketball and professional golf, Meyers has also worked for NBC covering the NFL, two Olympic Games as well as the NBA and professional golf.

In addition, Meyers has worked Sunday nights for CBS/WestwoodOne for the past 10 years and will continue to call NFL action while also calling Big 12 college football on FSN every Saturday night.

A St. Louis native, Meyers attended the University of Missouri.



DAVID WESLEY

TELEVISION COLOR ANALYST

David Wesley enters his fifth season on the Emmy Award-Winning New Orleans Pelicans broadcast crew as a color analyst. Prior to returning to launch his broadcast career before the 2012-13 season, Wesley spent past two seasons as an assistant coach for the NBA G League's Texas Legends following a 14-year NBA career. First landing with the Nets as an undrafted free agent for the 1993-94 season, Wesley went on to spend time with the Boston Celtics (1994-97), Charlotte/New Orleans Hornets (1997-2005), Houston Rockets (2005-2006) and finally the Cleveland Cavaliers (2006-07). Wesley was a member of the inaugural New Orleans Hornets roster.

During his career, the 6'0" shooting guard recorded career numbers of 12.5 points, 4.4 assists and 2.5 rebounds. He did not miss a game for three consecutive seasons between 1998-99 and 2000-2001 and also played all 82 games in 1995-96. He finished fourth in the NBA in three-point field goal percentage in 2002-03 and participated in the 2003 Three Point Shootout contest at All-Star Weekend.

Upon retiring in 2007, Wesley ranked second all-time (behind Moses Malone) in NBA history among undrafted players with 11,842 career points.

Born in San Antonio, Texas, Wesley attended Longview High School. He played one year of basketball at Temple College before transferring to Baylor University for his last three years. Wesley finished his college career at Baylor in '92.



JEN HALE

TELEVISION SIDELINE REPORTER

Jen Hale returns as the Pelicans' sideline reporter on FOX Sports New Orleans broadcasts, in addition to her duties as a sideline reporter for the NFL on Fox and a contributing writer for FoxSports.com. Hale is an award-winning sports journalist, who began her career as a political reporter and news anchor, before returning to her passion of sports as a sports anchor for WVUE, Fox 8.

She has won multiple Edward R. Murrow Emmy, and AP awards throughout her career.

Born in New Orleans, Jen grew up in Mobile, Ala., where she ran track, played softball and was a competitive gymnast. She returned to Louisiana to attend LSU's Honors College where she majored in Political Science. Jen was a captain of the LSU Cheerleading Squad, Miss LSU, LSU Homecoming Queen, a member of Delta Zeta Sorority and the Golden Key Honor Society.

Jen earned her Master of Science in broadcast journalism from Northwestern University in Chicago. She also attended The Fund for American Studies' Institute on Political Journalism at Georgetown University and completed a certificate on Irish Culture and Politics at University College Dublin in Ireland.

Jen published her first book, *Historic Plantations of Alabama's Black Belt*, in 2009 and is now working on her second publication.

She is also a RIAS Commission Fellow, spending several weeks in Germany and Belgium studying the German and European Union systems of government, press and trade.

Philanthropy is a big part of Jen's life. From volunteering at Lafayette Academy Charter School, to serving on advisory board for the Son of a Saint organization, to returning to Baton Rouge to emcee the Miss LSU pageant, which benefits Alzheimer's research and the Speech and Hearing Impaired Foundation, Jen is very active in the community. In 2015, Hale launched Sideline Pass, an organization aimed at educating and empowering young women to become strong, confident and successful leaders in a variety of fields.

Jen is a proud resident of the historic French Quarter. She enjoys running, cycling, cross fit and TRX. She also loves to ski and surf when vacations allow.



SEAN KELLEY

RADIO PLAY-BY-PLAY ANNOUNCER

Sean Kelley enters his 12th season as the radio play-by-play voice of the New Orleans Pelicans in 2016-17. In addition to his duties with the Pelicans, he also serves as the host of The Black and Blue Report, a 30-minute online radio show that focuses on news surrounding the Pelicans and Saints organizations, including exclusive interviews with players, coaches and executives from both franchises.

Prior to joining the Pelicans full time, Kelley spent two seasons as the primary radio studio host while also doing occasional play-by-play work in a fill-in role on the team's

radio broadcasts.

Kelley served as the voice of the Tulane Green Wave from 2002-2005. While in that role, he provided play-by-play for the school's football, basketball and baseball action. He was also the host of the Tulane coach's television and radio shows. In addition to his work at Tulane, Kelley filled in as both radio play-by-play announcer and public address announcer for the New Orleans Zephyrs, the city's AAA baseball franchise.

Prior to his work with Tulane, Kelley was with KFRU-AM in Columbia, Mo., from 1998-2002. He was the station's sports director, anchor and host while doing play-by-play for the University of Missouri baseball team and also spent two years as the pre-game, halftime and post-game host for the Missouri Tiger Radio Network. Kelley's broadcast experience during that time also included work on the prep circuit announcing football and basketball on radio and television in Missouri and Illinois.

Kelley earned a degree in broadcast journalism from Southern Illinois University. He provided play-by-play for the Southern Illinois baseball and women's basketball teams from 1996-1998 and also spent time as sports director, anchor and host at WTOG-FM in Carbondale, Ill. Throughout his career, Kelley has worked as a talk show host, anchor and reporter at various special events, including the ACC Basketball Tournament. Away from basketball, Kelley serves as a firefighter with St. Tammany Parish Fire District 13.



JOHN DESHAZIER

RADIO COLOR ANALYST

John DeShazier enters his fifth season with the Pelicans radio broadcast team. DeShazier will serve as the color analyst on Pelicans radio broadcasts. In addition to his Pelicans duties, DeShazier is the primary writer for NewOrleansSaints.com and serves as a co-host of The Black and Blue Report, a 30-minute online radio show that focuses on news surrounding the Pelicans and Saints organizations.

Prior to joining the Pelicans, DeShazier was a general sports columnist and sports writer for The Times-Picayune newspaper in New Orleans, from 1992-2012. During

those 20 years he covered and opined on local and state teams and also covered and opined on events including the NBA Finals, the Super Bowl, the NBA All-Star Game, the NCAA Final Four, the BCS National Championship Game and the Sugar Bowl.

Four times, he was honored by the Louisiana Sports Writers Association as having written the top high school or pro sports column in the state and once, by the Louisiana/Mississippi Associated Press Managing Editors for having written the top sports column.

A native of Macon, Ga., DeShazier graduated from Georgia College and State University in Milledgeville, Ga., in 1989 with a Bachelor of Science degree in Journalism.

He has been a member of the Phi Beta Sigma Fraternity, Inc., since 1985, and is active in the New Orleans graduate chapter, Theta Beta Sigma.



DANIEL SALLERSON

RADIO BROADCASTING MANAGER/STUDIO HOST

Daniel Sallerson enters his seventh season as the radio broadcasting manager/studio host for the New Orleans Pelicans in 2017-18. In addition to managing the Pelicans Radio Network, he also serves as the producer/co-host of The Black and Blue Report, a 30-minute online radio show that focuses on news surrounding the Pelicans and Saints organizations and The Alvin Gentry Show, a 30-minute radio show each week featuring Pelicans Head Coach Alvin Gentry.

Prior to joining the Pelicans full time, Sallerson spent one season as the radio intern for the Orlando Magic. Sallerson earned a degree in multimedia communication from Georgia Southern University.



JIM EICHENHOFER

PUBLICATIONS AND NEW MEDIA MANAGER

Jim Eichenhofer begins his 12th full season with the Pelicans as publications and new media manager, serving as the primary writer for Pelicans.com.

Since coming to the NBA in 2005, he has organized and directed many of the multi-team features that have appeared on NBA.com and individual team websites.

Prior to joining the Pelicans, Eichenhofer was a sportswriter for daily newspapers in Geneva, N.Y., and Auburn, N.Y., earning an Associated Press award for column writing. He has written over 100 feature articles for national basketball magazines SLAM, Inside Stuff and HOOP, interviewing and profiling NBA players such as Yao Ming, Chris Bosh, Tony Parker and Kevin Durant. He's written magazine articles on New Orleans players including Anthony Davis, Tyson Chandler, Greivis Vasquez and Carl Landry. In addition to those national magazine assignments, he's written player and team features for the NBA All-Star Game and NBA Finals official programs. He has also appeared as a guest on NBA TV.

Eichenhofer is a native of Waterloo, N.Y. and graduate of Ithaca (N.Y.) College.



JORDY SPITALE

CORPORATE COMMUNICATIONS COORDINATOR

Jordy Spitale enters his second season with the New Orleans Pelicans Basketball Communications department, his first as Corporate Communications Coordinator. He transitioned to his current role after serving as intern with the Pelicans during the 2016-2017 season. Spitale is responsible for the day-to-day operations of both the Pelicans and Saints corporate communications efforts, including marketing, community relations, digital media and business development.

Spitale is a native of New Orleans and attended Louisiana State University, where he majored in Sports Administration with a minor in Leadership. Prior to receiving his undergraduate degree, Spitale attended Brother Martin High School.



DOUG TATUM

EXECUTIVE DIRECTOR OF DIGITAL MEDIA

Doug Tatum enters his fifth season with the New Orleans Pelicans as the Executive Director of Digital Media. Tatum oversees the direction of all digital media properties and the support staffs for both the Pelicans and the New Orleans Saints, including all social media accounts and all team related mobile platforms.

Prior to joining the Pelicans, Tatum served 13 years, first as deputy then as lead sports editor, for the state's largest newspaper, The Times-Picayune. Tatum helped usher NOLA.com through a transition phase that saw the reduction of The Times-Picayune from a daily newspaper to a more digitally focused endeavor. Tatum was part of The Times-Picayune staff that received two Pulitzer Prizes for its coverage of Hurricane Katrina and its aftermath. Under his guidance, the sports staff of The Times-Picayune earned numerous state, regional and national awards for its work.

Tatum, a 1992 graduate of Western Kentucky University and native of Louisville, also previously served as an editor at The Cincinnati Enquirer and The (Louisville) Courier-Journal.

DIGITAL MEDIA



ALEX RESTREPO
Director of Social Media



BETH BLACKBURN
Digital Marketing Manager



LAYNE MURDOCH
Digital Media Video/
Photography Manager



ASHLEY AMOSS
Videographer



BRENDAN HASSETT
Videographer



CAROLINE GONZALEZ
Digital Media Coordinator



ANDY WEILBACHER
Digital Developer



KALI EDSALL
Social Media Intern



MATT RYAN
DIRECTOR OF BASKETBALL COMMUNICATIONS

Matt Ryan enters his sixth season as the Director of Basketball Communications for the New Orleans Pelicans. Ryan oversees many of the daily aspects of the department such as the media guide, credentialing, writing news releases, fulfilling player and staff interview requests both locally and nationally, while maintaining statistical upkeep of player performances. As Director, Ryan represents the department on all team travel including road trips, All-Star events, Summer League and the NBA Draft. He transitioned to the department in 2012 after beginning his career with the New Orleans Saints communications department prior to the 2011 season. Ryan is a New Orleans native who graduated from Jesuit High School and Tulane University.



WILL MCCLARAN
BASKETBALL COMMUNICATIONS MANAGER

Will McClaran enters his fourth season with the New Orleans Pelicans Basketball Communications department. McClaran is the department's primary game notes writer and is responsible for writing news releases, maintaining team statistical databases, organizing game day operations, fulfilling external and internal media requests and accompanying the organization on team travel.

Prior to joining the Pelicans, McClaran served as the Director of Public and Community Relations for the Maine Red Claws of the NBA G League. Not a stranger to New Orleans, McClaran was a Basketball Communications Intern with the franchise during the 2008-09 season.

A native of Portland, Maine, McClaran holds Bachelor's and Master's degrees in Sport Management from Nichols College (Dudley, Mass.), where he currently serves on the program's advisory board.



CHRIS TRAHANT
BASKETBALL COMMUNICATIONS & BROADCASTING COORDINATOR

Chris Trahant enters his fifth season with the New Orleans Pelicans Basketball Communications department, his fourth as Pelicans Basketball Communications & Broadcasting Coordinator. Trahant is responsible for assisting with the composition and editing of the media guide and game notes, creating and maintaining a database for all media and staff credentials, and assisting with the execution of day-to-day basketball communications responsibilities, as well as accompanying the organization on team travel.

Trahant will also fulfill broadcasting duties that include serving as the team's liaison with Fox Sports New Orleans and individual team departments with regards to local and national TV broadcasts.

He transitioned fully to the department prior to the 2014-15 season after serving as New Orleans Saints/Pelicans Communications Intern for the 2013-14 season. Trahant is a New Orleans native who graduated from Jesuit High School and Louisiana State University.



COURTNEY FUNCHESS
Basketball Communications Intern

Media Credentials

Single game requests should be directed to the Pelicans communications office no later than noon the day before the game you wish to cover. First-time requests must be in written form on company letterhead and received by the aforementioned deadline. Because of limited press seating, credentials and/or media seating cannot be guaranteed. Credentials are good for admittance to the press room, dining area, locker rooms and seating areas and may be picked up at the press entrance (located at the loading dock entrance, which is across the street from Lot #4 at the Smoothie King Center). Credentials must be worn at all times and are non-transferable. Any unauthorized use will subject the bearer to ejection from the arena and the forfeiture of the credential. An autograph request by a media member will also result in the forfeiture of the credential.

International Media Policy

Media representing an organization with affiliations located outside Canada or the United States must contact NBA International at (212) 407-8000 to arrange credentials. Please do not contact the Pelicans media relations department. Additional information on international media policies can be obtained from the NBA League Office.

Press Parking/Press Gate

Working media should park in Lot #4 (off of Girod Street) and cross the street to enter the Smoothie King Center through the doors by the loading dock. You will be able to pick up your credential at a table in front of the security office windows upon entering the arena. Your name will be on a parking list held by the security guard at the entrance of the lot.

Media Work Room

The media work room is located at the west end of the arena to the right of the loading dock areas and is open four hours before game time. Media work room usage will be limited to the working media and game staff only. Telephones, fax service, internet access, game notes, statistics, quotes and out-of-town scores are available in this area. Please use common courtesy in securing a quiet working environment in the media work room.

Smoothie King Center Press Seating

Print media press seating is located above Sections 120 and 121 of the Smoothie King Center. To access these seats from the media work room, walk out to the court, across the baseline, and up the stairs between Sections 122 and 123. Visiting sideline reporters and advance team scouts will be seated on the baseline closest to the visitor's bench in front of Section 121. Auxiliary press seating for media members and NBA team scouts is located above Section 124.

Photographers

Season passes will be provided to accredited photographers from New Orleans area daily newspapers and television stations who plan on covering at least 30 of the 41 regular season home games. Weekly newspaper photographers will be handled on an individual game basis. Photographers must be on assignment for a publication to be credentialed. Limited space is available at each end of the court for both television and still photographers. Photographers must stay in the designated area. Photographers may not sit on equipment cases and live television cameras have first priority on location and right of way. All NBA league rules regarding photography apply.

Internet Access

Wireless and hard line internet access is available in the media work room as well as the press seating areas. To request a hard line for internet, please contact a member of the Pelicans basketball communications staff.

Pre and Post-Game Interviews

In accordance with NBA policy, the locker rooms are open to members of the media from 75 minutes until 45 minutes before the game and within 10 minutes after the game. Players from both teams are available for interviews at those times. Only working members of the media with valid credentials will be admitted to the locker room. Your cooperation is requested in maintaining a professional atmosphere in the locker room for pre and post-game interviews. Per NBA policy, still photography and use of cellular phones in the locker room is prohibited. Head Coach Alvin Gentry will be available 105 minutes prior to tip-off outside the team's locker room. The opposing head coach will be available 90 minutes prior to the game outside the visiting locker room. Both head coaches will address the media approximately 10 minutes following the game outside of their respective locker rooms.

NBATV Arena Link Room

The NBATV Arena Link room at the Smoothie King Center is stationed next to the Pelicans player entrance. Should you need to utilize the Arena Link system, please contact a member of the Pelicans basketball communications department.

Live Shots

Television stations wishing to conduct live shots may do so pre and post-game. Live shots may be staged courtside along either baseline behind the designated photographer areas. Pre-game live shots must conclude no later than 30 minutes prior to the scheduled start of the game.

Game Notes and Statistics

Game notes and additional press materials are available in the press room four hours before each game. Statistics are distributed to the working media during the game and are also available in the press room. Post-game notes and quotes are distributed a short time following the completion of the game. In an effort to reduce our paper consumption, in-game statistics for print media, as well as post-game notes and quotes, will be distributed via email. Box scores and game books will be available in the media workroom. Statistics monitors are provided for television and radio broadcasts as well as for print and television media.

Injury Reports/Updates

Reports and updates on players who are injured during a game will be distributed by the Pelicans basketball communications department. Additionally, please follow @PelicansPR on twitter for in-game reports and updates.

Meals

A complimentary pre-game meal is served in the media room at the Smoothie King Center three hours before each game. Beverages and snacks are available in the press room at halftime and post-game.

Practice Policy

The Pelicans practice at the Ochsner Sports Performance Center, located at 5800 Airline Drive in Metairie, LA. Media should enter through the press entrance of the building (posted on the doors, located adjacent to the main entrance) and park in the general parking lot. Practices are closed to the public. The final 15 minutes of practice will be open to the media. Head Coach Alvin Gentry and players are available immediately following practice for interviews. Please contact the Pelicans basketball communications department to confirm practice times and the availability of the players and coaches. One-on-one interviews should be scheduled in advance with the Pelicans communications department.

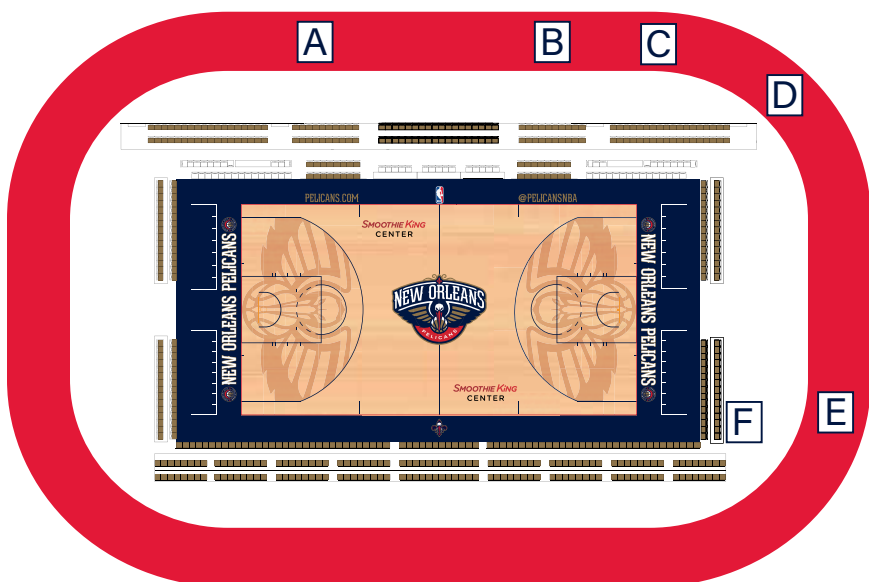
Directions From Louis Armstrong New Orleans International Airport to the Smoothie King Center

Follow airport access road to I-10 East. Go approximately eight miles, stay in the right lanes at I-10/I-610 split (after Bonnabel Blvd. Exit) and follow I-10 Eastbound towards downtown New Orleans. Go approximately three miles after the split, stay in the middle lanes and take the Superdome Exit. Turn right at the end of the ramp onto Girod Street. The arena is in the first block on your right. Driving time is approximately 30 minutes, but allow 45 minutes during rush hour.

Directions From Downtown New Orleans to the Ochsner Sports Performance Center

Take I-10 westbound towards Baton Rouge. Exit 226 for Clearview Parkway South towards the Huey Long Bridge. Merge on to Clearview Parkway and turn right on to Airline Drive. Destination is 1.1 miles up Airline on the left hand side at the intersection of Elise Avenue. The duration of the trip is approximately 20 minutes. Please see above practice policy for parking and entrance instructions.

ARENA MAP - MEDIA



A	Pelicans Locker Room
B	Visiting Locker Room
C	NBA TV Arena Link Studio
D	Media Work Room/Dining
E	Media Entrance
F	Media Seating for Visiting TV Sideline Reporter, NBA Scouts

MISCELLANEOUS



SMOOTHIE KING CENTER



SEATING CAPACITIES

Basketball: 18,500 (16,867 for Pelicans)
Concert (end stage): 17,000

A center stage for all forms of entertainment, the Smoothie King Center is home to the Pelicans and is the setting for some of the music industry's top performers and acts. The 16-year-old arena (opened October 29, 1999) stands tall in the colorful mix of downtown New Orleans and is connected by two pedestrian ramps to the magnificent Mercedes-Benz Superdome. Built for \$112 million, the facility is managed by SMG, which provides facility services to 189 venues worldwide. With a seating capacity of 18,500 (16,867 for Pelicans games), the Arena contains 56 executive suites, HUB Club including 140 seats, and 2,800 club seats, maintaining and providing personal amenities specific to each suite. The Arena provides numerous amenities at various locations for the convenience of its patrons: 24 permanent stands for food and beverage, three permanent stands for merchandise, 18 women's restrooms and 14 men's restrooms on public concourses and a 5,000-car Superdome garage adjacent to the Arena. All seating and access are in compliance with ADA regulations.

IMPROVEMENTS

The Smoothie King Center recently underwent \$50 million in renovations. The first phase of upgrades, which was completed before the start of the 2013-14 season, include new club locations, an internal bandstand/bar area, suite renovations, interior club renovations, as well as the creation of exterior club space, expansion of the existing Courtside Club as well as the popular Hub Club, a new VIP area, a limited access Chairman's Club, a grand new lobby, and expanded locker rooms. The second phase included exterior work and was finished prior to start of the 2014-15 season. The third phase, which was completed prior to the start of the 2015-16 season, was highlighted by a new, state-of-the-art video scoreboard.

LOCATION

The Smoothie King Center is located in downtown New Orleans, at the foot of a ramp from Interstate 10, the Mississippi River Bridge approach and the Pontchartrain Expressway; connected by two pedestrian ramps to the Mercedes-Benz Superdome.

MANAGEMENT

Headquartered in Philadelphia, SMG provides facility services to 189 venues in 41 states, Puerto Rico, Canada and Europe, controls over 1.92 million entertainment seats worldwide, and manages over nine million square feet of exhibit space. For additional company information, visit www.smgworld.com.

CLUB SEATS

The Smoothie King Center has 2,800 club seats via seat licenses, all located in the middle sections of the lower bowl; 1,400 each side of the arena floor. All have oversized, cushioned seats with cup holders. Excellent access is provided to Club lounges (one on each side). Club seat holders have options for all Arena events.

EXECUTIVE SUITES

The Smoothie King Center has 56 executive suites; 16 have 18 theatre-style seats; all others have 12 theatre-style seats. Other amenities include a private concourse, refrigerators, wet bar, television sets with in-house TV and cable channels, access and membership to two club level lounges and preferred parking. The super suite remains one of the Arena's unique attributes. Named the HUB club (HUB International Ltd.), this super suite offers the convenience, comfort, and service of a private suite on a single-game basis. The HUB Club includes 140 seats and is newly furnished with the same plush carpeting, tables, chairs and TV monitors.

COURTSIDE CLUB

Accessed from the East Lobby on La Salle Street, the Courtside Club offers a lounge area, dining facilities, a patio area and a unique view of the team as it heads onto the court.

SCOREBOARDS/INFORMATION SYSTEM

The Smoothie King Center has a four-sided center-hung scoreboard and four Daktronics ProAd hustle boards located in each corner of the arena and monitors throughout the concourses, suites and private dining areas.

PRESS FACILITIES

Media facilities include lower bowl seating, a working press area, an interview area, dining area and provisions for uplink to satellite vans and state-of-the-art TV broadcast facilities.

LOCKER ROOMS

Along with the Pelicans locker room and visiting NBA locker room, the Smoothie King Center is equipped with three additional locker rooms along with six dressing rooms and three production offices.

CONCESSION STANDS

The Smoothie King Center has 24 permanent concession stands plus numerous other portable units for the sale of food, beverages and souvenir items.

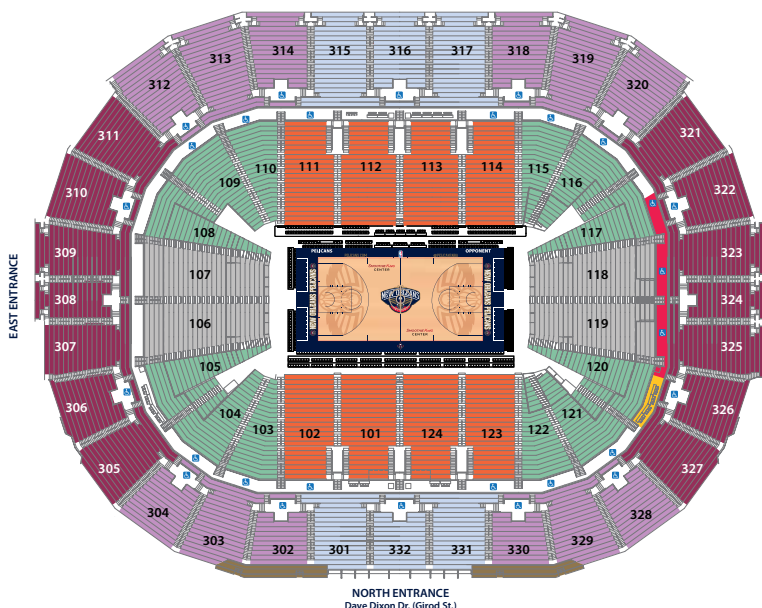
BOX OFFICE

The Smoothie King Center has full box office services, with 16 ticket windows at the main entrance on the Northwest corner of facility plus six additional windows on the East end of the building. The box office phone number is (504) 587-3822.

ARENA FLOOR

The Smoothie King Center floor has 24,650 square feet of column-free space; 290 ft. long by 85 ft. wide, with retractable seating units in one end zone.

TICKET MAP



OCHSNER SPORTS PERFORMANCE CENTER



LOCATION

5800 Airline Drive, Metairie, LA 70003

TELEPHONE

504-593-4700

The New Orleans Pelicans relocated to a brand new, state-of-the-art practice facility on the campus of the Ochsner Sports Performance Center prior to the start of the 2013-14 season. The Pelicans share the Ochsner Sports Performance Center with the NFL's New Orleans Saints at 5800 Airline Drive in Metairie, LA, the only such arrangement in major North American sports. The \$16 million, 50,000 square foot practice facility houses a 32,000 square foot practice area that features two full-sized basketball courts, offices for coaches and basketball operations staff, and a team theatre for film review. The building also includes a 12,000 square foot area that contains the Pelicans' locker room, players' lounge, barber shop, equipment room, and training room. Prior to the new facility, the team had operated at a temporary setup at the Alario Center, a public multipurpose facility in Westwego, La. after moving to New Orleans in 2002.



LOGOS / MARKS

PRIMARY LOGO



PARTIAL LOGO



WORDMARK

Inspired by French Quarter street signs.

FLEUR-DE-LIS

A most notable symbol of New Orleans, the Fleur-de-lis is also represented within the primary and secondary marks. Its roots lie within its French origin and the deep cultural heritage of our city and is thus displayed on the city's flag. The mark, however, came to mean much more after Hurricane Katrina devastated the region, and came to symbolize the heart and resolve of the city.

CRESCENT BASKETBALL

Coined the "Crescent City" in 1835, New Orleans derived its popular nickname as it was established along the semi-circle bend of the Mississippi River. The crescent shape is thereby represented in several of the marks.

SECONDARY LOGOS



"BIRD-DE-LIS"

Incorporates pelican, fleur-de-lis and crescent basketball.



CIRCULAR

Incorporates cultural reference to "Crescent City" more formally and includes fleur-de-lis and crescent basketball.



NOLA

Refers to New Orleans, LA and includes fleur-de-lis.

NEW ORLEANS PELICANS OFFICIAL COLORS

■ PELICANS NAVY
■ PELICANS GOLD*
■ PELICANS RED

PANTONE 289
PANTONE 872
PANTONE 186

100C/76M/12C/70Y
40C/48M/76Y/16K
91M/76Y/6K

22G/65B
180R/151G/90B
225R/58G/62B

**for alternative flat applications use Pantone 465*

Blue, gold and red are the colors represented in the flag of New Orleans.

PRIMARY - BLUE

Representative of the state flag of Louisiana. Traditionally represents liberty (as in the City of New Orleans flag).

SECONDARY - GOLD

The raucous embellishment and flourish that represents the spirited life of New Orleans. It's a color indicative of the city itself. It ties together this organization (shared color with the Saints), the rich and diverse history of the city and its culture of celebration. It's the color often found in the "crown" of pelicans and represented the championships we intend to win.

TERTIARY - RED

Red signifies fraternity, one blood or union, as with this team of players. It also represents the legend of the mother pelican pricking her own breast to feed her young in times of need, doing whatever it takes to endure. It's found on the throat of this powerful bird and provides a flash of intensity.

UNIFORMS

ASSOCIATION EDITION




ICON EDITION



STATEMENT EDITION



COURT DESIGN



NBA INFORMATION

New York

Olympic Tower
645 Fifth Avenue
New York, NY 10022
Telephone: (212) 407-8000
Fax: (212) 832-3861

New Jersey

100 Plaza Drive
Secaucus, NJ 07094
Telephone: (201) 865-1500
Fax: (201) 974-5973

NBA CITY

6068 Universal Boulevard
Orlando, FL 32819
Telephone: (407) 363-5919
Fax: (407) 370-3178

INTERNATIONAL

EUROPE

Headquarters - NBA EMEA
Endeavour House
189 Shaftesbury Avenue
London, United Kingdom WC2H 8JR
Telephone: 011-44-20-7420-8900

SPAIN

Pqe. Empresarial "La Finca"
Edif. 17A, 1a
28223 Pozuelo de Alarcon, Madrid, Spain
Telephone: 011-34-911-517-101
Fax: 011-34-911-517-120

AFRICA

6th Floor World Trade Center,
Cnr West Road South and Lower Road
Morningside 2196
Johannesburg, South Africa
Telephone: 011-27-87-940-1333

INDIA

Tower 1, 10th Floor
Indiabulls Finance Center
Senapati Bapat Marg Mumbai
Maharashtra 400013
Telephone: 011-91-22-6124-6100

LATIN AMERICA

Brazil

Av Borges de Medeiros, 633
Sala 303 - Leblon
Rio de Janeiro, RJ, Brazil 22430-041
Telephone: 011-55-21-3206-6400
Fax: 011-55-21-2586-6001

Mexico

Av Santa Fe 94, Torre A Piso 8
Colonia Zedec Santa Fe
Mexico City, Mexico 01210
Telephone: 011-52-55-88511159
Fax: 011-52-55-88511111

CANADA

50 Bay Street, Suite 1402
Toronto, Ontario
Canada M5J 3A5
Telephone: 416-682-2000
Fax: 416-364-0205

ASIA/PACIFIC

Hong Kong

Room 3101, The Lee Gardens
33 Hysan Avenue
Causeway Bay, Hong Kong
Telephone: 011-852-2843-9600
Fax: 011-852-2536-4808

Taiwan

Suite 1303, No. 88, Section 2
Chung Hsiao East Road
Taipei, Taiwan ROC 100
Telephone: 011-886-2-2397-8000
Fax: 011-886-2-2358-1098

Philippines

9/F Regus Office, Net Park
5th Avenue Fort Bonifacio Global City
Taguig, Philippines
Telephone: 011-63-2-795-2446

China—Beijing

19th Floor, Office Tower 2, China Central Place
No. 79 Jianguo Road, Chaoyang District
Beijing, China 100025
Telephone: 011-86-10-5200-8200
Fax: 011-86-10-5200-8202

China—Shanghai

Unit 2703-2708, 27F, Tower, 2, Plaza 66
1366 Nanjing West Road, Jing An District
Shanghai, China 200040
Telephone: 011-86-21-6137-2200
Fax: 011-86-21-6288-9920

2017-18 NBA G LEAGUE DIRECTORY



NBA G League Office
Olympic Tower
645 5th Avenue
New York, NY 10022
212-407-8700

Media Relations Contacts:
Joanna Shapiro (jshapiro@nba.com);
Mike Perrelli (mperrelli@nba.com)

Agua Caliente Clippers of Ontario

Tel: (909) 409-9090
Arena: Citizens Business Bank Arena
Media Relations Contact: TBD
NBA Affiliation: Los Angeles Clippers

Austin Spurs

13581 Pond Springs Road, Suite 108
Austin, TX 78729
Tel: (512) 236-8333; Fax: (512) 236-8444
Arena: H-E-B Center at Cedar Park
Media Relations Contact: Perri Travillion
(ptravillion@attcenter.com)
NBA Affiliation: San Antonio

Canton Charge

1101 Market Avenue North
Canton, OH 44702
Tel: (866) 444-1944; Fax: (330) 489-1703
Arena: Canton Memorial Civic Center
Media Relations Contact: Sean Wyatt
(swyatt@cantoncharge.com)
NBA Affiliation: Cleveland

Delaware 87ers

300 Martin Luther King Blvd, Ste. 200
Wilmington, DE 19801
Tel: (302) 504-7587; Fax: (302) 351-5370
Arena: Bob Carpenter Center
Media Relations Contact: Amanda Janczak
(ajanczak@sevens.com)
NBA Affiliation: Philadelphia

Erie BayHawks

110 East 8th Street
Erie, PA 16501
Tel: (814) 790-5600; Fax: (814) 790-5608
Arena: Erie Insurance Arena
Media Relations Contact: Billy Hartman
(billyhartman@nbaerie.com)
NBA Affiliation: Atlanta

Fort Wayne Mad Ants

1910 St. Joe Center Rd, Suite 61
Fort Wayne, IN 46825
Tel: (260) 469-4667; Fax: (260) 469-4674
Arena: Allen County War Memorial Coliseum
Media Relations Contact: Ryan Stevens
(rstevens@fortwaynehoops.com)
NBA Affiliations: Indiana

Grand Rapids Drive

40 Monroe Center NW, Suite 11
Grand Rapids MI 49503
Tel: (844) 473-7483
Arena: DeltaPlex Arena
Media Relations Contact: Sarah Parfet
Jbara (spj@nbagrandrapids.com)
NBA Affiliation: Detroit

Greensboro Swarm

2411 West Gate City Blvd
Greensboro, NC 27403
Tel: (336) 907-3600
Arena: Fieldhouse at Greensboro Coliseum
Media Relations Contact: TBD
NBA Affiliations: Charlotte

Iowa Wolves

730 3rd Street
Des Moines, Iowa 50309
Tel: (515) 564-8550; Fax: (515) 564-8551
Arena: Wells Fargo Arena
Media Relations Contact: Seth Nutting
(sethn@iowanba.com)
NBA Affiliations: Minnesota

Lakeland Magic

701 West Lime Street
Lakeland, FL 33815
Tel: (863) 825-3258; Fax: (863) 825-3279
Arena: RP Funding Center
Media Relations Contact: Ashley Foss
(afoss@lakelandmagic.com)
NBA Affiliation: Orlando

Long Island Nets

168 39th Street, 8th Floor
Brooklyn, NY 11232
Tel: (718) 215-2299; Fax: (718) 522-3544
Arena: NYCB Live's Memorial Coliseum
Media Relations Contact: Megan Walsh
(mwals@brooklynynets.com)
NBA Affiliation: Brooklyn

Maine Red Claws

550 Forest Avenue
Portland, ME 04102
Tel: 207-210-6655; Fax: 207-210-6659
Arena: Portland Exposition Building
Media Relations Contact: Evans Boston
(eboston@maineredclaws.com)
NBA Affiliation: Boston

Memphis Hustle

191 Beale Street
Memphis, TN 28103
Tel: (901) 205-1234; Fax: (901) 205-1244
Arena: The Landers Center
Media Relations Contact: Geoffrey Langham
(glangham@grizzlies.com)
NBA Affiliation: Memphis

Northern Arizona Suns

3201 N. Main Street
Prescott Valley, AZ 86314
Tel: (928) 772-7867
Arena: Prescott Valley Event Center
Media Relations Contact: Jake Withee
(jwithee@nazsuns.com)
NBA Affiliation: Phoenix

Oklahoma City Blue

208 Thunder Drive
Oklahoma City, OK 73102
Tel: (405) 208-4800; Fax: (405) 429-7900
Arena: Cox Convention Center
Media Relations Contact: Laila Wani
(lwani@okcthunder.com)
NBA Affiliation: Oklahoma City

Raptors 905

5600 Rose Cherry Place
Mississauga, ON L4Z4B6
Tel: (416) 815-5423; Fax: (416) 902-4311
Arena: Hershey Centre
Media Relations Contact: Stefano Toniutti
(stefano.toniutti@mlse.com)
NBA Affiliation: Toronto

Reno Bighorns

50 West Liberty Street, Ste. 201
Reno, NV 89501
Tel: (775) 853-8200
Arena: Reno Event Center
Media Relations Contact: Kyle Jones
(kjones@renobighorns.com)
NBA Affiliation: Sacramento

Rio Grande Valley Vipers

4500 North 10th Street, Suite 315
McAllen, TX 78504
Tel: (956) 972-1144; Fax: (956) 972-1150
Arena: State Farm Arena
Media Relations Contact: Anwar Chagollan
(anwar@rgvipers.com)
NBA Affiliation: Houston

Salt Lake City Stars

301 W. South Temple
Salt Lake City, UT 84101
Tel: (801) 325-2500
Arena: Bruin Arena at Lifetime Activities Center
Media Relations Contact: Gina Calvert
(gina.calvert@slcstars.com)
NBA Affiliation: Utah

Santa Cruz Warriors

903 Pacific Avenue, Suite 101
Santa Cruz, CA 95060
Tel: (831) 731-4396; Fax: (831) 466-3201
Arena: Kaiser Permanente Arena
Media Relations Contact: Massimo Degaudenzi
(massimo@santacruzbasketball.com)
NBA Affiliation: Golden State

Sioux Falls Skyforce

2131 South Minnesota Ave
Sioux Falls, SD 57105
Tel: (605) 332-0605; Fax: (605) 332-2305
Arena: Sanford Pentagon
Media Relations Contact: Mike Dykstra
(mdykstra@skyforceonline.com)
NBA Affiliation: Miami

2017-18 NBA G LEAGUE DIRECTORY (contd.)

South Bay Lakers

2275 E. Mariposa Avenue
El Segundo, CA 90245
Tel: (310) 426-6000; Fax: (310) 426-6031
Arena: Toyota Sports Center
Media Relations Contact: Noah Camarena
(ncamarena@sb-lakers.com)
NBA Affiliation: Los Angeles Lakers

Westchester Knicks

198 Central Ave.
White Plains, NY 10606
Tel: (914) 559-6888
Arena: Westchester County Center
Media Relations Contact: Katie Hatch
(Katie.hatch@msg.com)
NBA Affiliation: New York

Wisconsin Herd

549 High Avenue
Oshkosh, WI 54901
Tel: (920) 233-4374; Fax: (902) 744-0238
Arena: Oshkosh Arena
Media Relations Contact: Mallory Steinberg
(msteinberg@wisconsinherd.com)
NBA Affiliations: Milwaukee

Texas Legends

2601 Avenue of the Stars, Suite 300
Frisco, TX 75034
Tel: (214) 469-0822; Fax: (214) 469-0823
Arena: Dr. Pepper Arena
Media Relations Contact: Britney Wynn
(bwynn@texlegends.com)
NBA Affiliation: Dallas

Windy City Bulls

5333 Prairie Stone Parkway
Hoffman Estates, IL 60192
Tel: (847) 396-7070
Arena: Sears Centre Arena
Media Relations Contact: Shannon Jones
(sjones@bulls.com)
NBA Affiliation: Chicago

PELICANS NBA G LEAGUE FRANCHISE



Pelicans forward Cheick Diallo during an assignment with the Long Island Nets during the 2016-17 season

On March 30, 2017, the New Orleans Pelicans announced their intention to own and operate an NBA G League franchise to begin play at the start of the 2018-19 season. Based on organization and league research, the franchise sent requests for proposals to 11 cities/communities throughout the Gulf South region, including seven in Louisiana, two in Mississippi, one in Alabama and one in Florida. On April 25, it was announced that six communities had responded affirmatively to the proposal requests - Baton Rouge, LA; Jackson, MS; Pensacola, FL; St. Tammany Parish, LA and Shreveport, LA, with a June 7 deadline to submit a comprehensive proposal to the Pelicans.

Prior to the launch of their own minor league affiliate, the Pelicans shared affiliations with other NBA teams with the Albuquerque/New Mexico Thunderbirds (2005-11), Iowa Energy (2011-14) and the Fort Wayne Mad Ants (2014-15), allowing the Pelicans to assign players with less than three years of NBA experience to their affiliate franchise. Since the 2015-16 season, all NBA teams independent from a direct one-to-one affiliation with an NBA G League franchise have been afforded the opportunity to assign players to one of the teams in the NBA's minor league through the flexible assignment system.

Introduced in the newest NBA Collective Bargaining Agreement, taking effect prior to the start of the 2017-18 season, will be "two-way contracts." These new contracts will allow NBA teams to retain the rights of up to two players who will primarily play in the NBA G League, but will have the ability to be called up to their NBA team for a total of 45 days during the season.

COMMUNITY INITIATIVES

The New Orleans Pelicans community efforts focus on two key initiatives critical to the future success and prosperity of the Gulf South region: the health and sustainability of our coastal wetlands and the health and fitness of our region's children.

In conjunction with our community and corporate partners, the Pelicans are executing several outreach programs that will positively impact and inspire the lives of individuals in our community.

The health of the coastal wetlands is vital to growth and success of the state and region. The Louisiana wetlands provide 30% of the seafood catch in the contiguous U.S. Our wetlands habitat is also home to a wide variety and number of wildlife and plants.

Over 80% of wetland loss in the United States occurs in Louisiana – the equivalent of 12 basketball courts is lost every 30 minutes. The Gulf Coast has lost more than 55% of the wetlands that were here when the first Europeans arrived in the 15th century – a loss of more than 100 million acres.

The New Orleans Pelicans and the Audubon Nature Institute continue to team up to help preserve Louisiana's coast and wetlands. The long-term partnership focuses specifically on educating students on the effects of coastal restoration on the Region, as well as inspiring them to take action to ensure the long-term health of the coast.

The Pelicans organization is an advocate for the health and wellness of children in the Gulf South. With the ongoing goal of helping kids find the excitement in being active, the Pelicans host their Junior Training Camp program presented by Smoothie King, and Ochsner Health System. Junior Training Camps engage students in activities focused on creating a fun and memorable basketball experience, while also being active and healthy.

The Pelicans and Biddy Basketball, an internationally recognized youth basketball development program, have partnered with the goal of promoting and growing local youth participation in basketball. They will annually work closely together on the organization of numerous basketball and life skills clinics across the Gulf South region, enhancing the branding and uniform experiences for the players, creating special nights, tournaments and promotions at New Orleans Pelicans home games while continually emphasizing and highlighting the efforts of Biddy Basketball and youth basketball. Biddy Basketball, which has been headquartered in New Orleans since the 1960's, adheres to its mission of providing instructions and guidelines for properly developing fundamentally sound basketball skills while also helping children gain knowledge, skills and competencies in basketball coupled with learning the importance of teamwork and other important social skills. Biddy Basketball has implemented smaller basketballs, lower goals and the distance of the free throw line to better fit the younger athletes. These simple modifications permit the players to learn the fundamentals of the game and to develop their ball handling skills with regard to their age and physical abilities.

The Pelicans also support the Jr. NBA presented by Under Armour initiative, the NBA's youth basketball participation program for boys and girls ages 6-14. The Jr. NBA teaches the fundamental skills as well as the core values of the game at the grassroots level in an effort to help grow and improve the youth basketball experience for players, coaches and parents.

As an extension of the Jr. NBA, the Pelicans have launched the Jr. Pelicans program. The team will host events throughout the season, including clinics for coaches and players.

To help support its community initiatives, the team hosts an annual gala, Toast for the Coast. For more information about the team's



NBA Cares is the league's global social responsibility program that builds on the NBA's mission of addressing important social issues. NBA Cares programs and participants have provided more than 41 million hours of hands-on service and created more than 1,115 places where kids and families can live, learn or play in communities around the world. The NBA also engages more than 18 million youth annually, inspiring play and teaching the values of the game. NBA Cares works with internationally recognized youth-serving programs that support education, youth and family development, and health-related causes, including: Thurgood Marshall College Fund, Special Olympics, YMCA of the USA, Boys & Girls Clubs of America, UNICEF, the Make-A-Wish Foundation, Share Our Strength and GLSEN.

DO IT
BIG.

PELICANS