


NEW ORLEANS PELICANS

2016-17 MEDIA GUIDE



2016 - 17 NEW ORLEANS PELICANS SCHEDULE

OCTOBER

SUN	MON	TUE	WED	THU	FRI	SAT
23	24	25	26 <small>FSNO</small> DEN 7:00	27	28 <small>ESPN</small> GSW 8:30	29 <small>FSNO</small> SAS 7:00
30	31					

NOVEMBER

SUN	MON	TUE	WED	THU	FRI	SAT
		1 <small>FSNO</small> MIL 7:00	2 <small>FSNO</small> MEM 7:00	3	4 <small>FSNO</small> PHX 7:00	5
6	7 <small>FSNO</small> GSW 9:30	8 <small>FSNO</small> SAC 9:30	9	10 <small>FSNO</small> MIL 7:00	11	12 <small>FSNO</small> LAL 6:00
13	14 <small>FSNO</small> BOS 7:00	15	16 <small>FSNO</small> ORL 6:00	17	18 <small>FSNO</small> POR 7:00	19 <small>FSNO</small> CHA 6:00
20	21	22 <small>FSNO</small> ATL 6:30	23 <small>ESPN</small> MIN 8:30	24	25 <small>FSNO</small> POR 9:00	26
27 <small>FSNO</small> DAL 6:00	28	29 <small>FSNO</small> LAL 7:00	30			

DECEMBER

SUN	MON	TUE	WED	THU	FRI	SAT
				1	2 <small>FSNO</small> LAC 7:00	3
4 <small>FSNO</small> OKC 6:00	5 <small>FSNO</small> MEM 7:00	6	7	8 <small>FSNO</small> PHI 7:00	9	10 <small>FSNO</small> LAC 9:30
11 <small>FSNO</small> PHX 7:30	12	13 <small>FSNO</small> GSW 7:00	14	15 <small>FSNO</small> IND 7:00	16 <small>FSNO</small> HOU 7:00	17
18 <small>FSNO</small> SAS 6:00	19	20 <small>FSNO</small> PHI 6:00	21 <small>FSNO</small> OKC 7:00	22	23 <small>FSNO</small> MIA 7:00	24
25	26 <small>FSNO</small> DAL 7:00	27	28 <small>FSNO</small> LAC 7:00	29	30 <small>FSNO</small> NYK 7:00	31

JANUARY

SUN	MON	TUE	WED	THU	FRI	SAT
1	2 <small>FSNO</small> CLE 6:00	3	4	5 <small>FSNO</small> ATL 7:00	6	7 <small>FSNO</small> BOS 6:30
8	9 <small>FSNO</small> NYK 6:30	10	11	12 <small>FSNO</small> BKN 6:30	13	14 <small>FSNO</small> CHI 4:00
15	16 <small>FSNO</small> IND 3:00	17	18 <small>FSNO</small> ORL 7:00	19	20 <small>FSNO</small> BKN 7:00	21
22	23 <small>FSNO</small> CLE 7:00	24	25 <small>FSNO</small> OKC 7:00	26	27 <small>FSNO</small> SAS 7:00	28
29 <small>FSNO</small> WAS 5:00	30	31 <small>FSNO</small> TOR 6:30				

FEBRUARY

SUN	MON	TUE	WED	THU	FRI	SAT
			1 <small>FSNO</small> DET 6:30	2	3	4 <small>FSNO</small> WAS 6:00
5	6 <small>FSNO</small> PHX 7:00	7	8 <small>FSNO</small> UTA 7:00	9	10 <small>FSNO</small> MIN 7:00	11
12 <small>FSNO</small> SAC 8:00	13 <small>FSNO</small> PHX 8:00	14	15 <small>FSNO</small> MEM 7:00	16	17 <small>FSNO</small> MIN 7:00	18 <small>FSNO</small> MIN 7:00
19 <small>FSNO</small> OKC 6:00	20	21	22	23 <small>FSNO</small> HOU 7:00	24	25 <small>FSNO</small> DAL 7:30
26 <small>FSNO</small> OKC 6:00	27	28				

MARCH

SUN	MON	TUE	WED	THU	FRI	SAT
			1 <small>FSNO</small> DET 7:00	2	3 <small>ESPN</small> SAS 8:30	4
5 <small>FSNO</small> LAL 8:30	6 <small>FSNO</small> UTA 8:00	7	8 <small>FSNO</small> TOR 7:00	9	10	11 <small>FSNO</small> CHA 6:00
12	13	14 <small>FSNO</small> POR 7:00	15 <small>FSNO</small> MIA 6:30	16	17 <small>FSNO</small> HOU 7:00	18 <small>FSNO</small> TOAST FOR THE COAST 7:00
19 <small>FSNO</small> MIN 5:00	20	21 <small>FSNO</small> MEM 7:00	22	23	24 <small>FSNO</small> HOU 7:00	25
26 <small>FSNO</small> DEN 7:00	27 <small>TNT</small> UTA 9:30	28	29 <small>FSNO</small> DAL 7:00	30	31 <small>FSNO</small> SAC 7:00	

APRIL

SUN	MON	TUE	WED	THU	FRI	SAT
						1
2 <small>FSNO</small> CHI 5:00	3	4 <small>FSNO</small> DEN 7:00	5	6	7 <small>FSNO</small> DEN 8:00	8 <small>FSNO</small> GSW 9:30
9	10	11 <small>FSNO</small> LAL 9:30	12 <small>ESPN</small> POR 9:30			

SCHEDULE KEY

	AWAY GAME
	HOME GAME
	ALL-STAR WEEKEND
<small>FSNO</small>	BROADCAST ON FOX SPORTS NEW ORLEANS
<small>ESPN</small>	BROADCAST ON ESPN
<small>TNT</small>	BROADCAST ON TNT



CREDITS

Editors.....Matt Ryan, Will McClaran, Chris Trahan, Jordy Spital
Associate Editors.....Jim Eichenhofer
Design, Layout and Production.....Eddie Coe, Blair Positerry
Photography.....Layne Murdoch, NBA Photos
Special Thanks.....Randy Robles, Bob Rosen, Chris Thorn and the Elias Sports Bureau

© 2016 New Orleans Pelicans

All NBA and team insignia depicted in this publication are the property of NBA Properties, Inc. and the respective teams of the NBA and may not be reproduced for commercial purposes without the prior written consent of NBA Properties, Inc.

The information contained in this publication was compiled by the New Orleans Pelicans and is provided as a courtesy to our fans and the press and may be used only for personal or editorial purposes. Any commercial use of this information is prohibited without the prior written consent of the New Orleans Pelicans.

TABLE OF CONTENTS

OWNERSHIP

7	Tom and Gayle Benson
15	Dennis Lauscha
16	Executive Staff

ADMINISTRATION

18-19	Marketing
20-23	Corporate Partnerships, Ticket Sales, Service, & Operations
24-25	Finance
26	Legal

BASKETBALL OPERATIONS

28	Mickey Loomis
29	Dell Demps
30	Alvin Gentry
31	Darren Erman
	Robert Pack
32	Phil Weber
	Fred Vinson
	Kevin Hanson
33	Jamelle McMillian
	Elvis Valcarcel
	Danny Ferry
34	J.J. Polk
	David Booth
	Shane Kupperman
35	Marc Chasanoff
	Dan Purcell
	Bryson Graham
	Matt Whinrey
36	Duane Brooks
	Jason Sumerlin
37	Michael Ruffin
	David Jovanovic
38	Basketball Operations Staff

PLAYERS

40-41	Roster
42-43	Alexis Ajinca
44-45	Omer Asik
46-47	Dante Cunningham
48-50	Anthony Davis
51	Chieck Diallo
52-54	Tyreke Evans
55-56	Tim Frazier
57-58	Langston Galloway
59-60	Alonzo Gee
61	Buddy Hield
62-63	Solomon Hill
64-66	Jrue Holiday
67-68	Terrence Jones
69-70	E'Twaun Moore
71-72	Quincy Pondexter
73	Quinn Cook
74	Chris Copeland
75	Shawn Dawson
76	Robert Sacre
77-78	Lance Stephenson
79	Bryce Dejean-Jones

2015-16 SEASON SUMMARY

81	Final Roster & Statistics
82	Game-by-Game Final Results
83	Team Highs and Lows
84	Individual Highs
85	Top Team Performances
	Top Individual Performances
86-88	Miscellaneous Statistics
89	Leadership
	Missed Games

TEAM HISTORY

91	Year-by-Year Coaches/Assts/Execs
92-104	Year-by-Year Statistics
105-117	All-Time Roster
118-124	All-Time Transactions
125	Draft History
	Award Winners
126	All-Star Weekend
127	All-Time Collegiate Roster
128	All-Time Numerical Roster
129	Franchise Firsts
	All-Time Attendance Totals
130-131	All-Time Preseason Results/Records

RECORDS

133-134	Team Highs/Lows
135-136	Opponent Team Highs/Lows
137	Individual Highs
138	Opponent Individual Highs
139	Miscellaneous Records
	All-Time Top Team Performances
	All-Time Top Individual Performances
140	Rookie Highs
	Margins/Leads/Highest Score
141	Top Scoring Performances
	Consecutive Games Records
	Triple-Doubles
	20-Point/20-Rebound Performances
142	Year-by-Year Comparisons
143	Record When
144	Record by
145	Year-by-Year Leaders
146	Year-by-Year NBA Rankings
147	Career Leaders
148	Franchise Bests
149-151	Playoff Records
	All-Time Game-by-Game
	Year-by-Year Statistics
152	All-Time Team Highs and Lows
153	All-Time Individual Highs
154	Top Team Performances
155	Top Individual Performances
156	Playoff Leaders

OPPONENTS/NBA

158	Atlanta Hawks
	Boston Celtics
159	Brooklyn Nets
	Charlotte Hornets
160	Chicago Bulls
	Cleveland Cavaliers
161	Dallas Mavericks
	Denver Nuggets
162	Detroit Pistons
	Golden State Warriors
163	Houston Rockets
	Indiana Pacers
164	Los Angeles Clippers
	Los Angeles Lakers
165	Memphis Grizzlies
	Miami Heat
166	Milwaukee Bucks
	Minnesota Timberwolves
167	New York Knicks
	Oklahoma City Thunder
168	Orlando Magic
	Philadelphia 76ers
169	Phoenix Suns
	Portland Trail Blazers

170	Sacramento Kings
	San Antonio Spurs
171	Toronto Raptors
	Utah Jazz
172	Washington Wizards
	2015-16 Standings
173-174	2015-16 NBA Indiv. Leaders
174	2015-16 NBA Team Indiv. Highs
& Lows	
175	2015-16 Attendance Totals
	NBA Honor Roll
176	2016 NBA Draft
177-178	All-Time NBA Statistical Leaders
178	All-Time NBA Career Scorers

MEDIA

180	Following the Pelicans/Affiliates
181	Greg Bensel
	Joel Meyers
182	David Wesley
	Jen Hale
183	Sean Kelley
	John DeShazier
184	Daniel Sallerson
	Doug Tatum
	Digital Media Staff
185	Jim Eichenhofer
	Douglas Miller
186	Matt Ryan
	Will McClaran
	Chris Trahant
	Jordy Spitale
187	Media Guidelines & Policies

MISCELLANEOUS

189	Smoothie King Center
190	Ticket Map
	Practice Facility
191	Logos/Marks
192	Uniforms
193	Court Design
194	NBA Information
	International Offices
195	2016-17 NBA Development League Directory
196	Community Investment
	NBA Cares

GENERAL INFORMATION



Business Office Address

5800 Airline Drive
Metairie, LA 70003
(504) 593-4700
www.pelicans.com

2016-17 KEY DATES

October 25	2016-17 Season Tips Off
January 5	10-day Contracts can now be signed
January 10	All Contracts are guaranteed for remainder of the season
February 17-19	2017 NBA All-Star (New Orleans) (full break runs Feb.17-22)
April 12	Last Day of 2016-17 Regular Season
April 15	2017 NBA Playoffs begin
April 23	NBA Draft Early Entry Eligibility Deadline (11:59 p.m. ET)
May 1	Conference Semifinals begin
May 16	Conference Finals begin (possible move-up to May 14 or 15)
May 16	2017 NBA Draft Lottery
June 1	2017 NBA Finals begin
June 12	NBA Draft Early Entry Withdrawal Deadline (5 p.m. ET)
June 22	2017 NBA Draft

NBA ALIGNMENT

WESTERN CONFERENCE

Northwest Division

Denver Nuggets
Minnesota Timberwolves
Oklahoma City Thunder
Portland Trail Blazers
Utah Jazz

Pacific Division

Golden State Warriors
Los Angeles Clippers
Los Angeles Lakers
Phoenix Suns
Sacramento Kings

Southwest Division

Dallas Mavericks
Houston Rockets
Memphis Grizzlies
New Orleans Pelicans
San Antonio Spurs

EASTERN CONFERENCE

Central Division

Chicago Bulls
Cleveland Cavaliers
Detroit Pistons
Indiana Pacers
Milwaukee Bucks

Southeast Division

Atlanta Hawks
Charlotte Hornets
Miami Heat
Orlando Magic
Washington Wizards

Atlantic Division

Boston Celtics
Brooklyn Nets
New York Knicks
Philadelphia 76ers
Toronto Raptors

STAFF DIRECTORY

EXECUTIVE

Tom Benson.....Owner
 Gayle Benson.....Executive Officer
 Melissa Manwaring.....Administrative Assistant to the Owner
 Melissa Hoadley.....Executive Assistant to the Executive Officer
 Chris Peck.....Personal Security to Ownership

BASKETBALL OPERATIONS

Mickey Loomis.....Executive Vice President/Basketball
Operations
 Dell Demps.....Senior Vice President of Basketball
Operations/General Manager
 Debbie Gallagher.....Executive Assistant to the EVP/GM
 Danny Ferry.....Special Advisor
 Jimmy Polk.....Executive Director of Basketball Administration
 David Booth.....Director of Player Personnel
 Shane Kupperman.....Director of Basketball Operations
 Marc Chasanoff.....Coordinator of Pro Player Personnel
 Dan Purcell.....Basketball Operations Manager
 Terrance Martin.....Director of Player Programs
 Somak Sarkar.....Basketball Operations Strategic Analyst
 Bryson Graham.....Scouting Coordinator
 Randy Greenup.....Director of Team Security

COACHING

Alvin Gentry.....Head Coach
 Darren Erman.....Associate Head Coach
 Robert Pack.....Assistant Coach
 Phil Weber.....Assistant Coach
 Fred Vinson.....Assistant Coach
 Kevin Hanson.....Assistant Coach
 Jamelle McMillan.....Assistant Coach
 Elvis Valcarcel.....Assistant Coach/Player Development Coach
 Jason Sumerlin.....Head Strength Coach
 Michael Ruffin.....Assistant Strength Coach
 Matt Whinrey.....Head Video Coordinator
 Jason Brown.....Assistant Video Coordinator
 Brian Ormandy.....Assistant Video Coordinator

ATHLETIC TRAINING

Duane Brooks.....Head Athletic Trainer
 Todd Hooks.....Assistant Athletic Trainer & Physical Therapist
 Jared Lewis.....Physical Therapist

EQUIPMENT

David Jovanovic.....Equipment Manager
 Kory Johnson.....Assistant Equipment Manager/Travel
Coordinator

COMMUNICATIONS

Greg Bensel.....Senior Vice President of Communications &
Broadcasting
 Matt Ryan.....Director of Basketball Communications
 Will McClaran.....Basketball Communications Manager
 Chris Trahan.....Basketball Communications Coordinator
 Jordy Spital.....Basketball Communications Intern

BROADCASTING

Douglas Miller.....Broadcasting Manager
 Daniel Sallerson.....Radio Producer/Studio Host
 Joel Meyers.....TV Play-by-Play Announcer
 David Wesley.....TV Color Analyst
 Sean Kelley.....Radio Play-by-Play Announcer
 John DeShazier.....Radio Color Analyst

DIGITAL MEDIA

Doug Tatum.....Executive Director of Digital Media
 Jim Eichenhofer.....Publications & New Media Manager
 Beth Blackburn.....Digital Marketing Manager
 Layne Murdoch.....Digital Media Video/Photography Manager
 Alex Restrepo.....Digital Media/Social Media Manager
 Annie Hills.....Digital Media Coordinator
 Ashley Amoss.....Videographer
 Brendan Hassett.....Videographer
 Cassie Calvert.....Social Media Intern

ADMINISTRATION

Dennis Lauscha.....President
 Jeanne Brown.....Executive Assistant to the President
 Vicky Neumeyer.....Senior Vice President/General Counsel

FINANCE & ACCOUNTING

Ed Lang.....Senior Vice President/Chief Financial Officer
 Diane North.....Controller
 Katelyn Greaud.....Assistant Controller
 Jackie Bruce.....Accounting Specialist
 Austin Roark.....Staff Accountant

HUMAN RESOURCES

Pat McKinney.....Executive Director of Human Resources
 Mary Vinet.....Human Resources Generalist
 Alyssa Hadden.....Human Resources Coordinator

INFORMATION TECHNOLOGY

Jeff Huffman.....Director of Information Technology
 Jody Barbier.....Information Technology Manager
 Kevin Brewer.....Computer Systems Administrator
 Chris Chapital.....Desktop Support Specialist
 Brad Millet.....Desktop Support Specialist

BUSINESS/ADMINISTRATION

Frank Depizzo.....Director of Operations
 Tyler Harbison.....Operations Manager
 Max Fernandez.....Operations Coordinator
 Jeff Gosey.....Director of Business Analytics
 Mike King.....Business Analytics Manager
 Dave Favaloro.....Business Analytics Coordinator

MARKETING & BUSINESS DEVELOPMENT

Ben Hales.....Senior Vice President of Marketing &
Business Development

MARKETING & CREATIVE SERVICES

Jessica Richardson.....Senior Director of Marketing
 Eddie Coe.....Senior Graphic Designer
 Keith Claverie.....Creative Services Manager

Dan Askin.....Email Marketing Specialist
 Blair Positerry.....Creative Services Intern

EVENT PRESENTATION

Josh Richardson.....Executive Director of Live Programming
& Broadcasting
 Samantha Carducci.....Director of Live Programming
 James Crosbie.....Director of Video Production
 Ashley Deaton.....Dance Team Manager
 Lindsey Hages.....Live Programming & Entertainment Manager
 Danielle Walker.....Live Programming & Entertainment Intern
 Eddie Johnson.....Director of Promotions & Game Day
Operations
 Peter Boraks.....Mascot Coordinator
 Alyssa Brosky.....Promotions & Game Day Operations
Coordinator
 Chris Farnet.....Promotions & Game Day Operations Intern
 Fred Ruckert.....Marketing & Broadcast Coordinator
 Ben Fallin.....Senior Motion Graphics Manager
 Shota Hashimoto.....Motion Graphics Coordinator
 Matthew Seaton.....Shooter/Editor
 Cristy Fernandez.....Video Production Intern
 Trent Bailey.....Motion Graphics Intern

COMMUNITY RELATIONS

Stephen Pate.....Senior Director of Community and
Government Outreach
 Julie Borsch.....Director of Community Affairs
 Johnny Pizzo.....Community Affairs Coordinator

TICKET & SUITE SALES

Michael Stanfield.....Senior Vice President of Sales
 Bryan Ross.....Executive Director of Ticket Sales, Service
& Operations
 Alex Hamilton.....Director of Ticket Operations
 Mike Karczewski.....Ticket Operations Manager
 Angela Leon.....Customer Service Representative
 Anthony Parilla.....New Business Development Manager
 Kirk Cohen.....New Business Account Executive
 Jon Gibson.....Account Executive
 Emile Maffei.....Account Executive
 Kirk Cohen.....New Business Account Executive
 Zac Cooper.....New Business Account Executive
 Joshua Dewey.....New Business Account Executive
 Drew Felsenthal.....New Business Account Executive
 Kyle Foster.....New Business Account Executive
 Jared Graff.....New Business Account Executive
 Blake Leonard.....New Business Account Executive
 DeAngelo Norris.....New Business Account Executive
 Roger Perryman.....New Business Account Executive
 Dan Schrembeck.....New Business Account Executive
 David Stern.....New Business Account Executive
 Robert Minter.....Director of Premium Seating
 Kevin Ferguson.....Premium Sales Account Executive
 Brian Bean.....Premium Sales Account Executive
 Ashley Thiedke.....Director of Premium Service
 Adam Begoun.....Premium Service Coordinator
 Chris Guidry.....Group Sales & Service Manager
 Denton Hunter.....Senior Group Sales Account Executive
 Chris Harpster.....Group Sales Account Executive
 Chase McVay.....Group Sales Account Executive
 Jesse Nantz.....Group Sales Account Executive
 Matt Perrin.....Group Sales Account Executive

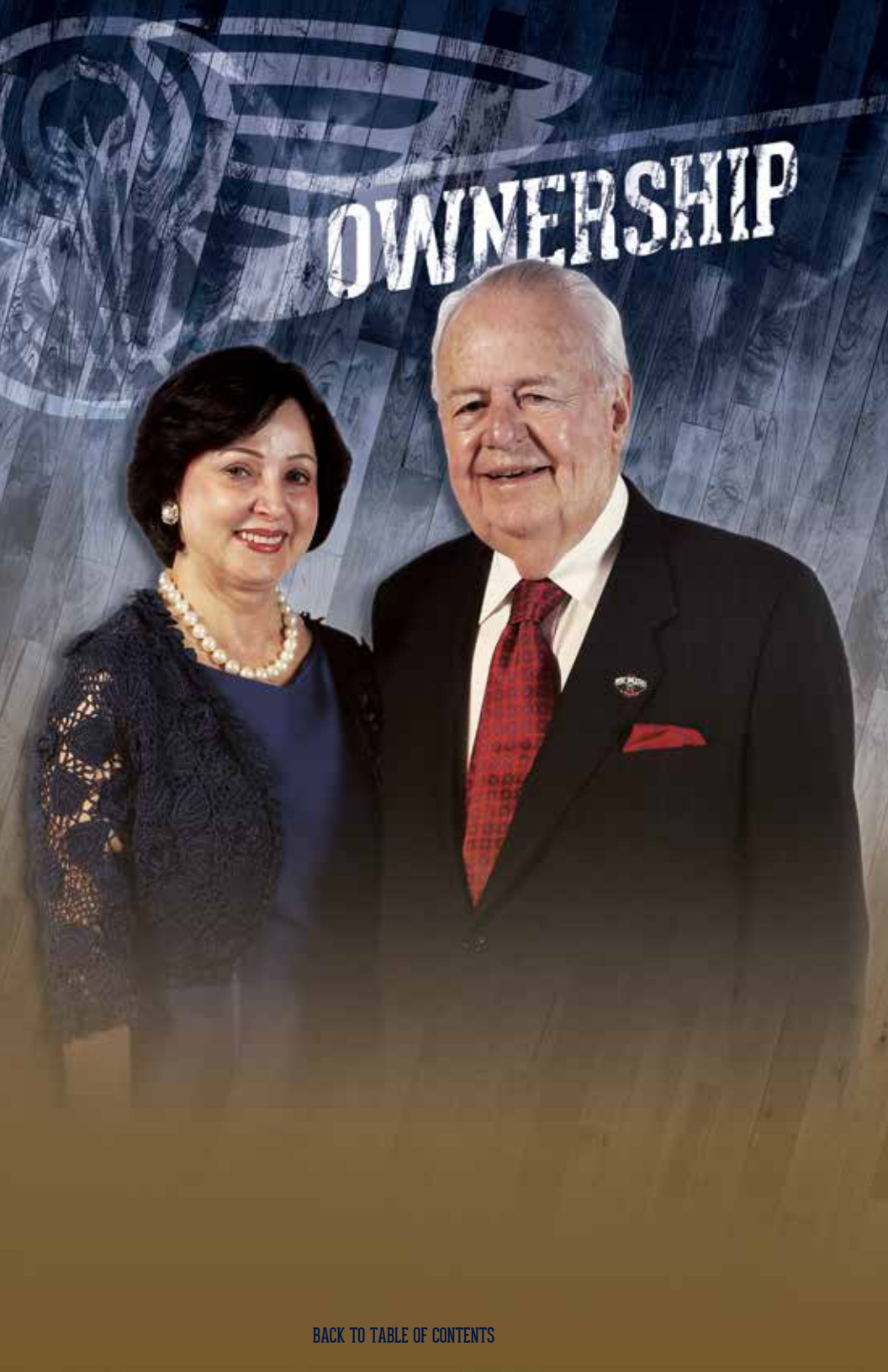
Mariana Jerez.....Group Service Associate
 Jason Lapouble.....Group Service Associate
 Kelsey Sauve.....Group Service Associate
 Blake Simon.....Director of Season Ticket Service & Retention
 Gena Boudreaux.....Season Ticket Account Manager
 Courtney Gros.....Senior Account Executive
 Tim Gryzch.....Senior Account Executive
 Stephanie Harpster.....Senior Account Executive
 Corey Garrity.....Senior Account Executive
 Amber Myczkowiak.....Account Executive
 Mario Scarfalloto.....Account Executive
 Will Smith.....Account Executive

CORPORATE PARTNERSHIPS

Sam Cole.....Senior Director of Corporate Partnership Sales
 Chase Atkinson.....Corporate Partnership Account Executive
 Jeff Fischer.....Corporate Partnership Account Executive
 Emile Moussa.....Corporate Partnership Account Executive
 Chase Jones.....Director of Corporate Partnership Activation
 Nicole Blum.....Corporate Partnership Activation Manager
 Claude Flot.....Partnership Activation Specialist
 Eavan Martin.....Partnership Activation Specialist
 Kellin Zalneraitis.....Partnership Activation Specialist
 Brandon Matukas.....Partnership Activation Intern

CONSULTANTS - MEDICAL STAFF

Dr. Misty Suri.....Team Physician
 Dr. Scott Montgomery.....Team Physician
 Dr. Andrew Gottschalk.....Team Physician



TOM & GAYLE BENSON



Tom and Gayle Benson give the New Orleans Pelicans and Saints their unwavering commitment to operating two model franchises with championship aspirations, while being community leaders in the Gulf South, through extensive investment and involvement.

The 2016-17 NBA season will mark Tom Benson's fifth year of ownership of the Pelicans, while Gayle Benson serves as the Executive Officer for both clubs.

The objectives in Mr. and Mrs. Benson's ownership of the Pelicans are the same as their stewardship of the Saints: to produce a team that will compete for championships every year, while making a significant positive impact in the community. Upon purchasing

the franchise in 2012, a state-of-the-art basketball practice facility was constructed adjacent to the Saints practice fields and the entire Pelicans organization was housed together for the first time in the franchise's history following an expansion of administrative facilities for both teams. Through agreements with the State of Louisiana upon the purchase of the Pelicans, the Smoothie King Center has undergone a complete renovation since the 2012 purchase, featuring a new center-hung HD video scoreboard which debuted in 2015, along with several additional fan upgrades.

Mr. and Mrs. Benson have played an integral role in bringing one of the year's most anticipated sporting events, NBA All-Star Weekend, to New Orleans twice – in 2008 and 2014 – and the event will again return to the Crescent City in February of 2017, making New Orleans one of six current NBA markets that has hosted at least three times.

The 2016 NFL season marks the 32nd year of Mr. Benson's ownership of the New Orleans Saints franchise. Under the supervision and guidance of Mr. and Mrs. Benson, the Saints have reached new heights since 2006. This period, featuring the Super Bowl XLIV title, two NFC Championship appearances, three division championships and five playoff berths, combined with a commitment to rebuild and enhance the Gulf South, has embodied the testament and realization of the principles that Mr. Benson first instilled in the Saints organization when he purchased the franchise in 1985.

When Mr. Benson, who owned numerous automotive and banking interests in both the New Orleans area and South Texas, initially became interested in purchasing the club in 1985, he was motivated by the threat of out-of-town investors planning to move the club from New Orleans. He was certainly a fan of the game and the Saints, but the sport had yet to become one of his passions. As one of the area's top businessmen, Mr. Benson recognized the importance of the team to the region and immediately spearheaded the effort to keep the Saints. But unlike others at the time, it wasn't just an emotional plea. He pooled all of his resources, purchased the club in 1985 and preserved the Saints for the team's legion of fans across the area. The once-rampant speculation that the club was moving immediately ceased.

Not surprisingly, success soon followed as the Saints entered the most compelling and memorable period in franchise history under Mr. Benson's leadership after having previously not enjoyed a winning record or a playoff berth. In 1986, in one of his first personnel moves as Owner, he hired Jim Finks as president/general manager and Jim Mora as head coach. In 1987, the Saints broke through with a 12-3 record and hosted their first playoff contest. In its first 17 seasons of existence, the Saints won a total of 73 games. Under Benson's guidance, the franchise exceeded that win total in only eight years by 1992. The Saints reached even greater heights in 2006, when ownership entrusted Executive Vice President/General Manager Mickey Loomis to hire Sean Payton as head coach and sign free agent quarterback Drew Brees. Since those moves, the franchise has reached its highest point of success, posting a 100-70 overall record over the last ten years, capped by the Super Bowl XLIV Championship.

The Bensons' commitment to winning and serving the community is an opportunity to reward the team's fans, whose support has reached new heights with the Mercedes-Benz Superdome being sold-out on a season ticket basis for every campaign since 2006, with a waiting list of over 73,000 people. By the end of the 2015 regular season, the consecutive sellout streak had extended to 101 games.

In addition to the on-field success and the commitment to the community by the Saints, the efforts of

OWNERSHIP

ownership have also paid great economic dividends for the city of New Orleans and the surrounding areas. Since Mr. Benson first purchased the team in 1985, the city has hosted five Super Bowls, including Super Bowl XLVII. Mr. Benson has been the driving force behind each campaign to secure the contest, including the most recent successful campaign at the annual league meetings in May, 2009. Each Super Bowl has been an economic windfall, the 2013 game in New Orleans totaling \$480 million, not to mention the exposure and charitable contributions the NFL makes during Super Bowl week that extends for generations. The Bensons are committed to continuing to bring future Super Bowls to New Orleans.

Highly regarded throughout the NFL, Super Bowl bids are only one of many ways which Mr. and Mrs. Benson influence the sport and the League. Mr. Benson has played a key role among NFL owners in many capacities, including serving three stints as Chairman of the Finance Committee, one of the League's most difficult, time-consuming and influential positions, with his most recent term ending in 2013. The assignment is evidence of the respect and esteem in which successive NFL commissioners and his fellow owners hold him.

Possessing the desire to give back to the great game of football, in 2014 Mr. and Mrs. Benson pledged two significant gifts totaling \$11 million to the Pro Football Hall of Fame. \$10 million has been earmarked for the immediate renovation of the Hall's onsite stadium, which hosts the annual enshrinement Ceremony, the NFL Hall of Fame Game, two high school football teams and two college football teams in Canton, Ohio. In his honor, the facility has been renamed "Tom Benson Hall of Fame Stadium." The additional one million dollars is the first donation towards the establishment of the Hall of Fame's Legends Landing program, a mixed-use residence that will include room for Hall of Famers and former NFL Players.

Dedication to the Gulf South are among Mr. and Mrs. Benson's most rewarding endeavors. Since 2005, the Saints have positioned themselves as a leader in the recovery of the region in the wake of Hurricane Katrina. Immediately after the storm, they established the Saints Hurricane Katrina Fund, which raised over one million dollars to benefit worthy causes that helped in the region's recovery. The club was among the first major businesses to return to New Orleans, and in 2006 had a thrilling season where they reached the NFC Championship Game for the first time, becoming an inspiration for a region on the mend. In 2010, the club established the Saints Gulf Coast Renewal Fund, which raised over \$1.5 million through the raffle of a Super Bowl ring and the 2012 raffle of Saints and Pelicans game day experiences. Over one million dollars has been distributed to charities, such as the local chapters of the Second Harvest Food Bank and Catholic Charities to help provide support of those affected by subsequent natural and manmade disasters, including the 2010 Gulf of Mexico oil spill and Hurricane Isaac. The efforts of the organization have continued to lift the community, with the team serving as an economic engine and a pacesetter in philanthropic contributions. In 2008, Mr. Benson was selected by the Volunteers of America as the winner of its annual Good Samaritan Award in Philanthropy in recognition of his work in the wake of Hurricane Katrina. In 2015, he was honored by New Orleans City Business as one of the region's 35 "Driving Forces" for his contributions to the community since Hurricane Katrina.

Under the guidance of Mr. and Mrs. Benson, the Pelicans and Saints are focal points for healing and restoration—annually putting millions in charitable contributions, goods and services back into the entire Gulf South. Their commitment to the region is firm and lasting, with the focus on building a stronger and more unified city. It's a direction that continues to evolve and expand.

The Bensons have helped stimulate the development of the city's Central Business District, directly adjoining the Mercedes-Benz Superdome, starting with the 2009 purchase of the formerly vacant and blighted Dominion Tower and the unoccupied New Orleans Centre. The two important commercial spaces, which were vacant since Katrina struck the Gulf Coast in 2005, have returned that region of the CBD into a more vibrant and viable sector of New Orleans and revitalized an area that was largely ignored for four years following Hurricane Katrina. The newly renovated Benson Tower has served as a boon to this important business corridor, while "Champions Square", which made its debut in 2010 adjacent to the former mall, is continually being developed and enhanced with the ultimate objective of producing a world-class sports and entertainment destination. This economic investment plan, which included 2009 agreements on both a private and public level, has revitalized the Mercedes-Benz Superdome area, and the agreement with the state included a dramatic modernization of the stadium which was completed in 2011. Following the debut of the renovations, the Saints, under

OWNERSHIP

the leadership of Mr. and Mrs. Benson and Mercedes-Benz USA reached a ten-year agreement to rename the facility the "Mercedes-Benz Superdome." The stadium upgrades and rebranding include a legion of new enhancements that have significantly improved the fan experience for all events at the Mercedes-Benz Superdome and kept the building competitive with new facilities across the country, allowing it to continue to host elite events including Super Bowl XLVII, the 2013 NCAA Men's Basketball Championship and the College Football Playoff semifinals and championship game. Recognizing the need for the stadium to be consistently upgraded, Mr. and Mrs. Benson have most recently collaborated on a multi-million dollar enhancement project for which they contributed \$25 million, resulting in significant technology-related enhancements to improve the fan experience, headlined by the addition of two state-of-the-art LED video boards that debuted in August.

Originally constructed in 1996, Mr. and Mrs. Benson are committed to keeping the club's world-class practice facility among the NFL's elite. In 2003, an indoor practice facility and cafeteria were constructed, along with significant upgrades to the team's locker room, training room and weight room. Significant expansions and a remodeling in 2012 and 2013, assured that the facility remains at the top level of the league.

Away from the playing field, Mr. and Mrs. Benson continue to work tirelessly to ensure that the Saints' value reaches the entire Gulf South, whether it's through economic investments that enrich the charitable contributions or groundbreaking community efforts. In addition to reaching out by supporting charities, they also recognize that the future of the area's economy depends on keeping major businesses and employers in the Gulf South locally-owned. Two other large investments in the city's future by the Bensons are designed to encourage a number of other businesses to follow their example and continue to build the local economy.

Through their ownership of WVUE FOX 8, the station is the only network-affiliated television station in the New Orleans market that is wholly locally owned. This defies the trend of television stations that have increasingly become parts of national media conglomerates, while focusing on keeping Louisiana businesses owned by those with ties to the state. Since their purchase of the station, which was followed by significant investment in facilities and on-air talent, FOX 8 has received numerous honors for their programming and investigative reporting, including 39 regional Edward R. Murrow awards over the last six years, the most in Louisiana over that period. 2016 has marked new highs for FOX 8, with the station capturing the late night news (9 p.m. and 10 p.m.) Nielsen ratings during the crucial May sweeps period.

In 2014, Mrs. Benson established GMB Racing Stables in 2014 with an initial purchase of seven colts and hiring three veteran trainers, all with Louisiana ties. In 2016, two of the thoroughbreds, Mo Tom and Tom's Ready participated in the Kentucky Derby.

Mr. Benson's significant contributions in the sports, business and charitable arenas have been recognized by several honors. His accomplishments have been recognized through his induction into the Louisiana Sports Hall of Fame (2014), the Junior Achievement Business Hall of Fame (New Orleans Chapter-2013), the New Orleans Saints Hall of Fame (2012), the San Antonio Business Hall of Fame (2011) and the Texas Business Hall of Fame (2007).

Community involvement and giving back are hallmarks of Mr. and Mrs. Benson's ownership of the Pelicans and Saints. The couple has made a positive impact in the community both personally and through both professional sports teams in the areas of the arts, education, faith-based causes, healthcare and military, as well as other deserving causes. Most recently in 2014, Mr. and Mrs. Benson were recognized for their philanthropy by the Anti-Defamation League with the A.I. Botnick Torch of Liberty Award. Mrs. Benson was also recognized by the Girl Scouts of Louisiana East as a Woman of Distinction for her leadership and service to others.

An accomplished business professional who enjoyed a successful 30-year career in the design industry and real estate development, Mrs. Benson has utilized her passion for design to support the arts in New Orleans. Raised in Old Algiers, she directed numerous major design efforts with her clients, including the Mercedes-Benz Superdome, several of the city's most prestigious hotels and local supermarket chains and automobile dealerships. Mrs. Benson was involved in the NOMA (New Orleans Museum of Art) project "Art for Art's Sake" and is a member of the museum's advisory board. Most recently, she served as one of the chairs for NOMA's Odyssey Ball in 2014, which raised over \$700,000—the most in the gala's history. The funds help ensure the museum's ability to present world-class exhibitions, public

OWNERSHIP

programs and educational initiatives.

Both products of local schools, Mr. and Mrs. Benson are committed to supporting the area's educational institutions. In recognition of their longstanding support of Catholic education, the couple received the St. Elizabeth Ann Seton Award from the National Catholic Educational Association in 2010. In 2012, they established the Brother Nicholas, S.C. Building Endowment to support Brother Martin High School (formerly St. Aloysius, from where he graduated). In 1986, his alma mater honored Mr. Benson as their Alumnus of the Year. With Mr. Benson having been educated at Loyola University New Orleans, he and his wife made a pledge for the construction of a new Jesuit Center in 2010, contributed to the creation of the Jesuit Social Research Institute in 2008 and he helped fund the first phase of construction of a chemistry wing in 1999. In 2010, Mr. Benson was honored by Loyola University with the school's Integritas Vitae Award, the New Orleans school's highest honor. The award is annually presented to an individual who exemplifies the qualities Loyola seeks to instill in its students. The Bensons have also supported numerous local schools with gifts, including St. Mary's Dominican High School, Jesuit High School and Tulane University. In supporting Tulane's construction of an on-campus stadium, the Green Wave started playing on "Benson Field" in 2014. The Bensons are members of the Paul Tulane Society, recognizing their significant generosity to the school. Mrs. Benson serves on the Board of Directors for Tulane, the University of Incarnate Word and Archbishop Hannan and Dominican High Schools.

Mr. and Mrs. Benson have also made several significant gifts to higher education in San Antonio, Texas. They funded the building of a football stadium located on the University of Incarnate Word Campus, known as Gayle and Tom Benson Field and Benson Fieldhouse, which also services the school's teams. The football squad took to the field for the first time in 2009 and continues to grow and build their foundation with the Bensons' unwavering support. Mr. Benson was inducted into the school's Athletic Hall of Fame in 2013. In addition, Mr. and Mrs. Benson also established an endowment fund at Central Catholic High School in San Antonio that is dedicated to the memory of the late Robert Carter Benson, who graduated from the school in 1962, and donated the school's "Benson Memorial Library."

Longtime advocates of faith-based causes and spirituality, Mr. and Mrs. Benson have been longtime trusted and valued members of the local Catholic community. Mrs. Benson has served on Archbishop's Community Appeal campaigns for four different Archbishops over the course of the past 20 years and has also worked tirelessly with the Archdiocese of New Orleans' Catholic Charities organization and its umbrella agencies. Mrs. Benson has worked closely with Rite of Christian Initiation for Adults programs at both St. Louis Cathedral and Holy Name of Jesus Parish. She serves as a proud member of the Board of Trustees for the Oblate School of Theology, as well as on Equestrian Order of the Holy Sepulchre and is a noted friend of the St. Louis Cathedral Board, also working closely with the Missionary Oblates Partnership and the Sisters of St. Cecilia Congregation Planned Giving Advisory Committee. Mrs. Benson is currently an active member of the "I Will Give You Shepherds" campaign, which plans to renovate the second floor of the historic Notre Dame Seminary in New Orleans.

The support of the Catholic Church by the Bensons has been recognized on numerous occasions. For his humanitarian and philanthropic endeavors that have positively affected the lives of so many individuals and groups, Mr. Benson was honored in 2012 by the Catholic Church with an Oblate Doctor of Humane Letters (to a person who has achieved the human purpose for which Divine Providence Placed Him on Earth) certificate that honors his "realities of the most noble of human endeavors, weighted by criteria arising from the deepest human values." The certificate also honors "excellence in the area of life where excellence makes the most difference," and further cites his "attributes and accomplishments that come closest to what God would be interested in honoring." In 2012, Mr. and Mrs. Benson received from Pope Benedict XVI the Pro Ecclesia et Pontifice award—for outstanding service to the Church and the Pontiff, the highest Papal award granted to a lay person. Mrs. Benson has received the Medal of the Order of St. Louis Award for her dedication to the Church.

Mr. and Mrs. Benson have also shown their commitment to the health and wellness of the local community with the Gayle and Tom Benson Cancer Center on the main campus of Ochsner Medical Center. The center was built and has since been upgraded following multiple gifts to the area's leading health service network of hospitals and clinics. In addition to serving on the Ochsner board, Mrs. Benson has led 100-plus volunteer committee members in hosting the Moonlight and Miracles event three consecutive times—the organization's annual gala to benefit the Ochsner Cancer Institute. The 2014 event raised over \$1.25 million to support cancer patients in the region.

OWNERSHIP

Supporting the efforts of former Saints safety Steve Gleason and his Team Gleason organization which helps provide people with ALS and other debilitating conditions and environment where they can live vital and productive lives with meaningful freedom and independence, Mr. and Mrs. Benson donated five million dollars in 2014 to the Team Gleason House for Innovative Living at the New Orleans St. Margaret's facility.

In 1945, Mr. Benson served in the Navy aboard the U.S.S. South Dakota and has remained particularly close to this branch of the armed forces. He is the only enlisted man to serve on the Board of Trustees of the Pensacola Naval Museum and has been honored with an award from the crew of the submarine U.S.S. Louisiana. In 2007, Mr. Benson was honored by the U.S. Navy Memorial with the Lone Sailor Award, presented to those who exemplify the core values of honor, courage and commitment. In 2009, Benson was presented with the U.S. Army's "Army Strong" Award in recognition for his position in the community while demonstrating leadership and Army Values on a daily basis. A leading advocate for the National World War II Memorial in Washington D.C., Mr. Benson was also a major contributor and past director of The National WWII Museum in New Orleans, with his pledges helping fund the Pacific

BENSON COMMUNITY SERVICE

Since Tom Benson's purchase of the New Orleans Saints in 1985 and the New Orleans Pelicans in 2012, the clubs' greatest impact has been in the Gulf South community. The charitable involvement of the clubs rank as he and his wife Gayle's largest priority personally. It is Mr. and Mrs. Benson's vision that the Saints and the Pelicans are much more than professional sports teams and, through their leadership, they are committed to giving back and serving a region that has shown incredible support. The Bensons and the clubs' players, coaches and staff are leaders when it comes to volunteerism, involvement, donations and charitable outreach.

As dedicated corporate citizens, the Saints and the Pelicans annually put millions of dollars back into the community in financial support, in-kind donations, charitable appearances and the donations of goods and services-not to mention the club's critical role in economic development and impact.

The Bensons have been honored repeatedly for the support and care of charitable and civic causes, including the Volunteers of America selecting Mr. Benson as the winner of the annual Good Samaritan Award in Philanthropy in 2008. In 2010, he was awarded Loyola University of New Orleans' highest honor as the recipient of the Integritas Vitae Award, given to an individual who exemplifies a commitment to community service. In 2014, Mrs. Benson was recognized by the Girl Scouts of Louisiana East as a Woman of Distinction for her leadership and service to others. In 2010, both Mr. and Mrs. Benson received the St. Elizabeth Ann Seton Award, which is dedicated to those who have served the National Catholic Education Association through personal or professional philanthropy that has positively impacted Catholic education in the nation. In 2012, they received from Pope Benedict XVI the Pro Ecclesia et Pontifice Award for outstanding service to the Catholic Church and the Pontiff, the highest Papal award granted to a lay person.

Through the leadership of the Bensons, the Saints raised over \$2.5 million for community causes through the Saints Hurricane Katrina and Gulf Coast Renewal funds. Annually, both clubs have also partnered with local youth-oriented charities such as the, the Boys & Girls Clubs, Special Olympics, Boy and Girl Scouts of America and the United Way to reach as many children as possible. Both teams encourage the health and wellness of children in the Gulf South through Junior Training Camp programs that create fun and memorable football and basketball experiences while promoting physical fitness and the importance of daily exercise routines.

Over 45 foundations and agencies receive monetary donations from the Saints and Pelicans each year – organizations as diverse as Make-A-Wish Foundation, the American Heart Association, the United Negro College Fund, Habitat For Humanity, the New Orleans Police and Justice Foundation, the Second Harvest Food Bank, Catholic Charities and Team Gleason.

The Bensons have made the Pelicans community leaders in the specific areas of battling coastal erosion and the loss of the Gulf South's wetlands. The Pelicans and Audubon Nature Institute are focused on education, as they have executed an outreach program that visits schools and festivals with Audubon's Wetlands Express and AquaVan to give students the opportunity to learn about coastal restoration in a fun and engaging manner. Each year the Pelicans host a charity gala – Toast for the Coast – to raise funds to protect the Gulf Coast.

OWNERSHIP

In addition to consistently supporting local charities, the Bensons have also been a leading advocate for New Orleans and the Gulf South by lending their support in attracting new events to the city, and the club have worked in conjunction with the Greater New Orleans Sports Foundation and other local entities to bid and receive events such as the 2012 NCAA Men's Final Four Basketball Championship, the 2013 Women's Final Four and the 2014 and 2017 NBA All-Star Games. New Orleans' leading advocate of the successful bid to host Super Bowl XLVII, the Bensons remain committed to work on behalf of the city to land future Super Bowls, because of the financial impact and positive global exposure they are able to shed on the city and the state.



Among the numerous organizations and causes they support, Mr. and Mrs. Benson have shown their commitment to the health and wellness of the local community with gifts to build and further enhance the Gayle and Tom Benson Cancer Center on the Ochsner Medical Center Campus.

OWNERSHIP

BENSON MILESTONES



- 1985:** Ownership of the Saints officially transferred to Tom Benson on May 31 and he becomes managing general partner of the club.
- 1986:** The Benson influence begins as the owner puts his management team in charge of the franchise, hiring Jim Finks as president/general manager and Jim Mora as head coach.
- 1987:** The Saints post a franchise-best 12-3 record—including victories in the final nine contests—and make the playoffs for the first time.
- 1988:** The Saints finish 10-6, posting a double-digit victory total again and achieving consecutive winning seasons for the first time.
- 1989:** Mr. Benson appointed Chairman of the league's most influential group, the NFL Finance Committee, a position he kept for three separate stints, before most recently stepping down in 2013.
- 1990:** After winning six of their last nine games, the Saints earn their second playoff appearance by finishing second in the NFC West.
- 1991:** New Orleans clinched its first division championship with an 11-5 record and capture the NFC West.
- 1992:** The Saints post a 12-4 record and host a playoff game for the second-straight year. Mr. Benson assumes sole ownership of the club.
- 1993:** The Saints finish second in the NFC West, with the club recording its seventh-straight non-losing season.
- 1996:** Marking a first for the organization, the coaches, players and staff are housed under one roof with the opening of the team's state-of-the-art facility in Metairie.
- 2000:** New Orleans wins the NFC West with a 10-6 record. The Saints win their first playoff game, a 31-28 thriller over St. Louis in the Superdome.
- 2002:** The city hosts its fourth Super Bowl during Mr. Benson's tenure as owner. Mr. Benson promotes Mickey Loomis to general manager of football operations.
- 2003:** Mr. Benson again appointed Chairman of the Finance Committee; Construction of new indoor practice facility and other improvements are finished before training camp, as the club holds camp in Metairie for the first time in franchise history.
- 2005:** After Hurricane Katrina ravaged the Gulf South on the verge of the NFL's opening weekend, Benson was forced to move the club's entire operation. Under his leadership, the Saints were able to continue the season, including holding four games in Baton Rouge. The club established the Hurricane Katrina Relief Fund, raising over \$1 million.
- 2006:** The team returns to Louisiana, with Mr. Benson positioning the club as an emblem of the state's resolve and determination in rebuilding. The Saints—selling out on a season-ticket basis for the first time—win the NFC South title under the guidance of new head coach Sean Payton and the spark of free agent acquisition Drew Brees, finishing at 10-6. The victory total included a memorable, 23-3 win over Atlanta in the reopening of the Superdome. The team advanced to the NFC Championship for the first time in franchise history. Payton and Loomis were consensus choices for the NFL Coach of the Year and NFL Executive of the Year awards respectively.
- 2008:** Mr. Benson purchases WVUE, making FOX-8 the only network-affiliated television station in the New Orleans market that is wholly locally owned. The Saints defeat the San Diego Chargers at London's Wembley Stadium, playing in their first regular season game outside the United States.
- 2009:** In what Mr. Benson considers part of his legacy in Louisiana, the New Orleans native reaches an agreement with the state through 2025 that will create a new Sports Development District downtown, including a completely renovated Mercedes-Benz Superdome. The Benson family purchased and redeveloped two properties—each adjacent to the Superdome—an economic windfall for the region without any new taxes. New Orleans is selected by the NFL to host Super Bowl XLVII, to be played on February 3, 2013, with Mr. Benson serving as the city's leading advocate in the campaign. It is the fifth time New Orleans will host the Super Bowl since he's owned the club. On the field, the Saints enjoy their most successful season in franchise history. New Orleans sets a club record for victories with a 13-3 regular season, capturing the NFC South title. The Saints then hosted the NFC Championship

OWNERSHIP

game for the first time and advance to their first Super Bowl with a 31-28 overtime victory over the Minnesota Vikings on January 24, 2010. New Orleans then defeated the Indianapolis Colts, 31-17, on February 7, 2010, in Super Bowl XLIV at Sun Life Stadium in South Florida to give the Saints their first-ever NFL title.

2010: Sparked by a six game winning streak, the Saints finish 11-5 and qualify for the playoffs, making back-to-back postseason appearances for the first time since 1992.

2011: The club's completely renovated stadium makes its debut as the Mercedes-Benz Superdome, following a 10-year naming rights and sponsorship agreement with the automaker. The Saints enjoy an eight-game winning streak to end the regular season and finish 13-3, capturing their second NFC South title in three seasons. The team sets the NFL single-season record for total net yardage, while Brees and RB Darren Sproles set the NFL's single-season passing yardage and all-purpose yardage records.

2012: Continuing his longstanding commitment to the Gulf South region and the City of New Orleans, Mr. Benson agrees to purchase the National Basketball Association's New Orleans Pelicans. The Saints practice facility undergoes a multimillion dollar renovation and expansion, which will house both the NFL and NBA clubs under one roof. Brees sets an NFL record that stood since 1960, as he threw a touchdown pass in 54 consecutive games.

2013: The city of New Orleans hosts Super Bowl XLVII on February 3, the 10th time the Crescent City has hosted the league's championship game (tied for first with South Florida) and the fifth time during Mr. Benson's ownership tenure.

2014: The Pelicans make their debut under the team's new namesake on Wednesday, Oct. 30 at Opening Night against the Indiana Pacers. New Orleans and the Pelicans hosts the 2014 NBA All-Star festivities from Feb. 14-16 for the second time in six years. For the first time in its history, the home of New Orleans' NBA team has naming rights as the New Orleans Arena becomes the Smoothie King Center as the locally-born company makes the ultimate commitment to the city.

2015: The Pelicans make the postseason for the first time under Mr. Benson's ownership. The team finishes the regular season 45-37, marking both the first winning season and playoff appearance since the 2010-11 season. The postseason run is the first under the new Pelicans identity.



OWNERSHIP

DENNIS LAUSCHA PRESIDENT

Dennis Lauscha, who was named president of the Pelicans in 2012, oversees the club's financial, government, marketing, ticket and suite sales, legal, stadium, community affairs, human resources, information technology and facilities departments. He has also served as president of the New Orleans Saints since 2012. He is a representative for both clubs at NFL and NBA Owner's Meetings.

With his 2012 promotion with both clubs capping a steady rise through the executive ranks of the Saints, Lauscha first joined the club as treasurer in 1998 and later earned the additional titles of vice president, senior vice president and executive vice president. In addition to his duties with the Saints and Pelicans, the New Orleans native maintains multiple roles

within other holdings of Tom and Gayle Benson, maintaining a role in the management of New Orleans FOX affiliate WVUE-TV, Zelia, LLC and GMB Racing.

Lauscha's collaborative style, financial acumen and long-term view has played a key role as a member of a contingent that has negotiated agreements for both the Saints and Pelicans with the state of Louisiana that has resulted in long-term lease agreements, continuous improvements to their playing and practice facilities, revitalization of the areas around them and generated revenue for the state without any new taxes for citizens.

In 2009, Lauscha helped negotiate the partnership with the Louisiana Governor that continues the Saints' commitment to the state through 2025. The deal included Mr. Benson purchasing and redeveloping the former New Orleans Centre, which has been transformed into Champions Square and the Benson Tower property adjacent to the Mercedes-Benz Superdome, with the stadium itself undergoing extensive renovations and improvements. Since playing a key role in Mr. Benson's purchase of the Pelicans in 2012, Lauscha has helped broker agreements with the state to upgrade the team's playing and practice facilities. Following successful negotiations, the Pelicans are committed to the state through 2024 and the Smoothie King Center has undergone \$50 million in renovations and improvements.

In 2015, Lauscha helped negotiate an agreement with the state that will result in \$40 million in enhancements for fans of both clubs. The Mercedes-Benz Superdome debuted new state-of-the-art video boards in August in addition to renovated suites and other fan amenities, while a new center-hung HD video scoreboard was installed in the Smoothie King Center for the 2015-16 Pelicans season. Lauscha has also played a key role in finalizing 2011 and 2014 ground-breaking naming rights and sponsorship agreements for both teams' playing facilities with Mercedes-Benz USA and Smoothie King.

Lauscha was instrumental in the 2003 expansion of the Saints training facility. He later oversaw a renovation and expansion of the facilities and administrative offices for the Saints and Pelicans from 2012-13, while directing the construction of a basketball practice facility. The clubs are now housed on the same site, featuring some of the top facilities in professional sports.

Lauscha is committed to help attract major sporting events to New Orleans. He's a key member of the team that actively pursues future Super Bowls and NCAA Basketball Final Four Championships for New Orleans – and was instrumental in landing Super Bowl XLVII. Following Mr. Benson's 2012 purchase of the Pelicans, the city was awarded the 2014 NBA All-Star Game, which was played on Feb. 16 at the Smoothie King Center. Recently, New Orleans was awarded the 2017 NBA All-Star Game, which will be played at the Smoothie King Center, while the NBA All-Star Jam Session exhibition and practices will be held at the Mercedes-Benz Superdome from Feb. 17-19, marking the third time since 2008 the Crescent City has played host to the NBA's annual showcase event.

Active throughout the community, Lauscha currently serves on the Visiting Committee of the Loyola University School of Business, as a member of the NBA's Team Advisory Council of Presidents and Team CBA Advisory Committee, the NFL's Ticketing Strategy Working Group, the Stuart Hall School Board of Trustees, the New Orleans Museum of Art Board, and the Audubon Nature Institute Board. Lauscha has completed terms as board president of the Preservation Resource Center, president of the regional chapter of the Boy Scouts of America – receiving the prestigious Silver Beaver Award – and as a member of New Orleans Mayor Mitch Landrieu's Blight Transition New Orleans Task Force, the Super Bowl XLVII Host Committee, the NBA All-Star Game Host Committee and the NCAA Final Four Host Committee.

His dealings with the teams, state officials and local organizations have provided an opportunity for community involvement. His professional and charitable work was recognized by New Orleans CityBusiness, when Lauscha was

OWNERSHIP

selected as one of the 40 Most Influential Members of the Community. The honor is bestowed on those who are laying the groundwork for a better city. In 2010, he was named the Alumnus of the Year by Loyola University of New Orleans' College of Business and was named to the 2010 Class of Role Models by the Young Leadership Council. He was honored by the Allstate Sugar Bowl Chapter of the National Football Foundation/College Football Hall of Fame with its 2014 Distinguished American Award. In 2015, Lauscha gave the commencement address to the graduates of the University of New Orleans. In 2016, Lauscha was inducted into the Order of West Range by Pi Kappa Alpha, recognizing outstanding alumni for achievement in their career and service to society.

After graduating from Jesuit High School, Lauscha graduated from the University of Alabama with a bachelor's degree in business. He has also received a master's of business administration from Loyola University in New Orleans and is a licensed Certified Public Accountant. He has also completed the NFL Managers Program at Stanford University's Executive Education Graduate School of Business. Prior to joining the Saints, Lauscha worked as the club's auditor for four years while working for a national accounting firm.

EXECUTIVE STAFF



MELISSA HOADLEY
Executive Assistant
to the Executive Officer




MELISSA MANWARING
Administrative Assistant
to the Owner



CHRIS PECK
Personal Security
to Ownership



JEANNE BROWN
Executive Assistant
to the President



ADMINISTRATION



BEN HALES SENIOR VICE PRESIDENT OF MARKETING & BUSINESS DEVELOPMENT

Ben Hales was named senior vice president of marketing and business development for the New Orleans Saints and New Orleans Pelicans in June of 2012 and oversees marketing initiatives for both teams. Hales, who enters his 17th season with the Saints and fifth with the Pelicans, spent seven seasons as the team's vice president of marketing and business development.

On a daily basis, Hales directs the Saints' marketing and creative efforts, as well as community initiatives and game and event presentation. He's also intricately involved in both clubs' critical planning of short-term and long-range marketing efforts. Hales' duties also entail stadium operations

at the Mercedes-Benz Superdome, broadcasting partnerships, promotions, advertising, special events and youth programs.

During the 2012-13 NBA season, the Hornets franchise announced that they would re-brand following the season and become the New Orleans Pelicans. Hales was instrumental in the re-branding efforts from start to finish, helping to first conceptualize the look to represent the Pelicans namesake and leading the planning for the official announcement in January 2013.

In 2011, Hales finalized a ground-breaking ten-year naming rights deal for the stadium with Mercedes-Benz. Throughout his tenure, he has helped create and implement a variety of innovative opportunities for local and national partners to build relationships with the club, including the development of Patron Saints Partners, a premium sponsorship program. Under his direction the club has added a sponsorship and fulfillment department, to ensure corporate partners receive the highest level of service.

The Saints have continued to increase the number and variety of television and radio programs after Hales assumed the role of the club's primary programming negotiator. In addition to three weekly in-season television programs, the Saints now produce numerous specials that have aired on three different local television stations throughout each season.

In 2006, the Saints achieved the first season ticket sellout in team history, a feat the team has equaled each season since then. The club was named the 2006 Marketer of the Year by the American Marketing Association's New Orleans regional chapter and also received the 2007 MAX Award for its 2006 "Winning Is An Attitude" advertising campaign.

Hales joined the Saints in 2000 as a corporate sales account executive. In 2001, he was promoted to corporate sales and broadcasting manager before becoming a director the following year and assuming the responsibilities of business and marketing operations.

Prior to joining the Saints, Hales worked in television advertising in the New Orleans market. In addition to his community efforts on behalf of the team, Hales is a member of the board for GNO, Inc., the New Orleans City Park Board of Commissioners and the People's Health Champions Selection Committee while also serving on the Super Bowl Bid Executive Committee and the NCAA Final Four Committee. Hales has also recently served on the Super Bowl XLVII Host Committee Executive Committee and NBA All-Star Host Committee.

In 2013, Hales was honored as a Young Leadership Council (YLC) Role Model and was named as one of The Gambit's 40 under 40 in 2012.

A native of New Orleans and a longtime Saints terrace and plaza level season ticket holder before joining the club, Hales earned a degree in English from the University of Mississippi in 1996.

MARKETING AND CREATIVE SERVICES



JESSICA RICHARDSON
Senior Director of Marketing



EDDIE COE
Senior Graphic Designer



KEITH CLAVERIE
Creative Services Manager



DAN ASKIN
Email Marketing Specialist



BLAIR POSITERRY
Creative Services Intern

ADMINISTRATION

EVENT PRESENTATION



JOSH RICHARDSON
Executive Director of Live
Programming and Broadcasting



SAMANTHA CARDUCCI
Director of Live Programming
and Events



LINDSEY HAGES
Live Programming and
Entertainment Manager



DANIELLE WALKER
Live Programming and
Entertainment Intern



EDDIE JOHNSON
Promotions and Game Day
Operations Director



ALYSSA BROSKY
Promotions and Game Day
Operations Coordinator



CHRIS FARNET
Promotions and Game Day
Operations Intern



PETER BORAKS
Mascot Coordinator



ASHLEY DEATON
Dance Team Manager



FRED RUCKERT
Marketing & Broadcast
Coordinator



JAMES CROSBIE
Director of Video Production



BEN FALLIN
Senior Motion
Graphics Manager



SHOTA HASHIMOTO
Motion Graphics Coordinator



TRENT BAILEY
Motion Graphics Intern



MATTHEW SEATON
Shooter/Editor



CRISTY FERNANDEZ
Video Production Intern

COMMUNITY AFFAIRS



STEPHEN PATE
Senior Director of Community
and Government Outreach



JULIE BORSCH
Director of Community Affairs



JOHNNY PIZZO
Community Affairs Coordinator

ADMINISTRATION



MICHAEL STANFIELD SENIOR VICE PRESIDENT OF SALES

Michael Stanfield was named senior vice president of sales for the New Orleans Saints and New Orleans Pelicans in June, 2012. He oversees all sales endeavors for both clubs including tickets, suites, group sales and service operations, as well as corporate sales, partnerships and advertising.

Entering his 17th season with the Saints and fifth with the Pelicans, Stanfield is responsible for all of the consumer marketing efforts – directing the sale of season and group tickets, developing sales executives to the next level in their field, supervising the lease of the Mercedes-Benz Superdome and Smoothie King Center luxury suites, managing food and beverage for both facilities, overseeing the sale of all team merchandise as

well as maintaining the clubs' high standards of customer service and retention.

Since taking over leadership of the Pelicans' ticket sales and merchandising efforts, the organization has seen an increase in season-ticket sales and merchandise sales that were the second-biggest growth in the NBA in 2013, followed by additional significant increases.

Under his direction, the Saints have surpassed the majority of the club's ticket sales milestones, including selling out on a season-ticket basis for the first time in franchise history in 2006 – a feat that has reached eight-straight seasons. In addition the club has leased every Superdome suite since the beginning of the 2008 campaign. Saints official merchandise has grown annually into one of the NFL's top sellers. Stanfield also supervises the ticket, suite sales and box office personnel on a daily basis, in addition to serving as the food and beverage service liaison with the Mercedes-Benz Superdome.

Since Stanfield's arrival in 2000, the Saints have sold out every contest in the Superdome but one. Prior to the 2006 season, an innovative season-ticket marketing program fueled the rise of filling the stadium on a season-ticket basis. Fans on all economic levels were reached in an effort to retain existing accounts while cultivating new ones, and those efforts built a waiting list that has continued to grow for season tickets for the first time in franchise history. In 2014, the team established a single-season regular season attendance record for games played at the Mercedes-Benz Superdome with 584,900 fans attending Saints games.

Stanfield has also helped oversee the institution of a direct mail and email database to generate ticket sales and excitement surrounding the club and initiated other creative promotional campaigns by using the club's ever-expanding social and new media platforms. The Saints have also been recognized as one of the top organizations in professional sports for their customer service initiatives and outreach programs, including being named the top professional sports organization by ESPN The Magazine in June, 2010.

In 2007, Stanfield completed the Stanford Business School's Executive Education NFL-Stanford Program for Managers, an educational program and honor known league-wide as an important training ground for promising executives.

In prior work experience, Stanfield was served as director of ticket sales for the Detroit Tigers in 1998 where the Major League Baseball club achieved a then-club record for ticket revenue over a two-year span. He previously served as the director of ticket sales for the International Hockey League's Detroit Vipers in 1997. He was a member of the ticket sales staff for the Florida Marlins expansion franchise in 1993.

Stanfield is on the Board of Directors for the Saints Hall of Fame, and served a member of the Super Bowl XLVII Host Committee and the 2014 NBA All-Star Game Executive Host Committee. He is currently serving as a participant in the Jefferson Leadership Class of Eight, whose mission is to develop a diverse network of dedicated business and community leaders with the capacity to improve the quality of life for all citizens in Jefferson Parish and the Greater New Orleans region. Stanfield is a graduate of St. Leo University (Fla.) and grew up in Warren, N.J. A sports industry public speaker, Stanfield has given presentations at many national events. He is also an active speaker at numerous youth foundations and professional groups throughout the Gulf South, and serves on the board of directors for the Boys & Girls Club of New Orleans.

ADMINISTRATION

CORPORATE PARTNERSHIP SALES



SAM COLE
Senior Director of Corporate
Partnership Sales



CHASE ATKINSON
Corporate Partnership
Account Executive



JEFF FISCHER
Corporate Partnership
Account Executive



EMILE MOUSSA
Corporate Partnership
Account Executive

CORPORATE PARTNERSHIP ACTIVATION



CHASE JONES
Director of Partnership
Activation



NICOLE BLUM
Corporate Partnership
Activation Manager



CLAUDE FLOT
Partnership Activation
Specialist



EAVAN MARTIN
Partnership Activation
Specialist



KELLIN ZALNERRAITIS
Partnership Activation
Specialist



BRANDON MATUKAS
Partnership Activation Intern

ADMINISTRATION

NEW BUSINESS DEVELOPMENT SALES



BRYAN ROSS
Executive Director of Ticket
Sales, Service, and Operations



ALEX HAMILTON
Director of Ticket Operations



MIKE KARCZEWSKI
Ticket Operations Manager



ANGELA LEON
Customer Service
Representative



ANTHONY PARILLA
Manager of New Business
Development



JON GIBSON
Account Executive



EMILE MAFFEI
Account Executive



KIRK COHEN
New Business
Account Executive



ZAC COOPER
New Business
Account Executive



JOSHUA DEWEY
New Business
Account Executive



DREW FELSENTAL
New Business
Account Executive



KYLE FOSTER
New Business
Account Executive



JARED GRAFF
New Business
Account Executive



BLAKE LEONARD
New Business
Account Executive



DEANGELO NORRIS
New Business
Account Executive



ROGER PERRYMAN
New Business
Account Executive



DAN SCHREMBECK
New Business
Account Executive



DAVID STERN
New Business
Account Executive

SUITE SALES AND SERVICE



ROBERT MINTER
Director of Premium Seating



BRIAN BEAN
Premium Sales
Account Executive



KEVIN FERGUSON
Premium Sales
Account Executive



ASHELY THIEDKE
Director of
Premium Service



ADAM BEGOUN
Premium Service
Coordinator

ADMINISTRATION

GROUP TICKET SALES



CHRIS GUIDRY
Group Sales and
Service Manager



DENTON HUNTER
Senior Group Sales
Account Executive



CHRIS HARPSTER
Group Sales
Account Executive



CHASE MCVAY
Group Sales
Account Executive



JESSE NANTZ
Group Sales
Account Executive



MATT PERRIN
Group Sales
Account Executive



MARIANA JEREZ
Group Sales
Account Executive



JASON LAPOUBLE
Group Sales
Account Executive



KELSEY SAUVE
Group Sales
Account Executive

SEASON TICKETS SERVICE AND RETENTION



BLAKE SIMON
Director of Ticket
Service & Retention



GENA BOUDREAUX
Season Ticket
Account Manager



COURTNEY GROS
Senior Account Executive



TIM GRZYCH
Senior Account Executive



STEPHANIE HARPSTER
Senior Account Executive



COREY GARRITY
Senior Account Executive



AMBER MYCZKOWIAK
Account Executive



MARIO SCARFALLOTO
Account Executive



WILL SMITH
Account Executive

ADMINISTRATION



ED LANG

SENIOR VICE PRESIDENT/CHIEF FINANCIAL OFFICER

Ed Lang was named senior vice president/chief financial officer for the New Orleans Saints and New Orleans Pelicans in June, 2012.

Entering his fifth year with the Saints and sixth with the Pelicans, Lang maintains the financial operations for both clubs, is the principal liaison with all vendors that service them and also oversees several administrative and operations departments. He supervises the human resources, information technology and facilities and grounds departments for both clubs. Lang also has served as the primary contact for the NBA in related matters to his responsibilities since first being named CFO of the Pelicans franchise in 2011.

The Cincinnati, Ohio native came to New Orleans following 13 years with the NHL's Nashville Predators in several different leadership capacities. For his final three years with the club he served as the organization's president of business operations after the successful sale of the team to a new ownership group. Lang, who was with the franchise at its inception, began as the organization's vice president/CFO and was named executive vice president of finance and administration/CFO in 2005.

Instrumental in assisting the club's founder Craig Leipold in securing the expansion franchise that became the Predators in 1997, Lang was one of the club's first employees, playing an important role in creating the organization's structure and establishing its business operations. He was in charge of all aspects of the Predators operations outside of hockey, including Bridgestone Arena operations and development of the club's long-term plans and goals. He was responsible for the franchise's business operations, which included ticket operations and sales, sponsorship sales, broadcasting, marketing, communications and development, administration and finances.

Prior to joining the Predators, Lang worked for S.C. Johnson and Son in Racine, Wisc. for 12 years. He served in a variety of business and financial capacities, including venture manager for the office of the chairman, financial support manager, North America professional markets; and financial project manager, corporate financial analysis.

In March of 2006, Lang was elected to the board of directors for Johnson Outdoors, a leading global outdoor recreation company. The company designs, manufactures and markets a portfolio of winning, consumer-preferred brands across four categories: watercraft, marine electronics, diving and outdoor equipment.

After moving to Nashville in 1997, Lang became very active in the Middle Tennessee community. He served as Chairman of Nashville's Adventure Science Center in 2008-10, and as a member on numerous boards including the Nashville Convention and Visitors Bureau, the Nashville Downtown Partnership, Make-A-Wish Foundation of Middle Tennessee and the Nashville Predators Foundation. In 2011, Lang was appointed to the Loyola University New Orleans School of Business Visiting Committee. Lang was also appointed to the Southeast Louisiana Boy Scouts of America board in 2015.

A 1985 Indiana University graduate with a B.S. in finance, Lang received his MBA from Marquette University in 1992. He is an outdoor enthusiast and has competed in numerous triathlons, marathons and cycling events. He also enjoys skiing and mountain climbing.

ADMINISTRATION

ACCOUNTING



DIANE NORTH
Controller



KATELYN GREAUD
Assistant Controller



JACKIE BRUCE
Accounting Specialist



AUSTIN ROARK
Staff Accountant

INFORMATION TECHNOLOGY



JEFF HUFFMAN
Director of Information
Technology



JODY BARBIER
Information Technology
Manager



KEVIN BREWER
Computer Systems
Administrator



CHRIS CHAPITAL
Desktop Support
Specialist



BRAD MILLET
Desktop Support
Specialist

HUMAN RESOURCES



PAT MCKINNEY
Executive Director of
Human Resources



MARY VINET
Human Resources
Generalist



ALYSSA HADDEN
Human Resources
Coordinator

BUSINESS ANALYTICS



JEFF GOSEY
Senior Director of Business
Analytics



MIKE KING
Business Analytics
Manager



DAVE FAVALORO
Business Analytics
Coordinator

OPERATIONS



FRANK DEPIZZO
Director of Operations



TYLER HARBISON
Operations Manager



MAX FERNANDEZ
Operations Coordinator

ADMINISTRATION



VICKY NEUMEYER SENIOR VICE PRESIDENT/GENERAL COUNSEL

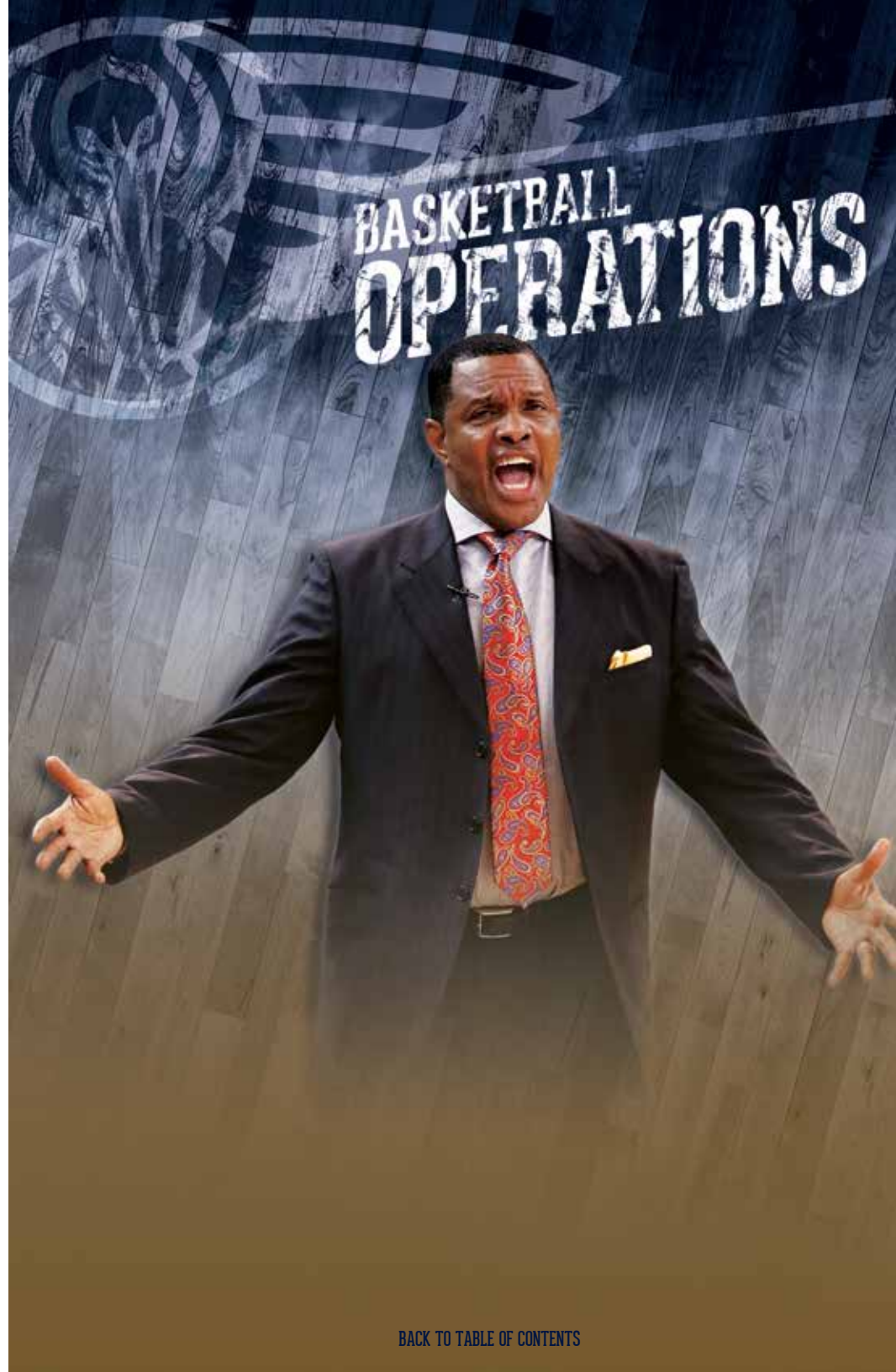
Vicky Neumeyer was named senior vice president/general counsel of the New Orleans Pelicans, in addition to serving in the same position for the New Orleans Saints, in June, 2012, overseeing all legal aspects of both franchises.

Providing comprehensive legal consultation and services to the clubs' executive staff and assuring compliance in all of the organizations' business endeavors, Neumeyer has been a key member of the Saints' front office since joining the club in 2000 and was promoted to vice president/general counsel in 2006.

A member of the Louisiana and federal bar associations, prior to joining the Saints, Neumeyer spent over five years as an in-house corporate litigation attorney for Exxon. Previously she served as a judicial clerk for the Supreme Court of Louisiana and was in private practice as a consultant to major corporate clients and law firms.

In 2004, Neumeyer was selected by the Saints to attend the Stanford Business School's Executive Education NFL-Stanford Program for Managers, an educational program and honor known league-wide as an important training ground for promising executives. She has also been invited to speak at several venues, including Harvard Law School, The Sports Lawyer's Association annual conferences, American Bar Association programs, Tulane Law School, and Loyola Law School. She sits on the boards of the Make-A-Wish Foundation (Texas Gulf Coast and Louisiana) as well as the Sports Lawyers' Association, and is actively involved with the Girl Scouts of Southeast Louisiana.

After completing her undergraduate work Summa Cum Laude at the University of Wisconsin, Neumeyer earned a Master of Science Degree in Audiology at the school. She graduated with honors from Loyola Law School and attained a Master of Law with Distinction with a dual emphasis in Intellectual Property Law and Sports Law from Tulane School of Law.



BASKETBALL OPERATIONS



MICKEY LOOMIS

EXECUTIVE VICE PRESIDENT/BASKETBALL OPERATIONS

Entering his fifth season, Mickey Loomis was appointed the Executive Vice President of Pelicans Basketball Operations in 2012. Additionally, Loomis serves as the Executive Vice President and General Manager of the New Orleans Saints, where he oversees the organization's entire football operations. Loomis, entering his 15th season in his current position and 17th with the Saints, is a veteran of 32 years in the NFL. During his time in New Orleans has been honored with the most prestigious awards presented to a league executive, yet the most satisfying achievement of Loomis' career has come in helping mold a roster that has produced many of the franchise's finest

moments over the last 10 seasons, including the Super Bowl XLIV championship.

Loomis was promoted to general manager in 2002 and earned the additional title of executive vice president later that year. The departments under his direction include coaching, player personnel and scouting, salary cap management, contract negotiations, athletic training, equipment, video and communications. In 2006 - after being the key figure in the hiring of Sean Payton, the signing of Drew Brees and essentially rebuilding a team that would advance to the NFC Championship - Loomis was voted the NFL Executive of the Year by Pro Football Weekly/Pro Football Writers of America. He was also honored by the Sporting News as the George Young Executive of the Year, an award voted on annually by NFL front-office executives and owners.

Loomis has continued to build on the success of 2006, highlighted by five postseason appearances, three division titles and the Super Bowl victory. Over the past 10 years, he has brought aboard a collection of players who have played a key role in New Orleans posting a 100-70 overall record through a combination of the draft, free agency and trades. He's also presided over the club's ability to retain their core players, re-signing several significant contributors to long-term contracts.

While his responsibilities have grown during his tenure with the Saints, Loomis has been a key figure in the highest management circle of the organization since arriving in 2000. Loomis joined the club as director of football administration, a post he held until 2002, handling contract negotiations, managing the salary cap and coordinating different areas of the football operations.

In 2005, Loomis helped steer the club through unprecedented challenges for an NFL team. He calmly guided the staff and players through a sudden evacuation from New Orleans in the wake of Hurricane Katrina, in addition to several moves of the club's base of operations.

Since 2003, Loomis has overseen two extensive renovations of Saints headquarters that have added an indoor practice facility, new weight room and cafeteria and completely renovated coaches and player personnel offices, meeting rooms and locker rooms, giving the club one of the NFL's top training complexes.

Prior to arriving in New Orleans, Loomis spent 15 years with the Seattle Seahawks, including as executive vice president from 1992-98. He joined the Seahawks in October, 1983, was promoted to vice president/finance in 1990 and to Executive Vice President in 1992.

A native of Eugene, Ore., Loomis has a degree in accounting from the University of Oregon and a master's degree in sports administration from Wichita State University.



DEBBIE GALLAGHER

Executive Assistant to the Executive Vice President/General Manager

BASKETBALL OPERATIONS



DELL DEMPS

SENIOR VICE PRESIDENT OF BASKETBALL OPERATIONS/GENERAL MANAGER

Dell Demps enters his seventh season with the New Orleans Pelicans after being named the fourth general manager in franchise history on July 21, 2010. It is Demps' first stint as general manager of an NBA franchise. The 2015 NBA Playoffs marked the second post-season berth the franchise has earned since Demps joined the Pelicans. In his first season with New Orleans, the team made the 2011 playoffs after missing the postseason the year prior.

Demps, 45, joined the Pelicans after five seasons with the San Antonio Spurs and three years as the General Manager of the Spurs' NBA Development League affiliate, the Austin Toros. Demps joined the Spurs at the start of the 2005-06 season as Director of Pro Player Personnel and was promoted to Vice President of Basketball Operations in 2010. With the Spurs, Demps won an NBA Championship (2007). In each of the five seasons that he was with San Antonio, the team won at least 50 games. Prior to joining the Spurs, Demps worked for the New York Knicks from 2003 to 2005 where he joined the organization as a scout and was promoted to the Director of Pro Player Personnel. Demps also spent two seasons as an assistant coach with the Mobile Revelers in the NBA Development League from 2001-2003 where the Revelers captured the 2003 Development League championship.

Demps attended the University of the Pacific where he was a four-year starter on their basketball team, earning All-Big West honors three times. As a senior, he averaged 19.0 points and 5.8 rebounds and earned his bachelor's degree in business administration. While playing professionally, each summer he returned to Pacific and completed his Master's in Business Administration in 1998. Demps is currently a member of Pacific's Eberhardt School of Business Advisory Board. He was also elected to the Pacific Athletics Hall of Fame in 2003.

Demps had a 10-year basketball career where he played all over the world. He played for three seasons in the NBA with Golden State Warriors, San Antonio Spurs and the Orlando Magic. In addition, he played professionally in the Continental Basketball Association (CBA), Philippines, France, Greece, Turkey, Croatia and Venezuela.

Demps in the NBA/NBA Developmental League Front Office

Year	Title
2001-02	Assistant Coach-Mobile Revelers (D-League)
2002-03	Assistant Coach-Mobile Revelers (D-League)
2003-04	Scout-New York Knicks
2004-05	Scout/Director of Pro Player Personnel-New York Knicks
2005-06	Director of Pro Player Personnel-San Antonio Spurs
2006-07	Director of Pro Player Personnel-San Antonio Spurs
2007-08	Director of Pro Player Personnel-San Antonio Spurs/General Manager-Austin Toros (D-League)
2008-09	Director of Pro Player Personnel-San Antonio Spurs/General Manager-Austin Toros (D-League)
2009-10	Director of Pro Player Personnel-San Antonio Spurs/General Manager-Austin Toros (D-League)
2010-11	Senior Vice President and General Manager-New Orleans Hornets
2011-12	Senior Vice President and General Manager-New Orleans Hornets
2012-13	Senior Vice President and General Manager-New Orleans Hornets
2013-14	Senior Vice President and General Manager-New Orleans Pelicans
2014-15	Senior Vice President and General Manager-New Orleans Pelicans
2015-16	Senior Vice President and General Manager-New Orleans Pelicans



ALVIN GENTRY

HEAD COACH

On May 30, 2015, Alvin Gentry was named the head coach of the New Orleans Pelicans – the sixth in the franchise's history.

Prior to joining the Pelicans organization, Gentry served as the associate head coach of the Golden State Warriors, helping navigate the team to one of the best seasons in NBA History. The Warriors won a franchise record 67 games – good for the best record in the NBA – and defeated the Cleveland Cavaliers in six games to claim the 2015 NBA Championship - the franchise's first in 40 years.

Gentry, 62, brings more than 35 years of coaching experience to the Crescent City. Gentry has previously served as the head coach of the Miami HEAT (1995), Detroit Pistons (1997-2000), Los Angeles Clippers (2000-2003) and Phoenix Suns (2008-2013). In 705 games, Gentry has amassed a career record of 335-370 (.475). During his tenure in Detroit, Gentry led the Pistons to the 1999 NBA playoffs during his only full season as head coach of the club. In Los Angeles, Gentry improved the Clippers' record by 16 wins during his first season in 2000-01 (31-51), and added another eight wins the following season (39-43), marking the franchise's best finish in nearly a decade. As head coach of the Suns, Gentry led the team to the 2010 Western Conference finals after a 54-28 regular season record – the fourth best in Phoenix franchise history.

Known for his offensive prowess, Gentry's 2009-10 Suns team led the NBA in scoring (110.2 points per game) as well as offensive rating (115.3), and finished fourth in pace of play (95.3), while being the only team in the league to connect on over 40-percent of their three-point field goal attempts (.412). During the 2013-14 season, Gentry served as the associate head coach of the Clippers, where Los Angeles led the league in both scoring (107.9 points per game) and offensive rating (112.1), while also finishing seventh in pace of play (95.9). This past season while with the Warriors, Golden State led the league in scoring (110.0 point per game) and pace of play (98.3), while finishing second in offensive rating (111.6).

A native of Shelby, N.C., Gentry was a college point guard at Appalachian State, where he graduated with a degree in management in 1977 before embarking on a coaching career. He earned his first opportunity as a graduate assistant at the University of Colorado during the 1977-78 season and landed a full-time assistant coaching job at Baylor in 1980 before returning to Colorado as an assistant coach from 1981-85. In 1985, Gentry joined Larry Brown's staff as an assistant at the University of Kansas, helping the Jayhawks capture the 1988 National Championship and then proceeding to follow Brown to the NBA as an assistant coach on his staff with the San Antonio Spurs. This will be Gentry's second stop in New Orleans, as he served as an assistant coach for Tim Floyd's staff during the 2003-04 season.

Gentry and his wife, Suzanne, have two sons, Ryan (18) and Jack (15). Alvin also has a daughter, Alexis (31), who lives in Denver.

Gentry Year-by-Year NBA Head Coach

Year	Team	W	L	Pct.
1994-95	Miami Heat	15	21	.417
1997-98	Detroit Pistons	16	21	.432
1998-99	Detroit Pistons	29	21	.580
1999-00	Detroit Pistons	28	30	.483
2000-01	Los Angeles Clippers	31	51	.378
2001-02	Los Angeles Clippers	39	43	.476
2002-03	Los Angeles Clippers	19	39	.328
2008-09	Phoenix Suns	18	13	.581
2009-10	Phoenix Suns	54	28	.659
2010-11	Phoenix Suns	40	42	.488
2011-12	Phoenix Suns	33	33	.500
2012-13	Phoenix Suns	13	28	.317
2015-16	New Orleans Pelicans	30	52	.365
Totals		365	422	.463

Gentry Year-by-Year NBA Head Coach Playoffs

Year	Team	W	L	Pct.
1998-99	Detroit Pistons	2	3	.400
2009-10	Phoenix Suns	10	6	.625
Totals		12	9	.571

Gentry Year-by-Year NBA Associate Head Coach

Year	Team	W	L	Pct.
2013-14	Los Angeles Clippers	57	25	.695
2014-15	Golden State Warriors*	67	15	.817
Totals		124	40	.756

*Won NBA Championship



DARREN ERMAN

ASSOCIATE HEAD COACH

Darren Erman enters his second season with the Pelicans after being named associate head coach on June 2, 2015. Prior to arriving in New Orleans, Erman served as an assistant coach with the Boston Celtics under Brad Stevens, helping Boston's defensive rating improve from 18th in the league (107.7) in 2013-14 to 12th (104.5) in 2014-15, and advancing to the NBA playoffs after a one year absence.

Erman joined Stevens' staff by way of Golden State, where he helped transform the Warriors' defense into one of the best in the NBA. Serving as an assistant coach from 2011-14, Golden State improved every year on the defensive end during Erman's tenure. In the 2011-12 season, his first with the team, Golden State ranked 28th in opponent points per game (101.2) and 27th in defensive rating (109.1). In his second season the Warriors improved to 19th in the league in opponent points per game (100.3) and 14th in defensive rating (105.5), and moved to 10th in the NBA in opponent points per game (99.5) and 4th in defensive rating (102.6) in the 2013-14 season.

Prior to his time in Golden State, Erman served as a coaching assistant for four seasons with the Celtics, working under Doc Rivers, Tom Thibodeau and Lawrence Frank. During his first stint in Boston, the Celtics captured the 2008 NBA championship, and boasted one of the league's most prolific defenses, ranking within the top five in opponent points per game and defensive rating all four years.

A native of Louisville, Ky., Erman began his coaching career as a student coach at Emory University in Atlanta, where he graduated summa cum laude/Phi Beta Kappa in 1997. After graduating from Northwestern University Law School in 2000, he practiced law at Latham & Watkins before making the decision to pursue coaching.



ROBERT PACK

ASSISTANT COACH

Robert Pack enters his second season as an assistant coach with the New Orleans Pelicans under Alvin Gentry, his second stint with the organization. Prior to joining Gentry's staff, Pack served as an assistant coach with the Oklahoma City Thunder from 2013-15. Pack began his coaching career in New Orleans, serving as an assistant coach in the Crescent City during the 2009-10 season before spending three seasons with the Los Angeles Clippers in a similar role.

After going undrafted out of the University of Southern California, Pack enjoyed a 13-year NBA playing career in which he averaged 8.9 points, 4.6 assists and 2.0 rebounds in 552 career games with the Portland Trail Blazers, Denver Nuggets, Washington Wizards, New Jersey Nets, Dallas Mavericks, Minnesota Timberwolves and the New Orleans Hornets. Pack appeared in 28 games for New Orleans during the 2002-03 season, averaging 5.2 points and 2.9 assists.

Nicknamed "Pac-Man", Pack was a member of the 1991-92 Portland team that advanced to the NBA Finals and was a member of the 1993-94 Denver Nuggets' squad that made NBA history as the first No. 8 seed to defeat a No. 1 seed in the first round of the NBA Playoffs. Pack was the runner-up in the 1994 NBA All-Star Slam Dunk Contest in Minneapolis. Upon the conclusion of his NBA playing career, Pack played overseas in Lithuania and Spain from 2004-2006 before pursuing a career in coaching.

A native of New Orleans, Pack played collegiate basketball at the University of Southern California, ranking seventh on the Trojans' all-time assists list (319) in just two seasons, while becoming the fourth player in school history to record back-to-back 100 assist seasons. In two years at Southern California, he averaged 13.4 points and 5.6 assists per game.



PHIL WEBER

ASSISTANT COACH

Phil Weber enters his second season in New Orleans as an assistant coach. Prior to joining the Pelicans, Weber served as the head coach of the NBA Development League's Sioux Falls Skyforce, leading the Skyforce to the team's first ever division championship. Before Sioux Falls, Weber served as an offensive advisor for Miami during the HEAT's back-to-back championship runs in 2012 and 2013. During the 2012-13 season, Miami posted the highest offensive efficiency rating in the NBA at 110.3.

Weber has over 30 years of coaching experience in the college and professional ranks. Weber began his coaching career serving in the NCAA as an assistant coach at the University of Florida (1984-89), before moving on to Chaminade University (1990-91) and Iona College (1991-95). Weber made the transition to the NBA in 1999, serving as an assistant with the Phoenix Suns until 2008, where he coached alongside current Pelicans Head Coach Alvin Gentry. From 2008-12, Weber served as an assistant with the New York Knicks.

A native of Northport, N.Y., Weber led Long Island Lutheran High School to a New York State Championship. After high school, Weber played for legendary coach Jim Valvano at North Carolina State, where he was a member of the 1983 NCAA Championship team.

Weber resides in New Orleans with his wife, Lila.



FRED VINSON

ASSISTANT COACH

Fred Vinson begins his seventh season as an assistant coach with the New Orleans Pelicans. Prior to joining the Pelicans, Vinson was an assistant coach for the Los Angeles Clippers from 2007-09. In addition to his duties as an assistant coach, Vinson also served as director of player programs for the Clippers, where he was responsible for mentoring young players and easing their transition to the NBA.

Vinson played 13 years of professional basketball, including two NBA seasons with the Atlanta Hawks and Seattle SuperSonics. In addition to playing in the United States Basketball League, Continental Basketball Association and American Basketball Association, Vinson spent several years overseas with professional clubs in the Philippines, Israel, Venezuela, Poland and France. In 2003, Vinson was a member of the CBA Champion Yakima Sun Kings, in addition to being named a CBA All-Star that season. He also holds the record for most points in a game in Guaiqueries de Margarita (Venezuela) team history with 53.

Vinson graduated from Georgia Tech in 1994 with a degree in business management and was a three-year letterman for the Yellow Jackets. He also attended Chowan Junior College (North Carolina), where he was inducted into the school's hall of fame in November 2014 for the men's basketball team.



KEVIN HANSON

ASSISTANT COACH

Kevin Hanson begins his seventh season with the Pelicans, his fourth as an assistant coach after serving as the team's player development coach in his first three seasons.

Hanson joined the San Antonio Spurs in the summer of 2008 as an assistant video coordinator and was named the Spurs' player development assistant in the summer of 2010. He served as an assistant coach for the Spurs summer league teams each of his last two seasons.

Born and raised in Huntington Beach, Calif., he led Ocean View High School to a CIF Championship. He played four seasons at University of San Diego, earning a bachelor's degree in communications and a minor in sociology. After college, he spent five seasons playing professionally overseas in Argentina and Germany.



JAMELLE MCMILLAN

ASSISTANT COACH

Jamelle McMillan begins his fifth season with the Pelicans, his first in the role of assistant coach after serving as a player development coach since 2013. Prior to New Orleans, McMillan was the Director of Basketball Operations for Drake University. A four year player at Arizona State University, McMillan was a team captain and finished tied for 6th in school history with 122 games played. Additionally, his career 37.3% three-point shooting percentage ties for 10th all-time in Sun Devils history.

Born and raised in Seattle, Wash., McMillan is the son of Indiana Pacers head coach and 12-year NBA veteran Nate McMillan. McMillan holds a bachelor's degree in communications earned in May 2011.



ELVIS VALCARCEL

ASSISTANT COACH/PLAYER DEVELOPMENT COACH

Elvis Valcarcel begins his second season with the Pelicans, his first as an assistant coach/player development coach after serving as a special assistant to the head coach during the 2015-16 season. Valcarcel joined the Pelicans after serving as the video coordinator for the Sacramento Kings from 2013-15.

Before joining the Kings, Valcarcel was the video coordinator for the Phoenix Suns from 2009-13 after serving as the assistant video coordinator during the 2008-09 season. While with the Suns, Valcarcel also was an assistant coach for the Suns' NBA Summer League squad in 2010 and 2012 and did advance scouting in 2011 and 2012. Valcarcel was also the video coordinator for the Phoenix Mercury in 2009 when they won the WNBA championship. Prior to Phoenix, Valcarcel worked two years as an administrative assistant/video coordinator for the men's basketball program at Seton Hall University.

From Union City, N.J., Valcarcel earned a Bachelor of Arts degree in Criminal Justice and Sociology from Rutgers University.



DANNY FERRY

SPECIAL ADVISOR

Danny Ferry enters his first season with New Orleans as a special advisor to General Manager Dell Demps and the Pelicans' basketball operations department.

Ferry comes to New Orleans with 25 years of NBA experience as both a player and front office executive. He served as the President of Basketball Operations and General Manager for the Atlanta Hawks from 2012-15, where he oversaw the team's basketball operations, including coaching, player personnel, contract negotiations and salary cap

management. Prior to the Hawks, Ferry was a member of the San Antonio Spurs organization from 2010-12, where he held the role of Vice President of Basketball Operations. From 2005-10, Ferry served as the General Manager of the Cleveland Cavaliers. Under his guidance, the Cavaliers posted a 272-138 (.663) record, experienced the NBA's best regular season record in both 2008-09 and 2009-10 and advanced to the 2007 NBA Finals for the first time in franchise history.

Selected second overall in the 1989 NBA Draft out of Duke, Ferry went on to play 13 NBA season (Cleveland Cavaliers 1990-2000; San Antonio Spurs 2000-2003), capped off by helping San Antonio claim the 2003 NBA Championship.

Away from basketball, Ferry and his wife, Tiffany, have five children, and he serves of the board of directors for the Lymphatic Malformation Institute, Pace Academy, PeacePlayers and the Northside Youth Organization.

BASKETBALL OPERATIONS



J.J. (JIMMY) POLK

EXECUTIVE DIRECTOR OF BASKETBALL ADMINISTRATION

J.J. Polk enters his seventh season with the New Orleans Pelicans, his fifth as executive director of basketball administration after spending his first two seasons as director of player contracts and basketball administration. Mr. Polk joined the Pelicans after practicing law at Bryan Cave LLP for six years as an associate in the Real Estate and Banking Practice Group.

Prior to attending law school, Mr. Polk played professional basketball in Sweden, Latvia

and China.

Mr. Polk received his Juris Doctor from the University of Illinois College of Law. Mr. Polk earned a political science and managerial studies degree from Rice University.



DAVID BOOTH

DIRECTOR OF PLAYER PERSONNEL

David Booth begins his seventh season with the New Orleans Pelicans, his fourth as director of player personnel after serving as director of scouting in 2012-13 and regional scout from 2010-12.

Booth came to New Orleans from his alma mater, DePaul University, where he served as an assistant coach during the 2009-10 season. He received his first NBA experience as a regional scout with the Memphis Grizzlies from 2005-09 after a one-year stint as an assistant coach at Illinois Central Community College.

Prior to playing 13 years of professional basketball, Booth was a four-year letterman at DePaul from 1988-92, where he ranks among the program's top 10 in scoring, field goals, steals, free throws and blocked shots. He ranks second in school history with 1,933 career points and third all-time with 713 career field goals. Booth received a degree in communications from DePaul University in 1992. He and his wife, Melissa, have three children, Mariah, 25, Sydney, 21, and Brandon, 17.



SHANE KUPPERMAN

DIRECTOR OF BASKETBALL OPERATIONS

Shane Kupperman, a native New Orleanian, enters his eighth season with the New Orleans Pelicans. In his current role as director of basketball operations, Kupperman assists the general manager in the day-to-day management of basketball operations. In addition, his current responsibilities include salary cap management, roster management, and player evaluation at the collegiate, professional, and international levels. Kupperman previously served in a variety of roles with the Pelicans, including responsibility for the

team's analytics efforts. Prior to joining the Pelicans, Kupperman served two seasons on the basketball staff at the University of Southern California under Head Coach Tim Floyd, during which USC won the PAC-10 Conference Tournament for the first time in school history. Kupperman began his basketball career while in college at Indiana University when he was a student manager.

BASKETBALL OPERATIONS



MARC CHASANOFF

COORDINATOR OF PRO PLAYER PERSONNEL

Marc Chasanoff enters his seventh season with the New Orleans Pelicans, his fourth as coordinator of pro player personnel after previously serving as a pro scout, basketball operations assistant and video coordinator. Prior to coming to New Orleans, Chasanoff worked as a basketball operations intern with the Charlotte Bobcats.

Chasanoff, a Bradenton, Fla. native, went to Flagler College and received a degree in sports management and business administration.



DAN PURCELL

BASKETBALL OPERATIONS MANAGER

Dan Purcell enters his second season as the team's basketball operations manager after originally serving as basketball operations assistant for the Pelicans beginning in 2013. Prior to joining the Pelicans, Purcell served as the director of basketball operations for the National Basketball Academy in Beachwood, Ohio.

Originally from Burton, Ohio, Purcell graduated from Lake Erie College (Painesville, Ohio), earning a bachelor's in business administration. While enrolled at Lake Erie, Purcell was

a key member of the men's basketball team that captured two Allegheny Mountain Collegiate Conference Championships and made two appearances in the NCAA Tournament.



BRYSON GRAHAM

SCOUTING COORDINATOR

Bryson Graham begins his seventh season with the Pelicans, his third in the role of scouting coordinator after serving as the team's video coordinator from 2012-14, player development director/basketball operations associate in 2011-12 and as a front office intern in 2010-11.

Prior to joining the Pelicans, Graham was a graduate assistant for the Texas A&M men's basketball team while in graduate school following a three year playing career at A&M.

Graham was part of the Aggies men's basketball teams that advanced to the Sweet Sixteen in 2006-07 and the second round of the NCAA Tournament in 2007-08 and 2008-09, graduating in 2009 with a degree in human resource development with a minor in business. Before his time in College Station, Graham attended junior college and played basketball at Lon Morris College in Jacksonville, Texas and spent the previous season playing prep school basketball at Maine Central Institute in Pittsfield, Maine.

Born and raised in San Antonio, Texas, Graham graduated from Ronald Reagan High School in 2004. He was selected to the Big 12 All-Academic Team three consecutive seasons between 2007 and 2009 and was also part of the Big 12 Winter Chick-fil-A Community of Champions.



MATT WHINREY

VIDEO COORDINATOR

Matt Whinrey begins his fourth season with the Pelicans, his third in the role of video coordinator after serving as the assistant video coordinator in 2013-14.

Prior to joining the Pelicans, Whinrey was an NBA regional scout and basketball operations assistant for the Cleveland Cavaliers. After graduating with a degree in math and psychology from IUPUI in 2009, Whinrey worked as a student assistant coach for the men's basketball team before being named an assistant coach from 2010-2012.



DUANE BROOKS

HEAD ATHLETIC TRAINER

Duane Brooks, who brings over two decades of experience in his field, enters his third season with the New Orleans Pelicans after spending 13 seasons as the New Orleans Saints' assistant athletic trainer. Brooks is responsible for the health care, prevention and rehabilitation of injuries, daily training room operations and maintenance of the team's medical records. Brooks joined the Saints in 2002 after spending six seasons with Florida State University in a similar capacity. His contributions since have helped the athletic training staff earn several awards, including the 2007 Southeastern Athletic Trainers' Association (SEATA) Professional Athletic Trainers Award and both the Professional Football Athletic Training Society Staff of the Year and Fain Cain Memorial Award in 2006. During his time with the Saints and Pelicans organizations, Brooks has served on the training staffs for the 2007 Pro Bowl, Super Bowl XLVII and the 2016 Basketball Without Borders camp in Johannesburg, South Africa.

While at Florida State, Brooks was the assistant football athletic trainer and head athletic trainer for the baseball team. He traveled to the College World Series three times and was a member of a staff that participated in four national championship football games. Brooks completed summer internships with the Tampa Bay Buccaneers in 1992, 1993 and 1996.

A member of both the National Athletic Trainers Association and the Louisiana Athletic Trainers Association, Brooks has a bachelor's degree from Florida A&M and earned his master's degree in athletic administration at Florida State.



JASON SUMERLIN

HEAD STRENGTH & CONDITIONING COACH

Jason Sumerlin enters his third season with the Pelicans, his second as the head strength & conditioning coach. In this role, Sumerlin will oversee the athletic development and training of Pelican players. Last season, Sumerlin was the assistant strength & conditioning coach for the club.

Prior to joining the Pelicans, Sumerlin spent five seasons serving as the assistant strength coach for the San Antonio Spurs, during which the Spurs made two appearances in the NBA Finals in 2013 and 2014, capturing the NBA Championship in five games over Miami in 2014.

A native of San Antonio, Sumerlin graduated from Texas Tech University in Lubbock, earning a degree in sports science with a minor in nutrition. While at Texas Tech, Sumerlin served as an assistant strength and conditioning coach for the football and golf teams.

A native of San Antonio, Sumerlin graduated from Texas Tech University in Lubbock, earning a degree in sports science with a minor in nutrition. While at Texas Tech, Sumerlin served as an assistant strength and conditioning coach for the football and golf teams.



MICHAEL RUFFIN

ASSISTANT STRENGTH & CONDITIONING/PLAYER DEVELOPMENT COACH

A nine-year NBA veteran, Michael Ruffin enters his third year as player development coach for the Pelicans and his second as the assistant strength and conditioning coach. Selected No. 32 overall in the 1999 NBA Draft out of the University of Tulsa, Ruffin appeared in 414 career games with Chicago, Philadelphia, Utah, Washington, Milwaukee and Portland, and also played internationally in Spain.

A Denver native, Ruffin was a member of the gold-medal-winning United States team at the 1997 World University Games.



DAVID JOVANOVIC

EQUIPMENT MANAGER

David Jovanovic, an employee of the franchise since their inaugural season in 1988, returns for his 30th season with the Pelicans in 2016-17.

His responsibilities as the team's equipment manager consist of ordering and maintaining all of the team's equipment and maintaining the team's locker room. At home games, he ensures that the team and their opponents have everything they need for game preparation. In addition, he travels with the team to all preseason, regular season and playoff games and can be found in his usual seat at the end of the bench.

"Big Shot," as he is known by the players and staff, also directs the team's extensive ball boy program.

Along with his daily responsibilities with the team, he has also assisted with the original 1988 CBA tryouts for the team, the 1991, 2008 and 2014 NBA All-Star Games, training camp for the 1995 USA Women's Basketball Team that competed in Atlanta for the Summer Olympics, an exhibition game with the 1994 USA Men's Basketball Team that competed in the World Championships in Toronto as well as numerous NCAA Tournament Regionals and ACC Tournaments.

A native of Arlington, Va., Jovanovic attended Belmont Abbey College in Belmont, N.C., and earned his bachelor's degree in mathematics in 1988.

BASKETBALL OPERATIONS


BASKETBALL OPERATIONS STAFF



TODD HOOKS
Assistant Athletic Trainer
& Physical Therapist



TERRANCE "DOC" MARTIN
Director of Player Programs



RANDY GREENUP
Director of Team Security



KORY JOHNSON
Assistant Equipment Manager/
Travel Coordinator



SOMAK SARKAR
Basketball Operations
Strategic Analyst



JARED LEWIS
Physical Therapist



JASON BROWN
Assistant Video
Coordinator



BRIAN ORMANDY
Assistant Video
Coordinator



PEGGY MCCRANE
Basketball Operations
Receptionist



JUAN BARNES
Team Attendant



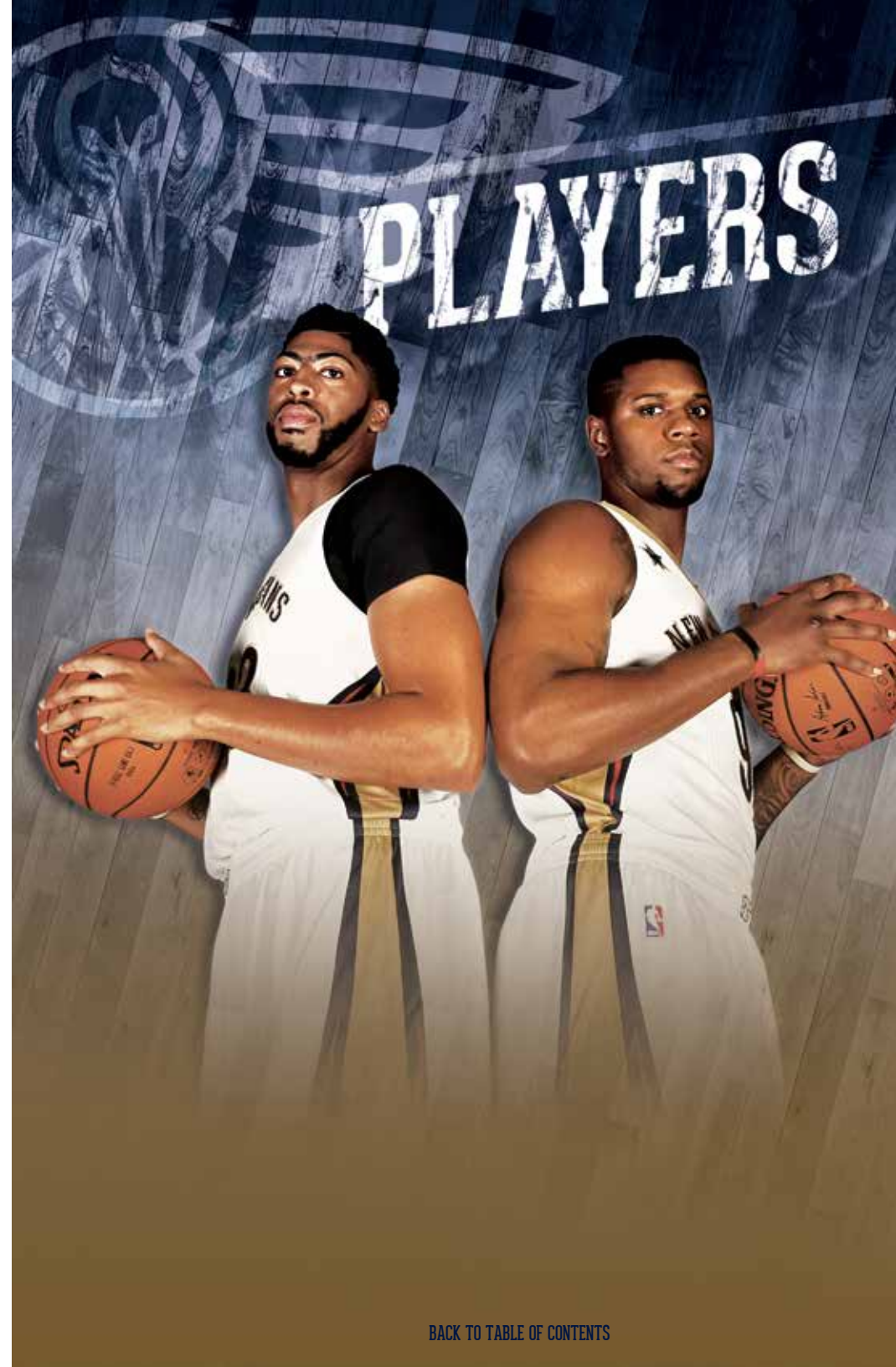
JAXON MARKWORTH
Team Attendant



BRANDON DEMAS
Team Attendant



Landry Harris
Basketball Operations Intern



2016-17 PELICANS ROSTER

42 ALEXIS
AJINCA3 OMER
ASIK33 DANTE
CUNNINGHAM23 ANTHONY
DAVIS13 CHEICK
DIALLO1 TYREKE
EVANS2 TIM
FRAZIER10 LANGSTON
GALLOWAY15 ALONZO
GEE24 BUDDY
HIELD44 SOLOMON
HILL11 JRUE
HOLIDAY9 TERRENCE
JONES55 E'TWAUN
MOORE20 QUINCY
PONDEXTER

2016-17 PELICANS TRAINING CAMP ROSTER

No	Player	Pos	Ht	Wt	Birthdate	Prior to NBA/Country	Exp.
42	Alexis Ajinca	C	7-2	248	05/06/1988	Hyerres-Toulon/France	6
3	Omer Asik	C	7-0	255	07/04/1986	Fenerbahce S.K./Turkey	6
4	Quinn Cook	G	6-2	179	03/23/1993	Duke/USA	R
22	Chris Copeland	F	6-8	235	03/17/1984	Colorado/USA	4
33	Dante Cunningham	F	6-8	230	04/22/1987	Villanova/USA	7
23	Anthony Davis	F-C	6-10	253	03/11/1993	Kentucky/USA	4
8	Shawn Dawson	G	6-6	205	12/12/1993	Maccabi Rishon LeZion/Israel	R
13	Cheick Diallo	F	6-9	220	09/13/1996	Kansas/Mali	R
1	Tyreke Evans	G-F	6-6	220	09/19/1989	Memphis/USA	7
2	Tim Frazier	G	6-1	170	11/01/1990	Penn State/USA	2
10	Langston Galloway	G	6-2	200	12/09/1991	Saint Joseph's/USA	2
15	Alonzo Gee	G-F	6-6	220	05/29/1987	Alabama/USA	7
24	Buddy Hield	G	6-4	214	12/17/1993	Oklahoma/Bahamas	R
44	Solomon Hill	F	6-7	225	03/18/1991	Arizona/USA	3
11	Jrue Holiday	G	6-4	205	06/12/1990	UCLA/USA	7
9	Terrence Jones	F	6-9	255	01/09/1992	Kentucky/USA	4
55	E'Twaun Moore	G	6-4	191	02/25/1989	Purdue/USA	5
20	Quincy Pondexter	G-F	6-7	225	03/10/1988	Washington/USA	5
0	Robert Sacre	C	7-0	270	06/06/1989	Gonzaga/USA	4
5	Lance Stephenson	G	6-5	230	09/05/1990	Cincinnati/USA	6

Head Coach: Alvin Gentry (Appalachian State)

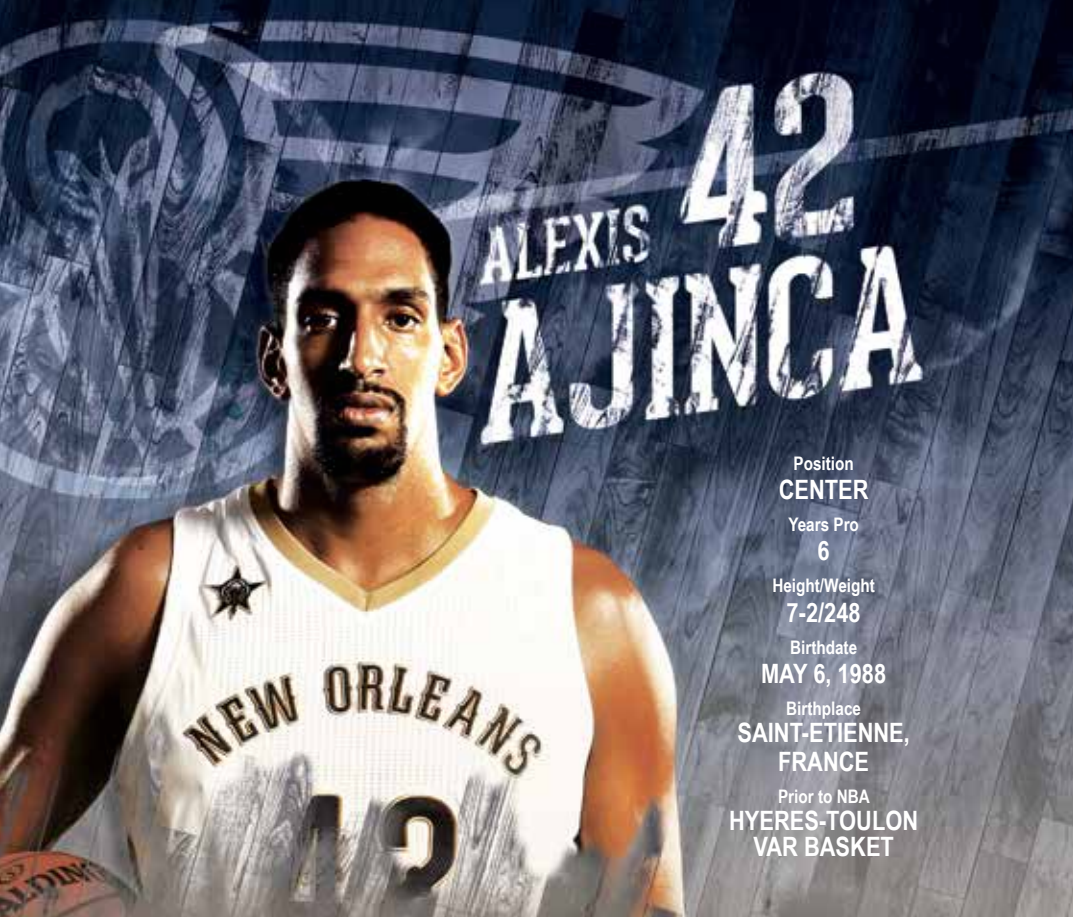
Associate Head Coach: Darren Erman (Emory)

Assistant Coaches: Robert Pack (Southern California), Phil Weber (North Carolina State), Fred Vinson (Georgia Tech), Kevin Hanson (San Diego), Jamelle McMillan (Arizona State), Elvis Valcarcel (Rutgers)

Athletic Trainer: Duane Brooks (Florida A&M)

2016-17 PELICANS TRAINING CAMP NUMERICAL ROSTER

0	Robert Sacre
1	Tyreke Evans
2	Tim Frazier
3	Omer Asik
4	Quinn Cook
5	Lance Stephenson
8	Shawn Dawson
9	Terrence Jones
10	Langston Galloway
11	Jrue Holiday
13	Cheick Diallo
15	Alonzo Gee
20	Quincy Pondexter
22	Chris Copeland
23	Anthony Davis
24	Buddy Hield
33	Dante Cunningham
42	Alexis Ajinca
44	Solomon Hill
55	E'Twaun Moore



ALEXIS AJINCA 42

Position
CENTER

Years Pro
6

Height/Weight
7-2/248

Birthdate
MAY 6, 1988

Birthplace
**SAINT-ETIENNE,
FRANCE**

Prior to NBA
**HYERES-TOULON
VAR BASKET**

Transactions: Drafted 20th overall by Charlotte in 2008 NBA Draft.....Traded by Charlotte with center Tyson Chandler to Dallas for center Erick Dampier, forwards Eduardo Najera and Matt Carroll and cash considerations 7/13/10...Traded by Dallas with a second-round draft choice and cash considerations to Toronto for the draft rights to Giorgos Printezis 1/24/11...Signed by New Orleans 12/20/13...Re-signed to multi-year contract by New Orleans 7/9/15.

2015-16 Season (New Orleans): Averaged 6.0 points and 4.6 rebounds in 59 appearances (17 starts)...Recorded four double-doubles and scored in double figures 12 times and blocked two-plus shots nine times...Shot .476 from the field...Set career highs with 28 points and 15 boards in 37 minutes in a win 4/8 vs. LAL...Notched his third double-double of the season with 12 points and 10 rebounds 4/5 at PHI...Recorded 16 points and a season-high four blocks 4/3 at BKN...Scored 22 points on 10-20 shooting in a career-high 36 minutes 3/24 at IND...Grabbed 12 boards and a career high five steals 1/8 vs. IND...Scored 10 points on 5-of-6 from the floor 12/1 vs. MEM...Scored 12 points and grabbed 10 rebounds for his first double-double of the season 11/18 at OKC.

Professional: Has averaged 5.3 points, 3.8 rebounds and 13.1 minutes in 254 appearances (61 starts) with Charlotte, Dallas, Toronto, and New Orleans... **2014-15 (New Orleans):** Averaged 6.5 points and 4.6 rebounds in 68 appearances (8 starts)...Recorded five double-doubles and scored in double figures 20 times and blocked two-plus shots nine times...Shot .550 from the field...Made NBA Playoffs debut, appearing in three of New Orleans' four games against GSW...Scored 17 points and tallied career-highs in field goal attempts (14), assists (four), and steals (three) 3/10 at BKN...Notched a double-double with 10 points and 11 rebounds 3/4 vs. DET...Recorded his third double-double of the season with 13 points and 12 rebounds 3/2 at DAL...Scored a career-high 24 points including the go-ahead basket in a win 2/27 vs. MIA...Sunk eight free throws in as many attempts, a career-high 2/11 vs. IND...Recorded a career-high 5 blocks 1/23 at MIN...Notched 22 points on 10-of-13 shooting in a win 1/18 at TOR...Scored 16 points to go along with a career-high 14 boards en route to his second double-double of the season 1/16 at PHI...Recorded a

CAREER HIGHS

PTS	28 vs. LAL 4/8/16
FGM	12 vs. LAL 4/8/16
FGA	20 at IND 3/24/16
3FGM	3 at DEN 3/21/11
3FGA	5 at DEN 3/21/11
FTM	8 vs. IND 2/11/15
FTA	10 at IND 1/4/14
OREB	6 (Twice)
DREB	10 (Twice)
TREB	15 vs. LAL 4/8/16
ASTS	4 (Twice)
STLS	5 vs. IND 1/8/16
BLKS	5 at MIN 1/23/15
MINS	37 vs. LAL 4/8/16

PLAYERS

double-double with 10 points and 13 rebounds vs. POR 12/20 in just 15 minutes of action...Got his first start of the season 11/17 at POR, blocking a shot and scoring six points on three-of-five shooting... **2013-14 (New Orleans):** Averaged 5.9 points and 4.9 rebounds in 56 appearances (30 starts)...Recorded three double-doubles and scored in double figures 13 times and blocked two-plus shots 12 times...Snagged 10 boards to go along with nine points and three blocks in a win 3/28 vs. UTA...Racked up 10 points and seven boards off the bench 3/19 vs. TOR...Recorded his second double-double of the season with an 11 point, 10 rebound effort 3/1 at LAC...Tallied 14 points, eight rebounds, and tied a career high with three assists 2/26 at DAL... Had one of the best game of his career, recording then-career-highs in points (19), FGM (7), FGA (13), OREB (6), and TREB (12) in a losing effort 2/24 vs. LAC...Scored 16 points on a perfect 7-of-7 from the field, while collecting nine rebounds including a then-career-high eight defensive boards 2/12 at MIL...Collected 10 rebounds 2/3 vs. SAS... Tied a then-career-high with three blocked shots on a night where he was a perfect four-of-four from the field 2/1 vs. CHI...Set a then-career-high in blocks 1/24 at DET with three...Led the team in rebounding in his Pelicans debut with 11 at POR 12/21... **2010-11 (Toronto/Dallas):** Appeared in 10 games and made two starts with Dallas, totaling 29 points, 17 rebounds and 75 minutes before being traded to Toronto on January 4, 2011...Averaged 4.8 points, 2.5 rebounds and 11.0 minutes in 24 games with Toronto ... Scored in double-digits on three occasions for Toronto ... Shot 5-of-6 from the free throw line, both then-career highs, 4/13 vs. MIA ...Tied a career-high with two steals 4/11 at MIL ... Recorded then-career highs in assists (3) and minutes played (24), and matched his then-career-high with eight defensive rebounds at GSW on 3/25 ... Scored a season-high 11 points, tying his career highs in three-pointers made and attempted (3-of-5), in 16 minutes 3/21 at DEN...Missed two games (Mar. 9-11) with a sore right knee ... Totaled 10 points 2/22 at CHA ... Scored 10 points 1/28 vs. MIL ... Played six minutes and contributed two points, one rebound and one steal in his Raptors debut 1/26 vs. PHI... **2009-10 (Charlotte):** Appeared in six games with CHA, averaging 1.7 points and 5.0 minutes ... **D-League:** Assigned to the Maine Red Claws (11/30 - 2/2)... In 22 games with Maine, averaged 14.6 points, 7.5 rebounds, 3.1 blocks and 26.0 minutes, while shooting 54.6 per cent from the field (113-207) and 74.8 percent (95-127) from the free throw line ... Named to the Eastern Conference D-League All-Star Team but was unable to play due to injury... Registered a triple-double with 26 points, 13 rebounds and 10 blocks vs. Austin on Jan. 22, marking the 6th points/rebounds/blocks triple-double in D-League history ... **2008-09 (Charlotte):** Played in 31 games (four starts) as a rookie with CHA ... Averaged 2.3 points and 1.0 rebounds in 5.9 minutes ... Set a then-career-high with 12 points in 20 minutes at NOH on 12/10 ... Led or tied for the team lead in blocks twice and steals twice.

Personal: Name is pronounced ah-lex-SEE ah-Gin-sa ... Native of Saint Etienne, France ... Father was a wrestler from the French Islands and mother is a native of France ... Did not start playing basketball until age 12 ... Was a world-class BMX rider as a youth, with multiple top-five finishes in the UCI World Championships for his age group, including a second-place finish in 1997... Sister Elodie was a BMX World Champion in 2003 ... Lists "Remember the Titans" as his favorite movie and "House of Payne" as his favorite TV show... Likes reggae music ... An early entry candidate in the 2008 Draft after spending the previous two seasons playing professionally in his native France.

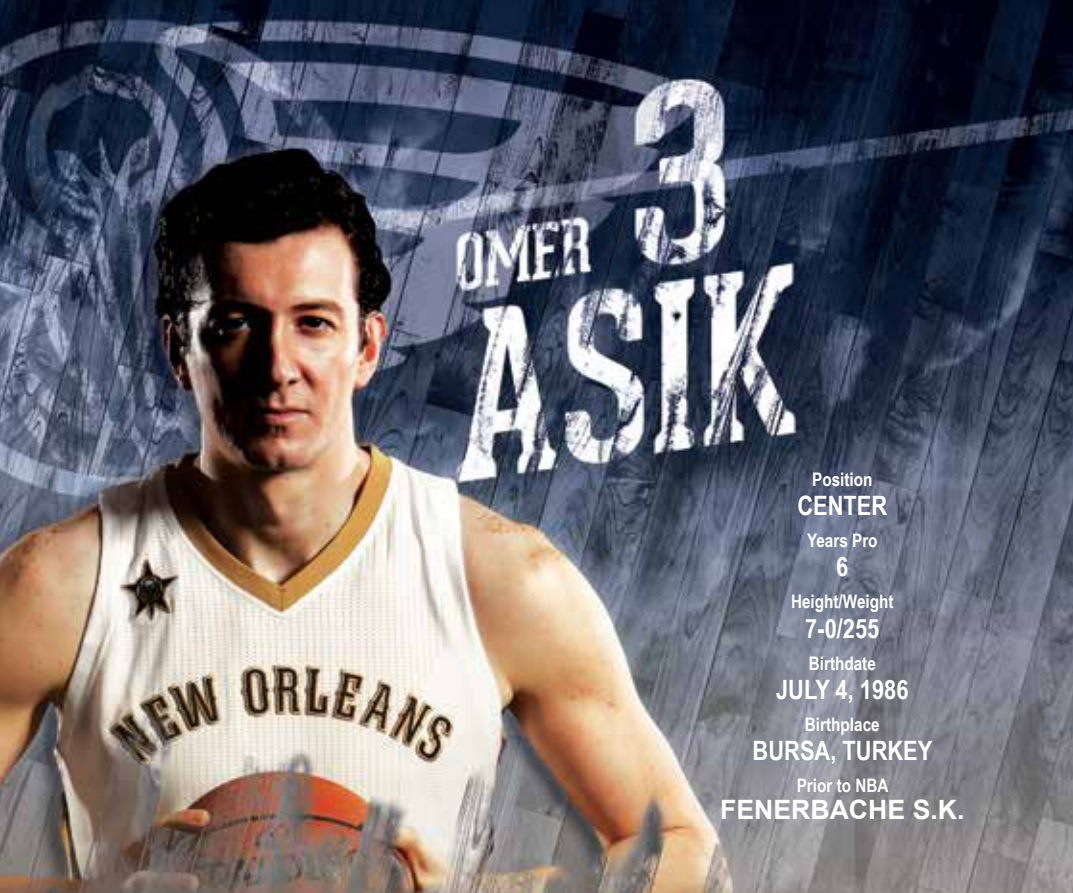
NBA REGULAR SEASON STATS

SEASON	TEAM	GP	MIN	FGM	FGA	FG%	FTM	FTA	FT%	OREB	DREB	TREB	AST	TO	STL	BLK	PF	PTS	PPG	RPG	APG
2008-09	CHA	31	182	25	69	0.362	20	119	0.773	9	21	30	3	12	7	6	34	70	2.3	1.0	0.1
2009-10	CHA	6	30	5	10	0.500	0	1	0.754	1	3	4	0	2	1	1	5	10	1.7	0.7	0.0
2010-11	TOT	34	340	59	133	0.444	13	18	0.737	17	61	78	10	18	11	19	73	143	4.2	2.3	0.3
2013-14	NOP	56	951	136	250	0.544	56	67	0.836	94	183	277	40	63	23	46	187	328	5.9	4.9	0.7
2014-15	NOP	68	957	181	329	0.550	81	99	0.818	104	211	315	47	69	21	51	151	443	6.5	4.6	0.7
2015-16	NOP	59	861	150	315	0.476	52	62	0.839	75	194	269	31	54	19	36	134	352	6.0	4.6	0.5
TOTALS	--	254	3321	556	1105	0.503	222	275	0.807	300	673	973	131	218	82	159	584	1346	5.3	3.8	0.5

3-POINT FG: 2008-09, 0-2 (.000); 2010-11, 12-34 (.353); 2013-14, 0-1 (.000); 2015-16, 0-1 (.000); TOTALS: 12-38 (.316).

NBA POSTSEASON STATS

SEASON	TEAM	GP	MIN	FGM	FGA	FG%	FTM	FTA	FT%	OREB	DREB	TREB	AST	TO	STL	BLK	PF	PTS	PPG	RPG	APG
2014-15	NOP	3	10	4	4	1.000	0	0	--	0	1	1	1	0	1	0	2	8	2.7	0.3	0.3
TOTALS	--	3	10	4	4	1.000	0	0	--	0	1	1	1	0	1	0	2	8	2.7	0.3	0.3



OMER 3 ASIK

Position
CENTER

Years Pro
6

Height/Weight
7-0/255

Birthdate
JULY 4, 1986

Birthplace
BURSA, TURKEY

Prior to NBA
FENERBACHE S.K.

Transactions: Drafted by Portland (36th overall) in the second round of the 2008 NBA Draft ... Draft rights were traded to Chicago in exchange for Denver's 2009 second-round pick, New York's 2009 second-round selection and Chicago's 2010 second-round pick 9/10/10 ... Signed as a restricted free agent by Houston 7/24/12, after Chicago chose not to match Houston's offer sheet...Acquired by New Orleans along with Omri Casspi and cash considerations in three team trade with Houston and Washington in exchange for a future first-round pick, Alonzo Gee and Scotty Hopson to Houston and Melvin Ely to Washington 7/15/14...Re-signed to a multi-year contract by New Orleans 7/9/15.

2015-16 Season (New Orleans): In 68 games (64 starts), averaged 4.0 points and 6.1 rebounds per game in 17.3 minutes...Notched 12 games of double-digit rebounds...Notched his second double-double of the season, grabbing 11 boards and scoring a career high 24 points on 10-13 from the floor in a season-high 32 minutes 4/13 at MIN...Set a new season high with 15 boards in 24 minutes 3/24 at IND...Recorded his first double-double of the season, setting a season high with 15 points and grabbing 14 boards 3/20 vs. LAC...Exited after 7:11 due to a right ankle sprain 2/21 at DET...Grabbed with 14 rebounds 2/19 vs. PHI...Grabbed 13 boards to go along with eight points 1/28 vs. SAC... Scored 12 points and grabbed eight rebounds 1/21 vs. DET...Grabbed a then-season-high 13 boards on back-to-back nights: 1/12 at LAL and 1/13 at SAC...Played 16 minutes, scoring two points and grabbing five rebounds 11/10 vs. DAL...Sidelined for five out of the first six contests with a calf strain.

Professional: Professional: Appeared in 422 career NBA regular season games (243 starts) with Chicago, Houston, and New Orleans...Holds averages of 5.6 points, 7.5 rebounds and 0.8 blocks per game in 20.3 minutes... Owns 132 career 10-plus rebounding games, including four career 20-rebound performances... Has appeared in 37 career playoff games for Chicago, Houston and New Orleans, averaging 4.1 points and 5.5 rebounds...**2014-15 (New Orleans):** In 76 games (all starts), averaged 7.3 points, 9.8 rebounds and 0.7 blocks per game in 26.1 minutes...Averaged 4.1 points and 5.5 rebounds over four games in first round series vs. Golden State...Grabbed 13 rebounds 4/20 at GSW...Grabbed a season-high 18 rebounds in a win 4/10 vs.

CAREER HIGHS

PTS	24 at MIN 4/13/16
FGM	11 vs. ORL 4/1/13
FGA	14 vs. NOH 1/2/13
3FGM	--
3FGA	1 at POR 4/5/13
FTM	11 (Twice)
FTA	14 (Twice)
OREB	10 vs. ORL 10/28/14
DREB	17 (3 Times)
TREB	23 (Twice)
ASTS	4 at DEN 1/30/13
STLS	4 vs. DET 11/10/12
BLKS	5 (5 Times)
MINS	44 at POR 11/16/12

PLAYERS

PHX...Tied a season-high with 16 points to go along with 11 rebounds 3/17 vs. MIL...recorded a double-double, scoring 10 points and grabbing 13 rebounds, including a season-high eight offensive boards 3/15 vs. DEN...Notched his 10th double-double of the season with 12 points and 15 rebounds 3/10 at BKN...Grabbed 16 boards (14 defensive) 3/1 vs. DEN...Recorded his eighth double-double of the season, scoring 14 points and grabbing 11 rebounds, while also setting season-highs from the foul stripe with six makes on 10 attempts 2/23 vs. TOR...Recorded five blocks 2/9 vs. UTA, tying a career-high...Notched his 7th double-double of the season with 10 points and 11 rebounds 1/25 vs. DAL...Grabbed a season-high-tying 17 rebounds to go along with 11 points, recording his 6th double-double of the season 1/19 at NYK...Recorded his fifth double-double of the season with 14 boards and a season-high 16 points 12/9 vs. NYK...Inactive with lower back pain, missing the matchups 11/17-11/22 at POR, SAC, DEN, and UTA...Recorded 14 points and 17 rebounds (including a career-high 10 offensive) and career-high-tying five blocks in his Pelicans debut 10/28 vs. ORL...**2013-14 (Houston):** In 48 games with the Houston Rockets (19 starts), averaged 5.8 points, 7.9 rebounds and 0.8 blocks per game in 20.2 minutes...Pulled down a team-high 10 rebounds off the bench at MEM 11/25...Returned to the lineup with five rebounds in 10:59 of action at MIL 2/8, marking his first game action since at UTA 12/2...Collected 12 boards at LAL 2/19...Started at center vs. UTA 3/17, posting 12 points (5-of-12 FG) and 11 rebounds...Recorded 12 points (5-of-9 FG) and 11 boards vs. LAC 3/29...Had 12 points (5-of-8 FG), a career-high 23 rebounds and two blocks at BKN 4/1...Added 15 boards at TOR 4/2 and 12 rebounds vs. OKC 4/4...Posted a season-high 18 points (6-of-11 FG, 6-of-11 FT), a career-high-tying 23 rebounds (17 in the first half), three steals and three blocks vs. DEN 4/6...**2012-13 (Houston):** In his first season with Houston in 2012-13, averaged 10.1 points, 11.7 rebounds and 1.06 blocks in 82 games (82 starts)...**2011-12 (Chicago):** Appeared in all 66 games (two starts) with Chicago, averaging 3.1 points, 5.3 rebounds, 1.03 blocks (31st in NBA) and 14.7 minutes per game...Grabbed 10 or more rebounds five times and scored 10-plus points three times...Tallied eight points (3-of-6 FG), 14 boards and a career-high-tying five blocks vs. Washington (1/11/12)...Finished with a season-high 11 points (5-of-6 FG) vs. PHX 1/17...Made his first career start vs. CHA 1/21, posting six points, a season-high 15 rebounds, three steals and two blocks in 38:36 of play...Matched his five blocks vs. DEN 3/26...Netted nine points (3-of-6 FG) and equaled his season-best 15 boards (seven offensive) at CHA 4/18...**2010-11 (Chicago):** Appeared in all 82 games with the Bulls, posting averages of 2.8 points, 3.7 boards, 0.68 blocks and 12.1 minutes per game...Posted four games of double-digit rebounding, three games with 10-plus points and recorded one double-double...Ranked fifth in the NBA in offensive rebounds per 48 minutes (5.4), 11th in blocks per 48 minutes (2.72), 12th in rebounds per 48 minutes and 20th in defensive rebounds per 48 minutes (9.4)...Posted 13 points (5-6 FG), seven boards and a season-high five blocks vs. TOR 1/4...Pulled down 11 rebounds despite not attempting a field goal or a free throw vs. MIA 2/24 to become the first rookie in NBA history to grab at least 10 boards in a game without taking a shot of any kind...Grabbed 13 rebounds at ORL 3/4...Notched his first career double-double with 11 points and a season-high 16 boards at NJN 3/17...Scored a season-high 14 points (6-of-6 FG) vs. SAC 3/21.

International: Member of Turkish national team at 2014 FIBA World Cup, helping lead his country to a 4-3 finish and an appearance in the quarter finals...Averaged 9.9 points and a team-high 8.4 rebounds...Best game of the tournament came in a 77-73 overtime win against Finland, recording a game-high 22 points on 7-of-12 (.583) shooting from the field and a game-high eight rebounds...Grew up playing for Fenerbahçe S.K. Istanbul (2005-10) in his native Turkey ... Was loaned to Kadikoy Belediyesi in the Turkish League's second division for the majority of the 2005-06 season ... Played with the silver-medal-winning Turkish National Team in the U-20 European Championships in Izmir, Turkey ... Was again a member of the silver-medal-winning Turkish squad at the 2010 FIBA World Championships held in Istanbul ... Missed two months of action due to a broken left clavicle in 2009-10 ... In 2007-08 between Alpella and Fenerbahçe, he led the league in blocked shots (1.90) ... Set a Euroleague record for blocked shots in Top-16 round play with 19 in 2007-08 and garnered Turkish League All-Star honors for the second year in a row ... In 2006-07, led the league in rebounding (11.2 rpg) and ranked second in blocked shots (2.00 bpg), earning Turkish League All-Star honors and Eurobasket.com All-Turkish League Newcomer of the Year accolades.

Personal: Born Omer Faruk Asik on July 4, 1986, in Bursa, Turkey...Hosted a holiday party with the USO and Chicago Housing Authority in 2010 ... Visited members of the Houston Police Department on Sept. 11, 2012, thanking them for their service in commemoration of Patriot Day...Donated over 1,000 Pelicans tickets to underprivileged children during the 2014-15 season.

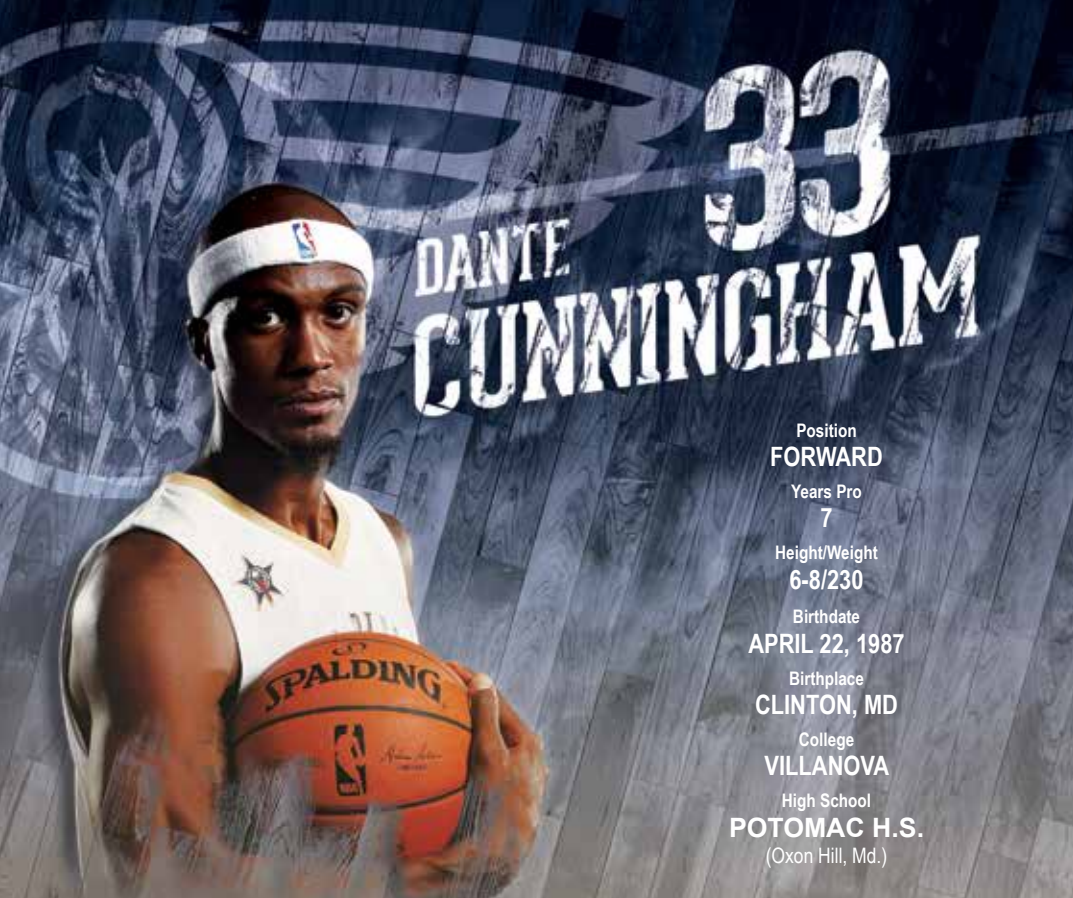
NBA REGULAR SEASON STATS

SEASON	TEAM	GP	MIN	FGM	FGA	FG%	FTM	FTA	FT%	OREB	DREB	TREB	AST	TO	STL	BLK	PF	PTS	PPG	RPG	APG
2010-11	CHI	82	989	78	141	0.553	73	145	0.503	112	194	306	32	64	20	56	153	229	2.8	3.7	0.4
2011-12	CHI	66	971	79	156	0.506	47	103	0.456	127	223	350	32	68	30	68	121	205	3.1	5.3	0.5
2012-13	HOU	82	2464	332	614	0.541	168	299	0.562	275	681	956	75	173	46	87	223	832	10.1	11.7	0.9
2013-14	HOU	48	968	101	190	0.532	78	126	0.619	101	277	378	25	59	14	37	92	280	5.8	7.9	0.5
2014-15	NOP	76	1982	213	412	0.517	131	225	0.582	244	504	748	72	95	29	54	144	557	7.3	9.8	0.9
2015-16	NOP	68	1178	104	195	0.533	61	112	0.545	120	294	414	26	60	21	23	124	269	4.0	6.1	0.4
TOTALS	--	422	8552	907	1708	0.531	558	1010	0.552	979	2173	3152	262	519	160	325	857	2372	5.6	7.5	0.6

3-POINT FG: 2012-13, 0-1 (.000).

NBA POSTSEASON STATS

SEASON	TEAM	GP	MIN	FGM	FGA	FG%	FTM	FTA	FT%	OREB	DREB	TREB	AST	TO	STL	BLK	PF	PTS	PPG	RPG	APG
2010-11	CHI	15	148	6	13	0.462	3	10	0.300	10	21	31	1	2	2	8	21	15	1.0	2.1	0.1
2011-12	CHI	6	128	7	14	0.500	6	17	0.353	8	20	28	8	1	1	10	14	20	3.3	4.7	1.3
2012-13	HOU	6	208	22	39	0.564	30	47	0.638	21	46	67	3	3	3	10	22	74	12.3	11.2	0.5
2013-14	HOU	6	163	16	33	0.485	3	3	1.000	21	28	49	4	3	3	4	29	35	5.8	8.2	0.7
2014-15	NOP	4	79	2	10	0.200	4	7	0.571	12	17	29	6	5	5	0	10	8	2.0	7.3	1.5
TOTALS	--	37	726	53	109	0.486	46	84	0.548	72	132	204	22	43	14	32	96	152	4.1	5.5	0.6



33 DANTE CUNNINGHAM

Position
FORWARD

Years Pro
7

Height/Weight
6-8/230

Birthdate
APRIL 22, 1987

Birthplace
CLINTON, MD

College
VILLANOVA

High School
POTOMAC H.S.
(Oxon Hill, Md.)

Transactions: Selected 33rd overall by Portland in 2009 NBA Draft...Traded by Portland with Sean Marks and Joel Pryzbilla, along with two future first-round draft picks, to Charlotte in exchange for Gerald Wallace 2/24/11...Signed as a free agent with Memphis 12/23/11...Traded to Minnesota in exchange for Wayne Ellington 7/24/12...Signed with New Orleans as an unrestricted free agent 12/4/14...Re-signed to multi-year contract by New Orleans 7/9/15.

2015-16 Season (New Orleans): Averaged 6.1 points and 3.0 rebounds in 24.6 minutes over 80 games (46 starts)...Connected on 55 three-point field goals this season, while converting on 2-38 in his first six seasons...Tied a season high with 19 points on 7-11 shooting 4/8 vs. LAL...Tied a season high with 19 points on 7-9 shooting 4/5 at PHI...Scored a season-high 19 points in a win 3/20 vs. LAC...Scored 17 points on 7-11 shooting in a career-high 46 minutes 3/11 at MEM...Tied a career high with four steals and hit the go-ahead three-pointer with 36 seconds remaining in a win 3/7 vs. SAC...Scored 16 points 3/2 at HOU, where he set career highs for three-pointers made (four) and attempted (seven)...Played 37 minutes 12/4 vs. CLE, drawing the defensive assignment of LeBron James, who when guarded by Cunningham was held to 3-of-17 shooting (7 points).

Professional: Holds averages of 6.0 points and 3.7 rebounds in 512 career games (114 starts) with Portland, Charlotte, Memphis, Minnesota, and New Orleans...Has appeared in 16 career playoff games for Portland, Memphis and New Orleans, averaging 3.3 points and 2.6 rebounds...**2014-15 (New Orleans):** Averaged 5.2 points and 3.9 rebounds in 25.0 minutes over 66 games (27 starts)...Appeared in all four playoff games, averaging 5.3 points and 4.5 rebounds...Had 10 games of 10-plus points...Finished one rebound short of his second double-double of the season, scoring 12 points and grabbing nine boards 4/10 vs. PHX...Recorded a double-double with 10 points and 10 rebounds 2/27 vs. MIA...Recorded a career high five blocks 2/9 vs. UTA...Grabbed a season-high 12 rebounds, including 10 defensive boards that tied a career-high 1/30 vs. LAC...Scored a season-high 15 points off the bench, including the second three-pointer of his career in a win 12/18 at HOU...**2013-14 (Minnesota):** Averaged 6.3 points, 4.1 rebounds and 1.0 assist in 20.2 minutes in 81 games

CAREER HIGHS

PTS	23 VS. POR 2/4/13
FGM	11 VS. POR 2/4/13
FGA	17 VS. POR 2/4/13
3FGM	4 AT HOU 3/2/16
3FGA	7 AT HOU 3/2/16
FTM	6 (TWICE)
FTA	10 VS. HOU 4/11/14
OREB	8 AT MIN 2/14/11
DREB	10 (TWICE)
TREB	14 VS. MIN 3/27/12
ASTS	4 AT DEN 1/3/13
STLS	4 (TWICE)
BLKS	5 VS. UTA 2/9/15
MINS	46 AT MEM 3/11/16

PLAYERS

(seven starts)...**2012-13 (Minnesota):** Played in 80 games (nine starts), logging 25.1 mpg...Recorded career-highs across the board – 8.7 ppg, 5.1 rpg, and 0.8 apg – while shooting 46.8% from the floor and 65.0% from the FT line...Swiped 84 steals (1.05 spg) and ranked 4th in the NBA in steal/turnover ratio (1.50-to-one)...Reached double-figures on 32 occasions, including 10 times in his final 16 outings...Hauled in his 1000th career rebound 3/17 vs. New Orleans...**2011-12 (Memphis):** Averaged 5.2 points and 3.8 rebounds on 51.6% shooting in 17.6 minutes in 64 games (five starts)...Scored in double-figured 10 times, including 13 points 3/27 vs. MIN and 4/3 vs. GSW...After playing one minute in the previous game, moved into the starting lineup and posted his first double-double of the season with 13 points and a career-best 14 rebounds 3/27 vs. MIN...Made the game-winning tip in with 0.2 seconds left to give MEM a one-point victory over DEN on 2/17...**2010-11 (Portland/Charlotte):** Averaged 6.2 points, 3.6 rebounds and 0.6 blocks on .462 shooting in 21.0 minutes in 78 games (18 starts) in his second NBA season for the Portland Trail Blazers and Charlotte Bobcats...Averaged 9.0 points and 4.0 rebounds on .508 shooting in 24.0 minutes in 22 games (nine starts) after being acquired by Charlotte...Scored 21 points on 4/1 vs. ORL and 4/11 vs. NJN...**2009-10 (Portland):** Averaged 3.9 points, 2.5 rebounds and 0.3 blocks in 11.2 minutes in 63 games in his first NBA season...Scored 10-plus points five times...Registered his first double-double with 13 points and 11 rebounds on 4/14 vs. GSW.

College: appeared in a school-record 139 career games, with 104 starts while playing for villanova...in his senior year, led the team in scoring and rebounding the entire season...averaged 14.9 Points and 8.1 Rebounds per game in seven games combined between the big east tournament and ncaa tournament...Led villanova in scoring his senior year, earning the big east's most improved player award and helping the wildcats reach the final four for the first time since 1985.

Personal: full name is dante lamar cunningham...son of searcy blakenship and ron cunningham...native of silver spring, md...After averaging 13 rebounds, 20 points and four blocked shots per game as a senior at potomac high school, he was honored as the washington post metropolitan player of the year...his older sister, davalyn, played college basketball at rutgers and professionally in the wnba (orlando miracle) as well as overseas.

NBA REGULAR SEASON STATS

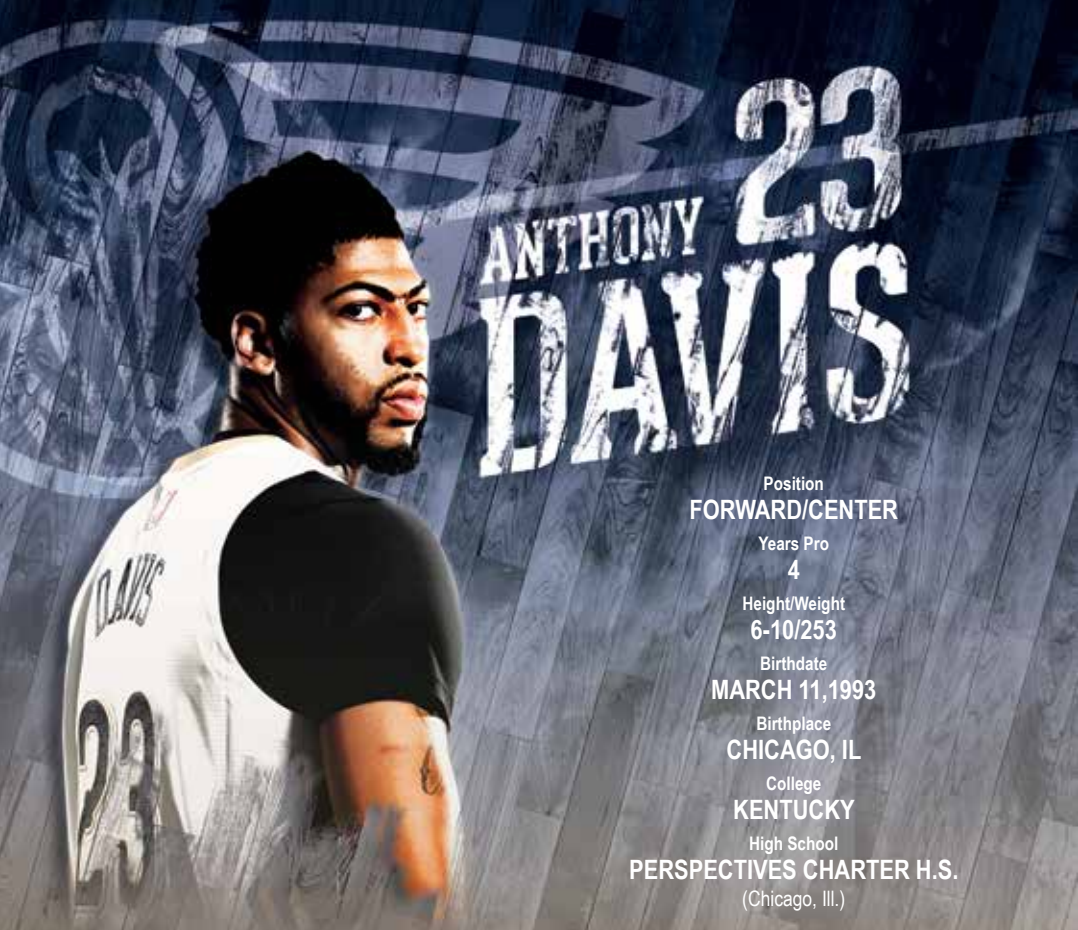
SEASON	TEAM	GP	MIN	FGM	FGA	FG%	FTM	FTA	FT%	OREB	DREB	TREB	AST	TO	STL	BLK	PF	PTS	PPG	RPG	APG
2009-10	POR	63	707	106	214	0.495	31	48	0.646	54	106	160	14	15	24	22	97	243	3.9	2.5	0.2
2010-11	TOT	78	1637	218	472	0.462	45	62	0.726	96	181	277	43	51	54	43	177	482	6.2	3.6	0.6
2011-12	MEM	64	1124	144	279	0.516	45	69	0.652	91	155	246	37	29	42	34	98	333	5.2	3.8	0.6
2012-13	MIN	80	2010	314	671	0.468	67	103	0.650	142	266	408	67	56	84	38	153	695	8.7	5.1	0.8
2013-14	MIN	81	1635	236	509	0.464	38	67	0.567	112	218	330	83	42	62	58	146	510	6.3	4.1	1.0
2014-15	NOP	66	1652	155	339	0.457	29	47	0.617	70	186	256	50	35	46	37	101	340	5.2	3.9	0.8
2015-16	NOP	80	1971	186	412	0.451	57	82	0.695	57	179	236	77	41	42	33	173	484	6.1	3.0	1.0
TOTALS	--	512	10736	1359	2896	0.469	312	478	0.653	622	1291	1913	371	269	354	365	945	3087	6.0	3.7	0.7

3-POINT FG: 2009-10, 0-2 (.000); 2010-11, 1-13 (.077); 2011-12, 0-2 (.000); 2012-13, 0-6 (.000); 2013-14, 0-5 (.000); 2014-15, 1-10 (.100); 2015-16, 55-174 (.316); TOTAL: 57-212 (.269).

NBA POSTSEASON STATS

SEASON	TEAM	GP	MIN	FGM	FGA	FG%	FTM	FTA	FT%	OREB	DREB	TREB	AST	TO	STL	BLK	PF	PTS	PPG	RBP	APG
2009-10	POR	5	42	9	15	0.600	5	6	0.833	5	8	13	0	3	5	0	10	23	4.6	2.6	0.0
2011-12	MEM	7	49	4	11	0.364	0	0	0.000	6	5	11	0	1	1	2	3	8	1.1	1.6	0.0
2014-15	NOP	4	75	9	11	0.818	3	3	1.000	4	14	18	2	0	3	4	7	21	5.3	4.5	0.5
TOTALS	--	16	166	22	37	0.595	8	9	0.889	15	27	42	2	4	9	6	20	52	3.3	2.6	0.1

3-POINT FG: 2009-10, 0-1 (.000); TOTALS: 0-1 (.000)



ANTHONY DAVIS 23

Position
FORWARD/CENTER

Years Pro
4

Height/Weight
6-10/253

Birthdate
MARCH 11, 1993

Birthplace
CHICAGO, IL

College
KENTUCKY

High School
PERSPECTIVES CHARTER H.S.
(Chicago, Ill.)

Transactions: Selected by New Orleans with the 1st overall pick in the 2012 NBA Draft.

2015-16 Season (New Orleans): Averaged 24.3 points, 10.3 rebounds, 2.0 blocks, 1.3 steals and 1.9 assists in 61 contests (all starts) while shooting .493 from the field en route to being named to the NBA All-Star Game for the third time in his career... Was the only player in the NBA to be ranked in the top 10 of PPG (7th), RPG (9th) and BPG (4th)... Was one of just two players to average 20 points and 10 rebounds per game, and the only player in the NBA to average 20 and 10 with two blocks per game... Recorded 30 performances of 20-plus points/10-plus rebounds, 20-plus points 42 times, and 30-plus points in 14 contests... Recorded double-digit rebounds on 37 occasions and five-plus blocks three times... Ruled out for the season on March 20th due to a torn labrum and a left knee injury... Became the franchise's all-time leader in career point/rebound double-doubles, recording 29 points and 11 rebounds for his 128th career point/rebound double-double, surpassing David West 3/5 vs. UTA... Tied his season high by grabbing 20 rebounds, including a career-high 17 defensive boards, for the second consecutive game 2/23 at WAS... Scored a career-high and franchise record 59 points on 24-of-34 shooting to go along with a season-high 20 rebounds in a win 2/21 at DET, becoming the youngest player in NBA history to score at least 59 points in a game, and the third player in NBA history to record at least 55 points and 20 rebounds in a game, joining Wilt Chamberlain (four times) and Shaquille O'Neal (2001)... Scored 34 points in part to going 16-20 at the foul stripe, a career-high for makes and attempts 2/19 vs. PHI... Scored his 5,000th career point 2/11 at OKC... Connected with Jrue Holiday on an alley-oop with two seconds remaining to give Pelicans a 109-107 win vs. CHA 1/15, finishing with 22 points... Tied a career-high with seven assists 1/6 vs. DAL... Battled the flu all night, playing only 20 minutes, but scoring 27 points on 9-of-13 from the field and 9-of-9 from the free throw line 12/20 at DEN... Scored 31 points – six in overtime – in a win 12/4 vs. CLE... Tied a career high with nine blocks to go along with 17 points and 14 boards 12/1 vs. MEM... Tied a then-career-high mark with 43 points 11/6 vs. ATL, with 33 points coming in the second half, setting the franchise record for

CAREER HIGHS

PTS	59 AT DET 2/21/16
FGM	24 AT DET 2/21/16
FGA	34 AT DET 2/21/16
3FGM	3 AT POR 10/28/15
3FGA	7 AT CHA 3/9/16
FTM	16 VS. PHI 2/19/16
FTA	20 VS. PHI 2/19/16
OREB	9 (TWICE)
DREB	17 AT WAS 2/23/16
TREB	21 VS. BOS 3/16/14
ASTS	7 (TWICE)
STLS	6 (TWICE)
BLKS	9 (4 TIMES)
MINs	50 (TWICE)

PLAYERS

Professional: Has played in 260 games (255 starts) with averages of 20.8 points, 9.7 rebounds, 2.4 blocks, and 1.3 steals... He has recorded 102 performances of 20-plus points/10-plus rebounds, 20-plus points 144 times, and 30-plus points in 40 contests... Recorded double-digit rebounds on 138 occasions and five-plus blocks 29 times... **2014-15 (New Orleans):** Averaged 24.4 points, 10.2 rebounds, 2.9 blocks, 1.5 steals and 2.2 assists (all starts) en route to being named a starter in the NBA All-Star Game for the first time of his career (2nd selection)... Named to All-NBA First Team and All-Defensive Second Team... Finished fifth in MVP voting... Named the NBA's Western Conference Player of the Week for games played from March 9-15... Received the January NBA Cares Community Assist Award in recognition of his charitable efforts throughout New Orleans... Made his post-season debut, appearing in all four games for New Orleans against GSW, averaging 31.5 points, 11.0 rebounds and 3.0 blocks per game, becoming the fourth player in NBA history to average at least 10 points and 10 rebounds through their first four playoff games... Led the team (or tied for the lead) in scoring 46 times, and in rebounds 40 times, recording 42 double-doubles... Led the NBA in blocked shots per game (2.9)... Recorded 39 performances of 20-plus points/10-plus rebounds... Recorded 20-plus points 53 times, and 30-plus points in 17 contests... Recorded double-digit rebounds on 42 occasions and five-plus blocks 11 times... He missed 14 games due to a multitude of injuries that included a chest contusion, toe sprain, adductor strain, shoulder sprain, and ankle sprain... Recorded his 40th double-double of the season with a 29-point, 10-rebound, four-block performance in a win 4/7 vs. GSW... Flirted with a quadruple-double in a 2OT loss 3/15 vs. DEN, tallying 36 points, 14 rebounds, nine blocks, and a career high seven assists in a career-high 50 minutes... Tied a career-high with 43 points on 17-of-23 shooting to go along with six assists 3/9 at MIL... Returned from his shoulder injury and put on a 39-point, 13-rebound, eight-block performance, shooting a career-high 17-of-30 from the field in a win 3/4 vs. DET, also becoming the franchise's all-time blocks leader, surpassing David West's mark of 435... Scored 41 points and hit the game-winning three-pointer as time expired to lift the Pelicans to a win 2/6 at OKC... Trailing by one point with 12.3 seconds remaining, hit two free throws, stole an inbounds pass, hit two more free throws, and grabbed defensive rebound to help seal 109-106 win over DAL 1/25, finishing with 28 points, 10 rebounds and five steals... Returned from toe injury to score 29 points on 11-of-18 from the floor 1/21 vs. LAL... Sunk a career-high 14 free throws (out of 15) in a 34-point effort at BOS 1/12... Grabbed a season-high 18 rebounds 12/30 vs. PHX... Played in his hometown of Chicago for the first time in his NBA career, recording 29 points, 11 rebounds, and six blocks 12/27... After starting 4-of-4 from the field, Davis checked out of the game with a chest contusion at the 5:30 mark of the first quarter and did not return 12/12 vs. CLE... Tallied a career-high 43 points on 16-of-23 from the field in a win 11/22 at UTA... Scored 2,500th career point in win 11/18 at SAC... Scored game-winning layup in a win at SAS 11/8... Started his third season with a 26 point, 17 rebound, 9 block, 3 steal (all game-highs) performance 10/28 vs. ORL... **2013-14 (New Orleans):** Averaged 20.8 points, 10.0 rebounds, 2.8 blocks, 1.3 steals and 1.6 assists in 67 contests (66 starts) en route to being named an NBA All-Star for the first time of his career... Led the team (or tied for the lead) in scoring 27 times, and in rebounds 45 times, recording 36 double-doubles... Led the NBA in blocked shots per game (2.8)... Recorded 27 performances of 20-plus points/10-plus rebounds... Recorded 20-plus points 39 times, and 30-plus points in 9 contests... Recorded double-digit rebounds on 23 occasions and five-plus blocks 13 times... He missed 15 games due to a multitude of injuries that included a fractured hand, illness, ankle soreness, and back spasms... Led the Pelicans to a home victory over the defending champion Miami Heat with a 30-point, 11-rebound performance 3/22... In 48 minutes, scored 40 points and grabbed a career-high 21 rebounds, including 16 defensive rebounds 3/16 vs. BOS in OT... Scored 36 points on 15-of-27 from the field in a loss 3/14 vs. POR... Scored 29 points and grabbed 10 boards 3/12 vs. MEM... Recorded 32 points, 17 boards, and six blocks in 45 minutes in an overtime win 3/9 vs. DEN... Grabbed nine boards in just 13 minutes of action before leaving the game with a shoulder injury 2/26 at DAL... Tallied 18 points and 13 rebounds before being disqualified with six fouls for the first time in his career 2/21 at CHA... Notched 19 rebounds, while also scoring 22 points and recording seven blocks 1/26 vs. ORL... Scored 24 points and grabbed 12 rebounds 12/18 at LAC in his return from a fractured hand... Scored seven points and grabbed four boards before injuring his hand 12/1 at NYK... Set a career-high in blocked shots (9) 11/16 vs. PHI... **2012-13 (New Orleans):** Averaged 13.5 points, 8.2 rebounds, 1.8 blocks, 1.2 steals and 1.0 assists in 64 contests (60 starts) en route to being named on the 2012-13 NBA All-Rookie First Team... Led the team (or tied for the lead) in scoring 10 times, and in rebounds 20 times... Led all rookies in rebounds per game (8.2), blocks per game (1.8), steals per game (1.2) and double-doubles (20)... Ranked fourth in points per game (13.5) among all rookies... Recorded six performances of 20-plus points/10-plus rebounds... Recorded 20-plus points 10 times, and double digit points in 44 contests... Recorded double-digit rebounds on 23 occasions and five-plus blocks twice... totaled 18 points, 14 rebounds and four steals 4/9 at LAL... Recorded 18th double-double of the season with 24 points and 12 rebounds 4/5 at UTA... Recorded 17 points, 13 rebounds and 2 blocks in win vs. CLE on 3/31 including season high 11 FTA... Notched 4th 15-plus point/15-plus rebound performance in W vs. MEM on 3/22 with 18 points, 15 rebounds and 2 blocks... Hit the game-winning shot with 0.6 seconds left 3/20 vs. BOS, as he tipped in an Eric Gordon missed layup... Recorded third consecutive double-double with 17 points and 11 rebounds and tied a season-high with five blocked shots 3/12 at BKN... Tallied 20 points and then-career-high 18 rebounds in loss at MEM on 3/9... Poured in a 17 point, 15 rebound, four block performance in L vs. ORL on 3/4... Led team with 20 points while also grabbing eight rebounds 2/24 in W vs. SAC... Tallied a second consecutive double-double on 2/19 vs. CHI, scoring 15 points and grabbing 10 rebounds... On 2/13 vs. POR, led the team with 21 points and 11 rebounds... Scored a team-high 18 points in the loss at MIN on 2/2... Registered eighth double-double of the season with 13 points and 10 rebounds on 2/1 at DEN... Finished with 25 points, nine rebounds, three blocks and one steal 12/28 vs. TOR... Made his first start since returning from injury on 12/18 at GSW, collecting a then-career-high 16 rebounds and four steals... Recorded his then-career-high in points (28) as part of second career double-double... Recorded first double-double of NBA career with 23 points and 11 rebounds 11/9 vs. CHA... Led the team with 21 points while adding seven rebounds, one steal and one blocked shot 10/31 vs. SAS in season opener.

College (University of Kentucky 2011-12): Left Kentucky for the NBA after leading Wildcats to a national championship in his freshman season... Won six of the seven major National Player of the Year awards, getting the nod from the AP, USBWA and Basketball Times, and capturing the Wooden, Adolph Rupp and Naismith awards... Named Final Four Most Outstanding Player as UK won a national title... Led the nation in blocks (4.65 bpg), while leading the team in scoring (14.2 ppg), rebounding (10.4 rpg) and field goal percentage (.623)... Broke school and SEC records as well as an NCAA freshman record for blocks in a season (186)... Finished the season with 20 double-doubles, tops in the SEC and tied for the UK freshman record... Named SEC

PLAYERS

Defensive Player of the Year, SEC Freshman of the Year, First Team All-SEC, SEC All-Freshman Team and SEC All-Defensive Team... Winner of the 2011-12 Roy F. Kramer SEC Male Athlete of the Year... Averaged 13.7 points, 12.3 rebounds and 4.8 blocks in NCAA Tournament... Tied NCAA Championship game record for blocks (6)... Also grabbed 16 rebounds in that contest, vs. Kansas... In the Final Four vs. Louisville, posted 18 points (7-of-8 FGs), 14 rebounds and five blocks... Contributed 18 points (6-9 FGs), 11 rebounds, six blocks and two steals vs. Baylor in the Elite Eight... Notched 15 points with 12 rebounds and five assists in a win over Iowa St.... During the regular season, tallied a career-high 28 points on 10-of-11 shooting, 11 rebounds, five blocks and two steals vs. Vanderbilt... Had a career-high 18 rebounds, along with 14 points and five blocks vs. Chattanooga.

Personal: Has received the NBA Cares Community Assist Award twice (March 2016; January 2015) in recognition of his charitable efforts throughout New Orleans... In 2014 launched "AD's Flight Academy" which consists of monthly events with various groups in the Greater-New Orleans area during the season... Served Thanksgiving meals to needy families in November 2014... With teammate Ryan Anderson, took 75 local children on a holiday shopping spree at Toys-R-Us in December 2014... Provided over 3,700 tickets to underprivileged children to attend a Pelicans game during the 2014-15 season... Averaged 12.3 points and 6.6 rebounds for gold medal winning Team USA at 2014 FIBA World Cup... Best game of tournament came in 98-71 win over New Zealand, recording a game-high 21 points and 9 rebounds. Member of the 2012 U.S. Men's Olympic basketball team that captured the gold medal at the 2012 London Summer Olympics... averaged 3.7 points and 2.7 rebounds in 7.6 minutes per game while shooting 64.7% from the floor for Team USA at the London Olympics... Averaged 32 points, 22 rebounds, and seven blocked shots as a senior at Perspectives Charter High School in Chicago... Named Co-MVP of the Jordan Brand Classic All-American Game with 29 points, 11 rebounds, and four blocks... Registered 14 points, six rebounds and four blocks in the McDonald's All-American Game... Posted 16 points with 10 rebounds for the USA team in the Nike Hoops Summit... One of four finalists for the Morgan Wootten National Player of the Year Award and five finalists for the Naismith Award... A Parade first team All-American... Named all-conference three consecutive years while in high school... Stood just 6-3 at the start of his junior year of high school before a growth spurt took him to 6-10... Sister, Iesha, was drafted by the Harlem Globetrotters in their sixth annual player draft.

NBA REGULAR SEASON STATS

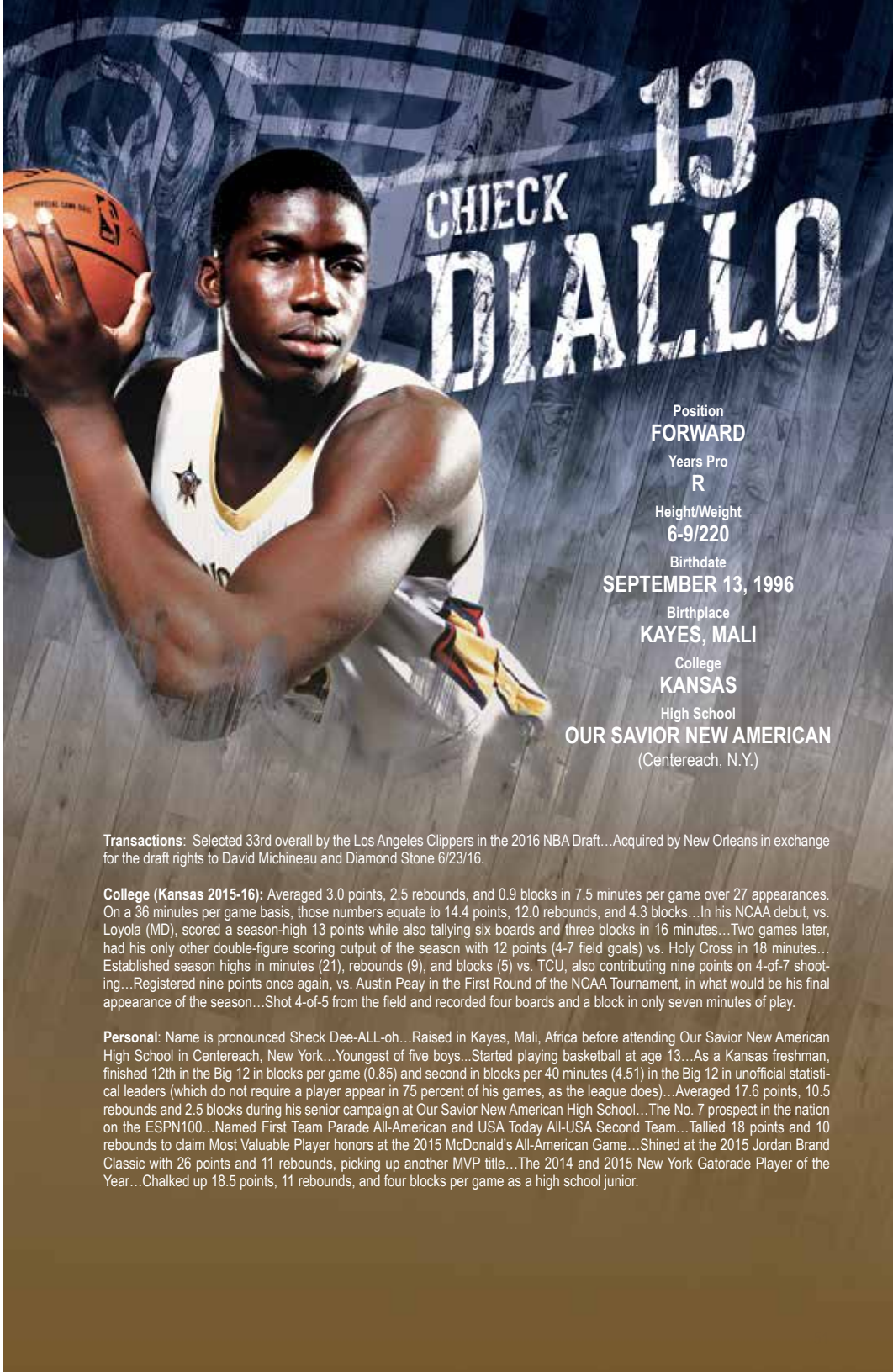
SEASON	TEAM	GP	MIN	FGM	FGA	FG%	FTM	FTA	FT%	OREB	DREB	TREB	AST	TO	STL	BLK	PF	PTS	PPG	RPG	BPG
2012-13	NOH	64	1846	349	676	0.516	169	225	0.751	165	357	522	63	89	75	112	158	867	13.5	8.2	1.8
2013-14	NOP	67	2358	522	1005	0.519	348	440	0.791	207	466	673	105	109	89	189	200	1394	20.8	10.0	2.8
2014-15	NOP	68	2455	642	1199	0.535	371	461	0.805	173	523	696	149	95	100	200	141	1656	24.4	10.2	2.9
2015-16	NOP	61	2164	560	1136	0.493	326	430	0.758	130	497	627	116	121	78	125	148	1481	24.3	10.3	2.0
TOTAL	--	260	8823	2073	4016	0.516	1214	1556	0.780	675	1843	2518	433	414	342	626	647	5398	20.8	9.7	2.4

3-POINT FG: 2012-13, 0-6 (.000); 2013-14, 2-9 (.222); 2014-15, 1-12 (.083); 2015-16, 35-108 (.324); TOTAL: 38-135 (.281).

NBA POSTSEASON STATS

SEASON	TEAM	GP	MIN	FGM	FGA	FG%	FTM	FTA	FT%	OREB	DREB	TREB	AST	TO	STL	BLK	PF	PTS	PPG	RBP	BPG
2014-15	NOP	4	172	47	87	0.540	32	36	0.889	9	35	44	8	13	5	12	12	126	31.5	11.0	3.0
TOTALS	--	4	172	47	87	0.540	32	36	0.889	9	35	44	8	13	5	12	12	126	31.5	11.0	3.0

3-POINT FG: 2014-15, 0-2 (.000); TOTAL: 0-2 (.000).

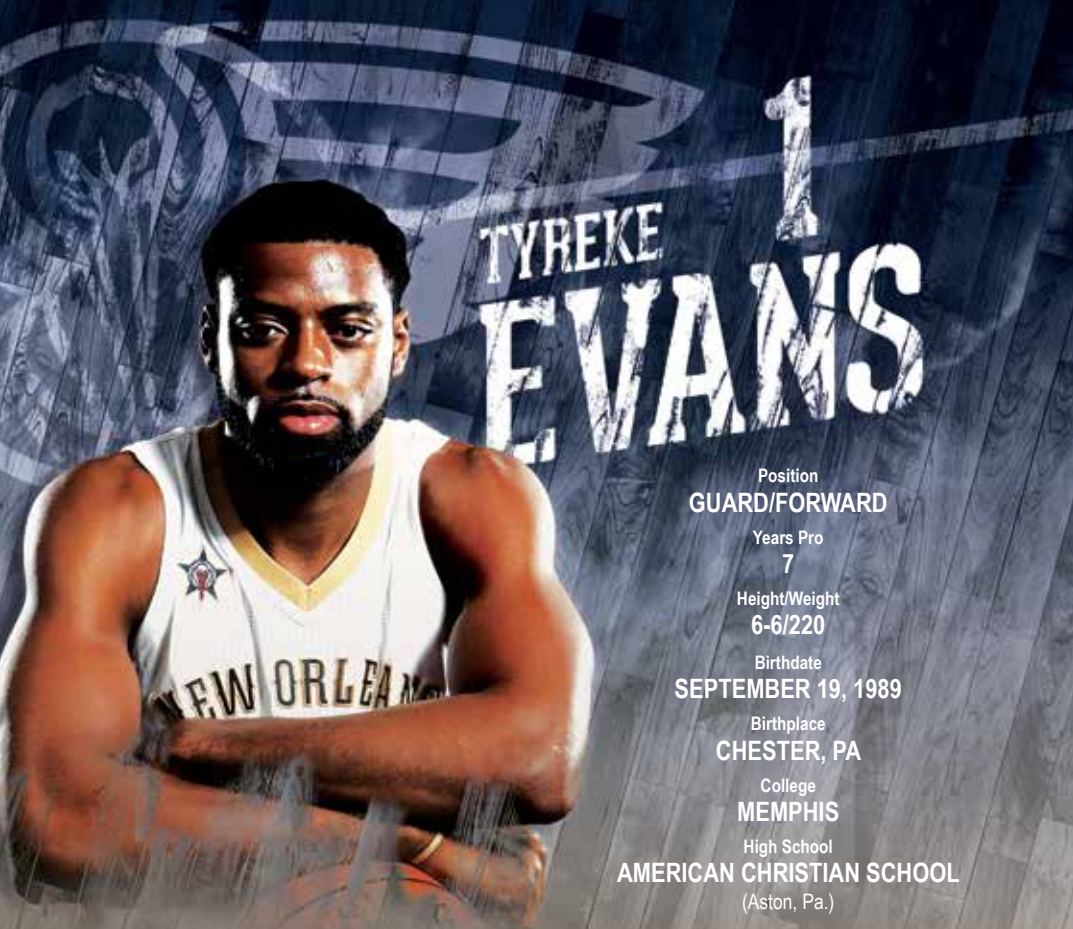


Position
FORWARD
Years Pro
R
Height/Weight
6-9/220
Birthdate
SEPTEMBER 13, 1996
Birthplace
KAYES, MALI
College
KANSAS
High School
OUR SAVIOR NEW AMERICAN
(Centereach, N.Y.)

Transactions: Selected 33rd overall by the Los Angeles Clippers in the 2016 NBA Draft... Acquired by New Orleans in exchange for the draft rights to David Michineau and Diamond Stone 6/23/16.

College (Kansas 2015-16): Averaged 3.0 points, 2.5 rebounds, and 0.9 blocks in 7.5 minutes per game over 27 appearances. On a 36 minutes per game basis, those numbers equate to 14.4 points, 12.0 rebounds, and 4.3 blocks... In his NCAA debut, vs. Loyola (MD), scored a season-high 13 points while also tallying six boards and three blocks in 16 minutes... Two games later, had his only other double-figure scoring output of the season with 12 points (4-7 field goals) vs. Holy Cross in 18 minutes... Established season highs in minutes (21), rebounds (9), and blocks (5) vs. TCU, also contributing nine points on 4-of-7 shooting... Registered nine points once again, vs. Austin Peay in the First Round of the NCAA Tournament, in what would be his final appearance of the season... Shot 4-of-5 from the field and recorded four boards and a block in only seven minutes of play.

Personal: Name is pronounced Shek Dee-ALL-oh... Raised in Kayes, Mali, Africa before attending Our Savior New American High School in Centereach, New York... Youngest of five boys... Started playing basketball at age 13... As a Kansas freshman, finished 12th in the Big 12 in blocks per game (0.85) and second in blocks per 40 minutes (4.51) in the Big 12 in unofficial statistical leaders (which do not require a player appear in 75 percent of his games, as the league does)... Averaged 17.6 points, 10.5 rebounds and 2.5 blocks during his senior campaign at Our Savior New American High School... The No. 7 prospect in the nation on the ESPN100... Named First Team Parade All-American and USA Today All-USA Second Team... Tallied 18 points and 10 rebounds to claim Most Valuable Player honors at the 2015 McDonald's All-American Game... Shined at the 2015 Jordan Brand Classic with 26 points and 11 rebounds, picking up another MVP title... The 2014 and 2015 New York Gatorade Player of the Year... Chalked up 18.5 points, 11 rebounds, and four blocks per game as a high school junior.



TYREKE EVANS

Position
GUARD/FORWARD

Years Pro
7

Height/Weight
6-6/220

Birthdate
SEPTEMBER 19, 1989

Birthplace
CHESTER, PA

College
MEMPHIS

High School
AMERICAN CHRISTIAN SCHOOL
(Aston, Pa.)

Transactions: Selected by Sacramento with the 4th overall pick of 2009 NBA Draft... Acquired by New Orleans from Sacramento along with Jeff Withey from Portland in a three team trade in exchange for Greivis Vasquez (to Sacramento) and Robin Lopez (to Portland) 7/10/13.

2015-16 Season (New Orleans): Underwent season-ending knee surgery on February 11...Had nine performances of 20+ points, five of 10+ assists, and six double-doubles...In 25 games (all starts), averaged 15.2 points, 6.6 assists, and 5.2 rebounds while shooting 43.3% from the field, 38.8% from beyond the arc, and 79.6% from the foul stripe...Recorded his sixth double-double of the season, scoring 22 points and tallying 10 assists 1/21 vs. DET...Recorded a double-double with 11 points and a season-high 13 assists 12/26 vs. HOU...Flirted with a triple-double 12/20 at DEN, scoring 21 points and tallying 10 assists and 8 rebounds...Scored 27 points, in large part to a career-high five three-pointers 12/11 vs. WAS...Made his season debut after undergoing surgery on his right knee, recording a double-double with 20 points and 10 assists 12/1 vs. MEM.

Professional: In seven seasons with Sacramento and New Orleans, has appeared in 433 games with 370 starts, averaging 16.7 points, 5.7 assists, 5.3 rebounds and 1.3 steals in 33.4 minutes per game while shooting 44.6% from the floor, 28.8% from 3-point range and 75.7% from the line...**2014-15 (New Orleans):** In 79 games (76 starts), averaged 16.6 points, 6.6 assists, and 5.3 rebounds while shooting 44.5% from the field, 30.4% from beyond the arc, and 69.4% from the foul stripe...Was one of only five players in the NBA during the season to average at least 16 points, six assists and five rebounds per game...Recorded 25 games of 20-plus points, 68 games of 10-plus rebounds, and 16 games of 10-plus assists...Recorded 19 double-doubles and one triple-double...Made playoff debut, averaging 10.0 points, 5.0 rebounds and 5.0 assists over four games vs. GSW...Notched his 25th game of 20-plus points with 22 at MIN 4/13...Recorded his first triple-double of the season with 22 points, 10 rebounds, and a career-high 16 assists 2/6 at OKC...Notched 12 assists in four of five games 1/25 vs. DAL, 1/26 vs. PHI, 1/30

CAREER HIGHS

PTS	41 VS. OKC 4/14/14
FGM	14 (3 TIMES)
FGA	29 AT GSW 1/21/11
3FGM	5 VS. WAS 12/11/15
3FGA	8 VS. MEM 3/7/15
FTM	16 AT UTA 11/7/09
FTA	19 AT UTA 11/7/09
OREB	5 (3 TIMES)
DREB	11 AT IND 12/23/14
TREB	13 AT LAC 12/18/13
ASTS	16 AT OKC 2/6/15
STLS	6 AT HOU 3/26/12
BLKS	3 (7 TIMES)
MINs	48 (TWICE)

PLAYERS

vs. LAC, and 2/2 vs. ATL...Made the game-winning layup with 1.6 seconds left and led all scorers with 26 points 1/18 at TOR... Came off the bench for first time of the season, scoring a game-high 21 points and tying a career-high with three blocks 1/5 vs. WAS...Recorded his 5th double-double of the season, behind 14 points and 11 rebounds 12/23 at IND. His 11 boards were all defensive, marking a new career-high...Registered back-to-back 30-point performances for the first time of career, scored a season-high 34 points on 13-of-25 in an overtime loss 12/14 vs. GSW and registering 31 points on 13-of-24 shooting in win over CLE 12/12...Notched 30 points, including 15 consecutive in the 4th quarter, in a win 12/2 vs. OKC...Recorded his first double-double of the season with 22 points and 10 rebounds, falling one assist shy of a triple-double 11/1 vs. DAL...**2013-14 (New Orleans):** Averaged 14.5 ppg (.436 FG%, .221 3pt%, .775 FT%), 4.7 rpg, 5.0 apg, 1.2 spg, and 32-08 mpg in 72 games (22 starts)...Missed five games due to a left ankle sprain and recorded four DNP-CDs...Missed one game due to an illness 3/12 vs. MEM...Scored in double-figures in 54 games, 20-plus points in 18 games...Grabbed 10-plus rebounds in four times and dished out 10-plus assists seven times...Recorded 10 double-doubles...Led Pelicans in scoring in 15 games...Recorded a career-high 41 points (14-of-26 FG, 1-of-7 3pt, 12-of-16 FT), nine rebounds, eight assists, and three steals vs. Oklahoma City (4/14/14)... Led the second-biggest comeback in franchise history with 33 points, 10 rebounds, and seven assists in an overtime victory 3/24 vs. BKN...Scored 20-plus points for the fourth game in a row with a 25-point performance where he went 10-of-10 from the foul stripe 3/7 vs. MIL...Scored 20 points, including the game-winning jumper with 1.2 seconds remaining in a thriller 12/30 vs. POR...Recorded his first triple-double as a Pelican, recording 11 points, 10 assists, and 13 rebounds 12/18 at LAC...Scored 11 points in 13 minutes before leaving the game with a sprained ankle 12/6 vs. OKC...Recorded his first double-double as a Pelican vs. CLE 11/22...**2012-13 (Sacramento):** Averaged 15.2 ppg (47.8 FG%, 33.8 3pt%, 77.5 FT%), 4.4 rpg, 3.5 apg, 1.38 spg, and 31.0 mpg in 65 games (reserve in four) ... DND-bruised left knee in two games (11/30, 12/1), DNP-CD (sore left knee) in four games (12/7, 12/8, 12/10, 12/17), Inactive List (sore left knee) in 10 games (12/19, 12/21, 12/23, 12/26, 12/28, 12/30, 1/1, 1/2, 1/4, 1/5) ... Missed one game due to a strained left quad (4/17) ... Scored in double-figures in 49 games, 20-plus points in 21 games ... Grabbed 10-plus rebounds in one game ... Recorded one double-double ... Led Kings in scoring in 14 games, rebounding in five, assists in 20...**2011-12 (Sacramento):** Averaged 16.5 ppg (45.3 FG%, 20.2 3pt%, 77.9 FT%), 4.6 rpg, 4.5 apg, 1.33 spg, and 34.3 mpg in 63 games (reserve in two) ... Missed two games due to a sprained left ankle (3/16, 3/18) ... Missed one game due to back spasms (3/30/12) ... Scored 20-plus points in 23 games, 30-plus in one ... Grabbed 10-plus rebounds in four games ... Dished out 10-plus assists in two games ... Recorded four double-doubles ... Led Kings in minutes played (2,162) and assists (283), was third on team in scoring ... Led Kings in scoring in 16 games, rebounding in three, and assists in 29...**2010-11 (Sacramento):** Averaged a team-high 17.8 ppg (40.9 FG%, 29.1 3pt%, 77.1 FT%), 4.8 rpg, a team-leading 5.6 apg, 1.49 spg, and 37.0 mpg in 57 games (reserve in four games)... As a starter, averaged 18.2 ppg (40.8 FG%, 28.6 3pt%, 76.6 FT%), 4.9 rpg, 5.6 apg, 1.55 spg, and 38.0 mpg in 53 games... NWT-NBA suspension in one game (10/27/10) ... Missed 20 games due to plantar fasciitis, left foot (12/14/10, 2/15/11-3/23/11) ... Missed four games (1/9/11-1/12, 4/11/11) due to a sprained left ankle ... Led team in scoring in 24 games, rebounding in one, and assists in 31 games ... Ranked 17th (tied) in NBA in minutes per game...**2009-10 (Sacramento):** Named the NBA Rookie of the Year after averaging a team-leading 20.1 ppg (.458 FG%, .255 3pt%, .748 FT%), 5.3 rpg, a team-best 5.8 apg, 1.51 spg, and 37.2 mpg in starting all 72 games in which he played ... Joined LeBron James (2003-04), Michael Jordan (1984-85), and Oscar Robertson (1960-61) as the only players in NBA history to average at least 20 points, five rebounds, and five assists per contest in their rookie campaign ... Also among just three players along with James and Kobe Bryant to average 20 points, five rebounds, and five assists ... Only rookie in 2009-10 to lead his club in both scoring and assists ... Finished 16th in the NBA in scoring and steals, 14th in assists, and 18th in minutes played ... Also finished 27th in free throws made (348) and 21st in free throws attempted (465), both tops among rookies ... Ranked first among rookies in scoring and minutes played, fifth in rebounds, second in assists and steals, and fourth in FG% and blocks ... Led the Kings in scoring 37 times, rebounding in 12 games, and assists on 41 occasions.

College (University of Memphis, 2008-09): Named the 2008-09 Conference USA Freshman of the Year ... Earned All C-USA First Team honors and was the C-USA Tournament MVP...Finalist for the Wooden and USBWA National Player of the Year Awards...Honored as the National Freshman of the Year by ESPN.com, USBWA, CollegeHoops.net, The Sporting News, CBSSports.com, and FoxSports.com...Named Third Team All-America by Sports Illustrated and CBSSports.com...Earned C-USA Rookie of the Week accolades nine times, a new league record...Averaged 17.1 ppg (45.5 FG%, 27.4 3pt%, 71.1 FT%), 5.4 rpg, 3.9 apg, and 2.08 spg in 37 games (started 35) in lone season at Memphis...Led the Tigers in scoring and ranked 15th in the conference in rebounding, eighth in assists, and third in steals...Amassed 632 total points, second-most by a freshman in school history behind Dajuan Wagner's 762 in 2001-02...Ranks first among freshmen in Tigers' history with 77 steals and fourth-best with 143 assists behind Darius Washington Jr's 144 in 2004-05, 174 by Vincent Askew in 1984-85, and 189 by Derrick Rose in 2007-08.

Personal: Full name is Tyreke Jamir Evans...Nicknames include "Reke Havok" and "Too Easy"...Favorite food is macaroni and cheese ...Spends leisure time sleeping...Cites "Love and Basketball" as his favorite movie... Appeared as a guest on ESPN's nightly "Top Plays" segment with SportsCenter hosts Neil Everett and Stan Verette...Honored in May 2010 by the Sacramento City Council and Mayor Kevin Johnson in recognition of winning NBA Rookie of the Year...Joined NBA and WNBA stars at the 2009 "Play for Peace" International Youth Basketball Clinic held in Maine (7/27/09), an event designed to teach children from Israel, Palestine, Egypt, Jordan, and the United States more about teamwork, tolerance, and conflict resolution.

PLAYERS

NBA REGULAR SEASON STATS

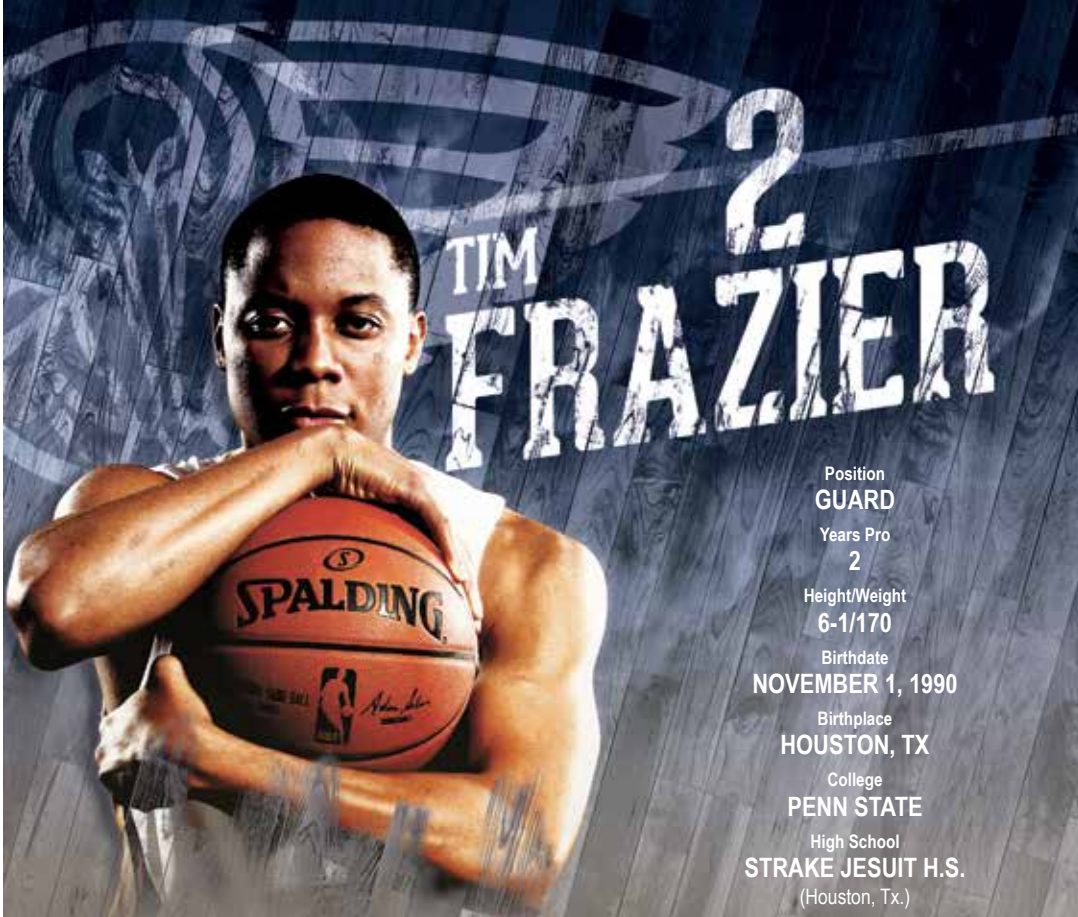
SEASON	TEAM	GP	MIN	FGM	FGA	FG%	FTM	FTA	FT%	OREB	DREB	TREB	AST	TO	STL	BLK	PF	PTS	PPG	RPG	APG
2009-10	SAC	72	2676	533	1165	0.458	348	465	0.748	66	314	380	414	216	109	26	204	1450	20.1	5.3	5.8
2010-11	SAC	57	2107	382	933	0.409	205	266	0.771	46	229	275	319	184	85	30	143	1012	17.8	4.8	5.6
2011-12	SAC	63	2162	408	900	0.453	201	258	0.779	64	225	289	283	171	84	29	136	1037	16.5	4.6	4.5
2012-13	SAC	65	2016	366	765	0.478	210	271	0.775	56	231	287	229	128	90	27	133	987	15.2	4.4	3.5
2013-14	NOP	72	2028	391	897	0.436	239	310	0.771	76	265	341	363	175	84	21	155	1042	14.5	4.7	5.0
2014-15	NOP	79	2690	521	1165	0.447	202	291	0.694	82	334	416	521	246	100	37	198	1313	16.6	5.3	6.6
2015-16	NOP	25	765	136	314	0.433	74	93	0.796	20	109	129	164	73	32	8	66	379	15.2	5.2	6.6
TOTALS	--	433	14445	2737	6139	0.446	1479	1954	0.757	410	1707	2117	2293	1193	584	178	1035	7220	16.7	4.9	5.3

3-POINT FG: 2009-10, 36-141 (.338); 2010-11, 43-148 (.291); 2011-12, 20-99 (.202); 2012-13, 45-133 (.338); 2013-14, 21-95 (.221); 2014-15, 69-227 (.304); 2015-1633-85 (.388); TOTALS: 267-928 (.288).

NBA POSTSEASON STATS

SEASON	TEAM	GP	MIN	FGM	FGA	FG%	FTM	FTA	FT%	OREB	DREB	TREB	AST	TO	STL	BLK	PF	PTS	PPG	RPG	APG
2014-15	NOP	4	125	14	43	0.326	10	17	0.588	3	17	20	20	6	5	1	10	40	10.0	5.0	5.0
TOTALS	--	4	125	14	43	0.326	10	17	0.588	3	17	20	20	6	5	1	10	40	10.0	5.0	5.0

3-POINT FG: 2014-15, 2-11 (.182); TOTAL: 2-11 (.182).



Position
GUARD
Years Pro
2
Height/Weight
6-1/170
Birthdate
NOVEMBER 1, 1990
Birthplace
HOUSTON, TX
College
PENN STATE
High School
STRAKE JESUIT H.S.
(Houston, Tx.)

Transactions: Undrafted in 2014...Signed by Boston 9/29/14...Waived by Boston 10/27/14...Signed to a 10-day contract by Philadelphia 2/5/15...Signed to a second 10-day contract by Philadelphia 2/20/15...Waived by Philadelphia 2/14/15...Signed by Portland 3/30/15...Waived by Portland 2/18/16...Signed to a 10-day contract by New Orleans 3/16/16...Re-signed by New Orleans for remainder of the 2015-16 season 3/26/16...Signed a multi-year contract with New Orleans 7/22/16.

2015-16 Season (Portland/New Orleans): Averaged 5.1 points, 3.2 assists, and 2.2 rebounds in 51 games (two starts)...In 16 games with New Orleans, he averaged 13.1 points, 4.4 rebounds, and 7.5 assists per contest, scoring in double-figures in 13 of those games, and assists in four...In this span, Frazier set career highs in points (20 vs. CHI 4/11), assists (15 at MIN 4/13), and rebounds (eight vs. PHX 4/9).

Professional: Holds career averages of 5.1 points, 3.6 assists, and 2.2 rebounds in 62 games (five starts)... **2014-15 (Philadelphia/Portland):** Appeared in 11 games (three starts) with Philadelphia and Portland, averaging 5.2 points, 5.5 assists and 2.5 rebounds per contest...Logged four minutes of action over the course of two games during the 2015 NBA playoffs against Memphis...Recorded five points, 11 assists, five rebounds and two steals in NBA debut 2/6 at BOS...Registered 10 points, seven assists and six rebounds 2/9 vs. GSW...Netted 13 points to go with seven assists 2/20 vs. IND...Recorded 13 points, 10 assists and four rebounds in Portland's regular season finale 4/15 at DAL... **D-League:** Named the 2015 D-League Most Valuable Player as well as 2015 D-League Rookie of the Year while earning All-NBA D-League First Team, NBA D-League All-Rookie First Team and NBA D-League All-Defensive Second Team honors...Named a participant in the 2015 NBA D-League Game at the Barclays Center in Brooklyn, N.Y...Appeared in 41 games (40 starts) for the Maine Red Claws, averaging 16.1 points, 9.5 assists, 7.1 rebounds and 1.7 steals...Ranked second in the D-League for APG...Recorded four triple-doubles and 11 double-doubles during the season.

CAREER HIGHS	
PTS	20 VS. CHI 4/11/16
FGM	7 (3 TIMES)
FGA	15 (TWICE)
3FGM	3 VS. DEN 3/31/16
3FGA	5 VS. DEN 3/31/16
FTM	7 VS. CHI 4/11/16
FTA	9 VS. CHI 4/11/16
OREB	3 (TWICE)
DREB	6 VS. NYK 3/28/16
TREB	8 VS. PHX 4/9/16
ASTS	15 AT MIN 4/13/16
STLS	4 VS. LAC 3/20/16
BLKS	1 (TWICE)
MINS	48 AT ATL 12/21/15

PLAYERS

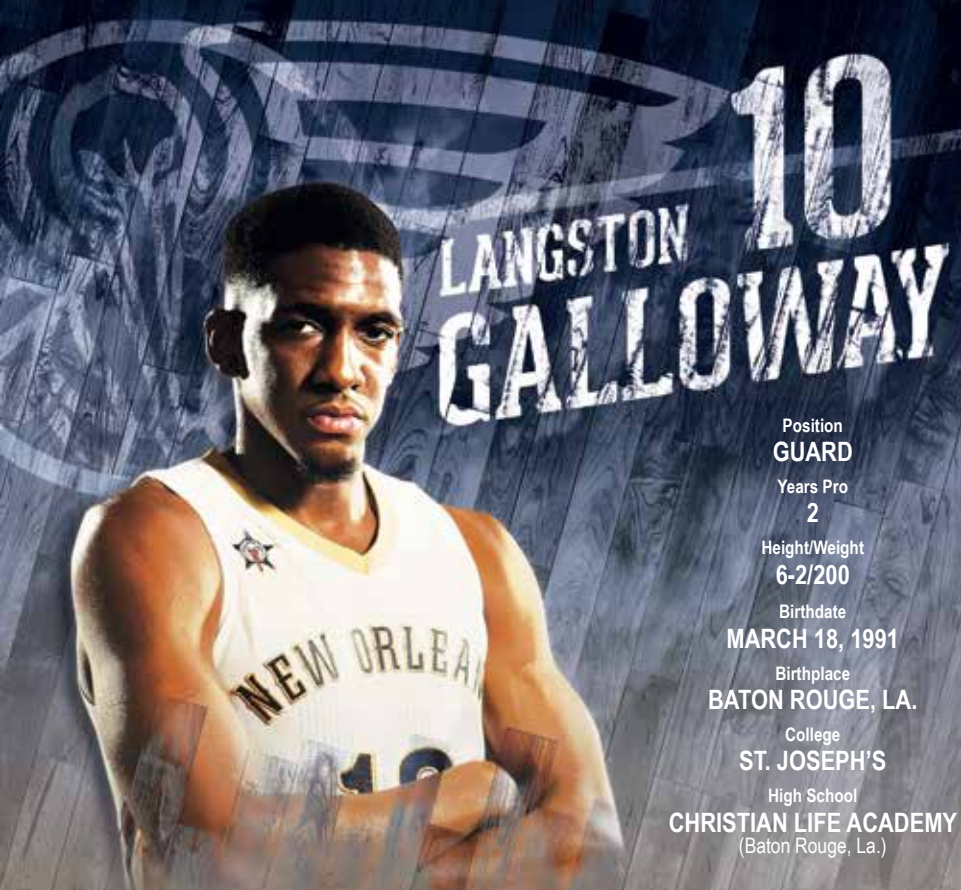
College (Penn State 2009-14): Finished his career with the Nittany Lions ranked seventh in career scoring (1,543) in school history, became just the second BIG 10 player to record over 1,000 career points, 600 assists and 500 rebounds, and set the Penn State record for career assists (641)...**2013-14:** Appeared in 34 games (all starts) with averages of 14.9 points, 4.4 rebounds, 5.4 assists and 1.6 steals...Named to Big 10 All-Sportsmanship Team and All-Big 10 3rd Team...**2012-13:** Appeared in 4 games posting averages of 16.3 points, 4.5 rebounds, 3.8 assists and 2.3 steals before suffering season-ending injury (ruptured Achilles tendon in left leg)...**2011-12:** Appeared in 32 games (all starts), averaging 18.8 points, 4.7 rebounds, 6.2 assists and 2.4 steals...Named All-Big 10 2nd Team, Big 10 All-Defensive Team and NABC Division I All-District 7 2nd Team...**2010-11:** Appeared in 34 games (all starts), averaging 6.3 points, 3.9 rebounds, 5.1 assists and 1.0 steals...**2009-10:** Appeared in 31 games while averaging 5.0 points, 2.3 rebounds and 2.4 assists.

Personal: Son of Billy and Janice Frazier...Has an older brother, William, and sister, Krystal...Krystal was an All-Conference USA selection, averaging better than 13 ppg at Rice...Four-time Academic All-Big Ten selection...Graduated in May 2013 with over a 3.1 grade-point average in supply chain and information systems in the Smeal College of Business and added a second bachelor's degree in communication arts and sciences in 2014...Served as the basketball team's representative to the Penn State Student Athlete Advisory Board and was active in the Athletic Director's Leadership Institute at Penn State.

NBA REGULAR SEASON STATS

SEASON	TEAM	GP	MIN	FGM	FGA	FG%	FTM	FTA	FT%	OREB	DREB	TREB	AST	TO	STL	BLK	PF	PTS	PPG	RPG	APG
2014-15	TOT	11	239	21	61	0.344	10	21	0.476	6	22	28	60	25	8	0	26	57	5.2	2.5	5.5
2015-16	TOT	51	741	96	229	0.419	53	74	0.716	26	84	110	162	65	33	2	73	261	5.1	2.2	3.2
TOTALS	--	62	980	117	290	0.403	63	95	0.663	32	106	138	222	90	41	2	99	318	5.1	2.2	3.6

3-POINT FG: 2014-15, 5-17 (.294); 2015-16, 16-48 (.333); TOTALS: 21-65 (.323).



Transactions: Undrafted in 2014...Signed by New York on 9/9/14...Waived by New York 10/25/14...Signed to 10-day contract by New York 1/7/15...Signed by New York to second 10-day contract 1/17/15...Signed by New York to a multi-year contract 1/27/15....Signed as a free agent by New Orleans 7/21/16.

2015-16 Season (New York): In 82 games (seven starts), averaged 7.6 points, 2.5 assists, 3.0 rebounds and 0.9 steals in 24.8 minutes per game while shooting 39.3% from the floor, 34.4% from 3-point range and 75.4% from the foul line...Scored in double-figures in 23 contests, including seven games of 15+ points.

Professional: In two seasons with the Knicks (2014-16), he holds career averages of 9.1 points, 3.8 rebounds and 2.8 assists per game in 127 appearances (48 starts)...Has shot 39.6 percent from the field, 34.8 percent from three-point range and 77.6 percent from the free throw line over his career...**2014-15:** Over 45 games (41 starts), averaged 11.8 ppg (fourth on team), 4.2 rpg, 3.3 apg and 1.16 spg over 32.4 mpg... ranked fourth in assists (3.3), tenth in rebounds (4.2), sixth in 3PT pct. (.352), fifth in FT pct. (.808),fifth in steals (1.16) and second in minutes (32.4)... Scored 19 points in loss to Rockets, Jan. 8, recording fourth-highest point total for a Knicks rookie in his Garden debut...In first career NBA start, scored 21 points in 31 minutes in win over Pelicans, Jan. 19...Key figure in win over Magic, Jan. 23, with 15 points and eight rebounds. Authored game-clinching shot for second time in a week, a three-point bomb with :54.4 left to give Knicks a six-point lead en route to eventual 113-106 win...Feb. 27, had 12 points, six rebounds, five assists and two steals in 34 minutes (DQ) in 2OT win at Detroit. Canned rainbow three-point bomb with :06.3 left in regulation to tie score at 95-95 and send game into OT. On Feb. 28, scored six points with eight rebounds vs. Raptors, nailing three-point bomb with :13 left to give NY final 103-98 margin of victory...Keyed signature win at Atlanta, Apr. 13, with game- and season-high 26 points (10-12 FGA, 6-6 3-point), six assists and five rebounds.

CAREER HIGHS	
PTS	26 AT ATL 4/13/15
FGM	10 (TWICE)
FGA	20 VS. MIL 3/19/15
3FGM	6 AT ATL 4/13/15
3FGA	8 VS. MIL 3/19/15
FTM	6 (TWICE)
FTA	7 (TWICE)
OREB	4 AT MEM 1/16/16
DREB	8 (TWICE)
TREB	11 (TWICE)
ASTS	7 (3 TIMES)
STLS	5 AT OKC 11/20/15
BLKS	3 AT ATL 12/26/15
MINS	48 VS. SAS 3/17/15

PLAYERS

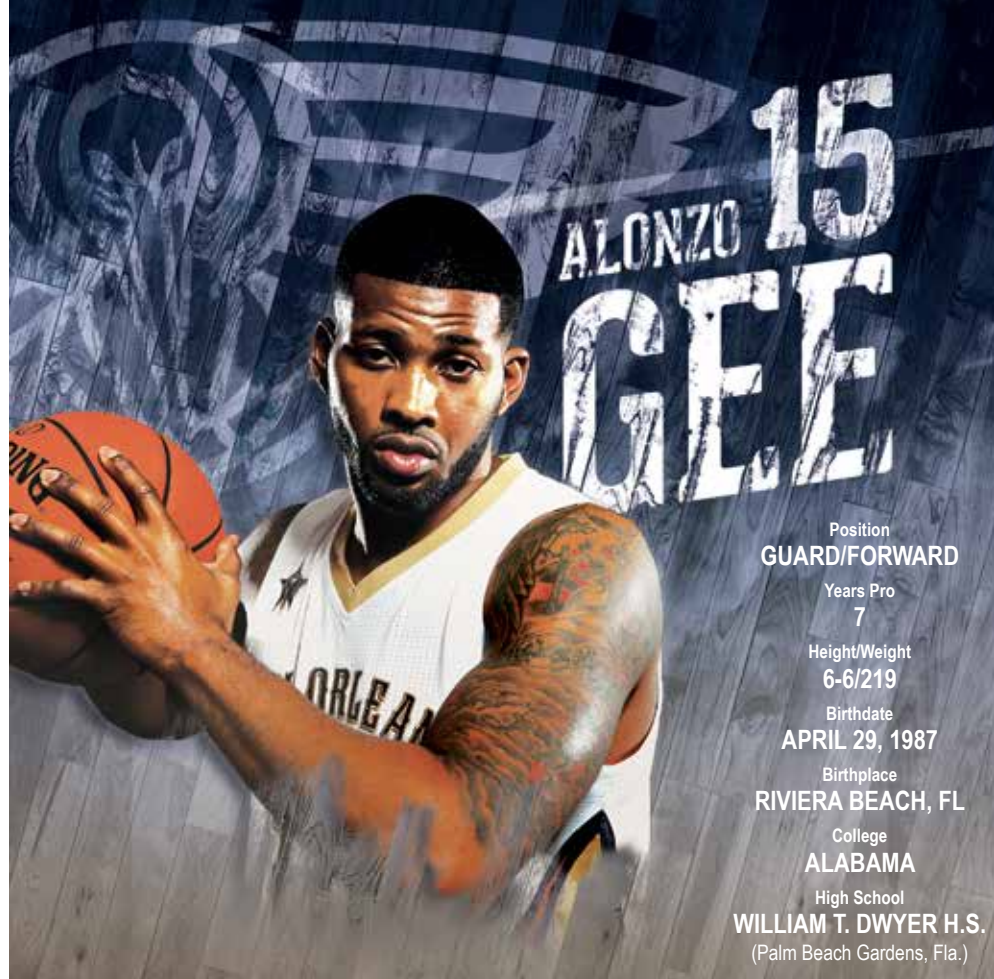
College (St. Joseph's 2010-14): Averaged 15.0 ppg, 4.5 rpg and 2.2 apg in standout four-year career at Saint Joseph's...Went 343-806 (.426) from beyond the arc...Averaged double-figure points in all four seasons, with career and team-high 17.7 ppg as a senior in 2013-14...Second leading scorer in Hawk history with 1,991 points, trailing only Jameer Nelson (2,094)...All-time school leader in 3PT FGM (343), including Hawk single-game record 10 three-pointers made vs. Fordham on Feb. 22, 2014 (career-high 33 pts)...Atlantic-10 First Team selection as a senior in 2013-14, helping to lead Hawks to conference title...All-Big 5 selection in his last three college seasons (first team as a sophomore and senior, second team as a junior)...A10 All-Rookie Team selection and Big 5 Rookie of the Year as a freshman in 2010-11...**Senior (2013-14):** Atlantic 10 All-Conference First Team selection...Named to the Atlantic 10 All-Championship Team for the conference champion Hawks... Selected to the All-Philadelphia Big 5 First Team and earned the Palumbo Award as the leading scorer ... NABC All-District 4 First Team honoree... Co-recipient of the John P. Hiferty Award as SJU's MVP, earning Most Valuable honors for the third time...Team tri-captain...Selected to the Portsmouth Invitational Tournament... Topped Hawks in scoring with 17.7 points and in steals with 1.1 per game...Went 3-of-9 from three-point range at Richmond to become SJU's all-time leader in three-point field goals with 295...Named the Big 5 Player of the Week (2/17, 1/20)...**Junior (2012-13):** All-Big 5 Second Team selection...Team captain...Named to the inaugural Allstate NABC Good Works Team for his community involvement and traveled to the 2013 NCAA Final Four...Ranked second on team in scoring with 13.8 ppg...Averaged 3.5 rebounds per game... Averaged 11.6 ppg and 3.4 rpg in A-10 games... Ranked fourth in the league in minutes played (35.5 per game), sixth in made 3-point field goals (76, 2.5 per game), 12th in steals (43, 1.4 per game), 14th in 3FG PCT. (.390) and 15th in scoring...Started all 32 games... Posted 23rd double-figure game with 16 pts (4-of-8 3FG) in NIT Opening Round against St. John's...Registered seventh 20+ game (8-of-12 FG, 5-of-8 3FG) to hit 25 points in A-10 Quarterfinals against #25 VCU...Eclipsed the 1,000-point career mark vs. American with 18 points...Tallied 13 points in win over #20 Notre Dame...**Sophomore (2011-12):** Named to the Atlantic 10 All-Conference Second Team...All-Big 5 First Team selection...Received the John P. Hiferty Award as SJU's MVP...Hawks' second leading scorer with 15.5 ppg...Ranked as the top 3-point shooter in the A-10, and fourth in the nation, with 46.6 percent...Scored career-high 32 points in loss at Penn ... Matched career-high with 30 points against Fordham (7-of-9 3-point FG)... Paced the Hawks with 19 points in OT win at Duquesne... Scored 18 points on 4-for-7 3-point shooting vs. Coppin State... Chosen the Atlantic 10 Co-Player of the Week and Big 5 Player of the Week (12/19) after scoring 20 points in win over Villanova...**Freshman (2010-11):** Atlantic 10 All-Rookie Team selection...Philadelphia Big 5 Rookie of the Year...Named the Hawks' Co-MVP as he shared the John P. Hiferty Award with Carl Jones...Team's second leading scorer (12.8) and leading rebounder (5.5)...Topped the Atlantic 10 in free throw percentage (88.7)...Led the Hawks in three-point shooting (39.2 percent) and three-pointers made (65)...Scored in double figures 20 times and had eight games with 20-plus points... Named the Atlantic 10 Rookie of the Week five times and the Big 5 Player of the Week twice...Tallied a career-high 27 points twice, against St. Bonaventure and Charlotte...Shot 8-for-11 from the field and 6-for-7 from three-point range in win at Charlotte that gave the Hawks a spot in the A-10 Tournament...Named to the 2010-11 Atlantic 10 Preseason All-Rookie Team.

Personal: Graduated from St. Joseph's in December 2013 with bachelor's degree in sports marketing...Class 1A All-State First Team selection while at Christian Life Academy...Two-time District 7 1-A Player of the Year...Averaged 26.2 points, 5.0 assists and 5.0 steals as a senior...Team won the Class 1A title in 2010...As a junior, averaged 21.3 points, five rebounds and three assists.

NBA REGULAR SEASON STATS

SEASON	TEAM	GP	MIN	FGM	FGA	FG%	FTM	FTA	FT%	OREB	DREB	TREB	AST	TO	STL	BLK	PF	PTS	PPG	RBP	APG
2014-15	NYK	45	1457	204	511	0.399	63	78	0.808	37	153	190	150	61	52	12	129	533	11.8	4.2	3.3
2015-16	NYK	82	2033	231	588	0.393	86	114	0.754	43	245	288	207	61	77	22	177	625	7.6	3.5	2.5
TOTALS	--	127	3490	435	1099	0.396	149	192	0.776	80	398	478	357	122	129	34	306	1158	9.1	3.8	2.8

3-POINT FG: 2014-15, 62-176 (.352); 2015-16, 77-224 (.344). TOTAL: 139-400 (.348)



Transactions: Undrafted in 2009...Signed by Minnesota 9/24/09...Waived by Minnesota 10/6/09...Signed two 10-day contracts with Washington starting 3/7/10... Signed multi-year contract with San Antonio 3/29/10...Waived by San Antonio 11/16/10...Signed contract with Washington 11/22/10...Waived by Washington 12/22/10...Signed multi-year contract with Cleveland 12/28/10...Signed multi-year contract with Cleveland 10/10/12... Traded to New Orleans on 7/11/14...Traded from New Orleans to Houston 7/15/14... Acquired by Sacramento from Houston along with Scotty Hopson in exchange for Jason Terry 9/17/14...Waived by Sacramento 9/25/14 ... Signed by Denver 9/29/14...Acquired by Portland from Denver, along with Aaron Afflalo, in exchange for Will Barton, Victor Claver, Thomas Robinson and a 2016 first-round draft pick (lottery protected) 2/19/15...Signed with New Orleans as an unrestricted free agent 7/16/15...Re-signed with New Orleans 7/22/16.

2015-16 Season (New Orleans): Appeared in 73 games (38 starts), averaging 4.5 points, 3.4 rebounds, 1.0 assist and 0.9 steals in 22.4 minutes per contest while shooting 51.8% from the field, 28.3% from beyond the arc, and 66.7% from the foul stripe...Sustained a right quad injury 3/28 vs. NYK, causing him to miss the remaining nine games of the 2015-16 campaign...Scored in double-digits six times...Set a season high for the second game in a row, scoring 18 points on 8-12 shooting 3/26 vs. TOR... Set a season high with 17 points on 7-13 shooting 3/24 at IND...Grabbed a season-high 10 rebounds 1/25 vs. HOU...Scored 12 points on 5-9 shooting 1/23 vs. MIL... Scored seven points and grabbed nine rebounds, 1/21 vs. DET...Tallied eight points and a season-high nine rebounds 1/15 vs. CHA...Grabbed eight rebounds 1/2 at DAL... Scored nine points and had five steals 12/12 at CHI...Scored eight points to go along with seven rebounds and a season-high five assists in 38 minutes 11/22 vs. PHX.

CAREER HIGHS	
PTS	22 (TWICE)
FGM	9 (TWICE)
FGA	17 (3 TIMES)
3FGM	5 VS. ATL 1/9/13
3FGA	9 (TWICE)
FTM	9 VS. PHI 2/11/12
FTA	10 (3 TIMES)
OREB	6 AT MIL 4/4/12
DREB	10 AT NJN 4/8/12
TREB	13 AT ATL 3/21/12
ASTS	6 (TWICE)
STLS	6 AT DEN 1/15/11
BLKS	3 (TWICE)
MINs	42 VS. SAC 2/19/12

PLAYERS

(46.8% FG, 37.1% 3-PT, 70.1% FT), 1.7 rebounds, 0.5 assists and 0.6 steals in 12.3 minutes...Averaged 3.4 points, 1.6 rebounds and 10.1 minutes in 15 games (two starts) with the Trail Blazers ... Acquired as part of a five-player deal with the Denver Nuggets on Feb. 19...Scored 10 points on 5-of-10 shooting in his first start as a Trail Blazer on Mar. 24 vs. Golden State...Registered his first points as a Trail Blazer with four points (1-1 3-PT, 1-2 FT) on Mar. 1 at Sacramento ... While with Denver he scored a season-high 15 points on 4-of-8 shooting and made all eight of his free-throw attempts on Dec. 22 at Charlotte... Made a season-best seven field goals (out of 9) and finished with 14 points at Atlanta on Dec. 7...Swiped three steals on two separate occasions (Most recent: 1/9/15 at SAC.)...**2013-14 (Cleveland):** Appeared in 65 games (24 starts), averaging 4.0 points and 2.3 rebounds in 15.7 minutes. **2012-13 (Cleveland):** Played in 82 games (all starts), averaging 10.3 points, 3.9 rebounds, 1.62 assists and 1.30 steals in 31.0 minutes...**2011-12 (Cleveland):** Appeared in 63 games (31 starts), averaging 10.6 points, 5.1 rebounds, 1.8 assists and 1.32 steals in 29.0 minutes ... Also played in seven games (all starts) for Asseco Prokom Gdynia of the Polish League, averaging 15.3 points and 8.3 rebounds in 27.9 minutes. **2010-11 (WAS/SAS/CLE):** Totaled 56 games (34 starts) with the Wizards, Spurs and Cavaliers, averaging 5.9 points and 3.3 rebounds in 20.0 games ... Played in 40 games (29 starts) for Cleveland, averaging 7.4 points and 3.9 rebounds in 24.3 minutes. **2009-10 (Washington):** Played 11 games (two starts), averaging 7.4 points and 3.0 rebounds in 16.5 minutes per game... **D-League:** Appeared in 36 games for Austin Toros, averaging 21.3 points, 6.7 rebounds, 1.3 assists and 1.47 steals in 38.2 minutes...Shot .513 from the field and .403 from three-point range...Played in six playoff games for Austin, averaging 21. 3 points, 7.3 rebounds, 1.33 steals and 1.17 blocks while shooting .560 from the field in 38.6 minutes... Named D-League All-Star, posting 10 points, six boards, three assists and three steals...Also participated in the Slam Dunk Contest.

College (Alabama 2005-09): Played in 128 career games (104 starts), averaging 12.7 points, 5.7 rebounds and 1.3 assists in 28.6 minutes...2008-09: Appeared in 32 games (all starts) as a senior, averaging 15.0 points, 7.2 rebounds, and 1.3 assists 32.1 minutes ... Named Second Team All-SEC...2007-08: Appeared in 33 games (all starts), averaging 14.6 points, 6.8 rebounds, 1.3 assists and 1.55 steals in 30.1 minutes...2006-07: Appeared in 32 games (all starts), averaging 12.6 points, 5.3 rebounds, 1.4 assists and 1.25 steals in 29.0 minutes...2005-06: Appeared in 31 games (seven starts), averaging 8.6 points, 3.4 rebounds and 1.2 assists in 23.1 minutes per game...Named to SEC All-Freshman team.

Personal: Is the son of Darlene Gee... Enjoys art as a hobby...Led Palm Beach Dwyer to back-to-back Class 5A state titles in 2004 and 2005...Was named the 2005 Class 5A State Tournament Most Valuable Player...Honored as the 2005 South Florida Sun Sentinel Player of the Year.

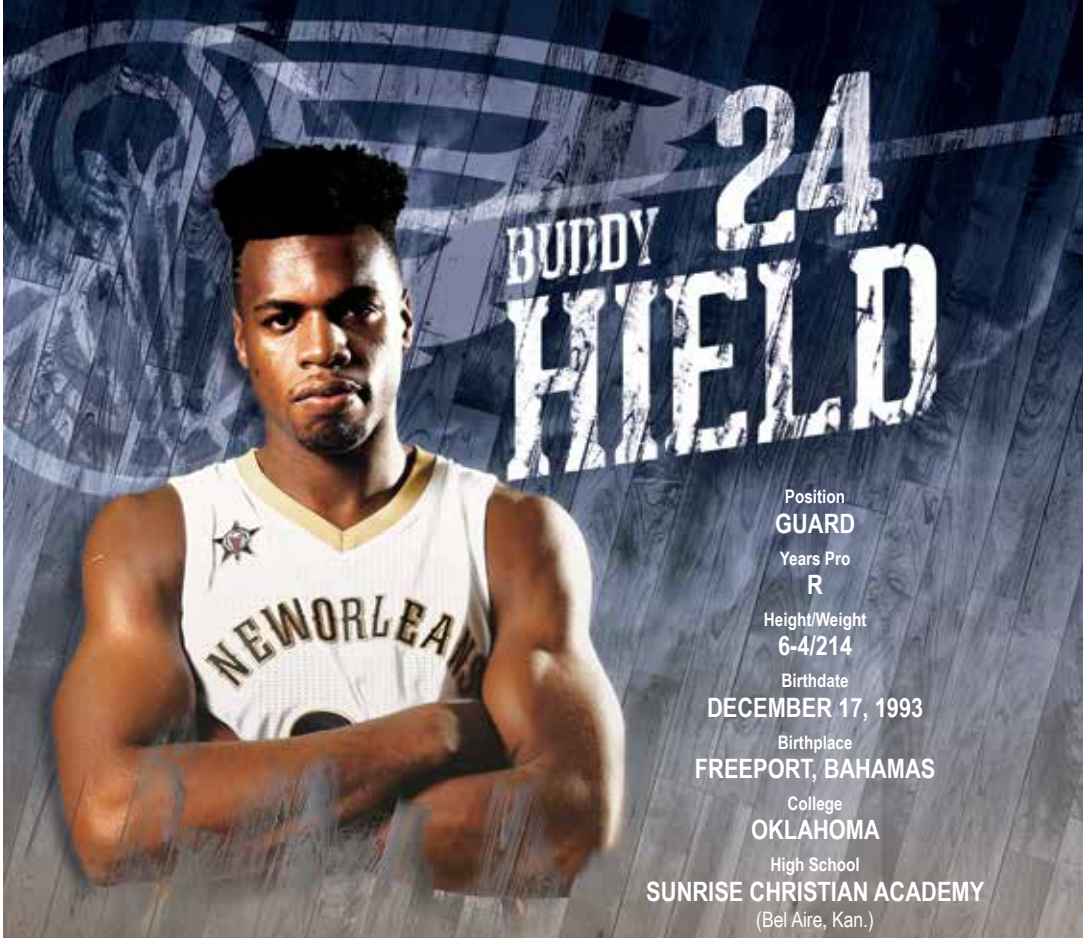
NBA REGULAR SEASON STATS

SEASON	TEAM	GP	MIN	FGM	FGA	FG%	FTM	FTA	FT%	OREB	DREB	TREB	AST	TO	STL	BLK	PF	PTS	PPG	RBP	APG
2009-10	WAS	11	182	28	59	0.475	18	29	0.621	15	18	33	7	10	7	1	13	81	7.4	3.0	0.6
2010-11	TOT	56	1118	121	264	0.458	72	92	0.783	62	120	182	38	55	40	18	94	331	5.9	3.3	0.7
2011-12	CLE	63	1827	227	551	0.412	167	212	0.788	101	221	322	113	114	83	17	149	665	10.6	5.1	1.3
2012-13	CLE	82	2541	305	744	0.410	163	205	0.795	75	245	320	133	132	107	29	199	842	10.3	3.9	1.3
2013-14	CLE	65	1020	98	236	0.415	43	61	0.705	35	114	149	47	44	39	15	96	258	4.0	2.3	0.6
2014-15	TOT	54	662	87	186	0.468	54	77	0.701	37	57	94	25	33	35	7	58	241	4.5	1.7	0.6
2015-16	NOP	73	1632	132	255	0.518	44	66	0.667	60	185	245	72	55	63	13	169	325	4.5	3.4	1.0
TOTALS	--	404	8982	998	2294	0.435	561	742	0.756	385	960	1345	435	443	374	100	778	2743	6.8	3.3	1.1

3-POINT FG: 2009-10, 7-9 (.778); 2010-11, 17-51 (.333); 2011-12, 44-137 (.321); 2012-13, 69-219 (.315); 2013-14, 19-58 (.328); 2014-15, 13-35 (.371); 2015-16, 17-60 (.283); TOTAL, 186-569 (.327).

NBA POSTSEASON STATS

SEASON	TEAM	GP	MIN	FGM	FGA	FG%	FTM	FTA	FT%	OREB	DREB	TREB	AST	TO	STL	BLK	PF	PTS	PPG	RBP	APG
2014-15	POR	1	3	0	0	0.000	0	0	0.000	0	1	1	1	0	0	0	0	0	0.0	1.0	1.0
TOTALS	--	1	3	0	0	0.000	0	0	0.000	0	1	1	1	0	0	0	0	0	0.0	1.0	1.0



Position
GUARD
Years Pro
R
Height/Weight
6-4/214
Birthdate
DECEMBER 17, 1993
Birthplace
FREEPORT, BAHAMAS
College
OKLAHOMA
High School
SUNRISE CHRISTIAN ACADEMY
(Bel Aire, Kan.)

Transactions: Selected 6th overall by the New Orleans Pelicans in the 2016 NBA Draft.

College (Oklahoma): Winner of numerous National Player of the Year awards as a senior...Finished as the all-time leading scorer in Big 12 history...Collected 2,291 career points, second all-time in program history behind only Wayman Tisdale (2,661)... An All-American as a senior...Two-time First-Team Academic All-Big 12...**Senior (2015-16):** Won the Naismith Award, Oscar Robertson Trophy and the John R. Wooden Award, which honor the NCAA's top player...Also captured the Jerry West Shooting Guard of the Year Award as well as Consensus First Team All-America, Big 12 Player of the Year and First Team All-Big 12 honors...Led Oklahoma to a Final Four berth and a No. 2 seed in the NCAA Tournament...Ranked second in the nation in scoring (25.0 ppg) and tops in threes per game (3.97)...The only player in the country to average at least 25.0 points and 5.0 rebounds... Notched 12 30-point games and 19 25-point games...Became just the third player in Big 12 history to average at least 25.0 points and 5.0 boards in a campaign, joining Michael Beasley and Kevin Durant...**Junior (2014-15):** Big 12 Player of the Year... Third-Team All-American by the AP and NABC...One of 15 finalists for the John R. Wooden Award...One of five finalists for the Jerry West Shooting Guard of the Year Award...First player in the 19-year history of the Big 12 to be named Player of the Year, lead league in scoring and be named to the Academic All-Conference First Team...Averaged 17.4 points while leading the Big 12 with 2.7 three-pointers per outing...Paced Big 12 guards with 5.4 rebounds per game...In Big 12 play, ranked first in league in scoring (18.5 ppg)...Set school and Big 12 records for three-point attempts without a miss (seven) in the season opener against Southeastern Louisiana...**Sophomore (2013-14):** A Second-Team All-Big 12 selection...Led team and ranked 10th in Big 12 with his 16.5 points per game...Also averaged 1.4 steals (second in league) and shot 38.6 percent from three (sixth)...Averaged 17.5 points and 3.5 three-pointers in league play to rank eighth and tied for first in the Big 12, respectively...**Freshman (2012-13):** Averaged 7.8 points and 4.2 rebounds in 27 games (17 starts).

Personal: Full name is Chavano Rainer Hield...Parents are Jackie Swann and Richard Bryanen...Has three brothers and three sisters...Moved to the United States in 2010...Majored in Human Relations at Oklahoma.



Position
FORWARD

Years Pro
3

Height/Weight
6-7/225

Birthdate
MARCH 18, 1991

Birthplace
HARVEY, ILL.

College
ARIZONA

High School
FAIRFAX H.S.
(Los Angeles, Calif)

Transactions: Selected by Indiana in the first round (23rd overall) of the 2013 NBA Draft...Signed as a free agent by New Orleans 7/21/16.

2015-16 Season (Indiana): In 59 games (three starts), averaged 4.2 points, 1.0 assist, 2.8 rebounds and 0.6 steals in 14.7 minutes per game while shooting 44.7% from the floor, 32.4% from 3-point range and 85.7% from the foul line...Scored in double-figures in seven contests and rebounded in double-figures twice...Recorded a double-double 4/10 vs. BKN, scoring 13 points and trying a career high with 12 rebounds...Scored a season high 25 points 4/13 at MIL...Appeared in all seven of Indiana's playoff contests, averaging 7.7 points, 4.0 rebounds, and 1.1 assists in 28.3 minutes per game.

Professional: In three seasons with the Pacers (2013-16), he holds career averages of 6.0 points, 2.4 rebounds and 1.5 assists per game in 169 appearances (81 starts)...Has shot 40.9 percent from the field, 32.5 percent from three-point range and 83.1 percent from the free throw line over his career...**2014-15:** The only Pacer to appear in all 82 games during the 2014-15 regular season, he started 78 games while averaging 8.9 points, 3.8 rebounds and 2.2 assists in 29.0 minutes per game...Finished the season shooting 39.6 percent from the field, 32.7 percent from three-point range and 82.4 percent from the free throw line...Scored in double figures in 39 games with three games of 20 or more points...Recorded a team-high 66 steals...Surpassed his scoring, rebounding and assist totals from his rookie season in the first nine games of the regular season...Scored 10 or more points in 13 the 15 games in November, averaging 13.1 points and 5.5 rebounds per game...Finished with a career-high 28 points on 10-for-19 shooting against Washington, 11/8...Posted the first double-double of his NBA career with 21 points and a career-high 12 rebounds in the

CAREER HIGHS

PTS	28 VS. WAS 11/8/14
FGM	10 VS. WAS 11/8/14
FGA	19 VS. WAS 11/8/14
3FGM	7 AT MIL 4/13/16
3FGA	16 AT MIL 4/13/16
FTM	8 (TWICE)
FTA	11 VS. WAS 11/8/14
OREB	5 (TWICE)
DREB	10 (TWICE)
TREB	12 (TWICE)
ASTS	6 (5 TIMES)
STLS	4 AT MIL 4/13/16
BLKS	3 AT TOR 12/12/14
MINS	43 VS. WAS 11/8/14

PLAYERS

win at Chicago, 11/15...Dished out a career-high six assists in five games, most recently in the win over Dallas, 3/29...**2013-14:** Appeared in 28 games in his rookie season, posting averages of 1.7 points and 1.5 rebounds in 7.9 minutes per game...Finished the season shooting 42.5 percent from the field and sank six of his seven attempts from the free throw line, 85.7 percent...In the final regular season game at Orlando, he played a season-high 28 minutes, scored five points on 2-for-6 shooting (1-2 3FG) and pulled down a season-high five rebounds in the win...Played the final eight minutes of the loss at Houston, 3/7, finishing with a season-high eight points as he hit all three of his field goal attempts, including two three-pointers...Made his NBA debut in the season opener against Orlando, 10/29, finishing with one rebound in eight minutes off the bench...Scored his first career-points on a first-quarter layup in the win over the Cavaliers, 11/2...Was placed on the inactive list for two games as he served an assignment with the Fort Wayne Mad Ants of the NBA Developmental League from Dec. 28 – Jan. 1...Averaged 17.0 points, 3.0 rebounds and 3.0 assists per game while shooting 46.2 percent from the field in two appearances with the Mad Ants...Missed two games due to injury with a sore lower back, April 4-6...Received 23 DNP-CDs and was on the inactive list by coach's decision for 27 games.

College (University of Arizona, 2009-13): Finished his career ranked 20th on Arizona's career scoring list with 1,430 points and ranks in the top 10 in the following categories: games played (T1st/139), games started (T3rd/129), minutes played (6th/4,030) and rebounds (10th/773)...**Senior (2012-13):** First-Team All-PAC-12...Averaged 12.7 points and 5.7 rebounds per game to go with a .609 FG percentage (14-of-23) in UA's three-game NCAA Tournament run...Shot a career-best 39.0 percent from three-point range (57-of 146) as a senior...Ranked second on the team in total rebounds (187) and offensive boards (61), free throws made (95), steals (40) and scoring (13.4 ppg)...Joined Sean Elliott as the only Arizona players ever to register 1,400 points, 750 rebounds, 300 assists, 100 treys and 100 steals in a career...One of nine players in Arizona history with 1,400 career points and 750 career rebounds...The Diamond Head Classic MVP after averaging 12.0 points, 5.0 rebounds and 2.3 assists in the three games...Scored his 1,000th career point on Nov. 19, making him the 47th Wildcat to accomplish the feat...Tallied 20 of his season-high 23 points in the second half vs. Stanford on 2/6...Scored all 18 of his points in the first half at Washington State on 2/2 on a career-best six treys, including a 65-footer at the halftime buzzer...Registered his first double-double of the season (13th career) with 13 points and 10 rebounds on 1/24 vs. UCLA...**Junior (2011-12):** Amongst Pac-12 players, he ranked 16th in scoring (12.9 ppg), second in rebounding (7.7) and defensive rebounds (5.6), 13th in FG percentage (.500) and 10th in offensive rebounds (2.2)...A first-team all-conference selection...Tied for the team lead with 12 double-doubles...One of three Pac-12 players to win player-of-the-week honors twice...Attempted a career-high 13 FT en route to 13 points and 10 boards at Washington on 2/18...Posted 16 points, a career-high 14 rebounds and three assists on 2/9 vs. Colorado...Scored 19 of his career-high 28 points (9-of-10 FG) in the second half on 1/28 vs. Washington, to go with 11 rebounds...Posted his first career double-double (16 pts/11 reb) vs. Ball State on 11/13...**Sophomore (2010-11):** One of three Cats to start every game...Averaged 9.5 points and 7.0 rebounds in the NCAA Tournament...Named to iBN Sports Las Vegas Invitational all-tournament team after averaging 11.0 points, 4.8 rebounds and 2.8 assists in event's four games...Collected 10 rebounds (six offensive) and four assists vs. Connecticut in NCAA West Regional Final...Registered 13 points (5-8 FG) and five boards vs. Duke on 3/24...Notched career-best totals of seven FGs and 12 FGA en route to 16 points, eight boards and two assists vs. Texas on 3/20...Grabbed a season-high 11 rebounds (first game in double figures) vs. Oregon State on 3/10...Posted his first career 20-point game on the strength of 11-of-12 FTs in 27 minutes vs. Santa Clara on 11/26...**Freshman (2009-10):** Had 147 points in his last 26 games (5.7 ppg) after totaling 60 in his first five...Posted 12 points – his first double-figure effort since Dec. 28 – to go with seven rebounds and three assists at Washington on 2/4...Grabbed a UA season-high five offensive rebounds vs. Stanford on 1/28...Collected a season-high five assists to go with seven boards on 12/21 vs. Lipscomb...Finished in double-figures in his first two college games...Hit 9-of-9 FTs to finish with a team-high 17 points vs. Vanderbilt on 11/25...Equalled the ninth-highest freshman debut in school history with 17 points to go with eight rebounds and two assists on 11/15 vs. Northern Arizona.

Personal: His full name is Solomon Jamar Hill...Went to high school in Los Angeles at Fairfax High School where he was tabbed a 4-star recruit and competed in the LeBron James Skills Academy in 2008...His Senior year of High School he averaged 16.2 ppg, 11.7 rpg, and 5.1 apg while leading his team to a national ranking of 24 and state ranking of 4th...Majored in History at the University of Arizona...Lists hobbies as computer games

NBA REGULAR SEASON STATS

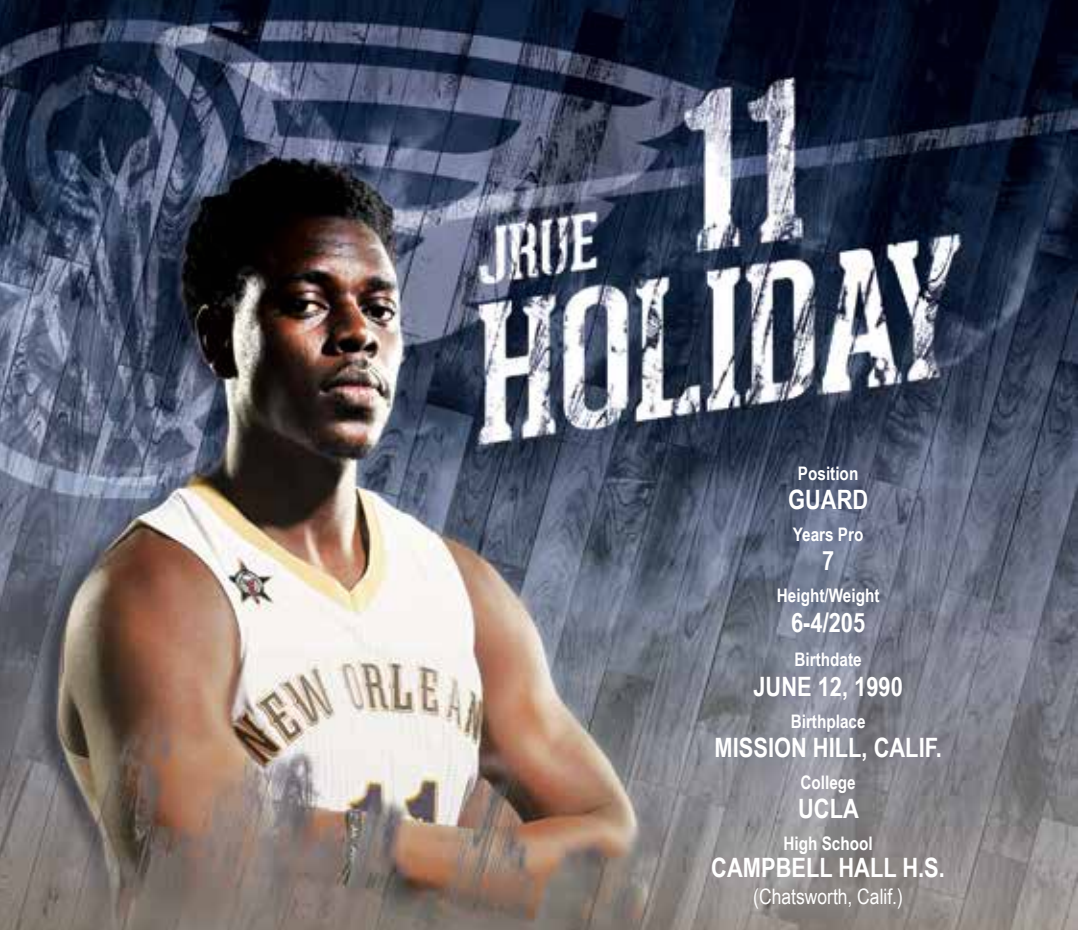
SEASON	TEAM	GP	MIN	FGM	FGA	FG%	FTM	FTA	FT%	OREB	DREB	TREB	AST	TO	STL	BLK	PF	PTS	PPG	RBP	APG
2013-14	IND	28	226	17	40	0.425	6	7	0.857	9	32	41	12	13	5	2	19	47	1.7	1.5	0.4
2014-15	IND	82	2381	251	634	0.396	159	193	0.824	70	244	314	184	115	66	18	177	729	8.9	3.8	2.2
2015-16	IND	59	866	93	208	0.447	36	42	0.857	39	127	166	57	33	37	11	68	246	4.2	2.8	1.0
TOTALS	--	169	3473	361	882	0.409	201	242	0.831	118	403	521	253	161	108	31	264	1022	6.0	3.1	1.5

3-POINT FG: 2013-14, 7-23 (.304); 2014-15, 68-208 (.327); 2015-16, 24-74 (.324) TOTALS: 99-305 (.325).

NBA POSTSEASON STATS

SEASON	TEAM	GP	MIN	FGM	FGA	FG%	FTM	FTA	FT%	OREB	DREB	TREB	AST	TO	STL	BLK	PF	PTS	PPG	RBP	APG
2013-14	IND	1	1	0	0	0	0	0	0	0	0	0	0	0	0	0	0	0	0	0	0
2015-16	IND	7	198	14	31	0.452	15	16	0.938	5	23	28	8	3	2	0	20	54	7.7	4.0	1.1
TOTALS	--	8	199	14	31	0.452	15	16	0.938	5	23	28	8	3	2	0	20	54	6.8	3.5	1.0

3-POINT FG: 2015-16, 11-19 (.579) TOTALS: 11-19 (.579).



JRUE 11 HOLIDAY

Position
GUARD

Years Pro
7

Height/Weight
6-4/205

Birthdate
JUNE 12, 1990

Birthplace
MISSION HILL, CALIF.

College
UCLA

High School
CAMPBELL HALL H.S.
(Chatsworth, Calif.)

Transactions: Selected by Philadelphia in the first round (17th overall) of the 2009 NBA Draft...Acquired by New Orleans along with Pierre Jackson from Philadelphia in exchange for Nerlens Noel and a 2014 1st round draft pick 7/10/13.

2015-16 Season (New Orleans): In 65 games (23 starts), averaged 16.8 points, 6.0 assists, 3.5 rebounds and 1.4 steals in 28.2 minutes per game while shooting 43.9% from the floor, 33.6% from 3-point range and 84.3% from the line...Scored 20+ points 25 times and recorded six double-doubles...Started the season on a minutes restriction and sitting out second ends of back-to-backs, causing him to miss six games...Sustained a right inferior orbital fracture 3/28 vs. NYK, causing him to miss the final nine games of the 2015-16 campaign...Recorded a career-high 38 points on 13-23 shooting and a season-high 5-of-9 from beyond the arc in 38 minutes 3/9 at CHA...Made his first start since 12/1 and recorded his fifth double-double of the season, scoring 20 points and dishing out 10 assists 3/7 vs. SAC...Recorded his 2,500th career assist 2/4 vs. LAL...Scored 26 points, including the game-winning jumper with 1.3 seconds remaining 1/30 vs. BKN...Scored 25 points, including a career-high eight made free throws 1/28 vs. SAC...Made the game tying 3-pointer with eight seconds remaining to force overtime in a win 12/4 vs. CLE, also grabbing eight rebounds in the contest.

Professional: In seven NBA seasons has appeared in 437 games with 370 starts, averaging 14.1 points, 6.1 assists, 3.5 rebounds and 1.4 steals in 32.2 minutes per game while shooting 43.9% from the floor, 36.8% from 3-point range and 80.1% from the line...Has 50 career double-doubles, including two triple-doubles...Has appeared in 21 playoff games for Philadelphia and New Orleans, averaging 14.1 points, 5.1 assists, 4.0 rebounds and 1.4 steals...**2014-15 (New Orleans):** In 40 games (37 starts), averaged 14.8 points, 6.9 assists, 3.4 rebounds and 1.6 steals in 32.6 minutes per game while shooting 44.6% from the floor, 37.8% from 3-point range and 85.5% from the line...Led team in assists 28 times and recorded five double-doubles...Appeared in three of New Orleans' four playoff games, averaging 6.3 points and 4.3 assists against GSW...Sidelined with a stress reaction

CAREER HIGHS	
PTS	38 AT CHA 3/9/16
FGM	16 VS NYK 1/26/13
FGA	28 (TWICE)
3FGM	6 AT CLE 4/18/12
3FGA	9 AT CHA 3/9/16
FTM	8 (3 TIMES)
FTA	10 AT MEM 3/11/16
OREB	4 (6 TIMES)
DREB	8 (4 TIMES)
TREB	11 AT LAC 1/10/16
ASTS	15 (3 TIMES)
STLS	7 VS ATL 3/26/10
BLKS	2 (21 TIMES)
MINs	49 AT CHI 12/2/13

PLAYERS

in his lower right leg on 1/21, missing 41 games...Recorded his 5,000th career point 1/5 vs. WAS...Registered 50th career point/assist double-double 12/18 at HOU...Scored 30 points in an overtime loss 12/14 vs. GSW...Scored a season-high 30 points on 12-of-22 from the field, adding 10 assists for his third double-double of the season 12/10 at DAL...Recorded his 500th career steal 12/2 vs. OKC...Recorded block on Kawai Leonard's shot in final seconds to help secure win 11/8 at SAS...**2013-14 (New Orleans):** In 34 games (all starts), averaged 14.3 points, 7.9 assists, 4.2 rebounds and 1.7 steals in 33.6 minutes per game while shooting 44.7% from the floor, 39.0% from 3-point range and 81.0% from the line...Led team in assists 23 times and recorded nine double-doubles...Placed on the inactive list with a stress fracture of the right tibia after 34 games and missed the remainder of the season...Had his biggest night of the season, stockpiling 31 points and 13 assists to go along with seven rebounds 12/30 vs. POR...Scored the game-winning bucket to complete a 19-point, 12-assist night 12/2 at CHI...Tallied 12 points, nine rebounds, and seven assists 11/25 at SAS...Recorded season-high 13 assists 11/8 vs. LAL...Tallied nine assists 11/5 vs. PHX...Recorded eight assists 11/2 vs. CHA...Tallied 17 points and five assists on 11/1 at ORL...Finished his Pelicans debut with 24 points, seven rebounds, and five assists...**2012-13 (Philadelphia):** In 78 games (all starts), averaged 17.7 points, 8.0 assists, 4.2 rebounds and 1.6 steals in 37.5 minutes per game while shooting 43.1% from the floor, 36.8% from 3-point range and 75.2% from the line...Named to his first ever All-Star Game on 1/24, becoming the youngest player in Sixers franchise history to receive that honor...Was the only player in the league to average at least 17.0 points and 8.0 assists...Recorded 20 double-doubles this season, including one triple-double (at PHX on 1/2) after having one in 2011-12...Scored 20-plus points 29 times this season (Sixers 17-12 mark), including 30-plus points five times...Most 30-point games in a single season by a Sixer since Allen Iverson had eight in 2006-07...Scored a career-high 35 points vs. NYK on 1/26...Ranked fourth in the NBA with 8.0 assists this season...Recorded at least eight assists in nine straight games from 12/23-1/8, which tied for the longest single season streak by a Sixer dating back to 1985-86...Had seven-plus assists in 54 of his 78 games played this season after doing so 11 times in 2011-12...**2011-12 (Philadelphia):** In 65 games (all starts), averaged 13.5 points, 4.5 assists, 3.5 rebounds and 1.58 steals in 33.8 minutes per game while shooting 43.2% from the floor, 38.0% from 3-point range and 78.3% from the line...Did not miss any games due to injury in 2011-12 but was a DNP-CD the final game of the season, snapping a streak of 188 consecutive starts dating back to 1/22...Scored 20-plus points 10 times (Sixers 5-5 mark), including a then-career-high 30 points at CHI on 3/7...Scored 19 points in the third quarter at CLE on 4/18...Averaged just 1.8 turnovers over his final 49 games played after averaging 2.8 tpg the first 16 games of the season...Recorded his only double-double of the season vs. ATL on 1/21...Shot 6-of-6 from 3-point range at CLE on 4/18 tying the franchise record for most 3FGM without a miss in a single game...Averaged a career-high 1.58 steals and ranked 11th in the NBA...Recorded 3-plus steals 16 times...**2010-11 (Philadelphia):** Started all 82 games, averaging 14.0 points, 6.5 assists, 4.0 rebounds and 1.5 steals in 35.4 minutes per game while shooting 44.6% from the floor, 36.5% from 3-point range and 82.3% from the line...Had 15 point-assist double-doubles, including his first triple-double at New Jersey on 2/2...Scored 20-plus points 14 times (Sixers 10-5 mark)...Hit two-plus 3-pointers 23 times, including three-plus eight times...Ranked 16th in the NBA in assists and 16th in steals...Named to the Sophomore team in the T-Mobile Rookie Challenge...**2009-10 (Philadelphia):** In 73 games with 51 starts, averaged 8.0 points, 3.8 assists, 2.6 rebounds and 1.09 steals in 24.2 minutes per game while shooting 44.2% from the floor, a team-high 39.0% from 3-point range and 75.6% from the line...Started the final 41 games; overall as a starter, averaged 12.0 points, 6.6 assists, 4.1 rebounds and 19.4 steals...Had seven steals vs. ATL on 3/26...Recorded his first career double-double with 10 points and 10 rebounds vs. CHI on 3/20...Recorded his first point-assist double-double with 13 points and 12 assists vs. ATL on 3/26.

College (University of California, Los Angeles, 2008-09): Was an early entry candidate for the 2009 NBA Draft following his freshman season at UCLA...Played alongside senior Darren Collison in the backcourt...In 35 games (all starts), averaged 8.5 points, 3.8 rebounds, 3.7 assists and 1.6 steals in 27.1 minutes per game...Shot 45.0% from the floor, 30.7% from 3-point range and 72.6% from the line...Earned Pac-10 All-Freshman Team Honors...Scored a career-high 20 points on a perfect 8-of-8 shooting in just 19 minutes of play vs. Florida International...Had 12 points and a career-high 10 rebounds with five assists and three steals vs. Louisiana Tech...Recorded a career-high six steals vs. Cal State Northridge and five steals against USC...Had 13 points and six assists in UCLA's one-point win over Virginia Commonwealth in the First Round of the NCAA Tournament.

Personal: As a senior at Campbell High School in Chatsworth, CA, averaged 25.9 points, 11.2 rebounds, 6.9 assists, 4.8 steals...Team went 31-5 and won the California Division IV state title...As a freshman, helped Campbell High to a perfect 32-0 mark along with older brother Justin who went on to play at Washington, and is currently a member of the New York Knicks...Rated the No. 1 point guard and the No. 2 overall prospect in the Class of 2008 by Rivals.com...Named the 2008 Gatorade National Player of the Year and Parade Magazine First Team All-America...Played in the McDonald's All-American Game, tallying 14 points, 5 rebounds, 3 assists and 5 steals...Lists collecting shoes as a hobby...Was the manager for the Girls Tennis Team in high school...His wife, Lauren, is a professional soccer player for FC Kansas City and a member of the United States Women's National Soccer Team...Younger sister, Lauren, plays basketball at UCLA...Younger brother, Aaron, is a freshman guard on the UCLA basketball team...Donated nearly 3,000 Pelicans tickets to underprivileged children during 2014-15 season.

PLAYERS

NBA REGULAR SEASON STATS

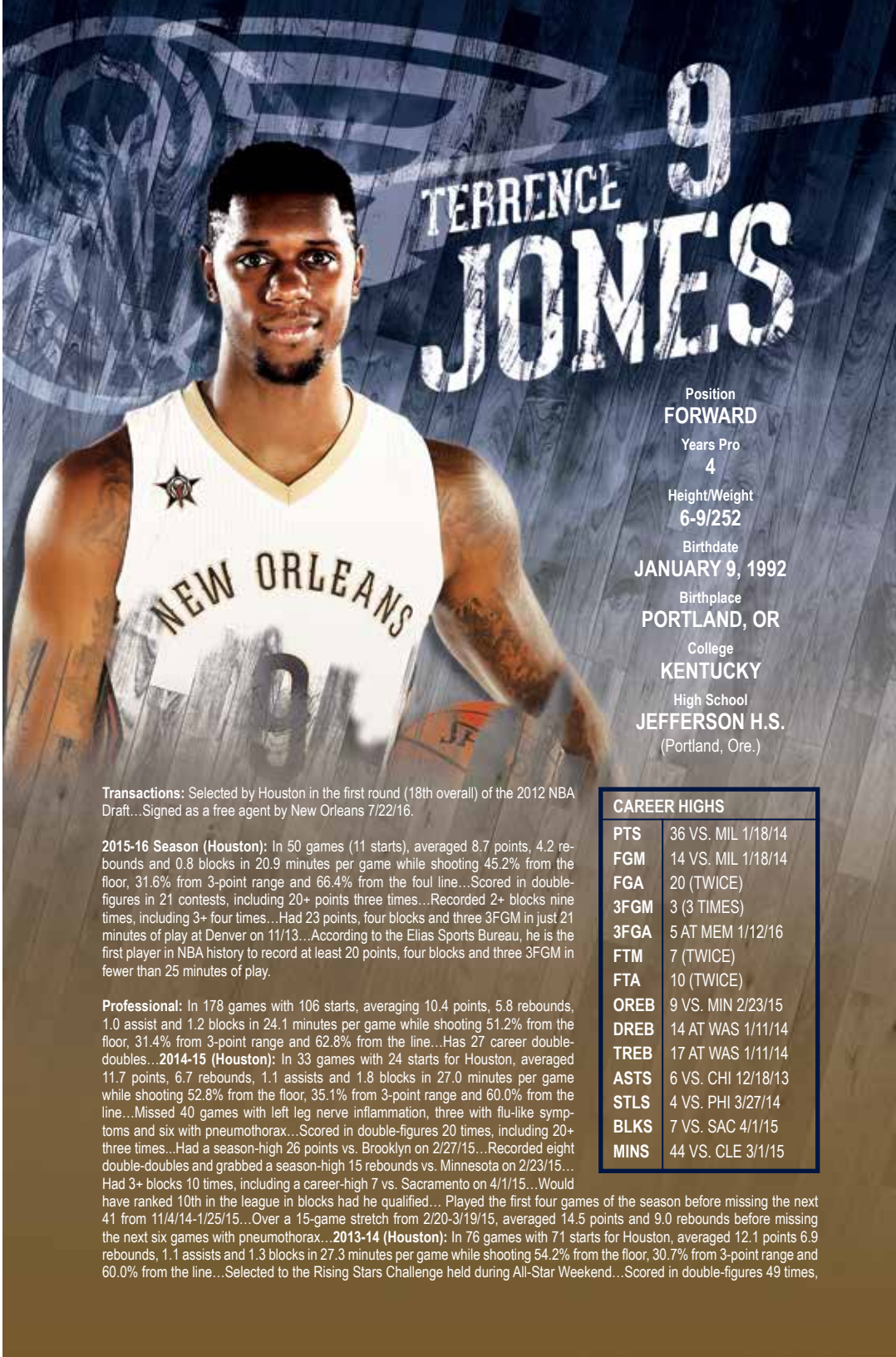
SEASON	TEAM	GP	MIN	FGM	FGA	FG%	FTM	FTA	FT%	OREB	DREB	TREB	AST	TO	STL	BLK	PF	PTS	PPG	RPG	APG
2009-10	PHI	73	1767	230	520	0.442	65	86	0.756	56	135	191	280	156	79	18	153	587	8.0	2.6	3.8
2010-11	PHI	82	2901	446	999	0.446	172	209	0.823	68	264	332	531	218	120	29	203	1145	14.0	4.0	6.5
2011-12	PHI	65	2196	360	834	0.432	94	120	0.783	57	155	212	290	135	103	18	137	879	13.5	3.3	4.5
2012-13	PHI	78	2926	555	1288	0.431	182	242	0.752	89	240	329	625	292	123	32	170	1383	17.7	4.2	8.0
2013-14	NOP	34	1143	203	454	0.447	51	63	0.810	28	114	142	268	105	56	12	92	487	14.3	4.2	7.9
2014-15	NOP	40	1303	238	534	0.446	65	76	0.855	32	103	135	274	91	63	23	110	592	14.8	3.4	6.9
2015-16	NOP	65	1831	410	935	0.439	182	216	0.843	27	168	195	391	167	88	22	148	1089	16.8	3.0	6.0
TOTALS	--	437	14067	2442	5564	0.439	811	1012	0.801	357	1179	1536	2659	1164	632	154	1013	6162	14.1	3.5	6.1

3-POINT FG: 2009-10, 62-159 (.390); 2010-11, 81-222 (.365); 2011-12, 65-171 (.380); 2012-13, 91-247 (.368); 2013-14, 30-77 (.390); 2014-15, 51-135 (.378); 2015-16, 87-259 (.336); TOTALS: 467-1270 (.368)

NBA POSTSEASON STATS

SEASON	TEAM	GP	MIN	FGM	FGA	FG%	FTM	FTA	FT%	OREB	DREB	TREB	AST	TO	STL	BLK	PF	PTS	PPG	RPG	APG
2010-11	PHI	5	188	24	58	0.414	12	15	0.800	3	16	19	28	11	10	2	10	71	14.2	3.8	5.6
2011-12	PHI	13	494	74	179	0.512	38	44	0.864	17	44	61	67	26	20	8	24	206	15.8	4.7	5.2
2014-15	NOP	3	55	7	19	0.368	4	4	1.000	2	1	3	13	5	2	1	3	19	6.3	1.0	4.3
TOTALS	--	21	737	105	256	0.410	54	63	0.857	22	61	83	108	42	32	11	37	296	14.1	4.0	5.1

3-POINT FG: 2010-11, 11-21 (.524); 2011-12, 20-49 (.408); 2014-15, 1-4 (.250). TOTALS: 32-74 (.432).



Position
FORWARD

Years Pro
4

Height/Weight
6-9/252

Birthdate
JANUARY 9, 1992

Birthplace
PORTLAND, OR

College
KENTUCKY

High School
JEFFERSON H.S.
(Portland, Ore.)

Transactions: Selected by Houston in the first round (18th overall) of the 2012 NBA Draft...Signed as a free agent by New Orleans 7/22/16.

2015-16 Season (Houston): In 50 games (11 starts), averaged 8.7 points, 4.2 rebounds and 0.8 blocks in 20.9 minutes per game while shooting 45.2% from the floor, 31.6% from 3-point range and 66.4% from the foul line...Scored in double-figures in 21 contests, including 20+ points three times...Recorded 2+ blocks nine times, including 3+ four times...Had 23 points, four blocks and three 3FGM in just 21 minutes of play at Denver on 11/13...According to the Elias Sports Bureau, he is the first player in NBA history to record at least 20 points, four blocks and three 3FGM in fewer than 25 minutes of play.

Professional: In 178 games with 106 starts, averaging 10.4 points, 5.8 rebounds, 1.0 assist and 1.2 blocks in 24.1 minutes per game while shooting 51.2% from the floor, 31.4% from 3-point range and 62.8% from the line...Has 27 career double-doubles...**2014-15 (Houston):** In 33 games with 24 starts for Houston, averaged 11.7 points, 6.7 rebounds, 1.1 assists and 1.8 blocks in 27.0 minutes per game while shooting 52.8% from the floor, 35.1% from 3-point range and 60.0% from the line...Missed 40 games with left leg nerve inflammation, three with flu-like symptoms and six with pneumothorax...Scored in double-figures 20 times, including 20+ three times...Had a season-high 26 points vs. Brooklyn on 2/27/15...Recorded eight double-doubles and grabbed a season-high 15 rebounds vs. Minnesota on 2/23/15...Had 3+ blocks 10 times, including a career-high 7 vs. Sacramento on 4/1/15...Would have ranked 10th in the league in blocks had he qualified... Played the first four games of the season before missing the next 41 from 11/4/14-1/25/15...Over a 15-game stretch from 2/20-3/19/15, averaged 14.5 points and 9.0 rebounds before missing the next six games with pneumothorax...**2013-14 (Houston):** In 76 games with 71 starts for Houston, averaged 12.1 points 6.9 rebounds, 1.1 assists and 1.3 blocks in 27.3 minutes per game while shooting 54.2% from the floor, 30.7% from 3-point range and 60.0% from the line...Selected to the Rising Stars Challenge held during All-Star Weekend...Scored in double-figures 49 times,

CAREER HIGHS

PTS	36 VS. MIL 1/18/14
FGM	14 VS. MIL 1/18/14
FGA	20 (TWICE)
3FGM	3 (3 TIMES)
3FGA	5 AT MEM 1/12/16
FTM	7 (TWICE)
FTA	10 (TWICE)
OREB	9 VS. MIN 2/23/15
DREB	14 AT WAS 1/11/14
TREB	17 AT WAS 1/11/14
ASTS	6 VS. CHI 12/18/13
STLS	4 VS. PHI 3/27/14
BLKS	7 VS. SAC 4/1/15
MINs	44 VS. CLE 3/1/15

PLAYERS

including 20+ 11 times and 30+ three times...Became the second youngest player in Rockets history to post his first 30-point game at 22 years and nine days (30 by Hakeem Olajuwon on 12/4/84 at 21 years and 318 days)...Recorded 18 double-doubles, including four games with 20+ points and 10+ rebounds...Recorded 3+ blocks 17 times...**2012-13 (Houston):** In 19 games for Houston, averaged 5.5 points, 3.4 rebounds and 1.00 blocks in 14.5 minutes per game while shooting 45.7% from the floor, 26.3% from 3-point range and 76.5% from the line...Recorded 24 DNP-CD's and was on the inactive list for another 39 games...Recorded his first career double-double with 14 points and 12 rebounds (8 offensive) at Sacramento on 4/3/13...Was assigned to the Rockets NBA Development League affiliate, Rio Grande Valley, four times (11/30-12/3/12, 12/14-12/16/12, 12/26/14-1/14/13, 1/16-1/22/13)...In 24 games with 15 starts for the Vipers, averaged 19.0 points, 9.0 rebounds, 2.5 assists, 1.5 steals and 1.3 blocks in 30.9 minutes per game while shooting 47.9% from the floor, 29.7% from 3-point range and 69.4% from the line...Would have ranked seventh in the D-League in both scoring and rebounding had he qualified.

College (University of Kentucky, 2010-12): An early entry candidate for the 2012 NBA Draft, averaged 14.0 points, 8.0 rebounds and 1.8 blocks in 76 games (69 starts) over his two seasons at Kentucky...Was one of just six players in UK history to record 1,000 points, 500 rebounds and 140 blocks in a career...**Sophomore 2011-12:** Helped the Wildcats win the 2012 National Championship, while earning Second-Team All-SEC honors...Started 34 of 38 games played...Averaged 12.3 points and 7.2 rebounds per game...**Freshman 2010-11:** Was selected SEC Freshman of the Year, First-Team All-SEC and was a member of the SEC All-Freshman Team...Averaged 15.7 points and 8.8 rebounds in 38 appearances (35 starts) as a freshman, leading the SEC in rebounding average and double-doubles (11), as well as ranking sixth in scoring and blocks per game (1.9 bpg)...Scored 25 points and grabbed 12 rebounds in his collegiate debut against ETSU, both team-highs, earning SEC Freshman of the Week...First UK freshman to begin career with a double-double since Jules Camara in 1998-99...Joined Sam Bowie as only freshman in UK history with 20-10 game in debut ... Along with Lamb, became first freshman duo in UK history to score 20 pts. in a debut.

Personal: The most proud he is of his basketball career is making his mother, Linda, proud of him...Cousin of former Arizona All-American and NBA Rookie of the Year Damon Stoudamire...Was a McDonald's All-American out of Jefferson High School (Portland, OR)...Played high school basketball with Terrence Ross (Toronto Raptors)...Averaged 30.0 points, 14.0 rebounds and 6.0 assists as a senior, leading Jefferson High to its third consecutive State Championship, which is a feat no other 5A or 6A Oregon school had ever accomplished...One of only three players to twice be named The Oregonian Class 5A Player of the Year (others: UCLA's Kevin Love and Oregon's Fred Jones)...Also played quarterback and wide receiver in football...Enjoys playing ping pong and video games...Favorite athlete while growing up was Magic Johnson.

NBA REGULAR SEASON STATS


SEASON	TEAM	GP	MIN	FGM	FGA	FG%	FTM	FTA	FT%	OREB	DREB	TREB	AST	TO	STL	BLK	PF	PTS	PPG	RBP	APG
2012-13	HOU	19	276	43	94	0.457	13	17	0.765	28	37	65	15	13	12	19	21	104	5.5	3.4	0.8
2013-14	HOU	76	2078	386	712	0.542	118	195	0.605	162	366	528	87	71	53	99	139	921	12.1	6.9	1.1
2014-15	HOU	33	889	158	299	0.528	57	94	0.606	78	142	220	36	37	18	59	78	386	11.7	6.4	1.1
2015-16	HOU	50	1044	166	367	0.452	77	116	0.664	62	149	211	41	49	23	39	86	434	8.7	4.2	0.8
TOTALS	--	178	4287	753	1472	0.512	265	422	0.628	330	694	1024	179	170	106	216	324	1845	10.4	5.8	1.0

3-POINT FG: 2012-13, 5-19 (.263); 2013-14, 31-101 (.307); 2014-15, 13-37 (.351); 2015-16, 25-79 (.316); TOTALS, 74-236 (.314)

NBA POSTSEASON STATS

SEASON	TEAM	GP	MIN	FGM	FGA	FG%	FTM	FTA	FT%	OREB	DREB	TREB	AST	TO	STL	BLK	PF	PTS	PPG	RBP	APG
2012-13	HOU	2	35	4	10	0.400	0	3	0.000	5	10	15	1	1	0	1	2	8	4.0	7.5	0.5
2013-14	HOU	6	138	20	39	0.513	6	12	0.500	17	20	37	8	2	5	3	13	46	7.7	6.2	1.3
2014-15	HOU	17	401	67	159	0.421	36	54	0.667	29	52	81	17	16	8	12	31	173	10.2	4.8	1.0
TOTALS	--	25	574	91	208	0.438	42	69	0.609	51	82	133	26	19	13	16	46	227	9.1	5.3	1.0

3-POINT FG: 2012-13, 0-2 (.000); 2013-14, 0-1 (.000); 2014-15, 3-19 (.158); TOTALS: 3-22 (.136)



ETWAUN
MOORE

55

Position
GUARD

Years Pro
5

Height/Weight
6-4/191

Birthdate
FEBRUARY 25, 1989

Birthplace
EAST CHICAGO, IN

College
PURDUE

High School
EAST CHICAGO H.S.
(East Chicago, Ind.)

Transactions: Selected by Boston in the second round (55th overall) of the 2011 NBA Draft...Traded by Boston to Houston as part of a three-team deal which also sent JaJuan Johnson, Sean Williams and Jon Diebler to the Rockets, Courtney Lee to Boston and Sasha Pavlovic to Portland 7/20/12...Waived by Houston 7/25/12...Signed as a free agent by Orlando 9/06/12...Signed as a free agent by Chicago 9/18/14...Signed as a free agent by New Orleans 7/07/16.

2015-16 Season (Chicago): In 59 games (22 starts), averaged 7.5 points, 1.7 assists, 2.3 rebounds and 0.6 steals in 21.4 minutes per game while shooting 48.1% from the floor, 45.2% from 3-point range and 62.9% from the foul line...Scored in double-figures in 14 contests, including three 20+ point games...Swiped career-high 4 steals on 3/31 at HOU...Tied season-high 7 assists on 3/7 vs. MIL (also 2/6 at MIN)...On 2/21 vs. LAL, tied career highs for points (24) and minutes (41), while setting a career high in FGM (10); went 4-of-4 from distance in the game...Grabbed season-high 7 rebounds on 2/19 vs. TOR...Scored a career-high 24 points on 2/3 at SAC, 13 of which came in the first quarter...Scored 14 points on 1/14 at PHI, seven of which came in overtime...Blocked a season-best 2 shots on 2/1 at UTA, his first multi-block game since 12/30/14; tied season high in blocks on 4/2 vs. DET...Started a career-high 22 games.

Professional: In five NBA seasons with Boston, Orlando, and Chicago, has appeared in 307 games with 46 starts, averaging 5.8 points, 1.6 assists, 1.7 rebounds and 0.6 steals in 17.2 minutes per game while shooting 42.7% from the floor, 36.9% from 3-point range and 74.1% from the line...Has appeared in 12 playoff games for Boston and Chicago, averaging 2.5 minutes per contest...**2014-15 (Chicago):** Appeared in 56 games off of the bench and averaged 2.7 ppg, 0.8 rpg, 0.6 apg and 0.36 spg in 9.0 mpg...Shot .446 from the field, .342 from behind the arc and .600 from the stripe...Netted 12 points (4-8 FG, 2-4 3FG) and four boards at OKC (03/15) ... scored a career-high 19 points (9-10 FG, 1-2 3FG), including the game-winning three-pointer with 2.1 seconds remaining versus OKC (03/05) ...Received 26 DNP-CD's...2015 Playoffs: Appeared in three games off the bench,

CAREER HIGHS

PTS	24 (TWICE)
FGM	10 VS. LAL 2/21/16
FGA	22 VS. POR 2/27/16
3FGM	5 VS. BKN 4/9/14
3FGA	6 (5 TIMES)
FTM	6 VS. TOR 1/24/13
FTA	6 (3 TIMES)
OREB	4 AT MIL 2/2/13
DREB	9 VS. MIA 3/25/13
TREB	9 VS. MIA 3/25/13
ASTS	11 VS. HOU 3/1/13
STLS	3 (7 TIMES)
BLKS	3 VS. NOH 12/26/12
MINS	41 (TWICE)

PLAYERS

averaging 1.7 ppg, 1.0 rpg, 0.67 spg and 3.0 mpg...**2013-14 (Orlando):** Played in 79 games (three starts) for the Magic and posted 6.3 ppg, 1.7 rpg and 1.4 apg in 19.1 mpg...As a starter, he averaged 4.7 ppg, 2.7 rpg, 2.0 apg and 1.33 spg in 27.3 mpg... Scored in double figures 20 times, including a season-high 17 points versus BKN (04/09) in which he was a perfect 6-for-6 from the floor and 5-for-5 from three-point range...**2012-13 (Orlando):** Played in 75 games (21 starts) for Orlando and posted 7.8 ppg, 2.7 apg and 2.2 rpg in 22.4 mpg...As a starter, he averaged 11.0 ppg, 4.9 apg and 3.3 rpg in 31.7 mpg...Led (or tied) the team in scoring four times, in rebounding once and in assists 12 times...Scored in double figures 28 times, including a career-high 18 points (three times)...Dished out a career-high 11 assists versus HOU (03/01)...Recorded his first career NBA double-double with 12 points and 10 assists at PHI (02/26)...Pulled down a career-high nine rebounds versus MIA (03/25)...Recorded at least one steal 36 times and had two-or-more steals in 11 games, including a career high-tying three steals (three times)...Made his first NBA start versus PHX (11/04) and responded with 15 points, six assists, three rebounds, three steals in 38 minutes... Logged a career-best 41 minutes at BKN (11/11)...Missed seven games (12/29-01/12) due to a sprained left elbow...**2011-12 (Boston):** Played in 38 games during his rookie campaign for Boston, and posted 2.9 ppg in 8.7 mpg...Scored 16 points (4-4 3FG) at ORL (01/26)...Recorded a career-high three steals versus MIL (04/26)...Made his NBA debut at NYK (12/25)...Scored his first NBA points versus NJN (01/05), as he finished with five points (2-3 FG)...Posted 22 DNP-CD's and spent six games on the Inactive List.

College (Purdue, 2007-11): Played 140 career games (136 starts) in four seasons at Purdue...As a Boilermaker, he averaged 15.3 ppg, 4.4 rpg, 2.9 apg and 1.17 spg in 32.3 mpg...Shot .380 (243-639) from three-point range...Left Purdue as the school's all-time leader in minutes played (4,517), games started (136) and three-point field goals (243)...Also tied for first in career games played (140) and career wins (107), ranked third in scoring (2,136 points), sixth in steals (164) and ninth in assists (400)...Named First Team All-Big Ten twice (2009-10, 2010-11) and Second Team All-Big Ten twice (2007-08, 2008-09)...Also earned Academic All-Big Ten three times (2008-11)...Led the Boilermakers in scoring for three straight seasons (2007-10)...**Senior (2010-11):** Started all 34 games and averaged 18.0 ppg, 5.1 rpg, 3.2 apg and 1.21 spg in 33.9 mpg...Shot .400 (70-175 3FG) from three-point range...Scored a career-high 38 points against No. 2 Ohio State, which earned him Big Ten Player of the Week honor...**Junior (2009-10):** Started in all 35 games and averaged 16.4 ppg, 3.8 rpg, 2.7 apg and 1.46 spg in 31.5 mpg...He became the first player in nearly 20 years to lead Purdue in both scoring and assists...**Sophomore (2008-09):** Played in 37 games (36 starts), and posted 13.8 ppg, 4.6 rpg, 3.0 apg and 1.08 spg in 33.0 mpg...**Freshman (2007-08):** Played in 34 games (31 starts) and averaged 12.9 ppg, 3.9 rpg and 2.6 apg in 30.6 mpg...Shot .434 (66-152 3FG) from three-point range...Became the first true freshman in Purdue history to lead the team in scoring and was named to the Big Ten All-Freshman Team.

Personal: Full name is E'Twaun Donte Moore...Has a daughter, Elissa (born December 2012)...Majored in Organizational Leadership and Supervision while at Purdue...Participated in the Baskets for Books program, reading to children...Spoke to children at the Boys & Girls Club at the Jackson Community Center about staying motivated.

NBA REGULAR SEASON STATS


SEASON	TEAM	GP	MIN	FGM	FGA	FG%	FTM	FTA	FT%	OREB	DREB	TREB	AST	TO	STL	BLK	PF	PTS	PPG	RBP	APG
2011-12	BOS	38	331	43	113	0.381	7	7	1.000	4	29	33	34	21	11	3	33	110	2.9	0.9	0.9
2012-13	ORL	75	1682	237	598	0.396	47	59	0.797	48	119	167	206	105	51	23	122	588	7.8	2.2	2.7
2013-14	ORL	79	1506	195	456	0.428	52	68	0.765	29	107	136	112	55	60	13	106	499	6.3	1.7	1.4
2014-15	CHI	56	504	62	139	0.446	12	20	0.600	13	34	47	33	14	20	6	45	149	2.7	0.8	0.6
2015-16	CHI	59	1263	187	389	0.481	22	35	0.629	19	114	133	99	53	37	18	103	443	7.5	2.3	1.7
TOTALS	--	307	5286	724	1695	0.427	140	189	0.741	113	403	516	484	248	179	63	409	1789	5.8	1.7	1.6

3-POINT FG: 2011-12, 17-45 (.378); 2012-13, 67-197 (.340); 2013-14, 57-161 (.354); 2014-15, 13-38 (.342); 2015-16, 47-104 (.452); TOTALS, 201-545 (.369)

NBA POSTSEASON STATS

SEASON	TEAM	GP	MIN	FGM	FGA	FG%	FTM	FTA	FT%	OREB	DREB	TREB	AST	TO	STL	BLK	PF	PTS	PPG	RBP	APG
2011-12	BOS	9	21	2	8	0.250	1	2	0.500	0	3	3	3	1	0	1	2	5	0.6	0.0	0.0
2014-15	CHI	3	9	2	6	0.333	0	0	--	0	3	3	0	0	2	0	1	5	1.7	0.2	0.1
TOTALS	--	12	30	4	14	0.286	1	2	0.500	0	6	6	3	1	2	1	3	10	0.8	0.5	0.3

3 POINT FG: 2011-12, 0-2 (.000); 2014-15, 1-1 (1.000); TOTALS, 1-3 (.333)



Position
GUARD/FORWARD

Years Pro
5

Height/Weight
6-7/225

Birthdate
MARCH 10, 1988

Birthplace
FRESNO, CA

College
WASHINGTON

High School
SAN JOAQUIN MEMORIAL H.S.
(Fresno, Calif.)

Transactions: Selected 26th overall by the Oklahoma City Thunder in the 2010 NBA Draft, draft rights traded to the New Orleans Hornets along with those of Craig Brackins in exchange for Morris Peterson and the draft rights to Cole Aldrich...Traded by the New Orleans Hornets to the Memphis Grizzlies for Greivis Vasquez 12/24/11 ... Acquired by New Orleans in three-team trade in exchange for Russ Smith (to Memphis) and Austin Rivers (to Boston) 1/12/15.

2015-16 Season (New Orleans): Missed the entire 2015-16 campaign due to left knee surgery.

Professional: Holds averages of 5.3 points and 2.0 rebounds in 279 career games (47 starts)...Has appeared in 29 career playoff games for New Orleans and Memphis, averaging 6.8 points and 2.6 rebounds in 20.8 minutes per game...**2014-15 (Memphis/New Orleans):** Averaged 7.2 points and 2.6 rebounds in 75 games (30 starts) for New Orleans and Memphis...Averaged 9.0 points on .449 shooting, including .433 from three-point range in 45 games for New Orleans after being acquired in January...Appeared in all four of New Orleans' playoff games against Golden State, averaging 7.3 points, 5.0 rebounds, 3.0 assists and 1.8 steals...Connected on 6-of-7 field goal attempts, going 4-of-4 from 3-point range and 4-of-5 from the foul stripe to tally 20 points in a win 4/7 vs. GSW...Drained a career-high six three-pointers in a win 4/3 at SAC...Grabbed seven rebounds, all defensive for a career-high 3/19 at PHX...Tied a career-high with five made 3-pointers on a career high 10 attempts 3/17 vs. MIL...Drained five 3-pointers on his birthday, 3/10 at BKN...Set career-highs for points (25), field goals made (9) and minutes played (40) 2/25 vs. BKN...Started his first contest for the Pelicans with nine points and grabbing six rebounds...Acquired by New Orleans on 1/12 in three-team trade with Boston and Memphis...Appeared in 30 games for MEM (two starts), averaging 4.5 points and 1.9 rebounds in 18 minutes per contest...**2013-14 (Memphis):** Averaged 6.3 points, 1.7 rebounds and 1.3 assists in 18.0 minutes in 15 games (two starts) before a foot injury cut short his third season in Memphis and fourth in the NBA... Shot

CAREER HIGHS

PTS	25 VS BKN 2/25/15
FGM	9 VS BKN 2/25/15
FGA	14 (TWICE)
3FGM	6 AT SAC 4/3/15
3FGA	10 VS MIL 3/17/15
FTM	7 @ NYK 3/2/11
FTA	9 @ PHX 12/4/15
OREB	5 VS OKC 2/4/15
DREB	7 @ PHX 3/19/15
TREB	8 VS DAL 2/29/12
ASTS	5 AT LAC 12/5/13
STLS	4 VS. HOU 11/9/12
BLKS	2 @ TOR 11/19/14
MINS	40 VS BKN 2/25/15

PLAYERS

.392 from the field, .324 from three-point range and .808 from the free throw line... Scored 14 consecutive points for the Grizzlies and finished with a then-career-high 22 points in 21 minutes off the bench on 11/30 vs. BKN... Recorded 15 points and a career-high five assists in his next game played on 12/5 vs. LAC...Sustained a tarsal navicular stress fracture in his right foot in his next game, his second start of the season, on 12/7 vs. GSW... Underwent surgery and missed the final 63 games of the season following the injury...**2012-13 (Memphis):** Recorded 6.4 points, 2.2 rebounds and 1.0 assists on .428 shooting in 21.1 minutes in 59 games (one start)...Appeared in 15 playoff games, helping Grizzlies reach Western Conference Finals, averaging 2.1 points and 2.5 rebounds...Led the Grizzlies in three-point percentage (career-high .395)...Made a career-high 60 three-pointers after converting just 40 treys in his first two seasons combined... Collected a career-high four steals on Nov. 9, 2013 vs. Houston... Converted Memphis' only four-point play of the season on 3/1 at MIA...**2011-12 (Memphis):** Averaged 4.2 points, 2.0 rebounds and 0.4 assists on .452 shooting in 15.7 minutes in 64 games (eight starts) in his first season in Memphis...Appeared in seven playoff games for Memphis, averaging 1.9 points and 2.3 rebounds...Traded by New Orleans to Memphis for Greivis Vasquez two days before opening night...Shot .364 from three-point range in the final 34 games of the regular season after shooting .111 from downtown in the first 30 games...Posted 5.9 points and 2.8 rebounds on .455 shooting in 26.4 minutes as a starter... Scored a then-career-high tying 17 points on Feb. 8, 2012 vs. Minnesota... Grabbed a career-high eight rebounds on Feb. 29, 2012 vs. Dallas...**2010-11 (New Orleans):** Averaged 2.8 points and 1.3 assists in 11.1 minutes in 66 games (six starts)...Appeared in three playoff games, averaging 3.0 minutes per game...Had four games of 10 or more points...Had 10 points and four rebounds 4/13 at DAL...Scored 14 points 3/2 at NYK...Started first game of career scoring seven points with three rebounds 1/21 at ATL...Inactive five times, had 11 DNP's this season and missed one game due to conjunctivitis.

College (University of Washintgon 2006-10): Washington's all-time career leader in games played (136), and finished third in scoring (1,786 points), fifth in field-goals made (652) and fourth in field-goals attempted (1,297)....As a senior, All-Pac-10 First Team and Pac-10 All-Tournament Team...His 695 points is the third-best single-season total in school history...Set a Pac-10 record with five player-of-the-week honors...Finished third in the league in scoring (19.3 ppg) and rebounds (7.4 rpg), sixth in FG percentage (.528) and free throw percentage (.827)...Averaged 26.0 points, 7.0 rebounds and 3.5 assists in road sweep of Oregon and OSU... Averaged 23.5 points, 9.5 rebounds and 3.0 assists vs. Ariz. and ASU...Named Co-MVP of Athletes in Action Classic...Recorded 25 points and 11 boards vs. Belmont. Had 29 points and tied career-high with 13 rebounds vs. Portland St. ...Scored 31 points at Texas Tech...Poured in career-high 34 points and had 10 rebounds and six assists at Oregon...Averaged 15.3 points in Pac-10 Tournament...averaged 14.3 points and 6.0 rebounds in three NCAA Tournament games....As a junior, name team's Most Improved Player and earned Industrial Award as the hardest worker...Had 16 points and 12 rebounds vs. Pacific...Dished out eight assists vs. Texas Southern...Scored 21 points vs. Portland State...Scored 21 points at Cal and followed with 20 points at Stanford...Recorded 10 points and 12 rebounds in win over No. 15 Arizona State...Underwent hernia surgery following the season.

Personal: Participated on USA squad that earned bronze at 2009 summer World University Games in Serbia...Father, Roscoe Pondexter, played college basketball for Lute Olson at Long Beach State before being drafted by the Boston Celtics in the third round (53rd overall) of the 1974 Draft and playing professionally for 10 seasons overseas...Uncle, Cliff Pondexter, was drafted by the Chicago Bulls in the first round (16th overall) of the 1974 NBA Draft and enjoyed a three-year NBA career...Attended San Joaquin Memorial High School in Fresno, Calif, where he averaged 23 points, seven rebounds and six assists per game in leading his team to a 33-4 record during his senior season... San Joaquin's roster included 7-foot twins and current NBA centers Brook and Robin Lopez...A 2006 All-California First Team selection and the Division IV Player of the Year...Owns a Husky named Buckets and chose the breed in reference to his alma mater.

NBA REGULAR SEASON STATS

SEASON	TEAM	GP	MIN	FGM	FGA	FG%	FTM	FTA	FT%	OREB	DREB	TREB	AST	TO	STL	BLK	PF	PTS	PPG	RBP	APG
2010-11	NOH	66	734	73	180	0.406	24	34	0.706	23	65	88	28	16	17	10	63	188	2.8	1.3	0.4
2011-12	MEM	64	1002	108	239	0.452	33	53	0.623	55	71	126	27	30	27	5	90	271	4.2	2.0	0.4
2012-13	MEM	59	1243	128	299	0.428	59	75	0.787	43	89	132	61	42	35	6	95	375	6.4	2.2	1.0
2013-14	MEM	15	270	31	79	0.392	21	26	0.808	10	16	26	20	15	5	1	18	94	6.3	1.7	1.3
2014-15	TOT	75	1793	188	447	0.421	71	96	0.740	53	142	195	94	51	19	24	150	538	7.2	2.6	1.3
TOTALS	--	279	5042	528	1244	0.424	208	284	0.732	184	383	567	230	154	103	46	416	1466	5.4	2.0	0.9

3-POINT FG: 2010-11, 18-50 (.360); 2011-12, 22-73 (.301); 2012-13, 60-152 (.395); 2013-14, 11-34 (.324); 2014-15, 91-244 (.373). TOTALS: 202-553 (.365)

NBA POSTSEASON STATS

SEASON	TEAM	GP	MIN	FGM	FGA	FG%	FTM	FTA	FT%	OREB	DREB	TREB	AST	TO	STL	BLK	PF	PTS	PPG	RBP	APG
2010-11	NOH	3	9	1	6	0.167	0	0		0	1	1	1	0	0	0	1	2	0.7	0.3	0.3
2011-12	MEM	7	114	12	18	0.667	7	9	0.778	3	13	16	2	5	4	0	13	33	4.7	2.3	0.3
2012-13	MEM	15	357	46	94	0.489	17	28	0.607	9	29	38	11	9	11	2	31	133	8.9	2.5	0.7
2014-15	NOP	4	124	10	28	0.357	6	7	0.857	3	17	20	12	1	7	0	13	29	7.3	5.0	3.0
TOTALS	--	29	604	69	146	0.473	30	44	0.682	15	60	75	26	15	22	2	58	197	6.8	2.6	0.9

3-POINT FG: 2010-11, 0-3 (.000); 2011-12, 2-4 (.500); 2012-13, 24-53 (.453); 2014-15, 3-10 (.300) TOTALS: 29-70 (.414).

2016 TRAINING CAMP INVITEES



QUINN COOK 4


Position: Guard
Years Pro: R
Height: 6-2
Weight: 179
Birthdate: March 23, 1993
Birthplace: Washington, D.C.
College: Duke
High School: Oak Hill Academy (Mouth of Wilson, Va.)

Transactions: Undrafted in 2015...Signed by Cleveland 9/29/15...Waived by Cleveland 10/24/15...Signed by New Orleans 9/24/15.

2015-16 Season (Canton - D-League): In 43 games (37 starts) with Canton Charge of NBA D-League, averaged 19.6 points, 5.4 assists, 3.9 rebounds and 1.2 steals in 33.7 minutes per game...Named the NBA D-League Rookie of the Year...Named to the 2016 NBA D-League All-Star Game...Earned All-NBA Third Team and NBA D-League All-Rookie Team honors.

Personal: Son of Janet and the late Ted Cook...Has one older sister, Kelsey...Favorite player growing up was Kobe Bryant...Was a member of the USA Basketball U17 World Championship Team in 2010 that posted a 8-0 record and captured the gold medal... Was the team captain of the 2009 USA Basketball U16 team that posted a 5-0 record at the FIBA Americas tournament, winning the gold medal...Was a 2011 McDonald's All-American...Was a four-year letterwinner a Duke...Helped the Blue Devils win the 2015 NCAA National Championship.

2016 TRAINING CAMP INVITEES



CHRIS COPELAND 22

Position: Forward
Years Pro: 4
Height: 6-9
Weight: 239
Birthdate: March 17, 1984
Birthplace: Orange, N.J.
College: University of Colorado
High School: Hermitage High School (Henrico, Va.)

CAREER HIGHS

PTS 33 VS ATL 4/17/13 **OREB** 3 (5 TIMES)
FGM 14 VS ATL 4/17/13 **DREB** 9 AT WAS 11/5/14
FGA 29 VS ATL 4/17/13 **TREB** 12 AT WAS 11/5/14
3FGM 6 AT ATL 11/1/14 **ASTS** 4 (5 TIMES)
3FGA 11 (TWICE) **STLS** 2 (TWICE)
FTM 7 VS BOS 3/31/13 **BLKS** 2 (4 TIMES)
FTA 9 VS BOS 3/31/13 **MINS** 47 AT CHA 4/15/13

Transactions: Undrafted in the of the 2006 NBA Draft...Signed as a free agent with the New York Knicks 7/16/12...Signed as a free agent with the Indiana Pacers 7/14/13...Signed with the Milwaukee Bucks on 7/29/15...Waived by Milwaukee 2/22/16...Signed by New Orleans 9/22/16.

2015-16 Season (New Orleans): In 24 games (one start), averaged 2.1 points, 0.4 rebounds, and 0.5 assists in 6.5 minutes per game while shooting 33.3% from the floor and 85.7% from the foul line...Scored a season-high 10 points on 50% shooting from the field 11/1 at Toronto.

Professional: In 171 games with 26 starts, averaging 5.8 points, 1.6 rebounds, and 0.6 assists in 12.3 minutes per game while shooting 42.7% from the floor, 36.5% from beyond the arc, and 75.2% from the line...Has scored in double-figures 41 times and rebounded in double-figures once...**2014-15 (Indiana):** Played in 50 games (12 starts) and averaged 6.2 points, 2.2 rebounds and 1.0 assist...Shot 36.1% from the field, 31.1% from 3-point range and 73.3% from the free throw line...Scored in double figures 17 times...Led the team in scoring five times...**2013-14 (Indiana):** Made 41 regular season appearances (0 starts) and averaged 3.7 points while shooting 47.0% from the field and 41.7% from 3-point range (33-of-79)...Scored in double figures four times...**2012-13 (New York):** Appeared in 56 games (13 starts) in first NBA season with NYK and averaged 8.7 points and 2.1 rebounds over 15.4 minutes...Earned NBA's Rookie of the Month Award for April...**NBA D-League:** In 2006-07, he played in 19 games off the bench with the Fort Worth Flyers of the NBA's D-League...In 19.4 minutes per game, he averaged 10.1 points and was 42-of-91 (.462) from beyond the arc.

Personal: Full name is Christopher Stephen Copeland...Earned Bachelor of Arts degree in psychology from Colorado in August 2009...Averaged 15.0 points, 9.0 rebounds and 3.7 blocks at Hermitage (Va.) High School...Led Hermitage to a 24-3 record and the Colonial District Championship in his junior and senior years...2002 Colonial District MVP...Played on Richmond Pro-Am Club Team coached by Pistons great Ben Wallace...Enjoys movies and listening to music in his spare time...On Twitter as @OptimusCope.

NBA REGULAR SEASON STATS

SEASON	TEAM	GP	MIN	FGM	FGA	FG%	FTM	FTA	FT%	OREB	DREB	TREB	AST	TO	STL	BLK	PF	PTS	PPG	RBP	APG
2012-13	NYK	56	862	182	380	.479	63	83	.759	34	85	119	27	50	16	12	104	486	8.7	2.1	0.5
2013-14	IND	41	265	55	117	.470	10	14	.714	7	25	32	18	14	3	7	38	153	3.7	0.8	0.4
2014-15	IND	50	828	112	310	.361	33	45	.733	23	88	111	51	59	11	11	78	309	6.2	2.2	1.0
2015-16	MIL	24	156	17	51	.333	6	7	.857	1	9	10	11	6	2	0	17	50	2.1	0.4	0.5
TOTALS	--	171	2111	366	858	.427	112	149	.752	65	207	272	107	129	32	30	237	998	5.8	1.6	0.6

3-POINT FG: 2012-13, 59-140 (.421); 2013-14, 33-79 (.418); 2014-15, 52-167 (.311); 2015-16, 10-36 (.278); TOTALS, 154-422 (.365)

2016 TRAINING CAMP INVITEES



SHAWN DAWSON 8


Position: Forward
Years Pro: R
Height: 6-6
Weight: 195
Birthdate: December 12, 1993
Birthplace: Eliat, Israel
Prior to NBA: Maccabi Rishon LeZion

Transactions: Undrafted in 2015 NBA Draft....Signed by New Orleans 8/12/16.

Professional: Has played his entire professional career internationally for Maccabi Rishon LeZion of the Israeli Basketball Premier League...**2015-16:** Appeared in 39 games, averaging 15.2 points, 5.7 rebounds, 2.8 assists, 1.8 steals and 1.1 blocks...Shot .587 from the field...Helped lead his club to the Israeli Premier League Championship...In 17 FIBA Europe Cup games, averaged 11.2 points, 3.8 rebounds, 1.9 assists and 1.2 steals...Named to the Israeli League All-Star Game...Named to the All-Israeli League Second Team...**2014-15:** Appeared in 39 games, averaging 14.6 points, 5.9 rebounds, 2.2 assists and 1.2 steals...Shot .538 from the field...Named to the Israeli League All-Star Game...Led team to Israeli Premier League semifinals...Named to the All-Israeli League First Team...Recipient of the Israeli League Rising Star Award...**2013-14:** Appeared in 29 games, averaging 10.5 points, 5.1 rebounds, 1.4 assists, 1.1 steals and 1.1 blocks...Shot .548 from the field...Named the Israeli League Most Improved Player...**2012-13:** Appeared in 24 games, averaging 3.8 points and 1.7 rebounds.

Professional: Father is Joe Dawson, an American basketball player who played in Israel for more than 20 years...Is a member of the Israeli National Team, and has represented Israel on the U20 National Team in 2012-13 and the Senior Men's Team in 2014-15...Played for the Washington Wizards during the 2016 Las Vegas Summer League, averaging 4.8 points and 1.3 rebounds in four games.

2016 TRAINING CAMP INVITEES



ROBERT SACRE 0

Position: Center
Years Pro: 4
Height: 7-0
Weight: 270
Birthdate: June 6, 1989
Birthplace: Baton Rouge, La.
College: Gonzaga
High School: Handsworth Secondary School (Vancouver, BC)

CAREER HIGHS

PTS	15 VS DEN 1/5/14	OREB	6 AT MIN 3/28/14
FGM	6 (3 TIMES)	DREB	9 VS SAS 3/19/14
FGA	12 AT ORL 2/6/15	TREB	11 VS SAS 3/19/14
3FGM	--	ASTS	4 (4 TIMES)
3FGA	1 VS SAC 4/15/15	STLS	3 (TWICE)
FTM	5 (4 TIMES)	BLKS	4 AT HOU 1/8/13
FTA	6 (6 TIMES)	MINS	32 AT ORL 2/6/15

Transactions: Selected by the Los Angeles Lakers in the second round (60th overall) of the 2012 NBA Draft...Signed by New Orleans 9/22/16.

2015-16 Season (L.A. Lakers): In 25 games (one start), averaged 3.5 points and 2.9 rebounds in 12.8 minutes per game while shooting 41.3% from the floor and 65.8% from the foul line...Scored in double-figures in three contests.

Professional: In 189 games with 35 starts, averaging 4.2 points, 3.1 rebounds, 0.7 assists and 0.6 blocks in 14.5 minutes per game while shooting 43.6% from the floor and 67.1% from the line...Has scored in double-figures 23 times and rebounded in double-figures four times...**2014-15 (Los Angeles):** In 67 games (18 starts), averaged 4.6 points, 3.5 rebounds, 0.8 assists, 0.42 steals and 0.64 blocks over 16.9 minutes...Notched nine 10+ point outings...**2013-14 (Los Angeles):** Appeared in 65 games (13 starts), averaging 5.4 points, 3.9 rebounds, 0.8 assists, 0.37 steals and 0.72 blocks in 16.8 minutes...Recorded 10 games of 10+ points...Notched four games of 10+ rebounds...**2012-13 (Los Angeles):** Appeared in 32 games (3 starts), averaging 1.3 points, 1.1 rebounds, 0.2 assists and 0.31 blocks in 6.3 minutes...Scored 10+ points once...Played first NBA minute 10/31 at Portland...Scored first NBA points (two points, 1-1 FG) 11/4 vs. Detroit...**NBA D-League:** In seven games with the Los Angeles D-Fenders (all starts), averaged 11.4 points, 8.4 rebounds, 0.6 assists and 1.4 blocks in 32.6 minutes.


Personal: Father, Greg LaFleur, a former tight end at LSU, was selected in the 3rd round of the 1981 NFL Draft by the Philadelphia Eagles...LaFleur played for Philadelphia, the St. Louis Cardinals, and Indianapolis Colts from 1981-86... Mother, Leslie Sacre, was also an athlete at LSU, playing on the basketball team...Attended Handsworth Secondary School in N. Vancouver, BC, leading school to the title of the 61st AAA Provincial Championships as a junior...Member of Canadian Jr. National Team at Global Games (Dallas) and in World Championship Qualifiers (San Antonio) in summer of 2006...Participated in Canada Basketball's 2005 Nike Centre for performance...Member of British Columbia's U17 team...Called to senior national team for first time to participate at 2010 FIBA World Championship in Turkey...Also participated on the senior national team in a series of exhibition games in the summer of 2014...Helped Canada capture the bronze medal at the 2015 FIBA Americas Championship.

NBA REGULAR SEASON STATS

SEASON	TEAM	GP	MIN	FGM	FGA	FG%	FTM	FTA	FT%	OREB	DREB	TREB	AST	TO	STL	BLK	PF	PTS	PPG	RBP	APG
2012-13	LAL	32	203	18	48	.375	7	11	.636	9	25	34	6	10	0	10	38	43	1.3	1.1	0.2
2013-14	LAL	65	1089	143	300	.477	64	94	.681	82	172	254	51	44	24	47	134	350	5.4	3.9	0.8
2014-15	LAL	67	1133	126	306	.412	55	82	.671	89	144	233	55	36	28	43	121	307	4.6	3.5	0.8
2015-16	LAL	25	320	31	75	.413	25	38	.658	32	40	72	14	12	4	10	43	87	3.5	2.9	
TOTALS	--	189	2745	318	729	.436	151	225	.671	212	381	593	126	102	56	110	336	787	4.2	3.1	0.7

3-POINT FG: 2014-15, 0-1 (.000)

2016 TRAINING CAMP INVITEES



LANCE STEPHENSON 5

Position: Guard
Years Pro: 6
Height: 6-5
Weight: 230
Birthdate: September 5, 1990
Birthplace: Brooklyn, N.Y.
College: Cincinnati
High School: Abraham Lincoln (Brooklyn, N.Y.)

CAREER HIGHS

PTS	33 VS NOP 3/11/16	OREB	5 (TWICE)
FGM	12 VS NOP 3/11/16	DREB	14 (TWICE)
FGA	21 AT MIL 3/17/16	TREB	14 (3 TIMES)
3FGM	5 VS CLE 11/2/13	ASTS	13 AT DEN 1/31/15
3FGA	9 AT NYK 4/14/13	STLS	5 VS BOS 3/6/13
FTM	8 (4 TIMES)	BLKS	2 (TWICE)
FTA	12 VS NOP 3/11/16	MINS	47 VS ATL 11/7/14

Transactions: Selected by Indiana with 40th overall pick in 2010 NBA Draft...Signed with Charlotte as an unrestricted free agent 7/18/14...Traded to Los Angeles Clippers in exchange for Spencer Hawes and Matt Barnes 6/15/15...Traded to Memphis in exchange for Jeff Green 2/18/16...Signed with New Orleans as an unrestricted free agent 9/14/16.

2015-16 Season (L.A. Clippers/Memphis): Appeared in 69 games (13 starts) and averaged 8.3 points, 3.2 rebounds and 1.9 assists in 19.9 minutes for the Los Angeles Clippers and Memphis Grizzlies...Shot .481 from the field, a career-high .385 from three-point range and .784 from the free throw line...Averaged 4.7 points(.494 FG/.404 3P/.700 FT), 2.5 rebounds and 1.4 assists in 15.8 minutes in 43 games (10 starts) with the Clippers before he was traded with a future first round draft pick to Memphis for Jeff Green on Feb. 18...Averaged 14.2 points (.474 FG/.355 3P/.815 FT), 4.4 rebounds and 2.8 assists in 26.6 minutes in 26 games (three starts) with the Grizzlies...Averaged 13.0 points, 1.5 rebounds and 1.8 assists in four playoff games vs. SAS.

Professional: Has appeared in 340 games (189 starts) in his six-year NBA career and has averaged 8.8 points, 4.2 rebounds and 3.0 assists in 25.1 minutes for the Indiana Pacers, Charlotte Hornets, Los Angeles Clippers and Memphis Grizzlies... Has shot .451 from the field, .308 from three-point range and .691 from the free throw line... Has scored in double figures 154 times, including 21 games with 20+ points... Has grabbed double-digit rebounds on 31 occasions... Has recorded double-digit assists seven times... Has posted 25 double-doubles, including five triple-doubles... Runner-up for the 2013-14 NBA Most Improved Player Award... Has appeared in 42 postseason games (38 starts) and has averaged 10.6 points, 6.5 rebounds and 3.4 assists in 33.1 minutes for the Pacers... Has scored in double figures 21 times in postseason play, including five performances with 20+ points... Has grabbed double-figure rebounds in the playoffs on nine occasions... Has registered five postseason double-doubles... **2014-15 (Charlotte):** Appeared in 61 games (25 starts) in his first season with the Hornets and averaged 8.2 points (.376 FG/.171 3P/.627 FT), 4.5 rebounds and 3.9 assists in 25.8 minutes... Ranked second on the Hornets in assists (240)... Led the team in scoring once, in rebounding eight times, in assists 18 times and in steals 10 times... Scored in double figures 22 times, including one game of 20 or more... Grabbed double-digit rebounds five times... Recorded two double-doubles... **2013-14 (Indiana):** Appeared in 78 games(all starts) in his final season with the Pacers and averaged career highs across the board with 13.8 points (.491 FG/.352 3P/.711 FT), 7.2 rebounds and 4.6 assists in 35.3 minutes... Runner-up for the NBA Most Improved Player Award behind Phoenix's Goran Dragic... Recorded five triple-doubles, leading the NBA and setting a single-season franchise record... Led the team in rebounding and assists... Ranked 26th in the league in minutes played, 32nd in assists and field goal percentage and 37th in rebounding... Led all NBA guards in rebounding... Scored in double figures 64 times, including 13 games with 20 or more... Grabbed double-digit rebounds 22 times... Recorded double-figure assists six times... Recorded 20 double-doubles, including his five triple-doubles... Recorded triple-doubles on Nov. 11 vs. Memphis (13 points, 12 rebounds, 11 assists), Nov. 22 at Boston (10 points, 11 rebounds, 10 assists), Dec. 22 vs. Boston (12 points, 10 rebounds, 10 assists), Jan. 30 vs. Phoenix (14 points, 10 rebounds, 10 assists) and April 13 vs. Oklahoma City (17 points, 10 rebounds, 11 assists)... Started all 19 postseason games for Indiana and averaged 13.6 points (.455 FG/.358 3P/.714 FT), 6.9 rebounds and 4.2 assists in 37.1 minutes in guiding the Pacers to the Eastern Conference Finals... Led the Pacers in assists average, ranked second in rebounding average and minutes per game and third in scoring average... **2012-13 (Indiana):** Played in 78 games (72 starts) for the Pacers and averaged 8.8 points (.460 FG/.330 3P/.652 FT), 3.9 rebounds, 2.9 assists and 1.04 steals in 29.2 minutes...Scored in double figures 36 times, including three games with 20 or more... Grabbed double-digit rebounds twice... Recorded two double-doubles...Started in all 19 of his games for the Pacers during the postseason and averaged 9.4 points (.408 FG/.281 3P/.622 FT), 7.6 rebounds, 3.3 assists and 1.21 steals in 35.4 minutes in helping lead Indiana to the Eastern Conference Finals... Ranked second on the team in steals (23), tied for second in total rebounds (144) and third in assists (63)... Scored in double figures in eight postseason games, including two games with 20 or more... Corralled double-digit rebounds on five occasions... Posted two double-doubles...

2016 TRAINING CAMP INVITEES

2011-12 (Indiana): Appeared in 42 games (one start) for the Pacers and averaged 2.5 points, 1.3 rebounds and 1.1 assists in 10.5 minutes... Scored in double figures two times, including one game with 20 or more... Posted 22 points (10-of-15 FG, 2-of-4 3P) in 35 minutes in his first career start in the season finale on April 25 vs. Chicago... Came off the bench in each of his four postseason appearances and averaged 1.5 points (.222 FG/500 3P/500 FT) in 3.0 minutes... **2010-11 (Indiana):** Came off the bench in all 12 games during his rookie season with the Pacers and averaged 3.1 points, 1.5 rebounds and 1.8 assists in 9.6 minutes... Scored in double figures once... Made his NBA debut on Feb. 27 vs. Phoenix, scoring two points in four minutes

Personal: Full name is Lance Stephenson, Jr... The son of Lance Sr. and Bernadette Stephenson... Has one brother... Finished his career at Abraham Lincoln High School in Brooklyn, N.Y. as the all-time leading scorer in the history of the state of New York with 2,946 points... Twitter handle is @StephensonLance

NBA REGULAR SEASON STATS


SEASON	TEAM	GP	MIN	FGM	FGA	FG%	FTM	FTA	FT%	OREB	DREB	TREB	AST	TO	STL	BLK	PF	PTS	PPG	RBP	APG
2010-11	IND	12	115	13	39	.333	11	14	.786	1	17	18	21	16	4	0	14	37	3.1	1.5	1.8
2011-12	IND	42	442	47	125	.375	8	17	.471	12	41	53	46	36	21	5	30	106	2.5	1.3	1.1
2012-13	IND	78	2278	275	598	.460	75	115	.652	47	257	304	223	109	81	16	162	687	8.8	3.9	2.9
2013-14	IND	78	2752	427	870	.491	140	197	.711	95	463	558	359	210	54	7	195	1080	13.8	7.2	4.6
2014-15	CHA	61	1573	207	550	.376	69	110	.627	39	238	277	240	128	38	8	134	501	8.3	3.2	1.9
2015-16	TOT	69	1372	228	474	.481	87	111	.784	40	183	223	133	94	43	9	135	573	8.3	3.2	1.9
TOTALS	--	340	8532	1197	2656	.451	390	564	.691	234	1199	1433	1022	593	241	45	670	2984	8.8	4.2	3.0

3-POINT FG: 2010-11, 0-5 (.000); 2011-12, 4-30 (.133); 2012-13, 62-188 (.330); 2013-14, 86-244 (.352); 2014-15, 18-105 (.171); 2015-16, 30-78 (.385); TOTALS, 200-650 (.308)

NBA POSTSEASON STATS

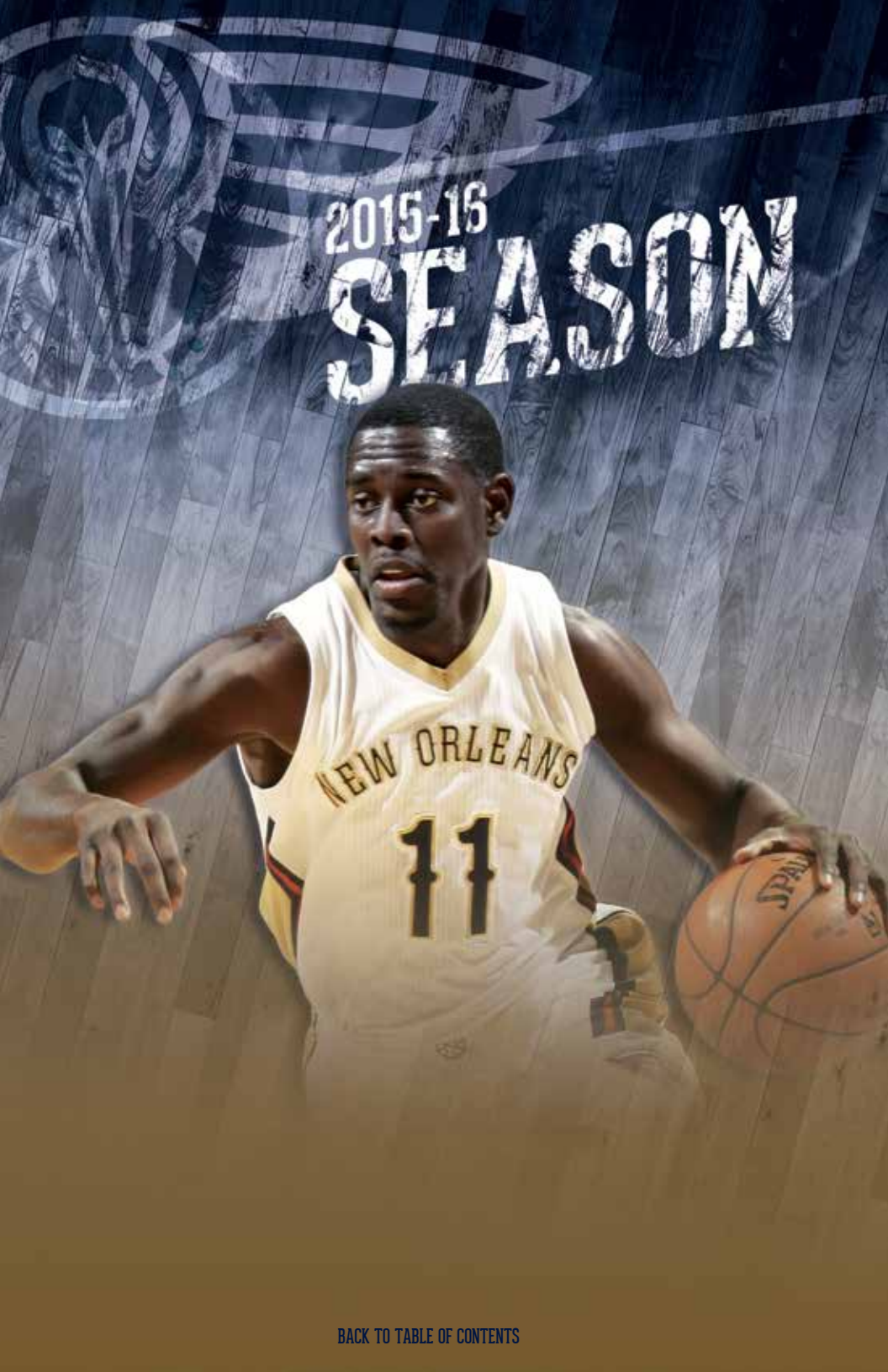
SEASON	TEAM	GP	MIN	FGM	FGA	FG%	FTM	FTA	FT%	OREB	DREB	TREB	AST	TO	STL	BLK	PF	PTS	PPG	RBP	APG
2010-11	IND	4	12	2	9	.222	1	2	.500	0	0	0	1	2	0	0	2	6	1.5	0.0	0.3
2011-12	IND	19	673	69	169	.408	23	37	.622	14	130	144	63	36	23	2	47	179	9.4	7.6	3.3
2012-13	IND	19	705	100	220	.455	35	49	.714	24	107	131	80	46	16	4	55	259	13.6	6.9	4.2
2014-15	MEM	4	95	23	44	.523	4	5	.800	1	5	6	7	3	1	0	10	52	13.0	1.5	1.8
TOTALS	--	46	1485	194	442	.439	63	93	.677	39	242	281	151	87	40	6	114	496	10.8	6.1	3.3

3-POINT FG: 2011-12, 1-2 (.500); 2012-13, 18-64 (.281); 2013-14, 24-67 (.358); 2015-16, 2-5 (.400); TOTALS, 45-138 (.326)



BRYCE DEJEAN-JONES

AUGUST 21, 1992 - MAY 28, 2016



2015-16 ROSTER & STATS



Record: 30-52
West: 20-32
East: 10-20
Division: 4-12
Home: 21-20
Road: 9-32
Overtime: 1-3

Head Coach: Alvin Gentry, Appalachian State
Associate Head Coach: Darren Erman, Emory University
Assistant Coaches: Robert Pack, USC; Phil Weber, N.C. State; Fred Vinson, Georgia Tech; Kevin Hanson, San Diego
Special Assistant to the Head Coach: Elvis Valcarcel, Rutgers
Player Development Coach: Jamelle McMillan, Arizona State
Athletic Trainer: Duane Brooks, Florida A&M

2015-16 Final Roster

No.	Player	Position	Height	Weight	Birthdate	College/Country	Yrs Pro
42	Alexis Ajinca	C	7-2	248	05/06/1988	Hyères-Toulon/France	6
33	Ryan Anderson	F	6-10	240	05/06/1988	California/USA	8
3	Omer Asik	C	7-0	255	07/04/1986	Fenerbahce S.K./Turkey	6
8	Luke Babbitt	F	6-9	225	06/20/1989	Nevada/USA	6
30	Norris Cole	G	6-2	175	10/13/1988	Cleveland State/USA	5
44	Dante Cunningham	F	6-8	230	04/22/1987	Villanova/USA	7
23	Anthony Davis	F/C	6-10	220	03/11/1993	Kentucky/USA	4
31	Bryce Dejean-Jones	G	6-6	203	8/21/1992	Iowa State/USA	1
16	Toney Douglas	G	6-2	185	03/16/1986	Florida State/USA	7
4	James Ennis	F	6-7	201	7/1/1990	Long Beach State/USA	2
1	Tyreke Evans	G/F	6-6	220	09/19/1989	Memphis/USA	7
2	Tim Frazier	G	6-1	170	11/1/1990	Penn State/USA	2
15	Alonzo Gee	G/F	6-6	225	5/29/1987	Alabama/USA	7
10	Eric Gordon	G	6-4	215	12/25/1988	Indiana/USA	8
25	Jordan Hamilton	F	6-7	220	10/6/1990	Texas/USA	5
11	Jrue Holiday	G	6-4	205	06/12/1990	UCLA/USA	7
5	Kendrick Perkins	C	6-10	270	11/10/1984	Clifton J. Ozen H.S./USA	13
20	Quincy Pondexter	G/F	6-6	225	03/10/1988	Washington/USA	5

2015-16 Final Statistics

Player	G	GS	MIN	FG	FGA	PCT	3FG	3FGA	PCT	FT	FTA	PCT	OFF	DEF	TOT	AST	PF	DQ	STL	TO	BLK	PTS	AVG
Davis	61	61	2164	560	1136	.493	35	108	.324	326	430	.758	130	497	627	116	148	0	78	121	125	1481	24.3
Anderson	66	7	2008	397	929	.427	131	358	.366	199	228	.873	131	265	396	73	109	0	38	90	25	1124	17.0
Holiday	65	23	1831	410	935	.439	87	259	.336	182	216	.843	27	168	195	391	148	1	88	167	22	1089	16.8
Gordon	45	44	1481	231	552	.418	113	294	.384	111	125	.888	10	89	99	121	98	0	43	73	14	686	15.2
Evans	25	25	765	136	314	.433	33	85	.388	74	93	.796	20	109	129	164	66	0	32	73	8	379	15.2
Hamilton	11	4	304	49	116	.422	13	46	.283	14	21	.667	12	50	62	25	24	0	8	17	3	125	11.4
Cole	45	23	1198	196	484	.405	33	102	.324	52	65	.800	10	141	151	167	102	0	37	75	5	477	10.6
Smith	27	3	617	98	228	.430	10	33	.303	33	43	.767	14	78	92	154	38	0	24	45	6	239	8.9
Douglas	61	18	1262	183	445	.411	81	203	.399	84	99	.848	25	118	143	157	131	1	70	64	5	531	8.7
Ennis (TOT)	22	5	329	54	113	.478	26	58	.448	25	34	.735	21	21	42	21	28	1	16	19	5	159	7.2
Ennis (NO)	9	5	282	50	100	.500	24	50	.480	19	24	.792	17	18	35	18	26	1	12	17	3	143	15.9
Babbitt	47	13	845	122	289	.422	44	109	.404	39	50	.780	25	123	148	53	90	0	11	23	7	327	7.0
Cunningham	80	46	1971	186	412	.451	55	174	.316	57	82	.695	57	179	236	77	173	1	42	41	33	484	6.1
Ajinca	59	17	861	150	315	.476	0	1	.000	52	62	.839	75	194	269	31	134	0	19	54	36	352	6.0
Dejean-Jones	14	11	279	28	69	.406	12	32	.375	11	21	.524	8	40	48	15	17	0	10	11	2	79	5.6
Frazier (TOT)	51	2	741	96	229	.419	16	48	.333	53	74	.716	26	84	110	162	73	0	33	65	2	261	5.1
Frazier (NO)	16	1	469	76	169	.450	13	31	.419	45	59	.763	15	56	71	120	42	0	23	38	1	210	13.1
Gee	73	38	1632	132	255	.518	17	60	.283	44	66	.667	60	185	245	72	169	2	63	55	13	325	4.5
Asik	68	64	1178	104	195	.533	0	0	---	61	112	.545	120	294	414	26	124	0	21	60	23	269	4.0
Johnson (TOT)	7	1	102	9	34	.265	2	10	.200	6	8	.750	4	11	15	2	9	0	3	4	3	26	3.7
Johnson (NO)	5	1	54	4	17	.235	1	5	.200	1	2	.500	1	5	6	2	4	0	1	3	0	10	2.0
Perkins	37	5	542	40	75	.533	0	0	---	11	25	.440	25	103	128	31	64	0	11	41	11	91	2.5
Fredette	4	0	13	1	4	.250	0	1	.000	0	0	---	0	0	0	1	1	0	1	1	0	2	0.5
Robinson	2	1	23	0	1	.000	0	1	.000	0	0	---	0	0	0	4	5	0	1	0	0	0	0.0
PELICANS	82	-	19780	3153	7040	.448	702	1952	.360	1415	1823	.776	782	2712	3494	1818	1713	6	633	1102	342	8423	102.7
OPPONENTS	82	-	19780	3218	6877	.468	754	2043	.369	1544	1972	.783	730	2912	3642	1899	1630	6	602	1127	423	8734	106.5

2015-16 SEASON

2015-16 Final Results

G	Date	H/A	OPP	W/L	Score	New Orleans High Scorer	New Orleans High Rebounds	New Orleans High Assists	Opponent High Scorer	Atten.
1	27-Oct	A	GSW	L	95-111	Davis-18	Davis-6	Smith-9	Curry-40	19,596
2	28-Oct	A	POR	L	94-112	Davis-25	Davis-10	Smith-8	McCollum-37	19,393
3	31-Oct	H	GSW	L	120-134	Davis-26	Davis-15	Holiday-6	Curry-53	18,406
4	3-Nov	H	ORL	L	94-103	Gordon-21	Davis-9	Smith-7	Fournier-30	16,876
5	6-Nov	H	ATL	L	115-121	Davis-43	Davis-10	Smith-11	Millisap-22	16,983
6	7-Nov	A	DAL	L	98-107	Davis-25	Anderson-9	Smith-7	Williams-19	20,454
7	10-Nov	H	DAL	W	120-105	Anderson-25	Anderson-11	Smith-12	Nowitzki-18	17,128
8	11-Nov	A	ATL	L	98-106	Gordon-26	Anderson-11	Smith-10	Horford-26	15,597
9	13-Nov	A	TOR	L	81-100	Gordon-30	Ajina-9	Smith-4	Lowry-20	19,800
10	15-Nov	A	NYK	L	87-95	Davis-36	Davis-11	Smith-5	Anthony-29	19,812
11	17-Nov	H	DEN	L	98-115	Anderson-24	Babbitt-7	Smith-8	Gallinari-32	17,269
12	18-Nov	A	OKC	L	103-110	Anderson-30	Ajina-10	Smith-6	Westbrook-43	18,203
13	20-Nov	H	SAS	W	104-90	Anderson-30	Davis-18	Smith-13	Leonard-22	16,698
14	22-Nov	H	PHX	W	122-116	Davis-32	Davis-19	Smith-8	Bledsoe-29	16,680
15	25-Nov	A	PHX	W	120-114	Davis-26	Davis-17	Smith-11	Knight-29	16,338
16	27-Nov	A	LAC	L	90-111	Davis-17	Asik-10	Smith-10	Redick-20	19,162
17	28-Nov	A	UTA	L	87-101	Davis-36	Davis-11	Smith-6	Burks-21	19,911
18	1-Dec	H	MEM	L	104-113	Evans-20	Davis-14	Evans-10	Gasol-38	16,020
19	2-Dec	A	HOU	L	101-108	Davis-29	Davis-13	Evans-8	Harden-24	17,339
20	4-Dec	H	CLE	W	114-108*	Davis-31	Davis-12	Evans-10	James-37	17,906
21	7-Dec	H	BOS	L	93-111	Anderson-18	Ajina-9	Holiday-6	Thomas-22	15,715
22	11-Dec	H	WAS	W	107-105	Evans-27	Davis-11	Holiday-6	Wall-26	16,875
23	12-Dec	A	CHI	L	94-98	Evans-22	Davis-13	Evans-8	Gasol-18	21,605
24	14-Dec	A	POR	L	101-105	Davis-28	Evans-12	Evans-5	Lillard-30	19,231
25	16-Dec	A	UTA	W	104-94	Anderson-24	Davis-13	Evans-5	Favors-22	17,899
26	18-Dec	A	PHX	L	88-104	Davis-16	Davis-12	Holiday-4	Bledsoe-29	17,227
27	20-Dec	A	DEN	W	130-125	Davis-27	Evans-8	Evans-10	Barton-32	13,857
28	23-Dec	H	POR	W	115-89	Davis-28	Davis-12	Evans-9	McCollum-19	16,686
29	25-Dec	A	MIA	L	88-94*	Davis-29	Davis-15	Evans-7	Bosh-30	19,845
30	26-Dec	H	HOU	W	110-108	Gordon-26	Davis-13	Evans-13	Harden-25	18,248
31	28-Dec	A	ORL	L	89-104	Davis-20	Davis-8	Evans-8	Vucevic-28	17,606
32	31-Dec	H	LAC	L	89-95	Anderson-17	Davis-15	Evans-9	Redick-26	16,920
33	2-Jan	A	DAL	W	105-98	Davis-31	Davis-14	Holiday-5	Nowitzki-24	20,152
34	6-Jan	H	DAL	L	91-100	Davis-26	Davis-11	Davis-7	Felton-22	15,255
35	8-Jan	H	IND	L	86-91	Evans-27	Ajina-12	Evans-5	Mahmimi-17	16,895
36	10-Jan	A	LAC	L	111-114*	Holiday-29	Holiday-11	Evans-7	Paul-25	19,060
37	12-Jan	A	LAL	L	91-95	Evans-21	Asik-13	Holiday-4	Williams-19	18,997
38	13-Jan	A	SAC	W	109-97	Gordon-24	Asik-13	Holiday-10	Cousins-32	17,317
39	15-Jan	H	CHA	W	109-107	Anderson-32	Gee-9	Holiday-10	Walker-25	16,876
40	18-Jan	A	MEM	L	99-101	Holiday-23	Davis-8	Holiday-9	Tied with-16	18,119
41	19-Jan	H	MIN	W	114-99	Davis-35	Asik-8	Holiday-9	Wiggins-21	14,255
42	21-Jan	H	DET	W	115-99	Anderson-23	Gee-9	Evans-10	Caldwell-Pope-23	15,281
43	23-Jan	H	MIL	W	116-99	Anderson-23	Asik-8	Holiday-9	Monroe-22	16,980
44	25-Jan	H	HOU	L	111-112	Anderson-36	Gee-10	Holiday-9	Harden-35	15,688
45	28-Jan	H	SAC	W	114-105	Holiday-26	Asik-13	Cole-10	Cousins-26	15,636
46	30-Jan	H	BKN	W	105-103	Davis-23	Davis-16	Holiday-7	Lopez-33	18,037
47	1-Feb	H	MEM	L	95-110	Davis-28	Davis-9	Cole-6	Je. Green-24	15,210
48	3-Feb	A	SAS	L	97-110	Davis-39	Asik-11	Cole-9	Aldridge-36	18,418
49	4-Feb	H	LAL	L	96-99	Cole-26	Davis-11	Holiday-9	Bryant-27	18,420
50	6-Feb	A	CLE	L	84-99	Holiday-27	Asik-12	Cole-5	Irving-29	20,562
51	8-Feb	A	MIN	W	116-102	Holiday-21	Davis-8	Holiday-9	Towns-19	11,926
52	10-Feb	H	UTA	W	100-96	Holiday-23	Ajina-11	Holiday-9	Favors-29	15,256
53	11-Feb	A	OKC	L	95-121	Davis-34	Cole-5	Holiday-6	Westbrook-23	18,203
54	19-Feb	H	PHI	W	121-114	Davis-59	Asik-14	Holiday-12	Noel-24	16,953
55	21-Feb	A	DET	W	111-106	Holiday-20	Davis-20	Holiday-9	Jackson-34	17,886
56	23-Feb	A	WAS	L	89-109	Davis-30	Davis-20	Holiday-7	Gortat-21	15,743
57	25-Feb	H	OKC	W	123-119	Gordon-31	Ajina-7	Holiday-9	Westbrook-44	16,974
58	27-Feb	H	MIN	L	110-112	Cole-21	Anderson-14	Holiday-8	Towns-30	17,338
59	2-Mar	A	HOU	L	95-100	Gordon-23	Anderson-10	Holiday-8	Harden-39	18,226
60	3-Mar	H	SAS	L	86-94	Davis-29	Davis-13	Holiday-7	Leonard-30	17,781
61	5-Mar	H	UTA	L	94-106	Davis-31	Davis-11	Holiday-7	Favors-28	16,680
62	7-Mar	H	SAC	W	115-112	Davis-40	Davis-10	Holiday-10	Cousins-40	16,403
63	9-Mar	A	CHA	L	113-122	Holiday-34	Davis-13	Holiday-6	Walker-35	16,335
64	11-Mar	A	MEM	L	114-121*	Davis-29	Anderson-14	Holiday-10	Stephenson-33	18,119
65	12-Mar	A	MIL	L	92-103	Davis-22	Davis-11	Gee-4	Middleton-19	16,518
66	14-Mar	A	GSW	L	107-125	Anderson-29	Davis-12	Douglas-8	Curry-27	19,596
67	16-Mar	A	SAC	W	123-108	Holiday-30	Davis-14	Frazier-9	Collison-23	17,086
68	18-Mar	H	POR	L	112-117	Holiday-22	Cunningham-7	Douglas-6	Lillard-33	17,263
69	20-Mar	H	LAC	W	109-105	Holiday-24	Asik-14	Douglas-9	Paul-24	17,407
70	22-Mar	H	MIA	L	99-113	Ajina-22	Douglas-9	Holiday-7	Wade-25	16,867
71	24-Mar	A	IND	L	84-92	Gee-18	Asik-15	Frazier-5	Turner-24	17,517
72	26-Mar	H	TOR	L	91-115	Holiday-22	Perkins-8	Holiday-6	DeRozan-23	17,009
73	28-Mar	H	NYK	W	99-91	Babbitt-22	Ajina-9	Frazier-7	Anthony-22	17,000
74	30-Mar	A	SAS	L	92-100	Babbitt-10	Ajina-9	Douglas-10	Ginobili-20	18,418
75	31-Mar	H	DEN	W	101-95	Babbitt-21	Hamilton-11	Frazier-9	Arthur-24	16,269
76	3-Apr	A	BKN	W	106-87	Cunningham-19	Ajina-10	Frazier-9	Kilpatrick-15	16,329
77	5-Apr	A	PHI	L	93-107	Douglas-19	Ajina-8	Frazier-6	Landry-22	10,978
78	6-Apr	A	BOS	L	97-104	Ajina-28	Ajina-15	Frazier-12	Thomas-32	18,624
79	8-Apr	H	LAL	W	100-102	Douglas-23	Douglas-8	Frazier-7	Russell-32	18,607
80	9-Apr	H	PHX	L	100-121	Ennis-29	Asik-7	Frazier-11	Goodwin-24	16,932
81	11-Apr	H	CHI	L	116-121	Ennis-28	Asik-11	Frazier-15	Butler-23	16,867
82	13-Apr	A	MIN	L	109-144				Towns-28	14,889

* overtime

2015-16 SEASON

New Orleans - Team Highs & Lows

	Highs		Lows	
Total Points	130	at DEN	20-Dec	81 at TOR 13-Nov
Field Goals Made	49	at SAC	16-Mar	26 at PHX 18-Dec
Field Goals Att.	100*		3 times	69 at UTA 28-Nov
Field Goal %	0.564	at DEN	20-Dec	0.349 at WAS 23-Feb
3-Pt. Field Goals Made	17	vs. MIL	23-Jan	3 Twice
3-Pt. Field Goals Att.	36		Twice	12 vs. DET 21-Jan
Free Throws Made	33	vs. PHX	22-Nov	8 4 times
Free Throws Att.	40		3 times	8 vs. SAS 3-Mar
Free Throw %	1.000		3 times	0.538 vs. LAL 4-Feb
Offensive Rebounds	17	at GSW	14-Mar	3 vs. POR 18-Mar
Defense Rebounds	46	vs. SAS	20-Nov	23 3 times
Total Rebounds	58*	at MEM	11-Mar	31 at OKC 11-Feb
Assists	33	vs. MIL	23-Jan	13 at PHX 18-Dec
Steals	21*	vs. IND	8-Jan	2 3 times
Turnovers	26	vs. CLE	4-Dec	4 at MIN 6-Feb
Blocked Shots	11		Twice	0 4 times
1st Quarter Points	38	vs. MEM	1-Dec	15 Twice
2nd Quarter Points	37		Twice	13 at SAS 30-Mar
3rd Quarter Points	36		Twice	14 Twice
4th Quarter Points	38	at GSW	14-Mar	16 vs. IND 8-Jan
1st Half Points	74	at SAC	16-Mar	36 vs. TOR 26-Mar
2nd Half Points	68	vs. ATL	6-Nov	38 at WAS 23-Feb
2nd Half Points w/ OT Points	67	at MEM	11-Mar	50 at MIA 25-Dec
Overtime Points	15	at MEM	11-Mar	9 vs. CLE 4-Dec

*Denotes Number of Overtime Periods

Opponents - Team Highs & Lows

	Highs		Lows	
Total Points	144	at MIN	13-Apr	89 vs. POR 23-Dec
Field Goals Made	56	at MIN	13-Apr	32 Twice
Field Goals Att.	96		3 times	70 vs. UTA 10-Feb
Field Goal %	0.651	at MIN	13-Apr	0.347 vs. POR 23-Dec
3-Pt. Field Goals Made	19	vs. HOU	25-Jan	2 Twice
3-Pt. Field Goals Att.	41	at CLE	6-Feb	10 vs. MEM 1-Dec
Free Throws Made	36	vs. POR	18-Mar	7 Twice
Free Throws Att.	42	vs. LAC	20-Mar	7 at CLE 6-Feb
Free Throw %	1.000		Twice	0.609 vs. BKN 30-Jan
Offensive Rebounds	22	vs. POR	23-Dec	3 6 times
Defense Rebounds	48	at WAS	23-Feb	24 vs. LAL 8-Apr
Total Rebounds	58	vs. POR	23-Dec	33 at DAL 2-Jan
Assists	41	at MIN	13-Apr	14 vs. LAL 4-Feb
Steals	17	vs. PHX	9-Apr	0 at MIN 8-Feb
Turnovers	25	vs. IND	8-Jan	5 at CHA 9-Mar
Blocked Shots	10		Twice	0 vs. LAL 4-Feb
1st Quarter Points	43	at POR	28-Oct	14 at BKN 3-Apr
2nd Quarter Points	43	at DEN	20-Dec	13 vs. POR 23-Dec
3rd Quarter Points	41	vs. GSW	31-Oct	10 vs. NYK 28-Mar
4th Quarter Points	38	at MIN	13-Apr	14 at CLE 6-Feb
1st Half Points	74	at DEN	20-Dec	36 vs. POR 23-Dec
2nd Half Points	72	at MIN	13-Apr	37 vs. NYK 28-Mar
2nd Half Points w/OT Points	58	at LAC	10-Jan	52 at MIA 25-Dec
Overtime Points	16	at MIA	25-Dec	3 vs. CLE 4-Dec

*. Denotes Number of Overtime Periods

2015-16 SEASON

New Orleans - Individual Highs

Total Points	59	Anthony Davis	at DET	21-Feb
Minutes	50	Anthony Davis*	at MIA	25-Dec
Field Goals Made	24	Anthony Davis	at DET	21-Feb
Field Goals Attempted	34	Anthony Davis	at DET	21-Feb
3-Point Field Goals Made	6	Anderson(3)/Gordon/Ennis		5 Times
3-Point Field Goals Attempted	13	Eric Gordon	vs. DAL	10-Nov
Free Throws Made	16	Anthony Davis	vs. PHI	19-Feb
Free Throws Attempted	20	Anthony Davis	vs. PHI	19-Feb
Offensive Rebounds	8	Ryan Anderson	at MEM	11-Mar
Defensive Rebounds	17	Anthony Davis	at WAS	23-Feb
Total Rebounds	20	Anthony Davis		Twice
Assists	15	Tim Frazier	at MIN	13-Apr
Steals	5	Gee(2)/Ajinca/Holiday		4 Times
Turnovers	7	Jrue Holiday		3 Times
Blocked Shots	9	Anthony Davis	vs. MEM	1-Dec

*Denotes Number of Overtime Periods

Opponents - Individual Highs

Total Points	53	Stephen Curry	vs. GSW	31-Oct
Minutes	45	LeBron James*	vs. CLE	4-Dec
Field Goals Made	17	Stephen Curry	vs. GSW	31-Oct
Field Goals Attempted	30	DeMarcus Cousins	at SAC	13-Jan
3-Point Field Goals Made	8	Curry/Ariza		Twice
3-Point Field Goals Attempted	14	Stephen Curry	vs. GSW	31-Oct
Free Throws Made	16	M. Gasol/J. Harden		Twice
Free Throws Attempted	20	Russell Westbrook	at OKC	18-Nov
Offensive Rebounds	9	Fariied/Drummond		Twice
Defensive Rebounds	16	Jared Sullinger	vs. BOS	7-Dec
Total Rebounds	22	Andre Drummond	vs. DET	21-Jan
Assists	15	Rajon Rondo	vs. SAC	28-Jan
Steals	5	Ricky Rubio	at MIN	13-Apr
Turnovers	8	James Harden	at HOU	2-Mar
Blocked Shots	6	Derrick Favors	vs. UTA	5-Mar

*Denotes Number of Overtime Periods

2015-16 SEASON

New Orleans - Top Team Performances

Points			
130	at Denver	20-Dec-15	
123	vs. Oklahoma City	25-Feb-16	
	at Sacramento	16-Mar-16	
122	vs. Phoenix	22-Nov-15	
121	vs. Philadelphia	19-Feb-16	
Rebounds			
58	at Memphis	11-Mar-16	
56	at Houston	2-Dec-15	
	at L.A. Clippers	10-Jan-16	
54	vs. L.A. Clippers	20-Mar-16	
FG Percentage			
.564	at Denver	(44-78)	20-Dec-15
.553	at Brooklyn	(42-76)	3-Apr-16
.544	at Sacramento	(49-90)	16-Mar-16
.535	vs. Detroit	(46-86)	21-Jan-16

Assists			
41	at Brooklyn	3-Apr-16	
33	vs. Milwaukee	21-Jan-16	
31	at Minnesota	13-Apr-16	
30	vs. Atlanta	6-Nov-15	

Steals			
21	vs. Indiana	8-Jan-16	
17	vs. Sacramento	7-Mar-16	
14	at Golden State	14-Mar-16	
13	at Oklahoma City	11-Feb-16	

FT Percentage			
1.000	vs. Detroit	(18-18)	21-Jan-16
	at Oklahoma City	(9-9)	18-Nov-15
	vs. San Antonio	(8-8)	3-Mar-16
.944	vs. Oklahoma City	(17-18)	25-Feb-16

New Orleans - Top Individual Performances

Points			
59	Anthony Davis	at Detroit	21-Feb-16
43	Anthony Davis	vs. Atlanta	6-Nov-15
40	Anthony Davis	at Charlotte	9-Mar-16
39	Anthony Davis	vs. L.A. Lakers	4-Feb-16
38	Jrue Holiday	at Charlotte	9-Mar-16
Rebounds			
20	Anthony Davis	at Detroit	21-Feb-16
	Anthony Davis	at Washington	23-Feb-16
19	Anthony Davis	vs. Phoenix	22-Nov-15
18	Anthony Davis	vs. San Antonio	20-Nov-15
Assists			
15	Tim Frazier	at Minnesota	13-Apr-16
13	Tyreke Evans	vs. Houston	26-Dec-15
	Tim Frazier	at Brooklyn	3-Apr-16
12	Jrue Holiday	vs. Philadelphia	19-Feb-16
	Tim Frazier	vs. L.A. Lakers	8-Apr-16

*Denotes Number of Overtime Periods

Opponents - Top Team Performances

Points			
144	at Minnesota	13-Apr-16	
134	vs. Golden State	31-Oct-15	
125	at Denver	20-Dec-15	
	at Golden State	14-Mar-16	
Rebounds			
58	vs. Portland	23-Dec-15	
57	at Miami	25-Dec-15	
56	at Golden State	27-Oct-15	
55	at Washington	23-Dec-16	
	vs. Orlando	3-Nov-15	
FG Percentage			
.651	at Minnesota	(56-86)	13-Apr-16
.606	vs. Memphis	(43-71)	1-Feb-16
.580	at Golden State	(47-81)	14-Mar-16
.571	vs. Chicago	(44-77)	11-Apr-16

Assists			
41	at Minnesota	13-Apr-16	
31	at Philadelphia	5-Apr-16	
30	vs. Atlanta	6-Nov-15	
	at Golden State	14-Mar-16	
	at San Antonio	3-Feb-16	

Steals			
15	at Houston	2-Mar-16	
14	at Minnesota	13-Apr-16	
	at Memphis	11-Mar-16	
12	Twice		

FT Percentage			
1.000	vs. Orlando	(12-12)	3-Nov-15
	at Cleveland	(7-7)	6-Feb-16
.963	vs. Utah	(26-27)	5-Mar-16
.962	vs. Memphis	(25-26)	1-Dec-15

Opponents- Top Individual Performances

Points			
53	Stephen Curry	vs. Golden State	31-Oct-15
44	Russell Westbrook	vs. Oklahoma City	25-Feb-16
43	Russell Westbrook	at Oklahoma City	18-Nov-15
40	Stephen Curry	at Golden State	27-Oct-15
	DeMarcus Cousins	vs. Sacramento	7-Mar-16
Rebounds			
22	Andre Drummond	vs. Detroit	21-Jan-16
	Jared Sullinger	vs. Boston	7-Dec-15
20	DeAndre Jordan	vs. L.A. Clippers	31-Dec-15
18	Rudy Gobert	vs. Utah	5-Mar-16
17	Hassan Whiteside	at Miami	25-Dec-16
Assists			
15	Rajon Rondo	vs. Sacramento	28-Jan-16
13	Chris Paul	vs. L.A. Clippers	20-Mar-16
12	John Wall	vs. Washington	11-Dec-15
	Chris Paul	vs. L.A. Clippers	31-Dec-15
	Tyus Jones	at Minnesota	13-Apr-16

2015-16 SEASON

Division Records					Win/Loss Margins																
	Record	Home	Road	OT																	
OVERALL	30-52	21-20	9-32	1-3																	
Atlantic	4-6	3-2	1-4																		
Central	4-6	3-2	1-4	1-0																	
Southeast	2-8	2-3	0-5	0-1																	
EASTERN	10-20	8-7	2-13	1-1																	
Southwest	4-12	3-5	1-7	0-1																	
Northwest	8-10	5-4	3-6																		
Pacific	8-10	5-4	3-6	0-1																	
WESTERN	20-32	13-3	7-19	0-2																	
					Margins 1 2 3 4 5 6 7 8 9 10 11 12 13 14 15																
					Won: 0 4 1 3 2 4 2 2 1 1 0 1 0 2 3																
					Lost: 1 2 2 3 4 3 4 5 5 0 1 1 1 4 3																
					Margins 16 17 18 19 20 21 22 23 24 25 26 27 28 29 30																
					Won: 1 1 1 0 1 0 0 0 0 0 0 0 1 0 0 0 0																
					Lost: 2 1 3 1 1 2 0 0 1 0 1 0 0 0 0 0																
					Margins 31 32 33 34 35 36 37 38 39 40 41 42 43 44 45+																
					Won: 0 0 0 0 0 0 0 0 0 0 0 0 0 0 0 0																
					Lost: 0 0 0 0 1 0 0 0 0 0 0 0 0 0 0 0																

Team Winning & Losing Streaks				Monthly Record															Home Attendance	
	Overall	Home	Road		Won	Lost		Games	Total	Average	High	Sellouts								
Longest Winning	3	4	1		Oct.	0	3													
Longest Losing	6	3	7		Nov.	4	10													
					Dec.	6	9													
					Jan.	8	6													
					Feb.	5	7													
					Mar.	5	12													
					Apr.	2	5													

Team Record When...		Scoring				Shooting				Back-to-Back Games			
Equal or outrebound opponent	21-13												
Bench equals or outscores opponent bench	23-26												
Lead at halftime	19-16												
Tied at halftime	1-1												
Trail at halftime	10-35												
Lead or tied after third	24-7												
Trail after third	5-45												
Shoot equal or better than opponent	20-11												
Outshot by opponent	9-41												
Grab 50 or more rebounds	5-7												
Grab 40 or more rebounds	23-30												
Grab less than 40 rebounds	23-30												
Shoot more free throws than opponent	14-20												
Shoot equal or fewer free throws than opponent	16-32												
Commit more turnovers than opponent	11-26												
Commit equal or fewer turnovers	19-26												

Offense	Overall Games	Record	Home Games	Record	Road Games	Record
+100	45	29-16	28	20-8	17	9-8
<100 points:	37	1-36	13	1-12	24	0-24
Defense						
+100	60	18-42	29	13-16	31	5-26
<100 points:	22	12-10	12	8-4	10	4-6

Scoring By Quarter								
	1st	2nd	1st Half	3rd	4th	2nd Half	OT	Total
New Orleans	2,101	2,092	4,193	2,057	2,129	4,186	44	8,423
Average	25.6	25.5	51.1	25.1	26.0	51.2	11.0	102.7
Opponents	2,158	2,164	4,322	2,183	2,175	4,358	54	8,734
Average	26.3	26.4	52.7	26.6	26.5	53.1	13.5	106.5

Starters/Bench Scoring			
	Points	Average	Percentage
Starters	5,082	62.0	60.3
Bench	3,349	40.8	39.7

Starters/Bench Scoring Highs & Lows						
	High		Low			
Starters	97	at Minnesota	27	vs. Boston	7-Dec-15	
Bench	79	vs. Houston	12	at Minnesota	13-Apr-16	

2015-16 SEASON

PLAYER	MINUTES	FIELD GOALS	FREE THROWS	OFFENSIVE REBOUNDS	DEFENSIVE REBOUNDS	TOTAL REBOUNDS	ASSISTS	STEALS	TURNOVERS	BLOCKED SHOTS	POINTS
ALEXIS AJINCA	37C APR. 8 vs LA-L	12C APR. 8 vs LA-L	5 FEB. 23 at Wash.	5 (2) APR. 8 vs LA-L	10T APR. 8 vs LA-L	15C APR. 8 vs LA-L	3 (2) APR. 6 at Bos.	5C JAN. 8 vs Ind.	5T MAR. 24 at Ind.	4 APR. 3 at Brk.	28C APR. 8 vs LA-L
RYAN ANDERSON	44 NOV. 18 at OKC.	13T (2) JAN. 28 vs Sac.	13C DEC. 16 at Utah	8 MAR. 11 at Mem.	11T FEB. 27 vs Minn.	14 (2) MAR. 11 at Mem.	5T (2) JAN. 30 vs Brk.	3 (2) JAN. 8 vs Ind.	6C DEC. 2 at Hou.	2 (5) MAR. 12 at Milw.	36T JAN. 28 vs Sac.
OMER ASIK	32 APR. 13 at Minn.	10 APR. 13 at Minn.	6 DEC. 26 vs Hou.	8 JAN. 13 at Sac.	14 MAR. 24 at Ind.	15 MAR. 24 at Ind.	2 (6) MAR. 20 vs LA-C	3 APR. 11 vs Chi.	4 JAN. 2 at Dall.	4 JAN. 28 vs Sac.	24C APR. 13 at Minn.
LUKE BABBITT	38 MAR. 12 at Milw.	10C MAR. 22 vs Miami	5C MAR. 20 vs LA-C	4T APR. 11 vs Chi.	8T (4) APR. 9 vs Phoe.	10 MAR. 31 vs Den.	5T MAR. 26 vs Tor.	2T (2) MAR. 31 vs Den.	3T (2) APR. 11 vs Chi.	1 (7) APR. 3 at Brk.	23 MAR. 22 vs Miami
NORRIS COLE	40 MAR. 7 vs Sac.	10C FEB. 6 at Clev.	6 MAR. 7 vs Sac.	1 (10) MAR. 7 vs Sac.	11C JAN. 2 at Dall.	12C JAN. 2 at Dall.	10C JAN. 28 vs Sac.	4T JAN. 2 at Dall.	5 (2) FEB. 6 at Clev.	1 (5) MAR. 2 at Hou.	26C FEB. 6 at Clev.
DANTE CUNNINGHAM	46C MAR. 11 at Mem.	7 (3) APR. 8 vs LA-L	6T MAR. 20 vs LA-C	4 NOV. 17 vs Den.	7 (2) NOV. 28 at Utah	8 (2) DEC. 4 vs Clev.	3 (8) APR. 8 vs LA-L	4 MAR. 7 vs Sac.	3 (3) APR. 3 at Brk.	4 MAR. 11 at Mem.	19 (3) APR. 8 vs LA-L
ANTHONY DAVIS	50T DEC. 25 at Miami	24C FEB. 21 at Det.	16C FEB. 19 vs Phil.	6 (3) FEB. 21 at Det.	17C FEB. 23 at Wash.	20 (2) FEB. 23 at Wash.	7T JAN. 6 vs Dall.	4 (4) FEB. 3 at S.A.	5 (2) MAR. 7 vs Sac.	9T DEC. 1 vs Mem.	59C FEB. 21 at Det.
BRYCE DEJEAN-JONES	43C FEB. 4 vs LA-L	6C FEB. 4 vs LA-L	4C FEB. 4 vs LA-L	3C FEB. 1 vs Mem.	8C FEB. 4 vs LA-L	9C (2) FEB. 4 vs LA-L	2C (5) FEB. 21 at Det.	2C (3) FEB. 4 vs LA-L	3C (2) FEB. 19 vs Phil.	1C (2) FEB. 23 at Wash.	17C FEB. 4 vs LA-L
TONEY DOUGLAS	42C (2) APR. 13 at Minn.	8 (2) APR. 11 vs Chi.	8T APR. 13 at Minn.	3 APR. 13 at Minn.	8C MAR. 22 vs Miami	9 MAR. 22 vs Miami	10 MAR. 31 vs Den.	4 APR. 13 at Minn.	4 (2) MAR. 20 vs LA-C	1 (5) MAR. 16 at Sac.	23 APR. 9 vs Phoe.
JAMES ENNIS Mia.-Mem.-N.O.	40 (2) APR. 13 at Minn.	11C APR. 13 at Minn.	6T APR. 11 vs Chi.	5C MAR. 31 vs Den.	3 (3) APR. 11 vs Chi.	6 (2) APR. 9 vs Phoe.	4 (2) APR. 11 vs Chi.	4C APR. 3 at Brk.	5C APR. 6 at Bos.	1 (5) APR. 11 vs Chi.	29C APR. 11 vs Chi.
JAMES ENNIS N.O.	40 (2) APR. 13 at Minn.	11C APR. 13 at Minn.	6T APR. 11 vs Chi.	5C MAR. 31 vs Den.	3 (3) APR. 11 vs Chi.	6 (2) APR. 9 vs Phoe.	4 (2) APR. 11 vs Chi.	4C APR. 3 at Brk.	5C APR. 6 at Bos.	1 (3) APR. 11 vs Chi.	29C APR. 11 vs Chi.
TYREKE EVANS	41 (2) JAN. 10 at LA-C	10 (3) JAN. 8 vs Ind.	8 DEC. 23 vs Port.	3 JAN. 10 at LA-C	10 DEC. 14 at Port.	12 DEC. 14 at Port.	13 DEC. 26 vs Hou.	4 (2) JAN. 8 vs Ind.	5 (4) JAN. 12 at LA-L	1 (8) JAN. 19 vs Minn.	27 (2) JAN. 8 vs Ind.
TIM FRAZIER Por.-N.O.	48C DEC. 21 at Atl.	7C (3) APR. 6 at Bos.	7C APR. 11 vs Chi.	3T (2) APR. 9 vs Phoe.	6C MAR. 28 vs N.Y.	8C APR. 9 vs Phoe.	15C APR. 13 at Minn.	4C MAR. 20 vs LA-C	6 MAR. 24 at Ind.	1C (2) APR. 6 at Bos.	20C APR. 11 vs Chi.
TIM FRAZIER N.O.	37 APR. 3 at Brk.	7C (3) APR. 6 at Bos.	7C APR. 11 vs Chi.	3T (2) APR. 9 vs Phoe.	6C MAR. 28 vs N.Y.	8C APR. 9 vs Phoe.	15C APR. 13 at Minn.	4C MAR. 20 vs LA-C	6 MAR. 24 at Ind.	1T APR. 6 at Bos.	20C APR. 11 vs Chi.
ALONZO GEE	41 (2) MAR. 26 vs Tor.	8 MAR. 26 vs Tor.	4 (2) MAR. 14 at G.S.	4 MAR. 14 at G.S.	8 (2) JAN. 25 vs Hou.	10 JAN. 25 vs Hou.	5 NOV. 22 vs Phoe.	5 (2) JAN. 28 vs Sac.	3 (4) MAR. 28 vs N.Y.	1 (13) MAR. 22 vs Miami	18 MAR. 26 vs Tor.
ERIC GORDON	43 (2) JAN. 13 at Sac.	11 NOV. 13 at Tor.	9 (2) FEB. 27 vs Minn.	1 (10) JAN. 6 vs Dall.	5 (3) MAR. 3 vs S.A.	5 (3) MAR. 3 vs S.A.	6 (3) JAN. 13 at Sac.	3 (3) FEB. 27 vs Minn.	5 MAR. 2 at Hou.	2 MAR. 5 vs Utah	31 FEB. 27 vs Minn.
JORDAN HAMILTON	35C APR. 13 at Minn.	6 (3) APR. 3 at Brk.	4T APR. 9 vs Phoe.	5C APR. 5 at Phil.	9T APR. 3 at Brk.	11C APR. 3 at Brk.	5 APR. 13 at Minn.	2 (3) APR. 9 vs Phoe.	4 APR. 8 vs LA-L	1 (3) APR. 9 vs Phoe.	15 APR. 11 vs Chi.
JRUE HOLIDAY	41 MAR. 11 at Mem.	13 (2) MAR. 9 at Cha.	8C (3) MAR. 11 at Mem.	3 (2) JAN. 28 vs Sac.	8T JAN. 10 at LA-C	11C JAN. 10 at LA-C	12 FEB. 19 vs Phil.	5 FEB. 11 at OKC.	7 (3) MAR. 12 at Milw.	2T (2) FEB. 1 vs Mem.	38C MAR. 9 at Cha.
KENDRICK PERKINS	27 MAR. 3 vs S.A.	5 OCT. 27 at G.S.	3 MAR. 28 vs N.Y.	2 (4) MAR. 28 vs N.Y.	8 MAR. 2 at Hou.	8 (2) MAR. 28 vs N.Y.	3 APR. 13 at Minn.	3T MAR. 2 at Hou.	6 APR. 13 at Minn.	2 (2) APR. 8 vs LA-L	10 OCT. 27 at G.S.

2015-16 SEASON

PLAYER	MINUTES	FIELD GOALS	FREE THROWS	- REBOUNDS -		TOTAL	ASSISTS	STEALS	TURNOVERS	BLOCKED SHOTS	POINTS
PELICANS High Games	265 (4) MAR. 11 at Mem.	49 MAR. 16 at Sac.	33 NOV. 22 vs Phoe.	17 MAR. 14 at G.S.	46 NOV. 20 vs S.A.	58 MAR. 11 at Mem.	33 JAN. 23 vs Milw.	21 JAN. 8 vs Ind.	23 (4) APR. 6 at Bos.	11 (2) DEC. 20 at Den.	130 DEC. 20 at Den.
PELICANS Low Games	240 (78) APR. 13 at Minn.	26 DEC. 18 at Phoe.	8 (4) MAR. 31 vs Den.	3 MAR. 18 vs Port.	23 (4) APR. 13 at Minn.	31 FEB. 11 at OKC.	13 DEC. 18 at Phoe.	2 (2) MAR. 9 at Cha.	4 FEB. 8 at Minn.	0 (5) APR. 13 at Minn.	81 NOV. 13 at Tor.
OPPONENTS High Games	265 (4) MAR. 11 at Mem.	56 APR. 13 at Minn.	36 MAR. 18 vs Port.	22 DEC. 23 vs Port.	48 FEB. 23 at Wash.	58 DEC. 23 vs Port.	41 APR. 13 at Minn.	15 MAR. 2 at Hou.	25 JAN. 8 vs Ind.	10 (2) MAR. 5 vs Utah	144 APR. 13 at Minn.
OPPONENTS Low Games	240 (78) APR. 13 at Minn.	32 (2) JAN. 12 at LA-L	7 (2) FEB. 6 at Clev.	3 (6) MAR. 24 at Ind.	24 APR. 8 vs LA-L	32 FEB. 19 vs Phil.	14 FEB. 4 vs LA-L	0 FEB. 8 at Minn.	5 MAR. 9 at Cha.	0 FEB. 4 vs LA-L	87 APR. 3 at Brk.

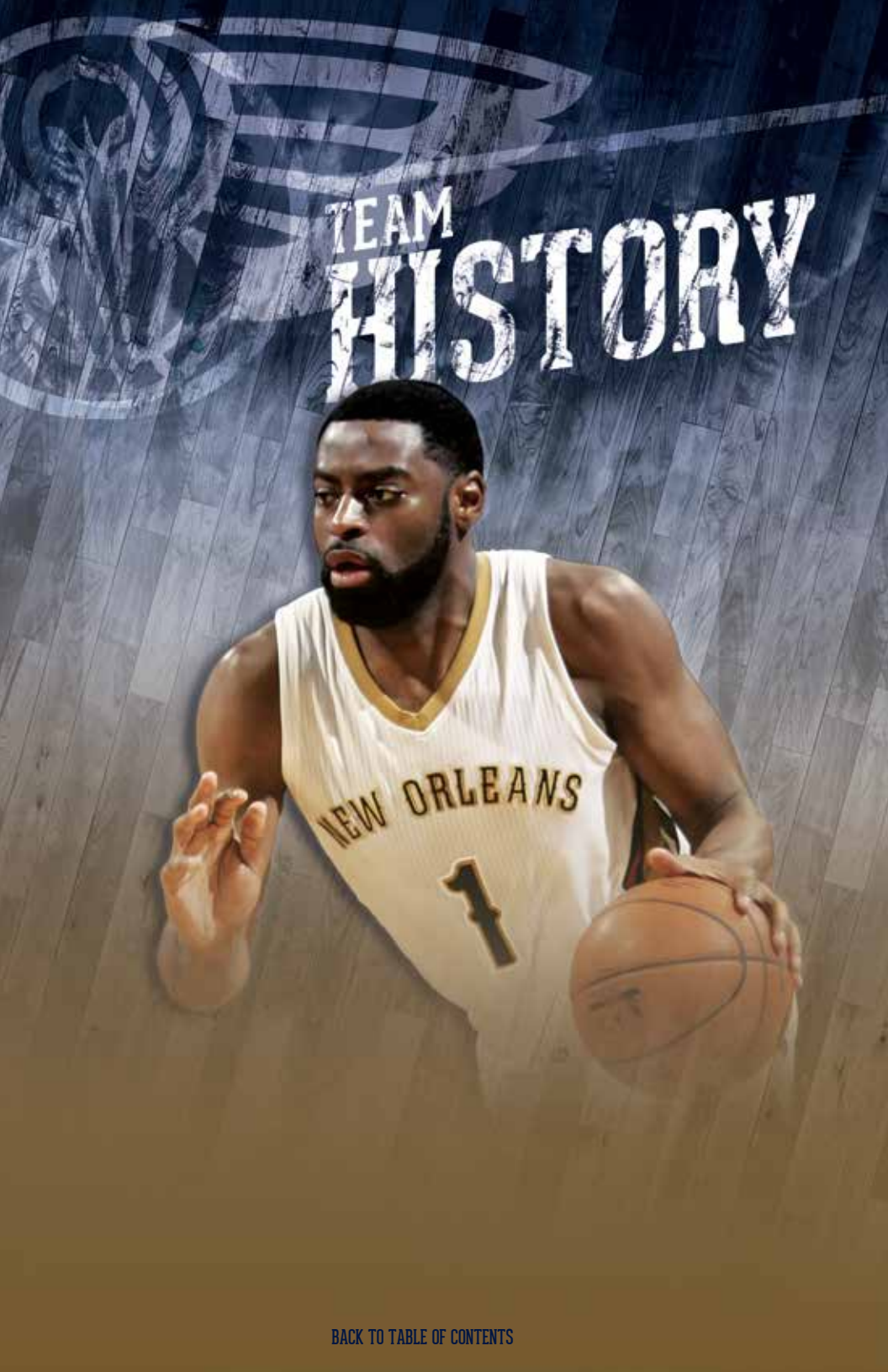
"C" indicates a new career-high, "T" a tied career-high.
Numbers in parentheses indicate the number of games in which a player or team has reached a given total (if more than one).

2015-16 SEASON

Leadership											
	Leadership (ties)*			Points			Reb 10+	Ast 10+	Double-Doubles		
	Pts	Reb	Ast	10+	20+	30+			Pt/Ast	Pt/Reb	20/10
Alexis Ajinca	3	9 (2)		12	2		7			4	1
Ryan Anderson	13 (2)	10 (4)		51	21	6	8			8	4
Omer Asik		17 (3)		5	1		11			2	1
Luke Babbitt	2	5 (1)		15	3		1			1	1
Norris Cole	3 (1)	2 (2)	7 (4)	25	5		1	1	1		
Dante Cunningham	1	1 (1)		15							
Anthony Davis	37 (6)	38 (3)	1	57	43	14	37			36	30
Bryce Dejean-Jones				2							
Toney Douglas	3 (1)	1 (1)	5 (2)	27	6			1	1		1
James Ennis	2			8	2						
Tyreke Evans	5 (1)	2	16 (1)	21	9		1	5	5	1	3
Tim Frazier			11	13	1			4	2		1
Jimmer Fredette											
Alonzo Gee	1	4	1 (1)	6			1				
Eric Gordon	7 (2)			36	13	2					
Jordan Hamilton		2 (1)		8			1			1	
Jrue Holiday	13 (3)		33 (6)	53	24	4	1	4	5	1	4
Orlando Johnson											
Kendrick Perkins		1		2					5		1
Quincy Pondexter											
Nate Robinson											
Ish Smith			16	11				6	5		1
* leaderships include ties											

Games Missed Due to Illness or Injury

Player	G	Reason
Alexis Ajinca	3	Calf Strain
	9	Sternum Fracture
	2	Right Shoulder
Ryan Anderson	2	Stomach Illness
	5	Left Groin
	9	Sports Hernia
Omer Asik	5	Right Calf Strain
	2	Stomach Illness
	5	Right Ankle Sprain
Luke Babbitt	2	Left Hamstring Tightness
	1	Left Shin Contusion
	1	Stomach Illness
Norris Cole	17	Left Ankle Sprain
	20	Lower Back
Dante Cunningham	1	Illness
Anthony Davis	2	Right Hip Contusion
	1	Left Shoulder
	2	Back Contusion
	1	Concussion
	1	Right Foot Injury
	14	Left Knee
Bryce Dejean-Jones	26	Fractured Right Wrist
Tyreke Evans	10	Right Knee Soreness
	1	Right Knee Tendonitis
	46	Knee Surgery
Alonzo Gee	9	Right Quad
Eric Gordon	37	Fractured Right Ring Finger
Jrue Holiday	6	Lower Right Leg
	4	Left Toe
	9	Right Inferior Orbital Wall Fracture
Kendrick Perkins	18	Right Pectoral
Quincy Pondexter	82	Knee Surgery
TOTALS	351	



TEAM HISTORY

TEAM HISTORY

Franchise Year-by-Year

Season	Coach	Regular Season			Conference Finish	NBA Playoffs		
		W	L	Pct.		W	L	Pct.
2002-03	Paul Silas	47	35	.573	5th/Eastern	2	4	.333
2003-04	Tim Floyd	41	41	.500	5th/Eastern	3	4	.429
2004-05	Byron Scott	18	64	.220	15th/Western	--	--	--
2005-06	Byron Scott	38	44	.463	10th/Western	--	--	--
2006-07	Byron Scott	39	43	.476	10th/Western	--	--	--
2007-08	Byron Scott	56	26	.683	2nd/Western	7	5	.583
2008-09	Byron Scott	49	33	.598	7th/Western	1	4	.200
2009-10	Byron Scott, 3-6							
	Jeff Bower, 34-39	37	45	.451	11th/Western	--	--	--
2010-11	Monty Williams	46	36	.561	7th/Western	2	4	.333
2011-12	Monty Williams	21	45	.318	15th/Western	--	--	--
2012-13	Monty Williams	27	55	.329	14th/Western	--	--	--
2013-14	Monty Williams	34	48	.415	12th/Western	--	--	--
2014-15	Monty Williams	45	37	.549	8th/Western	0	4	.000
2015-16	Alvin Gentry	30	52	.366	12th/Western	--	--	--

Franchise All-Time Head Coaches

Name	Tenure	Games Won	Lost	Pct.	
Paul Silas	2002-03	82	47	35	.573
Tim Floyd	2003-04	82	41	41	.500
Byron Scott	2004-05 thru 2009-10	419	203	216	.484
Jeff Bower	2009-10	73	34	39	.466
Monty Williams	2010-11 thru 2014-15	394	173	221	.439
Alvin Gentry	2015-16 thru Present	82	30	52	.366

Franchise All-Time Basketball Executives

Name	Title	Year
Bob Bass	Executive Vice President of Basketball Operations	2002-03
Bob Bass	Executive VP of Basketball Operations/General Manager	2003-04
Allan Bristow	General Manager	2004-05
Jeff Bower	General Manager	2005-06
Jeff Bower	General Manager	2006-07
Jeff Bower	General Manager	2007-08
Jeff Bower	General Manager	2008-09
Jeff Bower	General Manager	2009-10
Dell Demps	Sr. VP of Basketball Operations and General Manager	2010-11
Dell Demps	Sr. VP of Basketball Operations and General Manager	2011-12
Dell Demps	Sr. VP of Basketball Operations and General Manager	2012-13
Dell Demps	Sr. VP of Basketball Operations and General Manager	2013-14
Dell Demps	Sr. VP of Basketball Operations and General Manager	2014-15
Dell Demps	Sr. VP of Basketball Operations and General Manager	2015-16

Franchise All-Time Assistant Coaches

Name	Tenure
Randy Ayers	2010-15
James Borrego	2010-12
Jeff Bower	2003-04
Jim Cleamons	2004-06
Bob Donewald Jr.	2002-03
Darren Erman	2015-Present
Tim Floyd	2009-10
Bryan Gates	2010-15
Kenny Gattison	2003-09
Alvin Gentry	2003-04
Dave Hanners	2011-15
Kevin Hanson	2013-Present
Brian Hill	2002-03
Michael Malone	2010-11
Jamelle McMillan	2016-Present
David Miller	2005-07
Robert Pack	2009-10, 2015-Present
Charlie Parker	2006-10
Paul Pressey	2007-10
Stephen Silas	2002-03
Jan van Breda Kolff	2003-04
Elvis Valcarcel	2016-Present
Fred Vinson	2010-Present
Darrell Walker	2004-08
Phil Weber	2015-Present
Rob Werdann	2009-10

TEAM HISTORY

2014-15 ROSTER & STATS

RECORD: 45-37 HOME: 28-13
WEST: 29-23 ROAD: 17-24
EAST: 16-14 OVERTIME: 0-3
DIVISION: 8-8

Head Coach: Monty Williams, Notre Dame
Lead Assistant Coach: Randy Ayers, Miami (Ohio)
Assistant Coaches: Dave Hanners, North Carolina; Bryan Gates, Boise State; Fred Vinson, Georgia Tech
Trainer: Duane Brooks, Florida A&M

2014-15 Final Statistics

Player	G	GS	MIN	FG	FGA	PCT	3FG	3FGA	PCT	FT	FTA	PCT	OFF	DEF	TOT	AST	PF	DQ	STL	TO	BLK	PTS	AVG
Anthony Davis	68	68	2455	642	1199	.535	1	12	.083	371	461	.805	173	523	696	149	141	0	100	95	200	1656	24.4
Tyreke Evans	76	76	2690	521	1165	.447	69	227	.304	202	291	.694	82	334	416	521	198	3	100	246	37	1313	16.6
Jrue Holiday	40	37	1303	238	534	.446	51	135	.378	65	76	.855	32	103	135	274	110	1	63	91	23	592	14.8
Ryan Anderson	61	5	1675	291	729	.399	122	359	.340	129	151	.854	108	187	295	55	113	1	33	62	20	833	13.7
Eric Gordon	61	60	2018	285	694	.411	141	315	.448	107	133	.805	28	131	159	229	145	0	50	122	14	818	13.4
Norris Cole (NO)	28	2	683	112	252	.444	28	74	.378	26	35	.743	1	50	51	90	49	1	15	41	7	278	9.9
Omer Asik	76	76	1982	213	412	.517	0	0	---	131	225	.582	244	504	748	72	144	0	29	95	54	557	7.3
Quincy Pondexter (NO)	45	28	1253	140	312	.449	74	171	.433	50	66	.758	33	105	138	66	103	0	14	41	19	404	9.0
Austin Rivers	35	3	772	86	222	.387	14	50	.280	53	71	.746	12	56	68	87	65	0	18	30	7	239	6.8
Alexis Ajinxa	68	8	957	181	329	.550	0	0	---	81	99	.818	104	211	315	47	151	0	21	69	51	443	6.5
Dante Cunningham	67	27	1652	155	339	.457	1	10	.100	29	47	.617	70	186	256	50	101	0	46	35	37	340	5.2
Toney Douglas	12	0	177	19	51	.373	5	18	.278	8	13	.615	2	20	22	24	20	0	11	10	4	51	4.3
Luke Babbitt	63	19	830	92	192	.479	59	115	.513	13	19	.684	12	99	111	24	63	0	17	26	11	256	4.1
Jimmer Fredette	50	0	509	63	166	.380	9	48	.188	43	45	.956	8	32	40	58	43	0	15	33	2	178	3.6
Elliott Williams (NO)	8	0	77	8	24	.333	3	11	.273	0	2	.000	0	5	5	8	11	0	2	0	0	19	2.4
Jeff Withey	37	0	259	32	64	.500	0	0	---	34	50	.680	23	41	64	11	26	0	4	12	18	98	2.6
John Salmons	21	0	270	16	48	.333	8	26	.308	2	4	.500	4	17	21	13	25	0	9	5	4	42	2.0
Nate Wolters (NO)	10	0	105	8	26	.308	0	2	.000	1	2	.500	6	12	18	11	7	0	3	10	2	17	1.7
Gal Mekel (NO)	4	0	43	3	20	.150	0	3	.000	0	0	---	0	1	1	13	1	0	2	2	0	6	1.5
Russ Smith	6	0	29	2	10	.200	1	6	.167	0	0	---	0	3	3	2	6	0	0	7	0	5	0.8
Darius Miller	5	1	43	1	7	.143	0	1	.000	0	0	---	0	1	2	8	0	1	1	0	2	0.4	
PELICANS	82	--	19780	3108	6795	.457	586	1583	.370	1345	1790	.751	942	2621	3563	1806	1560	6	553	1087	510	8147	99.4
OPPONENTS	82	--	19780	3108	6814	.456	537	1605	.335	1329	1751	.759	870	2537	3407	1700	1533	4	555	1003	475	8082	98.6

Game-by-Game

* - overtime

Date	H/A	W/L	Opp	NOP/Opp	Record	Date	H/A	W/L	Opp	NOP/Opp	Record
10/28	H	W	ORL	101-84	1-0	1/7	A	L	CHA	94-98	17-18
11/1	H	L	DAL	104-109	1-1	1/9	H	W	MEM	106-95	18-18
11/3	A	L	MEM	81-93	1-2	1/12	A	L	BOS	100-108	18-19
11/4	H	W	CHA	100-91	2-2	1/14	A	W	DET	105-94	19-19
11/8	A	W	SAS	100-99	3-2	1/16	A	L	PHI	81-96	19-20
11/10	A	L	CLE	111-118	3-3	1/18	A	W	TOR	95-93	20-20
11/12	H	W	LAL	109-102	4-3	1/19	A	L	NYK	92-99	20-21
11/14	H	W	MIN	133-101	5-3	1/21	H	W	LAL	96-80	21-21
11/17	A	L	POR	93-102	5-4	1/23	A	W	MIN	92-84	22-21
11/18	A	W	SAC	106-100	6-4	1/25	H	W	DAL	109-106	23-21
11/21	A	L	DEN	97-117	6-5	1/26	H	W	PHI	99-74	24-21
11/22	A	W	UTA	106-94	7-5	1/28	H	L	DEN	85-93	24-22
11/25	H	L	SEC	89-99	7-6	1/30	H	W	LAC	108-103	25-22
11/28	A	L	ATL	91-100	7-7	2/2	H	W	ATL	115-100	26-22
11/29	A	L	WAS	80-83	7-8	2/4	H	L	OKC	91-102	26-23
12/2	H	W	OKC	112-104	8-8	2/6	A	W	OKC	116-113	27-23
12/4	A	L	GSW	85-112	8-9	2/7	H	L	CHI	72-107	27-24
12/6	A	L	LAC	100-120	8-10	2/9	H	L	UTA	96-100	27-25
12/7	A	W	LAL	104-87	9-10	2/11	H	L	IND	93-106	27-26
12/9	H	W	NYK	104-93	10-10	2/20	A	L	ORL	84-95	27-27
12/10	A	L	DAL	107-112	10-11	2/21	A	W	MIA	105-91	28-27
12/12	H	W	CLE	119-114	11-11	2/23	H	W	TOR	100-97	29-27
12/14	H	L	GSW	122-128*	11-12	2/25	H	W	BKN	102-96	30-27
12/16	H	W	UTA	119-111	12-12	2/27	H	W	MIA	104-102	31-27
12/18	A	W	HOU	99-90	13-12	3/1	A	W	DEN	99-92	32-27
12/20	H	L	POR	88-114	13-13	3/2	A	L	DAL	93-102	32-28
12/21	A	W	OKC	101-99	14-13	3/4	H	W	DET	88-85	33-28
12/23	A	L	IND	84-96	14-14	3/6	H	L	BOS	98-104	33-29
12/26	H	W	SAS	97-90	15-14	3/7	H	W	MEM	95-89	34-29
12/27	A	L	CHI	100-107	15-15	3/9	A	W	MIL	114-103	35-29
12/30	H	W	PHX	110-106	16-15	3/10	A	W	BKN	111-91	36-29
12/31	A	L	SAS	93-95*	16-16	3/15	H	L	DEN	111-118*	36-30
1/2	H	W	HOU	111-83	17-16	3/17	H	W	MIL	85-84	37-30
1/5	H	L	WAS	85-92	17-17	3/19	A	L	PHX	72-74	37-31

TEAM HISTORY

2013-14 ROSTER & STATS

RECORD: 34-48 HOME: 22-19
WEST: 15-37 ROAD: 12-29
EAST: 19-11 OVERTIME: 5-0
DIVISION: 4-12

Head Coach: Monty Williams, Notre Dame
Lead Assistant Coach: Randy Ayers, Miami (Ohio)
Assistant Coaches: Dave Hanners, North Carolina; Bryan Gates, Boise State; Fred Vinson, Georgia Tech
Trainer: Jon Ishop, Texas

2013-14 Final Statistics

Player	G	GS	MIN	FG	FGA	PCT	3FG	3FGA	PCT	FT	FTA	PCT	OFF	DEF	TOT	AST	PF	DQ	STL	TO	BLK	PTS	AVG
Anthony Davis	67	66	2358	522	1005	.519	2	9	.222	348	440	.791	207	466	673	105	200	1	89	109	189	1394	20.8
Ryan Anderson	22	14	795	155	354	.438	67	164	.409	59	62	.952	66	76	142	17	47	0	10	20	7	436	19.8
Eric Gordon	64	64	2058	356	817	.436	101	258	.391	175	223	.785	30	135	165	208	114	2	74	134	12	988	15.4
Tyreke Evans	72	22	2028	391	897	.436	21	95	.221	239	310	.771	76	265	341	363	155	0	84	175	21	1042	14.5
Jrue Holiday	34	34	1144	203	454	.447	30	77	.390	51	63	.810	28	114	142	268	92	0	56	105	12	487	14.3
Jason Smith	31	27	831	131	282	.465	0	0	---	39	50	.780	51	130	181	29	100	3	11	28	29	301	9.7
Brian Roberts	72	42	1667	244	581	.420	64	178	.360	125	133	.940	17	119	136	234	132	2	43	95	7	677	9.4
Anthony Morrow	76	9	1426	238	520	.458	88	195	.451	72	87	.828	29	111	140	59	102	0	38	51	12	636	8.4
Austin Rivers	69	4	1339	192	474	.405	36	99	.364	110	173	.636	26	103	129	160	134	0	45	77	9	530	7.7
Al-Farouq Aminu	80	65	2046	234	494	.474	13	48	.271	91	137	.664	129	367	496	114	147	1	82	88	38	572	7.2
Luke Babbitt	27	2	474	60	154	.390	36	95	.379	14	18	.778	18	70	88	29	52	0	7	15	11	170	6.3
Alexis Ajinxa	56	30	951	136	249	.546	0	1	.000	56	67	.836	94	183	277	40	187	3	23	63	46	328	5.9
James Southerland	3	0	28	5	12	.417	3	5	.600	1	2	.500	0	8	8	0	3	0	1	1	2	14	4.7
Darius Miller	45	7	723	73	166	.440	25	77	.325	29	36	.806	9	43	52	43	88	0	24	22	9	200	4.4
Jeff Withey	58	4	685	69	129	.535	0	1	.000	52	73	.712	49	101	150	26	73	0	15	20	50	190	3.3
Melvin Ely	2	0	28	3	6	.500	0	0	---	0	0	.000	0	1	1	0	5	0	0	0	1	6	3.0
Greg Stiemsma	55	20	1007	70	122	.574	0	1	.000	19	32	.594	72	154	226	36	169	3	35	44	57	159	2.9
Lou Amundson	18	0	184	16	32	.500	0	0	---	6	24	.250	28	27	55	6	49	2	9	14	11	38	2.1
Lance Thomas	5	0	43	2	9	.222	0	0	---	2	4	.500	2	5	7	3	4	0	0	2	0	6	1.2
Anirze Onuaku	3	0	26	1	4	.250	0	0	---	1	2	.500	2	5	7	3	3	0	0	1	0	3	1.0
Josh Chidress	4	0	24	0	0	.000	0	0	---	0	0	.000	0	3	3	2	1	0	1	1	0	0	0.0
PELICANS	82	--	19855	3101	6761	.459	468	1303	.373	1489	1936	.769	883	2488	4440	1745	1876	17	647	1129	523	8177	98.7
OPPONENTS	82	--	19855	3056	6567	.465	462	1827	.357	1637	2176	.752	881	2538	4114	1848	1664	7	577	1185	504	8399	102.7

TEAM HISTORY

2012-13 ROSTER & STATS

RECORD: 27-55 HOME: 16-25
WEST: 15-37 ROAD: 11-30
EAST: 12-18 OVERTIME: 1-3
DIVISION: 3-11

Head Coach: Monty Williams, Notre Dame
Lead Assistant Coach: Randy Ayers, Miami (Ohio)
Assistant Coaches: Dave Hanners, North Carolina; Bryan Gates, Boise State; Fred Vinson, Georgia Tech
Trainer: Jon Ishop, Texas

2012-13 Final Statistics

Player	G	GS	MIN	FG	FGA	PCT	3FG	3FGA	PCT	FT	FTA	PCT	OFF	DEF	TOT	AST	PF	DQ	STL	TO	BLK	PTS	AVG
Eric Gordon	42	40	1264	235	584	.402	56	173	.324	187	222	.842	10	67	77	137	75	1	45	117	8	713	17.0
Ryan Anderson	81	22	2503	472	1115	.423	213	557	.382	152	180	.844	191	328	519	97	179	2	42	97	31	1309	16.2
Greivis Vasquez	78	78	2685	438	1012	.433	83	243	.342	124	154	.805	43	294	337	704	190	0	66	247	6	1083	13.9
Anthony Davis	64	60	1846	349	676	.516	0	6	.000	169	225	.751	165	357	522	63	158	0	75	89	112	867	13.5
Robin Lopez	82	82	2136	384	719	.534	0	0	---	161	207	.778	226	236	462	64	167	1	32	110	128	929	11.3
Jason Smith	51	0	876	167	341	.490	0	4	.000	86	102	.843	64	122	186	34	123	0	15	55	45	420	8.2
Al-Farouq Aminu	76	71	2066	225	474	.475	4	19	.211	101	137	.737	139	446	585	103	153	0	92	116	51	555	7.3
Brian Roberts	78	5	1324	213	511	.417	59	153	.386	70	77	.909	17	80	97	219	108	0	37	71	3	555	7.1
Austin Rivers	61	26	1418	145	390	.372	28	86	.326	59	108	.546	16	93	109	127	122	0	26	74	9	377	6.2
Roger Mason	69	13	1219	132	305	.433	66	159	.415	39	43	.907	11	121	132	74	104	0	26	51	11	369	5.3
Hakim Warrick	1	0	7	1	2	.500	0	0	---	2	2	1.000	0	0	0	0	0	0	1	0	0	4	4.0
Xavier Henry	50	2	625	66	161	.410	4	11	.364	58	92	.630	21	69	90	13	72	0	16	31	5	194	3.9
Donald Sloan (NO)	3	0	6	0	0	---	0	0	---	0	0	---	0	0	0	0	0	0	0	1	0	0	0.0
Lance Thomas	59	9	646	53	106	.500	0	0	---	43	59	.729	44	71	115	17	78	0	11	14	7	149	2.5
Darius Rivers	52	2	694	44	108	.407	22	56	.393	8	8	1.000	8	70	78	44	89	0	17	23	12	118	2.3
Dom McGuire	9	0	145	9	21	.429	0	0	---	1	2	.500	7	21	28	9	13	0	8	5	3	19	2.1
Henry Sims	2	0	5	2	3	.667	0	0	---	0	0	---	2	0	2	0	1	0	0	1	0	4	2.0
Lou Amundson (NO)	18	0	209	18	42	.429	0	0	---	8	16	.500	24	34	58	8	27	0	9	8	6	44	2.4
Tennel Harris (NO)	13	0	108	2	19	.105	0	7	.000	1	2	.500	0	17	17	7	14	0	2	13	3	5	0.4
NEW ORLEANS	82	--	19780	2955	6589	.448	535	1474	.363	1269	1636	.776	988	2426	3414	1721	1673	4	520	1193	440	7714	94.1
OPPONENTS	82	--	19780	3030	6435	.471	632	1688	.374	1339	1764	.759	835	2391	3226	1915	1534	6	648	1086	492	8031	97.9

Game-by-Game

Date	H/A	W/L	Opp	NOH/Opp	Record	Date	H/A	W/L	Opp	NOH/Opp	Record	Date	H/A	W/L	Opp	NOH/Opp	Record
10/31	H	L	SAS	95-99	0-1	1/9	H	W	HOU	88-79	10-25	3/20	H	W	BOS	87-86	23-46
11/2	H	W	UTA	88-86	1-1	1/11	H	W	MIN	104-92	11-25	3/22	H	W	MEM	90-83	24-46
11/3	A	W	CHI	89-82	2-1	1/13	A	L	NYK	87-100	11-26	3/25	H	W	DEN	110-86	25-46
11/7	H	L	PHI	62-77	2-2	1/15	A	W	PHI	111-99	12-26	3/27	H	L	LAC	91-105	25-47
11/9	H	W	CHA	107-99	3-2	1/16	A	W	BOS	90-78	13-26	3/29	H	L	MIA	89-108	25-48
11/14	A	L	HOU	96-100	3-3	1/19	H	L	GSW	112-116	13-27	3/31	H	W	CLE	112-92	26-48
11/16	H	L	OKC	95-110	3-4	1/21	H	W	SAC	114-105	14-27	4/3	A	L	GSW	88-98	26-49
11/17	A	L	MIL	113-117	3-5	1/23	A	L	SAS	102-106	14-28	4/5	A	L	UTA	83-95	26-50
11/20	H	L	NYK	80-102	3-6	1/25	H	L	HOU	82-100	14-29	4/7	A	W	PHX	95-92	27-50
11/21	A	L	IND	107-115*	3-7	1/27	A	W	MEM	91-83	15-29	4/9	A	L	LAL	96-104	27-51
11/23	A	L	PHX	108-111*	3-8	1/29	A	L	LAL	106-11	15-30	4/10	A	L	SAC	110-121	27-52
11/25	A	L	DEN	84-102	3-9	1/30	A	L	UTA	99-104	15-31	4/12	H	L	LAC	93-96	27-53
11/26	A	W	LAC	105-98	4-9	2/1	A	L	DEN	98-113	15-32	4/14	H	L	DAL	89-107	27-54
11/28	H	L	UTA	84-96	4-10	2/2	A	L	MIN	86-115	15-33	4/17	A	L	DAL	87-99	27-55
12/1	H	L	OKC	79-100	4-11	2/6	H	W	PHX	93-84	16-33						
12/3	H	W	MIL	102-81	5-11	2/8	A	W	ATL	111-100	17-33						
12/5	H	L	LAL	103-87	5-12	2/10	A	L	TOR	89-102	17-34						
12/7	H	L	MEM	89-96	5-13	2/11	A	W	DET	105-86	18-34						
12/8	A	L	MIA	90-106	5-14	2/13	H	W	POR	99-93	19-34						
12/11	H	L	WAS	77-70	5-15	2/19	H	L	CHI	87-96	19-35						
12/12	A	L	OKC	88-92	5-16	2/20	A	L	CLE	100-105	19-36						
12/14	H	L	MIN	102-113	5-17	2/22	H	L	DAL	100-104	19-37						
12/16	A	L	POR	94-95	5-18	2/24	H	W	SAC	110-95	20-37						
12/18	A	L	GSW	96-103	5-19	2/26	H	L	BKN	97-101	20-38						
12/19	A	L	LAC	77-93	5-20	2/27	A	L	OKC	74-119	20-39						
12/21	A	L	SAS	94-99	5-21	3/1	H	W	DET	100-95	21-39						
12/22	H	L	IND	75-81	5-22	3/4	H	L	ORL	101-105	21-40						
12/26	A	W	ORL	97-94	6-22	3/6	H	L	LAL	102-108	21-41						
12/28	H	L	TOR	97-104*	6-23	3/9	A	L	MEM	85-96	21-42						
12/29	A	W	CHA	98-95	7-23	3/10	H	W	POR	98-96	22-42						
1/1	H	L	ATL	86-95	7-24	3/12	A	L	BKN	98-108	22-43						
1/2	A	L	HOU	92-104	7-25	3/15	A	L	WAS	87-96	22-44						
1/5	A	W	DAL	99-96*	8-25	3/17	A	L	MIN	95-97	22-45						
1/7	H	W	SAS	95-88	9-25	3/18	H	L	GSW	72-93	22-46						

TEAM HISTORY

2011-12 STATISTICS

RECORD: 21-45 HOME: 11-22
WEST: 14-34 ROAD: 10-23
EAST: 7-11 OVERTIME: 1-3
DIVISION: 3-11

Head Coach: Monty Williams, Notre Dame
Lead Assistant Coach: Randy Ayers, Miami (Ohio)
Assistant Coaches: James Borrego, San Diego; Dave Hanners, North Carolina; Bryan Gates, Boise State; Fred Vinson, Georgia Tech
Trainer: Jon Ishop, Texas

2011-12 Final Statistics

Player	G	GS	MIN	FG	FGA	PCT	3FG	3FGA	PCT	FT	FTA	PCT	OFF	DEF	TOT	AST	PF	DQ	STL	TO	BLK	PTS	AVG
Eric Gordon	9	9	310	63	140	.450	10	40	.250	49	65	.754	2	23	25	31	20	0	13	24	4	185	20.6
Jerrett Jack	45	39	1530	266	583	.456	39	112	.348	129	148	.872	23	153	176	285	93	0	31	106	9	700	15.6
Chris Kaman	47	33	1372	266	597	.446	0	0	—	84	107	.785	89	275	364	101	106	0	25	129	77	616	13.1
Carl Landry	41	8	999	182	362	.503	0	3	.000	147	184	.799	78	136	214	38	89	0	13	64	12	511	12.5
Marco Belinelli	66	55	1966	286	686	.417	107	284	.377	101	129	.783	19	153	172	101	115	1	48	69	5	444	10.8
Trevor Ariza	41	41	1350	168	403	.417	29	67	.333	79	102	.775	41	174	215	135	73	0	69	76	25	444	10.8
Jason Smith	40	29	947	181	348	.520	1	9	.111	33	47	.702	72	124	196	34	102	0	21	40	41	396	9.9
Emeka Okafor	27	27	781	114	214	.533	0	0	—	38	74	.514	70	143	213	24	73	0	16	37	26	266	9.9
Greivis Vasquez	66	26	1706	225	523	.430	43	135	.319	96	117	.821	23	150	173	359	126	1	60	148	8	589	8.9
Jerome Dyson	9	1	180	19	48	.396	1	8	.125	28	36	.778	2	17	19	18	19	0	11	20	2	67	7.4
Al-Farouq Aminu	66	21	1477	150	365	.411	13	47	.277	86	114	.754	95	213	308	66	136	1	59	91	34	399	6.0
Gustavo Ayon	54	24	1088	140	261	.536	0	1	.000	39	63	.619	86	179	265	74	118	2	53	46	46	319	5.9
Xavier Henry (NO)	45	0	759	90	228	.395	7	17	.412	52	85	.612	24	82	106	35	59	0	26	35	8	239	5.3
Darryl Watkins	5	0	98	7	14	.500	0	0	—	9	18	.500	8	19	27	3	14	0	5	8	4	23	4.6
Dajuan Summers	15	6	209	28	65	.431	5	16	.313	7	9	.778	8	15	23	10	31	1	7	8	0	68	4.5
Donald Sloan	3	0	41	5	14	.357	0	2	.000	2	4	.500	2	1	3	8	2	0	2	5	0	12	4.0
Lance Thomas	42	10	630	57	126	.452	0	1	.000	52	62	.839	49	77	126	12	78	0	10	24	7	166	4.0
Solomon Jones(NO)	11	1	196	23	53	.434	0	1	.000	15	18	.833	21	20	41	7	31	1	5	13	6	61	5.5
Cardell Johnson	15	0	119	11	35	.314	4	15	.267	1	3	.333	1	9	9	22	11	0	8	7	1	23	1.3
Chris Johnson(NO)	7	0	82	9	18	.500	0	0	—	5	7	.714	7	15	22	1	13	0	5	8	1	27	3.3
Trey Johnson	11	0	61	8	14	.571	0	0	—	5	5	1.000	3	9	12	4	10	1	5	0	21	19	1.9
Jeff Foote	4	0	39	2	6	.333	0	0	—	0	0	—	1	5	6	0	5	0	0	2	1	4	1.0
NEW ORLEANS	66	—	15940	2300	5108	.441	258	777	.333	1057	1397	.757	724	1991	2715	1368	1324	7	488	1024	316	5916	89.6
OPPONENTS	66	—	15940	2300	5108	.444	258	777	.333	1129	1487	.759	731	1991	2841	1373	1235	4	523	915	380	6164	93.4

TEAM HISTORY

2010-11 STATISTICS

RECORD: 46-36 HOME: 28-13
WEST: 27-25 ROAD: 18-23
EAST: 19-11 OVERTIME: 4-2
DIVISION: 9-7

Head Coach: Monty Williams, Notre Dame
Lead Assistant Coach: Michael Malone, Loyola (MD)
Assistant Coaches: Randy Ayers, Miami (Ohio); James Borrego, San Diego; Bryan Gates, Boise State;
Fred Vinson, Georgia Tech
Trainer: Jon Ishop, Texas

2010-11 Final Statistics

Player	G	GS	MIN	FG	FGA	PCT	3FG	3FGA	PCT	FT	FTA	PCT	OFF	DEF	TOT	AST	PF	DQ	STL	TO	BLK	PTS	AVG
David West	70	70	2451	528	1040	.508	2	9	.222	264	327	.807	155	374	529	164	202	1	67	142	62	1322	18.9
Chris Paul	80	80	2880	430	928	.463	71	183	.388	337	384	.878	38	289	327	782	196	0	188	177	5	1268	15.8
Carl Landry (NO)	23	10	602	107	203	.527	0	1	.000	58	73	.795	38	56	94	13	71	1	10	27	12	272	11.8
Trevor Ariza	75	75	2600	303	762	.398	82	271	.303	138	197	.701	61	347	408	162	180	0	120	118	31	826	11.0
Marco Belinelli	80	69	1957	302	691	.437	134	324	.414	98	125	.784	17	134	151	92	146	0	38	77	6	836	10.4
Emeka Okafor	72	72	2287	300	524	.573	0	1	.000	145	258	.562	230	454	684	42	230	4	40	119	127	745	10.3
Willie Green	77	13	1674	270	609	.443	54	155	.348	78	100	.780	22	139	161	74	143	0	36	67	13	672	8.7
Jarrett Jack (NO)	70	2	1375	212	515	.412	29	84	.345	142	168	.845	14	117	131	183	77	0	40	76	6	595	8.5
Marcus Thornton	46	0	745	137	334	.410	35	93	.376	50	66	.758	25	106	131	43	50	0	19	37	4	359	7.8
Peja Stojakovic	6	0	89	14	33	.424	11	25	.440	6	7	.875	0	6	6	6	2	0	2	4	0	45	7.5
Jerryd Bayless	11	0	149	17	49	.347	3	14	.214	13	17	.765	2	13	15	28	16	0	2	17	1	50	4.5
Jason Smith	77	6	1102	136	307	.443	0	2	.000	59	70	.843	89	152	241	36	150	0	26	53	32	331	4.3
Aaron Gray	41	6	531	56	99	.566	0	0	--	17	34	.500	59	112	171	16	96	2	11	32	12	129	3.1
Quincy Pondexter	66	6	734	73	180	.406	18	50	.360	24	34	.706	23	65	88	28	63	0	17	16	10	188	2.8
David Andersen (NO)	29	0	223	33	74	.446	5	13	.385	7	15	.467	12	38	50	6	29	0	2	14	6	78	2.7
Dieder Ilunga-Mbenga	41	0	330	23	49	.469	0	0	--	13	18	.722	35	51	86	6	52	0	6	21	27	59	1.4
Sasha Pavlovic	4	1	50	2	11	.182	0	5	.000	0	0	--	0	6	6	6	4	0	0	1	4	4	1.0
Patrick Ewing Jr.	7	0	19	0	5	.000	0	2	.000	3	4	.750	1	1	2	2	1	0	0	1	1	3	0.4
Poppi Mensah-Bonsu*	0	35	1	3	.333	0	0	--	0	0	0	--	3	8	2	11	0	0	2	0	2	0	0.3
NEW ORLEANS	82	--	19830	2944	6416	.459	444	1232	.360	1452	1897	.765	824	2468	3914	1691	1719	8	624	1069	359	7784	94.9
OPPONENTS	82	--	19830	2882	6306	.457	557	1562	.357	1390	1805	.770	769	2457	3842	1739	1674	5	497	1192	396	7711	94.0

Game-by-Game

Date	H/A	W/L	Opp	NOH/Opp	Record	Date	H/A	W/L	Opp	NOH/Opp	Record	Date	H/A	W/L	Opp	NOH/Opp	Record
10/27	H	W	MIL	95-91	1-0	12/20	A	L	IND	93-94	16-12	2/11	A	W	ORL	99-93	33-22
10/29	H	W	DEN	101-95	2-0	12/22	H	W	NJN	105-91	17-12	2/12	H	L	CHI	88-97	33-23
10/30	A	W	SAS	99-90	3-0	12/26	H	W	ATL	93-86	18-12	2/15	A	L	GSW	89-102	33-24
11/3	A	W	HOU	107-99	4-0	12/27	A	L	MIN	98-113	18-13	2/16	A	L	POR	96-103	33-25
11/05	H	W	MIA	96-93	5-0	12/29	H	L	LAL	88-103*	18-14	2/23	H	W	LAC	98-87	34-25
11/6	A	W	MIL	87-81	6-0	12/31	A	W	BOS	83-81	19-14	2/25	A	W	MIN	95-81	35-25
11/9	H	W	LAC	101-82	7-0	1/1	A	W	WAS	92-81	20-14	2/27	H	L	HOU	89-91	35-26
11/13	H	W	POR	107-87	8-0	1/3	H	W	PHI	84-77	21-14	3/1	A	L	TOR	90-96	35-27
11/15	A	L	DAL	95-98	8-1	1/5	H	L	GSW	103-110	21-15	3/2	A	L	NYK	88-107	35-28
11/17	H	W	DAL	99-97	9-1	1/7	A	L	LAC	101-97	21-16	3/4	A	W	MEM	98-91	36-28
11/19	H	W	CLE	108-101	10-1	1/9	A	W	DEN	96-87	22-16	3/6	A	W	CLE	96-81	37-28
11/21	A	W	SAC	75-71	11-1	1/12	H	W	ORL	92-89	23-16	3/7	A	L	CHI	77-85	37-29
11/22	A	L	LAC	99-95	11-2	1/14	A	W	HOU	110-105*	24-16	3/9	H	W	DAL	93-92	38-29
11/24	A	L	UTA	87-105	11-3	1/15	A	W	CHA	88-81	25-16	3/12	H	W	SAC	115-103	39-29
11/26	A	W	POR	97-78	12-3	1/17	H	W	TOR	85-81	26-16	3/14	H	L	DEN	103-114	39-30
11/28	H	L	SAS	95-109	12-4	1/19	H	W	MEM	103-102*	27-16	3/16	H	W	PHO	100-95	40-30
11/29	A	L	OKC	89-95	12-5	1/21	A	W	ATL	100-59*	28-16	3/19	H	L	BOS	85-89	40-31
12/1	H	W	CHA	89-73	13-5	1/22	H	W	SAS	96-72	29-16	3/24	A	W	UTH	121-117*	41-31
12/3	H	L	NYK	92-100	13-6	1/24	H	W	OKC	91-89	30-16	3/25	A	W	PHO	106-100	42-31
12/5	A	L	SAS	84-109	13-7	1/26	A	W	GSW	112-103	31-16	3/27	A	L	LAL	84-102	42-32
12/8	H	W	DET	93-74	14-7	1/29	A	L	SAC	96-102	31-17	3/30	H	W	POR	95-91	43-32
12/10	H	L	OKC	92-97	14-8	1/30	A	L	PHO	102-104	31-18	4/1	H	L	MEM	81-93	43-33
12/12	A	L	PHI	70-88	14-9	2/1	H	W	WAS	97-89	32-18	4/3	H	W	IND	108-96	44-33
12/13	A	L	MIA	96-84	14-10	2/2	A	L	OKC	93-104	32-19	4/6	H	W	HOU	101-93	45-33
12/15	H	W	SAC	94-91	15-10	2/5	H	L	LAL	95-101	32-20	4/8	H	W	PHO	109-97	46-33
12/17	H	W	UTH	100-71	16-10	2/7	H	L	MIN	92-104	32-21	4/10	A	L	MEM	89-111	46-34
12/19	A	L	DET	108-111	16-11	2/9	A	L	NJN	101-103*	32-22	4/11	H	L	UTH	78-90	46-35
												4/13	A	L	DAL	89-121	46-36

TEAM HISTORY

2009-10 ROSTER & STATS

RECORD: 37-45 HOME: 24-17
WEST: 26-26 ROAD: 13-28
EAST: 11-19 OVERTIME: 3-3
DIVISION: 7-9

Head Coach: Jeff Bower, St. Francis College (PA)
Assistant Coaches: Paul Pressey, Tulsa; Charlie Parker, Findlay (Ohio); Rob Werdann, St. John's; Robert Pack, Southern California
Trainer: Terry Kofler, Xavier

2009-10 Final Statistics

Player	G	GS	MIN	FG	FGA	PCT	3FG	3FGA	PCT	FT	FTA	PCT	OFF	DEF	TOT	AST	PF	DQ	STL	TO	BLK	PTS	AVG
David West	81	81	2949	619	1226	.505	7	27	.259	296	342	.865	164	441	605	239	233	0	76	173	60	1541	19.0
Chris Paul	45	45	1712	314	637	.493	52	127	.409	161	190	.847	20	171	191	480	118	2	96	112	8	841	18.7
Marcus Thornton	73	17	1872	398	883	.451	117	313	.374	144	177	.814	72	139	211	114	127	0	58	76	11	1057	14.5
Peja Stojakovic	62	55	1947	278	688	.404	132	352	.375	96	107	.897	39	188	227	92	83	0	48	56	5	784	12.6
Darren Collison	76	37	2109	376	789	.477	46	115	.400	148	174	.851	41	151	192	432	92	0	78	202	4	946	12.4
Emeka Okafor	82	82	2370	348	656	.530	0	0	--	154	274	.562	251	491	742	55	218	1	54	111	127	850	10.4
Darin Brown	39	37	967	128	325	.394	54	147	.367	69	86	.802	27	82	109	58	62	0	30	57	5	379	9.7
Darius Songaila	75	1	1410	241	488	.494	1	6	.167	60	74	.811	59	173	232	70	206	1	62	81	14	543	7.2
Morris Peterson	46	39	973	116	301	.385	62	171	.363	33	54	.611	17	109	126	41	81	0	25	27	5	327	7.1
Bobby Brown	22	0	328	60	152	.395	17	66	.258	8	8	1.000	1	17	18	46	28	0	9	24	1	145	6.6
James Posey	77	2	1731	126	345	.365	81	242	.335	66	80	.825	32	297	329	117	204	1	42	51	19	399	5.2
Julian Wright	68	14	871	116	232	.500	2	6	.333	25	41	.610	58	86	144	41	45	0	29	44	18	259	3.8
Aaron Gray (NO)	24	0	261	34	61	.557	0	0	--	18	21	.857	40	50	90	20	44	0	9	17	11	86	3.6
Hilton Armstrong	18	0	239	19	50	.380	0	0	--	13	28	.464	17	44	61	16	44	1	8	13	8	51	2.8
Sean Marks	14	0	75	4	8	.500	0	0	--	2	5	.400	14	9	23	2	17	0	0	2	3	10	0.7
Jason Hart (NO)	4	0	17	1	1	1.000	0	0	--	0	0	--	0	2	2	5	4	0	1	3	1	2	0.5
NEW ORLEANS	82	--	19830	3178	6842	.464	571	1572	.363	1293	1661	.778	852	2450	3302	1828	1606	6	625	1103	300	8220	100.2
OPPONENTS	82	--	19830	3250	6730	.483	539	1517	.355	1383	1841	.751	870	2586	3456	1925	1597	10	574	1177	367	8422	102.7

Game-by-Game

Date	H/A	W/L	Opp	NOH/Opp	Record	Date	H/A	W/L	Opp
------	-----	-----	-----	---------	--------	------	-----	-----	-----

TEAM HISTORY

2008-09 ROSTER & STATS

RECORD: 49-33 HOME: 28-13
WEST: 20-22 ROAD: 21-20
EAST: 19-11 OVERTIME: 1-2
DIVISION: 9-7

Head Coach: Byron Scott, Arizona State
Assistant Coaches: Kenny Gattison, Old Dominion; Paul Pressey, Tulsa; Charlie Parker, Findlay
Trainer: Terry Kofler, Xavier

2008-09 Final Statistics

Player	G	GS	MIN	FG	FGA	PCT	3FG	3FGA	PCT	FT	FTA	PCT	OFF	DEF	TOT	AST	PF	DQ	STL	TO	BLK	PTS	AVG
Chris Paul	78	78	3002	631	1255	.503	64	176	.364	455	524	.868	69	363	432	861	212	1	216	231	10	1781	22.8
David West	76	76	2982	610	1292	.472	6	25	.240	367	415	.884	160	486	646	173	207	1	49	163	68	1593	21.0
Peja Stojakovic	61	59	2089	287	719	.399	145	384	.378	93	104	.894	44	220	264	75	101	1	52	51	3	812	13.3
Rasual Butler	82	74	2614	348	803	.433	140	359	.390	86	110	.782	49	222	271	75	159	1	51	59	61	922	11.2
James Posey	75	0	2140	216	524	.412	116	314	.369	120	146	.822	38	324	362	82	216	1	58	79	21	668	8.9
Tyson Chandler	45	45	1445	160	283	.565	0	0	--	77	133	.579	163	230	393	22	144	2	15	70	56	397	8.8
Devin Brown	63	5	869	111	313	.355	28	97	.289	78	100	.780	31	88	119	54	81	1	32	54	5	328	5.2
Hilton Armstrong	70	29	1092	138	246	.561	0	2	.000	62	98	.633	81	114	195	29	181	1	26	80	45	338	4.8
Morris Peterson	43	9	515	73	183	.399	33	85	.388	12	19	.632	13	71	84	16	51	0	15	15	2	191	4.4
Julian Wright	54	19	772	109	234	.466	2	21	.095	17	30	.567	46	106	152	43	49	0	35	43	19	237	4.4
Antonio Daniels (NO)	61	4	733	81	191	.424	17	49	.347	55	67	.821	5	50	55	130	41	0	19	49	1	234	3.8
Sean Marks	60	5	838	80	165	.485	2	10	.200	30	44	.682	62	125	187	14	121	0	7	35	33	192	3.2
Melvin Ely	31	4	373	37	95	.389	0	0	--	23	36	.639	30	34	64	18	58	0	2	23	9	97	3.1
Ryan Bowen	21	3	219	22	38	.579	0	0	--	3	5	.600	10	14	24	9	37	0	14	5	5	47	2.2
NEW ORLEANS	82	--	19755	2911	6366	.457	556	1526	.364	1479	1833	.807	802	2453	3255	1609	1665	9	593	1029	338	7857	95.8
OPPONENTS	82	--	19755	2851	6329	.450	575	1625	.354	1453	1879	.773	822	2459	3281	1649	1675	9	476	1089	290	7730	94.3

Game-by-Game

Date	H/A	W/L	Opp	NOK/Opp	Record	Date	H/A	W/L	Opp	NOK/Opp	Record	Date	H/A	W/L	Opp	NOK/Opp	Record
10/29	A	W	GSW	108-103	1-0	1/12	H	L	NYK	95-101	22-12	10/31	A	W	MEM	94-93	42-25
10/30	A	W	PHO	108-95	2-0	1/14	A	W	DAL	104-97	23-12	11/1	H	W	CLE	104-92	43-25
11/1	H	W	CLE	104-92	3-0	1/16	A	L	CLE	78-92	23-13	11/2	H	W	POR	113-93	44-25
11/5	H	L	ATL	79-87	3-1	1/17	A	W	DET	91-85	24-13	11/4	A	W	DEN	88-101	44-26
11/7	A	L	CHA	89-92	3-2	1/19	H	W	IND	103-100	25-13	11/6	A	W	LAL	118-104	45-27
11/8	H	W	MIA	100-89	4-2	1/21	H	W	NJN	102-92	26-13	11/7	A	L	POR	90-93	46-27
11/12	H	L	LAL	86-93	4-3	1/23	A	L	MIN	108-116	26-14	11/9	H	L	SAS	85-97	47-27
11/14	H	W	POR	88-82	5-3	1/26	H	W	PHI	101-86	27-14	11/11	A	W	PHI	93-72	5-2
11/15	A	L	HOU	86-91	5-4	1/28	H	W	DEN	94-81	28-14	11/12	A	W	NJN	84-82	6-2
11/19	H	L	SAC	96-105	5-5	1/30	H	L	GSW	87-91	28-15	11/14	H	W	PHI	95-76	7-2
11/21	A	W	OKC	105-80	6-5	1/31	A	L	SAS	93-106	28-16	11/16	A	W	MEM	120-118*	8-2
11/22	H	W	OKC	109-97	7-5	2/2	H	L	POR	89-97	28-17	11/17	A	W	MIN	100-82	9-2
11/24	A	W	LAC	99-87	8-5	2/4	H	L	CHI	93-107	28-18	11/19	H	L	ORL	88-95	9-3
11/27	A	W	DEN	105-101	9-5	2/6	H	W	TOR	101-92	29-18	11/21	H	L	IND	93-105	9-4
11/28	A	L	POR	86-101	9-6	2/8	H	W	MIN	101-97	30-18	11/23	A	L	UTA	71-99	9-5
12/3	H	W	PHO	104-91	10-6	2/9	A	L	MEM	80-85	30-19	11/24	A	W	LAC	98-89	10-5
12/6	H	W	MEM	106-87	11-6	2/11	H	L	BOS	77-89	30-20	11/26	H	L	MIN	94-103	10-6
12/10	H	W	CHA	105-89	12-6	2/17	A	W	OKC	100-98	31-20	11/30	A	W	ATL	92-86	11-6
12/12	A	L	BOS	82-94	12-7	2/18	H	W	ORL	117-85	32-20	12/1	H	W	DAL	112-108*	12-6
12/14	A	W	TOR	99-91	13-7	2/20	A	L	LAL	111-115*	32-21	12/5	H	L	DET	76-91	12-7
12/16	A	W	MEM	91-84	14-7	2/21	A	L	UTA	88-102	32-22	12/7	H	W	MEM	118-116*	13-7
12/17	H	W	SAS	90-83	15-7	2/23	A	W	SAC	112-105	33-22	12/9	H	W	SEA	91-88	14-7
12/20	H	W	SAC	99-90	16-7	2/25	H	W	DET	90-87	34-22	12/12	A	L	DEN	99-105	14-8
12/23	H	L	LAL	87-100	16-8	2/27	H	W	MIL	95-94	35-22	12/14	A	L	DAL	80-89	14-9
12/25	A	L	ORL	68-88	16-9	3/1	A	W	NJN	99-96	36-22	12/15	H	W	PHO	101-98	15-9
12/26	H	W	HOU	88-79	17-9	3/2	A	W	PHI	98-91	37-22	12/17	A	L	POR	76-88	15-10
12/28	A	W	IND	105-103	18-9	3/5	H	W	DAL	104-88	38-22	12/19	A	W	SEA	107-93	16-10
12/30	H	W	WAS	97-85	19-9	3/7	H	W	OKC	108-90	39-22	12/22	H	W	MIN	110-76	17-10
1/2	A	W	POR	92-77	20-9	3/9	A	L	ATL	79-89	39-23	12/26	A	W	MEM	116-98	18-10
1/3	A	L	DEN	100-105	20-10	3/11	A	W	WAS	109-98	40-23	12/28	A	W	CHA	99-85	19-10
1/6	A	W	LAL	116-105	21-10	3/13	A	W	MIL	95-86	41-23	12/29	H	W	CLE	86-76	20-10
1/7	A	L	UTA	90-116	21-11	3/14	A	L	CHI	79-97	41-24	12/31	H	L	TOR	92-97	20-11
1/9	H	W	LAC	107-80	22-11	3/16	H	L	HOU	84-95	41-25	1/2	A	W	LAC	95-81	21-11

TEAM HISTORY

2007-08 ROSTER & STATS

RECORD: 56-26 HOME: 30-11
WEST: 34-18 ROAD: 26-15
EAST: 22-8 OVERTIME: 4-0
DIVISION: 10-6

Head Coach: Byron Scott, Arizona State
Assistant Coaches: Darrell Walker, Arkansas; Kenny Gattison, Old Dominion; Paul Pressey, Tulsa;
Charlie Parker, Findlay
Trainer: Terry Kofler, Xavier

2007-08 Final Statistics

Player	G	GS	MIN	FG	FGA	PCT	3FG	3FGA	PCT	FT	FTA	PCT	OFF	DEF	TOT	AST	PF	DQ	STL	TO	BLK	PTS	AVG
Chris Paul	80	80	3006	630	1291	.488	92	249	.369	332	390	.851	62	259	321	925	185	0	217	201	4	1684	21.1
David West	76	76	2870	629	1305	.482	6	25	.240	300	353	.850	180	495	675	177	208	0	62	165	99	1564	20.6
Peja Stojakovic	77	77	2711	451	1026	.440	231	524	.441	130	140	.929	64	267	331	96	127	0	57	61	10	1263	16.4
Tyson Chandler	79	79	2783	377	605	.623	0	1	.000	175	295	.593	322	606	928	81	243	4	45	136	84	929	11.8
Bonzi Wells (NO)	22	0	438	77	157	.490	4	12	.333	35	53	.660	21	50	71	17	44	0	24	27	8	193	8.8
Jannero Pargo	80	5	1497	254	652	.390	65	186	.349	71	81	.877	26	104	130	192	123	0	50	93	5	644	8.1
Morris Peterson	76	76	1796	215	516	.417	113	287	.394	65	85	.765	36	170	206	67	125	0	47	41	7	608	8.0
Bobby Jackson	46	0	891	116	296	.392	53	144	.368	40	49	.819	23	87	110	76	59	0	32	3	325	7.1	
Mike James (NO)	21	0	183	22	64	.344	7	23	.304	6	6	1.000	3	14	17	6	12	0	4	7	0	57	2.7
Rasual Butler	51	8	875	91	260	.350	44	133	.331	26	31	.839	16	84	100	36	66	1	15	10	21	252	4.9
Julian Wright	57	1	640	90	169	.533	10	24	.417	33	52	.635	33	84	117	40	43	0	29	34	12	223	3.9
Melvin Ely	52	1	621	85	180	.472	0	0	--	32	58	.552	28	117	145	22	79	0	7	42	18	202	3.9
Hilton Armstrong	65	3	732	67	148	.453	0	0	--	44	70	.629	65	98	163	23	130	1	15	59	34	178	2.7
Marcus Vinicius	13	0	69	9	20	.450	5	12	.417	5	11	.455	1	7	8	2	4	0	1	3	1	28	2.2
Ryan Bowen	53	4	660	49	100	.490	0	1	.000	16	29	.552	55	45	100	25	77	0	32	15	11	114	2.2
Chris Andersen	5	0	34	2	7	.286	0	0	--	2	4	.500	2	7	9	0	6	0	0	1	4	6	1.2
NEW ORLEANS	82	--	19805	3164	6796	.466	630	1621	.389	1312	1707	.769	937	2494	3431	1785	1531	6	637	974	321	8270	100.9
OPPONENTS	82	--	19805	3038	6604	.460	544	1552	.351	1217	1579	.771	815	2533	3348	1719	1573	9	407	1136	331	7837	95.5

TEAM HISTORY

2006-07 ROSTER & STATS

RECORD: 39-43
WEST: 23-29
EAST: 16-14
DIVISION: 6-10

HOME: 24-17
ROAD: 15-26
OVERTIME: 7-0

Head Coach: Byron Scott, Arizona State
Assistant Coaches: Darrell Walker, Arkansas; Kenny Gattison, Old Dominion; David Miller, Springfield College
Trainer: Terry Kofler, Xavier

2006-07 Final Statistics

Player	G	GS	MIN	FG	FGA	PCT	3FG	3FGA	PCT	FT	FTA	PCT	OFF	DEF	TOT	AST	PF	DQ	STL	TO	BLK	PTS	AVG
David West	52	52	1900	377	792	.476	8	25	.320	187	227	.824	126	298	424	114	143	2	42	98	38	949	18.3
Peja Stojakovic	13	13	425	83	196	.423	34	84	.405	31	38	.816	11	43	54	11	29	0	8	19	4	231	17.8
Chris Paul	64	64	2353	381	871	.437	50	143	.350	292	357	.818	54	226	280	569	154	0	118	161	3	1104	17.3
Desmond Mason	75	75	2575	407	900	.452	0	0	—	214	323	.663	124	221	345	115	174	1	52	192	22	1028	13.7
Devin Brown	58	49	1662	233	555	.420	81	227	.357	123	155	.794	55	196	251	149	139	0	44	91	9	670	11.6
Bobby Jackson	56	2	1330	204	518	.394	54	165	.327	130	168	.774	42	136	178	141	98	0	50	78	6	592	10.6
Rasual Butler	81	38	2223	314	788	.398	134	363	.369	56	87	.644	42	214	256	63	148	0	40	67	54	818	10.1
Tyson Chandler	73	73	2525	292	468	.624	0	1	.000	106	201	.527	320	584	904	66	244	5	37	126	129	690	9.5
Jameno Pargo	82	7	1710	283	692	.409	81	209	.388	104	122	.852	20	160	180	203	121	0	53	122	4	751	9.2
Marc Jackson	56	25	1025	159	388	.410	0	1	.000	90	103	.874	62	130	192	58	89	0	21	65	7	408	7.3
Linton Johnson III	54	0	720	93	190	.489	10	30	.333	30	37	.811	52	111	163	18	101	0	33	27	18	226	4.2
Hilton Armstrong	56	5	634	68	125	.544	0	0	—	40	67	.597	58	91	149	10	79	0	12	35	26	176	3.1
Cedric Simmons	43	4	534	55	132	.417	0	0	—	16	33	.485	44	63	107	12	75	0	8	22	23	126	2.9
Brandon Bass	21	3	162	15	44	.341	0	1	.000	12	16	.750	13	30	43	3	16	0	2	10	3	42	2.0
Marcus Vinicius	13	0	103	7	15	.467	3	7	.429	5	7	.714	2	9	11	5	10	0	2	6	1	22	1.7
NEW ORLEANS	82	--	19880	2971	6674	.445	455	1256	.362	1436	1941	.740	1025	2512	3537	1537	1620	8	522	1187	347	7833	95.5
OPPONENTS	82	--	19880	3004	6579	.457	559	1575	.355	1395	1839	.759	853	2493	3346	1703	1733	8	554	1119	392	7962	97.1

Game-by-Game

* - overtime

Date	H/A	W/L	Opp	NOK/Opp	Record	Date	H/A	W/L	Opp	NOK/Opp	Record	Date	H/A	W/L	Opp	NOK/Opp	Record
11/1	A	W	BOS	91-87	1-0	1/8	H	L	LAC	90-100	12-22	3/19	H	W	BOS	106-88	30-37
11/3	A	W	IND	100-91	2-0	1/10	A	W	ATL	96-77	13-22	3/20	A	W	MEM	114-103	31-37
11/5	H	W	HOU	96-90	3-0	1/12	H	W	WAS	104-97	14-22	3/23	H	L	LAL	105-111	31-38
11/7	H	W	GSW	97-93	4-0	1/16	H	W	ORL	84-78*	15-22	3/25	H	W	HOU	106-94	32-38
11/9	A	L	GSW	116-121	4-1	1/19	A	L	SAS	86-99	15-23	3/27	H	L	DAL	89-105	32-39
11/10	A	L	POR	91-92	4-2	1/20	H	W	LAL	113-103	16-23	3/28	A	L	SAS	88-92	32-40
11/12	A	L	LAC	76-92	4-3	1/23	A	L	PHI	96-102	16-24	3/31	H	W	NYK	103-94*	33-40
11/14	H	W	CHA	94-85	5-3	1/24	A	L	TOR	88-90	16-25	4/3	A	W	MIL	119-101	34-40
11/15	A	W	DET	100-99	6-3	1/26	H	W	SAC	88-84	17-25	4/4	H	W	SEA	101-92*	35-40
11/18	A	W	MIN	99-96	7-3	1/27	H	W	UTA	94-83	18-25	4/6	H	L	PHX	95-103	35-41
11/21	H	W	MIA	101-86	8-3	1/29	H	W	POR	103-91	19-25	4/7	A	W	MIN	96-94	36-41
11/22	A	L	PHX	83-92	8-4	1/31	H	L	PHI	78-89	19-26	4/10	H	W	LAC	103-100*	37-41
11/24	H	L	MIN	79-86	8-5	2/2	H	W	MIN	90-83	20-26	4/13	H	L	DEN	105-107	37-42
11/25	A	L	DAL	73-85	8-6	2/3	A	W	HOU	87-74	21-26	4/14	A	L	HOU	112-123	37-43
11/28	H	L	TOR	77-94	8-7	2/5	A	L	SAC	99-105	21-27	4/16	A	W	SAC	125-118	38-43
12/1	H	L	CHI	108-111	8-8	2/7	A	W	DEN	114-112*	22-27	4/18	A	W	LAC	86-83	39-43
12/6	A	W	LAL	105-89	9-8	2/8	H	W	MIL	109-101**	23-27						
12/8	A	L	SEA	74-94	9-9	2/10	H	W	MEM	104-99	24-27						
12/9	A	L	GSW	80-101	9-10	2/13	A	L	MEM	110-108	24-28						
12/11	H	W	CLE	95-89	10-10	2/14	H	W	SAC	100-93	25-28						
12/14	H	L	SAS	77-103	10-11	2/20	A	L	CHA	111-104	25-29						
12/16	H	L	DAL	79-90	10-12	2/21	A	W	NJN	98-107	26-29						
12/18	A	L	MIA	99-101	10-13	2/23	H	W	SEA	89-97	27-29						
12/20	A	L	ORL	83-86	10-14	2/27	A	L	CLE	107-97	27-30						
12/22	H	W	MEM	100-97*	11-14	2/28	H	W	ATL	107-100	28-30						
12/23	H	L	SAS	77-112	11-15	3/2	A	L	CHI	93-104	28-31						
12/26	A	L	SEA	94-102	11-16	3/4	H	L	UTA	94-108	28-32						
12/27	A	L	POR	85-100	11-17	3/6	A	L	DEN	91-106	28-33						
12/29	H	W	DEN	99-89	12-17	3/9	A	L	PHX	103-104	28-34						
12/30	A	L	DAL	80-94	12-18	3/10	A	L	UTA	86-96	28-35						
1/2	H	L	GSW	89-97	12-19	3/13	H	L	NJN	108-112	28-36						
1/4	H	L	DET	68-92	12-20	3/16	A	W	NYK	92-90	29-36						
1/6	H	L	IND	93-100	12-21	3/17	A	L	WAS	103-125	29-37						

TEAM HISTORY

2005-06 ROSTER & STATS

RECORD: 38-44
WEST: 25-27
EAST: 13-17
DIVISION: 7-9

HOME: 24-17
ROAD: 14-27
OVERTIME: 2-2

Head Coach: Byron Scott, Arizona State
Assistant Coaches: Jim Cleamons, Ohio State; Darrell Walker, Arkansas; Kenny Gattison, Old Dominion; David Miller, Springfield College
Trainer: Terry Kofler, Xavier

2005-06 Final Statistics

Player	G	GS	MIN	FG	FGA	PCT	3FG	3FGA	PCT	FT	FTA	PCT	OFF	DEF	TOT	AST	PF	DQ	STL	TO	BLK	PTS	AVG
David West	74	74	2526	530	1036	.512	3	11	.273	199	236	.843	168	380	548	92	114	1	61	105	64	1262	17.1
Chris Paul	78	78	2808	407	947	.430	50	177	.282	394	465	.847	61	339	400	611	218	0	175	183	6	1258	16.1
Speedy Claxton	71	3	2019	304	736	.413	17	63	.270	246	320	.769	39	154	193	339	177	1	108	154	6	871	12.3
Desmond Mason	70	55	2102	275	690	.399	1	6	.167	206	302	.682	64	234	298	66	136	1	42	113	17	757	10.8
P.J Brown	75	73	2380	269	583	.461	0	0	--	139	168	.827	182	365	547	90	216	2	46	90	50	677	9.0
Rasual Butler	79	20	1875	257	633	.406	92	242	.380	79	114	.693	51	181	232	40	142	0	33	65	45	685	8.7
Kirk Snyder	68	45	1310	205	453	.453	46	129	.357	86	117	.735	55	106	161	102	106	1	29	70	23	542	8.0
J.R Smith	55	25	989	144	366	.393	52	140	.371	83	101	.822	19	91	110	58	90	0	37	54	4	423	7.7
Marcus Fizer	3	0	39	9	17	.529	1	1	1.000	1	2	.500	1	6	7	1	5	0	0	2	0	20	6.7
Marc Jackson (NOK)	27	10	594	108	221	.489	1	2	.500	28	34	.824	56	72	128	22	56	1	8	37	2	245	9.1
Bostjan Nachbar	25	13	405	42	124	.339	17	57	.298	25	36	.694	4	45	49	22	52	0	13	20	5	126	5.0
Chris Andersen	32	2	570	56	98	.571	0	0	--	49	103	.476	61	94	155	6	84	0	8	26	41	161	5.0
Aaron Williams(NOK)	34	2	692	81	157	.516	0	0	--	35	52	.673	59	107	166	16	110	0	13	25	18	197	5.8
Linton Johnson(NOK)	27	7	489	56	139	.403	13	36	.361	17	23	.739	40	75	115	12	54	2	10	24	12	142	5.3
Moochie Norris(NOK)	16	0	183	20	47	.426	4	9	.444	16	25	.640	3	17	20	21	18	0	6	17	0	60	3.8
Brandon Bass	29	1	268	28	70	.400	0	0	--	12	19	.632	18	50	68	3	18	0	3	11	7	68	2.3
Arvydas Macijauskas	19	0	135	14	41	.341	3	12	.250	13	15	.867	3	7	10	5	10	0	7	8	0	44	2.3
Jackson Vroman	41	2	406	26	66	.394	0	0	--	21	44	.477	33	53	86	11	78	2	12	21	11	73	1.8
Maciej Lampe	2	0	16	0	4	.000	0	0	--	0	0	--	1	3	4	2	2	0	0	1	0	0	0.0
NEW ORLEANS																							
Opponents	82	--	19805	2831	6282	.440	300	885	.339	1649	2176	.758	910	2379	3297	1519	1786	11	621	1095	31	7611	92.8
Opponents	82	--	19805	2883	6426	.449	546	1486	.367	1530	2014	.768	980	2478	3328	1584	1910	17	617	1197	432	7842	95.5

TEAM HISTORY

2004-05 ROSTER & STATS

RECORD: 18-64
WEST: 10-42
EAST: 8-22
DIVISION: 2-14

HOME: 11-30
ROAD: 7-34
OVERTIME: 2-6

Head Coach: Byron Scott, Arizona State
Assistant Coaches: Jim Cleamons, Ohio State; Darrell Walker, Arkansas; Kenny Gattison, Old Dominion
Trainer: Terry Kofler, Xavier

2004-05 Final Statistics

Player	G	GS	MIN	FG	FGA	PCT	3FG	3FGA	PCT	FT	FTA	PCT	OFF	DEF	TOT	AST	PF	DQ	STL	TO	BLK	PTS	AVG
Baron Davis	18	13	593	111	303	.366	44	137	.321	74	96	.771	16	51	67	129	52	0	31	38	4	340	18.9
Lee Nailon	68	51	2017	415	869	.478	0	2	.000	133	165	.806	128	170	298	109	190	1	36	110	16	963	14.2
David Wesley	26	26	934	133	342	.389	28	80	.350	67	76	.882	12	73	85	109	65	0	35	54	1	361	13.9
Dan Dickau(NO)	67	46	2074	305	748	.408	84	242	.347	188	225	.836	34	45	79	346	200	3	6	44	4	882	3.2
Jamaal Magloire	23	22	703	98	227	.432	0	0	--	74	123	.602	79	126	205	29	74	0	8	59	23	270	17.7
Speedy Claxton(NO)	6	3	365	41	110	.373	1	9	.111	25	41	.610	5	26	31	88	30	1	22	27	2	08	6.8
PJ Brown	82	78	2817	338	758	.446	0	0	--	210	243	.864	266	471	37	178	233	3	4	01	50	86	0.8
JR Smith	76	56	1859	295	748	.394	81	281	.288	111	161	.689	39	113	152	142	35	0	55	109	11	782	10.3
Hilton Armstrong	14	9	412	53	159	.333	17	70	.243	19	21	.905	16	32	48	65	30	1	5	28	2	142	10.1
Rodney Rogers	30	26	882	109	289	.377	25	92	.272	32	42	.762	28	114	142	60	103	1	19	66	12	275	9.2
Chris Andersen	67	2	1430	191	358	.534	0	3	.000	131	190	.689	137	273	410	71	144	0	14	64	100	513	7.7
Bostjan Nachbar(NO)	55	4	1137	146	368	.397	65	175	.371	88	105	.838	20	132	152	65	153	1	28	68	16	445	8.1
Casey Jacobsen(NO)	44	1	1030	100	251	.398	32	88	.364	103	130	.792	18	82	100	76	48	0	22	44	7	335	7.6
David West	30	8	552	75	172	.436	2	5	.400	34	50	.680	40	89	129	23	62	0	12	37	16	186	6.2
Junior Harrington	29	7	550	64	178	.360	6	19	.316	29	35	.829	13	50	63	62	72	1	25	41	5	163	5.6
Alex Garcia	8	3	146	18	52	.346	5	18	.278	3	4	.750	7	8	15	18	15	0	4	8	1	44	5.5
Jackson Vroman(NO)	36	17	648	76	183	.415	0	3	.000	44	68	.647	59	103	162	33	94	3	22	57	17	196	5.4
Matt Freije	23	11	441	37	127	.291	14	54	.259	5	8	.625	16	45	61	20	40	1	13	17	2	93	4.0
George Lynch	44	27	933	68	189	.360	11	37	.297	17	23	.739	55	119	174	88	83	0	32	57	12	164	3.7
Macej Lampe(NO)	21	0	261	32	83	.386	0	1	.000	7	10	.700	15	42	57	10	31	1	4	7	5	71	3.4
Corsley Edwards	10	0	110	10	31	.323	0	0	--	7	12	.583	12	13	25	3	19	1	3	2	4	27	2.7
Lonny Baxter	4	0	36	3	11	.273	0	0	--	0	2	.000	4	4	8	0	10	0	0	4	0	6	1.5
NEW ORLEANS	82	--	19930	2718	6556	.415	415	1316	.315	1401	1830	.766	1019	2281	3300	1724	1883	17	550	1217	310	7252	88.4
OPPONENTS	82	--	19930	2847	6299	.452	494	1346	.367	1644	2122	.775	947	2485	3432	1742	1728	11	634	1168	452	7832	95.5

Game-by-Game

Date	H/A	W/L	Opp	NO/Opp	Record	Date	H/A	W/L	Opp	NO/Opp	Record	Date	H/A	W/L	Opp	NO/Opp	Record	Date	H/A	W/L	Opp	NO/Opp	Record
11/3	H	L	DAL	91-106	0-1	12/21	A	L	LAC	91-100*	2-22	2/5	A	L	UTA	92-108	8-39	3/28	H	L	CLE	108-109*	16-54
11/5	H	L	ORL	89-90	0-2	12/22	A	L	LAL	89-101	2-23	2/8	A	L	SEA	91-108	8-40	4/1	A	W	HOU	76-73	17-54
11/6	A	L	MIN	92-99	0-3	12/26	A	L	CLE	91-100	2-24	2/9	A	W	POR	91-80	9-40	4/2	H	L	MIA	99-111	17-55
11/9	H	L	LAL	98-106	0-4	12/27	A	L	IND	82-100	2-25	2/11	H	W	GSW	111-108	10-40	4/5	A	W	ATL	96-86	18-55
11/12	H	L	ATL	95-96	0-5	12/29	H	L	PHO	96-107	2-26	2/13	A	L	ORL	94-97	10-41	4/6	H	L	DEN	83-94	18-56
11/13	A	L	MIL	91-94	0-6	1/3	A	L	BOS	90-108	2-27	2/14	H	W	WAS	98-96	11-41	4/8	H	L	UTA	87-98	18-57
11/17	H	L	PHO	84-95	0-7	1/5	H	L	CHI	89-95	2-28	2/16	H	L	SAS	78-101	11-42	4/10	H	L	POR	81-90	18-58
11/20	H	L	MIN	94-99	0-8	1/7	A	L	MEM	76-84	2-29	2/23	H	L	SEA	85-103	11-43	4/12	A	L	PHO	85-99	18-59
11/22	A	W	UTA	76-75	1-8	1/8	H	W	SAC	121-117*	3-29	2/27	H	L	DEN	93-94	11-44	4/13	A	L	DEN	102-116	18-60
11/23	A	L	GSW	109-115***	1-9	1/11	A	W	NYK	88-82	4-29	2/28	A	L	DAL	86-90	11-45	4/15	A	L	SEA	72-97	18-61
11/26	A	L	PHO	86-95	1-10	1/12	A	L	DET	76-90	4-30	3/2	H	W	CHA	94-85	12-45	4/16	A	L	LAC	89-94	18-62
11/28	A	L	LAL	76-89	1-11	1/14	H	W	POR	112-106	5-30	3/4	H	W	UTA	92-85	13-45	4/18	H	L	MIN	99-102	18-63
11/29	A	L	DEN	67-76	1-12	1/16	A	L	TOR	99-102	5-31	3/6	H	L	TOR	84-95	13-46	4/20	H	L	LAC	99-102	18-64
12/1	H	L	SAC	81-94	1-13	1/17	A	L	PHI	91-95	5-32	3/9	H	L	NJN	85-86*	13-47						
12/4	H	L	DET	69-92	1-14	1/19	H	W	IND	90-87	6-32	3/12	H	W	MIL	111-107	14-47						
12/7	A	L	HOU	81-89	1-15	1/22	H	W	LAC	88-85	7-32	3/14	A	L	SAS	89-112	14-48						
12/8	H	L	NYK	79-86	1-16	1/24	A	L	MIA	68-97	7-33	3/16	H	L	MEM	82-88	14-49						
12/10	A	L	NJN	91-94*	1-17	1/26	H	L	HOU	77-82	7-34	3/18	A	W	CHI	94-90	15-49						
12/12	A	L	WAS	69-88	1-18	1/28	H	W	PHI	99-95*	8-34	3/19	H	L	BOS	100-113	15-50						
12/14	A	L	CHA	93-94	1-19	1/29	A	L	SAS	83-93	8-35	3/21	A	L	DAL	86-103	15-51						
12/15	H	W	GSW	98-89	2-19	1/31	H	L	MEM	91-98	8-36	3/23	A	L	MIN	102-107	15-52						
12/17	H	L	SAS	67-83	2-20	2/2	H	L	DAL	82-90	8-37	3/25	H	L	HOU	68-81	15-53						
12/19	A	L	SAC	71-107	2-21	2/4	A	L	GSW	82-90	8-38	3/26	A	W	MEM	96-85	16-53						

TEAM HISTORY

2003-04 ROSTER & STATS

RECORD: 41-41
EAST: 30-24
WEST: 11-17
DIVISION: 14-14

HOME: 25-16
ROAD: 16-25
OVERTIME: 3-3

Head Coach: Tim Floyd, Louisiana Tech '77
Assistant Coaches: Alvin Gentry, Appalachian State '77; Jeff Bower, St. Francis (PA) '83; Kenny Gattison, Old Dominion '86; Jan van Breda Kolff, Vanderbilt '74
Trainer: Terry Kofler, Xavier '76

2003-04 Final Statistics

Player	G	GS	MIN	FG	FGA	PCT	3FG	3FGA	PCT	FT	FTA	PCT	OFF	DEF	TOT	AST	PF	DQ	STL	TO	BLK	PTS	AVG
Baron Davis	67	66	2686	554	1402	.395	187	582	.321	237	352	.673	66	221	287	501	178	2	158	215	27	1532	22.9
Jamaal Mashburn	19	18	730	156	398	.392	19	67	.284	65	80	.813	19	98	117	47	42	0	14	37	5	396	20.8
David Wesley	61	60	2001	311	800	.389	92	285	.323	137	182	.753	28	106	134	175	147	1	71	100	14	851	14.0
Jamaal Magloire	82	82	2777	383	809	.473	0	1	.000	353	470	.751	268	579	847	86	278	6	43	201	101	1119	13.6
Hilton Armstrong	79	22	2247	291	736	.395	135	429	.315	123	144	.854	63	163	226	311	148	1	133	155	16	840	10.6
PJ Brown	80	80	2753	339	712	.476	0	1	.000	158	185	.854	237	453	690	155	203	2	78	101	73	836	10.5
Stacey Augmon	69	24	1416	143	347	.412	1	7	.143	110	139	.791	52	122	174	85	114	2	55	76	15	397	5.8
Robert Traylor	71	0	942	145	287	.505	2	5	.400	70	128	.547	106	156	262	43	161	3	39	62	37	362	5.1
Steve Smith	71	4	929	119	293	.406	43	107	.402	77	83	.928	27	54	81	56	91	0	15	42	6	358	5.0
Shammond Williams(NO)	16	2	238	28	81	.346	5	26	.192	11	13	.846	0	17	17	52	22	0	14	21	1	72	4.5
George Lynch	78	51	1701	149	375	.397	43	139	.309	34	51	.667	96	216	312	117	159	1	48	64	18	375	4.8
Maurice Carter (NO)	6	0	6	21	286	3	8	375	5	8	625	2	6	8	2	5	0	0	3	0	20	3.3	
David West	71	1	930	108	228	.474	0	2	.000	57	80	.713	117	180	297	60	117	0	27	48	28	273	3.8
Sean Rooks	35	0	325	34	94	.362	0	0	--	12	15	.800	10	40	50	11	48	0	9	15	5	80	2.3
Tierre Brown	3	0	17	2	4	.500	0	0	--	2	4	.500	0	1	1	2	1	0	0	7	0	6	2.0
Bryce Drew	15	0	78	4	18	.222	1	7	.143	3	3	1.000	0	6	6	13	1	0	4	8	0	12	0.8
NEW ORLEANS																							
Opponents	82	--	19830	2772	6605	.420	531	1666	.319	1454	1937	.751	1091	2418	3499	1716	1715	18	708	1228	346	7529	91.9
Opponents	82	--	19830	2843	6445	.441	444	1301	.341	1407	1877	.750	972	2447	3509	1790	1734	14	613	1282	429	7537	91.8

TEAM HISTORY

2002-03 ROSTER & STATS

RECORD: 47-35
WEST: 32-22
EAST: 15-13
DIVISION: 17-11

HOME: 29-12
ROAD: 21-20
OVERTIME: 5-4

Head Coach: Paul Silas, Creighton
Assistant Coaches: Brian Hill, Kennedy; Stephen Silas, Brown; Bob Donewald Jr., Western Michigan
Trainer: Terry Kofler, Xavier '76

2001-02 Final Statistics

Player	G	GS	MIN	FG	FGA	PCT	3FG	3FGA	PCT	FT	FTA	PCT	OFF	DEF	TOT	AST	PF	DQ	STL	TO	BLK	PTS	AVG
Jamaal Mashburn	82	81	3321	670	1586	.422	119	306	.389	313	369	.848	66	432	498	462	196	0	83	230	17	1772	21.6
Baron Davis	50	47	1889	332	798	.416	99	283	.350	93	131	.710	56	130	186	320	148	3	91	140	22	856	17.1
David Wesley	73	73	2710	449	1037	.433	134	316	.424	185	237	.781	38	137	175	251	173	0	109	132	9	1217	16.7
PJ Brown	78	78	2609	319	601	.531	0	3	.000	194	232	.836	243	458	701	147	203	3	67	98	80	832	10.7
Jamaal Magloire	82	82	2443	305	635	.480	0	3	.000	231	322	.717	260	464	724	88	276	4	49	158	111	841	10.3
Courtney Alexander	66	7	1360	193	505	.382	19	57	.333	118	146	.808	39	79	118	79	125	0	31	68	6	523	7.9
Elden Campbell	41	1	685	101	247	.409	0	1	.000	93	115	.809	34	108	142	42	102	2	24	42	31	295	7.2
Kenny Anderson (NO)	23	1	446	61	150	.407	1	2	.500	16	22	.727	14	31	45	77	43	0	18	42	4	139	6.0
Robert Pack	28	4	440	52	129	.403	0	5	.000	41	55	.745	11	40	51	81	35	0	25	40	0	145	5.2
George Lynch	81	32	1497	147	359	.409	28	79	.354	41	74	.554	139	214	353	104	136	1	66	52	19	363	4.5
Jerome Moiso	51	1	644	89	171	.520	0	0	--	27	41	.659	59	119	178	22	87	1	19	46	44	205	4.0
Robert Traylor	69	0	851	105	237	.443	1	3	.333	57	88	.648	108	154	262	50	153	1	45	53	37	268	3.9
Stacey Augmon	70	3	862	79	192	.411	0	7	.000	54	72	.750	26	93	119	69	80	0	27	40	9	212	3.0
Randy Livingston	2	0	12	2	4	.500	0	0	--	2	2	1.000	0	0	0	1	0	0	0	0	0	6	3.0
Bryce Drew	13	0	79	8	27	.296	3	7	.429	0	0	--	4	9	13	11	2	0	2	3	0	19	1.5
Kirk Haston	12	0	57	2	17	.118	0	3	.000	2	4	.500	0	7	7	3	10	0	0	7	5	6	0.5
NEW ORLEANS	82	--	19905	2914	6695	.435	404	1075	.376	1467	1910	.768	1097	2475	3572	1807	1769	15	656	1212	394	7699	93.9
OPPONENTS	82	--	19905	2857	6518	.438	338	1001	.338	1474	1925	.766	909	2368	3277	1630	1754	12	647	1196	427	7526	91.8

Game-by-Game

Date	H/A	W/L	Opp	NO/Opp	Record	Date	H/A	W/L	Opp	NO/Opp	Record	Date	H/A	W/L	Opp	NO/Opp	Record
10/30	H	W	UTA	100-75	1-0	12/31	H	L	IND	86-89	18-15	3/11	A	W	IND	81-71	37-28
11/1	A	L	CHI	79-84	1-1	1/3	H	W	ORL	100-89	19-15	3/12	A	L	BOS	65-93	37-29
11/2	H	W	MIA	100-95	2-1	1/5	A	W	TOR	99-84	20-15	3/14	A	W	MIA	87-83	38-29
11/6	H	W	SEA	86-84	3-1	1/6	A	L	MEM	102-106	20-16	3/15	A	L	ORL	86-96	38-30
11/8	H	W	GSW	110-104	4-1	1/8	H	L	BOS	83-93	20-17	3/19	H	W	NYK	101-96	39-30
11/10	A	W	NYK	97-91*	5-1	1/10	H	L	DET	99-101*	20-18	3/21	H	W	MIL	113-98	40-30
11/12	A	L	DET	87-93	5-2	1/11	A	L	ATL	80-87	20-19	3/22	A	L	MIL	85-93	40-31
11/13	H	W	MIN	102-98	6-2	1/15	H	L	LAL	82-90	20-20	3/26	H	L	ORL	95-97	40-32
11/15	H	W	CHI	105-87	7-2	1/17	H	W	CHI	90-83	21-20	3/28	A	W	TOR	101-92	41-32
11/16	A	L	ATL	82-89	7-3	1/20	H	W	PHO	114-102	22-20	3/30	H	L	SAS	90-92	41-33
11/19	H	W	PHI	99-98	8-3	1/22	H	W	WAS	103-94	23-20	4/1	A	L	DAL	86-95	41-34
11/22	H	W	NYK	105-97*	9-3	1/24	H	L	POR	96-97*	23-21	4/2	H	W	NJN	106-97	42-34
11/23	A	W	CLE	97-84	10-3	1/27	H	L	MIL	93-108	23-22	4/5	A	L	CLE	76-79	42-35
11/25	A	L	PHI	87-108	10-4	1/29	H	W	TOR	104-83	24-22	4/9	H	W	CLE	100-81	43-35
11/27	H	W	ATL	106-94	11-4	1/31	A	L	NJN	72-89	24-23	4/11	H	W	DET	93-89	44-35
11/30	A	L	NYK	86-92*	11-5	2/1	A	L	WAS	104-109	24-24	4/13	A	W	PHI	94-89	45-35
12/1	A	L	BOS	86-95	11-6	2/3	H	W	BOS	103-96	25-24	4/14	A	W	NJN	87-74	46-35
12/3	A	W	CHI	115-90	12-6	2/5	H	W	SAC	108-84	26-24	4/16	H	W	ATL	92-77	47-35
12/4	H	W	TOR	89-74	13-6	2/11	A	W	MIA	78-69	27-24						
12/6	H	W	HOU	98-96*	14-6	2/12	H	L	IND	72-83	27-25						
12/7	A	W	MIL	94-88	15-6	2/14	A	L	MIN	93-114	27-26						
12/9	H	L	LAC	90-94	15-7	2/16	H	W	DEN	100-92	28-26						
12/12	A	W	UTA	93-88	16-7	2/18	A	L	ORL	94-99	28-27						
12/13	A	W	LAL	98-82	17-7	2/19	H	W	WAS	87-75	29-27						
12/15	A	L	SAC	92-107	17-8	2/21	H	W	MEM	125-123*	30-27						
12/17	A	L	POR	93-102	17-9	2/22	A	W	DET	93-91	31-27						
12/18	A	L	GSW	106-111	17-10	2/26	H	W	MIA	91-82	32-27						
12/20	A	W	SEA	88-86*	18-10	2/28	A	W	DEN	94-88	33-27						
12/23	A	L	SAS	99-94*	18-11	3/1	A	W	PHO	94-88	34-27						
12/26	H	L	DAL	81-83	18-12	3/3	A	W	LAC	111-108	35-27						
12/28	A	L	IND	84-91	18-13	3/7	H	W	CLE	102-76	36-27						
12/29	A	L	HOU	85-97	18-14	3/9	H	L	NJN	92-102	36-28						

* - overtime

TEAM HISTORY

ALL-TIME ROSTER

Ajinca, Alexis

7-2 • Center • Saint-Etienne, France

Signed as an unrestricted free agent on Dec. 20, 2013...Re-signed as an unrestricted free agent July 9, 2015.

Year	G	GS	Min	FG	FGA	Pct	3P	3PA	Pct	FT	FTA	Pct	Off	Def	Tot	Ast	PF	Dq	Stl	TO	Blk	Pts	Avg
13-14	56	30	951	136	249	.546	0	1	.000	56	67	.836	94	183	277	40	187	3	23	63	46	328	5.9
14-15	68	8	957	181	329	.550	0	0	.000	81	99	.818	104	211	315	47	151	0	21	69	51	443	6.5
15-16	59	17	861	150	315	.476	0	1	.000	52	62	.839	75	194	269	31	134	0	19	54	36	352	6.0
Totals	183	55	2769	467	893	.523	0	2	.000	189	228	.829	273	588	861	118	472	0	63	186	133	1123	6.1

Alexander, Courtney																						6-6 • Guard • Fresno State			
Acquired from Washington in exchange for the 17th overall selection in the 2002 NBA Draft on June 26, 2002. Became a free agent after 2003-04 season.																									
Year	G	GS	Min	FG	FGA	Pct	3P	3PA	Pct	FT	FTA	Pct	Off	Def	Tot	Ast	PF	Dq	Stl	TO	Blk	Pts	Avg		
02-03	66	7	1360	193	505	.382	19	57	.333	118	146	.808	39	79	118	79	125	0	31	68	6	523	7.9		

Aminu, Al-Farouq															6-9 • Forward • Wake Forest									
Acquired from LA Clippers along with Eric Gordon, Chris Kaman and a 2012 first round draft pick in exchange for Chris Paul and two 2015 second round draft picks on December 14th, 2011...																								
Became a free agent following the 2012-13 season...Signed as a free agent on July 10, 2013...Became a free agent after the 2013-14 season.																								

Amundson, Lou										6-9 • Forward • Nevada-Las Vegas									
Signed as a free agent for the remainder of the season on March 12, 2013...Rights were renounced following the 2012-13 season...Signed as a free agent on November 12, 2013...Waived on December 31, 2013.																			

TEAM HISTORY

Armstrong, Hilton

6-11 • Center/Forward • Connecticut

Drafted with the 12th overall pick of the 2006 NBA Draft...signed to fourth-year option on October 25, 2008...traded to Sacramento in exchange for a conditional second round pick in 2016 on Jan. 11, 2010.

Year	G	GS	Min	FG	FGA	Pct	3P	3PA	Pct	FT	FTA	Pct	Off	Def	Tot	Ast	PF	Dq	Stl	TO	Blk	Pts	Avg
06-07	56	5	634	68	125	.544	0	0	--	40	67	.597	58	91	149	10	79	0	12	35	26	176	3.1
07-08	65	3	732	67	148	.453	0	0	--	44	70	.629	65	98	163	23	130	1	15	59	34	178	2.7
08-09	70	29	1092	138	246	.561	0	2	.000	62	98	.633	81	114	195	29	181	1	26	80	45	338	4.8
09-10	18	0	239	19	50	.380	0	0	--	13	28	.464	17	44	61	16	44	1	8	13	8	51	2.8
Totals	209	37	2697	292	569	.513	0	2	.000	159	263	.605	221	347	568	78	434	3	61	187	113	743	3.6

Asik, Omer

7-0 • Center • Turkey

Acquired from Houston in a three-team trade by New Orleans along with Omri Casspi in exchange for a future first-round pick...Re-signed as an unrestricted free agent July 9, 2015.

Year	G	GS	Min	FG	FGA	Pct	3P	3PA	Pct	FT	FTA	Pct	Off	Def	Tot	Ast	PF	Dq	Stl	TO	Blk	Pts	Avg
14-15	76	76	1982	213	412	.517	--	--	--	131	225	.582	244	504	748	72	144	0	29	95	54	557	7.3
15-16	68	64	1178	104	195	.533	--	--	--	61	112	.545	120	294	414	26	124		21	60	23	269	4.0
Totals	144	140	3160	317	607	.522	--	--	--	192	337	.570	364	798	1162	98	268		50	155	77	826	5.7

Augmon, Stacey

6-8 • Forward • UNLV

Signed as a free agent on July 25, 2001...Became a free agent after 2003-04 season.

Year	G	GS	Min	FG	FGA	Pct	3P	3PA	Pct	FT	FTA	Pct	Off	Def	Tot	Ast	PF	Dq	Stl	TO	Blk	Pts	Avg
02-03	70	3	862	79	192	.411	0	7	.000	54	72	.750	26	93	119	69	80	0	27	40	9	212	3.0
03-04	69	24	1416	143	347	.412	1	7	.143	110	139	.791	52	122	174	85	114	2	55	76	15	397	5.8
Totals	139	27	2278	222	539	.412	1	14	.071	164	211	.777	78	215	293	154	194	2	82	116	24	609	4.4

Ayon, Gustavo

6-10 • Forward • Mexico

Signed as a free agent on December 21, 2011...Traded to the Orlando Magic for forward Ryan Anderson on July 11, 2012.

Year	G	GS	Min	FG	FGA	Pct	3P	3PA	Pct	FT	FTA	Pct	Off	Def	Tot	Ast	PF	Dq	Stl	TO	Blk	Pts	Avg
11-12	54	24	1088	140	261	.536	0	1	.000	39	63	.619	86	179	265	74	118	2	53	46	46	319	5.9

Babbitt, Luke

6-9 • Forward • Nevada

Signed as a free agent on February 4, 2014...Re-signed as unrestricted free agent July 20, 2015...Traded to the Miami HEAT in exchange for a second round draft pick and cash considerations on July 10, 2016.

Year	G	GS	Min	FG	FGA	Pct	3P	3PA	Pct	FT	FTA	Pct	Off	Def	Tot	Ast	PF	Dq	Stl	TO	Blk	Pts	Avg
13-14	27	2	473	60	154	.390	36	95	.379	14	18	.778	18	70	88	29	52	0	7	15	11	170	6.3
14-15	63	19	830	92	192	.479	59	115	.513	13	19	.684	12	99	111	24	63	0	17	26	11	256	4.1
15-16	47	13	845	122	289	.422	44	109	.404	39	50	.780	25	123	148	53	90	0	11	23	7	327	7.0
Totals	137	34	2148	274	635	.431	139	319	.436	66	87	.759	55	292	347	106	205	0	35	64	29	753	5.5

Bass, Brandon

6-8 • Forward • Louisiana State

Drafted with the 33rd overall pick in the second round of the 2005 NBA Draft...Became a free agent following the 2006-07 season.

Year	G	GS	Min	FG	FGA	Pct	3P	3PA	Pct	FT	FTA	Pct	Off	Def	Tot	Ast	PF	Dq	Stl	TO	Blk	Pts	Avg
05-06	29	1	268	28	70	.400	0	0	---	12	19	.632	18	50	68	3	18	0	3	11	7	68	2.3
06-07	21	3	162	15	44	.341	0	1	.000	12	16	.750	13	30	43	3	16	0	2	10	3	42	2.0
Totals	50	4	430	43	114	.377	0	1	.000	24	35	.686	31	80	111	6	34	0	5	21	10	110	2.2

Bayless, Jerry

6-3 • Guard • Arizona

Acquired from Portland in exchange for a 2011 first round draft pick on October 23, 2010...Traded to Toronto with Peja Stojakovic in exchange for Jarrett Jack, David Andersen and Marcus Banks on November 20, 2010.

Year	G	GS	Min	FG	FGA	Pct	3P	3PA	Pct	FT	FTA	Pct	Off	Def	Tot	Ast	PF	Dq	Stl	TO	Blk	Pts	Avg
10-11	11	0	149	17	49	.347	3	14	.214	13	17	.765	2	13	15	28	16	0	2	17	1	50	4.5

Belinelli, Marco

6-5 • Guard • Italy

Acquired from Toronto on August 11, 2010...Re-signed by the Hornets on December 13, 2011...Became a free agent following the 2011-12 season.

Year	G	GS	Min	FG	FGA	Pct	3P	3PA	Pct	FT	FTA	Pct	Off	Def	Tot	Ast	PF	Dq	Stl	TO	Blk	Pts	Avg
10-11	80	69	1957	302	691	.437	134	324	.414	98	125	.784	17	134	151	92	146	0	38	77	6	836	10.5
11-12	66	55	1966	286	686	.417	107	284	.377	101	129	.783	19	153	172	101	115	1	48	69	5	780	11.8
Totals	146	124	3923	588	1377	.427	241	608	.396	199	254	.783	36	287	323	193	261	1	86	146	11	1616	11.1

Bowen, Ryan

6-9 • Forward • Iowa

Signed with the New Orleans Hornets on Oct. 1, 2007 as a free agent...Became a free agent following the 2007-08 season...Signed with the New Orleans Hornets on August 11, 2008 as a free agent...Became a free agent following the 2008-09 season.

Year	G	GS	Min	FG	FGA	Pct	3P	3PA	Pct	FT	FTA	Pct	Off	Def	Tot	Ast	PF	Dq	Stl	TO	Blk	Pts	Avg
07-08	53	4	680	49	100	.490	0	1	.000	16	29	.552	55	45	100	25	77	0	32	15	11	114	2.2
08-09	21	3	219	22	38	.579	0	0	--	3	5	.600	10	14	24	9	37	0	14	5	4	47	2.2
Totals	74	7	879	71	138	.514	0	1	.000	19	34	.559	65	59	124	34	114	0	46	20	16	161	2.2

Brown, Bobby

6-2 • Guard • Cal-State Fullerton

Acquired with Darius Songaila in exchange for Antonio Daniels and New Orleans' 2014 second round draft pick on Sept. 9, 2009...traded to L.A. Clippers in exchange for a 2014 conditional second-round pick on Jan. 26, 2010

Year	G	GS	Min	FG	FGA	Pct	3P	3PA	Pct	FT	FTA	Pct	Off	Def	Tot	Ast	PF	Dq	Stl	TO	Blk	Pts	Avg
09-10	22	0	328	60	152	.395	17	66	.258	8	8	1.000	1	17	18	46	28	0	9	24	1	145	6.6

Brown, Devin

6-5 • Guard • Texas-San Antonio

Signed as a free agent on December 21, 2006...Became a free agent following the 2006-07 season...Signed as a free agent on August 22, 2008...Exercised player option on June 4, 2009 for the 2009-10 season...Traded to Chicago in exchange for Aaron Gray on Jan. 25, 2010.

Year	G	GS	Min	FG	FGA	Pct	3P	3PA	Pct	FT	FTA	Pct	Off	Def	Tot	Ast	PF	Dq	Stl	TO	Blk	Pts	Avg
06-07	58	49	1662	233	555	.420	81	227	.357	123	155	.794	55	196	251	149	139	0	44	91	9	670	11.6
08-09	63	5	869	111	313	.355	28	97	.289	78	100	.780	31	88	119	54	81	1	32	54	5	328	5.2
09-10	39	37	967	128	325	.394	54	147	.367	69	86	.802	27	82	109	58	62	0	30	57	5	379	9.7
Totals	160	91	3498	472	1193	.396	163	471	.346	270	341	.792	113	366	479	261	282	1	106	202	19	1377	8.6

TEAM HISTORY

Brown, PJ

6-11 • Forward • Louisiana Tech

Acquired along with Jamal Mashburn, Otis Thorpe, Rodney Buford and Tim James from Miami in exchange for Eddie Jones, Anthony Mason, Ricky Davis and Dale Ellis on Aug. 1, 2000...Traded along with J.R. Smith to the Chicago Bulls in exchange for center Tyson Chandler on July 14, 2006.

Year	G	GS	Min	FG	FGA	Pct	3P	3PA	Pct	FT	FTA	Pct	Off	Def	Tot	Ast	PF	Dq	Stl	TO	Blk	Pts	Avg
02-03	78	78	2609	319	601	.531	0	3	.000	194	232	.836	243	458	701	147	203	3	67	98	80	832	10.7
03-04	80	80	2753	339	712	.476	0	1	.000	158	185	.854	237	453	690	155	203	2	78	101	73	836	10.5
04-05	82	78	2817	338	758	.446	0	0	--	210	243	.864	266	471	737	178	233	3	74	101	50	886	10.8
05-06	75	73	2380	269	583	.461	0	0	--	139	168	.827	182	365	547	90	216	2	46	90	50	677	9.0
Totals	315	309	10559	1265	2654	.477	0	4	.000	701	828	.847	928	1747	2675	570	855	10	265	390	253	3231	10.3

Brown, Tierre

6-2 • Guard • McNeese State

Signed to a 10-day contract on Jan. 26, 2004...Waived on Feb. 5, 2004.

Year	G	GS	Min	FG	FGA	Pct	3P	3PA	Pct	FT	FTA	Pct	Off	Def	Tot	Ast	PF	Dq	Stl	TO	Blk	Pts	Avg
03-04	3	0	17	2	4	.500	0	0	.000	2	4	.500	0	1	1	2	1	0	0	7	0	6	2.0

Butler, Rasual

6-7 • Forward • LaSalle

Acquired from Miami along with Kirk Snyder (from Utah) in exchange for draft rights to Roberto Duenas in a five-team, 13-player deal that also sent Antoine Walker (from Boston) and Jason Williams, James Posey and Andre Emmitt (from Memphis) to Miami, Eddie Jones (from Miami) and Raul Lopez (from Utah) to Memphis, Greg Ostertag (from Memphis) to Utah, and Curtis Borchardt (from Utah) and Qyntel Woods, the draft rights to Albert Miralles, two second round picks and cash considerations (from Miami) to Boston on Aug. 2, 2005...Was traded to the LA Clippers in exchange for a second-round draft pick in 2016 on August 12, 2009.

Year	G	GS	Min	FG	FGA	Pct	3P	3PA	Pct	FT	FTA	Pct	Off	Def	Tot	Ast	PF	Dq	Stl	TO	Blk	Pts	Avg
05-06	79	20	1875	257	633	.406	92	242	.380	79	114	.693	51	181	232	40	142	0	33	65	45	685	8.7
06-07	81	38	2223	314	788	.398	134	363	.369	56	87	.644	42	214	256	63	148	0	40	67	54	818	10.1
07-08	51	8	875	91	260	.350	44	133	.331	26	31	.839	16	84	100	36	66	1	15	10	21	252	4.9
08-09	82	74	2614	348	803	.433	140	359	.390	86	110	.782	49	222	271	75	159	1	51	59	61	922	11.2
Totals	293	140	7587	1010	2484	.407	410	1059	.374	247	342	.722	158	701	859	214	515	2	139	201	181	2677	9.1

TEAM HISTORY

Hart, Jason

6-3 • Guard • Syracuse

Signed as a free agent to a 10-day contract on Feb. 5, 2010.

Year	G	GS	Min	FG	FGA	Pct	3P	3PA	Pct	FT	FTA	Pct	Off	Def	Tot	Ast	PF	Dq	Stl	TO	Blk	Pts	Avg
09-10	4	0	17	1	1	1.000	0	0	--	0	0	--	0	2	2	5	4	0	1	3	1	2	0.5

Haston, Kirk

6-9 • Forward • Indiana

Selected in the first round (16th overall) of the 2001 NBA Draft...Waived on Oct. 29, 2003.

Year	G	GS	Min	FG	FGA	Pct	3P	3PA	Pct	FT	FTA	Pct	Off	Def	Tot	Ast	PF	Dq	Stl	TO	Blk	Pts	Avg
02-03	12	0	57	2	17	.118	0	3	.000	2	4	.500	0	7	7	3	10	0	0	7	5	6	0.5

Henry, Xavier																							6-6 • Guard • Kansas			
Acquired from Memphis in exchange for a 2013 second round pick on January 4, 2012...Rights were renounced following the 2012-13 season.																										
Year	G	GS	Min	FG	FGA	Pct	3P	3PA	Pct	FT	FTA	Pct	Off	Def	Tot	Ast	PF	Dq	Stl	TO	Blk	Pts	Avg			
11-12	45	0	759	90	228	.395	7	17	.412	52	85	.612	24	82	106	35	59	0	26	35	8	239	5.3			
12-13	50	2	625	66	161	.410	4	11	.364	58	92	.630	21	69	90	13	72	0	16	31	5	194	3.9			
Totals	95	2	1384	156	389	.401	11	28	.393	110	177	.621	45	151	196	48	131	0	42	66	13	433	4.6			

Holiday, Jrue																							6-3 • Guard • UCLA			
Acquired in a trade from the Philadelphia 76ers along with Pierre Jackson in exchange for Nerlens Noel and a 2014 1st round draft pick on July 12, 2013.																										
Year	G	GS	Min	FG	FGA	Pct	3P	3PA	Pct	FT	FTA	Pct	Off	Def	Tot	Ast	PF	Dq	Stl	TO	Blk	Pts	Avg			
13-14	34	34	1143	203	454	.447	30	77	.390	51	63	.810	28	114	142	268	92	0	56	105	12	487	14.3			
14-15	40	37	1303	238	534	.446	51	135	.378	65	76	.855	32	103	135	274	110	1	63	91	23	592	14.8			
15-16	65	23	1831	410	935	.439	87	259	.336	182	216	.843	27	168	195	391	148	1	88	167	22	1089	16.8			
Totals	139	94	4277	851	1923	.443	168	471	.357	298	355	.839	87	385	472	933	350	2	207	363	57	2168	15.6			

Jack, Jarrett																							6-3 • Guard • Georgia Tech			
Acquired from Toronto with David Anderson and Marcus Banks in exchange for Jerrry Bayless and Peja Stojakovic on November 20, 2010...Traded to the Golden State Warriors in a three team deal on July 11, 2012.																										
Year	G	GS	Min	FG	FGA	Pct	3P	3PA	Pct	FT	FTA	Pct	Off	Def	Tot	Ast	PF	Dq	Stl	TO	Blk	Pts	Avg			
10-11	70	2	1375	212	515	.412	29	84	.345	142	168	.845	14	117	131	183	77	0	40	76	6	595	8.5			
11-12	45	39	1530	266	583	.456	39	112	.348	129	148	.872	23	153	176	285	93	0	31	106	9	700	15.6			
Totals	115	41	2905	478	1098	.435	68	196	.347	271	316	.858	37	270	307	468	170	0	71	182	15	1295	11.3			

Jackson, Bobby

6-1 • Guard • Minnesota

Signed as a free agent on July 26, 2006...Traded to Houston on February 21, 2008, in a three team trade that acquired Bonzi Wells, Mike James and cash considerations (from Houston), sent Jackson, Adam Haluska, a 2008 second round draft pick (from New Orleans) and the rights to Sergei Lishouk (from Memphis) to Houston, and forward Marcus Vinicius, the rights to Malik Badiane and cash considerations (from Houston) to Memphis.

Year	G	GS	Min	FG	FGA	Pct	3P	3PA	Pct	FT	FTA	Pct	Off	Def	Tot	Ast	PF	Dq	Stl	TO	Blk	Pts	Avg
06-07	56	2	1330	204	518	.394	54	165	.327	130	168	.774	42	136	178	141	98	0	50	78	6	592	10.6
07-08	46	0	891	116	296	.392	53	144	.368	40	49	.816	23	87	110	76	59	0	32	31	3	325	7.1
Totals	102	2	2221	320	814	.393	107	309	.346	170	217	.783	65	223	288	217	157	0	82	109	9	917	9.0

Jackson, Marc																							
6-10 • Center • Temple																							
Acquired along with Linton Johnson from the New Jersey Nets in exchange for Bostjan Nachbar on Feb. 23, 2006...Became a free agent following the 2006-07 season.																							
Year	G	GS	Min	FG	FGA	Pct	3P	3PA	Pct	FT	FTA	Pct	Off	Def	Tot	Ast	PF	Dq	Stl	TO	Blk	Pts	Avg
05-06	27	10	594	108	221	.489	1	2	.500	28	34	.824	56	72	128	22	56	1	8	37	2	245	9.1
06-07	56	25	1025	159	388	.410	0	1	.000	90	103	.874	62	130	192	58	89	0	21	65	7	408	7.3
Totals	83	35	1619	267	609	.438	1	3	.333	118	137	.861	118	202	320	80	145	1	29	102	9	653	7.9

Jacobsen, Casey

6-6 • Guard/Forward • Stanford

Acquired from Phoenix along with Maciej Lampe and Jackson Vroman in exchange for Jim Jackson and a 2005 second round draft pick on Jan. 21, 2005...Became a free agent after the 2004-05 season.

Year	G	GS	Min	FG	FGA	Pct	3P	3PA	Pct	FT	FTA	Pct	Off	Def	Tot	Ast	PF	Dq	Stl	TO	Blk	Pts	Avg
04-05	44	1	1030	100	251	.398	32	88	.364	103	130	.792	18	82	100	76	48	0	22	44	7	335	7.6

James, Mike

6-2 • Guard • Duquesne

Acquired along with Bonzi Wells and cash considerations (from Houston) in a three-team trade that sent Bobby Jackson, Adam Haluska, a 2008 second round draft pick (from New Orleans) and the rights to Sergei Lishouk (from Memphis) to Houston, and forward Marcus Vinicius (from New Orleans), the rights to Malik Badiane and cash considerations (from Houston) to Memphis on Feb. 21, 2008... Traded in exchange for Antonio Daniels from Washington on December 9, 2008.

Year	G	GS	Min	FG	FGA	Pct	3P	3PA	Pct	FT	FTA	Pct	Off	Def	Tot	Ast	PF	Dq	Stl	TO	Blk	Pts	Avg
07-08	21	0	183	22	64	.344	7	23	.304	6	6	1.000	3	14	17	6	12	0	4	7	0	57	2.7
08-09	8	0	74	8	25	.320	3	4	.750	1	2	.500	1	6	7	8	7	0	2	3	0	20	2.5
Totals	29	0	257	30	89	.337	10	27	.370	7	8	.875	4	20	24	14	19	0	6	10	0	77	2.7

Johnson, Carldeil "Squeaky"																				5-10 • Guard • UAB			
Signed as a free agent on December 9, 2011...Waived on February 7, 2012.																							
Year	G	GS	Min	FG	FGA	Pct	3P	3PA	Pct	Off	Def	Tot	Ast	PF	Dq	Stl	TO	Blk	Pts	Avg			
11-12	15	0	119	11	35	.314	4	15	.267	1	3	.333	1	8	9	22	11	0	8	7	0	27	1.8

TEAM HISTORY

Magloire, Jamaal

6-10 • Center • Kentucky

Selected by the Hornets in the first round (19th overall) of the 2000 NBA Draft on June 28, 2000...Traded to the Milwaukee Bucks in exchange for forward Desmond Mason, an unconditional first round pick and cash considerations on Oct. 26, 2005.

Year	G	GS	Min	FG	FGA	Pct	3P	3PA	Pct	FT	FTA	Pct	Off	Def	Tot	Ast	PF	Dq	Stl	TO	Blk	Pts	Avg
02-03	82	82	2443	305	635	.480	0	3	.000	231	322	.717	260	464	724	88	276	4	49	158	111	841	10.3
03-04	82	82	2777	383	809	.473	0	1	.000	353	470	.751	268	579	847	86	278	6	43	201	101	1119	13.6
04-05	23	22	703	98	227	.432	0	0	--	74	123	.602	79	126	205	29	74	0	8	59	23	270	11.7
Totals	187	186	5923	786	1671	.470	0	4	.000	658	915	.719	607	1169	1776	203	628	10	100	418	235	2230	11.9

Marks, Sean

6-10 • Forward/Center • California

Signed as a free agent on August 26, 2008...Signed as a free agent on August 27, 2009...Became a free agent following the 2009-10 season.

Year	G	GS	Min	FG	FGA	Pct	3P	3PA	Pct	FT	FTA	Pct	Off	Def	Tot	Ast	PF	Dq	Stl	TO	Blk	Pts	Avg
08-09	60	5	838	80	165	.485	2	10	.200	30	44	.682	62	125	187	14	121	0	7	35	33	192	3.2
09-10	14	0	75	4	8	.500	0	0	--	2	5	.400	14	9	23	2	17	0	0	2	3	10	0.7
Totals	74	5	913	84	173	.486	2	10	.200	32	49	.653	76	134	210	16	138	0	7	37	36	202	2.7

Mashburn, Jamal

6-8 • Forward • Kentucky

Acquired from Miami Heat along with P.J. Brown, Rodney Buford, Tim James and Otis Thorpe in exchange for Ricky Davis, Dave Ellis, Eddie Jones and Anthony Mason on August 1, 2000. Traded to the Philadelphia 76ers along with Rodney Rogers in exchange for Glenn Robinson on February 24, 2005.

Year	G	GS	Min	FG	FGA	Pct	3P	3PA	Pct	FT	FTA	Pct	Off	Def	Tot	Ast	PF	Dq	Stl	TO	Blk	Pts	Avg
02-03	82	81	3321	670	1586	.422	119	306	.389	313	369	.848	66	432	498	462	196	--	83	230	17	1772	21.6
04-05	19	18	730	156	398	.392	19	67	.284	65	80	.813	19	98	117	47	42	--	14	37	5	396	20.8
Totals	101	99	4051	826	1984	.416	138	373	.370	378	449	.842	85	530	615	509	238	--	97	267	22	2168	21.5

Mason, Desmond

6-5 • Forward/Guard • Oklahoma State

Acquired along with an unconditional first round pick in the 2006 NBA Draft and cash considerations from the Milwaukee Bucks in exchange for Jamaal Magloire on Oct. 26, 2005...Became a free agent following the 2006-07 season.

Year	G	GS	Min	FG	FGA	Pct	3P	3PA	Pct	FT	FTA	Pct	Off	Def	Tot	Ast	PF	Dq	Stl	TO	Blk	Pts	Avg
05-06	70	55	2102	275	690	.399	1	6	.167	206	302	.682	64	234	298	66	136	1	42	113	17	757	10.8
06-07	75	75	2575	407	900	.452	0	0	--	214	323	.663	124	221	345	115	174	1	52	192	22	1028	13.7
Totals	145	130	4677	682	1590	.429	1	6	.167	420	625	.672	188	455	643	181	310	2	94	305	39	1785	12.3

Mason Jr., Roger

6-5 • Guard • Virginia

Signed as a free agent on August 4, 2012...Rights were renounced following the 2012-13 season.

Year	G	GS	Min	FG	FGA	Pct	3P	3PA	Pct	FT	FTA	Pct	Off	Def	Tot	Ast	PF	Dq	Stl	TO	Blk	Pts	Avg
12-13	69	13	1219	132	305	.433	66	159	.415	39	43	.907	11	121	132	74	104	0	26	51	11	369	5.3

Ilunga-Mbenga, Didier

7-0 • Center • Democratic Republic of the Congo

Signed as a free agent on October 13, 2010...Became a free agent following the 2010-11 season.

Year	G	GS	Min	FG	FGA	Pct	3P	3PA	Pct	FT	FTA	Pct	Off	Def	Tot	Ast	PF	Dq	Stl	TO	Blk	Pts	Avg
10-11	41	0	330	23	49	.469	0	0	--	13	18	.722	35	51	86	6	52	0	6	21	27	59	1.4

McGuire, Dominic

6-9 • Forward • Fresno State

Signed as a free agent on December 16, 2012...Waived by New Orleans on January 4, 2013.

Year	G	GS	Min	FG	FGA	Pct	3P	3PA	Pct	FT	FTA	Pct	Off	Def	Tot	Ast	PF	Dq	Stl	TO	Blk	Pts	Avg
12-13	9	0	145	9	21	.429	0	0	--	1	2	.500	7	21	28	9	13	0	8	5	3	19	2.1

Mekel, Gal

6-3 • Guard • Wichita State

Signed on December 5, 2014...Waived on December 19, 2014.

Year	G	GS	Min	FG	FGA	Pct	3P	3PA	Pct	FT	FTA	Pct	Off	Def	Tot	Ast	PF	Dq	Stl	TO	Blk	Pts	Avg
14-15	4	0	43	3	20	.150	0	3	.000	--	--	--	0	1	1	13	1	0	2	2	0	6	1.5

Mensah-Bonsu, Pops

6-9 • Center • George Washington

Signed as a free agent on September 24, 2010...Waived by New Orleans on January 4, 2011.

Year	G	GS	Min	FG	FGA	Pct	3P	3PA	Pct	FT	FTA	Pct	Off	Def	Tot	Ast	PF	Dq	Stl	TO	Blk	Pts	Avg
10-11	7	0	35	1	3	.333	0	0	--	0	0	--	3	8	11	2	11	0	0	2	0	2	0.3

Miller, Darius

6-8 • Forward • Kentucky

Selected in the second round of the 2012 NBA Draft (46th overall pick) on June 28, 2012.

Year	G	GS	Min	FG	FGA	Pct	3P	3PA	Pct	FT	FTA	Pct	Off	Def	Tot	Ast	PF	Dq	Stl	TO	Blk	Pts	Avg
12-13	52	2	694	44	108	.407	22	56	.393	8	8	1.000	8	70	78	44	89	0	17	23	12	118	2.3
13-14	45	7	723	73	166	.440	25	77	.325	29	36	.806	9	43	52	43	88	0	24	22	9	200	4.4
13-14	5	1	43	1	7	.143	0	1	.000	--	--	--	0	1	2	8	0	1	1	0	2	0.4	
Totals	102	10	1460	118	281	.420	47	134	.351	37	44	.841	17	114	131	89	185	0	42	46	21	320	3.1

Moiso, Jerome

6-10 • Forward • UCLA

Acquired along with Robert Traylor and George Lynch from Philadelphia and Chris Porter from Golden State in a three-team trade which sent Derrick Coleman (from Charlotte), Corie Blount and Vontego Cummings (from Golden State) to Philadelphia and Cedric Henderson (from Philadelphia) and a conditional first round draft pick from Philadelphia to Golden State on Oct. 25, 2001.

Became a free agent after 2002-03 season.

Year	G	GS	Min	FG	FGA	Pct	3P	3PA	Pct	FT	FTA	Pct	Off	Def	Tot	Ast	PF	Dq	Stl	TO	Blk	Pts	Avg
02-03	51	1	644	89	171	.520	0	0	--	27	41	.659	59	119	178	22	87	1	19	46	44	205	4.0

TEAM HISTORY

Morrow, Anthony

6-5 • Guard • Georgia Tech

Signed as a free agent on July 18, 2013...Became a free agent following the 2013-14 season.

Year	G	GS	Min	FG	FGA	Pct	3P	3PA	Pct	FT	FTA	Pct	Off	Def	Tot	Ast	PF	Dq	Stl	TO	Blk	Pts	Avg
13-14	76	9	1426	238	520	.458	88	195	.451	72	87	.828	29	111	140	59	102	0	38	51	12	636	8.4

Nachbar, Bostjan

6-9 • Forward • Slovenia

Acquired along with Jim Jackson from Houston in exchange for David Wesley on Dec. 27, 2004...Traded to the New Jersey Nets in exchange for Marc Jackson and Linton Johnson III on Feb. 23, 2006.

Year	G	GS	Min	FG	FGA	Pct	3P	3PA	Pct	FT	FTA	Pct	Off	Def	Tot	Ast	PF	Dq	Stl	TO	Blk	Pts	Avg
04-05	55	4	1137	146	368	.397	65	175	.371	88	105	.838	20	132	152	65	153	1	28	68	16	445	8.1
05-06	25	13	405	42	124	.339	17	57	.298	25	36	.694	4	45	49	22	52	0	13	20	5	126	5.0
Totals	80	17	1542	188	492	.382	82	232	.353	113	141	.801	24	177	201	87	205	1	41	88	21	571	7.1

Nailon, Lee

6-8 • Forward • Texas Christian

Signed as a free agent on Sept. 30, 2004...Became a free agent after the 2004-05 season.

Year	G	GS	Min	FG	FGA	Pct	3P	3PA	Pct	FT	FTA	Pct	Off	Def	Tot	Ast	PF	Dq	Stl	TO	Blk	Pts	Avg
04-05	68	51	2017	415	869	.478	0	2	.000	133	165	.806	128	170	298	109	190	1	36	110	16	963	14.2

Norris, Moochie

6-1 • Guard • West Florida

Acquired along with cash considerations from Houston in exchange for Maciej Lampe on Feb. 13, 2006...Waived on July 5, 2006.

Year	G	GS	Min	FG	FGA	Pct	3P	3PA	Pct	FT	FTA	Pct	Off	Def	Tot	Ast	PF	Dq	Stl	TO	Blk	Pts	Avg
05-06	16	0	183	20	47	.426	4	9	.444	16	25	.640	3	17	20	21	18	0	6	17	0	60	3.8

Okafor, Emeka

6-10 • Forward/Center • Connecticut

Acquired from the Charlotte Bobcats in exchange for Tyson Chandler on July 28, 2009...Traded to Washington along with forward Trevor Ariza for forward Rashard Lewis and the 48th pick in the 2012 NBA Draft on June 20, 2012.

Year	G	GS	Min	FG	FGA	Pct	3P	3PA	Pct	FT	FTA	Pct	Off	Def	Tot	Ast	PF	Dq	Stl	TO	Blk	Pts	Avg
09-10	82	82	2370	348	656	.530	0	0	--	154	274	.562	251	491	742	55	218	1	54	111	127	850	10.4
10-11	72	72	2287	300	524	.573	0	1	.000	145	258	.562	230	454	684	42	230	4	40	119	127	745	10.3
11-12	27	27	781	114	214	.533	0	0	--	38	74	.514	70	143	213	24	73	0	16	37	26	266	9.9
Totals	181	181	5438	762	1394	.547	0	1	.000	337	606	.556	551	1088	1639	121	521	5	110	267	280	1861	10.3

Onuaku, Arinze

6-9 • Forward • Syracuse

Signed as a free agent on August 22, 2013...Waived by the Pelicans on November 12, 2013

Year	G	GS	Min	FG	FGA	Pct	3P	3PA	Pct	FT	FTA	Pct	Off	Def	Tot	Ast	PF	Dq	Stl	TO	Blk	Pts	Avg
13-14	3	0	25	1	4	.250	0	0	--	1	2	.500	2	5	7	3	3	0	0	1	0	3	1.0

Pack, Robert

6-2 • Guard • USC

Signed to a 10-day contract on Jan. 10, 2003...Signed to a second

TEAM HISTORY

Perkins, Kendrick																							6-10 • Center • Clifton J. Ozen HS (TX)					
Signed as a free agent on July 28, 2015.																												
Year	G	GS	Min	FG	FGA	Pct	3P	3PA	Pct	FT	FTA	Pct	Off	Def	Tot	Ast	PF	Dq	Stl	TO	Blk	Pts	Avg					

15-16	37	5	542	40	75	.533	--	--	--	11	25	.440	25	103	128	31	64	0	11	41	11	91	2.5							
-------	----	---	-----	----	----	------	----	----	----	----	----	------	----	-----	-----	----	----	---	----	----	----	----	-----	--	--	--	--	--	--	--

Pondexter, Quincy															6-7 • Guard/Forward • Washington														
Acquired from Oklahoma City with Craig Brackins in exchange for Cole Aldrich and Morris Peterson on June 24, 2010...Traded to Memphis in exchange for Greivis Vasquez on December 24, 2011. Acquired on January 12, 2015 in a three-team trade that sent Austin Rivers to Boston and Russ Smith to Memphis.																													

10-11	66	6	734	73	180	.406	18	50	.360	24	34	.706	23	65	88	28	63	0	17	16	10	188	2.8							
14-15	45	28	1253	140	312	.449	74	171	.433	50	66	.758	33	105	138	66	103	0	14	41	19	404	9.0							
Totals	111	34	1987	213	492	.433	92	221	.416	74	100	.740	56	170	226	94	166	0	31	57	29	592	5.3							

Posey, James																				6-8 • Forward • Xavier (Ohio)									
Signed as a free agent on July 18, 2008...Traded to Indiana along with Darren Collison in a four-team trade on Aug. 11, 2010.																													

08-09	75	0	2140	216	524	.412	116	314	.369	120	146	.822	38	324	362	82	216	1	58	79	21	668	8.9							
09-10	77	2	1731	126	345	.365	81	242	.335	66	80	.825	32	297	329	117	204	1	42	51	19	399	5.2							
Totals	152	2	3871	342	869	.394	197	556	.354	186	226	.823	70	621	691	199	420	2	100	130	40	1067	7.0							

Rivers, Austin															6-4 • Guard • Duke				
Selected in the first round of the 2012 NBA Draft (10th overall pick) on June 28, 2012...Traded to Boston on January 12, 2015 in a three-team deal that sent Quincy Pondexter to New Orleans and Russ Smith to Memphis.																			

12-13	61	26	1418	145	390	.372	28	86	.326	59	108	.546	16	93	109	127	122	0	26	74	9	377	6.2							
13-14	69	4	1339	192	474	.405	36	99	.364	110	173	.636	26	103	129	160	134	0	45	77	9	530	7.7							
14-15	35	3	772	86	222	.387	14	50	.280	53	71	.746	12	56	68	87	65	0	18	30	7	239	6.8							
Totals	165	33	3529	423	1086	.390	78	235	.332	222	352	.631	54	252	306	374	321	0	89	181	25	1146	6.9							

Roberts, Brian																							6-1 • Guard • Dayton				
Signed as a free agent on August 16, 2012...Became a free agent after the 2013-14 season.																											
Year	G	GS	Min	FG	FGA	Pct	3P	3PA	Pct	FT	FTA	Pct	Off	Def	Tot	Ast	PF	Dq	Stl	TO	Blk	Pts	Avg				
12-13	78	5	1324	213	511	.417	59	153	.386	70	77	.909	17	80	97	219	108	0	37	71	3	555	7.1				
13-14	72	42	1667	244	581	.420	64	178	.360	125	133	.940	17	119	136	234	132	2	43	95	7	677	9.4				
Totals	150	47	2991	457	1092	.418	123	331	.372	195	210	.929	34	199	233	453	240	2	80	166	10	1232	8.2				

12-13	78	5	1324	213	511	.417	59	153	.386	70	77	.909	17	80	97	219	108	0	37	71	3	555	7.1							
13-14	72	42	1667	244	581	.420	64	178	.360	125	133	.940	17	119	136	234	132	2	43	95	7	677	9.4							
Totals	150	47	2991	457	1092	.418	123	331	.372	195	210	.929	34	199	233	453	240	2	80	166	10	1232	8.2							

Robinson, Nate																							5-9 • Guard • Washington					
Signed on Oct. 16, 2015...Waived on October 29, 2015.																												
Year	G	GS	Min	FG	FGA	Pct	3P	3PA	Pct	FT	FTA	Pct	Off	Def	Tot	Ast	PF	Dq	Stl	TO	Blk	Pts	Avg					

15-16	2	1	23	0	1	.000	0	1	.000	--	--	--	0	0	0	4	5	0	1	0	0	0	0.0							
-------	---	---	----	---	---	------	---	---	------	----	----	----	---	---	---	---	---	---	---	---	---	---	-----	--	--	--	--	--	--	--

Rogers, Rodney																							6-7 • Forward • Wake Forest					
Signed as a free agent on Aug. 3, 2004...Traded to Philadelphia along with Jamal Mashburn in exchange for Glenn Robinson on Feb. 24, 2005.																												
Year	G	GS	Min	FG	FGA	Pct	3P	3PA	Pct	FT	FTA	Pct	Off	Def	Tot	Ast	PF	Dq	Stl	TO	Blk	Pts	Avg					

04-05	30	26	882	109	289	.377	25	92	.272	32	42	.762	28	114	142	60	103	1	19	66	12	275	9.2							
-------	----	----	-----	-----	-----	------	----	----	------	----	----	------	----	-----	-----	----	-----	---	----	----	----	-----	-----	--	--	--	--	--	--	--

Rooks, Sean															6-10 • Center • Arizona									
Signed as a free agent on July 21, 2003...Traded to Orlando in exchange for Shammond Williams on Feb. 19, 2004.																								

03-04	35	0	325	34	94	.362	0	0	.000	12	15	.800	10	40	50	11	48	0	9	15	5	80	2.3							
-------	----	---	-----	----	----	------	---	---	------	----	----	------	----	----	----	----	----	---	---	----	---	----	-----	--	--	--	--	--	--	--

Salmons, John															6-7 • Guard/Forward • Miami									
Signed as a free agent on August 26, 2014...Traded to Phoenix in a three-team deal that sent Norris Cole, Justin Hamilton, and Shawne Williams to New Orleans from Miami.																								

14-15	21	0	270	16	48	.333	8	26	.308	2	4	.500	4	17	21	13	25	0	9	5	4	42	2.0							
-------	----	---	-----	----	----	------	---	----	------	---	---	------	---	----	----	----	----	---	---	---	---	----	-----	--	--	--	--	--	--	--

<

TEAM HISTORY

ALL-TIME TRANSACTIONS

2002-03	
June 25, 2002	Traded 2002 first round draft pick (17th overall) to Washington for guard Courtney Alexander.
July 30, 2002	Signed guard Baron Davis to a multi-year contract extension.
August 23, 2002	Re-signed forward Robert Traylor to a contract.
September 30, 2002	Re-signed free agent forward Lee Nailon. Signed free agent guard Terrell McIntyre and center Thomas Hamilton.
October 12, 2002	Waived center Thomas Hamilton.
October 23, 2002	Waived forward Lee Nailon and guard Terrell McIntyre.
January 10, 2003	Signed guard Robert Pack to a 10-day contract.
January 20, 2003	Signed guard Robert Pack to a second 10-day contract
January 27, 2003	Signed guard Randy Livingston to a 10-day contract and waived forward Matt Bullard.
January 30, 2003	Signed guard Robert Pack to a contract for the remainder of the season.
February 5, 2003	Released guard Randy Livingston.
February 20, 2003	Traded center Elden Campbell to the Seattle SuperSonics for guard Kenny Anderson.
April 8, 2003	The NBA Board of Governors voted the Hornets would join the Western Conference starting in the 2004-05 season.
2003-04	
May 4, 2003	Head Coach Paul Silas, Assistants Brian Hill, Stephen Silas and Bob Donnewald Jr. were notified that their contracts would not be renewed by the club.
May 7, 2003	Announced General Manager Jeff Bower resignation.
May 28, 2003	Announced the hiring of Allan Bristow as assistant general manager.
June 9, 2003	Hired Tim Floyd as the team's new head coach.
June 11, 2003	Exercised the team option on forward Robert Traylor for the 2003-04 season.
June 19, 2003	Hired former General Manager Jeff Bower as an assistant coach.
June 23, 2003	Hired Jan van Breda Kolff as an assistant coach.
June 25, 2003	Hired Kenny Gattison as an assistant coach.
June 26, 2003	Drafted forward David West (Xavier) with the 18th overall selection and center James Lang (Central Park Christian H.S.) with the 48th overall selection in the 2003 NBA Draft.
June 30, 2003	Hired Alvin Gentry as an assistant coach.
July 3, 2003	Named Jack Capella executive vice president/chief operating officer of the organization.
July 11, 2003	Signed first round draft choice (18th overall) forward David West to a contract.
July 16, 2003	Re-signed forward PJ Brown.
July 21, 2003	Signed free agent center Sean Rooks to a contract.
July 29, 2003	Signed free agent guard Darrell Armstrong to a contract.
August 4, 2003	Signed forward George Lynch to a contract extension.
September 30, 2003	Signed second round draft pick James Lang, free agent forward Paul Shirley and free agent guard Kareem Reid to contracts.
October 23, 2003	Hornets waive free agent forward Paul Shirley and free agent guard Kareem Reid.
October 29, 2003	Waived forward Kirk Haston and signed free agent guard Steve Smith.
October 30, 2003	Signed center Jamaal Magloire to a contract extension.
December 29, 2003	Waived forward James Lang.
January 26, 2004	Signed guard Tierre Brown to a 10-day contract.
February 19, 2004	Traded center Sean Rooks to Orlando for guard Shammond Williams.
March 2, 2004	Waived guard Bryce Drew.
March 25, 2004	Signed guard Maurice Carter to a 10-day contract.
April 4, 2004	Signed guard Maurice Carter for the remainder of the season.
2004-05	
May 5, 2004	Announced the retirement of Executive Vice President of Basketball Operations/General Manager Bob Bass.
May 7, 2004	Relieved Tim Floyd of coaching duties.
May 28, 2004	Hired Byron Scott as Head Coach.
June 16, 2004	Claimed guard Alex Garcia off of waivers from the San Antonio Spurs.
June 17, 2004	Promoted Assistant General Manager Allan Bristow to general manager.
June 22, 2004	Announced that Assistant Coach Kenny Gattison would be retained.
June 22, 2004	Named Assistant Coach Jeff Bower as director of player personnel; guard Maurice Carter was selected by the Charlotte Bobcats in the 2004 NBA Expansion Draft.
June 24, 2004	Drafted guard J.R. Smith (St. Benedict's Prep) with the 18th overall selection and guard Tim Pickett (Florida State) with the 44th overall pick in the 2004 NBA Draft.
June 29, 2004	Named Willis Reed as Vice President of Basketball Operations.
July 6, 2004	Signed first round draft choice (18th overall) forward J.R. Smith to a contract.
July 16, 2004	Signed Toronto forward Morris Peterson to an offer sheet.
July 19, 2004	Signed free agent forward/center Chris Andersen to a contract.
July 21, 2004	Hired Darrell Walker as an assistant coach.

TEAM HISTORY

August 3, 2004	Signed free agent forward Rodney Rogers and second round draft choice (44th overall) Tim Pickett to contracts.
August 4, 2004	Hired Jim Clemons as an assistant coach.
August 18, 2004	Hired Robert Werdann as a scout.
September 29, 2004	Signed free agent center Sean Finn and forwards Tremaine Fowlkes, Britton Johnsen and Nate Williams.
September 30, 2004	Signed free agent guard Junior Harrington and forward Lee Nailon.
October 4, 2004	Signed free agent guard Ray Young.
October 9, 2004	Waived center Sean Finn and guard Ray Young.
October 28, 2004	Waived forwards Tremaine Fowlkes and Nate Williams.
October 31, 2004	Waived forward Britton Johnsen.
November 19, 2004	Signed forward Matt Freije and waived guard Tim Pickett.
December 3, 2004	Traded guard Darrell Armstrong to Dallas in exchange for guard Dan Dickau and a 2005 second round draft pick.
December 4, 2004	Signed forward Corsley Edwards.
December 12, 2004	Signed forward Lonny Baxter.
December 27, 2004	Traded guard David Wesley to Houston in exchange for guard Jim Jackson and forward Bostjan Nachbar and waived guard Alex Garcia and forward Lonnie Baxter.
December 29, 2004	Suspended guard/forward Jim Jackson indefinitely for failing to report to the team.
January 3, 2005	Waived forward Corsley Edwards.
January 5, 2005	Signed forward Corsley Edwards to a 10-day contract.
January 21, 2005	Traded guard Jim Jackson and a 2005 second round draft pick to Phoenix in exchange for guard/forward Casey Jacobsen, forward/center Maciej Lampe and forward/center Jackson Vroman; waived guard Junior Harrington and forward Matt Freije.
January 28, 2005	Signed guard Junior Harrington to a 10-day contract.
February 24, 2005	Traded forward Jamal Mashburn and Rodney Rogers to Philadelphia for forward Glenn Robinson; traded guard Baron Davis to Golden State for guard Speedy Claxton, center Dale Davis and cash considerations.
March 1, 2005	Waived center Dale Davis and forward Glenn Robinson.
2005-06	
May 19, 2005	Exercised the team option on Jackson Vroman through the 2005-06 season.
June 29, 2005	Drafted guard Chris Paul (Wake Forest) with the fourth overall pick and forward Brandon Bass (LSU) with the 33rd overall pick in the 2005 NBA Draft.
July 5, 2005	Signed first round draft choice (fourth overall) guard Chris Paul to a contract.
August 2, 2005	Re-signed free agent forward Bostjan Nachbar to a contract; signed free agent guard Arvydas Macijauskas to a contract; Traded the rights to center Roberto Duenas to Miami in exchange for Rasual Butler from Miami and Kirk Snyder from Utah in a five-team, 13-player deal that also sent Antoine Walker (from Boston) and Jason Williams, James Posey and Andre Emmitt (from Memphis) to Miami, Eddie Jones (from Miami) and Raul Lopez (from Utah) to Memphis, Greg Ostertag (from Memphis) to Utah, and Curtis Borchardt (from Utah) and Qyntel Woods, the draft rights to Albert Miralles, two second round draft picks and cash considerations (from Miami) to Boston.
August 3, 2005	Re-signed free agent forward Chris Andersen to a contract.
September 19, 2005	Announced the temporary relocation of the team to Oklahoma City, OK for the 2005-06 season.
September 30, 2005	Signed second round draft choice (33rd overall) forward Brandon Bass to a contract.
September 30, 2005	Traded guard Dan Dickau to the Boston Celtics for a second round pick in the 2006 NBA Draft.
October 1, 2005	Announced the resignation of General Manager Allan Bristow.
October 1, 2005	Announced the promotion of Jeff Bower to General Manager from Director of Player Personnel.
October 1, 2005	Hired David Miller as an assistant coach.
October 1, 2005	Signed free agents Sean Banks, Troy Bell and Alex Garcia.
October 18, 2005	Waived guard Troy Bell.
October 26, 2005	Traded center Jamaal Magloire to the Milwaukee Bucks for forward Desmond Mason, an unconditional first round pick in the 2006 NBA Draft and cash considerations.
October 27, 2005	Waived guard Alex Garcia.
October 28, 2005	Waived forward George Lynch.
November 17, 2005	Assigned forward Sean Banks to the Tulsa 66ers of the NBADL.
January 5, 2006	Announced that the team would play three games at the New Orleans Arena (3/8 vs. LAL, 3/18 vs. DEN, 3/21 vs. LAC); waived forward Sean Banks.
January 27, 2006	NBA announced that forward Chris Andersen had been dismissed and disqualified from the NBA for violating the terms of the Anti-Drug Program.
January 31, 2006	NBA announced that the team will remain in Oklahoma City for 35 games in the 2006-07 season and that it will play its other six home games in New Orleans; traded two second round draft picks (2006 and 2009) to the Toronto Raptors for forward Aaron Williams.
February 1, 2006	Acquired center Steven Hunter and cash considerations from Philadelphia in exchange for second round picks in 2006 and 2007.
February 7, 2006	Announced that the Steven Hunter trade had been rescinded.
February 13, 2006	Traded center Maciej Lampe to the Houston Rockets for guard Moochie Norris and cash considerations.
February 23, 2006	Traded forward Bostjan Nachbar to the New Jersey Nets for center Marc Jackson and forward Linton Johnson III.
March 24, 2006	Assigned forward Brandon Bass to the Tulsa 66ers of the NBADL.
March 29, 2006	Recalled forward Brandon Bass from the Tulsa 66ers.
March 31, 2006	Waived forward/center Jackson Vroman and signed forward Marcus Fizer to a 10-day contract.
April 10, 2006	Signed forward Marcus Fizer for the remainder of the 2005-06 season.

TEAM HISTORY

2006-07	
June 13, 2006	Exercised the team option on forward Brandon Bass through the 2006-07 season.
June 27, 2006	Announced that the contract of Head Coach Byron Scott had been extended through the 2008-09 season.
June 28, 2006	Drafted center Hilton Armstrong from Connecticut with the 12th overall pick and forward/center Cedric Simmons from North Carolina State with the 15th overall pick in the NBA Draft. Selected Marcus Vinicius of Brazil with the 43rd overall pick in
the second round.	
July 5, 2006	Signed first round draft picks Hilton Armstrong and Cedric Simmons to contracts; waived guard Moochie Norris.
July 12, 2006	Acquired forward Peja Stojakovic and cash considerations from the Indiana Pacers in exchange for the draft rights to Andrew Betts. Waived guard Anyvas Macijuaskas.
July 14, 2006	Acquired center Tyson Chandler from the Chicago Bulls in exchange for forward PJ Brown and guard J.R. Smith. Traded guard Kirk Snyder to the Houston Rockets in exchange for cash considerations and a conditional 2008 second round pick (the Hornets to receive the higher second round slot between the two teams in the 2008 NBA Draft).
July 19, 2006	Signed free agent guard Bobby Jackson and re-signed forward Rasual Butler.
August 9, 2006	Signed free agent guard Jannero Pargo.
August 25, 2006	Announced that the contract of General Manager Jeff Bower had been extended through the 2010-11 season. Announced that the contracts of Assistant Coaches Darrell Walker, Kenny Gattison and David Miller had been extended through the 2006-07 season.
2007-08	
June 12, 2007	Hired Charlie Parker as assistant coach.
June 28, 2007	Drafted forward Julian Wright (Kansas) with the 13th overall pick and guard Adam Haluska (Iowa) with the 43rd overall pick in the 2007 NBA Draft.
July 2, 2007	Hired Paul Pressey as assistant coach.
July 7, 2007	Signed first round draft pick Julian Wright and second round pick Adam Haluska to contracts.
July 23, 2007	Signed free agent guard Morris Peterson.
July 24, 2007	Announced Gary Chouest as a minority owner.
August 8, 2007	Re-signed guard Jannero Pargo.
September 13, 2007	Signed free agent forward/center Melvin Ely.
September 29, 2007	Acquired David Wesley from the Cleveland Cavaliers in exchange for Cedric Simmons.
February 21, 2008	Acquired Bonzi Wells, Mike James and cash considerations (from Houston) in a three-team trade that sent Bobby Jackson, Adam Haluska, a 2008 second-round draft pick (from New Orleans) and the rights to Sergei Lishouk (from Memphis) to Houston, and forward Marcus Vinicius, the rights to Malick Badiane and cash considerations (from Houston) to Memphis. Signed forward/center Chris Andersen.
March 5, 2008	
2008-09	
May 28, 2008	Signed head coach Byron Scott to a contract extension.
June 26, 2008	Drafted forward Darrell Arthur (Kansas) with the 27th overall pick then traded Arthur's draft rights to Portland for cash considerations.
July 9, 2008	Signed guard Chris Paul to a contract extension.
July 23, 2008	Signed guard/forward James Posey.
August 22, 2008	Signed guard/forward Devin Brown.
August 26, 2008	Signed forward/center Sean Marks.
October 25, 2008	Hornets exercise fourth-year option on Hilton Armstrong and third-year option on Julian Wright.
December 10, 2008	Acquire guard Antonio Daniels from Washington in exchange for Mike James.
January 23, 2009	Sign forward Anthony Tolliver to a 10-day contract
2009-10	
June 5, 2009	Announced that assistant coach Kenny Gattison will not return to the team.
June 25, 2009	Drafted guard Darren Collison (UCLA) with the 21st overall pick and acquired the draft rights to 43rd overall pick Marcus (LSU) from the Miami Heat for two future second round picks in the 2009 NBA Draft.
Thornton	Signed draft picks Darren Collison and Marcus Thornton.
July 8, 2009	Named Rob Werdann assistant coach.
July 13, 2009	Signed free agent forward/center Ike Diogu.
July 27, 2009	Acquired center Emeke Okafor of the Charlotte Bobcats in exchange for center Tyson Chandler.
July 28, 2009	Named Robert Pack assistant coach.
August 6, 2009	Acquired a future second round pick from the Los Angeles Clippers in exchange for Rasual Butler.
August 12, 2009	Re-signed forward/center Sean Marks.
August 27, 2009	Acquired Bobby Brown and Darius Songaila from the Minnesota Timberwolves in exchange for Antonio Daniels and a 2014 second round draft pick.
September 9, 2009	Signed Larry Owens and Earl Barron to training camp contracts.
September 28, 2009	Waived Larry Owens and Earl Barron.
October 21, 2009	Exercised fourth-year option on Julian Wright.
October 26, 2009	Byron Scott relieved of head coaching duties; Jeff Bower named Head Coach; Tim Floyd added as Lead Assistant Coach.
November 12, 2009	Acquired conditional second round draft pick in 2016 from Sacramento in exchange for Hilton Armstrong.
January 11, 2010	Acquired Aaron Gray in exchange for Devin Brown.
January 25, 2010	Acquired conditional second round draft pick in 2014 from L.A. Clippers for Bobby Brown.
January 26, 2010	

TEAM HISTORY

February 5, 2010	Signed Jason Hart to 10-day contract.
April 20, 2010	Jeff Bower steps down as head coach and resumes sole focus on General Manager duties.
2010-11	
June 7, 2010	Monty Williams named Head Coach
June 30, 2010	Michael Malone, Bryan Gates and James Borrego named Assistant Coaches.
July 8, 2010	Acquired draft rights to Craig Brackins and Quincy Pondexter from Oklahoma City in exchange for the draft rights to Cole Aldrich and Morris Peterson.
July 13, 2010	General Manager Jeff Bower resigns.
July 27, 2010	Dell Demps named General Manager.
August 4, 2010	Randy Ayers and Fred Vinson named Assistant Coaches; Michael Malone named Lead Assistant Coach
August 11, 2010	Tim Connelly hired as Assistant General Manager and Gerald Madkins hired as Vice President of Player Personnel today.
August 11, 2010	Acquired Trevor Ariza from the Houston Rockets in a trade that sent James Posey and Darren Collison from New Orleans to Indiana, Courtney Lee from New Jersey to Houston and Troy Murphy from Indiana to New Jersey.
August 11, 2010	Acquired Marco Belinelli from Toronto in exchange for Julian Wright.
August 31, 2010	Mark Cranston named Head Athletic Trainer, Carlos Daniel named Strength Coach and Adam Tatalovich named Video Coordinator.
September 7, 2010	Signed free agent Mustafa Shakur.
September 17, 2010	Signed free agents D.J. Strawberry and Darryl Watkins; announced hiring of scouts David Booth, John Caridio and Terrance "Doc" Martin.
September 20, 2010	Signed free agent Joe Alexander.
September 23, 2010	Acquired Willie Green and Jason Smith from Philadelphia in exchange for Darius Songaila and Craig Brackin
September 24, 2010	Signed free agents Jannero Pargo and Pops Mensah-Bonsu.
October 5, 2010	Released Jannero Pargo.
October 15, 2010	Signed free agent D.J. Mbenga.
October 18, 2010	Acquired Curtis Jerrells, waived Mustafa Shakur and Darryl Watkins.
October 20, 2010	Waived D.J. Strawberry.
October 23, 2010	Acquired Jerryd Bayless from the Portland Trail Blazers in exchange for a conditional first round pick.
October 24, 2010	Waived Curtis Jerrells.
November 13, 2010	Waived Joe Alexander.
November 19, 2010	Traded Jerryd Bayless and Peja Stojakovic to Toronto in exchange for Jarrett Jack, Marcus Banks and David Andersen.
January 4, 2011	Waived Pops Mensah-Bonsu.
February 4, 2011	Signed Sasha Pavlovic to a 10-day contract.
February 23, 2011	Acquired Carl Landry from the Sacramento Kings for Marcus Thornton and cash considerations.
March 9, 2011	Signed Jerel McNeal to a 10-day contract.
March 26, 2010	Signed Patrick Ewing Jr. to a 10-day contract.
April 5, 2011	Signed Patrick Ewing Jr. for the remainder of season.
2011-12	
June 23, 2011	Trade the rights to forward/center Jonathan Harrelson (45th overall pick in the 2011 NBA Draft) to the New York Knicks for financial considerations.
June 27, 2011	Forward David West declines player option for the 2011-12 season and becomes a free agent.; center Aaron Gray declines player option for the 2011-12 season and becomes a free agent.
June 30, 2011	Extend qualifying offer to guard Marco Belinelli for the 2011-12 season.
July 7, 2011	Reigning NBA D-League champion Iowa Energy named new Hornets D-League affiliate.
August 2, 2011	Dave Hanners named assistant coach. Randy Ayers promoted to lead assistant.
December 9, 2011	Hornets sign nine free agents (Brian Butch, Justin Dentmon, Jerome Dyson, Moses Ehambe, Carldell Johnson, Trey Johnson, DaJuan Summers, Trey Johnson and Terrico White) to traininc camp roster.
December 13, 2011	Guard Marco Belinelli signs qualifying offer.
December 13, 2011	Waive forward Patrick Ewing Jr.
December 14, 2011	Acquire forward Al-Farouq Aminu, guard Eric Gordon, center Chris Kaman and the more favorable of the 2012 first round picks between the Los Angeles Clippers and MinnesotaTimberwolves from the Clippers in exchange for guard Chris Paul and two 2015 2nd round picks.
December 17, 2011	Re-sign free agent forward Carl Landry and forward/center Jason Smith...waive guards Justin Dentmon, Terrico White and Moses Ehambe.
December 19, 2011	Waive forward David Andersen.
December 23, 2011	Sign forward/center Gustavo Ayon...waive center Brian Butch.
December 24, 2011	Acquire guard Greivis Vasquez from the Memphis Grizzlies for forward Quincy Pondexter...waive guard Jerome Dyson.
December 31, 2011	Waive forward Lance Thomas.
January 4, 2012	Acquire guard Xavier Henry from the Memphis Grizzlies as part of a three-team trade in exchange for a 2013 2nd round pick.
January 27, 2012	Waive guard Trey Johnson.
February 6, 2012	Sign forward Lance Thomas to a 10-day contract.
February 7, 2012	Waive guard Carldell 'Squeaky' Johnson and forward DaJuan Summers.
February 8, 2012	Sign guard Donald Sloan to a 10-day contract.
February 15, 2012	Sign forward Solomon Jones to a 10-day contract.

TEAM HISTORY

February 16, 2012	Sign forward Lance Thomas to a second 10-day contract.
February 20, 2012	Sign guard Donald Sloan to a second 10-day contract.
February 27, 2012	Sign forward Lance Thomas for the remainder of the season; sign center Solomon Jones to a second 10-day contract.
March 9, 2012	Sign center Jeff Foote to a 10-day contract.
March 18, 2012	Assign guard Xavier Henry to the Iowa Energy of the NBA Developmental League.
March 19, 2012	Recall guard Xavier Henry from the Iowa Energy of the NBA Developmental League.
March 20, 2012	Claim center Chris Johnson off waivers.
April 10, 2012	Sign guard Jerome Dyson to a 10-day contract.
April 18, 2012	Sign center Darryl Watkins for the remainder of the season; waive center Chris Johnson.
April 20, 2012	Sign guard Jerome Dyson for the remainder of the season.
2012-13	
June 15, 2012	Tom Benson's purchase of the franchise is approved by the NBA's Board of Governors.
June 20, 2012	Acquire forward Rashard Lewis and the 46th pick in the 2012 NBA Draft from the Washington Wizards in exchange for center Emeka Okafor and forward Trevor Ariza.
June 28, 2012	Extend qualifying offer to guard Eric Gordon, making him a restricted free agent.
June 28, 2012	Draft forward Anthony Davis (Kentucky) with the first overall pick in the 2012 NBA Draft, guard Austin Rivers (Duke) with the 10th pick and forward Darius Miller (Kentucky) 46th overall in the 2013 NBA Draft.
June 30, 2012	Waive forward Rashard Lewis.
July 11, 2012	Acquire forward Ryan Anderson from the Orlando Magic in exchange for forward/center Gustavo Ayon; acquire forward/center Edin Bavec from the Philadelphia 76ers in a three-way deal that sent guard Jarrett Jack to the Golden State Warriors and center Darryl Watkins to the 76ers, while forward Dorell Wright went from Golden State to Philadelphia.
July 13, 2012	Acquire center Brad Miller, the Brooklyn Nets' 2013 second round pick and the Minnesota Timberwolves' 2016 second round pick from Minnesota in exchange for the New Orleans' protected second round pick in 2017.
July 14, 2012	Match the Phoenix Suns' offer to restricted free agent guard Eric Gordon.
July 24, 2012	Sign 2012 draft picks forward Anthony Davis and guard Austin Rivers.
July 27, 2012	Acquire center Robin Lopez, forward Hakim Warrick and cash considerations from the Phoenix Suns in exchange for guard Jerome Dyson and center Brad Miller, with two second round picks (acquired in the July 13 trade) going to Minnesota as part of the three-team deal that sent forward Wesley Johnson and a first round pick from Minnesota to Phoenix.
August 4, 2012	Sign guard Roger Mason, Jr.
August 16, 2012	Sign guard Brian Roberts.
August 19, 2012	Sign Head Coach Monty Williams to a contract extension.
September 6, 2012	Sign second round pick Darius Miller.
October 1, 2012	Sign free agents Solomon Alabi, Dominique Morrison and Chris Wright for training camp roster.
October 8, 2012	Waive training camp invitee Domonique Morrison.
October 24, 2012	Waive training camp invitees Solomon Alabi and Chris Wright.
November 13, 2012	Acquire guard Matt Carroll from the Charlotte Bobcats in exchange for forward Hakim Warrick.
November 20, 2012	Waive guard Matt Carroll.
December 16, 2012	Sign forward Dominic McGuire
January 4, 2013	Waive forward Dominic McGuire
January 7, 2013	Sign guard Donald Sloan to 10-day contract.
March 3, 2013	Sign foward/center Henry Sims to 10-day contract.
March 8, 2013	Sign guard Terrel Harris to 10-day contract.
March 12, 2013	Sign center Lou Amundson for the remainder of the season.
March 18, 2013	Sign guard Terrel Harris to second 10-day contact.
March 28, 2013	Sign guard Terrel Harris for the remainder of the season.
2013-14	
June 27, 2013	Draft center Nerlens Noel (Kentucky) with the sixth overall pick in the 2014 NBA Draft.
July 10, 2013	Waive forward Lance Thomas; Renounce rights to Louis Amundson, Xavier Henry and Roger Mason, Jr.; Sign free agents Al-Farouq Aminu and Greg Stiemsma; Acquire Tyreke Evans (from Sacramento) and drafts rights to Jeff Withey (from Portland) in a three team trade that sent Robin Lopez and Terrel Harris (from New Orleans) to Portland, and Grevis Vasquez (from New Orleans), a 2016 second round pick, a future second round pick and cash considerations (from Portland) to Sacramento.
July 12, 2013	Acquired Jrue Holiday and the draft rights to Pierre Jackson from Philadelphia in exchange for the draft rights to Nerlens Noel and a 2014 first round pick.
July 18, 2013	Sign free agent Anthony Morrow.
July 30, 2013	Sign center Jeff Withey to a contract.
August 22, 2013	Sign forwards Lance Thomas and Arinze Onuaku to contracts.
November 12, 2013	Sign forwards Josh Childress and Lou Amundson, waive forwards Lance Thomas and Arinze Onuaku.
December 11, 2013	Waive forward Josh Childress.
December 20, 2013	Sign center Alexis Ajinca.
December 31, 2013	Waive Lou Amundson.
January 21, 2014	Acquire guard Tyshawn Taylor from the Brooklyn Nets in exchange for the draft rights to Edin Bavec.

TEAM HISTORY

January 23, 2014	Waive Tyshawn Taylor.
February 4, 2014	Sign forward Luke Babbitt.
April 11, 2014	Sign forward James Southerland.
April 14, 2014	Sign forward Melvin Ely, Waive center Greg Stiemsma.
2014-15	
June 28, 2014	Acquire the draft rights to guard Russ Smith from the Philadelphia 76ers in exchange for the rights to guard Pierre Jackson.
July 11, 2014	Acquire forward Alonzo Gee from Cleveland in exchange for future draft considerations.
July 13, 2014	Acquire guard Scotty Hopson from Charlotte in exchange for cash considerations.
July 15, 2014	Acquire center Omer Asik, forward Omri Casspi and cash considerations from Houston in a three-team trade that sent forward Alonzo Gee, guard Scotty Hopson and a 2015 protected first-round draft pick to Houston and center Melvin Ely to the Washington Wizards, while forward Trevor Ariza went from Washington to Houston.
July 22, 2014	Sign free agent guard Jimmer Fredette.
July 23, 2014	Waive forward Omri Casspi.
July 24, 2014	Sign forward Patric Young.
July 26, 2014	Re-sign free agent forward Darius Miller.
August 26, 2014	Sign free agent forward John Salmons.
September 26, 2014	Sign guard Dionte Christmas, forward Kevin Jones, and center Vernon Macklin.
October 1, 2014	Sign guard D.J. Stephens.
October 9, 2014	Waive center Vernon Macklin.
October 17, 2014	Waive guard Dionte Christmas.
October 24, 2014	Waive forward Kevin Jones and guard D.J. Stephens.
October 24, 2014	Exercise fourth year option on forward Anthony Davis.
November 30, 2014	Waive forward Darius Miller and forward Patric Young.
December 4, 2014	Sign forward Dante Cunningham.
December 5, 2014	Sign guard Gal Mekel.
December 19, 2014	Waive guard Gal Mekel.
January 12, 2015	Acquire guard/forward Quincy Pondexter from Memphis in a three-team trade that sent guard Austin Rivers to Boston and guard Russ Smith to Memphis.
January 14, 2015	Sign guard Nate Wolters to a 10-day contract.
January 24, 2015	Sign guard Nate Wolters to a second 10-day contract.
February 4, 2015	Sign guard Toney Douglas to a 10-day contract.
February 18, 2015	Sign guard Toney Douglas to second 10-day contract.
February 19, 2015	Waive guard Toney Douglas; Acquire guard Norris Cole, center Justin Hamilton, and forward Shawne Williams from Miami as part of a three team trade that sent forward John Salmons to Phoenix; Acquire guard Ish Smith, rights to forward Latavius Williams, cash and draft considerations from Oklahoma City in exchange for draft considerations. Waive guard Ish Smith.
February 22, 2015	Waive forward Shawne Williams.
March 3, 2015	Waive center Justin Hamilton.
March 4, 2015	Sign guard Elliot Williams to a 10-day contract.
March 14, 2015	Sign guard Elliot Williams to a second 10-day contract.
March 24, 2015	Re-sign guard Toney Douglas.
May 12, 2015	Monty Williams relieved of his duties as Head Coach.
May 30, 2015	Alvin Gentry named Head Coach.
2015-16	
June 25, 2015	Draft forward Branden Dawson (Michigan State) with 56th overall pick, trade the rights of Branden Dawson to the Los Angeles Clippers for Cash Considerations.
July 9, 2015	Sign forward Anthony Davis to contract extension, re-sign forward Dante Cunningham and centers Alexis Ajinca and Omer Asik to contracts.
July 16, 2015	Sign guard Alonzo Gee.
July 20, 2015	Re-sign forward Luke Babbitt.
July 28, 2015	Sign center Kendrick Perkins.
July 31, 2015	Waive guard Toney Douglas.
August 20, 2015	Sign guard Bryce Dejean-Jones.
September 10, 2015	Sign guard Sean Kilpatrick.
September 17, 2015	Re-sign guard Norris Cole.
September 23, 2015	Sign forward Jeff Adrien, guard/forward Chris Douglas-Roberts and guard Corey Webster.
October 11, 2015	Sign center Jerome Jordan
October 14, 2015	Sign center Mirza Begić
October 15, 2015	Waive guard Corey Webster, sign guard Bo McCalebb
October 16, 2015	Waive centers Mirza Begić and Jerome Jordan, sign guard Nate Robinson
October 23, 2015	Waive guards Sean Kilpatrick and Chris Douglas-Roberts
October 24, 2015	Waive forward Jeff Adrien and guards Bryce Dejean-Jones and Bo McCalebb
October 26, 2015	Sign guard Ish Smith
October 29, 2015	Waive guard Nate Robinson
October 30, 2015	Sign guard Toney Douglas

TEAM HISTORY

November 10, 2015	Sign guard Jimmer Fredette
November 19, 2015	Waive guard Jimmer Fredette
December 24, 2015	Trade Ish Smith to Philadelphia in exchange for two second-round draft picks.
January 21, 2016	Sign guard Bryce Dejean-Jones to 10-day contract
February 1, 2016	Sign guard Bryce Dejean-Jones to second 10-day contract
February 18, 2016	Acquire forward Jamell Stokes and cash considerations from Miami in exchange for future second round draft pick
February 19, 2016	Re-sign guard Bryce Dejean-Jones, waive forward Jamell Stokes
March 9, 2016	Sign guard Orlando Johnson to 10-day contract
March 16, 2016	Sign guard Tim Frazier to 10-day contract
March 25, 2016	Sign forward Jordan Hamilton to 10-day contract
March 26, 2016	Sign guard Tim Frazier for remainder of the 2015-16 season
March 30, 2016	Sign forward James Ennis to 10-day contract
April 4, 2016	Sign forward Jordan Hamilton for remainder of the 2015-16 season
April 9, 2016	Sign forward James Ennis for remainder of the 2015-16 season
June 8, 2016	Name Danny Ferry Basketball Operations Special Advisor

2016-17

June 23, 2016	Draft guard Buddy Hield (Oklahoma) with the sixth overall pick in the 2016 NBA Draft...Acquire the draft rights to Cheick Diallo (Kansas) from the Los Angeles Clippers in exchange for the draft rights to David Michineau (France) and Diamond Stone (Maryland)
July 10, 2016	Trade forward Luke Babbitt to Miami in exchange for a second-round draft pick and cash considerations
July 12, 2016	Waive guard Toney Douglas
July 21, 2016	Sign forward Solomon Hill and guards Langston Galloway and E'Twaun Moore.
July 22, 2016	Sign 2016 Draft Picks Buddy Hield and Cheick Diallo, sign forward Terrence Jones, re-sign guard/forward Alonzo Gee and guard Tim Frazier
August 12, 2016	Sign guard Shawn Dawson
September 14, 2016	Sign guard Lance Stephenson

TEAM HISTORY

Draft History				NBA Coach Of The Month			
Year	Round	Player (Overall pick)	College	Paul Silas	April	2003	
2002	No selections made			Byron Scott	January	2008	
2003	First	David West (18)	Xavier	Byron Scott	December	2008	
	Second	James Lang (48)	Central Park Christian School (HS)	Monty Williams	January	2011	
2004	First	J.R. Smith (18)	St. Benedict's Prep (HS)	NBA Rookie of the Month			
	Second	Tim Pickett (44)	Florida State	J.R. Smith	Jan., Feb., March	2004-05	
2005	First	Chris Paul (4)	Wake Forest	Chris Paul	Nov-Apr.	2005-06	
	Second	Brandon Bass (33)	LSU	Darren Collison	February	2009-10	
2006	First	Hilton Armstrong (12)	Connecticut	NBA Player of the Week			
	Second	Cedric Simmons (15)	North Carolina State	Baron Davis	28-Oct-03 through 2-Nov-03		
		Marcus Vinicius (43)	Brazil	Jamaal Magloire	5-April-04 through 11-April-04		
2007	First	Julian Wright (13)	Kansas	Chris Paul	30-Jan-06 through 5-Feb-06		
	Second	Adam Haluska (43)	Iowa	Chris Paul	24-Dec-07 through 30-Dec-07		
2008	First	Darrell Arthur (27)*	Kansas	Chris Paul	17-Mar-08 through 23-Mar-08		
2009	First	Darren Collison (21)	UCLA	Chris Paul	28-Oct-08 through 2-Nov-08		
	Second	Marcus Thornton (43)^	LSU	Chris Paul	15-Dec-08 through 21-Dec-08		
2010	First	Cole Aldrich (11)**	Kansas	Chris Paul	12-Jan-09 through 18-Jan-09		
2011	Second	Josh Harrellson (45)^	Kentucky	David West	23-Feb-09 through 1-Mar-09		
2012	First	Anthony Davis (1)	Kentucky	Chris Paul	16-Mar-09 through 22-Mar-09		
	First	Austin Rivers (10)	Duke	Chris Paul	1-Nov-10 through 7-Nov-10		
	Second	Darius Miller (46)	Kentucky	Chris Paul	24-Dec-12 through 30-Dec-12		
2013	First	Nerlens Noel (6)***	Kentucky	Anthony Davis	9-Mar-15 through 15-Mar-15		
2014	No selections made			NBA Coach of the Year			
2015	Second	Branden Dawson (56)^	Michigan State	Byron Scott	2007-08		
2016	First	Buddy Hield (6)	Oklahoma				
	Second	David Michineau (39)****	France				
	Second	Diamond Stone (40)****	Maryland				

* Traded to the Portland Trail Blazers in exchange for cash

^ Acquired from the Miami Heat for second round picks in the 2010 and 2012 NBA Drafts

** Traded to Oklahoma City along with Morris Peterson in exchange for draft rights to Craig Brackins and Quincy Pondexter

^^ Traded to New York for financial considerations

*** Traded to Philadelphia in exchange for Jrue Holiday and draft rights to Pierre Jackson

*** Traded to Los Angeles Clippers for financial considerations

**** Traded to Los Angeles Clippers in exchange for draft rights to Cheick Diallo

Award Winners			
All-NBA Team			
Jamal Mashburn	Third Team	2002-03	
Baron Davis	Third Team	2003-04	
Chris Paul	First Team	2007-08	
Chris Paul	Second Team	2008-09	
Chris Paul	Third Team	2010-11	
Anthony Davis	First Team	2014-15	
NBA All-Defensive Team			
Chris Paul	Second Team	2007-08	
Chris Paul	First Team	2008-09	
Anthony Davis	Second Team	2014-15	
NBA Rookie of the Year (Eddie Gottlieb Trophy)			
Chris Paul (T-Mobile NBA Rookie of the Year)		2005-06	
NBA Sportsmanship Award (Joe Dumars Trophy)			
PJ Brown		2003-04	
NBA All-Rookie Team			
Chris Paul	First Team	2005-06	
Darren Collison	First Team	2009-10	
Marcus Thornton	Second Team	2009-10	
Anthony Davis	First Team	2012-13	
NBA Player of the Month			
Jamal Mashburn	February	2003	
Baron Davis	November	2003	
Jamaal Magloire	April	2004	
Chris Paul	December	2007	
Chris Paul	March	2008	
Chris Paul	November	2008	
Chris Paul	March	2009	
Chris Paul	January	2010	

TEAM HISTORY

All-Star Weekend

All-Star Game Appearances

Date	Site	Player	Role	Min	FG	FGA	3P	3PA	FT	FTM	OFF	DEF	TOT	AST	ST	BLK	PTS
9-Feb-03	Atlanta	Jamal Mashburn	Reserve	14	4	7	2	2	0	0	0	4	4	2	2	0	10
15-Feb-04	Los Angeles	Baron Davis	Reserve	16	3	9	1	6	0	0	0	0	0	7	1	0	7
15-Feb-04	Los Angeles	Jamaal Magloire	Reserve	21	9	16	0	0	1	2	3	5	8	0	1	1	19
17-Feb-08	New Orleans	Chris Paul	Reserve	27	7	14	2	6	0	0	2	1	3	14	4	0	16
17-Feb-08	New Orleans	David West	Reserve	16	3	6	0	0	0	0	2	2	4	1	0	0	6
15-Feb-09	Phoenix	Chris Paul	Starter	29	7	14	0	1	0	0	1	6	7	14	3	0	14
15-Feb-09	Phoenix	David West	Reserve	14	3	5	0	0	0	0	1	2	3	0	1	0	6
14-Feb-10	Dallas	Chris Paul	Reserve														
20-Feb-11	Los Angeles	Chris Paul	Starter	29	3	7	2	3	2	2	1	3	4	7	5	0	10
16-Feb-14	New Orleans	Anthony Davis	Reserve	10	5	6	0	0	0	0	0	1	1	0	2	0	10
15-Feb-15	New York	Anthony Davis	Starter														
14-Feb-16	Toronto	Anthony Davis	Reserve	15	12	13	0	0	0	0	3	3	6	0	1	0	24

Rookie Challenge (Rookies vs. Sophomores)

Date	Site	Player	Role	Min	FG	FGA	3P	3PA	FT	FTM	OFF	DEF	TOT	AST	ST	BLK	PTS
17-Feb-06	Houston	Chris Paul	Starter	28	3	8	0	3	2	2	0	4	4	11	5	0	8
16-Feb-07	Las Vegas	Chris Paul	Starter	25	7	10	1	2	1	2	0	3	3	17	9	0	16

BBVA Rising Stars Challenge

Date	Site	Player	Role	Min	FG	FGA	3P	3PA	FT	FTM	OFF	DEF	TOT	AST	ST	BLK	PTS
15-Feb-13	Houston	Anthony Davis	Starter	20	5	8	1	2	0	0	1	8	9	1	1	2	11
14-Feb-14	New Orleans	Anthony Davis	Starter	28	8	14	0	0	0	0	2	6	8	4	3	2	16

Three-Point Shootout

Date	Site	Player	Result
9-Feb-03	Atlanta	David Wesley	Eliminated in first round – fifth place
16-Feb-08	New Orleans	Peja Stojakovic	Eliminated in first round – fourth place
16-Feb-13	Houston	Ryan Anderson	Eliminated in first round – third place

Slam Dunk Contest

Date	Site	Player	Result
19-Feb-05	Denver	Chris Andersen	Eliminated in first round – fourth place
19-Feb-05	Denver	J.R. Smith	Eliminated in first round – third place

Skills Challenge

Date	Site	Player	Result
15-Feb-04	Los Angeles	Baron Davis	First place
18-Feb-06	Houston	Chris Paul	Third place
17-Feb-07	Las Vegas	Chris Paul	Fourth place
16-Feb-08	New Orleans	Chris Paul	Second place
13-Feb-16	Toronto	Anthony Davis	Eliminated in first round

TEAM HISTORY

All-Time Collegiate Roster

Alabama.....	Alonzo Gee	Nevada.....	Luke Babbitt
Alabama-Birmingham.....	Cardell Johnson	Kirk Snyder
Arkansas.....	Jannerro Pargo	Nevada-Las Vegas.....	Louis Amundson
Arizona.....	Jerryd Bayless	Stacey Augmon
.....	Sean Rooks	Bryce Dejean-Jones
Arizona State.....	Ike Diogu	North Carolina.....	George Lynch
Baylor.....	David Wesley	Shammond Williams
Ball State.....	Bonzi Wells	North Carolina State.....	Cedric Simmons
Blinn J.C. (TX).....	Chris Andersen	Notre Dame.....	Matt Carroll
Bowling Green.....	Antonio Daniels	Ohio State.....	Jim Jackson
Brigham Young.....	Jimmer Fredette	Oklahoma State.....	Terrel Harris
California.....	Ryan Anderson	Desmond Mason
.....	Sean Marks	Penn State.....	Tim Frazier
California-Santa Barbara.....	Orlando Johnson	Pittsburgh.....	Aaron Gray
Cal-State Fullerton.....	Bobby Brown	Purdue.....	Carl Landry
Clemson.....	Elden Campbell	South Dakota State.....	Nate Wolters
.....	Dale Davis	South Florida.....	Solomon Jones
Central Connecticut State.....	Corsley Edwards	Stanford.....	Josh Childress
Central Michigan.....	Chris Kaman	Casey Jacobsen
Cleveland State.....	Norris Cole	Robin Lopez
Colorado State.....	Jason Smith	Syracuse.....	Jason Hart
Connecticut.....	Hilton Armstrong	Arinze Onuaku
.....	Jerome Dyson	James Southerland
.....	Emeka Okafor	Hakim Warrick
Cornell.....	Jeff Foote	Darryl Watkins
Creighton.....	Anthony Tolliver	Temple.....	Marc Jackson
Dayton.....	Brian Roberts	Texas.....	Jordan Hamilton
Detroit.....	Willie Green	Texas A&M.....	Donald Sloan
Duke.....	Austin Rivers	Texas Christian.....	Lee Nailon
.....	Lance Thomas	Texas-San Antonio.....	Devin Brown
Duquesne.....	Mike James	Tulane.....	Linton Johnson
Fayetteville State.....	Darrell Armstrong	UCLA.....	Trevor Ariza
Florida State.....	Tim Pickett	Darren Collison
.....	Toney Douglas	Baron Davis
Fresno State.....	Courtney Alexander	Jrue Holiday
.....	Melvin Ely	Jerome Moiso
.....	Dominic McGuire	USC.....	Robert Pack
George Washington.....	Pops Mensah-Bonsu	Valparaiso.....	Bryce Drew
Georgetown.....	Patrick Ewing Jr.	Vanderbilt.....	Matt Freije
.....	Henry Sims	Villanova.....	Dante Cunningham
.....	DaJuan Summers	Virginia.....	Roger Mason, Jr.
Georgia Tech.....	Kenny Anderson	Wake Forest.....	Al-Farouq Aminu
.....	Jarrett Jack	Chris Paul
.....	Anthony Morrow	Rodney Rogers
Gonzaga.....	Dan Dickau	Ish Smith
Hofstra.....	Speedy Claxton	Darius Songaila
Indiana.....	Eric Gordon	Washington.....	Quincy Pondexter
.....	Kirk Haston	Nate Robinson
Iowa.....	Ryan Bowen	West Florida.....	Moochie Norris
.....	Matt Bullard	Wichita State.....	Gal Mekel
Iowa State.....	Bryce Dejean-Jones	Wingate.....	Junior Harrington
.....	Marcus Fizer	Wisconsin.....	Greg Stiemsma
.....	Jackson Vroman	Xavier (Ohio).....	James Posey
Jackson State.....	Trey Johnson	David West
Kansas.....	Xavier Henry	Aaron Williams
.....	Jeff Withey	No College.....	Alexis Ajinca
.....	Julian Wright	Omer Asik
Kentucky.....	Anthony Davis	David Andersen
.....	Jamaal Magloire	Gustavo Ayon
.....	Jamal Mashburn	Marco Belinelli
.....	Darius Miller	Tyson Chandler
La Salle.....	Rasual Butler	Alex Garcia
Long Beach State.....	James Ennis	Maciej Lampe
Louisiana State.....	Brandon Bass	James Lang
.....	Maurice Carter	Rashard Lewis
.....	Chris Johnson	Arvydas Macijauskas
.....	Randy Livingston	DJ Mbenga
.....	Marcus Thornton	Bostjan Nachbar
Louisiana Tech.....	PJ Brown	Sasha Pavlovic
Louisville.....	Russ Smith	Kendrick Perkins
Maryland.....	Lonnie Baxter	J.R. Smith
.....	Greivis Vasquez	Peja Stojakovic
McNeese State.....	Tierre Brown	Marcus Vinicius
Memphis.....	Sean Banks	
.....	Tyrece Evans	156 players representing 85 colleges and universities.	
.....	Elliot Williams	18 players did not attend college.	
Miami.....	John Salmons		
Michigan.....	Robert Traylor		
Michigan State.....	Morris Peterson		
.....	Steve Smith		
Minnesota.....	Bobby Jackson		

TEAM HISTORY

All-Time Numerical Roster

0	Al-Farouq Aminu Orlando Johnson	9	George Lynch Morris Peterson* Russ Smith Darius Songaila	24	Carl Landry Jamal Mashburn Desmond Mason Gal Mekel Morris Peterson* Bonzi Wells	50	Matt Bullard Antonio Daniels Emeka Okafor
1	Chris Andersen* Trevor Ariza Baron Davis Ike Diogu Tyreke Evans Kirk Snyder Hakim Warrick	10	Darrell Armstrong* Eric Gordon Bostjan Nachbar	25	Jordan Hamilton Moochie Norris Austin Rivers	54	Jeff Foote James Lang Rodney Rogers
2	Stacey Augmon Darren Collison Dan Dickau Tim Frazier Jarrett Jack Darius Miller Jannero Pargo Nate Robinson Elliot Williams	11	David Andersen Jerome Dyson Jason Hart Jrue Holiday Marcus Vinicius Shammond Williams	28	D.J. Mbenga		
3	Darrell Armstrong* Omer Asik Lonny Baxter Randy Livingston Anthony Morrow Chris Paul	12	Alexis Ajinca* Chris Andersen* Kenny Anderson Hilton Armstrong Terrel Harris Trey Johnson Donald Sloan	31	Bryce Dejean-Jones James Southerland Darryl Watkins		
4	Melvin Ely* James Ennis Xavier Henry Sean Marks Ish Smith Jackson Vroman David Wesley Nate Wolters	13	Robert Pack Jason Smith	32	Courtney Alexander Sean Banks Jerryd Bayless Jimmer Fredette Casey Jacobsen Julian Wright		
5	Elden Campbell Maurice Carter Speedy Claxton Mike James Cardell Johnson Dominic McGuire Kendrick Perkins Marcus Thornton Jeff Withey	14	Gustavo Ayon Alonzo Gee Maciej Lampe Robin Lopez John Salmons	33	Ryan Anderson Brandon Bass Melvin Ely* Willie Green Lee Nailon		
6	Bobby Brown Tierre Brown Tyson Chandler Junior Harrington Jerome Moiso Arvydas Macijauskas Sasha Pavlovic	15	Toney Douglas Peja Stojakovic	34	Dale Davis Corsley Edwards Aaron Gray Greg Stiemsma Robert Traylor Aaron Williams		
8	Luke Babbitt Marco Belinelli Josh Childress Bobby Jackson Roger Mason, Jr. Steve Smith	16	Louis Amundson Bryce Drew	35	Matt Freije Kirk Haston Chris Kaman		
		17	Alex Garcia Chris Johnson Quincy Pondexter Henry Sims	40	Ryan Bowen		
		18	Marcus Fizer Jamaal Magloire Arinze Onuaku Greivis Vasquez	41	James Posey		
		22	Patrick Ewing Jr. Tim Pickett Brian Roberts Cedric Simmons Dajuan Summers	42	Alexis Ajinca* PJ Brown Lance Thomas		
		23	Linton Johnson	43	Dante Cunningham Marc Jackson Pops Mensah-Bonsu		
		44	Rasual Butler Sean Rooks				

38 numbers worn by 156 players.
Five players wore more than one number (*).
Number seven has been retired to honor the legacy of New Orleans Jazz great "Pistol" Pete Maravich.

TEAM HISTORY

Franchise Firsts

New Orleans
First Game: vs. Utah, 10/30/02
First Win: 100-75 vs. Utah, 10/30/02
First Loss: 84-79 at Chicago, 11/1/02
First Road Win: at New York (97-91 OT Win), 11/10/02
First Overtime Game: at New York (97-91 Win), 11/10/02
First Overtime Win: at New York (97-91 Win), 11/10/02
First Starting Lineup: F-Jamal Mashburn, F-PJ Brown, C-Jamaal Magloire, G-Baron Davis, G-David Wesley
First Point: PJ Brown vs. Utah, 10/30/02 (13' jumper)
First Field Goal Attempt: Baron Davis vs. Utah, 10/30/02 (miss)
First Field Goal Made: PJ Brown vs. Utah, 10/30/02 (13' jumper)
First Free Throw Made: PJ Brown vs. Utah, 10/30/02
First Three-Point FG Attempt: Baron Davis vs. Utah, 10/30/02
First Three-Point FG Made: Baron Davis vs. Utah, 10/30/02
First Rebound: Jamal Mashburn vs. Utah, 10/30/02
First Assist: Jamal Mashburn vs. Utah, 10/30/02
First Steal: Baron Davis vs. Utah, 10/30/02
First Blocked Shot: Robert Traylor vs. Utah, 10/30/02
First 20-Plus Pts Game: 21 by Baron Davis vs. Utah, 10/30/02
First 30-Plus Pts Game: 35 by Jamal Mashburn vs. Miami, 11/2/02
First 40-Plus Pts Game: 50 by Jamal Mashburn vs. Memphis, 2/21/03
First 10-Plus Reb Game: 10 by PJ Brown vs. Miami, 11/2/02
First 20-Plus Reb Game: 20 by Jamaal Magloire vs. Indiana, 2/12/03
First 10-Plus Asst Game: 10 by Baron Davis vs. Utah, 10/30/02
First 20-Point-20 Rebound Game: 23 points, 21 rebounds by Jamaal Magloire at Toronto, 3/7/2004
First 20-Plus Asst Game: 21 by Chris Paul at Los Angeles Lakers, 11/6/2008

All-Time Attendance Totals

Season	Regular Season			NBA Playoffs		
	Games	Attendance	Average	Games	Attendance	Average
2002-03	41	641,683	15,651	3	52,133	17,378
2003-04	41	587,613	14,332	3	47,557	15,852
2004-05	41	583,070	14,221	--	--	--
2005-06*	41	744,920	18,169	--	--	--
2006-07^	41	731,165	17,833	--	--	--
2007-08	41	581,432	14,181	7	126,009	18,001
2008-09	41	695,727	16,968	2	34,725	17,363
2009-10	41	620,366	15,131	--	--	--
2010-11	41	603,088	14,709	3	54,372	18,124
2011-12	33	498,618	15,110	--	--	--
2012-13	41	565,930	13,803	--	--	--
2013-14	41	672,029	16,391	--	--	--
2014-15	41	683,757	16,677	2	36,887	18,444
2015-16	41	688,549	16,793	--	--	--
Totals	566	8,979,937	15,866	20	351,683	17,584

* Played home games at four sites: Oklahoma City (Ford Center, 36 games) - Avg. 18,717, New Orleans, LA (New Orleans Arena, three games) - Avg. 17,485, Baton Rouge, LA (Pete Maravich Assembly Center, one game) - 7,302, Norman, OK (Lloyd Noble Center, one game) - 11,343
^ Played home games at two sites: Oklahoma City (Ford Center, 35 games) - Avg. 17,951, New Orleans, LA (New Orleans Arena, six games) - Avg. 17,129

TEAM HISTORY

All-Time Preseason Results

Date	Opponent	W/L	Score	Site
10/3/2015	at Indiana	W	110-105	Bankers Life Field House, Indianapolis, Ind.
10/9/2015	vs. Atlanta	L	93-103	Veterans Memorial Arena, Jacksonville, Fl.
10/12/2015	at Chicago	W	123-115	United Center, Chicago, Ill.
10/17/2015	vs. Sacramento	L	98-107	Rupp Arena, Lexington Ky.
10/19/2015	at Houston	L	100-120	Toyota Center, Houston, Tx.
10/21/2015	at Orlando	L	107-110 (OT)	Amway Center, Orlando, Fl.
10/23/2015	Miami	W	93-90	Smoothie King Center, New Orleans, La.
10/4/2014	at Miami	W	98-86	KFC Yum! Center, Louisville, Ky.
10/6/2014	at Atlanta	L	87-93	Phillips Arena, Atlanta, Ga.
10/8/2014	Washington	L	89-94	Veterans Memorial Arena, Jacksonville, Fl.
10/14/2014	Houston	W	117-98	Smoothie King Center, New Orleans, La.
10/16/2014	Oklahoma City	W	120-86	Smoothie King Center, New Orleans, La.
10/20/2014	at Washington	W	88-84	Baltimore Arena, Baltimore, Md.
10/23/2014	Dallas	W	88-85	CenturyLink Center, Bossier City, La.
10/5/2013	at Houston	W	116-115	Toyota Center, Houston, Tx.
10/7/2013	at Dallas	W	94-92	American Airlines Center, Dallas, Tx.
10/9/2013	at Orlando	W	99-95	Veterans Memorial Arena, Jacksonville, Fl.
10/13/2013	Atlanta	W	105-73	Mississippi Coast Coliseum, Biloxi, Ms.
10/17/2013	at Oklahoma City	W	105-102	BOK Center, Tulsa, Ok.
10/19/2013	Washington	W	93-89	Rupp Arena, Lexington, Ky.
10/23/2013	Miami	L	95-108	New Orleans Arena, New Orleans, La.
10/25/2013	at Orlando	W	101-82	New Orleans Arena, New Orleans, La.
10/7/2012	Orlando	W	85-80	Mexico City Arena, Mexico City, Mx.
10/9/2012	Charlotte	W	97-82	New Orleans Arena, New Orleans, La.
10/11/2012	at Charlotte	W	90-87	North Charleston Coliseum, Charleston, S.C.
10/12/2012	at Houston	L	75-95	Toyota Center, Houston, Texas
10/18/2012	at Atlanta	L	68-97	Phillips Arena, Atlanta, Ga.
10/22/2012	at Dallas	L	74-87	American Airlines Center, Dallas, Texas
10/24/2012	Houston	L	90-97	New Orleans Arena, New Orleans, La.
10/26/2012	at Miami	W	96-89	American Airlines Arena, Miami, Fl.
12/16/2011	at Memphis	W	97-90	FedEx Forum, Memphis, Tn.
12/21/2011	Memphis	W	95-80	New Orleans Arena, New Orleans, La.
10/9/2010	Memphis	L	90-97	New Orleans Arena, New Orleans, La.
10/10/2010	at Orlando	L	81-135	Amway Center, Orlando, Fla.
10/13/2010	Miami	W	90-76	New Orleans Arena, New Orleans, La.
10/15/2010	at Indiana	L	98-101	Conseco Fieldhouse, Indianapolis, Ind.
10/16/2010	Atlanta	L	74-84	Health Alliance Cen., Johnson City, Tenn.
10/18/2010	at Memphis	L	91-96	FedEx Forum, Memphis, Tenn.
10/20/2010	at Charlotte	L	98-105	Time Warner Cble Arena, Charlotte, N.C.
10/21/2010	at Oklahoma City	L	86-101	Okla. City Arena, Oklahoma City, Okla.
10/7/2009	Atlanta	L	102-108	Phillips Arena, Atlanta, Ga.
10/8/2009	Charlotte	L	101-108	Greensboro Coliseum, Greensboro, N.C.
10/10/2009	Oklahoma City	W	88-79	New Orleans Arena, New Orleans, La.
10/13/2009	vs. Orlando	L	86-121	Charles Koch Arena, Withita, Kansas
10/15/2009	at Miami	L	81-97	Sprint Center, Kansas City, Mo.
10/17/2009	vs. Indiana	W	108-96	New Orleans Arena, New Orleans, La.
10/22/2009	at Golden State	L	92-126	ORACLE Arena, Oakland, Calif.
10/23/2009	at L.A. Clippers	L	88-91	STAPLES Center, Los Angeles, Calif.
10/5/2008	Golden State	W	106-103	New Orleans Arena, New Orleans, La.
10/8/2008	at Indiana	W	105-71	Indiana Fairgrounds, Indianapolis, Ind.
10/10/2008	at San Antonio	W	89-84	AT&T Center, San Antonio, Texas
10/14/2008	Washington	W	96-80	O2 World, Berlin, Germany
10/17/2008	Washington	W	102-80	Palau Sant Jordi, Barcelona, Spain
10/21/2008	Indiana	W	101-96	New Orleans Arena, New Orleans, La.
10/23/2008	Miami	W	100-80	USA Mitchell Center, Mobile, Ala.
10/9/2007	Houston	W	94-92	Ford Center, Oklahoma City, Okla.
10/10/2007	at Indiana	L	96-101	Conseco Fieldhouse, Indianapolis, Ind.
10/13/2007	at Phoenix	W	111-106	US Airways Center, Phoenix, Ariz.
10/15/2007	Indiana	L	104-117	New Orleans Arena, New Orleans, La.
10/19/2007	Miami	W	92-85	Mississippi Coast Coliseum, Biloxi, Miss.
10/21/2007	at Dallas	L	97-103	American Airlines Center, Dallas, Texas
10/24/2007	Atlanta	L	98-107	New Orleans Arena, New Orleans, La.
10/26/2007	at Charlotte	W	111-100	Joel Coliseum, Winston-Salem, N.C.
10/10/2006	vs. Dallas	W	84-81	Ford Center, Oklahoma City, Okla.
10/13/2006	vs. Orlando	L	100-85	Ford Center, Oklahoma City, Okla.
10/17/2006	at Miami	L	109-105	American Airlines Arena, Miami, Fla.
10/19/2006	vs. Golden State	L	112-103	STAPLES Center, Los Angeles, Calif.
10/20/2006	at L.A. Lakers	L	113-106	STAPLES Center, Los Angeles, Calif.
10/22/2006	at Sacramento	L	117-93	Lawler Events Center, Reno, Nv.
10/24/2006	at Sacramento	W	84-81	ARCO Arena, Sacramento, Calif.
10/13/2005	at Denver	W	100-90	Pepsi Center, Denver, Colo.
10/15/2005	at Orlando	L	83-101	St. Petersburg Forum, St. Petersburg, Fla.
10/18/2005	Atlanta	L	94-97	ALLTEL Arena, Little Rock, Ark.
10/20/2005	San Antonio	L	90-97	CenturyTel Center, Bossier City, La.
10/23/2005	Denver	L	93-97	Ford Center, Oklahoma City, Okla.
10/25/2005	Miami	W	111-91	Maravich Assembly Center, Baton Rouge, La.
10/27/2005	Houston	W	89-88	Ford Center, Oklahoma City, Okla.
10/28/2005	at Atlanta	L	90-104	Columbus Civic Center, Columbus, Ga.
10/13/2004	Dallas	W	94-87	New Orleans Arena, New Orleans, La.

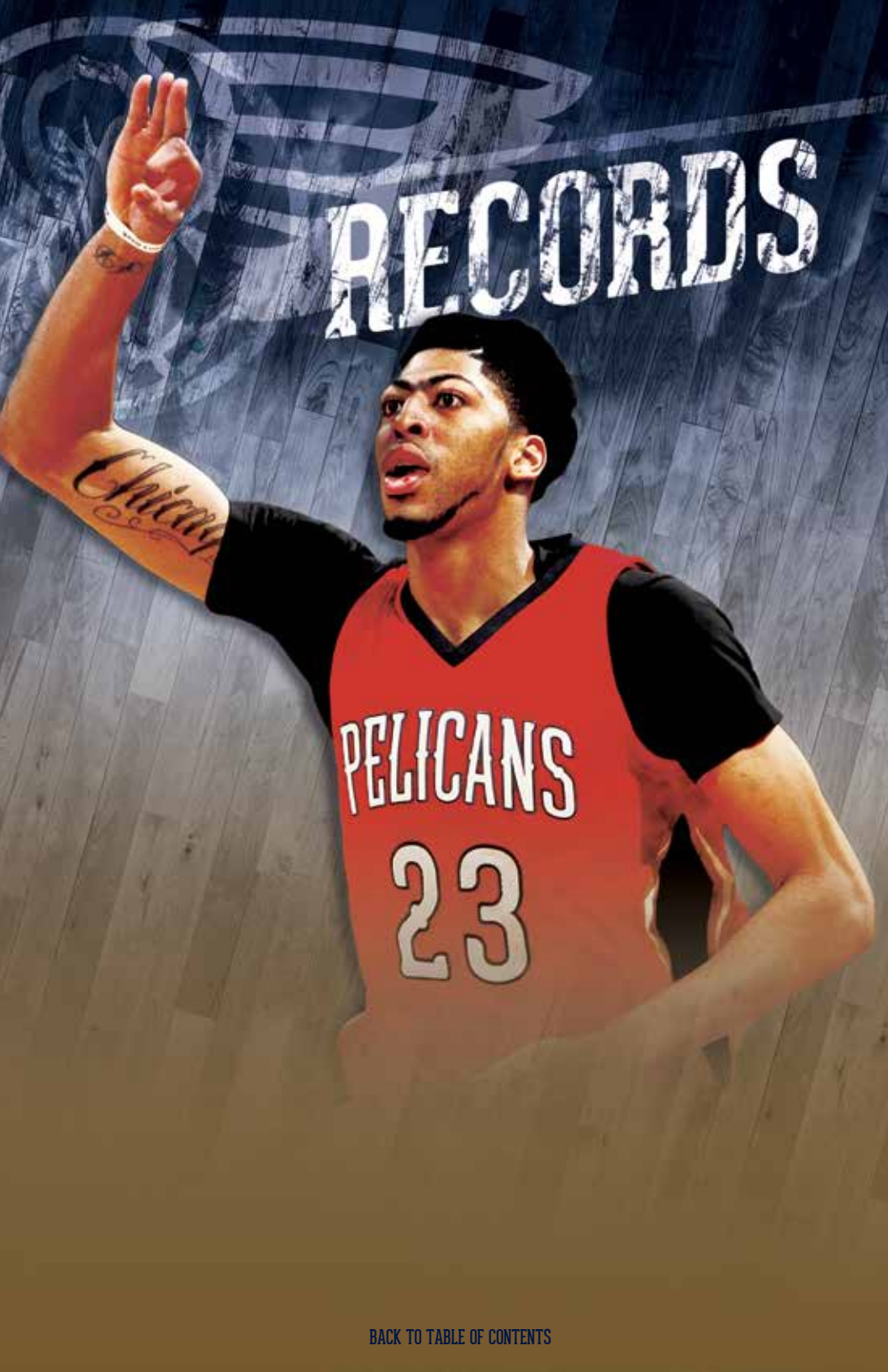
TEAM HISTORY

10/15/2004	at Chicago	L	100-103	United Center, Chicago, Ill.
10/16/2004	L.A. Clippers	W	105-95	Cajundome, Lafayette, La.
10/19/2004	Philadelphia	W	92-89	New Orleans Arena, New Orleans, La.
10/21/2004	Orlando	L	91-92	Mississippi Coast Coliseum, Biloxi, Miss.
10/23/2004	at Sacramento	L	87-92	ARCO Arena, Sacramento, Calif.
10/24/2004	at L.A. Clippers	L	93-97	STAPLES Center, Los Angeles, Calif.
10/8/2003	Orlando	W	105-98	Maravich Assembly Center, Baton Rouge, La.
10/11/2003	at Dallas	L	99-110	American Airlines Center, Dallas, Texas
10/12/2003	at Houston	W	89-71	Toyota Center, Houston, Texas
10/14/2003	at Orlando	W	89-84	TD Waterhouse Centre, Orlando, Fla.
10/16/2003	Chicago	L	101-91	New Orleans Arena, New Orleans, La.
10/18/2003	Washington	W	87-85	New Orleans Arena, New Orleans, La.
10/20/2003	Philadelphia	W	102-85	Ted Constant Convocation Center, Norfolk, Va.
10/22/2003	at San Antonio	L	79-103	SBC Center, San Antonio, Texas
10/9/2002	at Indiana	L	74-95	Conseco Fieldhouse, Indianapolis, Ind.
10/10/2002	at Indiana	W	95-93	Roberts Stadium, Evansville, Ind.
10/12/2002	San Antonio	L	76-93	Mississippi Coast Coliseum, Biloxi, Miss.
10/15/2002	at Orlando	L	90-103	TD Waterhouse Centre, Orlando, Fla.
10/17/2002	Washington	L	78-88	New Orleans Arena, New Orleans, La.
10/19/2002	Washington	W	99-92	Greensboro Coliseum, Greensboro, N.C.
10/22/2002	Atlanta	L	87-85	New Orleans Arena, New Orleans, La.
10/25/2002	at Atlanta	L	69-90	Philips Arena, Atlanta, Ga.

All-Time Preseason Records

Year-by-Year Preseason Records				
Year	Overall	Home	NBA Road	Neutral*
2015-16	3-4	1-0	2-2	0-2
2014-15	5-2	2-0	0-1	3-1
2013-14	7-1	0-1	3-0	4-0
2012-13	4-4	1-1	1-3	2-0
2011-12	2-0	1-0	1-0	0-0
2010-11	1-7	1-1	0-5	0-1
2009-10	2-6	2-0	0-3	0-3
2008-09	7-0	2-0	1-0	4-0
2007-08	4-4	0-2	1-2	3-0
2006-07	2-5	1-1	1-2	0-2
2005-06	3-5	1-1	1-2	1-2
2004-05	3-5	2-0	0-4	1-1
2003-04	5-3	1-1	2-2	2-0
2002-03	2-6	0-2	0-3	2-1
Totals	50-52	15-10	13-29	22-13

*Denotes game played in non-NBA venue



RECORDS

TEAM HIGHS

Most Points

Season	8,423		2015-16
Game	139	vs. MIN	14-Nov-14
1st Half	80	vs. MIN	14-Nov-14
2nd Half	74	at MIN	9-Apr-08
1st Quarter	43	vs. MIN	14-Nov-14
2nd Quarter	43	vs. POR	14-Jan-05
3rd Quarter	41	at MIN	9-Apr-08
4th Quarter	47	vs. LAL	9-Nov-04
Overtime	20	at ATL	21-Mar-14
		at TOR	2-Apr-06

Most Field Goals Made

Season	3,178		2009-10
Game	66	vs. MIN	14-Nov-14
Half	35	vs. MIN (1st)	14-Nov-14
Quarter	18	vs. MIN (1st)	14-Nov-14
Overtime	10	at CHI (3OT)	2-Dec-13

Most Field Goals Attempted

Season	7,040		2015-16
Game	114	at PHX (2OT)	6-Feb-08
Game (reg)	103	at MEM	13-Feb-07
Half	56	vs. SAS (2nd)	9-Jan-04
Quarter	33	vs. ATL (3rd)	29-Oct-03
Overtime	26	at CHI (3OT)	2-Dec-13

Highest Field Goal Percentage

Season	.466	(3,164-6,796)	2007-08
Game	.667	vs. MIN	14-Nov-14
Half	.721	vs. MIN (1st)	14-Nov-14
Quarter	.875	at MEM (3rd)	30-Jan-10
Overtime	1.000	at HOU (4-4)	14-Jan-11

Most Three-Point Field Goals Made

Season	702		2015-16
Game	17	vs. MIL	23-Jan-16
Half	12	vs. LAC (2nd)	25-Jan-08
Quarter	9	vs. POR (2nd)	14-Jan-05

Most Three-Point Field Goals Attempted

Season	1,951		2015-16
Game	36	vs. ORL	11-Nov-15
		at HOU	2-Mar-16
Half	19	Several times	9-Feb-09
		most recently: at MEM	
Quarter	16	vs. SA (4th)	9-Jan-04

Highest Three-Point Field Goal Percentage

Season	.389	(630-1,621)	2007-08
Game	.800	vs. SAS (12-15)	22-Jan-11

Most Free Throws Made

Season	1,649		2005-06
Game	46	vs. TOR (46-60) (OT)	21-Mar-04
Game (reg)	42	vs. MIA (42-46)	10-Mar-04
Half	34	vs. TOR (34-42) (2nd)	21-Mar-04
Quarter	20	vs. TOR (3rd)	21-Mar-04

Most Free Throws Attempted

Season	2,176		2005-06
Game	60	vs. TOR (46-60) (OT)	21-Mar-04
Game (reg)	45	at DEN (35-45)	2-Apr-14
Half	42	vs. TOR (34-42) (2nd)	21-Mar-04
Quarter	24	vs. TOR (20-24) (3rd)	21-Mar-04

Highest Free Throw Percentage

Season	.807	(1479-1833)	2008-09
Game	1.000	Several times;	18-Mar-13
		most recently: vs. GSW (13-13)	

Most Rebounds

Season	3,572		2002-03
Game	71	vs. MIL (2OT)	6-Feb-07
Game (reg)	60	at SAC	1-Jan-12
Half	36	at SAC (1st)	1-Jan-12
		vs. MIA (2nd)	10-Mar-04
Quarter	24	vs. MIA (4th)	10-Mar-04
Overtime	16	vs. MIL	8-Feb-07

RECORDS

Most Offensive Rebounds

Season	1,097		2002-03
Game	31	vs. MIL (2OT)	8-Feb-07
Game (reg)	26	vs. SEA	20-Dec-91
Half	17	vs. SAS (2nd)	9-Jan-04
		at BOS (1st)	19-Nov-03
Quarter	11	vs. SAS (4th)	9-Jan-04

Most Defensive Rebounds

Season	2,712		2015-16
Game	48	at GSW (3OT)	23-Nov-04
Game (reg)	46	vs. SAC	1-Nov-05
Half	27	at DEN (2nd)	29-Dec-06
Quarter	18	vs. MIA (4th)	10-Mar-04

Most Assists

Season	1,828		2009-10
Game	38	vs. GSW	8-Mar-10
Half	21	at ATL (1st)	5-Mar-08
Quarter	13	at GSW (1st)	4-Jan-08
		vs. PHX (3rd)	27-Feb-08
Overtime	6	at CHI (3OT)	2-Dec-13

Most Steals

Season	708		2003-04
Game	18	vs. ATL	29-Oct-03
		at NJN	10-Dec-04
Half	12	at ATL (1st)	5-Apr-05
		vs. ATL (2nd)	29-Oct-03
Quarter	9	vs. WAS (4th)	1-Mar-04
		at ATL (2nd)	5-Apr-05

Most Personal Fouls

Season	1,883		2004-05
Game	35	at SAC	3-Mar-14
Half	24	vs. MIN (2nd)	13-Jan-12
Quarter	15	vs. DEN (4th)	27-Feb-05
		vs. MIN (4th)	13-Jan-12

Most Turnovers

Season	1,228		2003-04
Game	33	at WAS	12-Dec-04
Half	19	at WAS (1st)	12-Dec-04
Quarter	12	at WAS (1st)	12-Dec-04
		at LAL (1st)	12-Nov-06

Most Blocked Shots

Season	523		2013-14
Game	18	vs. CHA	2-Nov-13
Half	10	vs. PHI (1st)	16-Nov-13
		vs. CHI (2nd)	1-Feb-14
Quarter	7	vs. SAC (3rd)	26-Jan-07

RECORDS

TEAM LOWS

Fewest Points

Season	7,252	(88.4)	2004-05
Game (reg)	62	vs. PHI	7-Nov-12
Game (OT)	74	vs. TOR	15-Jan-04
1st Half	23	at PHI	12-Dec-10
2nd Half	16	at LAC	1-Mar-06
1st Quarter	9	at LAC	21-Dec-04
2nd Quarter	7	at CHA	7-Nov-08
3rd Quarter	7	vs. IND	22-Dec-12
4th Quarter	4	at HOU	26-Apr-12
Overtime	4	Several times	

Fewest Field Goals Made

Season	2,718		2004-05
Game	21	at WAS	12-Dec-04
Half	5	at LAC (2nd)	1-Mar-06
Quarter	1	at HOU (4th)	26-Apr-12
		at LAC (4th)	1-Mar-06
Overtime	1	Several times	

Fewest Field Goals Attempted

Season	6,366		2008-09
Game	59	vs. LAC	22-Mar-12

Lowest Field Goal Percentage

Season	.415	(2,718-6,556)	2004-05
Game	.289	vs. PHX	30-Dec-11
Half	.143	at PHI (1st)	12-Dec-10
Quarter	.048	at PHI (1st)	12-Dec-10
Overtime	.158	at MIL	6-Feb-07

Fewest Three-Point Field Goals Made

Season	300		2005-06
Game	0	Several times most recently: at SAC	1-Jan-12

Fewest Three-Point Field Goals Attempted

Season	885		2005-06
Game	3	vs. BOS	7-Dec-05
		vs. CHI	8-Feb-12

Lowest Three-Point Field Goal Percentage

Season	.315	(415-1,316)	2004-05
Game	.000	Several times; most without a make: 15 at SAC most recently: at SAC	1-Jan-12 1-Jan-12

Fewest Free Throws Made

Season	1,269		2012-13
Game	2	vs. PHO	17-Nov-04
Half	0	Several times most recently: vs. MIN	14-Dec-12

Fewest Free Throws Attempted

Season	1,636		2012-13
Game	2	vs. PHO	17-Nov-04

Lowest Free Throw Percentage

Season	.740	(1436-1941)	2006-07
Game	.333	vs. ATL (4-12)	1-Jan-13

Fewest Rebounds

Season	2,715		2011-12
Game	23	at UTA	27-Mar-06

Fewest Offensive Rebounds

Season	802		2008-09
Game	2	Several Times most recently: vs. CHI	12-Feb-11

Fewest Defensive Rebounds

Season	2,281		2004-05
Game	17	Done several times most recently: at DET	4-Apr-06

Fewest Assists

Season	1,519		2005-06
Game	4	at PHI	12-Dec-10

Fewest Steals

Season	520		2012-13
Game	1	vs. HOU	25-Mar-07
		vs. ORL	4-Mar-13

Fewest Personal Fouls

Season	1530		2014-15
Game	9	vs. GSW	21-Mar-12
		vs. HOU	25-Mar-07

Fewest Turnovers

Season	974		2007-08
Game	4	at MIN	17-Nov-07

Fewest Blocked Shots

Season	300		2009-10
Game	0	Several times most recently: at MIN	13-Apr-16

RECORDS

OPPONENT TEAM HIGHS

Most Points

Season	8,734		2015-16
Game (reg)	144	at MIN	13-Apr-16
1st Half	75	at PHX	11-Nov-09
2nd Half	75	at GSW	17-Mar-10
1st Quarter	43	at POR	28-Oct-15
2nd Quarter	43	at DEN	20-Dec-15
3rd Quarter	42	at DAL	11-Jan-14
4th Quarter	43	at GSW	17-Mar-10
Overtime	29	at GSW	23-Nov-04

Most Field Goals Made

Season	3,250		2009-10
Game	56	at MIN	13-Apr-16
Half	30	at DAL (1st)	28-Feb-10
		at SAS (1st)	6-Apr-12
Quarter	19	vs. UTA (1st)	5-Apr-09

Most Field Goals Attempted

Season	6,877		2015-16
Game	113	at TOR (2OT)	2-Apr-06
Half	56	at ORL (1st)	15-Mar-03
		vs. MIL (1st)	8-Dec-03
Quarter	30	vs. MIL (2nd)	8-Dec-03
		at MIL (2nd)	17-Nov-12

Highest Field Goal Percentage

Season	.483	(3,250-6,730)	2009-10
Game	.651	at MIN	13-Apr-16
Half	.700	vs. GSW	8-Mar-10
Quarter	.857	vs. CHI	8-Nov-03

Most Three-Point Field Goals Made

Season	754		2015-16
Game	20	at PHO (20-34)	17-Apr-06
Half	12	vs. DEN (2nd)	14-Mar-11
		at PHO (2nd)	17-Apr-06
		vs. POR (1st)	14-Jan-05
Quarter	9	at GS (4th)	17-Mar-10
		at HOU (2nd)	8-Mar-08

Most Three-Point Field Goals Attempted

Season	2,039		2015-16
Game	37	at LAC (18-37)	26-Nov-12
Half	23	at LAC (2nd)	26-Nov-12
Quarter	16	at NYK (4th)	1-Dec-13

Most Free Throws Made

Season	1,644		2004-05
Game	39	at DAL	11-Jan-14
Half	25	vs. GSW (2nd)	19-Jan-13
Quarter	18	at CLE (4th)	20-Feb-13

Most Free Throws Attempted

Season	2,176		2013-14
Game	48	at HOU	12-Apr-15
Half	31	at CLE (2nd)	20-Feb-13
		at SAC (2nd)	23-Dec-13
Quarter	25	at HOU (4th)	12-Apr-15

Highest Free Throw Percentage

Season	.783	(1,544-1,972)	2015-16
Game	1.000	Several times;	7-Feb-11

most without a miss: 25 vs. MIN

Most Rebounds

Season	3,642		2015-16
Game	65	at LAL	22-Dec-04
Half	35	vs. ATL (1st)	29-Oct-03
		at MEM (2nd)	9-Feb-09
Quarter	21	vs. TOR (4th)	19-Mar-14
Overtime	14	at GSW (3OT)	23-Nov-04

Most Offensive Rebounds

Season	972		2003-04
Game	23	at MEM	30-Jan-10
Half	16	at BOS (2nd)	3-Jan-10
Quarter	12	at DET (4th)	17-Jan-09

Most Defensive Rebounds

Season	2,912		2015-16
Game	48	vs. ATL	29-Oct-03
vs. WAS		at WAS	23-Feb-16
Half	27	vs. ATL (1st)	29-Oct-03
		at PHI (1st)	12-Dec-10
Quarter	16	Several times most recently: at OKC	11-Apr-14

Most Assists

Season	1,925		2009-10
Game	40	at DAL	11-Nov-03
Half	23	vs. IND (1st)	28-Feb-10
Quarter	15	at DAL	11-Nov-03

Most Steals

Season	648		2012-13
Game	20	at WAS	12-Dec-04
Half	11	at SAC (1st)	6-Apr-04
Quarter	7	Several times most recently: at HOU	12-Apr-14

Most Personal Fouls

Season	1,910		2005-06
Game	33	vs. MIA	10-Mar-04
Half	21	vs. LAL (2nd)	29-Mar-10
		vs. UTA (2nd)	28-Mar-14
Quarter	14	vs. UTA (4th)	28-Mar-14

Most Turnovers

Season	1,282		2003-04
Game	27	at NJN	10-Dec-04
		vs. DEN	9-Mar-14
Half	19	vs. ATL (2nd)	29-Oct-03
Quarter	13	vs. ATL (3rd)	29-Oct-03

Most Blocked Shots

Season	504		2013-14
Game	17	vs. DAL	22-Feb-13
Half	10	at DEN (1st)	2-Apr-14
Quarter	7	at DEN (2nd)	2-Apr-14

OPPONENT TEAM LOWS

Fewest Points

Season	6,164		2011-12
Game	59	at ATL	21-Jan-11
1st Half	26	vs. POR	13-Feb-13
2nd Half	24	at HOU	19-Jan-12
1st Quarter	11	Several times most recently: vs. IND	22-Dec-12
2nd Quarter	9	vs. BOS	19-Mar-07
3rd Quarter	7	at HOU	29-Dec-02
4th Quarter	7	at HOU	13-Feb-12
Overtime	2	vs. NYK	31-Mar-07

Fewest Field Goals Made

Season	2,305		2011-12
Game	23	at ATL at CHA	21-Jan-11 16-Apr-12

Fewest Field Goals Attempted

Season	5,188		2011-12
Game	60	vs. NJN	12-Mar-06

Lowest Field Goal Percentage

Season	.438	(2,857-6,518)	2002-03
Game	.291	at ATL (23-79)	21-Jan-11

Fewest Free Throws Made

Season	1,129		2011-12
Game	3	vs. UTA vs. PHI	8-Apr-08 7-Nov-12

Fewest Free Throws Attempted

Season	1,487		2011-12
Game	5	vs. UTA vs. PHI	8-Apr-08 7-Nov-12

Lowest Free Throw Percentage

Season	.750	(1,407-1,877)	2003-04
Game	.333	vs. ORL (4-12)	3-Dec-03

Fewest Rebounds

Season	2,614		2011-12
Game	22	vs. MEM	31-Mar-06

Fewest Offensive Rebounds

Season	730		2015-16
Game	2	Several times most recently: at SAS	21-Dec-12

RECORDS

Fewest Defensive Rebounds

Season	1,910		2011-12
Game	17	Several times most recently: at LAC	26-Mar-12

Fewest Assists

Season	1,379		2011-12
Game	8	at LAC	14-Dec-05

Fewest Personal Fouls

Season	1,235		2011-12
Game	10	Several times most recently: vs. POR	10-Mar-13

Fewest Steals

Season	470		2007-08
Game	0	Several times most recently: vs. NYK	10-Feb-06

Fewest Turnovers

Season	915		2011-12
Game	4	at IND vs. LAL	27-Mar-98 5-Feb-11

Fewest Blocked Shots

Season	290		2008-09
Game	0	Several Times most recently: vs. LAL	4-Feb-16

INDIVIDUAL HIGHS

Points

Season	1,781	Chris Paul	(22.8)	2008-09
Game	59	Anthony Davis	at DET	21-Feb-16
Game (reg)	59	Anthony Davis	at DET	21-Feb-16
Half	33	Anthony Davis	(2nd) vs. ATL	6-Nov-15
Ant		Anthony Davis	(2nd) at DET	21-Feb-16
Quarter	23	Marcus Thornton	(2nd) at CLE	23-Feb-10
Overtime	12	Janero Pargo	at PHX	6-Feb-08

Most Field Goals Made

Season	670	Jamal Mashburn		2002-03
Game	24	Anthony Davis	at DET	21-Feb-16
Half	12	Anthony Davis	(1st) at DET	21-Feb-16
Quarter	10	Anthony Davis	(2nd) at DET	21-Feb-16
		Marcus Thornton	at CLE (2nd)	23-Feb-10

Most Field Goals Attempted

Season	1,586	Jamal Mashburn		2002-03
Game	34	Anthony Davis	at DET	21-Feb-16
Game (reg)	34	Anthony Davis	at DET	21-Feb-16
Half	20	Jamal Mashburn	at DET (2nd)	22-Feb-03
Quarter	13	Marcus Thornton	at CLE (2nd)	23-Feb-10

Highest Field Goal Percentage (min. 250 attempts)

Season	.624	Tyson Chandler	(292-468)	2006-07
Game	1.000	Tyson Chandler	at MIA	2-Apr-08
		Darren Collison	vs. POR	27-Mar-10

Most Consecutive Field Goals Made

Season	14	David West	26-Jan-08 (last 10)	28-Jan-08 (first 4)
Game	12	Willie Green	vs. PHO 8-Apr-11	

Most 3-Point Field Goals Made

Season	231	Peja Stojakovic		2007-08
Game	10	Peja Stojakovic	at LA Lakers (10-13)	6-Nov-07
Half	7	Peja Stojakovic	at LA Lakers (7-9) (2nd)	6-Nov-07
		Ryan Anderson	at PHO (7-9) (2nd)	23-Nov-12
Quarter	5	Several times Most recent: Ryan Anderson vs. SAC (2nd)		21-Jan-13

Most 3-Point Field Goals Attempted

Season	582	Baron Davis	(187-582)	2003-04
Game	14	Three Times		
		Most Recent: Ryan Anderson vs. SAC		21-Jan-13
Half	10	Baron Davis	at NYK (2nd)	29-Nov-03
Quarter	8	Ryan Anderson	vs. SAC (2nd)	21-Jan-13

Highest 3-Point Field Goal Percentage (min. 200 attempts)

Season	.441	Peja Stojakovic	(231-524)	2007-08
Game	1.000	Several times	vs. MIA	11-Jan-08
		Most made without a miss: 7 Bobby Jackson		

Most Consecutive 3-Point Field Goals Made

Season	9	Morris Peterson	11-Nov-07 through 14-Nov-07
--------	---	-----------------	-----------------------------

Most Consecutive Games With 3-Point Field Goal

62 games	Peja Stojakovic	16-Jan-08 through 10-Dec-08
----------	-----------------	-----------------------------

Most Free Throws Made

Season	455	Chris Paul		2008-09
Game	16	Anthony Davis	vs. PHI	19-Feb-16
Half	12	Baron Davis	vs. TOR (2nd)	21-Mar-04
		Chris Paul	vs. SAC (2nd)	20-Dec-08
Quarter	9	Chris Paul	vs. MEM (4th)	31-Mar-06

Most Free Throw Attempts

Season	524	Chris Paul		2008-09
Game	20	Jamaal Magloire	vs. TOR	21-Mar-04
		Anthony Davis	vs. PHI	19-Feb-16
Half	14	Several times	vs. SAC	20-Dec-08
		most recently: Chris Paul		
Quarter	10	Several times		
		most recently: Anthony Davis vs. PHI		19-Feb-16

RECORDS

Highest Free Throw Percentage

Season	.940	Brian Roberts	(125-133)	2013-14
Game	1.000	Several times	vs. MIA	10-Mar-04
		most made without a miss: Baron Davis (14)		

Most Consecutive Free Throws Made

Season	42	Ryan Anderson	2-Dec-14 through 27-Dec-14
--------	----	---------------	----------------------------

Most Rebounds

Season	928	Tyson Chandler	(11.7)	2007-08
Game	23	Tyson Chandler	at MEM	13-Feb-07
Half	17	Tyson Chandler	vs. SEA (1st)	16-Jan-08
		Al-Farouq Aminu	at DAL (1st)	17-Apr-13
Quarter	14	Al-Farouq Aminu	at DAL (1st)	17-Apr-13

Most Offensive Rebounds

Season	322	Tyson Chandler		2007-08
Game	12	Tyson Chandler	at MEM	13-Feb-07
		Tyson Chandler	at POR	17-Dec-07
		Emeka Okafor	vs. TOR	17-Jan-11
Half	8	Tyson Chandler	vs. LAL (2nd)	14-Mar-08
Quarter	6	Several times most recently: David West	vs. DET (4th)	25-Feb-09

Most Defensive Rebounds

Season	606	Tyson Chandler		2007-08
Game	17	David West	at ATL	9-Mar-09
		Anthony Davis	at WAS	23-Feb-16
Half	13	Tyson Chandler	vs. SEA (1st)	16-Jan-08
Quarter	9	Al-Farouq Aminu	at DAL (1st)	17-Apr-13

Most Assists

Season	925	Chris Paul	11.6 apg	2007-08
Game	21	Chris Paul	at LAL	6-Nov-07
Half	14	Chris Paul	at LAL	6-Nov-07
Quarter	9	Several times most recently: Chris Paul	vs. MIA (1st)	5-Nov-10

Most Steals

Season	217	Chris Paul	2.71 spg	2007-08
Game	9	Eddie Jones	vs. IND	4-Nov-99
		Chris Paul	at DAL	20-Feb-09
Half	7	Chris Paul	vs. DAL (1st)	20-Feb-08
Quarter	6	Bonzi Wells	vs. BOS (4th)	22-Mar-08

Most Personal Fouls

Season	278	Jamaal Magloire		2003-04
--------	-----	-----------------	--	---------

Most Disqualifications

Season	6	Jamaal Magloire		2003-04
--------	---	-----------------	--	---------

Most Turnovers

Season	247	Greivis Vasquez	(3.2)	2012-13
Game	10	Darren Collison	vs. BOS	10-Feb-10
Half	6	Several times	at DAL (1st)	11-Jan-14
		Most recent: Eric Gordon		
Quarter	5	Several times	vs. HOU (3rd)	21-Feb-10
		Most recent: Darren Collison		

Most Blocked Shots

Season	200	Anthony Davis	(2.9)	2014-15
Game	9	Anthony Davis	vs. PHI	16-Nov-13
		Anthony Davis	vs. ORL	28-Oct-14
		Anthony Davis	vs. DEN	3-Mar-15
		Anthony Davis	vs. MEM	1-Dec-16
Half	6	Anthony Davis	vs. PHI (1st)	16-Nov-13
		Anthony Davis	at CLE (1st)	28-Jan-14
Quarter	5	Several times	vs. LAC (3rd)	26-Mar-14
		Most recent: Anthony Davis		

Most Minutes Played

Season	3,321	Jamal Mashburn	(42.6)	2002-03
Game (reg)	48	Several times		

RECORDS

OPPONENT INDIVIDUAL HIGHS

Most Points

Game	54	Damon Stoudamire	vs. POR	14-Jan-05
Half	30	Damon Stoudamire	(1st) vs. POR	14-Jan-05
Quarter	28	Stephen Curry	(3rd) vs. GSW	31-Oct-15

Most Field Goals Made

Game	20	Damon Stoudamire	vs. POR	14-Jan-05
Half	14	Damon Stoudamire	(1st) vs. POR	14-Jan-05
Quarter	10	Jamal Crawford Stephen Curry	at CHI (4th) vs. GSW (3rd)	6-Dec-03 31-Oct-15

Most Field Goals Attempted

Game	33	Several times		
Half	19	Most recent: Kobe Bryant	vs. LAL	8-Mar-06
Quarter	13	Damon Stoudamire Stephen Curry	(1st) vs. POR vs. GSW (3rd)	14-Jan-05 31-Oct-15

Highest Field Goal Percentage

Game	.909	Several Times	(10-11)at HOU	28-Dec-13
		most recently: Dwight Howard		

Most Three-Point Field Goals Made

Game	9	Several Times	at LAC	26-Nov-12
Half	8	most recently: Caron Butler		
Quarter	8	Ray Allen Caron Butler	at MIL (2nd) (6-8) at LAC (3rd)	14-Apr-02 26-Nov-12

Most Three-Point Field Goals Attempted

Game	16	Quentin Richardson	vs. PHO	29-Dec-04
Half	10	Damon Stoudamire	vs. POR	14-Jan-05
Quarter	8	Several times	at LAC (3rd)	26-Nov-12

Most Free Throws Made

Game	17	Kevin Love	vs. MIN	13-Jan-12
Half	17	Chris Paul	at LAC	22-Apr-12
Quarter	14	Chris Paul	at LAC (2nd)	22-Apr-12
	9	Chris Paul	at LAC (4th)	22-Apr-12

Most Free Throw Attempts

Game	20	Russell Westbrook	at OKC	18-Nov-16
Half	15	Chris Paul	at LAC (2nd)	22-Apr-12
Quarter	9	Chris Paul	at LAC (4th)	22-Apr-12

Most Rebounds

Game	23	Tim Duncan	at SAS (OT)	23-Dec-02
Half	14	Nikola Vucevic	vs. ORL	28-Oct-14
Quarter	12	Nikola Vucevic Samuel Dalembert	vs. ORL at PHI (1st)	28-Oct-14 11-Jan-10

Most Offensive Rebounds

Game	10	Several Times	at DET	24-Jan-14
Half	8	most recently: Andre Drummond		
Quarter	6	Andre Drummond	at DET (2nd)	24-Jan-14
		Several times		

Most Defensive Rebounds

Game	22	Tim Duncan	at SAS (OT)	23-Dec-02
Game (reg)	20	DeMarcus Cousins	at SAC	3-Apr-15
Half	12	Several times		
Quarter	10	Samuel Dalembert	at PHI	11-Jan-10

Most Assists

Game	17	Baron Davis	at LAC	15-Mar-10
Half	11	Tony Parker	vs. SAS	23-Jan-12
Quarter	7	Toney Parker (1st) Chris Paul (3rd)	vs. SAS at LAC	23-Jan-12 6-Dec-14

Most Steals

Game	8	Chris Paul	at LAC	22-Apr-12
Half	6	Chris Paul	at LAC (2nd)	22-Apr-12
Quarter	5	Andre Miller	vs. DEN (1st)	23-Jan-04

Most Turnovers

Game	10	LeBron James	vs. CLE (OT)	28-Mar-05
		Steve Nash	at PHO (2OT)	6-Feb-08
Game (reg)	9	Several times		
Half	9	Most recent: Jeremy Lin	vs. NYK	17-Feb-12
Quarter	5	LeBron James	vs. CLE	28-Mar-05

Most Blocked Shots

Game	11	Roy Hibbert	at IND	21-Nov-12
Game (reg)	9	Marcus Camby	vs. DEN	13-Apr-07
	9	Andrew Bogut	vs. GSW	7-Apr-15
Half	7	Andrew Bogut	vs. GSW (1st)	7-Apr-15
Quarter	4	Andrew Bogut	vs. GSW (2nd)	7-Apr-15
	4	Macrus Camby	vs. DEN (4th)	13-Apr-07

Most Minutes Played

Game	56	Luol Deng	vs. CHI (3OT)	2-Dec-13
------	----	-----------	---------------	----------

RECORDS

MISCELLANEOUS RECORDS

Franchise - Team All-Time Top Performances

Most Points

139	vs. Minnesota	14-Nov-14
135	vs. Golden State	8-Mar-10
	vs. Philadelphia	16-Nov-13
132	at Phoenix (2OT)	6-Feb-08
	at L.A. Lakers	4-Mar-14
131	at Chicago (3OT)	2-Dec-13
130	at Denver	20-Dec-15
125	at Sacramento	16-Apr-07
	vs. Memphis (OT)	21-Feb-03
123	vs. Seattle	16-Jan-08
	at Houston	14-Apr-10
	at Golden State	27-Jan-10
	vs. Oklahoma City	25-Feb-16
	at Sacramento	16-Mar-16

Fewest Points

62	vs. Philadelphia	7-Nov-12
65	at Boston	12-Mar-03
66	vs. Utah	8-Apr-08
	at Houston	13-Apr-09
67	Done four times	
68	Done five times	

FG Percentage

.667	vs. Minnesota	14-Nov-14
.638	at Houston (51-80)	14-Apr-10
.622	at Golden State (46-74)	26-Jan-11
.610	vs. Miami (47-77)	11-Jan-08
.605	vs. Philadelphia (52-86)	16-Nov-13
.603	vs. Charlotte (47-78)	18-Jan-08

Opponents - Team All-Time Top Performances

Most Points

144	at Minnesota	13-Apr-16
137	at Denver	2-Apr-14
134	vs. Golden State	31-Oct-15
131	vs. Golden State	8-Mar-10
	at Golden State	17-Mar-10
130	at Phoenix	6-Feb-08
128	at San Antonio	6-Apr-12
	at Chicago (3OT)	2-Dec-13
	vs. Golden State (OT)	14-Dec-14
125	at Washington	17-Mar-07
	at Dallas	11-Nov-03
	at L.A. Lakers	4-Mar-14
	at Denver	20-Dec-15
	at Golden State	14-Mar-16

Fewest Points

59	at Atlanta	21-Jan-11
63	vs. Portland	13-Feb-13
67	vs. Sacramento	1-Nov-05
	vs. Orlando	27-Jan-12
	at Charlotte	16-Apr-12
69	vs. Houston	19-Mar-08
	at Miami	11-Feb-03
71	Done three times	

FG Percentage

.651	at Minnesota (56-86)	13-Apr-16
.629	vs. San Antonio (44-70)	23-Dec-06
.609	vs. Miami (42-69)	29-Mar-13
.607	at San Antonio (51-84)	6-Apr-12
.606	vs. Memphis (43-71)	1-Feb-16
.603	at Memphis (41-68)	10-Apr-11
.597	at Seattle (43-72)	28-Feb-06

Franchise - Individual All-Time Top Performances

Points

59	Anthony Davis	at Detroit	21-Feb-16
50	Jamal Mashburn	vs. Memphis (OT)	21-Feb-03
44	David West	at Houston	29-Dec-09
43	Chris Paul	vs. Memphis (OT)	7-Dec-07
	Chris Paul	at Golden State	3-Apr-09
	Anthony Davis	at Utah	22-Nov-14
	Anthony Davis	at Milwaukee	9-Mar-15
	Anthony Davis	vs. Atlanta	6-Nov-16
42	Chris Paul	at Phoenix (2OT)	6-Feb-08
	Chris Paul	at Dallas	10-Apr-09
	Peja Stojakovic	vs. Charlotte	14-Nov-06

41	Tyreke Evans	vs. Oklahoma City	14-Apr-14
	Anthony Davis	at Oklahoma City	6-Feb-15

Rebounds

23	Tyson Chandler	at Memphis	13-Feb-07
22	Tyson Chandler	vs. Milwaukee (2OT)	8-Feb-07
	Tyson Chandler	vs. L.A. Lakers	23-Mar-07
	Tyson Chandler	vs. Detroit	5-Dec-07
	Tyson Chandler	at Golden State	4-Jan-08
21	Jamaal Magloire	at Toronto	7-Mar-04
	Tyson Chandler	vs. Seattle	16-Jan-08
	Anthony Davis	vs. Boston	16-Mar-14
20	Done 9 times;	at Washington	23-Feb-16
	most recently: Anthony Davis		

Assists

21	Chris Paul	at L.A. Lakers	6-Nov-07
20	Chris Paul	at Cleveland	26-Mar-08
	Chris Paul	vs. Milwaukee	27-Feb-09
	Darren Collison	vs. Golden State	8-Mar-10
19	Chris Paul	at Sacramento	1-Feb-08
	Chris Paul	vs. Denver	18-Dec-09
	Chris Paul	vs. Miami	5-Nov-10
18	Chris Paul	vs. Chicago	1-Dec-06
	Chris Paul	vs. Atlanta	5-Mar-08
	Chris Paul	vs. Toronto	6-Nov-09
	Chris Paul	vs. New Jersey	8-Jan-10
	Darren Collison	at Memphis (OT)	30-Jan-10
	Brian Roberts	vs. Denver	25-Mar-13

Opponents - Individual All-Time Top Performances

Points

54	Damon Stoudamire	vs. Portland	14-Jan-05
53	Stephen Curry	vs. Golden State	31-Oct-16
50	Kobe Bryant	vs. L.A. Lakers	23-Mar-07
48	Russell Westbrook	at Orlando	8-Feb-10
	Russell Westbrook	at Oklahoma City	6-Feb-15
47	Kevin Durant	at Oklahoma City	17-Feb-09
46	Vince Carter	at New Jersey	21-Feb-07
45	Russell Westbrook	vs. Oklahoma City	4-Feb-15
44	Russell Westbrook	vs. Oklahoma City	25-Feb-16

Rebounds

23	Tim Duncan	at San Antonio	23-Dec-02
	Nikola Vucevic	vs. Orlando	28-Oct-14
22	Pau Gasol	vs. L.A. Lakers	29-Mar-10
	Andre Drummond	vs. Detroit	21-Jan-16
21	Marcus Camby	at Denver	4-Nov-07
	Tyson Chandler	at Chicago	24-Mar-06
	Kevin Garnett	at Minnesota	11-Feb-06
	Chris Mihm	at L.A. Lakers	22-Dec-04
	Ben Wallace	at Detroit	15-Jan-10
20	Marcus Camby	vs. L.A. Clippers	13-Jan-10
	DeMarcus Cousins	at Sacramento	3-Apr-15
	Andre Drummond	at Detroit	24-Jan-14
	Dwight Howard	vs. Orlando	12-Jan-11
	DeAndre Jordan	at L.A. Clippers	18-Dec-13
	Zach Randolph	at Memphis	20-Jan-14
	Amar'e Stoudemire	at Phoenix	6-Feb-08
	Jared Sullinger	vs. Boston	7-Dec-15

Assists

17	Tony Parker	vs. San Antonio	23-Jan-12
	Baron Davis	at L.A. Clippers	15-Mar-10
16	Jose Calderon	at Toronto	1-Mar-11
	Steve Nash	at Phoenix	12-Dec-05
	Chris Paul	at L.A. Clippers	6-Dec-14
	Deron Williams	vs. Utah	8-Apr-08
	Deron Williams	vs. Utah	9-Apr-10
15	Jason Kidd	at Dallas	10-Apr-09
	Steve Nash	at Phoenix	30-Jan-11
	Rajon Rondo	vs. Sacramento	28-Jan-16
14	Howard Eisley	vs. New York	22-Nov-02
	Devin Harris	at New Jersey	1-Mar-09
	LeBron James	at Cleveland	26-Dec-04
	Jason Kidd	at New Jersey	21-Feb-07
	Steve Nash	at Phoenix	1-Apr-12
	Chris Paul	vs. L.A. Clippers	12-Apr-13
	Rajon Rondo	vs. Boston	16-Mar-14
	Jason Williams	at Memphis	6-Jan-03
	Terrence Williams	at New Jersey	3-Apr-10

MISCELLANEOUS RECORDS

Rookie Highs

Most Points				
Season	1,258	Chris Paul	(16.1)	2005-06
Game	37	Marcus Thornton	at CLE	23-Feb-10

Most Field Goals Made

Season	407	Chris Paul		2005-06
Game	15	Darren Collison	at Dallas	28-Feb-10
		Marcus Thornton	at Cleveland	23-Feb-10

Most Field Goals Attempted

Season	947	Chris Paul		2005-06
Game	27	J.R. Smith	at Phoenix	12-Apr-05

Highest Field Goal Percentage

Season	.516	Anthony Davis	(349-676)	2012-13
			(min. 250 attempts)	

Most Three-Point Field Goals Made

Season	117	Marcus Thornton	(117-313)	2009-10
Game	6	J.R. Smith	at MEM (6-9)	26-Mar-05
		Marcus Thornton	vs. SAS (6-7)	1-Mar-10

Most Three-Point Field Goals Attempted

Season	313	Marcus Thornton	(117-313)	2009-10
Game	9	J.R. Smith	at MEM (6-9)	26-Mar-05

Highest Three-Point Field Goal Percentage

Season	.386	Brian Roberts	(59-153)	2012-13
			(min. 150 attempts)	

Most Free Throws Made

Season	394	Chris Paul		2005-06
Game	14	Chris Paul	(14-17) at NYK	21-Jan-06

Most Free Throws Attempted

Season	465	Chris Paul		2005-06
Game	17	Chris Paul	(14-17) at NYK	21-Jan-06

Highest Free Throw Percentage

Season	.851	Darren Collison	(148-174)	2009-10
			(min. 150 attempts)	

Most Rebounds

Season	522	Anthony Davis		2012-13
Game	18	Anthony Davis	at MEM	9-Mar-13

Most Assists

Season	611	Chris Paul	(7.8)	2005-06
Game	20	Darren Collison	vs. GSW	8-Mar-10

Most Blocked Shots

Season	112	Anthony Davis	(1.8)	2012-13
Game	5	Several times	vs. HOU	16-Apr-14
		most recently: Jeff Withey		

Most Steals

Season	175	Chris Paul	(2.24)	2005-06
Game	7	Chris Paul	vs. UTA	22-Feb-06

Most Minutes Played

Season	2,808	Chris Paul	(36.0)	2005-06
Game	48	Chris Paul	at TOR (2OT)	2-Apr-06
		Darren Collison	at LAC	15-Mar-10

RECORDS

Margins / Leads / Highest Score

Biggest Victories

Margin	Opponent	Score	Date
48	vs. Minnesota	139-91	28-Oct-14
41	at Atlanta	100-59	21-Jan-11
37	vs. Philadelphia	135-98	16-Nov-13
36	vs. Portland	99-63	13-Feb-13
34	vs. Minnesota	110-76	22-Dec-07

Biggest Defeats

Margin	Opponent	Score	Date
-45	at Oklahoma City	74-119	27-Feb-13
-37	at Phoenix	78-115	17-Apr-06
-36	at Memphis	74-110	8-Apr-15
-35	vs. San Antonio	112-77	23-Dec-06
	at Minnesota	144-109	13-Apr-16
-32	at Dallas	89-121	13-Apr-11

Biggest Leads That Got Away

Margin	Opponent	Score	Date
27	at Portland	91-92	10-Nov-06
25	at Cleveland	100-104	23-Feb-04
25	vs. L.A. Lakers	102-108	6-Mar-13
22	vs. Indiana	75-81	22-Dec-12
20	vs. Orlando	95-97	26-Mar-03
20	vs. Portland	89-97	2-Feb-09

Biggest Comebacks

Margin	Opponent	Score	Date
-23	vs. Sacramento	94-91	15-Dec-10
-21	at Charlotte	98-95	29-Dec-12
-19	vs. Washington	97-96	13-Feb-06
-19	at Utah	76-75	22-Nov-04
-18	vs. Memphis	95-89	7-Mar-15
-17	at Phoenix	120-114	25-Nov-15

Highest Scoring Games-Both Teams Combined

Points	Final Score	Site	Date
266	New Orleans 135, Golden State 131	at New Orleans	8-Mar-10
262	New Orleans 132, Phoenix 130	at Phoenix	6-Feb-08
259	New Orleans 131, Chicago 128	at Chicago	2-Dec-13
257	New Orleans 132, L.A. Lakers 125	at New Orleans	4-Mar-14
255	New Orleans 130, Denver 125	at Denver	20-Dec-15
254	New Orleans 120, Golden State 134	at New Orleans	31-Oct-15
253	New Orleans 109, Minnesota 144	at Minnesota	13-Apr-16
250	New Orleans 122, Golden State 128	at New Orleans	14-Dec-14

Lowest Scoring Games-Both Teams Combined

Points	Final Score	Site	Date
139	Philadelphia 77, New Orleans 62	New Orleans	7-Nov-12
142	New Orleans 75, Charlotte 67	at Charlotte	16-Apr-12
143	Denver 76, New Orleans 67	at Denver	28-Nov-04
	Utah 77, New Orleans 66	New Orleans	8-Apr-08
144	Charlotte 73, New Orleans 71	at New Orleans	12-Mar-12

RECORDS

MISCELLANEOUS RECORDS

Top Scoring Performances

Points	Player	Opponent	Minutes	Date
37	Marcus Thornton	at Cleveland	31	23-Feb-10
32	Ryan Anderson	vs. Charlotte	29	15-Jan-16
31	Ryan Anderson	at Detroit	31	11-Feb-13
30	Ryan Anderson	vs. San Antonio	33	20-Nov-15
	Ryan Anderson	vs. Portland	37	18-Mar-16

Opponents Top Scoring Games Off The Bench

Points	Player	Opponent	Minutes	Date
34	Ben Gordon	vs. Charlotte	35	9-Nov-12
32	Will Barton	at Denver	36	20-Dec-15
27	Isaiah Thomas	vs. Boston	29	6-Mar-15

New Orleans Top Scoring Months

Player	Month/Year	Games (Min. 10)	Point	Average
Chris Paul	March 2009	16	387	24.2
Anthony Davis	December 2014	16	379	23.7
Chris Paul	March 2008	15	360	24.0

Consecutive Games Records

Most Double-Figure Scoring Games		
Season:	79	Jamal Mashburn, 2002-03
Career:	419	David West
Consecutive:	95	David West, 15-Dec-07 - 6-Feb-09

Most 20-point Scoring Games

Season:	52	Chris Paul, 2008-09
	52	Anthony Davis, 2014-15
Career:	193	David West
Consecutive:	13	Anthony Davis, 5-Jan-15 - 6-Feb-15

Most 30-point Scoring Games

Season:	17	Anthony Davis, 2014-15
Career:	40	David West
Consecutive:	4	Anthony Davis, 14-Mar-14 - 22-Mar-14

Most Double-Figure Rebound Games

Season:	56	Tyson Chandler, 2006-07
Career:	190	P.J. Brown
Consecutive:	21	Tyson Chandler, 26-Jan-07 - 9-Mar-07

Most Double-Doubles-Points/Rebounds

Season:	42	Anthony Davis, 2014-15
Career:	134	Anthony Davis
Consecutive:	14	Tyson Chandler, 7-Feb-07 - 9-Mar-07

Most Double-Figure Assist Games

Season:	59	Chris Paul, 2007-08
Career:	227	Chris Paul
Consecutive:	12	Chris Paul, 9-Apr-08 - 12-Nov-08

Most Double-Doubles - Points/Assists

Season:	56	Chris Paul, 2007-08
Career:	205	Chris Paul
Consecutive:	12	Chris Paul, 9-Apr-08 - 12-Nov-08

Consecutive Games Played Streaks

Games	Player	Dates
175	Jamaal Magloire	30-Oct-02 through 26-Nov-04
136	Greivis Vasquez	26-Dec-11 through 22-Mar-13
131	Emeka Okafor	20-Oct-09 through 30-Jan-11
129	Rasual Butler	28-Nov-05 through 2-Mar-07
115	Chris Paul	21-Nov-07 through 2-Feb-09

Consecutive Games Started Streaks

Games	Player	Dates
429	David West	1-Nov-05 through 24-Mar-11
425	Chris Paul	1-Nov-05 through 13-Apr-11
181	Emeka Okafor	28-Oct-09 through 10-Feb-12
175	Jamaal Magloire	30-Oct-03 through 26-Nov-04
143	Peja Stojakovic	1-Nov-06 through 2-Mar-09

Triple-Doubles

Player	Opponent	Date	PTS	REB	AST	BLK
Tyreke Evans	at Oklahoma City	6-Feb-15	22	10	16	-
Tyreke Evans	at L.A. Clippers	18-Dec-13	11	13	10	-
Greivis Vasquez	at Atlanta	8-Feb-13	21	11	12	-
Jarrett Jack	vs. Golden State	21-Mar-12	17	10	11	-
Darren Collison	vs. Indiana	19-Feb-10	18	13	12	-
Chris Paul	at Houston	29-Dec-09	16	11	10	-
Chris Paul	at Washington	11-Mar-09	30	10	13	-
Chris Paul	vs. Philadelphia	26-Jan-09	27	10	15	-
Chris Paul	at Dallas	14-Jan-09	33	10	11	-
Chris Paul	vs. Washington	30-Dec-08	15	10	16	-
Chris Paul	at LA Clippers	24-Nov-08	14	10	17	-
Chris Paul	vs. Oklahoma City	22-Nov-08	29	10	16	-
Chris Paul	vs. Golden State	6-Apr-08	16	10	13	-
Chris Paul	vs. Chicago	1-Dec-06	25	11	18	-
Chris Paul	vs. Golden State (OT)	5-Apr-06	17	11	16	-
Chris Paul	at Toronto (2OT)	2-Apr-06	24	12	12	-
Baron Davis	vs. Sacramento (OT)	8-Jan-05	26	10	17	-
Jamal Mashburn	vs. Atlanta	16-Apr-03	15	10	11	-
Jamal Mashburn	vs. Miami	26-Feb-03	18	13	13	-

20-Point/20-Rebound Performances

Anthony Davis	at Detroit	21-Feb-16	59 pts, 20 rbs
Anthony Davis	vs. Boston	16-Mar-14	40 pts, 21 rbs
Tyson Chandler	at Golden State	4-Jan-08	22 pts, 22 rbs
Tyson Chandler	vs. L.A. Lakers	23-Mar-07	22 pts, 22 rbs
Jamaal Magloire	at Toronto	7-Mar-04	23 pts, 21 rbs

RECORDS

MISCELLANEOUS RECORDS

Year-By-Year Comparisons

Year-By-Year	02-03	03-04	04-05	05-06	06-07	07-08	08-09	09-10	10-11	11-12	12-13	13-14	14-15	15-16
Record	47-35	41-41	18-64	38-44	39-43	56-26	49-33	37-45	46-36	21-45	27-55	34-48	45-37	30-52
Home Record	29-12	25-16	11-30	24-17	24-17	30-11	28-13	24-17	28-13	11-22	16-25	22-19	28-13	21-20
Away Record	18-23	16-25	7-34	14-27	15-26	26-15	21-20	13-28	18-23	10-23	11-30	12-29	17-24	9-32
vs. Eastern Conference	32-22	30-24	8-22	13-17	16-14	22-8	19-11	11-19	19-11	7-11	12-18	19-11	16-14	10-20
vs. Western Conference	15-13	11-17	10-42	25-27	23-29	34-18	30-22	26-26	27-25	14-34	15-37	15-37	29-23	20-32
Overtime	5-4	3-3	2-6	2-1	7-0	4-0	1-2	3-3	4-2	1-2	1-3	5-0	0-3	1-3
Average Points	93.9	91.8	88.4	92.8	95.5	100.9	95.8	100.2	94.9	89.6	94.1	99.7	99.4	102.7
Average Rebounds	43.6	42.8	40.2	40.2	43.1	41.8	39.7	40.3	47.7	41.1	41.6	41.7	43.5	42.6
Average Assists	22.0	20.9	21.0	18.5	18.7	21.8	19.6	22.3	20.6	20.7	21.0	21.3	22.0	22.2
Average Steals	8.0	8.6	6.7	7.5	6.4	7.8	7.2	7.6	7.6	7.4	6.3	7.9	6.74	7.7
Average Turnovers	14.8	15.0	14.8	13.4	14.5	11.9	12.5	13.5	13.0	15.5	14.5	13.8	13.3	13.4
Average Blocks	4.8	4.2	3.8	3.8	4.2	3.9	4.1	3.6	4.4	4.8	5.4	6.4	6.2	4.2
Field Goal Percentage	.435	.420	.415	.440	.445	.466	.457	.464	.459	.451	.448	.459	.457	.448
Free Throw Percentage	.768	.751	.766	.758	.740	.769	.807	.778	.765	.757	.776	.769	.751	.776
Three Point Percentage	.376	.319	.315	.339	.362	.389	.364	.363	.360	.333	.363	.373	.370	.360
Bench Scoring	22.5	23.5	30.7	30.3	27.8	24.4	22.7	29.5	30.2	30.4	34.9	34.7	31.9	37.4
Games decided by 3 pts. or less	7-7	9-5	6-11	7-5	9-7	8-4	8-1	6-3	8-6	4-9	7-5	7-10	10-4	5-5
Games Decided by 10+ pts.	19-12	18-17	2-30	14-28	14-21	37-15	23-17	5-24	16-17	7-19	10-24	10-21	19-12	10-23

RECORDS

MISCELLANEOUS RECORDS

Franchise Record When...

Year-By-Year	02-03	03-04	04-05	05-06	06-07	07-08	08-09	09-10	10-11	11-12	12-13	13-14	14-15	15-16
Equal or outrebound opp.	38-18	23-15	12-26	26-14	26-25	36-12	34-12	23-10	28-14	15-21	21-31	22-25	32-17	21-13
Outrebound and outshoot opp.	26-5	18-0	6-5	17-3	13-7	28-1	25-3	13-2	21-2	14-6	14-4	19-4	27-2	13-2
Bench outscores opp. bench	20-16	15-16	12-34	25-24	20-18	29-6	20-8	13-23	30-17	8-21	20-28	16-29	24-15	23-26
Lead at halftime	31-9	26-12	10-8	27-12	26-8	42-7	34-9	20-9	30-14	13-18	15-23	22-18	32-11	19-16
Tied at halftime	1-0	1-0	2-3	5-1	4-5	2-0	4-0	3-0	4-2	2-1	2-4	2-4	2-4	1-1
Trail at halftime	15-26	14-29	6-53	6-31	9-30	12-19	11-24	14-36	12-20	6-26	12-38	10-26	11-22	10-35
Lead or tied after third	40-7	33-7	16-9	27-8	30-12	48-4	41-5	24-6	40-11	17-12	15-17	26-12	39-8	24-7
Trail after third	7-28	8-34	2-55	11-36	9-31	8-22	8-28	13-39	6-25	4-33	12-38	8-36	6-29	5-45
Shoot 50 percent or better	10-0	6-0	2-1	7-2	7-4	20-1	13-4	15-7	15-3	8-8	10-6	15-5	20-1	11-2
Shoot below 50 percent	37-35	35-41	16-63	31-42	32-39	36-25	36-29	22-38	31-33	13-37	17-48	19-43	25-36	19-50
Shoot equal or better than opp.	33-7	29-3	13-15	27-5	26-10	40-4	34-6	25-8	35-6	21-13	20-10	29-9	37-9	20-11
Outshot by opponent	14-28	12-38	5-49	11-39	13-33	16-22	15-27	12-37	11-30	0-32	7-44	5-39	7-28	9-41
Opp. shoots 50 percent or better	2-8	2-16	0-21	2-14	4-14	12-9	8-9	8-26	5-19	0-12	1-23	4-19	3-16	4-16
Opp. shoots below 50 percent	45-27	39-25	18-43	36-30	35-29	44-17	41-24	29-19	41-17	21-33	27-31	30-29	42-21	26-36
Score 100 or more points	23-3	14-5	4-5	19-7	21-11	42-3	28-5	23-16	18-5	4-5	12-12	27-13	34-10	29-16
Score less than 100 points	24-32	27-36	14-59	19-37	18-32	14-23	21-28	14-29	28-31	17-40	15-43	7-35	11-18	1-36
Opp. scores 100 or more points	4-10	2-14	4-23	6-23	9-25	14-14	7-18	13-37	7-22	0-16	2-35	15-36	15-22	18-42
Opp. scores under 100 points	43-25	39-27	14-59	32-21	30-18	42-12	42-15	14-29	39-14	21-29	25-20	19-12	30-15	12-10
Grab 50 or more rebounds	11-6	11-3	2-1	3-2	10-1	7-1	3-1	5-3	4-1	4-3	1-3	7-3	8-4	5-7
Grab 40 or more rebounds	37-23	32-24	14-30	29-16	32-25	36-16	27-14	26-17	29-15	14-20	22-31	22-28	31-24	23-30
Grab less than 40 rebounds	10-12	9-17	4-34	9-28	7-18	20-10	22-19	11-28	17-21	7-25	5-23	12-20	11-9	6-19
Shoot more free throws than opp.	25-12	24-16	11-16	27-18	26-19	34-12	8-5	23-10	23-13	9-17	16-22	14-16	26-20	14-20
Shoot equal or fewer free throws	22-23	17-25	7-48	11-26	13-24	22-14	41-28	14-35	19-23	12-28	11-33	20-32	19-17	16-32
Commit more turnovers than opp.	22-23	18-24	8-34	14-22	19-24	13-17	13-17	16-16	12-15	9-31	11-33	7-23	25-26	11-26
Commit equal or fewer turnovers	25-12	23-17	10-30	24-22	20-19	43-9	36-16	21-29	34-21	12-14	16-22	27-25	20-11	19-26

RECORDS

MISCELLANEOUS RECORDS

Franchise Record by Month

	Oct.	Nov.	Dec.	Jan.	Feb.	Mar.	Apr.
2002-03	1-0	10-5	7-10	6-8	9-4	8-6	6-2
2003-04	2-0	9-6	9-6	6-9	6-6	5-11	4-3
2004-05	-	1-12	1-14	6-10	3-9	5-9	2-10
2005-06	-	7-7	5-10	10-5	9-4	3-11	4-7
2006-07	-	8-7	4-11	7-8	9-4	5-10	6-3
2007-08	1-0	10-6	9-5	12-2	7-5	11-4	6-4
2008-09	2-0	7-6	10-3	9-7	7-6	11-5	3-6
2009-10	1-1	6-9	7-6	12-5	5-8	4-12	2-4
2010-11	3-0	9-5	7-9	12-4	4-8	8-6	3-4
2011-12	-	-	2-1	2-16	4-10	5-12	8-6
2012-13	0-1	4-9	3-13	8-8	5-8	6-9	1-7
2013-14	0-1	7-7	7-7	5-11	4-9	9-7	2-6
2014-15	1-0	6-8	9-8	9-6	6-5	8-7	6-3
2015-16	0-3	4-10	6-9	8-6	5-7	5-12	2-5
Totals	11-6	88-97	86-112	109-105	83-93	93-103	55-70

Franchise Record by Day of The Week

	Sun	Mon	Tue	Wed	Thu	Fri	Sat
2002-03	4-5	4-5	4-5	14-6	1-1	15-5	5-8
2003-04	1-3	1-8	4-8	16-3	2-4	8-7	9-8
2004-05	0-10	2-10	2-7	4-18	0-0	6-10	4-9
2005-06	3-4	5-8	2-7	12-10	0-2	7-7	9-6
2006-07	2-2	4-3	7-10	10-6	1-3	8-10	7-9
2007-08	6-2	5-6	5-1	17-7	0-0	13-7	10-3
2008-09	7-1	5-6	6-1	12-9	3-1	9-10	7-5
2009-10	3-7	7-7	2-3	12-11	1-1	7-10	5-6
2010-11	5-8	3-10	2-2	15-8	1-0	13-4	7-4
2011-12	1-4	4-10	1-2	6-11	2-5	4-6	3-7
2012-13	5-5	6-2	1-9	6-19	0-0	5-14	3-6
2013-14	4-4	6-7	2-6	7-14	0-0	11-8	4-9
2014-15	6-4	5-8	10-2	7-8	1-2	11-7	4-6
2015-16	5-2	3-8	2-8	6-11	4-5	6-8	4-10
Totals	52-61	60-98	50-71	144-141	16-24	123-113	81-96

Franchise Record by Division/Conference

	Atlantic	Central	Southeast	East	Midwest	Pacific	NW	SW	West
2002-03	15-11	17-11	-	32-22	7-7	8-6	-	-	15-13
2003-04	16-10	14-14	-	30-24	4-10	7-7	-	-	11-17
2004-05	2-8	3-7	3-7	8-22	-	4-14	4-14	2-14	10-42
2005-06	5-5	2-8	6-4	13-17	-	8-10	10-8	7-9	25-27
2006-07	5-5	5-5	6-4	16-14	-	8-10	9-9	6-10	23-29
2007-08	8-2	7-3	7-3	22-8	-	13-5	11-7	10-6	34-18
2008-09	6-4	7-3	6-4	19-11	-	11-7	10-8	9-7	30-22
2009-10	2-8	4-6	5-5	11-19	-	11-7	8-10	7-9	26-26
2010-11	4-6	6-4	9-1	19-11	-	9-9	9-9	9-7	27-25
2011-12	3-2	2-5	2-4	7-11	-	5-12	6-11	3-11	14-34
2012-13	3-7	5-5	4-6	12-18	-	5-13	5-13	5-11	15-37
2013-14	6-4	8-2	5-5	19-11	-	4-14	7-11	4-12	15-37
2014-15	6-4	5-5	5-5	16-14	-	11-7	10-8	8-8	29-23
2015-16	4-6	4-6	2-8	10-20	-	8-10	8-10	4-12	20-32
Totals	85-82	89-84	60-56	232-222	11-17	112-131	97-118	74-116	294-382

NW - Northwest
SW - Southwest

RECORDS

MISCELLANEOUS RECORDS

Year-By-Year Leaders

Games Played			Minutes Played		
2015-16	Dante Cunningham	80	2015-16	Anthony Davis	2,164
2014-15	Tyreke Evans	79	2014-15	Tyreke Evans	2,690
2013-14	Al-Farouq Aminu	80	2013-14	Anthony Davis	2,358
2012-13	Robin Lopez	82	2012-13	Grevis Vasquez	2,685
2011-12	Aminu/Bellinelli/Vasquez	66	2011-12	Marco Belinelli	1,966
2010-11	Bellinelli/Paul	80	2010-11	Chris Paul	2,880
2009-10	Emeka Okafor	82	2009-10	David West	2,949
2008-09	Rasual Butler	82	2008-09	Chris Paul	3,002
2007-08	Pargo/Paul	80	2007-08	Chris Paul	3,006
2006-07	Jannero Pargo	82	2006-07	Desmond Mason	2,575
2005-06	Rasual Butler	79	2005-06	Chris Paul	2,808
2004-05	PJ Brown	82	2004-05	PJ Brown	2,817
2003-04	Jamaal Magloire	82	2003-04	Jamaal Magloire	2,777
2002-03	Magloire/Mashburn	82	2002-03	Jamal Mashburn	3,321

Total Points			Field Goals Made		
2015-16	Anthony Davis	1,481	2015-16	Anthony Davis	560
2014-15	Anthony Davis	1,656	2014-15	Anthony Davis	642
2013-14	Anthony Davis	1,394	2013-14	Anthony Davis	522
2012-13	Ryan Anderson	1,309	2012-13	Ryan Anderson	472
2011-12	Marco Belinelli	780	2011-12	Marco Belinelli	286
2010-11	David West	1,322	2010-11	David West	528
2009-10	David West	1,541	2009-10	David West	619
2008-09	Chris Paul	1,781	2008-09	Chris Paul	631
2007-08	Chris Paul	1,684	2007-08	Chris Paul	630
2006-07	Chris Paul	1,104	2006-07	Desmond Mason	407
2005-06	David West	1,262	2005-06	David West	530
2004-05	Lee Nailon	963	2004-05	Lee Nailon	415
2003-04	Baron Davis	1,532	2003-04	Baron Davis	554
2002-03	Jamal Mashburn	1,772	2002-03	Jamal Mashburn	670

Scoring Average (min. 30 games played)			Field Goals Attempted		
2015-16	Anthony Davis	24.3	2015-16	Anthony Davis	1,136
2014-15	Anthony Davis	24.4	2014-15	Anthony Davis	1,199
2013-14	Anthony Davis	20.8	2013-14	Anthony Davis	1,005
2012-13	Eric Gordon	17.0	2012-13	Ryan Anderson	1,115
2011-12	Jerrett Jack	15.6	2011-12	Marco Belinelli	686
2010-11	David West	18.9	2010-11	David West	1,040
2009-10	David West	19.0	2009-10	David West	1,226
2008-09	Chris Paul	22.8	2008-09	David West	1,292
2007-08	Chris Paul	21.1	2007-08	David West	1,305
2006-07	David West	18.3	2006-07	Desmond Mason	900
2005-06	David West	17.1	2005-06	David West	1,036
2004-05	Lee Nailon	14.2	2004-05	Lee Nailon	869
2003-04	Baron Davis	22.9	2003-04	Baron Davis	1,402
2002-03	Jamal Mashburn	21.6	2002-03	Jamal Mashburn	1,586

MISCELLANEOUS RECORDS

Year-by-Year NBA Statistical Rankings

Year	Pts	Def	FG%	FT%	Reb	Ast	Stl	TO	BS
2002-03	19	5	23	11	8	11	13	T16	18
2003-04	17	11	27	17	9	14	9	17	24
2004-05	30	10	30	13	25	17	25	21	27
2005-06	25	12	26	10	22	26	7	4	24
2006-07	25	10	26	21	6	27	29	8	21
2007-08	9	5	8	11	16	13	8	3	28
2008-09	26	5	16	4	26	28	16	27	26
2009-10	17	21	13	7	25	8	9	9	30
2010-11	27	5	18	15	T24	T21	9	3	20
2011-12	29	8	13	15	24	16	21	27	21
2012-13	25	14	15	8	17	23	30	12	11
2013-14	18	T16	12	11	22	19	12	6	1
2014-15	16	19	10	17	16	11	25	6	1
2015-16	13	26	19	13	22	17	16	8	23

2002-2004 (29 teams in NBA), 2004-present (30 teams)

Field Goal Percentage (Minimum 250 FGA)

2015-16	Alonzo Gee	(132-255)	.518
2014-15	Alexis Ajinca	(181-329)	.550
2013-14	Anthony Davis	(522-1005)	.519
2012-13	Robin Lopez	(384-719)	.534
2011-12	Gustavo Ayon	(140-261)	.536
2010-11	Emeka Okafor	(300-524)	.573
2009-10	Emeka Okafor	(348-656)	.530
2008-09	Tyson Chandler	(160-283)	.565
2007-08	Tyson Chandler	(377-605)	.623
2006-07	Tyson Chandler	(292-468)	.624
2005-06	David West	(530-1036)	.512
2004-05	Chris Andersen	(191-358)	.534
2003-04	Robert Traylor	(145-287)	.505
2002-03	PJ Brown	(319-601)	.531

Free Throws Made

2015-16	Anthony Davis	326
2014-15	Anthony Davis	371
2013-14	Anthony Davis	348
2012-13	Eric Gordon	187
2011-12	Carl Landry	147
2010-11	Chris Paul	337
2009-10	David West	296
2008-09	Chris Paul	455
2007-08	Chris Paul	332
2006-07	Chris Paul	292
2005-06	Chris Paul	394
2004-05	PJ Brown	210
2003-04	Jamaal Magloire	353
2002-03	Jamal Mashburn	313

Free Throws Attempted

2015-16	Anthony Davis	430
2014-15	Anthony Davis	461
2013-14	Anthony Davis	440
2012-13	Anthony Davis	225
2011-12	Carl Landry	184
2010-11	Chris Paul	384
2009-10	David West	342
2008-09	Chris Paul	524
2007-08	Chris Paul	390
2006-07	Chris Paul	357
2005-06	Chris Paul	465
2004-05	PJ Brown	243
2003-04	Jamaal Magloire	470
2002-03	Jamal Mashburn	369

RECORDS

Free Throw Percentage (Minimum 100 FTA)

2015-16	Eric Gordon	(111-125)	.888
2014-15	Ryan Anderson	(129-151)	.854
2013-14	Brian Roberts	(125-133)	.940
2012-13	Ryan Anderson	(152-180)	.844
2011-12	Jarrett Jack	(129-148)	.872
2010-11	Chris Paul	(337-384)	.878
2009-10	Peja Stojakovic	(96-107)	.897
2008-09	Peja Stojakovic	(93-104)	.894
2007-08	Peja Stojakovic	(130-140)	.929
2006-07	Marc Jackson	(90-103)	.874
2005-06	Chris Paul	(394-465)	.847
2004-05	PJ Brown	(210-243)	.864
2003-04	PJ Brown	(158-185)	.854
2002-03	Jamal Mashburn	(313-369)	.848

MISCELLANEOUS RECORDS

Career Leaders

Seasons

1. David West	8
2. Chris Paul	6
3. Eric Gordon	5
Peja Stojakovic	5

Games Played

1. David West	530
2. Chris Paul	425
3. PJ Brown	315
4. Rasual Butler	293
5. ANTHONY DAVIS	260

Games Started

1. David West	438
2. Chris Paul	425
3. PJ Brown	309
4. ANTHONY DAVIS	255
5. Eric Gordon	217

Minutes Played

1. David West	17,160
2. Chris Paul	15,761
3. PJ Brown	10,559
4. ANTHONY DAVIS	8,823
5. Rasual Butler	7,587

Total Points

1. David West	8,690
2. Chris Paul	7,936
3. ANTHONY DAVIS	5,398
4. Ryan Anderson	3,702
5. Eric Gordon	3,390

Average Points (min. 82 games)

1. Jamal Mashburn	21.5
2. ANTHONY DAVIS	20.8
3. Baron Davis	20.2
4. Chris Paul	18.7
5. David West	16.4

Field Goals Made

1. David West	3,476
2. Chris Paul	2,793
3. ANTHONY DAVIS	2,073
4. Ryan Anderson	1,315
5. PJ Brown	1,265

Field Goals Attempted

1. David West	7,091
2. Chris Paul	5,929
3. ANTHONY DAVIS	4,016
4. Ryan Anderson	3,127
5. Eric Gordon	2,787

Field Goal Percentage (min. 1000 FGA)

1. Tyson Chandler	.611
2. Emeka Okafor	.549
3. ANTHONY DAVIS	.516
4. David West	.490
5. Jason Smith	.481

3-Point Field Goals Made

1. Peja Stojakovic	553
2. Ryan Anderson	533
3. Eric Gordon	421
4. Rasual Butler	410
5. Chris Paul	379

3-Point Field Goals Attempted

1. Ryan Anderson	1,438
2. Peja Stojakovic	1,369
3. Rasual Butler	1,097
4. Eric Gordon	1,080
5. Chris Paul	1,055

3-Point Field Goal Percentage (min. 200 3PA)

1. Luke Babbitt	.436
2. QUINCY PONDEXTER	.416
3. Peja Stojakovic	.404
4. Marco Belinelli	.396
5. Eric Gordon	.390

Free Throws Made

1. Chris Paul	1,971
2. David West	1,704
3. ANTHONY DAVIS	1,214
4. PJ Brown	701
5. Jamaal Magloire	658

Free Throws Attempted

1. Chris Paul	2,310
2. David West	2,030
3. ANTHONY DAVIS	1,556
4. Jamaal Magloire	915
5. PJ Brown	828

Free Throw Percentage (min. 125 FTA)

1. Peja Stojakovic	.899
2. Ryan Anderson	.868
3. Jarrett Jack	.858
4. Chris Paul	.853
5. PJ Brown	.847

Offensive Rebounds

1. David West	1,110
2. PJ Brown	928
3. Tyson Chandler	805
4. ANTHONY DAVIS	675
5. Jamaal Magloire	607

Defensive Rebounds

1. David West	2,743
2. ANTHONY DAVIS	1,843
3. PJ Brown	1,747
4. Chris Paul	1,647
5. Tyson Chandler	1,420

Total Rebounds

1. David West	3,853
2. PJ Brown	2,675
3. ANTHONY DAVIS	2,518
4. Tyson Chandler	2,225
5. Chris Paul	1,951

Average Rebounds (min. 82 games)

1. Tyson Chandler	11.3
2. ANTHONY DAVIS	9.7
3. Jamaal Magloire	9.5
4. Emeka Okafor	9.1
5. PJ Brown	8.5

Assists

1. Chris Paul	4,228
2. Greivis Vasquez	1,063
3. TYREKE EVANS	1,048
4. David West	1,042
5. Baron Davis	950

Average Assists (min. 82 games)

1. Chris Paul	9.9
2. Greivis Vasquez	7.4
3. Baron Davis	7.0
4. JRUE HOLIDAY	6.7
5. TYREKE EVANS	6.0

Steals

1. Chris Paul	1,010
2. David West	396
3. ANTHONY DAVIS	342
4. Baron Davis	280
5. PJ Brown	265

Turnovers

1. Chris Paul	1,065
2. David West	931
3. TYREKE EVANS	494
4. Eric Gordon	470
5. Jamaal Magloire	418

Blocked Shots

1. ANTHONY DAVIS	626
2. David West	435
3. Emeka Okafor	280
4. Tyson Chandler	269
5. PJ Brown	253

RECORDS

MISCELLANEOUS RECORDS

Franchise Bests

Single Game				
Most Points Scored By New Orleans In A Loss	122	vs. GSW (128) (OT)	14-Dec-14	
Fewest Points Scored By New Orleans In A Victory	75	at SAC (71)	21-Nov-10	
		at CHA (67)	16-Apr-12	
Widest Margin In A New Orleans Victory	48	vs. MIN (139-91)	14-Nov-14	
Widest Margin In A New Orleans Loss	45	at OKC (119-74)	27-Feb-13	
Most Free Throws Missed	16	vs. MIA (16-32)	21-Nov-06	
		vs. ORL (15-31)	28-Oct-14	
Most Players Scoring In Double Figures	8	vs. PHI	16-Nov-13	
Fewest Players Scoring In Double Figures	1	vs. PHI	7-Nov-12	
		at PHI	12-Dec-10	
		at OKC	27-Feb-13	
Most Players Scoring 20 Or More Points	4	Done nine times		
Season				
Longest Winning Streak	10		9-Jan-11 thru 26-Jan-11	
Longest Home Winning Streak	11		30-Oct-02 thru 6-Dec-02	
Longest Road Winning Streak	8		19-Dec-07 thru 26-Jan-08	
Longest Losing Streak	11		21-Nov-04 thru 14-Dec-04	
Longest Home Losing Streak	9		3-Nov-04 thru 8-Dec-04	
Longest Road Losing Streak	15		23-Nov-04 thru 7-Jan-05	
Most Consecutive 100-point games	7		7-Feb-07 thru 21-Feb-07	
Most 30+ Point Games	17	Anthony Davis	2014-15	
Most 20+ Point Games	52	Chris Paul	2008-09	
	52	Anthony Davis	2014-15	
Most 10+ Point Games	79	Jamal Mashburn	2002-03	
Most 10+ Point And 10+ Rebound Games	42	Anthony Davis	2014-15	
Most Consecutive 20+ Point Games	13	Anthony Davis	14-Mar-14 thru 22-Mar-14	
Most Consecutive 10+ Point Games	53	David West	15-Dec-07 thru 16-Apr-08	
Most Times Led Or Shared Scoring Lead	52	Jamal Mashburn	2002-03	
Career				
Most Consecutive Games Played	175	Jamaal Magloire	30-Oct-02 thru 26-Nov-04	
Most Consecutive Games Started	429	David West	1-Nov-05 thru 24-Mar-11	
Most Consecutive 10+ Point Games	95	David West	15-Dec-07 thru 6-Feb-09	

RECORDS

PLAYOFF RECORDS

2003 NBA Playoffs • First Round (2-4)											
No.	Date	H/A	W/L	Opp	NOH/Opp	NOH Hi Scorer	NOH Hi Reb	Opp Hi Scorer	Opp Hi Reb	Attend	
1	4/20	A	L	PHI	90-98	Mashburn 28	Brown 8	Iverson 55	Van Horn 10	19,711	
2	4/23	A	L	PHI	85-90	Wesley 24	Magloire 7	Iverson 29	K. Thomas 16	20,229	
3	4/26	H	W	PHI	99-85	Davis 28	Brown 12	Iverson 28	Van Horn 9	17,320	
4	4/28	H	L	PHI	87-96	Davis 34	Brown 9	Iverson 22	K. Thomas 8	16,243	
5	4/30	A	W	PHI	93-91	Mashburn 21	Magloire 12	Iverson 30	Thomas 14	19,403	
6	5/2	H	L	PHI	103-107	Mashburn 36	Three with 8	Iverson 45	Van Horn 18	18,570	
2004 NBA Playoffs • First Round (3-4)											
No.	Date	H/A	W/L	Opp	NOH/Opp	NOH Hi Scorer	NOH Hi Reb	Opp Hi Scorer	Opp Hi Reb	Attend	
1	4/18	A	L	MIA	79-81	Davis 17	Brown, Mag 11	Wade 21	Odum 11	20,102	
2	4/21	A	L	MIA	63-93	Davis 13	Magloire 10	E. Jones 19	Grant 11	20,189	
3	4/24	H	W	MIA	77-71	Davis 21	Brown, Lynch 11	C. Butler 24	C. Butler 15	14,251	
4	4/27	H	W	MIA	96-85	Davis 23	Brown, West 7	Odum 25	Grant 9	16,009	
5	4/30	A	L	MIA	83-87	Davis 33	Brown 13	E. Jones 25	C. Butler 11	20,147	
6	5/2	H	W	MIA	89-83	Brown, Lyn 16	Brown, Mag 9	Wade 27	Odum 11	17,297	
7	5/4	A	L	MIA	77-85	Smith 25	Magloire 10	Butler 23	Three with 9	20,286	
2008 NBA Playoffs • First Round (4-1)											
No.	Date	H/A	W/L	Opp	NOH/Opp	NOH Hi Scorer	NOH Hi Reb	Opp Hi Scorer	Opp Hi Reb	Attend	
1	4/19	A	W	DAL	104-92	Paul 35	Chandler 15	Nowitzki 31	Nowitzki 10	17,446	
2	4/21	H	W	DAL	127-103	Paul 32	Chandler 11	Nowitzki 27	Bass 8	17,885	
3	4/24	A	L	DAL	87-97	Pargo 30	Chandler 11	Nowitzki 21	Nowitzki 19	20,839	
4	4/27	A	W	DAL	97-84	West 24	West 9	Nowitzki 22	Nowitzki 13	20,644	
5	4/30	H	W	DAL	99-94	West 25	Chandler 14	Nowitzki 22	Nowitzki 13	18,620	
2008 NBA Playoffs • Second Round (3-4)											
No.	Date	H/A	W/L	Opp	NOH/Opp	NOH Hi Scorer	NOH Hi Reb	Opp Hi Scorer	Opp Hi Reb	Attend	
1	5/3	H	W	SAS	104-82	West 30	Chandler 15	Parker 23	Ginobili/Oberto 6	18,040	
2	5/5	H	W	SAS	102-84	Paul 30	Chandler 11	Duncan 18	Duncan 8	17,927	
3	5/8	A	L	SAS	99-110	Paul 35	West 12	Parker/Ginobili 31	Duncan 13	18,797	
4	5/11	A	L	SAS	80-100	Paul 23	Paul/Armstrong 6	Duncan 22	Duncan 15	18,797	
5	5/13	H	W	SAS	101-79	West 38	West 14	Ginobili 20	Duncan 23	18,246	
6	5/15	A	L	SAS	80-99	Paul 21	Five with 6	Ginobili 25	Duncan 15	18,797	
7	5/19	H	L	SAS	82-91	West 20	Chandler 15	Ginobili 26	Duncan 14	18,235	
2009 NBA Playoffs • First Round (1-4)											
No.	Date	H/A	W/L	Opp	NOH/Opp	Record	NOH Hi Scorer	NOH Hi Reb	Opp Hi Scorer	Attend	
1	4/19	A	L	DEN	84-113	0-1	Paul 21	West 6	Billups 36	19,536	
2	4/22	A	L	DEN	93-108	0-2	West 21	Chandler 11	Billups 31	19,623	
3	4/25	H	W	DEN	95-93	1-2	Paul 32	West 9	Anthony 25	17,489	
4	4/27	H	L	DEN	63-121	1-3	West 14	Possey 7	Anthony 26	17,236	
5	4/29	A	L	DEN	86-107	1-4	West 24	West 9	Anthony 34	19,623	
2011 NBA Playoffs • First Round (2-4)											
No.	Date	H/A	W/L	Opp	NOH/Opp	Record	NOH Hi Scorer	NOH Hi Reb	Opp Hi Scorer	Attend	
1	4/17	A	W	LAL	109-100	1-0	Paul 33	Ariza/Paul 7	Bryant 34	18,997	
2	4/20	A	L	LAL	78-87	1-1	Ariza 22	Gray 8	Bynum 17	18,997	
3	4/22	H	L	LAL	86-100	1-2	Landry 23	Ariza 12	Bryant 30	18,340	
4	4/24	H	W	LAL	93-88	2-2	Paul 27	Paul 13	Bryant 17	18,083	
5	4/26	A	L	LAL	90-106	2-3	Ariza 22	Gray 6	Bryant 19	18,997	
6	4/28	H	L	LAL	80-98	2-4	Landry 19	Paul 8	Bryant 24	17,949	
2015 NBA Playoffs • First Round (0-4)											
No.	Date	H/A	W/L	Opp	NOH/Opp	Record	NOP Hi Scorer	NOP Hi Reb	Opp Hi Scorer	Attend	
1	4/18	A	L	GSW	99-106	0-1	Davis 35	Asik/Pondexter 9	Curry 34	19,596	
2	4/20	A	L	GSW	87-97	0-2	Davis 26	Asik 13	Thompson 26	19,596	
3	4/23	H	L	GSW	119-123*	0-3	Davis 29	Davis 15	Curry 40	18,444	
4	4/25	H	L	GSW	98-109	0-4	Davis 36	Davis 11	Curry 39	18,443	

* overtime ** double overtime

RECORDS

PLAYOFF RECORDS

2015 First Round vs. Golden State Warriors

Player	G	GS	MIN	FG	FGA	PCT	3PM	3PA	PCT	FT	FTA	PCT	OFF	DEF	TOT	AST	PF	DQ	STL	TO	BLK	PTS	AVG
Davis	4	4	172	47	87	.540	0	2	.000	32	36	.889	9	35	44	8	12	-	5	13	12	126	31.5
Gordon	4	4	143	28	64	.444	13	32	.406	5	6	.833	2	7	9	15	11	-	2	10	2	74	18.5
Anderson	4	0	95	16	36	.444	5	12	.417	6	6	1.000	7	10	17	9	12	-	—	4	2	43	10.8
Evens	4	4	125	14	43	.326	2	11	.182	10	17	.588	3	17	20	20	10	-	5	6	1	40	10.0
Cole	4	0	106	15	36	.417	3	14	.214	2	3	.667	1	6	7	7	15	-	—	8	1	35	8.8
Pondexter	4	4	124	10	28	.357	3	10	.300	6	7	.857	3	17	20	12	13	-	7	1	—	29	7.3
Holiday	3	0	55	7	19	.368	1	4	.250	4	4	1.000	2	1	3	13	3	-	2	5	1	19	6.3
Cunningham	4	0	75	9	11	.818	—	—	—	3	3	1.000	4	14	18	2	7	-	3	—	4	21	5.3
Ajirca	3	0	10	4	4	1.000	—	—	—	—	—	—	—	—	1	1	1	2	-	1	—	8	2.7
Asik	4	4	79	2	10	.200	—	—	—	4	7	.571	12	17	29	6	10	-	5	5	—	8	2.0
NOP	4	-	985	152	338	.450	27	85	.318	72	89	.809	44	125	169	93	95	0	30	52	23	403	100.8
GSW	4	-	985	157	350	.449	47	124	.379	74	106	.698	56	130	186	103	79	1	29	48	25	435	108.8

2011 First Round vs. Los Angeles Lakers

Player	G	GS	MIN	FG	FGA	PCT	3PM	3PA	PCT	FT	FTA	PCT	OFF	DEF	TOT	AST	PF	DQ	STL	TO	BLK	PTS	AVG
Paul	6	6	250	42	77	.545	9	19	.474	39	49	.796	3	37	40	69	11	0	11	22	0	132	22.0
Landry	6	6	213	31	68	.456	0	0	—	33	36	.917	11	19	30	6	25	1	4	12	3	95	15.8
Ariza	6	6	241	35	85	.412	7	21	.333	16	22	.727	7	32	39	20	16	0	8	17	3	93	15.5
Belinelli	6	6	173	23	63	.365	8	26	.308	4	4	1.000	0	5	5	4	12	0	5	4	0	58	9.7
Okafor	6	6	188	20	31	.645	0	0	—	4	11	.364	17	16	33	0	28	1	6	12	6	44	7.3
Jack	6	0	111	12	34	.353	0	5	.000	11	16	.688	1	14	15	13	4	0	1	8	1	35	5.8
Green	6	0	84	14	36	.389	2	9	.222	4	7	.571	1	4	5	4	14	0	2	3	0	34	5.7
Gray	6	0	87	9	13	.692	0	0	—	3	8	.375	3	18	21	2	13	0	2	5	2	21	3.5
Smith	6	0	58	7	15	.467	0	0	—	0	0	—	1	6	7	1	11	0	2	0	0	14	2.3
Ewing Jr.	2	0	2	1	1	1.000	1	1	1.000	0	0	.000	0	0	0	0	0	0	0	0	0	3	1.5
Mbenga	5	0	26	2	2	1.000	0	0	—	1	2	.500	2	3	5	1	7	0	2	1	3	5	1.0
Pondexter	3	0	9	1	6	.167	0	3	.000	0	0	—	0	1	1	1	1	0	0	0	0	2	0.7
NOH	6	-	1440	197	431	.457	27	84	.321	115	155	.742	46	155	254	121	142	2	43	77	18	536	89.3
LAL	6	-	1440	207	447	.463	33	90	.367	132	165	.800	74	171	293	115	127	1	35	77	35	597	96.5

2009 First Round vs. Denver Nuggets

Player	G	GS	MIN	FG	FGA	PCT	3PM	3PA	PCT	FT	FTA	PCT	OFF	DEF	TOT	AST	PF	DQ	STL	TO	BLK	PTS	AVG
West	5	5	178	32	80	.400	0	0	—	26	29	.897	5	32	37	6	19	1	5	14	2	90	18.0
Paul	5	5	201	30	73	.411	5	16	.313	18	21	.857	4	18	22	52	8	0	8	24	0	83	16.6
Posey	5	0	123	15	40	.375	5	19	.263	22	26	.846	5	26	31	3	12	0	3	10	0	57	11.4
Stojakovic	5	5	162	18	49	.367	8	26	.308	12	13	.923	4	10	14	2	17	0	4	6	1	56	11.2
Butler	5	5	158	17	37	.459	10	19	.526	9	9	1.000	3	12	15	1	14	0	1	6	4	53	10.6
Armstrong	4	1	53	6	13	.462	0	0	—	3	10	.300	3	5	8	1	15	1	4	6	1	15	3.8
Chandler	4	4	94	6	12	.500	0	0	—	3	6	.500	8	13	21	2	17	1	2	8	1	15	3.8
Marks	5	0	80	6	13	.462	0	1	.000	4	5	.800	10	10	20	0	9	0	3	2	2	16	3.2
Peterson	2	0	21	1	5	.200	1	3	.333	3	4	.750	1	2	3	1	3	0	1	0	0	6	3.0
Daniels	5	0	64	2	13	.154	1	4	.250	9	11	.818	1	2	3	9	1	0	2	5	1	14	2.8
Brown	3	0	33	3	8	.375	0	4	.000	2	2	1.000	2	3	5	0	2	0	0	3	0	8	2.7
Wright	4	0	32	3	7	.429	0	0	—	2	4	.500	0	6	6	2	6	0	0	1	1	8	2.0
Bowen	1	0	2	0	1	.000	0	0	—	0	0	—	0	0	0	0	0	0	0	0	0	0	0.0
NOH	5	-	1200	139	351	.396	30	92	.326	113	140	.807	46	139	185	79	124	3	33	92	13	421	84.2
DEN	5	-	1200	191	383	.499	49	101	.485	111	146	.760	50	159	209	125	124	2	47	63	26	542	108.4

2008 First Round vs. Dallas Mavericks

Player	G	GS	MIN	FG	FGA	PCT	3PM	3PA	PCT	FT	FTA	PCT	OFF	Def	Tot	Ast	PF	Dq	Stl	TO	B	PTS	AVG
Paul	5	5	202	45	90	.500	3	11	.273	30	37	.811	4	24	28	60	17	0	10	6	2	123	24.6
West	5	5	203	45	93	.484	1	1	1.000	22	23	.957	10	27	37	17	16	0	3	3	8	113	22.6
Stojakovic	5	5	184	25	60	.417	17	28	.607	12	13	.923	1	27	28	4	10	0	2	4	1	79	15.8
Pargo	5	0	133	28	55	.509	9	20	.450	8	15	.533	0	12	12	12	8	0	5	9	0	73	14.6
Chandler	5	5	175	17	33	.515	0	0	—	2	2	1.000	23	33	56	1	19	0	1	6	7	36	7.2
Peterson	5	5	95	15	26	.577	4	11	.364	2	2	1.000	2	8	10	1	11	0	0	0	2	36	7.2
Wright	5	0	57	9	17	.529	0	3	.000	3	4	.750	2	4	6	2	6	0	5	2	1	21	4.2
Wells	5	0	83	10	24	.417	0	0	—	0	4	.000	2	10	12	6	12	0	3	3	2	20	4.0
Armstrong	5	0	55	4	8	.500	0	0	—	3	6	.500	6	6	12	0	12	0	0	4	5	11	2.2
Bowen	3	0	12	0	2	.000	0	0	—	2	2	1.000	0	4	4	1	1	0	1	0	0	2	0.7
NOH	5	-	1200	198	408	.485	34	74	.459	84	108	.778	50	155	205	104	112	0	30	42	28	514	102.8
DAL	5	-	1200	158	394	.401	36	104	.346	118	150	.787	72	154	226	97	103	0	20	58	20	470	94.0

2008 Second Round vs. San Antonio Spurs

Player	G	GS	MIN	FG	FGA	PCT	3PM	3PA	PCT	FT	FTA	PCT	OFF	DEF	TOT	AST	PF	DQ	STL	TO	BLK	PTS	AVG
Paul	7	7	284	66	131	.504	2	10	.200	32	42	.762	12	19	31	75	26	1	18	16	0	166	23.7
West	7	7	282	57	126	.452	0	1	.000	27	32	.844	11	54	65	17	16	0	10	18	15	141	20.1
Stojakovic	7	7	271	33	73	.452	11	23	.478	13	14	.929	5	32	37	2	9	0	4	4	0	90	12.9
Chandler	7	7	236	26	35	.743	0	0	---	8	14	.571	22	45	67	4	24	0	4	4	13	60	8.6
Peterson	7	7	182	18	42	.429	12	23	.522	2	4	.500	1	20	21	6	18	0	6	5	1	50	7.1
Pargo	7	0	132	17	61	.279	6	23	.261	9	9	1.000	5	13	18	15	14	0	7	2	2	49	7.0
Wright	6	0	74	11	27	.407	2	6	.333	2	2	1.000	4	8	12	3	2	0	5	3	0	26	4.3
Wells	7	0	87	12	33	.364	0	2	.000	0	2	.000	2	17	19	2	14	0	1	3	1	24	3.4
Armstrong	3	0	17	4	5	.800	0	0	---	2	4	.500	3	5	8	0	0	0	0	0	1	10	3.3
James	4	0	28	4	12	.333	2	5	.400	2	2	1.000	0	1	1	1	1	0	2	1	0	12	3.0
Ely	7	0	59	4	15	.267	0	0	---	7	10	.700	5	6	11	1	13	0	0	4	0	15	2.1
Bowen	6	0	28	1	4	.250	0	1	.000	0	0	---	3	7	10	1	0	0	0	1	0	2	0.3
NOH	7	-	1680	253	564	.449	35	94	.372	104	135	.770	73	227	300	127	136	1	57	64	33	645	92.1
SAS	7	-	1680	237	535	.443	71	181	.392	100	138	.725	68	231	299	165	145	0	30	90	28	645	92.1

RECORDS

PLAYOFF RECORDS

Franchise - Team Highs and Lows

Highs				Lows			
Total Points	127	vs. Dallas	22-Apr-08	63	Twice (vs. DEN, 27-Apr-09)		
Field Goals Made	48	vs. Dallas	22-Apr-08	17	vs. Denver	27-Apr-09	
Field Goals Attempted	90	vs. Golden State	23-Apr-15	54	vs. Denver	27-Apr-09	
Field Goal Percentage	.608	vs. Dallas	22-Apr-08	.244	at Miami	21-Apr-04	
Three-Pt. Field Goals Made	10	3 times (at LAL, 4-Apr-11)		2	4 times (vs. LAL, 22-Apr-11)		
Three-Pt. Field Goals Attempted	24	at Miami	30-Apr-04	9	at San Antonio	15-May-08	
Free Throws Made	30	at Philadelphia	20-Apr-03	9	at San Antonio	11-May-08	
Free Throws Attempted	40	at Philadelphia	20-Apr-03	12	at San Antonio	11-May-08	
Free Throw Percentage	1.000	at Dallas	25-Apr-08	.609	vs. Philadelphia	2-May-03	
Offensive Rebs	21	vs. Philadelphia	26-Apr-03	3	at Los Angeles Lakers	26-Apr-11	
Defensive Rebs	38	vs. San Antonio	13-May-08	22	at Los Angeles Lakers	26-Apr-11	
Total Rebs	51	vs. Philadelphia	26-Apr-03	25	at Los Angeles Lakers	26-Apr-11	
Assists	30	vs. Dallas	22-Apr-08	10	vs. Denver	27-Apr-09	
Steals	11	3 times (at MIA, 21-Apr-04)		1	at Denver	22-Apr-09	
Turnovers	27	vs. Denver	27-Apr-09	3	at Los Angeles Lakers	17-Apr-11	
Blocked Shots	9	vs. Philadelphia	2-May-03	1	Twice (at LAL, 17-Apr-11)		
1st Quarter Points	39	vs. Dallas	22-Apr-08	13	at Golden State	18-Apr-15	
2nd Quarter Points	33	at San Antonio	5-May-08	14	at Miami	4-May-04	
3rd Quarter Points	36	Twice (vs. SAS, 5-May-08)		10	at Miami	21-Apr-04	
4th Quarter Points	36	at Los Angeles Lakers	17-Apr-11	13	vs. Denver	27-Apr-09	
1st Half Points	67	vs. Dallas	22-Apr-08	31	at Miami	4-May-04	
2nd Half Points	64	vs. Dallas	19-Apr-08	24	vs. Denver	27-Apr-09	
Overtime Points	11	vs. Golden State	23-Apr-15				

*If done multiple times, most recently in parenthesis

Opponents - Team Highs and Lows

Highs				Lows			
Total Points	121	vs. Denver	27-Apr-09	71	vs. Miami	24-Apr-04	
Field Goals Made	43	Twice (vs. DEN, 27-Apr-09)		25	vs. Miami	24-Apr-04	
Field Goals Attempted	89	at Dallas	27-Apr-08	70	3 times (vs. DAL, 22-Apr-08)		
Field Goal Percentage	.566	vs. Denver	27-Apr-09	.329	vs. Miami	24-Apr-04	
Three-Pt. Field Goals Made	12	Twice (vs. SAS, 19-May-08)		2	4 times (at MIA, 4-May-04)		
Three-Pt. Field Goals Attempted	31	vs. San Antonio	3-May-08	6	at Philadelphia	23-Apr-03	
Free Throws Made	33	vs. Dallas	19-Apr-08	12	4 times (at SAS, 15-May-08)		
Free Throws Attempted	39	vs. Dallas	22-Apr-08	16	at Dallas	27-Apr-08	
Free Throw Percentage	.962	vs. Los Angeles Lakers	28-Apr-11	.571	vs. San Antonio	3-May-08	
Offensive Rebs	17	Twice (vs. DAL, 19-Apr-08)		6	Twice (at DEN, 29-Apr-09)		
Defensive Rebs	39	at Miami	21-Apr-04	23	Twice (vs. LAL, 24-Apr-11)		
Total Rebs	52	at Dallas	25-Apr-08	32	Twice (vs. LAL, 24-Apr-11)		
Assists	29	vs. Denver	27-Apr-09	12	Twice (at DAL, 27-Apr-08)		
Steals	15	vs. Denver	27-Apr-09	1	Twice (at LAL, 17-Apr-11)		
Turnovers	21	vs. Miami	2-May-04	6	at Denver	22-Apr-09	
Blocked Shots	8	Twice (at LAL, 20-Apr-11)		1	3 times (vs. PHI, 26-Apr-03)		
1st Quarter Points	36	at San Antonio	15-May-08	14	3 times (vs. MIA, 2-May-04)		
2nd Quarter Points	33	at San Antonio	8-May-08	14	at Dallas	7-Apr-08	
3rd Quarter Points	32	at Denver	19-Apr-09	11	vs. San Antonio	13-May-08	
4th Quarter Points	36	at Los Angeles Lakers	17-Apr-11	14	Twice (vs. MIA, 27-Apr-04)		
1st Half Points	61	vs. Denver	27-Apr-09	29	vs. Miami	24-Apr-04	
2nd Half Points	60	vs. Denver	27-Apr-09	32	vs. San Antonio	13-May-08	
Overtime Points							

RECORDS

PLAYOFF RECORDS

Franchise - Individual Highs

Total Points	38	David West	vs. San Antonio	13-May-08
Minutes	48	Chris Paul	vs. San Antonio	19-May-08
Field Goals Made	16	David West	vs. San Antonio	13-May-08
Field Goals Attempted	27	Jamal Mashburn	vs. Philadelphia	2-May-03
Three-Point Field Goals Made	5	6 times; most recently:		
		Trevor Ariza	at Los Angeles Lakers	26-Apr-11
Three-Point Field Goals Attempted	12	Baron Davis	Twice	
Free Throws Made	12	Chris Paul	vs. Dallas	22-Apr-08
Free Throws Attempted	14	Chris Paul	vs. Dallas	22-Apr-08
Offensive Rebs	7	Three times; most recently:		
		Tyson Chandler	vs. Dallas	29-Apr-08
Defensive Rebs	12	Anthony Davis	vs. Golden State	23-Apr-15
Total Rebs	15	Four times; most recently:		
		Anthony Davis	vs. Golden State	23-Apr-15
Assists	17	Chris Paul	vs. Dallas	22-Apr-08
Steals	5	Chris Paul	vs. San Antonio	19-May-08
Turnovers	6	Four times; most recently:		
		Chris Paul	vs. Denver	27-Apr-09
Blocked Shots	5	David West	vs. San Antonio	13-May-08

Opponents - Individual Highs

Total Points	55	Allen Iverson	at Philadelphia	20-Apr-03
Minutes	48	Dirk Nowitzki	vs. Dallas	29-Apr-08
Field Goals Made	21	Allen Iverson	at Philadelphia	20-Apr-03
Field Goals Attempted	32	Allen Iverson	at Philadelphia	20-Apr-03
Three-Point Field Goals Made	8	Chauncey Billups	at Denver	19-Apr-09
Three-Point Field Goals Attempted	11	Manu Ginobili	vs. San Antonio	19-May-08
Free Throws Made	13	Allen Iverson	vs. Philadelphia	2-May-03
Free Throws Attempted	18	Allen Iverson	vs. Philadelphia	2-May-03
Offensive Rebs	8	Andrew Bynum	vs. Los Angeles Lakers	28-Apr-11
Defensive Rebs	18	Twice; most recently:		
		Tim Duncan	vs. San Antonio	13-May-08
Total Rebs	23	Tim Duncan	vs. San Antonio	13-May-08
Assists	12	Eric Snow	vs. Philadelphia	20-Apr-03
Steals	5	Twice; most recently:		
		Caron Butler	at Miami	18-Apr-04
Turnovers	7	Lamar Odom	Twice	
Blocked Shots	6	3 times; most recently:		
		Chris Andersen	at Denver	19-Apr-09

RECORDS

PLAYOFF RECORDS

Top Team Performances

Franchise				Opponents			
Most Points				Most Points			
127	vs. Dallas		22-Apr-08	123	vs. Golden State		23-Apr-15
119	vs. Golden State		23-Apr-15	121	vs. Denver		27-Apr-09
109	at Los Angeles Lakers		17-Apr-11	113	at Denver		19-Apr-09
104	vs. Dallas		19-Apr-08	110	at San Antonio		5-May-08
103	vs. Philadelphia		2-May-03	108	at Denver		22-Apr-09
Field Goal Percentage				Field Goal Percentage			
.608	vs. Dallas	(48-79)	22-Apr-08	.566	vs. Denver	(43-76)	27-Apr-09
.519	at Los Angeles Lakers	(41-79)	17-Apr-11	.514	at Denver	(37-72)	29-Apr-09
.500	vs. Miami	(35-70)	27-Apr-04	.513	at San Antonio	(39-76)	11-May-08
	at Dallas	(38-76)	27-Apr-08	.507	at Denver	(38-75)	19-Apr-09
	vs. San Antonio	(43-86)	3-May-08	.500	at Denver	(43-86)	22-Apr-09
Free Throw Percentage				Free Throw Percentage			
1.000	at Dallas	(13-13)	25-Apr-08	.962	vs Los Angeles Lakers	(25-26)	28-Apr-11
.944	vs. Los Angeles Lakers	(17-18)	28-Apr-11	.905	vs. San Antonio	(19-21)	19-May-08
.938	at New York	(15-16)	24-Apr-97	.900	at Miami	(27-30)	21-Apr-04
.923	at San Antonio	(12-13)	15-May-08	.893	at Philadelphia	(25-28)	30-Apr-03
.900	at Chicago	(9-10)	13-May-0 9	.889	vs. Miami	(16-18)	27-Apr-04
Rebounds				Rebounds			
51	vs. Philadelphia		26-Apr-03	52	at Dallas		25-Apr-08
50	vs. San Antonio		3-May-08	51	at Miami		21-Apr-04
	vs. San Antonio		13-May-08		vs. San Antonio		19-May-08
48	at Miami		30-Apr-04		vs. Golden State		23-Apr-15
47	vs. Dallas		19-Apr-08	49	at Denver		19-Apr-09
	vs. Golden State		23-Apr-15	48	vs. Miami		24-Apr-04
46	at Miami		21-Apr-04		vs. Dallas		19-Apr-08
Assists				Assists			
30	vs. Dallas		22-Apr-08	29	vs. Denver		27-Apr-09
27	vs. Miami		27-Apr-04	28	at San Antonio		8-May-08
26	vs. Philadelphia		2-May-03		at San Antonio		15-May-08
25	vs Los Angeles Lakers		24-Apr-11	27	at San Antonio		11-May-08
24	vs. Golden State		23-Apr-15	26	at Denver		22-Apr-09
					at Denver		29-Apr-09
Steals				Steals			
11	3 times; most recently: at San Antonio		11-May-08	15	vs. Denver		27-Apr-09
10	3 times; most recently: at Golden State		20-Apr-15	13	vs. Philadelphia		28-Apr-03
9	4 times; most recently: at Los Angeles Lakers		26-Apr-11		at Miami		4-May-04
8	7 times; most recently: at Los Angeles Lakers		17-Apr-11	11	at Philadelphia		20-Apr-03
				10	at Philadelphia		23-Apr-03

RECORDS

PLAYOFF RECORDS

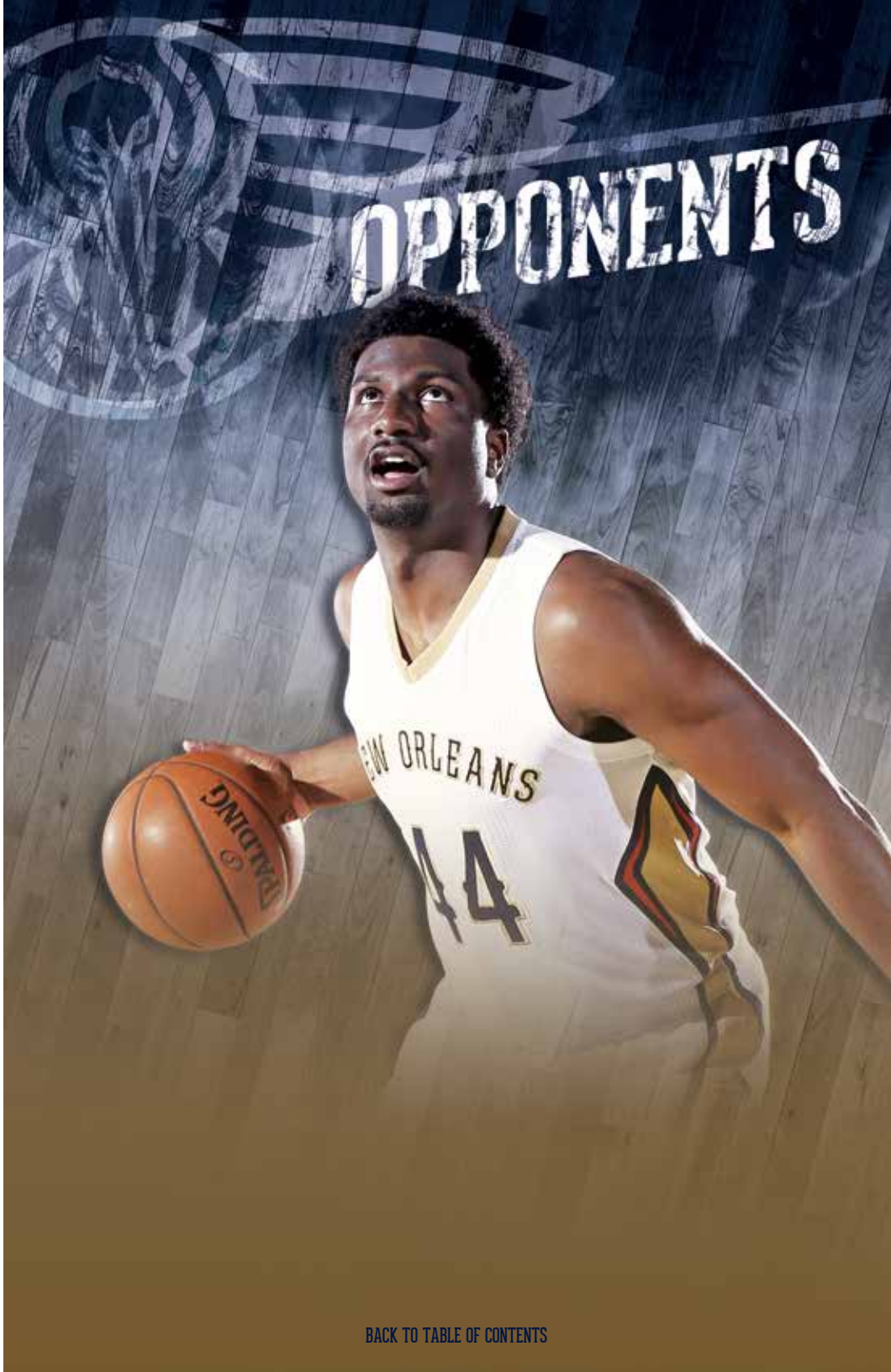
Top Individual Performances

Franchise				Opponents			
Points				Points			
38	David West	vs. San Antonio	13-May-08	55	Allen Iverson	at Philadelphia	20-Apr-03
36	Jamal Mashburn	vs. Philadelphia	2-May-03	45	Allen Iverson	vs. Philadelphia	2-May-03
	Anthony Davis	vs. Golden State	25-Apr-15	40	Stephen Curry	vs. Golden State	23-Apr-15
35	Chris Paul	at San Antonio	8-May-08	39	Stephen Curry	vs. Golden State	25-Apr-15
	Chris Paul	at Denver	19-Apr-09	36	Chauncey Billups	at Denver	19-Apr-09
	Anthony Davis	at Golden State	18-Apr-15	34	Carmelo Anthony	at Denver	29-Apr-09
34	Baron Davis	vs. Philadelphia	28-Apr-03		Kobe Bryant	at Los Angeles Lakers	17-Apr-11
				...	Stephen Curry	at Golden State	18-Apr-15
				32	Dirk Nowitzki	at Dallas	25-Apr-08
Rebounds				Rebounds			
15	Tyson Chandler	vs. Dallas	19-Apr-08	23	Tim Duncan	vs. San Antonio	13-May-08
	Tyson Chandler	vs. San Antonio	3-May-08	19	Dirk Nowitzki	at Dallas	25-Apr-08
	Tyson Chandler	vs. San Antonio	19-May-08	18	Keith Van Horn	vs. Philadelphia	2-May-03
	Anthony Davis	vs. Golden State	25-Apr-15	17	Draymond Green	vs. Golden State	23-Apr-15
14	Tyson Chandler	vs. Dallas	29-Apr-08	16	Kenny Thomas	at Philadelphia	23-Apr-03
	David West	vs. San Antonio	13-May-08				
13	PJ Brown	at Miami	30-Apr-04				
	Chris Paul	vs. Los Angeles Lakers	24-Apr-11				
	Omer Asik	vs. Golden State	20-Apr-15				
Assists				Assists			
17	Chris Paul	vs. Dallas	22-Apr-08	12	Eric Snow	vs. Philadelphia	28-Apr-03
15	Chris Paul	vs. Dallas	29-Apr-08	11	Chauncey Billups	vs. Denver	29-Apr-09
	Chris Paul	vs. Los Angeles Lakers	24-Apr-11		Tony Parker	at San Antonio	8-May-08
14	3 times; most recently: Chris Paul			10	Eric Snow	at Philadelphia	20-Apr-03
		at Los Angeles Lakers	17-Apr-11		Dwyane Wade	vs. Miami	27-Apr-04
13	Twice; most recently: Chris Paul			9	Several times		
		at Denver	22-Apr-09				
12	4 times; most recently: Chris Paul						
		at Los Angeles Lakers	26-April-11				

RECORDS

PLAYOFF RECORDS

Playoff Leaders		
Games Played		
1. David West	24	
2. Chris Paul	23	
3. Peja Stojakovic	17	
4. Tyson Chandler	16	
5. Julian Wright	15	
Minutes Played		
1. Chris Paul	937	
2. David West	775	
3. Peja Stojakovic	617	
4. Tyson Chandler	505	
5. Baron Davis	454	
Total Points		
1. Chris Paul	504	
2. David West	385	
3. Baron Davis	229	
4. Peja Stojakovic	225	
5. David Wesley	153	
Average Points (minimum four games played)		
1. ANTHONY DAVIS	31.5	
2. Jamal Mashburn	23.2	
3. Chris Paul	21.9	
4. Baron Davis	19.1	
5. Eric Gordon	18.5	
Field Goals Made		
1. Chris Paul	183	
2. David West	149	
3. Baron Davis	80	
4. Peja Stojakovic	76	
5. David Wesley	53	
Field Goals Attempted		
1. Chris Paul	371	
2. David West	327	
3. Baron Davis	197	
4. Peja Stojakovic	182	
5. David Wesley	146	
Field Goal Percentage (minimum 20 FGM)		
1. Emeka Okafor	.645	
2. Tyson Chandler	.613	
3. ANTHONY DAVIS	.540	
3. Chris Paul	.493	
4. Morris Peterson	.466	
3-Point Field Goals Made		
1. Peja Stojakovic	36	
2. Baron Davis	28	
3. David Wesley	26	
4. Chris Paul	19	
5. Morris Peterson	17	
3-Point FG Attempted		
1. Baron Davis	84	
2. Peja Stojakovic	77	
3. David Wesley	64	
4. Chris Paul	56	
5. Jannero Pargo	43	
3-Point Percentage (minimum 10 3FGA)		
1. Steve Smith	.545	
2. Rasual Butler	.526	
3. Peja Stojakovic	.468	
4. Morris Peterson	.459	
5. Ryan Anderson	.417	
Free Throws Made		
1. Chris Paul	119	
2. David West	86	
3. Jamaal Magloire	46	
4. Baron Davis	41	
5. Peja Stojakovic	37	
Free Throws Attempted		
1. Chris Paul	149	
2. David West	97	
3. Jamaal Magloire	61	
4. Baron Davis	55	
5. Peja Stojakovic	40	
Free Throw Percentage (minimum 10 FTA)		
1. Peja Stojakovic	.925	
2. Carl Landry	.917	
3. ANTHONY DAVIS	.889	
4. David West	.887	
5. Stacey Augmon	.885	
Offensive Rebs		
1. Tyson Chandler	53	
2. P.J. Brown	49	
3. David West	34	
4. Jamaal Magloire	33	
5. George Lynch	23	
Chris Paul	23	
Defensive Rebs		
1. David West	135	
2. Chris Paul	98	
3. Tyson Chandler	91	
4. Jamaal Magloire	81	
5. Peja Stojakovic	69	
Total Rebs		
1. David West	169	
2. Tyson Chandler	144	
3. Chris Paul	121	
4. P.J. Brown	114	
Jamaal Magloire	114	
Average Rebs (minimum four games played)		
1. ANTHONY DAVIS	11.0	
2. Tyson Chandler	9.0	
3. P.J. Brown	8.8	
Jamaal Magloire	8.8	
4. OMER ASIK	7.3	
5. David West	7.0	
Assists		
1. Chris Paul	256	
2. Baron Davis	91	
3. David West	48	
4. David Wesley	30	
5. Jannero Pargo	27	
Average Assists (minimum four games played)		
1. Chris Paul	11.1	
2. Baron Davis	7.6	
3. Jamal Mashburn	5.3	
4. TYREKE EVANS	5.0	
5. Eric Gordon	3.8	
Steals		
1. Chris Paul	47	
2. David West	20	
3. Baron Davis	18	
4. Jannero Pargo	12	
5. P.J. Brown	10	
Peja Stojakovic	10	
David Wesley	10	
Julian Wright	10	
Turnovers		
1. Chris Paul	68	
2. David West	42	
3. Baron Davis	34	
4. David Wesley	31	
5. Jamaal Magloire	20	
Blocked Shots		
1. David West	29	
2. Tyson Chandler	21	
3. P.J. Brown	14	
4. Jamaal Magloire	13	
5. ANTHONY DAVIS	12	



**2016-17 Pelicans vs. Hawks**

Nov. 22at Atlanta
Jan. 5vs. Atlanta

2015-16 vs. Hawks (0-2)

Nov. 6 vs. Atlanta L 121-115
Nov. 11 at Atlanta L 106-98

**2016-17 Pelicans vs. Celtics**

Nov. 14vs. Boston
Jan. 7at Boston

2015-16 vs. Celtics (0-2)

Dec. 7 vs. Boston L 111-93
Apr. 6 at Boston L 104-97

OPPONENTS**Directory**

Principal Owner & Chairman of the Board.....Tony Ressler
Vice Chair of Board of Directors.....Grant Hill
Alternate NBA Governor.....Steven Price
CEO, Atlanta Hawks Basketball Club/Phillips Arena.....Steve Koonin
President, Basketball Operations/Head Coach.....Mike Budenholzer
(All-Time: 146-100, .593; All-Time vs New Orleans: 3-3, .500)
General Manager.....Wes Wilcox
Assistant Coaches.....Darvin Ham, Taylor Jenkins, Charles Lee, Neven Spahija, Ben Sullivan
Executive Director of Player Performance.....Keke Lyles
Head Athletic Trainer.....Art Horne
Director of Rehabilitation.....Mike Roncarati
Athletic Performance Coach.....Chris Chase
Senior Vice President of Public Relations.....Garin Narain
Director of Media Relations.....Jon Steinberg
Sr. Manager of Media Relations.....Jason Rouse

General Information

Division.....Southeast
Phone.....(404) 878-3800
Address.....Centennial Tower, 101 Marietta Street, Suite 1900, Atlanta, GA 30303
Home Court.....Philips Arena (18,047, opened 1999)
Radio.....WZCZ 92.9 FM - Steve Holman
TV.....Fox Sports Southeast - Bob Rathbun, Dominique Wilkins, Andre Aldridge, Olivia Harlan

New Orleans vs. Atlanta Franchise Series Notes

Overall Record: 17-14 (.548) Home Record: 11-5 (.687) Road Record: 6-9 (.400)
Current Streak: Lost 2 Home: Lost 1 Road: Lost 2
New Orleans Biggest Win.....41 (100-59 at Atlanta on Jan. 21, 2011)
New Orleans Biggest Loss.....23 (98-121 at Atlanta on Nov. 11, 2009)
New Orleans Last Win At Home.....115-100 on Feb. 2, 2015
New Orleans Last Loss At Home.....121-115 on Nov. 6, 2015
New Orleans Last Win On The Road.....111-105 on Mar. 21, 2014
New Orleans Last Loss On The Road.....106-98 on Nov. 11, 2015

Directory

Managing Partner, Governor & Chief Executive Officer.....Wyc Grousbeck
President.....Rich Gotham
President of Basketball Operations.....Danny Ainge
Head Coach.....Brad Stevens (All-Time: 113-133, .459; All-Time vs New Orleans: 4-2, .667)
Assistant Coaches.....Jay Larranaga, Walter McCarthy, Micah Shrewsberry
.....Jamie Young, Jerome Allen
Athletic Trainer.....Ed Lacerte
Strength & Conditioning Coach.....Bryan D. Doo
Senior VP of Communications.....Christian Megliola
VP, Media Services/Alumni Relations.....Jeff Twiss
Sr. Director of Public Relations.....Heather Walker
Media Services Manager.....Brian Olive

General Information

Division.....Atlantic
Phone.....(617) 854-8000
Address.....226 Causeway St., 4th Floor, Boston, MA 02114
Home Court.....TD Garden (18,624, opened 1995)
Radio.....WEEI (850 AM) - Sean Grande, Cedric Maxwell
Cable TV.....Comcast SportsNet - Mike Gorman, Tom Heinsohn, Brian Scalabrine, Abby Chin

New Orleans vs. Boston Franchise Series Notes

Overall Record: 15-16 (.483) Home Record: 9-7 (.562) Road Record: 6-9 (.400)
Current Streak: Lost 4 Home: Lost 2 Road: Lost 2
New Orleans Biggest Win.....19 (97-78 at New Orleans on Dec. 28, 2011)
New Orleans Biggest Loss.....28 (65-93 at Boston on Mar. 12, 2003)
New Orleans Last Win At Home.....87-86 on Mar. 20, 2013
New Orleans Last Loss At Home.....111-93 on Dec. 7, 2015
New Orleans Last Win On The Road.....90-78 on Jan. 16, 2013
New Orleans Last Loss On The Road.....104-97 on Apr. 6, 2016

**2016-17 Pelicans vs. Nets**

Jan. 12at Brooklyn
Jan. 20vs. Brooklyn

2015-16 vs. Nets (2-0)

Jan. 30 vs. Brooklyn W 105-103
Apr. 3 at Brooklyn W 106-87

**2016-17 Pelicans vs. Hornets**

Nov. 19vs. Charlotte
Mar. 11at Charlotte

2015-16 vs. Charlotte (1-1)

Jan. 15 vs. Charlotte W 109-107
Mar. 9 at Charlotte L 122-113

OPPONENTS**Directory**

Principal Owner.....Mikhail Prokhorov
Chairman of the Board of Directors.....Dmitry Razumov
President, ONEXIM Sports and Ent. Holding USA.....Irina Pavlova
Chief Executive Officer.....Brett D. Yormark
General Manager.....Sean Marks
Assistant General Manager.....Trajan Langdon
Head Coach.....Kenny Atkinson (All-Time: 0-0, .000; All-Time vs. New Orleans: 0-0, .000)
Assistant Coaches.....Jacque Vaughn, Chris Fleming, Bret Brielmaier
Assistant Coach/Director of Player Development.....Adam Harrington
Assistant Coach/Manager of Advance Scouting.....Jordan Ott
Strength & Conditioning Coach.....Dan Meehan
Head Athletic Trainer/Physical Therapist.....Lloyd Beckett
Director of Physical Therapy.....Aisling Toolan
Senior Director of Public Relations.....Aaron Harris
Senior Manager of Public Relations.....Eli Pearlstein
Senior Manager of Public Relations.....Mitch Heckart
Public Relations Coordinator.....Megan Walsh

General Information

Division.....Atlantic
Phone.....(201) 635-3109
Address.....390 Murray Hill Parkway, East Rutherford, NJ 07073
Home Court.....Barclays Center (17,732, opened 2012)
Radio.....WFAN (660 AM/101.9 FM) - Chris Carrino, Tim Capstraw
Spanish Radio.....WADO (1280 AM), Broadcasters - Ino Gomez, Max Perez Jimenez
Cable TV.....YES Network - Ian Eagle, Mike Fratello, Ryan Ruocco, Jim Spanakel,
.....Donny Marshall, Sarah Kustok

New Orleans vs. Brooklyn Franchise Series Notes

Overall Record: 16-14 (.533) Home Record: 8-6 (.571) Road Record: 8-8 (.500)
Current Streak: Won 5 Home: Won 3 Road: Won 2
New Orleans Biggest Win.....20 (111-91 at Brooklyn on Mar. 10, 2015)
New Orleans Biggest Loss.....28 (87-115 at New Jersey on Apr. 3, 2010)
New Orleans Last Win At Home.....105-103 on Jan. 30, 2016
New Orleans Last Loss At Home.....97-101 on Feb. 26, 2013
New Orleans Last Win On The Road.....106-87 on Apr. 3, 2016
New Orleans Last Loss On The Road.....81-93 on Feb. 9, 2014

Directory

Chairman.....Michael Jordan
Vice Chairman.....Curtis Polk
General Manager.....Rich Cho
Assistant General Manager.....Chad Buchanan
Head Coach.....Steve Clifford (All-Time: 124-122, .502; All-Time vs. New Orleans: 3-3, .500)
Associate Head Coach.....Patrick Ewing
Assistant Coaches.....Stephen Silas, Pat Delany, Bob Weiss, Steve Hetzel, Bruce Kruetzer
Head Athletic Trainer.....Steve Stricker
Communications.....Mike Cristaldi, Josh Rosen, Brian Travis, Danny Franks

General Information

Division.....Southeast
Phone.....(704) 688-8600
Address.....333 E. Trade St., Charlotte, NC 28202
Home Court.....Spectrum Center (19,077, opened 2005)
Radio.....WFNZ - Steve Martin, Matt Carroll
TV.....Fox Sports Southeast - Eric Collins, Dell Curry, Stephanie Ready

New Orleans vs. Charlotte Franchise Series Notes

Overall Record: 16-8 (.667) Home Record: 10-2 (.833) Road Record: 6-6 (.500)
Current Streak: Lost 1 Home: Won 4 Road: Lost 3
New Orleans Biggest Win.....19 (105-84 at New Orleans on Nov. 2, 2013)
New Orleans Biggest Loss.....9 (122-113 at Charlotte on Mar. 9, 2016)
New Orleans Last Win At Home.....109-107 on Jan. 15, 2016
New Orleans Last Loss At Home.....71-73 on Mar. 12, 2012
New Orleans Last Win On The Road.....98-95 on Dec. 29, 2012
New Orleans Last Loss On The Road.....122-113 on Mar. 9, 2016



2016-17 Pelicans vs. Bulls

Jan. 14	at Chicago		
Apr. 2	vs. Chicago		

2015-16 vs. Bulls (0-2)

Dec. 12	at Chicago	L	98-94
Apr. 11	vs. Chicago	L	121-116



2016-17 Pelicans vs. Cavaliers

Jan. 2	at Cleveland		
Jan. 22	vs. Cleveland		

2015-16 vs. Cavaliers (1-1)

Dec. 4	vs. Cleveland	W	114-108 (OT)
Feb. 6	at Cleveland	L	99-84

OPPONENTS

Directory

Chairman	Jerry Reinsdorf
President and Chief Operating Officer	Michael Reinsdorf
Executive Vice President-Basketball Operations	John Paxson
General Manager	Gar Forman
Assistant General Manager	Brian Hagen
Head Coach	Fred Holberg (All-Time: 42-40, 512; All-Time vs New Orleans: 2-0, 1,000)
Assistant Coaches	Pete Myers, Randy Brown, Mike Wilhelm, Charlie Henry
Director of Sports Performance	Chip Schaefer
Head Athletic Trainer	Jeff Tanaka
Assistant Athletic Trainer	Armando Rivas
Head Strength Coach	Matt Johnson
Assistant Strength Coach	Ed Streit
Senior Director of Public and Media Relations	Tim Hallam
Senior Manager of Public and Media Relations	Matt Yob
Manager of Public and Media Relations	Beth Esler
Coordinator of Public and Media Relations	Kristen Deahl

General Information

Division	Central
Phone	(312) 455-4000
Address	1901 West Madison Street, Chicago, IL 60612
Home Court	United Center (20,917, opened 1994)
Radio	WLS (890 AM) – Chuck Swirsky, Bill Wennington
Spanish Radio	WRTO (1200 AM) – Omar Ramos, Matt Moreno
TV	WGN (Channel 9), WPWR (Channel 50) – Neil Funk, Stacey King
Cable TV	Comcast SportsNet Chicago – Neil Funk, Stacey King

New Orleans vs. Chicago Franchise Series Notes

Overall Record: 12-20 (.375)	Home Record: 6-10 (.375)	Road Record: 6-10 (.375)
Current Streak: Lost 4	Home: Lost 2	Road: Lost 2
New Orleans Biggest Win	25 (115-90 at Chicago on Dec. 3, 2002)	
New Orleans Biggest Loss	35 (72-107 at New Orleans on Feb. 7, 2015)	
New Orleans Last Win At Home	88-79 on Feb. 1, 2014	
New Orleans Last Loss At Home	121-116 on Apr. 11, 2016	
New Orleans Last Win On The Road	131-128 (3OT) on Dec. 2, 2013	
New Orleans Last Loss On The Road	98-94 on Dec. 12, 2015	

Directory

Majority Owner/Chairman	Dan Gilbert
Vice Chairmen	Jeff Cohen, Nate Forbes
General Manager	David Griffin
Senior Vice President, Basketball Operations/Assistant General Manager	Trent Redden
Head Coach	Tyronn Lue (All-Time: 27-14, 659; All-Time vs New Orleans: 1-0, 1,000)
Associate Head Coach	Larry Drew
Assistant Coaches	Jim Boylan, Mike Longabardi, James Posey, Damon Jones
High Performance Director	Alex Moore
Head Athletic Trainer	Stephen Spiro
Head Strength and Conditioning Coach	Derek Millender
Director of Team Operations	Mark Cashman
CEO	Len Komoroski
President of Business Operations	Kerry Bubolz
Senior Vice President, Communications	Tad Carper
Director of Basketball Communications	B.J. Evans
Basketball Communications Manager	Jeff Schaefer
Basketball Communications Coordinator	Cherome Owens
Basketball Communications Assistant	Alyssa Dombrowski

General Information

Division	Central
Phone	(216) 420-2000
Address	One Center Court, Cleveland, OH 44115-4001
Home Court	Quicken Loans Arena (20,562, opened 1994)
Radio	WTAM (1100 AM) – John Michael, Jim Chones, Mike Snyder
Spanish Radio	LA MEGA (87.7 FM) – Rafael Hernández Brito
Cable TV	Fox Sports Ohio – Fred McLeod, Austin Carr, Allie Clifton

New Orleans vs. Cleveland Franchise Series Notes

Overall Record: 16-15 (.516)	Home Record: 11-4 (.733)	Road Record: 5-11 (.312)
Current Streak: Lost 1	Home: Won 5	Road: Lost 2
New Orleans Biggest Win	26 (102-76 at New Orleans on Mar. 7, 2003)	
New Orleans Biggest Loss	22 (87-109 at Cleveland on Nov. 2, 2005)	
New Orleans Last Win At Home	114-108 (OT) on Dec. 4, 2015	
New Orleans Last Loss At Home	92-105 on Mar. 24, 2010	
New Orleans Last Win On The Road	100-89 on Jan. 28, 2014	
New Orleans Last Loss On The Road	99-84 on Feb. 6, 2016	



2016-17 Pelicans vs. Mavericks

Nov. 27	at Dallas		
Dec. 26	vs. Dallas		
Feb. 25	at Dallas		
Mar. 29	vs. Dallas		

2015-16 vs. Mavericks (2-2)

Nov. 7	at Dallas	L	107-98
Nov. 10	vs. Dallas	W	120-105
Jan. 2	at Dallas	W	105-98
Jan. 6	vs. Dallas	L	100-91



2016-17 Pelicans vs. Nuggets

Oct. 26	vs. Denver		
Mar. 26	at Denver		
Apr. 4	vs. Denver		
Apr. 7	at Denver		

2015-16 vs. Nuggets (2-1)

Nov. 17	vs. Denver	L	115-98
Dec. 20	at Denver	W	130-125
Mar. 31	vs. Denver	W	101-95

OPPONENTS

Directory

Owner	Mark Cuban
President of Basketball Operations/General Manager	Donn Nelson
Head Coach	Rick Carlisle (All-Time: 661-471, 584; All-Time vs New Orleans: 30-19, 612)
Assistant Coaches	Kaleb Canales, Melvin Hunt, Jamahl Mosley, Darrell Armstrong, Larry Shyatt
Head Athletic Trainer	Casey Smith
Assistant Athletic Trainer	Dionne Calhoun
Assistant Coach/Strength Coach	Jeremy Holsopple
Vice President of Basketball Communications	Sarah Melton
Basketball Communications Director	Scott Tomlin
Basketball Communications Manager	Alan Rakowski

General Information

Division	Southwest
Phone	(214) 665-4660
Address	2500 Victory Avenue, Dallas, TX 75219
Home Court	American Airlines Center (19,200, opened 2001)
Radio	ESPN Radio (103.3 FM) – Chuck Cooperstein, Brad Davis
Spanish Radio	ESPN Deportes (1540 AM) – Victor Villalba
TV	Fox Sports Southwest – Mark Followill, Derek Harper, Jeff Wade

New Orleans vs. Dallas Franchise Series Notes

Overall Record: 14-37 (.274)	Home Record: 11-15 (.423)	Road Record: 3-22 (.120)
Current Streak: Lost 1	Home: Lost 1	Road: Won 1
New Orleans Biggest Win	16 (115-99 at New Orleans on Mar. 22, 2010)	
New Orleans Biggest Loss	32 (89-121 at Dallas on Apr. 13, 2011)	
New Orleans Last Win At Home	120-105 on Nov. 10, 2015	
New Orleans Last Loss At Home	100-91 on Jan. 6, 2016	
New Orleans Last Win On The Road	105-98 on Jan. 6, 2016	
New Orleans Last Loss On The Road	107-98 on Nov. 7, 2015	

Directory

Owner	E. Stanley Kroenke
President & Governor	Josh Kroenke
GM & Executive Vice President of Basketball Operations	Tim Connelly
Assistant General Manager & VP of Basketball Operations	Arturas Karnisovas
Director of Basketball Operations	Ben Tenzer
Vice President of Basketball Administration	Lisa Johnson
Head Coach	Michael Malone (All-Time: 72-116, 383; All-Time vs. New Orleans: 5-4, 555)
Assistant Coaches	Wes Unseld, Jr., Micah Nori, Jordi Fernandez, Ryan Bowen, Chris Finch
Head Athletic Trainer	Dan Shimensky
Media Relations Director	Tim Gelt
Media Relations Manager	Nick O'Hayre
Media Relations Coordinator	Cody Wise
Media Relations Associate	Steven Blevins

General Information

Division	Northwest
Phone	(303) 405-1100
Address	Pepsi Center, 1000 Chopper Circle, Denver, CO 80204
Home Court	Pepsi Center (19,155, opened 1999)
Radio	Altitude Radio Network – Jason Kosmicki
Cable TV	Altitude Sports & Entertainment – Chris Marlowe, Scott Hastings, Ally Sturm

New Orleans vs. Denver Franchise Series Notes

Overall Record: 21-26 (.446)	Home Record: 13-11 (.541)	Road Record: 9-14 (.391)
Current Streak: Won 2	Home: Won 1	Road: Won 1
New Orleans Biggest Win	24 (117-93 at New Orleans on Jan. 28, 2008)	
New Orleans Biggest Loss	30 (107-137 at Denver on Apr. 2, 2014)	
New Orleans Last Win At Home	101-95 on Mar. 31, 2016	
New Orleans Last Loss At Home	115-98 on Nov. 17, 2015	
New Orleans Last Win On The Road	130-125 on Dec. 20, 2015	
New Orleans Last Loss On The Road	97-117 on Nov. 21, 2014	



2016-17 Pelicans vs. Pistons

Feb. 1	at Detroit
Mar. 1	vs. Detroit

2015-16 vs. Pistons (2-0)

Jan. 21	vs. Detroit	W	115-99
Feb. 21	at Detroit	W	111-106



2016-17 Pelicans vs. Warriors

Oct. 28	vs. Golden State
Nov. 7	at Golden State
Dec. 13	vs. Golden State
Apr. 8	at Golden State

2015-16 vs. Warriors (0-3)

Oct. 27	at Golden State	L	111-95
Oct. 31	vs. Golden State	L	134-120
Mar. 14	at Golden State	L	125-107

OPPONENTS

Directory

Principal Owner.....	Tom Gores
Vice Chairman.....	Arn Tellem
President & CEO, Palace Sports & Entertainment/Pistons.....	Dennis Mannion
President of Basketball Operations/Head Coach.....	Stan Van Gundy
(All-Time: 447-296, 602; All-Time vs. New Orleans: 9-12, 428)	
General Manager.....	Jeff Bower
Assistant General Manager.....	Jeff Nix
Associate General Manager.....	Pat Garrity
Chief of Staff.....	Andrew Loomis
Associate Head Coach.....	Bob Beyer
Assistant Coaches.....	Malik Allen, Tim Hardaway, Charles Klask, Aaron Gray
Director of Player Development/Assistant Coach.....	Otis Smith
Shooting Coach.....	Dave Hopla
Director of Sports Medicine/Head Athletic Trainer.....	Jon Ishop
Strength & Conditioning Coach.....	Jordan Sabourin
Director of Team Operations.....	Mike Abdenour
Vice President, Public Relations.....	Kevin Grigg
Senior Director, Public Relations.....	Cletus Lewis
Manager, Public Relations.....	Michelle Fikany
Manager, Public Relations.....	Michael Horan

General Information

Division.....	Central
Phone.....	(248) 377-0100
Address.....	6 Championship Drive, Auburn Hills, MI 48326
Home Court.....	The Palace of Auburn Hills (21,165, opened 1988)
Radio.....	WGMC 105.1 FM - Broadcasters: George Blaha, Mark Champion, Rick Mahorn
Cable TV.....	FS Detroit - George Blaha, Greg Kelsner

New Orleans vs. Detroit Franchise Series Notes

Overall Record: 18-13 (.580)	Home Record: 10-5 (.667)	Road Record: 8-8 (.500)
Current Streak: Won 8	Home: Won 7	Road: Won 4
New Orleans Biggest Win.....	19 (two times)	
New Orleans Biggest Loss.....	24 (68-92 at Oklahoma City on Jan. 4, 2007)	
New Orleans Last Win At Home.....	115-99 on Jan. 21, 2016	
New Orleans Last Loss At Home.....	76-91 on Dec. 5, 2007	
New Orleans Last Win On The Road.....	111-106 on Feb. 21, 2016	
New Orleans Last Loss On The Road.....	87-89 on Feb. 4, 2012	

Directory

Owner & CEO.....	Joe Lacob
Owner.....	Peter Guber
President & COO.....	Rick Welts
President, Basketball Operations/General Manager.....	Bob Myers
Head Coach.....	Steve Kerr (All-Time: 67-15, 817; All-Time vs. New Orleans: 3-1, 750)
Assistant Coaches.....	Ron Adams, Mike Brown, Jarron Collins
Assistant Coach/Player Development.....	Chris DeMarco, Bruce Fraser, Willie Green
Head Athletic Trainer.....	Drew Yoder
Vice President, Communications.....	Raymond Ridder
Senior Director, Public Relations.....	Dan Martinez
Director, Publications & Statistical Information.....	Darryl Arata
Senior Manager, Public Relations.....	Brett Winkler
Assistant, Public Relations.....	Matt de Nesnera

General Information

Division.....	Pacific
Phone.....	(510) 986-2200
Address.....	1011 Broadway, Oakland, CA 94607
Home Court.....	ORACLE Arena (19,596, opened 1997)
Radio.....	KGMZ-FM (95.7 The Game) - Tim Roye
Cable TV.....	Comcast SportsNet Bay Area - Bob Fitzgerald, Jim Barnett, Rosalyn Gold-Onwude

New Orleans vs. Golden State Franchise Series Notes

Overall Record: 19-27 (.413)	Home Record: 11-11 (.500)	Road Record: 8-16 (.333)
Current Streak: Lost 3	Home: Lost 1	Road: Lost 7
New Orleans Biggest Win.....	18 (102-84 at New Orleans on Mar. 13, 2004)	
New Orleans Biggest Loss.....	27 (85-112 at Golden State on Dec. 4, 2014)	
New Orleans Last Win At Home.....	103-100 on Apr. 7, 2015	
New Orleans Last Loss At Home.....	134-120 on Oct. 31, 2015	
New Orleans Last Win On The Road.....	102-87 on Mar. 28, 2012	
New Orleans Last Loss On The Road.....	125-107 on Mar. 14, 2016	



2016-17 Pelicans vs. Rockets

Dec. 16	at Houston
Feb. 23	vs. Houston
Mar. 17	vs. Houston
Mar. 24	at Houston

2015-16 vs. Rockets (1-3)

Dec. 2	at Houston	L	108-101
Dec. 26	vs. Houston	W	110-108
Jan. 25	vs. Houston	L	112-111
Mar. 2	at Houston	L	100-95



2016-17 Pelicans vs. Pacers

Dec. 15	vs. Indiana
Jan. 16	at Indiana

2015-16 vs. Pacers (0-2)

Jan. 8	vs. Indiana	L	91-86
Mar. 24	at Indiana	L	92-84

OPPONENTS

Directory

Owner.....	Leslie Alexander
Chief Executive Officer.....	Tad Brown
General Manager.....	Daryl Morey
Head Coach.....	Mike D'Antoni (All-Time: 455-426, 516; All-Time vs. New Orleans: 22-11 (.667))
Assistant Coaches.....	Jeff Bzdelik, Roy Rogers, Brett Gunning
Senior Consultant.....	Carroll Dawson
Senior VP of Basketball Operations.....	Keith Jones
Senior Director, Media & Player Relations.....	Tracey Hughes
Media Relations Manager.....	Sean McCloskey
Media Relations Coordinator.....	Jenny Zehentner

General Information

Division.....	Southwest
Phone.....	(713) 758-7200
Address.....	1510 Polk Street, Houston, TX 77002
Home Court.....	Toyota Center (18,055, opened 2003)
Radio.....	KBME (SportsTalk 790 AM) - Craig Ackerman, Matt Thomas
Spanish Radio.....	KEYH (850 AM) - Adrian Chavarria
TV.....	ROOT SPORTS Southwest- Bill Worrell, Matt Bullard, Clyde Drexler, Craig Ackerman

New Orleans vs. Houston Franchise Series Notes

Overall Record: 23-28 (.450)	Home Record: 14-11 (.560)	Road Record: 9-17 (.346)
Current Streak: Lost 2	Home: Lost 1	Road: Lost 3
New Orleans Biggest Win.....	28 (111-83 at New Orleans on Jan. 2, 2015)	
New Orleans Biggest Loss.....	20 (Twice: 66-86 at Houston on Apr. 13, 2009)	
New Orleans Last Win At Home.....	110-108 on Dec. 26, 2015	
New Orleans Last Loss At Home.....	112-111 on Jan. 25, 2016	
New Orleans Last Win On The Road.....	99-90 on Dec. 18, 2014	
New Orleans Last Loss On The Road.....	100-95 on Mar. 2, 2016	

Directory

Owner, Chairman and Chief Executive Officer.....	Herbert Simon
Vice Chairman.....	Jim Morris
President of Basketball Operations.....	Larry Bird
President/Chief Operating Officer.....	Rick Fuson
Executive Vice President/Chief Financial Officer.....	Kevin Bower
Executive VP of Basketball Operations/General Manager.....	Kevin Pritchard
Consultant, Basketball Operations.....	Donnie Walsh
Head Coach.....	Nate McMillan (All-Time: 478-452, 514; All-Time vs. New Orleans: 19-14, 575)
Assistant Coaches.....	Bill Bayno, Dan Burke, Popeye Jones
VP of Basketball Operations.....	Peter Dinwiddie
Senior Director of Medical Operations/ Head Athletic Trainer.....	Josh Corbell
Director of Sports Performance/Assistant Athletic Trainer.....	Shawn Windle
Director of Scouting.....	Ryan Carr
Director of Basketball Operations.....	Sonya Clutinger
Media Relations.....	David Benner, Krissy Myers, Wes Kaminski

General Information

Division.....	Central
Phone.....	(317) 917-2500
Address.....	125 S. Pennsylvania Street, Indianapolis, IN 46204
Home Court.....	Bankers Life Fieldhouse (18,165, opened 1999)
Radio.....	WFNI (1070 The Fan AM/93.5 FM) - Mark Boyle, Bob Leonard
TV.....	FSN Indiana - Quinn Buckner, Chris Denari, Jeremiah Johnson

New Orleans vs. Indiana Franchise Series Notes

Overall Record: 11-21 (.343)	Home Record: 5-11 (.312)	Road Record: 6-10 (.375)
Current Streak: Lost 10	Home: Lost 5	Road: Lost 6
New Orleans Biggest Win.....	14 (89-75 at Indiana on Feb. 17, 2004)	
New Orleans Biggest Loss.....	22 (75-97 at Indiana on Feb. 21, 2006)	
New Orleans Last Win At Home.....	108-96 on Apr. 3, 2011	
New Orleans Last Loss At Home.....	91-86 on Jan. 8, 2016	
New Orleans Last Win On The Road.....	101-96 on Jan. 16, 2010	
New Orleans Last Loss On The Road.....	92-84 on Mar. 24, 2016	



2016-17 Pelicans vs. Clippers

Dec. 2	vs. L.A. Clippers	L	111-90
Dec. 10	at L.A. Clippers	L	99-96
Dec. 28	vs. L.A. Clippers	L	114-111 (OT)

2015-16 vs. Clippers (1-3)

Nov. 27	at L.A. Clippers	L	111-90
Dec. 31	vs. L.A. Clippers	L	99-96
Jan. 10	at L.A. Clippers	L	114-111 (OT)
Mar. 20	vs. L.A. Clippers	W	110-102



2016-17 Pelicans vs. Lakers

Nov. 12	vs. L.A. Lakers	L	95-91
Nov. 29	vs. L.A. Lakers	L	99-96
Mar. 5	at L.A. Lakers	L	110-102
Apr. 11	at L.A. Lakers	W	110-102

2015-16 vs. Lakers (1-2)

Jan. 12	at L.A. Lakers	L	95-91
Feb. 4	vs. L.A. Lakers	L	99-96
Apr. 8	vs. L.A. Lakers	W	110-102

OPPONENTS

Directory

Owner.....	Steve Ballmer
President, Basketball Operations & Head Coach.....	Glenn "Doc" Rivers (All-Time: 753-553, 577; All-Time vs. New Orleans: 22-19, 536)
Executive Vice President, Basketball Operations.....	Lawrence Frank
General Manager.....	Dave Wohl
Assistant General Manager.....	Gary Sacks
Assistant Coaches.....	Mike Woodson, Sam Cassell, Brendan O'Connor, Armond Hill, Patrick Sullivan, John Welch
Assistant Player Skills Coach.....	J.P. Clark
Director of Medical Services & Head Athletic Trainer.....	Jasen Powell
Strength & Conditioning Coach.....	Richard Williams
Asst. Athletic Trainer/Travel Manager.....	Joe Resendez
Equipment Manager.....	Pete Serrano
Vice President, Basketball Communications.....	Seth Burton
Director, Communications.....	Dennis Rogers
Assistant Directors, Communications.....	Ta'Nisha Cooper, Steven Esparza
Communications Manager.....	Aubrey Freckman
Communications Assistant.....	Brandon Ehrlich

General Information

Division.....	Pacific
Phone.....	(310) 862-6000
Address.....	6951 S. Centinela Ave., Playa Vista, CA 90094
Home Court.....	STAPLES Center (19,060, opened 1999)
Television.....	Prime Ticket: Broadcasters: Ralph Lawler, Michael Smith
Radio.....	AM 570, LA Sports - Brian Sieman
Spanish Radio.....	ESPN Deportes 1330 AM - Armando Garcia

New Orleans vs. LA Clippers Franchise Series Notes

Overall Record: 25-22 (.531)	Home Record: 16-7 (.695)	Road Record: 9-15 (.375)
Current Streak: Won 1	Home: Won 1	Road: Lost 7
New Orleans Biggest Win.....	28 (112-84 at Los Angeles on Nov. 9, 2009)	
New Orleans Biggest Loss.....	32 (76-108 at Los Angeles on Mar. 1, 2014)	
New Orleans Last Win At Home.....	110-102 on Mar. 20, 2016	
New Orleans Last Loss At Home.....	99-96 on Dec. 31, 2015	
New Orleans Last Win On The Road.....	105-98 on Nov. 26, 2012	
New Orleans Last Loss On The Road.....	114-111 (OT) on Jan. 10, 2016	

Directory

President/Governor.....	Jeanie Buss
EVP Basketball Ops/Alternate Governor.....	Jim Buss
General Manager.....	Mitch Kupchak
Head Coach.....	Luke Walton (All-Time: 0-0, .000; All-Time vs. New Orleans: 0-0, .000)
Associate Head Coach.....	Brian Shaw
Assistant Coaches.....	Brian Keefe, Jesse Mermuys, Mark Madsen
Athletic Trainer.....	Marco Nunez
Vice President, Public Relations.....	John Black
Senior Manager, Public Relations.....	Alison Bogli, Calder Hynes
Coordinator, Public Relations.....	Will Patterson
Assistant, Public Relations.....	Matt Fleer

General Information

Division.....	Pacific
Phone.....	(310) 426-6000
Address.....	555 N. Nash Street, El Segundo, CA 90245
Home Court.....	STAPLES Center (18,997, opened 1999)
Radio.....	KSPN (ESPN 710 AM) - John Ireland, Mychal Thompson
Spanish Radio.....	KWKW (1330 AM) ESPN Deportes - Fernando Gonzalez, Pepe Mantilla
TV.....	Spectrum SportsNet - Bill McDonald and Stu Lantz
Spanish TV.....	Spectrum Deportes - Adrian Marquez and Fancisco Pinto

New Orleans vs. LA Lakers Franchise Series Notes

Overall Record: 16-30 (.347)	Home Record: 9-14 (.391)	Road Record: 7-16 (.304)
Current Streak: Won 1	Home: Won 1	Road: Lost 1
New Orleans Biggest Win.....	21 (113-92 at New Orleans on Apr. 1, 2015)	
New Orleans Biggest Loss.....	29 (80-109 at Los Angeles on Jan. 9, 2008)	
New Orleans Last Win At Home.....	110-102 on Apr. 8, 2016	
New Orleans Last Loss At Home.....	99-96 on Feb. 4, 2016	
New Orleans Last Win On The Road.....	96-80 on Jan. 21, 2015	
New Orleans Last Loss On The Road.....	95-91 on Jan. 12, 2016	



2016-17 Pelicans vs. Grizzlies

Nov. 2	at Memphis	L	113-104
Dec. 5	vs. Memphis	L	101-99
Feb. 15	at Memphis	L	110-95
Mar. 21	vs. Memphis	L	121-114 (OT)

2015-16 vs. Grizzlies (0-4)

Dec. 1	vs. Memphis	L	113-104
Jan. 18	at Memphis	L	101-99
Feb. 1	vs. Memphis	L	110-95
Mar. 11	at Memphis	L	121-114 (OT)



2016-17 Pelicans vs. Heat

Dec. 23	vs. Miami	L	94-88 (OT)
Mar. 15	at Miami	L	113-99

2015-16 vs. Heat (0-2)

Dec. 25	at Miami	L	94-88 (OT)
Mar. 22	vs. Miami	L	113-99

OPPONENTS

Directory

Controlling Owner.....	Robert J. Pera
Director.....	Joseph Abadi
General Manager.....	Chris Wallace
V.P. of Basketball Operations.....	John Hollinger
Executive V.P. of Player Personnel.....	Ed Stefanski
Head Coach.....	David Fizdale (All-Time: 0-0, .000; All-Time vs. New Orleans: 0-0, .000)
Associate Head Coach.....	J.B. Bickerstaff
Assistant Coaches.....	Keith Smart, Bob Bender, Nick Van Exel, Adam Mazarei
Medical Director.....	Allen Gruver
Head Athletic Trainer.....	Jim Scholler
Director of Performance.....	Eric Oetter
Strength and Conditioning Coach.....	Chattin Hill
Director, Communications and Publications.....	Jason Wallace
Manager, Communications and Publications.....	Ross Wooden
Senior Coordinator, Communications and Publications.....	Kerri Harper

General Information

Division.....	Southwest
Phone.....	(901) 205-1234
Address.....	191 Beale Street, Memphis TN 38103
Home Court.....	FedEx Forum (18,119, opened 2004)
Radio.....	ESPN 92.9 FM/680 AM - Eric Hasseltine, Hank McDowell, Elliot Perry
TV.....	Fox Sports Southeast - Pete Pratica, Brevin Knight, Sean Tucky, Rob Fischer, Chris Vernon

New Orleans vs. Memphis Franchise Series Notes

Overall Record: 28-24 (.538)	Home Record: 17-9 (.653)	Road Record: 11-15 (.423)
Current Streak: Lost 5	Home: Lost 2	Road: Lost 4
New Orleans Biggest Win.....	19 (106-87 at New Orleans on Dec. 6, 2008)	
New Orleans Biggest Loss.....	36 (74-110 at Memphis on Apr. 8, 2015)	
New Orleans Last Win At Home.....	95-89 on Mar. 7, 2015	
New Orleans Last Loss At Home.....	110-95 on Feb. 1, 2016	
New Orleans Last Win On The Road.....	95-92 on Jan. 20, 2014	
New Orleans Last Loss On The Road.....	121-114 (OT) on Mar. 11, 2016	

Directory

Managing General Partner.....	Micky Arison
Chief Executive Officer.....	Nick Arison
President.....	Pat Riley
Senior Vice President, Basketball Operations/Assistant General Manager.....	Andy Elisburg
Vice President of Player Personnel.....	Chet Kammerer
Vice President of Player Programs.....	Alonzo Mourning
Assistant General Manager/General Manager Sioux Falls Skyforce.....	Adam Simon
Head Coach.....	Erik Spoelstra (All-Time: 399-241, .623; All-Time vs. New Orleans: 8-7, .533)
Assistant Coaches.....	Juwan Howard, Keith Smart, Dan Craig, Chris Quinn, Octavio de la Grana
Head Athletic Trainer.....	Jay Sabol
Assistant Coach/Strength & Conditioning.....	Bill Foran
Vice President, Sports Media Relations.....	Tim Donovan
Senior Director of Sports Media Relations.....	Rob Wilson
Director of Sports Media Relations.....	Michael Lissack
Sports Media Relations Manager.....	Nick Maiorana

General Information

Division.....	Southeast
Phone.....	(786) 777-1000
Address.....	601 Biscayne Boulevard, Miami, FL 33132
Home Court.....	AmericanAirlines Arena (19,600, opened 1999)
Radio.....	The Ticket (790 AM/104.3 FM) - Mike Inglis, John Crotty, Ron Rothstein
Spanish Radio.....	WAQI (710 AM) - José Pañeda, Joe Pujala
Cable TV.....	Sun Sports - Eric Reid, Tony Fiorentino, Jason Jackson

New Orleans vs. Miami Franchise Series Notes

Overall Record: 16-15 (.516)	Home Record: 11-4 (.733)	Road Record: 5-11 (.312)
Current Streak: Lost 2	Home: Lost 1	Road: Lost 1
New Orleans Biggest Win.....	29 (106-77 at Miami on Apr. 2, 2008)	
New Orleans Biggest Loss.....	29 (68-97 at Miami on Jan. 24, 2005)	
New Orleans Last Win At Home.....	104-102 on Feb. 27, 2015	
New Orleans Last Loss At Home.....	113-99 on Mar. 22, 2016	
New Orleans Last Win On The Road.....	105-91 on Feb. 21, 2015	
New Orleans Last Loss On The Road.....	94-88 (OT) on Dec. 25, 2015	



2016-17 Pelicans vs. Bucks

Nov. 1	vs. Milwaukee	W	116-99
Nov. 10	at Milwaukee	L	103-92

2015-16 vs. Bucks (1-1)

Jan. 23	vs. Milwaukee	W	116-99
Mar. 12	at Milwaukee	L	103-92

OPPONENTS

Directory

Owners.....	Wes Edens, Marc Lasry, and Jamie Dinan
General Manager.....	John Hammond
Assistant General Manager.....	Justin Zanik
Head Coach.....	Jason Kidd (All-Time: 118-128, 518; All-Time vs New Orleans: 2-4, 333)
Assistant Coaches.....	Joe Prunty, Eric Hughes, Greg Foster, Sean Sweeney, Stacey Augmon
Director of Performance.....	Troy Flanagan
Director of Medical Services.....	Michael Snelling
Head of Athletic Trainer.....	Scott Faust
Head Strength & Rehab Specialist.....	Suki Hobson
Senior Strength Coach.....	Michael Davie
Trainer.....	Tim O'Leary
Equipment Manager.....	Jay Namoc
Video Coordinator.....	Josh Broghamer
Vice President of Public Relations.....	Dan Smyczek
Director of Communications.....	Mark Rosenberg
Public Relations Coordinator.....	Erika Johnson
Public Relations Assistant.....	Eric Kohlbeck

General Information

Division.....	Central
Phone.....	(414) 227-0500
Address.....	1001 N. Fourth Street, Milwaukee, WI 53203
Home Court.....	BMO Harris Bradley Center (18,717, opened 1988)
Radio.....	Newsradio 620 WTMJ AM- Ted Davis, Dennis Krause
TV.....	FOX Sports Wisconsin - Jim Paschke, Jon McGlocklin, Gus Johnson, Marques Johnson

New Orleans vs. Milwaukee Franchise Series Notes

Overall Record: 23-8 (.741)	Home Record: 14-1 (.933)	Road Record: 9-7 (.562)
Current Streak: Lost 1	Home: Won 14	Road: Lost 1
New Orleans Biggest Win.....	21 (102-81 at New Orleans on Dec. 6, 2012)	
New Orleans Biggest Loss.....	20 (95-115 at Milwaukee on Feb. 24, 2010)	
New Orleans Last Win At Home.....	116-99 on Jan. 23, 2016	
New Orleans Last Loss At Home.....	93-108 on Jan. 27, 2003	
New Orleans Last Win On The Road.....	114-103 on Mar. 9, 2015	
New Orleans Last Loss On The Road.....	103-92 on Mar. 12, 2016	

Directory

Owner.....	Glen Taylor
Chief Executive Officer.....	Ethan Casson
President.....	Chris Wright
President of Basketball Operations/Head Coach.....	Tom Thibodeau (All-Time: 255-139, 647; All-Time vs New Orleans: 9-3, 750)
General Manager.....	Scott Layden
Assistant General Manager.....	Noah Croom
Assistant Coaches.....	Andy Greer, Ryan Saunders, Rick Brunson
Director of Player Personnel.....	Calvin Booth
Manager of Team Services.....	Rachel Saunders
Director of Medical Operations/Head Athletic Trainer.....	Gregg Farnam
Director of Athletic Therapy.....	Matthew Duhamel
Head Strength and Conditioning Coach/Assistant Athletic Trainer.....	Dave Duhamel
Vice President of Communications.....	Brad Ruitler
Senior Public Relations Manager.....	Aaron Seehusen
Communications Manager.....	Dan Bell
Public Relations Coordinator.....	Alex King
Senior Corporate Communications Manager.....	Kristen Wenker

General Information

Division.....	Northwest
Phone.....	(612) 673-1600
Address.....	600 Hennepin Avenue, Suite 300, Minneapolis, MN 55403
Home Court.....	Target Center (19,356, opened 1990)
Radio.....	WCCO AM 830 - Alan Horiton
Cable TV.....	Fox Sports North - Dave Benz, Jim Petersen

New Orleans vs. Minnesota Franchise Series Notes

Overall Record: 26-21 (.553)	Home Record: 14-9 (.608)	Road Record: 12-12 (.500)
Current Streak: Lost 2	Home: Lost 1	Road: Lost 1
New Orleans Biggest Win.....	48 (139-91 at New Orleans on Nov. 14, 2014)	
New Orleans Biggest Loss.....	35 (144-109 at Minnesota on Apr. 13, 2-16)	
New Orleans Last Win At Home.....	114-99 on Jan. 19, 2016	
New Orleans Last Loss At Home.....	112-110 on Feb. 27, 2016	
New Orleans Last Win On The Road.....	116-102 on Feb. 8, 2016	
New Orleans Last Loss On The Road.....	144-109 on Apr. 13, 2016	



2016-17 Pelicans vs. Knicks

Dec. 30	vs. New York	L	95-87
Jan. 9	at New York	W	99-91

2015-16 vs. Knicks (1-1)

Nov. 15	at New York	L	95-87
Mar. 28	vs. New York	W	99-91

OPPONENTS

Directory

Executive Chairman, The Madison Square Garden Company.....	James L. Dolan
President.....	Phil Jackson
Head Coach.....	Jeff Hornacek (All-Time: 101-112, 474; All-Time vs. New Orleans: 6-4 (600))
Associate Head Coach.....	Kurt Rambis
Assistant Coaches.....	Howard Easley, Corey Gaines, Joshua Longstaff, Jerry Sichting
Head Athletic Trainer.....	Roger Hinds
VP, Public Relations.....	Jonathan Supranowitz
Director, Media Relations.....	Gregg Schwartz
Manager, Public Relations.....	Derek Lapinski
Coordinator, Media Relations.....	Shakeemah Simmons

General Information

Division.....	Atlantic
Phone.....	(212) 465-6471
Address.....	Two Pennsylvania Plaza, New York, NY 10121-0091
Home Court.....	Madison Square Garden (19,763, opened 1968)
Radio.....	ESPN (98.7 FM) - Mike Crispino, Brendan Brown
Cable TV.....	MSG Network - Mike Breen, Walt Frazier

New Orleans vs. New York Franchise Series Notes

Overall Record: 15-15 (.500)	Home Record: 8-7 (.533)	Road Record: 7-8 (.466)
Current Streak: Won 1	Home: Won 2	Road: Lost 2
New Orleans Biggest Win.....	12 (100-88 at New York on Mar. 3, 2008)	
New Orleans Biggest Loss.....	22 (80-102 at New Orleans on Nov. 20, 2012)	
New Orleans Last Win At Home.....	99-91 on Mar. 28, 2016	
New Orleans Last Loss At Home.....	91-98 on Feb. 19, 2013	
New Orleans Last Win On The Road.....	103-99 on Dec. 1, 2013	
New Orleans Last Loss On The Road.....	95-87 on Nov. 15, 2015	



2016-17 Pelicans vs. Thunder

Dec. 4	at Oklahoma City	L	110-103
Dec. 21	vs. Oklahoma City	L	121-95
Jan. 25	vs. Oklahoma City	W	123-119
Feb. 26	at Oklahoma City		

2015-16 vs. Thunder (1-2)

Nov. 18	at Oklahoma City	L	110-103
Feb. 11	at Oklahoma City	L	121-95
Feb. 25	vs. Oklahoma City	W	123-119

Directory

Chairman.....	Clayton I. Bennett
Executive Vice President & General Manager.....	Sam Presti
Assistant General Manager/Vice President.....	Troy Weaver
Assistant General Manager/Legal and Administration.....	Michael Winger
Head Coach.....	Billy Donovan (All-Time: 55-27, 671; All-Time vs. New Orleans: 2-1, 667)
Assistant Coaches.....	Mark Bryant, Vin Bhavnani, Maurice Cheeks, Anthony Grant, Adrian Griffin, Royal Ivey, Darko Rajakovic
Quality Control Coach.....	Billy Schmidt
Director, Medical Services.....	Dr. Donnie Strack
Head Athletic Trainer.....	Joe Sharpe
Athletic Performance Coordinator.....	David Howarth
Director of Team Operations.....	Marc St. Yves
Director of Basketball Communications.....	Matt Tumbleson
Manager of Basketball Communications.....	Michael Ravina
Manager of Basketball Communications.....	John Read

General Information

Division.....	Northwest
Phone.....	(405) 208-4800
Address.....	208 Thunder Dr., Oklahoma City, OK 73102
Home Court.....	Chesapeake Energy Arena (18,203, opened 2002)
Radio.....	WWLS, (98.1 FM/640 AM) - Matt Pinto
Spanish Radio.....	WKY 930 AM - Eleno Ornales
Cable TV.....	Fox Sports Oklahoma - Michael Cage, Brian Davis, Lesley McCaslin

New Orleans vs. Oklahoma City Franchise Series Notes

Overall Record: 21-25 (.456)	Home Record: 13-9 (.590)	Road Record: 8-16 (.333)
Current Streak: Won 1	Home: Won 1	Road: Lost 2
New Orleans Biggest Win.....	31 (123-92 vs. Seattle on Jan. 16, 2008)	
New Orleans Biggest Loss.....	45 (74-119 at OKC on Feb. 27, 2013)	
New Orleans Last Win At Home.....	123-119 on Feb. 25, 2016	
New Orleans Last Loss At Home.....	91-102 on Feb. 4, 2015	
New Orleans Last Win On The Road.....	116-113 on Feb. 6, 2015	
New Orleans Last Loss On The Road.....	121-95 on Feb. 11, 2016	



2016-17 Pelicans vs. Magic
Nov. 16 at Orlando
Jan. 18 vs. Orlando

2015-16 vs. Magic (0-2)
Nov. 3 vs. Orlando L 103-94
Dec. 28 at Orlando L 104-89

OPPONENTS

Directory
Senior Chairman Rich DeVos
Chairman Dan DeVos
Chief Executive Officer Alex Martins
General Manager Rob Hennigan
VP/ Assistant GM Scott Perry
Assistant GM Matt Lloyd
Head Coach Frank Vogel (All-Time: 250-181, .580; All-Time vs. New Orleans: 10-1, .909)
Assistant Coaches Chad Forcier, Corliss Williamson, David Adelman
Assistant Coach/Player Development Jay Hernandez
Athletic Trainer Keon Wise
Strength and Conditioning Coach Bill Burgos
Chief Communications Officer Joel Glass
Director of Communications George Galante
Assistant Director of Communications Trish Wingerson
Communications Manager Melanie Curtisinger

General Information
Division Southeast
Phone (407) 916-2400
Address 8701 Maitland Summit Boulevard, Orlando, FL 32810
Home Court Amway Center (18,846, opened 2010)
Radio ESPN 580 Orlando – Dennis Neumann, Richie Aduabo
Spanish Radio Salsa 98.1 FM (WNUE-FM) – Joey Colon
TV FOX Sports Florida – David Steele, Jeff Turner

New Orleans vs. Orlando Franchise Series Notes
Overall Record: 16-15 (.516) Home Record: 10-6 (.625) Road Record: 6-9 (.400)
Current Streak: Lost 3 Home: Lost 1 Road: Lost 3
New Orleans Biggest Win 32 (117-85 at New Orleans on Feb. 18, 2009)
New Orleans Biggest Loss 20 (two times)
New Orleans Last Win At Home 101-84 on Oct. 28, 2014
New Orleans Last Loss At Home 103-94 on Nov. 3, 2015
New Orleans Last Win On The Road 97-94 on Dec. 26, 2012
New Orleans Last Loss On The Road 104-89 on Dec. 28, 2016



2016-17 Pelicans vs. Suns
Nov. 4 vs. Phoenix
Dec. 11 at Phoenix
Feb. 6 vs. Phoenix
Feb. 13 at Phoenix

2015-16 vs. Suns (2-2)
Nov. 22 vs. Phoenix W 122-116
Nov. 25 at Phoenix W 120-114
Dec. 18 at Phoenix L 104-88
Apr. 9 vs. Phoenix L 121-100

OPPONENTS

Directory
Managing Partner Robert Sarver
General Manager Ryan McDonough
Head Coach Earl Watson (All-Time: 9-24, .273; All-Time vs. New Orleans: 1-0, 1.000)
Associate Head Coach Jay Triano
Assistant Coaches Tyrone Corbin, Nate Bjorkgren, Marlon Garnett
VP Athletic Care/Head Athletic Trainer Aaron Nelson
Head Strength and Conditioning Coach/Assistant Trainer/Director of Performance Mike Elliott
Assistant Athletic Trainer/Rehabilitation Coordinator Tom Maystadt
Assistant Athletic Trainer/Sports Science Coordinator Quinton Sawyer
Equipment Manager Jay Gaspar
VP, Basketball Communications Julie Fie
Senior Manager, Basketball Communications Cole Mickelson
Manager, Basketball Communications DC Headley
Assistant to VP of Basketball Communications Lori Cook

General Information
Division Pacific
Phone (602) 379-7900
Address 201 E. Jefferson Street, Phoenix, AZ 85004
Home Court Talking Stick Resort Arena (18,055, opened 1992)
Radio Arizona Sports (98.7 FM) – Al McCoy, Tim Kempton
Spanish Radio KSUN (1400 AM) – Arturo Ochoa, Jorge Moreno, Enrique Cortez
Cable TV Fox Sports Arizona – Steve Albert, Eddie Johnson, Ann Meyers Drysdale, Kevin Ray

New Orleans vs. Phoenix Franchise Series Notes
Overall Record: 21-27 (.437) Home Record: 11-13 (.458) Road Record: 10-14 (.416)
Current Streak: Lost 2 Home: Lost 1 Road: Lost 1
New Orleans Biggest Win 17 (120-103 at New Orleans on Feb. 27, 2008)
New Orleans Biggest Loss 37 (77-115 at Phoenix on Apr. 17, 2006)
New Orleans Last Win At Home 122-166 on Nov. 22, 2015
New Orleans Last Loss At Home 121-100 on Apr. 9, 2016
New Orleans Last Win On The Road 120-114 on Nov. 25, 2015
New Orleans Last Loss On The Road 104-88 on Dec. 18, 2015



2016-17 Pelicans vs. 76ers
Dec. 8 vs. Philadelphia
Dec. 20 at Philadelphia

2015-16 vs. 76ers (1-1)
Feb. 19 vs. Philadelphia W 121-114
Apr. 5 at Philadelphia L 107-93

Directory
Managing Owner Josh Harris
Co-Managing Owner David Blitzer
CEO Scott O'Neil
President of Basketball Operations & General Manager Bryan Colangelo
Head Coach Brett Brown (All-Time: 47-199, .191; All-Time vs. New Orleans: 2-4, .333)
Assistant Coach Jim O'Brien, Lloyd Pierce, Kevin Young, Billy Lange, John Townsend, Todd Wright
Director of Sports Performance and Research Dr. David T. Martin
Head of Performance Science/Strength & Conditioning Coach Jesse Wright
Head Athletic Trainer Kevin Johnson
Director of Public Relations Mike Preston

General Information
Division Atlantic
Phone (215) 339-7666
Address 3 Crescent Drive, Suite 300, Philadelphia, PA 19112
Home Court Wells Fargo Center (20,328, opened 1996)
Radio The Fanatic (97.5) – Tom McGinnis
TV Comcast SportsNet, The Comcast Network – Marc Zumoff, Alaa Abdelnaby, Molly Sullivan

New Orleans vs. Philadelphia Franchise Series Notes
Overall Record: 16-14 (.533) Home Record: 10-5 (.667) Road Record: 6-9 (.400)
Current Streak: Lost 1 Home: Won 3 Road: Lost 2
New Orleans Biggest Win 37 (135-98 at New Orleans on Nov. 17, 2013)
New Orleans Biggest Loss 21 (87-108 at Philadelphia on Nov. 25, 2002)
New Orleans Last Win At Home 121-114 on Feb. 19, 2016
New Orleans Last Loss At Home 62-77 on Nov. 7, 2012
New Orleans Last Win On The Road 121-105 on Nov. 29, 2013
New Orleans Last Loss On The Road 107-93 on Apr. 5, 2016



2016-17 Pelicans vs. Trail Blazers
Nov. 18 vs. Portland
Nov. 25 at Portland
Mar. 14 vs. Portland
Apr. 12 at Portland

2015-16 vs. Trail Blazers (0-3)
Oct. 28 at Portland L 112-94
Dec. 14 at Portland L 105-101
Dec. 23 vs. Portland W 115-89
Mar. 18 vs. Portland L 117-112

Directory
Owner Paul Allen
President of Basketball Operations Neil Olshney
President & CEO Chris McGowan
Assistant General Managers Bill Branch, Steve Rosenberry
Head Coach Terry Stotts (All-Time: 297-314, .486; All-Time vs. New Orleans: 15-11, .576)
Assistant Coaches David Vanterpool, Nate Tibbetts, Dale Osbourne, John McCullough, Jim Moran
Director of Player Health and Performance Chris Stackpole
Head Athletic Trainer Geoff Clark
Sports Performance Specialist Todd Forcier
Sports Performance Specialist Ben Kenyon
Director of Player Personnel Joe Cronin
Vice President of Basketball Communications Jim Taylor
Basketball Communications Director Collin Romer

General Information
Division Northwest
Phone (503) 234-9291
Address One Center Court, Suite 200, Portland, OR 97227
Home Court The Moda Center (19,980, opened 1995)
Radio Rip City Radio (620 AM) – Brian Wheeler
TV KGW (Ch. 8) – Kevin Calabro, Lamar Hurd
Cable TV Comcast SportsNet – Kevin Calabro, Lamar Hurd

New Orleans vs. Portland Franchise Series Notes
Overall Record: 20-27 (.425) Home Record: 14-11 (.560) Road Record: 6-17 (.260)
Current Streak: Lost 1 Home: Lost 1 Road: Lost 1
New Orleans Biggest Win 36 (99-63 at New Orleans on Feb. 13, 2013)
New Orleans Biggest Loss 26 (88-114 at New Orleans on Dec. 20, 2014)
New Orleans Last Win At Home 115-89 on Dec. 23, 2015
New Orleans Last Loss At Home 117-112 on Mar. 18, 2016
New Orleans Last Win On The Road 97-78 on Nov. 26, 2010
New Orleans Last Loss On The Road 105-101 on Dec. 14, 2015

**2016-17 Pelicans vs. Kings**

Nov. 8	at Sacramento	
Feb. 12	at Sacramento	
Mar. 31	vs. Sacramento	

2015-16 vs. Kings (4-0)

Jan. 13	at Sacramento	W	109-97
Jan. 28	vs. Sacramento	W	114-105
Mar. 7	vs. Sacramento	W	115-112
Mar. 16	at Sacramento	W	123-108

OPPONENTS**Directory**

Ownership and Chairman	Vivek Ranadivé
Vice President of Basketball Operations & General Manager	Vlade Divac
President	Chris Granger
Chief Operating Officer	Matina Kolokotronis
Executive V.P. of Business Operations & Chief Financial Officer	John Rinehart
Vice President, Player Personnel & Development/D-League GM	Peja Stojakovic
Assistant General Manager	Ken Catanella
Vice President, Basketball Results	Roland Beech
Head Coach	Dave Joerges (All-Time: 147-99, 598; All-Time vs. New Orleans: 7-5, 583)
Assistant Coaches	Elston Turner, Bryan Gates, Bob Thornton, Jason March, Nancy Liberman, Duane Tinkor
Director of Sports Medicine	Pete Youngman
Head Athletic Trainer	Manny Romero
Vice President, Communications	Joelle Terry
Director, Media Relations	Chris Clark
Coordinator, Media Relations	Rahsaan Gethers

General Information

Division	Pacific
Phone	(916) 928-0000
Address	500 David J. Stern Walk, Sacramento, CA 95814
Home Court	Golden 1 Center (17,500, opened 2016)
Radio	KHTK (1140 AM) – Gary Gerould
Cable TV	Comcast SportsNet – Grant Napear, Jerry Reynolds, Kayle Christensen

New Orleans vs. Sacramento Franchise Series Notes

Overall Record: 27-21 (.562)	Home Record: 18-7 (.720)	Road Record: 9-14 (.391)
Current Streak: Won 6	Home: Won 3	Road: Won 4
New Orleans Biggest Win	26 (93-67 at Oklahoma City on Nov. 1, 2005)	
New Orleans Biggest Loss	36 (71-107 at Sacramento on Dec. 19, 2004)	
New Orleans Last Win At Home	115-112 on Mar. 7, 2016	
New Orleans Last Loss At Home	89-99 on Nov. 25, 2014	
New Orleans Last Win On The Road	123-108 on Mar. 16, 2016	
New Orleans Last Loss On The Road	89-96 on Mar. 13, 2014	

Directory

Chairman & CEO	Juliana Hawn Holt
President of Business Operations	Rick Pych
Pres. of Basketball Ops./Head Coach	Gregg Popovich (All-Time: 1089-485, 692; All-Time vs. New Orleans: 39-13, 750)
President of Sports Franchises/General Manager	R.C. Buford
Vice President of Basketball Operations	Monty Williams
Asst. Coaches	Ettore Messina, Ime Udoka, James Borrego, Becky Hammon, Chip Engelland, Will Hardy
Head Athletic Trainer	Will Sevensen
Senior Director of Communications	Tom James
Basketball Communications Manager	Kris Davis
Basketball Communications Coordinator	Jordan Howenstine

General Information

Division	Southwest
Phone	(210) 444-5500
Address	One AT&T Center, San Antonio, TX 78219
Home Court	AT&T Center (18,581, opened 2002)
Radio	WOAI (1200 AM) – Bill Schoening
Spanish Radio	KCOR (1350 AM) – Paul Castro
TV	KENS-5, KMYS-35, FOX Sports Southwest (Channel 26) – Bill Land, Sean Elliott, Andrew Monaco

New Orleans vs. San Antonio Franchise Series Notes

Overall Record: 13-39 (.250)	Home Record: 9-17 (.346)	Road Record: 4-22 (.153)
Current Streak: Lost 3	Home: Lost 1	Road: Lost 3
New Orleans Biggest Win	25 (100-75 at New Orleans on Mar. 12, 2008)	
New Orleans Biggest Loss	35 (77-112 at Oklahoma City on Dec. 23, 2006)	
New Orleans Last Win At Home	108-103 on Apr. 15, 2015	
New Orleans Last Loss At Home	95-102 on Feb. 3, 2014	
New Orleans Last Win On The Road	100-99 on Nov. 8, 2014	
New Orleans Last Loss On The Road	93-95 (OT) on Dec. 30, 2014	

**2016-17 Pelicans vs. Raptors**

Jan. 31	at Toronto	L
Mar. 8	vs. Toronto	

2015-16 vs. Raptors (0-2)

Nov. 13	at Toronto	L	100-81
Mar. 26	vs. Toronto	L	115-91

OPPONENTS**Directory**

Chairmen of the Board, NBA Governor	Larry Tanenbaum, O.C.
President	Masai Ujiri
General Manager	Jeff Weltman
Assistant General Manager/Vice President of Basketball Strategy	Bobby Webster
Head Coach	Dwane Casey (All-Time: 263-253, 510; All-Time vs. New Orleans: 9-5, 642)
Assistant Coaches	Rex Kalamian, Nick Nurse, Jama Mahlela, Patrick Mutoombo, Jim Sann
Assistant Coach/Director of Sports Science	Alex McKechnie
Head Athletic Trainer	Scott McCullough
Strength and Conditioning Coach	Jon Lee
Director, Media Relations	Jim LaBumbar
Manager, Media Relations	Roven Yau
Coordinator, Media Relations	Phil Summers

General Information

Division	Atlantic
Phone	(416) 815-5600
Address	50 Bay Street, Suite 500, Toronto, M5J 2L2
Home Court	Air Canada Centre (19,800, opened 1999)
Radio	Sportsnet 590 (590 AM), TSN Radio 1050 (1050 AM) – Paul Jones, Eric Smith
Cable TV	TSN, Sportsnet – Matt Devlin, Leo Rautins, Jack Armstrong, Sherman Hamilton

New Orleans vs. Toronto Franchise Series Notes

Overall Record: 13-18 (.419)	Home Record: 6-10 (.375)	Road Record: 7-8 (.466)
Current Streak: Lost 2	Home: Lost 1	Road: Lost 1
New Orleans Biggest Win	21 (104-83 at New Orleans on Jan. 29, 2003)	
New Orleans Biggest Loss	24 (115-91 at New Orleans on Mar. 26, 2016)	
New Orleans Last Win At Home	100-97 on Feb. 23, 2015	
New Orleans Last Loss At Home	115-91 on Mar. 26, 2016	
New Orleans Last Win On The Road	95-93 on Jan. 18, 2015	
New Orleans Last Loss On The Road	100-81 on Nov. 13, 2015	

**2016-17 Pelicans vs. Spurs**

Oct. 29	at San Antonio	
Dec. 18	at San Antonio	
Jan. 27	vs. San Antonio	
Mar. 3	vs. San Antonio	

2015-16 vs. Spurs (1-3)

Nov. 20	vs. San Antonio	W	104-90
Feb. 3	at San Antonio	L	110-97
Mar. 3	vs. San Antonio	L	94-86
Mar. 30	at San Antonio	L	100-92

**2016-17 Pelicans vs. Jazz**

Feb. 8	vs. Utah	
Mar. 6	at Utah	
Mar. 27	at Utah	

2015-16 vs. Jazz (2-2)

Nov. 28	at Utah	L	101-87
Dec. 16	at Utah	W	104-94
Feb. 10	vs. Utah	W	100-96
Mar. 5	vs. Utah	L	106-94

Directory

Owner	Gail Miller
President	Steve Starks
General Manager	Dennis Lindsey
Vice President of Player Personnel	Walt Perrin
Vice President of Basketball Operations	Linda Luchetti
Head Coach	Quinn Snyder (All-Time: 78-86, 476; All-Time vs. New Orleans: 3-4, 428)
Assistant Coaches	Johnnie Bryant, Alex Jensen, Blgor Kokoskov, Antonio Lang, Mike Wells
Assistant Coach/Integrated Player Development	Jeff Watkinson
Assistant Coach/Basketball Strategy	Zach Guthrie
Director of Sports Science	Mark McKown
Head Athletic Trainer	Brian Zettler
Head Strength & Conditioning Coach	Isaiah Wright
Sr. Vice President, Communications	Frank Zang
Vice President, Communications	Jonathan Rinehart
Director, Communications	Derek Garduno
Manager, Communications	Caroline Burleson

General Information

Division	Northwest
Phone	(801) 325-2500
Address	301 West South Temple, Salt Lake City UT 84101
Home Court	Vivint Smart Home Arena (19,911, opened 1991)
Radio	The Zone (KZNS-1280 AM/97.5 FM) – David Locke, Ron Boone
Cable TV	ROOT Sports – Craig Bolerjack, Matt Harpring, Kristen Kenney

New Orleans vs. Utah Franchise Series Notes

Overall Record: 20-28 (.416)	Home Record: 13-12 (.520)	Road Record: 7-16 (.304)
Current Streak: Lost 1	Home: Lost 1	Road: Won 1
New Orleans Biggest Win	29 (100-71 at New Orleans on Dec. 17, 2010)	
New Orleans Biggest Loss	28 (71-99 at Utah on Nov. 23, 2007)	
New Orleans Last Win At Home	100-96 on Feb. 10, 2016	
New Orleans Last Loss At Home	106-94 on Mar. 5, 2016	
New Orleans Last Win On The Road	104-94 on Dec. 16, 2015	
New Orleans Last Loss On The Road	101-87 on Nov. 28, 2015	



2016-17 Pelicans vs. Wizards

Jan. 29.....vs. Washington
Feb. 4.....at Washington

2015-16 vs. Wizards (1-1)

Dec. 11 vs. Washington W 107-105
Feb. 23 at Washington L 109-89

OPPONENTS

Directory

Majority Owner.....Ted Leonsis
President.....Ernie Grunfeld
Head Coach.....Scott Brooks (All-Time: 338-207, 620; All-Time vs. New Orleans: 15-9, 625)
Assistant Coaches.....Tony Brown, Sidney Lowe, Chad Iske, Mike Terpstra, Maz Trakh
Assistant Coach/Player Development.....David Adkins
Head Athletic Trainer.....Corey Bennett
Dir of Player Performance/Strength and Conditioning.....Navin Hettiarachchi
Performance Director.....Jesse Phillips
Senior Director, Communications.....Scott Hall
Director, Communications.....Patrick Rees
Director, Media Relations.....DeAndre Phillips
Director, Corporate Communications.....Ketsia Colimon

General Information

Division.....Southeast
Phone.....(202) 661-5000
Address.....601 F. Street, NW, Washington, DC 20004
Home Court.....Verizon Center (20,356, opened 1997)
Radio.....TBA – Dave Johnson, Glenn Consor
TV.....Comcast SportsNet – Steve Buchhantz, Phil Chenier, Chris Miller

New Orleans vs. Washington Franchise Series Notes

Overall Record: 14-16 (.466) Home Record: 10-6 (.625) Road Record: 4-10 (.285)
Current Streak: Lost 1 Home: Won 1 Road: Lost 4
New Orleans Biggest Win.....22 (120-98 at New Orleans on Feb. 18, 2004)
New Orleans Biggest Loss.....22 (103-125 at Washington on Mar. 17, 2007)
New Orleans Last Win At Home.....107-105 on Dec. 11, 2015
New Orleans Last Loss At Home.....85-92 on Jan. 5, 2015
New Orleans Last Win On The Road.....92-81 on Jan. 1, 2011
New Orleans Last Loss On The Road.....109-89 on Feb. 23, 2016

2015-16 Division Standings

EASTERN CONFERENCE

Atlantic Division

	W	L	Pct	GB	Home	Road
Toronto	56	26	.683	0.0	32-9	24-17
Boston	48	34	.585	8.0	28-13	20-21
New York	32	50	.390	24.0	18-23	14-27
Brooklyn	21	61	.256	35.0	14-27	7-34
Philadelphia	10	72	.122	46.0	7-34	3-38

Central Division

	W	L	Pct	GB	Home	Road
Cleveland	57	25	.695	0.0	33-8	24-17
Indiana	45	37	.549	12.0	26-15	19-22
Detroit	44	38	.537	13.0	26-15	18-23
Chicago	42	40	.512	15.0	26-15	16-25
Milwaukee	33	49	.402	24.0	23-18	10-31

Southeast Division

	W	L	Pct	GB	Home	Road
Miami	48	34	.585	0.0	28-13	20-21
Atlanta	48	34	.585	0.0	27-14	21-20
Charlotte	48	34	.585	0.0	30-11	18-23
Washington	41	41	.500	7.0	22-19	19-22

WESTERN CONFERENCE

Northwest Division

	W	L	Pct	GB	Home	Road
Oklahoma City	55	27	.671	0.0	32-9	23-18
Portland	44	38	.537	11.0	28-13	16-25
Utah	40	42	.488	15.0	24-17	16-25
Denver	33	49	.402	22.0	18-23	15-26
Minnesota	29	53	.354	26.0	14-27	15-26

Pacific Division

	W	L	Pct	GB	Home	Road
Golden State	73	9	.890	0.0	39-2	34-7
L.A. Clippers	53	29	.646	20.0	29-12	24-17
Sacramento	33	49	.402	40.0	18-23	15-26
Phoenix	23	59	.280	50.0	14-27	9-32
L.A. Lakers	17	65	.207	56.0	12-29	5-36

Southwest Division

	W	L	Pct	GB	Home	Road
San Antonio	67	15	.817	0.0	40-1	27-14
Dallas	42	40	.512	25.0	23-18	19-22
Memphis	42	40	.512	25.0	26-15	16-25
Houston	41	41	.500	26.0	23-18	18-23
New Orleans	30	52	.366	37.0	21-20	9-32

2015-16 NBA Individual Leaders

Scoring Average

	G	FG	FT	Pts	Avg
Curry, G.S.	79	805	363	2375	30.1
Harden, Hou.	82	710	720	2376	29.0
Durant, OKC.	72	698	447	2029	28.2
Cousins, Sac.	65	601	476	1748	26.9
James, Cle.	76	737	359	1920	25.3
Lillard, Por.	75	618	414	1879	25.1
Davis, N.O.	61	560	326	1481	24.3
Westbrook, OKC.	80	656	465	1878	23.5
DeRozan, Tor.	78	614	555	1830	23.5
George, Ind.	81	605	454	1874	23.1
Thomas, Bos.	82	591	474	1823	22.2
K. Thompson, G.S.	80	651	193	1771	22.1
Anthony, N.Y.	72	567	334	1573	21.8
Lowry, Tor.	77	512	398	1634	21.2
Leonard, S.A.	72	551	292	1523	21.2
Butler, Chi.	67	470	395	1399	20.9
Walker, Cha.	81	568	371	1689	20.9
McCollum, Por.	80	641	187	1666	20.8
Wiggins, Min.	81	594	430	1675	20.7
Lopez, Bkn.	73	591	317	1501	20.6

Rebounds Per Game

	G	Off	Def	Tot	Avg
Drummond, Det.	81	395	803	1198	14.8
Jordan, LA-C	77	267	792	1059	13.8
Whiteside, Mia.	73	238	627	865	11.8
Howard, Hou.	71	238	597	835	11.8
Cousins, Sac.	65	158	589	747	11.5
Gasol, Chi.	72	155	638	793	11.0
Gobert, Utah	61	208	460	668	11.0
Towns, Min.	82	228	629	857	10.5
Davis, N.O.	61	130	497	627	10.3
Randle, LA-L	81	172	657	829	10.2
Love, Cle.	77	149	613	762	9.9
Gortat, Was.	75	222	519	741	9.9
Green, G.S.	81	134	635	769	9.5
Pachulia, Dal.	76	249	469	718	9.4
Valanciunas, Tor.	60	184	363	547	9.1
Young, Bkn.	73	176	484	660	9.0
Millisap, Atl.	81	198	534	732	9.0
Thompson, Cle.	82	268	470	738	9.0
Vucevic, Orl.	65	174	402	576	8.9
Monroe, Mil.	79	218	478	696	8.8

Assists Per Game

	G	Asst	Avg
Rondo, Sac.	72	839	11.7
Westbrook, OKC.	80	834	10.4
Wall, Was.	77	789	10.2
Paul, LA-C	74	738	10.0
Rubio, Min.	76	657	8.6
Harden, Hou.	82	612	7.5
Green, G.S.	81	598	7.4
Lillard, Por.	75	512	6.8
James, Cle.	76	514	6.8
Curry, G.S.	79	527	6.7
Smith, N.O.-Phi.	77	502	6.5
Lowry, Tor.	77	494	6.4
Payton, Orl.	73	467	6.4
Jackson, Det.	79	492	6.2
Thomas, Bos.	82	509	6.2
Holiday, N.O.	65	391	6.0
Teague, Atl.	79	470	5.9
Dragic, Mia.	72	419	5.8
Williams, Dal.	65	378	5.8
Batum, Cha.	70	403	5.8

OPPONENTS

Minutes Per Game

	G	Min	Avg
Harden, Hou.	82	3125	38.1
Lowry, Tor.	77	2851	37.0
Butler, Chi.	67	2474	36.9
Caldwell-Pope, Det.	76	2789	36.7
Hayward, Utah	80	2893	36.2
Wall, Was.	77	2784	36.2
Middleton, Mil.	79	2852	36.1
DeRozan, Tor.	78	2804	35.9
Durant, OKC.	72	2578	35.8
Morris, Det.	80	2856	35.7

Field Goal Percentage

	FG	FGA	PCT
Jordan, LA-C	357	508	.703
Howard, Hou.	372	600	.620
Whiteside, Mia.	413	682	.606
Kanter, OKC.	414	719	.576
Gortat, Was.	433	764	.567
Valanciunas, Tor.	303	536	.565
Faried, Den.	349	626	.558
Towns, Min.	625	1153	.542
Lopez, N.Y.	357	662	.539
Dieng, Min.	308	579	.532

Free Throw Percentage

	FT	FTA	PCT
Curry, G.S.	363	400	.908
Crawford, LA-C	245	271	.904
Durant, OKC.	447	498	.898
Paul, LA-C	294	328	.896
Nowitzki, Dal.	250	280	.893
Lillard, Por.	414	464	.892
Martin, Min.-S.A.	153	172	.890
Middleton, Mil.	277	312	.888
Redick, LA-C	182	205	.888
Irving, Cle.	169	191	.885

3-Point Field Goal Percentage

	3FG	3FGA	PCT
Redick, LA-C	200	421	.475
Curry, G.S.	402	886	.454
Leonard, S.A.	129	291	.443
Bayless, Mil.	101	231	.437
McDermott, Chi.	110	259	.425
K. Thompson, G.S.	276	650	.425
Dudley, Was.	100	238	.420
McCollum, Por.	197	472	.417
Parsons, Dal.	104	251	.414
Calderon, N.Y.	84	203	.414

Steals Per Game

	G	Stl	AVG
Curry, G.S.	79	169	2.1
Rubio, Min.	76	162	2.1
Paul, LA-C	74	152	2.0
Lowry, Tor.	77	158	2.0
Westbrook, OKC.	80	163	2.0
Ariza, Hou.	81	160	1.9
Rondo, Sac.	72	141	1.9
Wall, Was.	77	145	1.8
George, Ind.	81	152	1.8
Ellis, Ind.	81	150	1.8

OPPONENTS

Blocks Per Game

	G	Blk	AVG
Whiteside, Mia.	73	269	3.6
Jordan, LA-C	77	177	2.3
Gobert, Utah	61	135	2.2
Davis, N.O.	61	125	2.0
Gasol, Chi.	72	146	2.0
Ibaka, OKC.	78	148	1.9
Porzingis, N.Y.	72	134	1.8
Millsap, Atl.	81	139	1.7
Lopez, Bkn.	73	124	1.7
Towns, Min.	82	1	38
			1.6

2015-16 NBA Team/Individual Highs & Lows

Team Highs

Field Goals -- 56, Detroit, at CHI, 12/18 (4 OT)
Field Goals -- 56, Orlando, vs. BKN, 3/29
Field Goals -- 56, Minnesota, vs. NO, 4/13
Fewest Field Goals -- 19, Philadelphia, vs. UTA, 10/30
FG Attempts -- 124, Detroit, at CHI, 12/18 (4 OT)
FG Attempts -- 107, Sacramento, vs. OKC, 2/29
FG Attempts -- 107, Boston, vs. POR, 3/2
Fewest FG Attempts -- 60, Dallas, vs. MEM, 4/8
Field Goal Pct. -- .684, Minnesota, vs. BKN, 3/5
Lowest Field Goal Pct. -- .271, Memphis, at GS, 11/2
3-Pt. Field Goals -- 22, LA. Clippers, vs. HOU, 1/18 (OT)
3-Pt. Field Goals -- 22, Golden State, at PHO, 11/27
3-Pt. Field Goals -- 22, Golden State, at DAL, 3/18
3-Pt. FG Attempts -- 47, Golden State, vs. MEM, 4/13
3-Pt. FG Pct. -- .731, Indiana, at WAS, 11/24
Free Throws -- 43, Minnesota, vs. TOR, 2/10
Free Throws -- 43, Toronto, vs. POR, 3/4
Fewest Free Throws -- 1, Golden State, at PHI, 1/30
FT Attempts -- 59, Detroit, at HOU, 1/20
Fewest FT Attempts -- 2, Golden State, at PHI, 1/30
Free Throw Pct. -- 1.000, Minnesota, at WAS, 3/25 (2 OT)
Free Throw Pct. -- 1.000, (19 times, most recently) Chicago, vs. BKN, 3/17
Lowest Free Throw Pct. -- .313, Brooklyn, vs. WAS, 12/26
Off. Rebounds -- 28, Memphis, at HOU, 3/14
Fewest Off. Rebounds -- 1, Miami, vs. SA, 2/9
Def. Rebounds -- 55, Golden State, vs. MEM, 11/2
Def. Rebounds -- 55, Charlotte, at PHI, 3/29
Fewest Def. Rebounds -- 16, Milwaukee, at CLE, 11/19
Rebounds -- 67, Golden State, at BOS, 12/11 (2 OT)
Rebounds -- 67, Miami, vs. WAS, 2/20
Fewest Rebounds -- 22, Milwaukee, at CLE, 11/19
Assists -- 41, Minnesota, vs. NO, 4/13
Fewest Assists -- 9, (4 times, most recently) Milwaukee, at UTA, 2/5
Personal Fouls -- 41, Houston, vs. DET, 1/20
Fewest Personal Fouls -- 7, Charlotte, at PHI, 3/29
Steals -- 21, New Orleans, vs. IND, 1/8
Turnovers -- 31, Philadelphia, vs. IND, 11/18
Fewest Turnovers -- 4, (6 times, most recently) Dallas, at DEN, 3/28
Blocks -- 17, Milwaukee, vs. MEM, 3/17
Points -- 147, Detroit, at CHI, 12/18 (4 OT)
Points -- 144, Minnesota, vs. NO, 4/13
Fewest Points -- 68, Philadelphia, vs. SA, 12/7

Individual Highs

Minutes -- 57, Morris, DET at CHI, 12/18 (4 OT)
Minutes -- 48, (3 times, most recently) Frazier, POR at ATL, 12/21
Field Goals -- 24, Davis, NO at DET, 2/21
FG Attempts -- 50, Bryant, LAL vs. UTA, 4/13
3-Pt. Field Goals -- 12, Curry, GS at OKC, 2/27 (OT)
3-Pt. Field Goals -- 11, Curry, GS at WAS, 2/3
3-Pt. FG Attempts -- 21, Bryant, LAL vs. UTA, 4/13
Free Throws -- 24, DeRozan, TOR vs. POR, 3/4
FT Attempts -- 36, Drummond, DET at HOU, 1/20
Off. Rebounds -- 13, Chandler, PHO vs. ATL, 1/23
Off. Rebounds -- 13, Stepheson, MEM at HOU, 3/14
Def. Rebounds -- 19, Drummond, DET vs. MIL, 12/4
Def. Rebounds -- 19, Cousins, SAC vs. DEN, 2/19
Rebounds -- 29, Drummond, DET vs. IND, 11/3
Assists -- 20, Rondo, SAC at CHA, 11/23 (OT)
Assists -- 20, Rondo, SAC vs. CHA, 1/25 (2 OT)
Assists -- 19, (5 times, most recently) Westbrook, OKC vs. LAC, 3/9
Steals -- 8, (4 times, most recently) Harden, HOU vs. UTA, 3/23
Turnovers -- 11, Mudiay, DEN at HOU, 10/28
Turnovers -- 11, Westbrook, OKC vs. DET, 11/27
Blocks -- 11, Whiteside, MIA at DEN, 1/15
Points -- 60, Bryant, LAL vs. UTA, 4/13

OPPONENTS

2015-16 NBA Attendance Totals

Team	Home Attendance			Road Attendance		
	Games	Total	Average	Games	Total	Average
Atlanta Hawks	41	690,150	16,833	41	722,066	17,611
Boston Celtics	41	749,076	18,270	41	715,023	17,440
Brooklyn Nets	41	620,142	15,125	41	742,352	18,106
Charlotte Hornets	41	716,894	17,485	41	729,157	17,784
Chicago Bulls	41	894,659	21,821	41	744,400	18,156
Cleveland Cavaliers	41	843,042	20,562	41	775,317	18,910
Dallas Mavericks	41	825,901	20,144	41	726,812	17,727
Denver Nuggets	41	577,898	14,095	41	729,120	17,783
Detroit Pistons	41	677,138	16,516	41	730,383	17,814
Golden State Warriors	41	803,436	19,596	41	784,499	19,134
Houston Rockets	41	737,244	17,982	41	727,368	17,741
Indiana Pacers	41	690,733	16,847	41	731,930	17,852
Los Angeles Clippers	41	786,910	19,193	41	729,503	17,793
Los Angeles Lakers	41	778,877	18,997	41	785,143	19,150
Memphis Grizzlies	41	701,894	17,119	41	721,186	17,590
Miami Heat	41	809,350	19,740	41	739,821	18,044
Milwaukee Bucks	41	621,808	15,166	41	722,548	17,623
Minnesota Timberwolves	41	581,178	14,175	41	731,110	17,832
New Orleans Pelicans*	41	688,549	16,794	41	731,893	17,851
New York Knickerbockers	41	812,292	19,812	41	756,070	18,441
Oklahoma City Thunder	41	746,323	18,203	41	748,617	18,259
Orlando Magic	41	719,275	17,543	41	704,188	17,175
Philadelphia 76ers	41	610,121	14,881	41	717,170	17,492
Phoenix Suns	41	701,405	17,107	41	709,412	17,303
Portland Trail Blazers	41	794,085	19,368	41	725,852	17,704
Sacramento Kings	41	707,526	17,257	41	711,569	17,355
San Antonio Spurs	41	756,445	18,450	41	735,470	17,938
Toronto Raptors	41	812,863	19,826	41	703,668	17,163
Utah Jazz	41	791,489	19,305	41	712,518	17,378
Washington Wizards	41	725,426	17,693	41	729,274	17,787
Totals	1230	21,972,129	17,864	1230	21,973,439	17,865

*Note: New Orleans finished 23rd in NBA Attendance (both total and average) and had 28 sellouts
New Orleans, LA (Smoothie King Center)- Capacity 16,867

2015-16 NBA Honor Roll

2015-16 NBA Honors		2015-16 All-Defensive Team		
Most Valuable Player	Stephen Curry, Golden State Warriors	First Team	Second Team	
Coach of the Year	Steve Kerr, Golden State Warriors	Kawhi Leonard, SAS	Paul Millsap, ATL	
Rookie of the Year	Karl-Anthony Towns, Minnesota Timberwolves	Draymond Green, GSW	Paul George, IND	
Most Improved Player	C.J. McCollum, Portland Trail Blazers	DeAndre Jordan, LAC	Hassan Whiteside, MIA	
Defensive Player of the Year	Kawhi Leonard, San Antonio Spurs	Avery Bradley, BOS	Tony Allen, MEM	
Sixth Man Award	Jamal Crawford, Los Angeles Clippers	Chris Paul, LAC	Jimmy Butler, CHI	
Sportsmanship Award	Mike Conley, Memphis Grizzlies			
2015-16 All-NBA Team		2015-16 All-Rookie Team		
First Team	Second Team	Third Team	First Team	Second Team
F LeBron James, CLE	F Kevin Durant, OKC	F Paul George, IND	Karl-Anthony Towns, MIN	Justise Winslow, MIA
F Kawhi Leonard, SAS	F Draymond Green, GSW	F LaMarcus Aldridge, SAS	Kristaps Porzingis, NYK	D'Angelo Russell, LAL
C DeAndre Jordan, LAC	C DeMarcus Cousins, SAC	C Andre Drummond, DET	Devin Booker, PHX	Emmanuel Mudiay
G Stephen Curry, GSW	G Chris Paul, LAC	G Klay Thompson, GSW	Nikola Jokic, DEN	Myles Turner, IND
G Russell Westbrook, OKC	G Damian Lillard, POR	G Kyle Lowry, TOR	Jahlil Okafor, PHI	Willie Cauley-Stein, SAC

OPPONENTS

2016 NBA Draft

First Round

Team	Player	Position	Prior to NBA/Country
1. Philadelphia 76ers	Ben Simmons	Forward	LSU/Australia
2. Los Angeles Lakers	Brandon Ingram	Forward	Duke/USA
3. Boston Celtics	Jaylen Brown	Forward	California/USA
4. Phoenix Suns	Dragan Bender	Forward	Maccabi Tel Aviv (Israel)/Croatia
5. Minnesota Timberwolves	Kris Dunn	Guard	Providence/USA
6. New Orleans Pelicans	Buddy Hield	Guard	Oklahoma/Bahamas
7. Denver Nuggets	Jamal Murray	Guard	Kentucky/Canada
8. Sacramento Kings	Marquese Chriss	Forward	Washington/USA
9. Toronto Raptors	Jakob Poeltl	Center	Utah/Austria
10. Milwaukee Bucks	Thon Maker	Forward/Center	Athlete Institute (Canada)/Australia
11. Orlando Magic	Domantas Sabonis	Forward/Center	Gonzaga/Lithuania
12. Utah Jazz	Taurean Prince	Forward	Baylor/USA
13. Phoenix Suns	Georgios Papagiannis	Center	Panathinaikos (Greece)/Greece
14. Chicago Bulls	Denzel Valentine	Guard	Michigan State/USA
15. Denver Nuggets	Juan Hernangomez	Forward	Movistar Estudiantes (Spain)/Spain
16. Boston Celtics	Guerschon Yabusele	Forward	Rouen Metropole (France)/France
17. Memphis Grizzlies	Wade Baldwin	Guard	Vanderbilt/USA
18. Detroit Pistons	Henry Ellenson	Forward	Marquette/USA
19. Denver Nuggets	Malik Beasley	Guard	Florida State/USA
20. Indiana Pacers	Caris LeVert	Guard	Michigan/USA
21. Atlanta Hawks	DeAndre' Bembry	Forward	St. Joseph's (PA)/USA
22. Charlotte Hornets	Malachi Richardson	Guard	Syracuse/USA
23. Boston Celtics	Ante Zizic	Center	Cibona Zagreb (Croatia)/Croatia
24. Philadelphia 76ers	Timothe Luwawu	Guard/Forward	Mega Leks (Serbia)/France
25. Los Angeles Clippers	Brice Johnson	Forward	North Carolina/USA
26. Philadelphia 76ers	Furkan Korkmaz	Guard/Forward	Anadolu Efes (Turkey)/Turkey
27. Toronto Raptors	Pascal Siakam	Forward	New Mexico State/Cameroon
28. Phoenix Suns	Skal Labissiere	Forward/Center	Kentucky/Haiti
29. San Antonio Spurs	Dejounte Murray	Guard	Washington/USA
30. Golden State Warriors	Damian Jones	Center	Vanderbilt/USA

Second Round

Team	Player	Position	Prior to NBA/Country
31. Boston Celtics	Deyonta Davis	Forward/Center	Michigan State/USA
32. Los Angeles Lakers	Ivica Zubac	Center	Mega Leks (Serbia)/Croatia
33. Los Angeles Clippers	Cheick Diallo	Forward	Kansas/Mali
34. Phoenix Suns	Tyler Ulis	Guard	Kentucky/USA
35. Boston Celtics	Rade Zagorac	Guard/Forward	Mega Leks (Serbia)/Serbia
36. Milwaukee Bucks	Malcolm Brogdon	Guard	Virginia/USA
37. Houston Rockets	Chinanu Onuaku	Forward/Center	Louisville/USA
38. Milwaukee Bucks	Patrick McCaw	Guard/Forward	UNLV/USA
39. New Orleans Pelicans	David Michineau	Guard	Elan Chalon (France)/France
40. New Orleans Pelicans	Diamond Stone	Forward/Center	Maryland/USA
41. Orlando Magic	Stephen Zimmerman	Forward/Center	Seton Hall/USA
42. Utah Jazz	Isaiah Whitehead	Guard	Seton Hall/USA
43. Houston Rockets	Zhou Qi	Center	Xinjiang Flying Tigers (China)/China
44. Atlanta Hawks	Isaia Cordinier	Guard	ASC Denain-Voltaire (France)/France
45. Boston Celtics	Demetrius Jackson	Guard	Notre Dame/USA
46. Dallas Mavericks	A.J. Hammons	Center	Purdue/USA
47. Orlando Magic	Jake Layman	Forward	Maryland/USA
48. Chicago Bulls	Paul Zipser	Guard/Forward	Bayren Munich (Germany)/Germany
49. Detroit Pistons	Michael Gbinije	Forward	Syracuse/Nigeria
50. Indiana Pacers	Georges Niang	Forward	Iowa State/USA
51. Boston Celtics	Ben Bentil	Forward	Providence/Ghana
52. Utah Jazz	Joel Bolomboy	Forward/Center	Weber State/Ukraine
53. Denver Nuggets	Petr Cornelie	Forward	France
54. Atlanta Hawks	Kay Felder	Guard	Oakland/USA
55. Brooklyn Nets	Marcus Paige	Guard	North Carolina/USA
56. Denver Nuggets	Daniel Hamilton	Guard/Forward	Connecticut/USA
57. Memphis Grizzlies	Wang Zhelin	Center	Fujian Sturgeons (China)/China
58. Boston Celtics	Abdel Nader	Forward	Iowa State/Egypt
59. Sacramento Kings	Isaiah Cousins	Guard	Oklahoma/USA
60. Utah Jazz	Tyrone Wallace	Guard	California/USA

OPPONENTS

All-Time NBA Statistical Leaders

Most Games Played	Most FT Attempted	Most Assists
Robert Parish 1,611	Karl Malone 13,188	John Stockton 15,806
Kareem Abdul-Jabbar 1,560	Wilt Chamberlain 11,862	Jason Kidd 12,091
John Stockton 1,504	Shaquille O'Neal 11,252	Steve Nash 10,335
Karl Malone 1,476	Moses Malone 11,090	Mark Jackson 10,334
Kevin Garnett 1,462	Kobe Bryant 10,011	Magic Johnson 10,141
Kevin Willis 1,424	Kareem Abdul-Jabbar 9,304	Oscar Robertson 9,887
Jason Kidd 1,391	Oscar Robertson 9,185	Isaiah Thomas 9,061
Reggie Miller 1,389	Jerry West 8,801	Gary Payton 8,966
Clifford Robinson 1,380	Michael Jordan 8,772	ANDRE MILLER 8,542
Kobe Bryant 1,346	Charles Barkley 8,643	Rod Strickland 7,987
Most Minutes Played	Most 3PT Field Goals Made	Most Steals
Kareem Abdul-Jabbar 57,446	Ray Allen 2,973	John Stockton 3,265
Karl Malone 54,852	Reggie Miller 2,560	Jason Kidd 2,684
Kevin Garnett 50,418	JASON TERRY 2,169	Michael Jordan 2,514
Jason Kidd 50,111	PAUL PIERCE 2,128	Gary Payton 2,445
Elvin Hayes 50,000	Jason Kidd 1,988	Maurice Cheeks 2,310
Kobe Bryant 48,637	VINCE CARTER 1,937	Scottie Pippen 2,307
Wilt Chamberlain 47,859	JAMAL CRAWFORD 1,933	Clyde Drexler 2,207
John Stockton 47,764	KYLE KORVER 1,887	Hakeem Olajuwon 2,162
Reggie Miller 47,619	JOE JOHNSON 1,832	Alvin Robertson 2,112
Tim Duncan 47,368	Chauncey Billups 1,830	Karl Malone 2,085
Points	Most 3PT Field Goals Att.	Most Blocked Shots
Kareem Abdul-Jabbar 38,387	Ray Allen 7,429	Hakeem Olajuwon 3,830
Karl Malone 36,928	Reggie Miller 6,486	Dikembe Mutombo 3,289
Kobe Bryant 33,643	PAUL PIERCE 5,773	Kareem Abdul-Jabbar 3,189
Michael Jordan 32,292	JASON TERRY 5,724	Mark Eaton 3,064
Wilt Chamberlain 31,419	Jason Kidd 5,701	Tim Duncan 3,020
DIRK NOWITZKI 29,491	Kobe Bryant 5,546	David Robinson 2,954
Shaquille O'Neal 28,596	JAMAL CRAWFORD 5,539	Patrick Ewing 2,894
Moses Malone 27,409	VINCE CARTER 5,189	Shaquille O'Neal 2,732
Elvin Hayes 27,313	JOE JOHNSON 4,928	Tree Rollins 2,542
Hakeem Olajuwon 26,946	Chauncey Billups 4,725	Robert Parish 2,361
Most Field Goals Made	Most Offensive Rebounds	Most Personal Fouls
Kareem Abdul-Jabbar 15,837	Moses Malone 6,731	Kareem Abdul-Jabbar 4,657
Karl Malone 13,528	Robert Parish 4,598	Karl Malone 4,578
Wilt Chamberlain 12,681	Buck Williams 4,526	Robert Parish 4,443
Michael Jordan 12,192	Dennis Rodman 4,329	Charles Oakley 4,421
Kobe Bryant 11,719	Charles Barkley 4,260	Hakeem Olajuwon 4,383
Shaquille O'Neal 11,330	Shaquille O'Neal 4,209	Buck Williams 4,267
Elvin Hayes 10,976	Kevin Willis 4,132	Elvin Hayes 4,193
Hakeem Olajuwon 10,749	Hakeem Olajuwon 4,034	Clifford Robinson 4,176
Alex English 10,659	Charles Oakley 3,924	Kevin Willis 4,161
John Havlicek 10,513	Tim Duncan 3,859	Shaquille O'Neal 4,146
Most Field Goals Attempted	Most Defensive Rebounds	Highest Scoring Average
Kareem Abdul-Jabbar 28,307	Kevin Garnett 11,453	(400 Games or 10,000 Points Minimum)
Karl Malone 26,210	Karl Malone 11,406	Player G Pts Avg
Kobe Bryant 26,200	Tim Duncan 11,232	Michael Jordan 1072 32,292 30.12
Michael Jordan 24,537	Robert Parish 10,117	Wilt Chamberlain 1045 31,419 30.07
Elvin Hayes 24,272	Hakeem Olajuwon 9,714	Kevin Garnett 641 17,566 27.40
John Havlicek 23,930	Moses Malone 9,481	Elgin Baylor 846 23,149 27.36
Wilt Chamberlain 23,497	Kareem Abdul-Jabbar 9,394	LEBRON JAMES 987 26,833 27.19
DIRK NOWITZKI 21,922	DIRK NOWITZKI 9,122	Jerry West 932 25,192 27.03
Dominique Wilkins 21,589	Shaquille O'Neal 8,890	Allen Iverson 914 24,368 26.66
Kevin Garnett 21,142	Patrick Ewing 8,855	Bob Pettit 792 20,880 26.36
Most Free Throws Made	Most Total Rebounds	George Gervin 791 20,708 26.18
Karl Malone 9,787	Wilt Chamberlain 23,924	Oscar Robertson 1040 26,710 25.68
Moses Malone 8,531	Bill Russell 21,620	Highest Field Goal Percentage
Kobe Bryant 8,378	Kareem Abdul-Jabbar 17,440	(2,000 FGM minimum)
Oscar Robertson 7,694	Elvin Hayes 16,279	Player FGM FGA Pct
Michael Jordan 7,327	Moses Malone 16,212	DEANDRE JORDAN 2,075 3,097 670
Jerry West 7,160	Tim Duncan 15,091	Artis Gilmore 5,732 9,570 599
DIRK NOWITZKI 7,006	Karl Malone 14,968	TYSON CHANDLER 3,209 5,432 591
PAUL PIERCE 6,908	Robert Parish 14,715	Shaquille O'Neal 11,330 19,457 582
Adrian Dantley 6,832	Kevin Garnett 14,662	DWIGHT HOWARD 5,600 9,624 582
Kareem Abdul-Jabbar 6,712	Nate Thurmond 14,464	Mark West 2,528 4,356 580
		AMIR JOHNSON 2,126 3,703 574
		Steve Johnson 2,841 4,965 572
		Darryl Dawkins 3,477 6,079 572
		James Donaldson 3,105 5,442 571

MEDIA



FOLLOWING THE PELICANS

Pelicans On FOX Sports New Orleans

The New Orleans Pelicans and FOX Sports New Orleans will begin their fifth year of bringing a variety of both home and road games into the homes of the Greater New Orleans area and Gulf South region. FSNO will broadcast 75 regular season games and is available statewide on cable and satellite providers. With the continuation of the affiliation comes a return to the broadcast team, with Joel Meyers (Play-by-Play), former New Orleans Player David Wesley (Color Analyst) and Jennifer Hale (Sideline Reporter) all in their fourth year broadcasting games. Included will be a live 30-minute pre and post-game show as well as additional programming.



Radio Network Flagship Station - WRNO 99.5 FM

WRNO 99.5 FM in New Orleans will broadcast all 82 regular season games and seven preseason matchups as the Pelicans enter the second year of the multi-season agreement with iHeartMedia. Sean Kelley is in his 12th season as the radio voice of the Pelicans, while John DeShazier is in his fifth season as color analyst along with Studio Host Daniel Sallerson. Kelley, DeShazier & Sallerson will also host The Alvin Gentry Show to air weekly on Thursday nights.



2016-17 RADIO AFFILIATES

Flagship

New Orleans
WRNO 99.5-FM

Louisiana Affiliates

Alexandria
KDBS 1410-AM
Baton Rouge
WEMX 94.1-FM
Franklin
KFRA 1390-AM
Morgan City
KBZE 105.9-FM

Monroe

KNBB 97.7-FM
Thibodaux
KTIB 640-AM

New Iberia/Lafayette
KANE 1240-AM

Larose
KLRZ 100.3-FM

Tululoh
KTJZ 97.5-FM

Mississippi Affiliates

Jackson
WSFZ 930-AM

Columbia
WCJU 104.9-FM

Gulfport/Biloxi
WBTV 104.9-FM

Hattiesburg
WFOR 1400-AM

Florida Affiliates

Pensacola
WBSR 1450-AM

COVERING THE PELICANS



JOHN REID
Times-Picayune
Beat Writer



WILL GUILLORY
Times-Picayune
Reporter



ROD WALKER
The Advocate
Reporter



SCOTT KUSHNER
The Advocate
Reporter



JUSTIN VERRIER
ESPN.com Beat Writer



BOB STEINFELD
FSNO Producer



GARY KIRBY
FSNO Director



BUZZ CARRICK
FSNO Associate Producer

GREG BENSEL

SENIOR VICE PRESIDENT OF COMMUNICATIONS & BROADCASTING



With responsibilities that include serving as the team's official spokesman, overseeing all internal and external communications and being the primary liaison between the club and national and local media, Senior Vice President of Communications & Broadcasting Greg Bense enters his 20th season with the Saints. In addition to overseeing all communications efforts for the Saints, Bense also serves in the same role for the NBA's New Orleans Pelicans, where he has served in this capacity since 2012.

In addition to his duties with both the Saints and Pelicans, Bense also manages the communications efforts of Owner Tom Benson's community giving and business enterprises.

Bense was promoted to vice president in 2006 after serving for nine seasons as director of media & public relations. In addition to managing his staff, his duties include working with the NFL's network media partners, media operations for home and away games and planning the long-range public relations initiatives for the club.

Bense has also worked on the NFL public relations staffs for Super Bowl XXXII, XXXIII and XXXVI.

Prior to joining the Saints, Bense was director of media relations for the Super Bowl XXXI Host Committee and the Greater New Orleans Sports Foundation. He has also served on the media committee for the NCAA Men's Final Four, the SEC Men's Basketball Tournament and the Sugar Bowl.

A New Orleans native who graduated from Jesuit High School and Tulane University, Bense started his professional career as a media relations administrator for the PGA of America in Palm Beach Gardens, Fla., where he served on the public relations staffs for the 1991 PGA Championship, the 1991 Senior PGA Championship and the 1991 Ryder Cup.

JOEL MEYERS

TV PLAY-BY-PLAY ANNOUNCER



Entering his fifth season with the New Orleans Pelicans as the team's television play-by-play announcer, Joel Meyers brings over 25 years of broadcast experience to the organization. Meyers came to New Orleans after six seasons as the Los Angeles Lakers' TV Play-By-Play announcer (2005-11) and two as the Lakers' radio play-by-play announcer (2003-2005). Meyers won two Emmy awards in his time as L.A.'s TV play-by-play man and previously served four years as the voice of San Antonio Spurs' television broadcast before joining the Lakers.

Having worked for ESPN over more than a decade calling college football, college basketball and professional golf, Meyers has also worked for NBC covering the NFL, two Olympic Games as well as the NBA and professional golf.

In addition, Meyers has worked Sunday nights for CBS/WestwoodOne for the past 10 years and will continue to call NFL action while also calling Big 12 college football on FSN every Saturday night.

A St. Louis native, Meyers attended the University of Missouri.



DAVID WESLEY

TELEVISION COLOR ANALYST

David Wesley enters his fifth season on the Emmy Award-Winning New Orleans Pelicans broadcast crew as a color analyst. Prior to returning to launch his broadcast career before the 2012-13 season, Wesley spent past two seasons as an assistant coach for the NBDL's Texas Legends following a 14-year NBA career. First landing with the Nets as an undrafted free agent for the 1993-94 season, Wesley went on to spend time with the Boston Celtics (1994-97), Charlotte/New Orleans Hornets (1997-2005), Houston Rockets (2005-2006) and finally the Cleveland Cavaliers (2006-07). Wesley was a member of the inaugural New Orleans

Hornets roster.

During his career, the 6'0" shooting guard recorded career numbers of 12.5 points, 4.4 assists and 2.5 rebounds. He did not miss a game for three consecutive seasons between 1998-99 and 2000-2001 and also played all 82 games in 1995-96. He finished fourth in the NBA in three-point field goal percentage in 2002-03 and participated in the 2003 Three Point Shootout contest at All-Star Weekend.

Upon retiring in 2007, Wesley ranked second all-time (behind Moses Malone) in NBA history among undrafted players with 11,842 career points.

Born in San Antonio, Texas, Wesley attended Longview High School. He played one year of basketball at Temple College before transferring to Baylor University for his last three years. Wesley finished his college career at Baylor in '92.



JEN HALE

SIDELINE REPORTER

Jen Hale returns as the Pelicans' sideline reporter on FOX Sports New Orleans broadcasts, in addition to her duties as a sideline reporter for the NFL on Fox and a contributing writer for FoxSports.com. Hale is an award-winning sports journalist, who began her career as a political reporter and news anchor, before returning to her passion of sports as a sports anchor for WVUE, Fox 8.

She has won multiple Edward R. Murrow Emmy, and AP awards throughout her career.

Born in New Orleans, Jen grew up in Mobile, Ala., where she ran track, played softball and was a competitive gymnast. She returned to Louisiana to attend LSU's Honors College where she majored in Political Science. Jen was a captain of the LSU Cheerleading Squad, Miss LSU, LSU Homecoming Queen, a member of Delta Zeta Sorority and the Golden Key Honor Society.

Jen earned her Master of Science in broadcast journalism from Northwestern University in Chicago. She also attended The Fund for American Studies' Institute on Political Journalism at Georgetown University and completed a certificate on Irish Culture and Politics at University College Dublin in Ireland.

Jen published her first book, Historic Plantations of Alabama's Black Belt, in 2009 and is now working on her second publication.

She is also a RIAS Commission Fellow, spending several weeks in Germany and Belgium studying the German and European Union systems of government, press and trade.

Philanthropy is a big part of Jen's life. From volunteering at Lafayette Academy Charter School, to serving on advisory board for the Son of a Saint organization, to returning to Baton Rouge to emcee the Miss LSU pageant, which benefits Alzheimer's research and the Speech and Hearing Impaired Foundation, Jen is very active in the community. In 2015, Hale launched Sideline Pass, an organization aimed at educating and empowering young women to become strong, confident and successful leaders in a variety of fields.

Jen is a proud resident of the historic French Quarter. She enjoys running, cycling, cross fit and TRX. She also loves to ski and surf when vacations allow.



SEAN KELLEY

RADIO PLAY-BY-PLAY ANNOUNCER

Sean Kelley enters his 12th season as the radio play-by-play voice of the New Orleans Pelicans in 2016-17. In addition to his duties with the Pelicans, he also serves as the host of The Black and Blue Report, a 30-minute online radio show that focuses on news surrounding the Pelicans and Saints organizations, including exclusive interviews with players, coaches and executives from both franchises.

Prior to joining the Pelicans full time, Kelley spent two seasons as the primary radio studio host while also doing occasional play-by-play work in a fill-in role on the team's radio broadcasts.

Kelley served as the voice of the Tulane Green Wave from 2002-2005. While in that role, he provided play-by-play for the school's football, basketball and baseball action. He was also the host of the Tulane coach's television and radio shows. In addition to his work at Tulane, Kelley filled in as both radio play-by-play announcer and public address announcer for the New Orleans Zephyrs, the city's AAA baseball franchise.

Prior to his work with Tulane, Kelley was with KFRU-AM in Columbia, Mo., from 1998-2002. He was the station's sports director, anchor and host while doing play-by-play for the University of Missouri baseball team and also spent two years as the pre-game, halftime and post-game host for the Missouri Tiger Radio Network. Kelley's broadcast experience during that time also included work on the prep circuit announcing football and basketball on radio and television in Missouri and Illinois.

Kelley earned a degree in broadcast journalism from Southern Illinois University. He provided play-by-play for the Southern Illinois baseball and women's basketball teams from 1996-1998 and also spent time as sports director, anchor and host at WTOG-FM in Carbondale, Ill. Throughout his career, Kelley has worked as a talk show host, anchor and reporter at various special events, including the ACC Basketball Tournament. Away from basketball, Kelley serves as a firefighter with St. Tammany Parish Fire District 13.



JOHN DESHAZIER

RADIO COLOR ANALYST

John DeShazier enters his fifth season with the Pelicans radio broadcast team. DeShazier will serve as the color analyst on Pelicans radio broadcasts. In addition to his Pelicans duties, DeShazier is the primary writer for NewOrleansSaints.com and serves as a co-host of The Black and Blue Report, a 30-minute online radio show that focuses on news surrounding the Pelicans and Saints organizations.

Prior to joining the Pelicans, DeShazier was a general sports columnist and sports writer for The Times-Picayune newspaper in New Orleans, from 1992-2012. During those 20 years he covered and opined on local and state teams and also covered and opined on events including the NBA Finals, the Super Bowl, the NBA All-Star Game, the NCAA Final Four, the BCS National Championship Game and the Sugar Bowl.

Four times, he was honored by the Louisiana Sports Writers Association as having written the top high school or pro sports column in the state and once, by the Louisiana/Mississippi Associated Press Managing Editors for having written the top sports column.

A native of Macon, Ga., DeShazier graduated from Georgia College and State University in Milledgeville, Ga., in 1989 with a Bachelor of Science degree in Journalism.

He has been a member of the Phi Beta Sigma Fraternity, Inc., since 1985, and is active in the New Orleans graduate chapter, Theta Beta Sigma.



DANIEL SALLERSON

RADIO PRODUCER/STUDIO HOST

Daniel Sallerson enters his sixth season as the radio producer/studio host for the New Orleans Pelicans in 2016-17. In addition to his duties with the Pelicans, he also serves as the producer of The Black and Blue Report, a 30-minute online radio show that focuses on news surrounding the Pelicans and Saints organizations, including exclusive interviews with players, coaches and executives from both franchises and The Alvin Gentry Show, a 30 minute radio show each week featuring Pelicans Head Coach Alvin Gentry.

Prior to joining the Pelicans full time, Sallerson spent one season as the radio intern for the Orlando Magic. Sallerson earned a degree in multimedia communication from Georgia Southern University.



DOUG TATUM

EXECUTIVE DIRECTOR OF DIGITAL MEDIA

Doug Tatum enters his fourth season with the New Orleans Pelicans as the executive director of digital media. Tatum oversees the direction of all digital media properties and the support staffs for both the Pelicans and the New Orleans Saints, including all social media accounts and all team related mobile and email platforms. He will also manage the team's overall digital marketing strategy, which include a daily podcast covering both teams called the Black and Blue Report.

Prior to joining the Pelicans, Tatum served 13 years, first as deputy then as lead sports editor, for the state's largest newspaper, The Times-Picayune. Tatum helped usher NOLA.com through a transition phase that saw the reduction of The Times-Picayune from a daily newspaper to a more digitally focused endeavor. Tatum was part of The Times-Picayune staff that received two Pulitzer Prizes for its coverage of Hurricane Katrina and its aftermath. Under his guidance, the sports staff of The Times-Picayune earned numerous state, regional and national awards for its work.

Tatum, a 1992 graduate of Western Kentucky University and native of Louisville, also previously served as an editor at The Cincinnati Enquirer and The (Louisville) Courier-Journal.

DIGITAL MEDIA



BETH BLACKBURN
Digital Marketing Manager



LAYNE MURDOCH
Digital Media Video/
Photography Manager



ALEX RESTREPO
Digital Media/Social
Media Manager



ANNIE HILLS
Digital Media Coordinator



ASHLEY AMOSS
Videographer



BRENDAN HASSETT
Videographer



CASSIE CALVERT
Social Media Intern



JIM EICHENHOFER

PUBLICATIONS AND NEW MEDIA MANAGER

Jim Eichenhofer begins his 11th full season with the Pelicans as publications and new media manager, serving as the primary writer for Pelicans.com.

Since coming to the NBA in 2005, he has organized and directed many of the multi-team features that have appeared on NBA.com and individual team websites.

Prior to joining the Pelicans, Eichenhofer was a sportswriter for daily newspapers in Geneva, N.Y., and Auburn, N.Y., earning an Associated Press award for column writing. He has written over 100 feature articles for national basketball magazines SLAM, Inside Stuff and HOOP, interviewing and profiling NBA players such as Yao Ming, Chris Bosh, Tony Parker and Kevin Durant. He's written magazine articles on past New Orleans players including Tyson Chandler, Greivis Vasquez and Carl Landry. In addition to those national magazine assignments, he's written player and team features for the NBA All-Star Game and NBA Finals official programs. He has also appeared as a guest on NBA TV.

Eichenhofer is a native of Waterloo, N.Y. and graduate of Ithaca (N.Y.) College.



DOUGLAS MILLER

COMMUNICATIONS & BROADCASTING MANAGER

Douglas Miller enters his 26th season in professional sports management and his first season with the New Orleans Pelicans. In his role, Miller works with the Pelicans and New Orleans Saints supporting the corporate communications efforts, marketing, community relations ticketing efforts as well as overseeing the Pelicans broadcasting efforts.

Miller served with the New York Jets from 1991-2006 in the communications department as well as various community relations functions, and as the New Orleans Saints Senior Director of Football Communications from 2006-2015. Miller spent one year at the hospitality industry as a vice president of sales, marketing and promotions before returning to New Orleans in March of 2016.

Miller is a native of Pittsburgh, Pennsylvania and attended the University of Pittsburgh, where he majored in English and Communications. He received his undergraduate degree from the State University of New York. He resides in New Orleans with his wife, Carolyn, and children, Tyler and Lauren.



MATT RYAN

DIRECTOR OF BASKETBALL COMMUNICATIONS

Matt Ryan enters his fifth season as the director of basketball communications for the New Orleans Pelicans. Ryan oversees many of the daily aspects of the department such as the media guide, credentialing, writing news releases, fulfilling player and staff interview requests both locally and nationally, while maintaining statistical upkeep of player performances. As Director, Ryan represents the department on all team travel including road trips, All-Star events, Summer League and the NBA Draft. He transitioned to the department in 2012 after beginning his career with the New Orleans Saints communications department prior to the 2011 season. Ryan is a New Orleans native who graduated from Jesuit High School and Tulane University.

2011 season. Ryan is a New Orleans native who graduated from Jesuit High School and Tulane University.



WILL MCCLARAN

BASKETBALL COMMUNICATIONS MANAGER

Will McClaran enters his third season with the New Orleans Pelicans Basketball Communications department. McClaran is the department's primary game notes writer and is responsible for writing news releases, maintaining team statistical databases, organizing game day operations, fulfilling external and internal media requests and accompanying the organization on team travel.

Prior to joining the Pelicans, McClaran served as the director of public and community relations for the Maine Red Claws of the NBA Development League. Not a stranger to New Orleans, McClaran was a basketball communications intern with the franchise during the 2008-09 season.

A native of Portland, Maine, McClaran holds bachelor's and master's degrees in sport management from Nichols College (Dudley, Mass.), where he serves on the program's advisory board.



CHRIS TRAHANT

BASKETBALL COMMUNICATIONS & BROADCASTING COORDINATOR

Chris Trahant enters his fourth season with the New Orleans Pelicans Basketball Communications department, his third as Pelicans Basketball Communications & Broadcasting Coordinator. Trahant is responsible for assisting with the composition and editing of the media guide and game notes, creating and maintaining a database for all media and staff credentials, and assisting with the execution of day-to-day basketball communications responsibilities, as well as accompanying the organization on team travel.

Trahant will also fulfill broadcasting duties that include serving as the team's liaison with Fox Sports New Orleans and individual team departments with regards to local and national TV broadcasts.

He transitioned fully to the department prior to the 2014-15 season after serving as New Orleans Saints/Pelicans Communications intern for the 2013-14 season. Trahant is a New Orleans native who graduated from Jesuit High School and Louisiana State University.



JORDY SPITALE
Basketball Communications
Intern

Media Credentials

Single game requests should be directed to the Pelicans communications office no later than noon the day before the game you wish to cover (Friday at noon for Sunday and Monday games). First-time requests must be in written form on company letterhead and received by the aforementioned deadline. Because of limited press seating, credentials and/or media seating cannot be guaranteed. Credentials are good for admittance to the press room, dining area, locker rooms and seating areas and may be picked up at the press entrance (located at the loading dock entrance, which is across the street from Lot #4 at the Smoothie King Center). Credentials must be worn at all times and are non-transferable. Any unauthorized use will subject the bearer to ejection from the arena and the forfeiture of the credential. An autograph request by a media member will also result in the forfeiture of the credential.

Press Parking/Press Gate

Working media should park in Lot #4 (off of Girod Street) and cross the street to enter the Smoothie King Center through the doors by the loading dock. You will be able to pick up your credential at a table in front of the security office windows upon entering the arena. Your name will be on a parking list held by the security guard at the entrance of the lot.

Press Room

The press room is located at the west end of the arena to the right of the loading dock areas and is open four hours before game time. We must limit press room usage to the working media and game staff only. We are not able to accommodate any family, friends or guests. Telephones, fax service, internet access, game notes, statistics, quotes and out-of-town scores are available in this area. Please use common courtesy in securing a quiet working environment in the press room.

Pre and Post-Game Interviews

In accordance with NBA policy, the locker rooms are open to members of the media from 75 minutes until 45 minutes before the game and within 10 minutes after the game. Players and coaches are available for interviews at those times. Only working members of the media with valid credentials will be admitted to the locker room. Your cooperation is requested in maintaining a professional atmosphere in the locker room for pre and post game interviews. Per NBA policy, still photography and use of cellular phones in the locker room is prohibited. Head Coach Alvin Gentry will be available 105 minutes prior to tip-off outside the team's locker room and approximately 10 minutes following the game in the press room.

Game Notes and Statistics

Game notes and additional press materials are available in the press room three hours before each game. Statistics are distributed to the working media during the game and are also available in the press room. Post-game notes and quotes are distributed a short time following the completion of the game. Statistics monitors are provided for television and radio broadcasts as well as for print and television media.

Photographers

Season passes will be provided to accredited photographers from New Orleans area daily newspapers and television stations who plan on covering at least 30 of the Pelicans' 41 regular season home games. Weekly newspaper photographers will be handled on an individual game basis. Photographs are also available from the communications department. Photographers must be on assignment for a publication to be credentialed. Limited space is available at each end of the court for both television and still photographers. Photographers must stay in the designated area. Photographers may not sit on equipment cases and live television cameras have first priority on location and right of way. All NBA league rules regarding photography apply.

Meals

A pre-game meal is served in the room adjacent to the media workroom at the arena two and a half hours before each game. Beverages and snacks are available in the press room at halftime and following each game.

Practice Policy

The Pelicans practice facility is located at 5800 Airline Drive in Metairie, LA. Media should enter through the media entrance of the building (posted on the doors, located adjacent to the main entrance) and park in the general parking lot. Practices are closed to the public, but open for the final 15 minutes to the media. The players and coaches are available immediately following the practice for courtside interviews. Please contact the Pelicans communications department to confirm practice times and the availability of the players and coaches. Interviews lasting longer than five minutes should be scheduled in advance with the Pelicans communications department. Photographers and television crews may shoot the final 15 minutes of practice. There is a press area with phone access available to the media throughout practice.


Directions From the N.O. Airport (Louis Armstrong) to the Smoothie King Center

Follow airport access road to I-10 East. Go approximately eight miles, stay in the right lanes at I-10/I-610 split (after Bonabel Blvd. Exit) and follow I-10 Eastbound towards downtown New Orleans. Go approximately three miles after the split, stay in the middle lanes and take the Superdome Exit. Turn right at the end of the ramp onto Girod Street. The arena is in the first block on your right. Driving time is approximately 30 minutes, but allow 45 minutes during rush hour.

Directions From Downtown N.O. to the Pelicans Practice Facility

Take I-10 westbound towards Baton Rouge. Exit 226 for Clearview Parkway South towards the Huey Long Bridge. Merge on to Clearview Parkway and turn right on to Airline Drive. Destination is 1.1 miles up Airline on the left hand side. The duration of the trip is approximately 20 minutes. Please see above practice policy for parking and entrance instructions.

MISCELLANEOUS



SMOOTHIE KING CENTER



SEATING CAPACITIES
Basketball: 18,500 (16,867 for Pelicans)
Concert (end stage): 17,000

A center stage for all forms of entertainment, the Smoothie King Center is home to the Pelicans and is the setting for some of the music industry's top performers and acts. The 16-year-old arena (opened October 29, 1999) stands tall in the colorful mix of downtown New Orleans and is connected by two pedestrian ramps to the magnificent Mercedes-Benz Superdome. Built for \$112 million, the facility is managed by SMG, which provides facility services to 189 venues worldwide. With a seating capacity of 18,500 (16,867 for Pelicans games), the Arena contains 56 executive suites, HUB Club including 140 seats, and 2,800 club seats, maintaining and providing personal amenities specific to each suite. The Arena provides numerous amenities at various locations for the convenience of its patrons: 24 permanent stands for food and beverage, three permanent stands for merchandise, 18 women's restrooms and 14 men's restrooms on public concourses and a 5,000-car Superdome garage adjacent to the Arena. All seating and access are in compliance with ADA regulations.

IMPROVEMENTS

The Smoothie King Center recently underwent \$50 million in renovations. The first phase of upgrades, which was completed before the start of the 2013-14 season, include new club locations, an internal bandstand/bar area, suite renovations, interior club renovations, as well as the creation of exterior club space, expansion of the existing Courtside Club as well as the popular Hub Club, a new VIP area, a limited access Chairman's Club, a grand new lobby, and expanded locker rooms. The second phase included exterior work and was finished prior to start of the 2014-15 season. The third phase, which was completed prior to the start of the 2015-16 season, was highlighted by a new, state-of-the-art video scoreboard.

LOCATION

The Smoothie King Center is located in downtown New Orleans, at the foot of a ramp from Interstate 10, the Mississippi River Bridge approach and the Pontchartrain Expressway; connected by two pedestrian ramps to the Mercedes-Benz Superdome.

MANAGEMENT

Headquartered in Philadelphia, SMG provides facility services to 189 venues in 41 states, Puerto Rico, Canada and Europe, controls over 1.92 million entertainment seats worldwide, and manages over nine million square feet of exhibit space. For additional company information, visit www.smgworld.com.

MISCELLANEOUS

CLUB SEATS

The Smoothie King Center has 2,800 club seats via seat licenses, all located in the middle sections of the lower bowl; 1,400 each side of the arena floor. All have oversized, cushioned seats with cup holders. Excellent access is provided to Club lounges (one on each side). Club seat holders have options for all Arena events.

EXECUTIVE SUITES

The Smoothie King Center has 56 executive suites; 16 have 18 theatre-style seats; all others have 12 theatre-style seats. Other amenities include a private concourse, refrigerators, wet bar, television sets with in-house TV and cable channels, access and membership to two club level lounges and preferred parking. The super suite remains one of the Arena's unique attributes. Named the HUB club (HUB International Ltd.), this super suite offers the convenience, comfort, and service of a private suite on a single-game basis. The HUB Club includes 140 seats and is newly furnished with the same plush carpeting, tables, chairs and TV monitors.

COURTSIDE CLUB

Accessed from the East Lobby on La Salle Street, the Courtside Club offers a lounge area, dining facilities, a patio area and a unique view of the team as it heads onto the court.

SCOREBOARDS/INFORMATION SYSTEM

The Smoothie King Center has a four-sided center-hung scoreboard and four Daktronics ProAd hustle boards located in each corner of the arena and monitors throughout the concourses, suites and private dining areas.

PRESS FACILITIES

Media facilities include lower bowl seating, a working press area, an interview area, dining area and provisions for uplink to satellite vans and state-of-the-art TV broadcast facilities.

LOCKER ROOMS

Along with the Pelicans locker room and visiting NBA locker room, the Arena is equipped with three additional locker rooms along with six dressing rooms and three production offices.

CONCESSION STANDS

The Smoothie King Center has 24 permanent concession stands plus numerous other portable units for the sale of food, beverages and souvenir items.

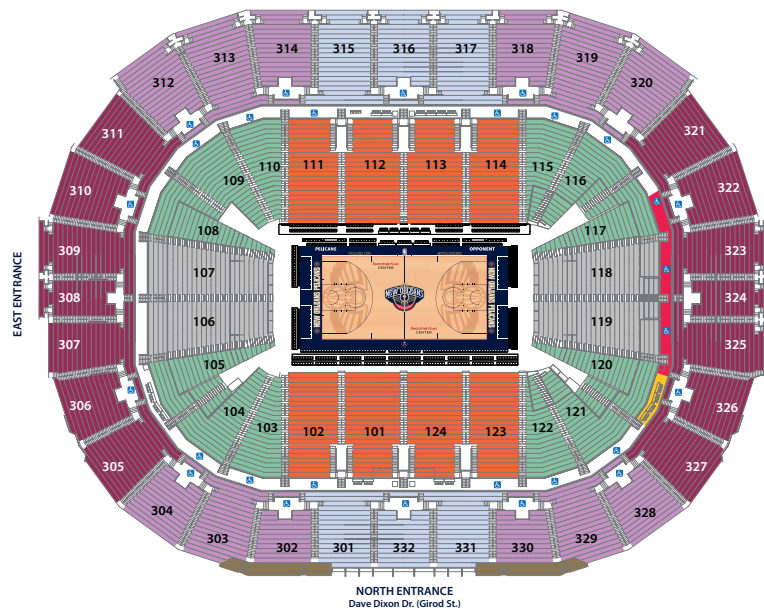
BOX OFFICE

The Smoothie King Center has full box office services, with 16 ticket windows at the main entrance on the Northwest corner of facility plus six additional windows on the East end of the building. The box office phone number is (504) 587-3822.

ARENA FLOOR

The Smoothie King Center floor has 24,650 square feet of column-free space; 290 ft. long by 85 ft. wide, with retractable seating units in one end zone.

TICKET MAP



NEW ORLEANS PELICANS BASKETBALL PRACTICE FACILITY



LOCATION

5800 Airline Drive, Metairie, LA 70003

TELEPHONE

504-593-4700

The New Orleans Pelicans relocated to a brand new, state-of-the-art practice facility prior to the start of the 2013-14 season. The Pelicans share the same campus as the NFL's New Orleans Saints at 5800 Airline Drive in Metairie, LA, the only such arrangement in major North American sports. The \$16 million, 50,000 square foot practice facility houses a 32,000 square foot practice area that features two full-sized basketball courts, offices for coaches and basketball operations staff, and a team theatre for film review. The building also includes a 12,000 square foot area that contains the Pelicans' locker room, players' lounge, barber shop, equipment room, and training room. Prior to the new facility, the team had operated at a temporary setup at the Alario Center, a public multipurpose facility in Westwego, La. after moving to New Orleans in 2002.



LOGOS / MARKS

PRIMARY LOGO



PARTIAL LOGO



WORDMARK

Inspired by French Quarter street signs.

FLEUR-DE-LIS

A most notable symbol of New Orleans, the Fleur-de-lis is also represented within the primary and secondary marks. Its roots lie within its French origin and the deep cultural heritage of our city and is thus displayed on the city's flag. The mark, however, came to mean much more after Hurricane Katrina devastated the region, and came to symbolize the heart and resolve of the city.

CRESCENT BASKETBALL

Coined the "Crescent City" in 1835, New Orleans derived its popular nickname as it was established along the semi-circle bend of the Mississippi River. The crescent shape is thereby represented in several of the marks.

SECONDARY LOGOS



"BIRD-DE-LIS"

Incorporates pelican, fleur-de-lis and crescent basketball.



CIRCULAR

Incorporates cultural reference to "Crescent City" more formally and includes fleur-de-lis and crescent basketball.



NOLA

Refers to New Orleans, LA and includes fleur-de-lis.

NEW ORLEANS PELICANS OFFICIAL COLORS

■ PELICANS NAVY

■ PELICANS GOLD*

■ PELICANS RED

PANTONE 289

PANTONE 872

PANTONE 186

100C/76M/12C/70Y

40C/48M/76Y/16K

91M/76Y/6K

22G/65B

180R/151G/90B

225R/58G/62B

*for alternative flat applications use Pantone 465

Blue, gold and red are the colors represented in the flag of New Orleans.

PRIMARY - BLUE

Representative of the state flag of Louisiana. Traditionally represents liberty (as in the City of New Orleans flag).

SECONDARY - GOLD

The raucous embellishment and flourish that represents the spirited life of New Orleans. It's a color indicative of the city itself. It ties together this organization (shared color with the Saints), the rich and diverse history of the city and its culture of celebration. It's the color often found in the "crown" of pelicans and represented the championships we intend to win.

TERTIARY - RED

Red signifies fraternity, one blood or union, as with this team of players. It also represents the legend of the mother pelican pricking her own breast to feed her young in times of need, doing whatever it takes to endure. It's found on the throat of this powerful bird and provides a flash of intensity.


MISCELLANEOUS

UNIFORMS



MISCELLANEOUS

COURT DESIGN



NBA INFORMATION

New York
Olympic Tower
645 Fifth Avenue
New York, NY 10022
Telephone: (212) 407-8000
Fax: (212) 832-3861

New Jersey
100 Plaza Drive
Secaucus, NJ 07094
Telephone: (201) 865-1500
Fax: (201) 974-5973

NBA CITY
6068 Universal Boulevard
Orlando, FL 32819
Telephone: (407) 363-5919
Fax: (407) 370-3178

INTERNATIONAL OFFICES

EUROPE

Headquarters - NBA EMEA
Endeavour House
189 Shaftesbury Avenue
London, United Kingdom WC2H 8JR
Telephone: 011-44-20-7420-8900

Spain

Pqe. Empresarial "La Finca"
Edif. 17A, 1a
28223 Pozuelo de Alarcón, Madrid, Spain
Telephone: 011-34-911-517-101
Fax: 011-34-911-517-120

AFRICA

6th Floor World Trade Center, Cnr West Road South and Lower Road
Morningside 2196
Johannesburg, South Africa
Telephone: 011-27-87-940-1333

INDIA

Tower 1, 10th Floor
Indiabulls Finance Center
Senapati Bapat Marg Mumbai
Maharashtra 400013
Telephone: 011-91-22-6124-6100

LATIN AMERICA

Brazil
Av Borges de Medeiros, 633
Sala 303 – Leblon
Rio de Janeiro, RJ, Brazil 22430-041
Telephone: 011-55-21-3206-6400
Fax: 011-55-21-2586-6001

Mexico

Av Santa Fe 94, Torre A Piso 8
Colonia Zedec Santa Fe
Mexico City, Mexico 01210
Telephone: 011-52-55-88511159
Fax: 011-52-55-88511111

CANADA

50 Bay Street, Suite 1402
Toronto, Ontario
Canada M5J 3A5
Telephone: 416-682-2000
Fax: 416-364-0205

ASIA/PACIFIC

Hong Kong
Room 3101, The Lee Gardens
33 Hysan Avenue
Causeway Bay, Hong Kong
Telephone: 011-852-2843-9600
Fax: 011-852-2536-4808

Taiwan

Suite 1303, No. 88, Section 2
Chung Hsiao East Road
Taipei, Taiwan ROC 100
Telephone: 011-886-2-2397-8000
Fax: 011-886-2-2358-1098

Philippines

9/F Regus Office, Net Park
5th Avenue Fort Bonifacio Global City
Taguig, Philippines
Telephone: 011-63-2-795-2446

China—Beijing

19th Floor, Office Tower 2, China Central Place
No. 79 Jianguo Road, Chaoyang District
Beijing, China 100025
Telephone: 011-86-10-5200-8200
Fax: 011-86-10-5200-8202

China—Shanghai

Unit 2703-2708, 27F, Tower, 2, Plaza 66
1366 Nanjing West Road, Jing An District
Shanghai, China 200040
Telephone: 011-86-21-6137-2200
Fax: 011-86-21-6288-9920

2016-17 NBA DEVELOPMENT LEAGUE DIRECTORY



Austin Spurs

13581 Pond Springs Road, Suite 108
Austin, TX 78729
Tel: (512) 236-8333; Fax: (512) 236-8444
Arena: Cedar Park Center
Media Relations Contact: Perri Travillion
(ptravillion@attcenter.com)
NBA Affiliation: San Antonio

Canton Charge

1101 Market Avenue North
Canton, OH 44702
Tel: (866) 444-1944; Fax: (330) 489-1703
Arena: Canton Memorial Civic Center
Media Relations Contact: Sean Wyatt
(swyatt@cantoncharge.com)
NBA Affiliation: Cleveland

Delaware 87ers

300 Martin Luther King Blvd., Ste. 200
Wilmington, DE 19801
Tel: (302) 504-7587; Fax: (302) 351-5370
Arena: Bob Carpenter Center
Media Relations Contact: Alex Yoh
(alexeyoh@sevens.com)
NBA Affiliation: Philadelphia

Erie BayHawks

110 East 8th Street
Erie, PA 16501
Tel: (814) 790-5600; Fax: (814) 790-5608
Arena: Erie Insurance Arena
Media Relations Contact: Iris Rayburn
(iris.rayburn@nbaerie.com)
NBA Affiliation: Orlando

Fort Wayne Mad Ants

1910 St. Joe Center Rd, Suite 61
Fort Wayne, IN 46825
Tel: (260) 469-4667; Fax: (260) 469-4674
Arena: Allen County War Memorial Coliseum
Media Relations Contact: Vinessa Needham
(vneedham@fortwaynehoops.com)
NBA Affiliations: Indiana

Grand Rapids Drive

40 Monroe Center NW, Suite 11
Grand Rapids MI 49503
Tel: (844) 473-7483
Arena: DeltaPlex Arena
Media Relations Contact: Sarah Parfet Jbara
(spj@nbagrandsrapids.com)
NBA Affiliation: Detroit

Greensboro Swarm

2411 West Gate City Blvd
Greensboro, NC 27403
Tel: (336) 907-3600
Arena: The Fieldhouse at Greensboro Coliseum
Media Relations Contact: Katerina Kienle
(kienle@goswarm.com)
NBA Affiliations: Charlotte

Iowa Energy

730 3rd Street
Des Moines, Iowa 50309
Tel: (515) 564-8550; Fax: (515) 564-8551
Arena: Wells Fargo Arena
Media Relations Contact: Seth Nutting
(sethn@iowanba.com)
NBA Affiliations: Memphis

NBA D-League Office

Olympic Tower
645 5th Avenue
New York, NY 10022
212-407-8700
Media Relations Contacts: Joanna Shapiro (jshapiro@nba.com); Mike Perrelli (mperrelli@nba.com)

Long Island Nets

168 39th Street, 8th Floor
Brooklyn, NY 11232
Tel: (718) 215-2299; Fax: (718) 522-3544
Arena: Barclays Center
Media Relations Contact: Megan Walsh
(mwalsh@brooklynnets.com)
NBA Affiliation: Brooklyn

Los Angeles D-Fenders

555 North Nash Street
El Segundo, CA 90245
Tel: (310) 426-6000; Fax: (310) 426-6031
Arena: Toyota Sports Center
Media Relations Contact: T.C. Greene
(greene@d-fenders.com)
NBA Affiliation: Los Angeles Lakers

Maine Red Claws

413 Congress Street
Portland, ME 04101
Tel: 207-210-6655; Fax: 207-210-6659
Arena: Sanford Pentagon
Media Relations Contact: Evans Boston
(eboston@maineredclaws.com)
NBA Affiliation: Boston

Northern Arizona Suns

3201 N. Main Street
Prescott Valley, AZ 86314
Tel: (928) 772-7867
Arena: Prescott Valley Event Center
Media Relations Contact: Ashley Stovall
(astovall@nazsuns.com)
NBA Affiliation: Phoenix

Oklahoma City Blue

208 Thunder Drive
Oklahoma City, OK 73102
Tel: (405) 208-4800; Fax: (405) 429-7900
Arena: Cox Convention Center
Media Relations Contact: TBD
NBA Affiliation: Oklahoma City

Raptors 905

5600 Rose Cherry Place
Mississauga, ON L4Z4B6
Tel: (416) 815-5423 Fax: (416) 902-4311
Arena: Hershey Centre
Media Relations Contact: TBD
NBA Affiliation: Toronto

Reno Bighorns

50 West Liberty Street, Ste. 201
Reno, NV 89501
Tel: (775) 853-8200
Arena: Reno Event Center
Media Relations Contact: Kyle Jones
(kjones@renobighorns.com)
NBA Affiliation: Sacramento

Rio Grande Valley Vipers

4500 North 10th Street, Suite 315
McAllen, TX 78504
Tel: (956) 972-1144; Fax: (956) 972-1150
Arena: State Farm Arena
Media Relations Contact: Anwar Chagollan
(anwar@rgvipers.com)
NBA Affiliation: Houston

Salt Lake City Stars

301 W. South Temple
Salt Lake City, UT 84101
Tel: (801) 325-2500
Arena: Bruin Arena at Lifetime Activities Center
Media Relations Contact: Gina Calvert
(gina.calvert@slcstars.com)
NBA Affiliation: Utah

Santa Cruz Warriors

903 Pacific Avenue, Suite 101
Santa Cruz, CA 95060
Tel: (831) 731-4396; Fax: (831) 466-3201
Arena: Kaiser Permanente Arena
Media Relations Contact: Gina Antoniello
(giantoniello@santacruzbasketball.com)
NBA Affiliation: Golden State

Sioux Falls Skyforce

2131 South Minnesota Ave
Sioux Falls, SD 57105
Tel: (605) 332-0605; Fax: (605) 332-2305
Arena: Sanford Pentagon
Media Relations Contact: Mike Dykstra
(mdykstra@skyforceonline.com)
NBA Affiliation: Miami

Texas Legends

2601 Avenue of the Stars, Suite 300
Frisco, TX 75034
Tel: (214) 469-0822; Fax: (214) 469-0823
Arena: Dr. Pepper Arena
Media Relations Contact: Britney Wynn
(bwynn@texlegends.com)
NBA Affiliation: Dallas

Westchester Knicks

198 Central Ave.
White Plains, NY 10606
Tel: (914) 559-6888
Arena: Westchester County Center
Media Relations Contact: Katie Hatch
(Katie.hatch@msg.com)
NBA Affiliation: New York

Windy City Bulls

5333 Prairie Stone Parkway
Hoffman Estates, IL 60192
Tel: (847) 396-7070
Arena: Sears Centre
Media Relations Contact: Cedric Quackenbush
(cquackenbush@bulls.com)
NBA Affiliation: Chicago

MISCELLANEOUS

COMMUNITY INITIATIVES

The New Orleans Pelicans community efforts focus on two key initiatives critical to the future success and prosperity of the Gulf South region: the health and sustainability of our coastal wetlands and the health and fitness of our region's children.

In conjunction with our community and corporate partners, the Pelicans are executing several outreach programs that will positively impact and inspire the lives of individuals in our community.

The health of the coastal wetlands is vital to growth and success of the state and region. The Louisiana wetlands provide 30% of the seafood catch in the contiguous U.S. Our wetlands habitat is also home to a wide variety and number of wildlife and plants.

Over 80% of wetland loss in the United States occurs in Louisiana – the equivalent of 12 basketball courts is lost every 30 minutes. The Gulf Coast has lost more than 55% of the wetlands that were here when the first Europeans arrived in the 15th century – a loss of more than 100 million acres.

The New Orleans Pelicans and the Audubon Nature Institute continue to team up to help preserve Louisiana's coast and wetlands. The long-term partnership focuses specifically on educating students on the effects of coastal restoration on the Region, as well as inspiring them to take action to ensure the long-term health of the coast.

The Pelicans organization is an advocate for the health and wellness of children in the Gulf South. With the ongoing goal of helping kids find the excitement in being active, the Pelicans host their Junior Training Camp program presented by Smoothie King, and Ochsner Health System. Junior Training Camps engage students in activities focused on creating a fun and memorable basketball experience, while also being active and healthy.

The NBA recently announced its Jr. NBA presented by Under Armour initiative, the NBA's youth basketball participation program for boys and girls ages 6-14. The Jr. NBA teaches the fundamental skills as well as the core values of the game at the grassroots level in an effort to help grow and improve the youth basketball experience for players, coaches and parents.

As an extension of the Jr. NBA, the Pelicans have launched the Jr. Pelicans program. The team will host events throughout the season, including clinics for coaches and players.

To help support its community initiatives, the team hosts an annual gala, Toast for the Coast. For more information about the team's work in the Gulf South, visit Pelicans.com



NBA Cares is the league's global social responsibility program that builds on the NBA's mission of addressing important social issues in the United States and around the world. Through this program, the NBA, its teams and players have donated more than \$237 million to charity, completed more than 3 million hours of hands-on community service, and created more than 895 places where kids and families can live, learn, or play, in 25 countries and territories on five continents. NBA Cares works with internationally recognized youth-serving programs that support education, youth and family development, and health-related causes, including: KaBOOM!, Special Olympics, YMCA, Boys and Girls Clubs of America, UNICEF, the Make-A-Wish Foundation, Share Our Strength and GLAAD.





5800 AIRLINE DRIVE • METAIRIE, LA 70003
504-525-4667 • PELICANS.COM