

2013-14 NEW ORLEANS PELICANS SEASON SCHEDULE

OCTOBER						
SUN	MON	TUE	WED	THU	FRI	SAT
		1	2	3	4	5 HOU 7:00
6	7 DAL 7:30	8	9 ORL 8:00	10	11	12
13 ATL 8:00	14	15	16	17 OKC 7:00	18	19 WAS 7:00
20	21	22	23 MIA 7:30	24	25 ORL 8:00	26
27	28	29	30 IND 7:00	31		

NOVEMBER						
SUN	MON	TUE	WED	THU	FRI	SAT
					1 ORL 8:00	2 CHA 7:00
3	4	5 PHX 7:00	6 MEM 7:00	7	8 LAL 7:00	9
10 PHX 7:00	11	12 LAL 9:30	13 UTA 8:00	14	15	16 PHI 7:00
17	18	19	20 UTA 7:00	21	22 CLE 7:00	23
24	25 SAS 7:30	26 GSW 7:00	27	28	29 PHI 7:00	30

FEBRUARY						
SUN	MON	TUE	WED	THU	FRI	SAT
						1 CHI 7:00
2	3 SAS 7:00	4	5 ATL 7:00	6	7 MIN 8:30	8
9 BKN 8:00	10 TOR 8:00	11	12 MIL 7:00	13	14 ALL-STAR	15 ALL-STAR
16 ALL-STAR	17	18	19 NYK 7:00	20	21 CHA 8:00	22 WAS 8:00
23	24 LAC 7:00	25	26 DAL 7:00	27	28 PHX 9:30	

MARCH						
SUN	MON	TUE	WED	THU	FRI	SAT
						1 LAC 9:30
2	3 SAC 9:00	4 LAL 9:30	5	6	7 MIL 7:00	8
9 DEN 8:00	10	11	12 MEM 7:00	13	14 POR 7:00	15
16 BOS 8:00	17	18	19 TOR 7:00	20	21 ATL 8:30	22 MIA 7:00
23	24 BKN 7:00	25	26 LAC 7:00	27	28 UTA 7:00	29 SAS 7:30
30	31 SAC 7:00					

DECEMBER						
SUN	MON	TUE	WED	THU	FRI	SAT
1 NYK 8:30	2 CHI 7:00	3	4 DAL 7:00	5	6 OKC 7:00	7
8	9	10	11 DET 7:00	12	13 MEM 7:00	14
15 DEN 7:00	16	17 GSW 9:30	18 LAC 9:30	19	20	21 POR 9:00
22	23 SAC 9:00	24	25	26	27 DEN 7:00	28 HOU 7:00
29	30 POR 7:00	31				

JANUARY						
SUN	MON	TUE	WED	THU	FRI	SAT
			1 MIN 7:00	2	3 BOS 8:30	4 IND 8:00
5	6	7 MIA 8:30	8 WAS 7:00	9	10 DAL 7:00	11 DAL 7:30
12	13 SAS 7:00	14	15 HOU 7:00	16	17	18 GSW 7:00
19	20 MEM 8:00	21 SAC 7:00	22	23	24 DET 6:30	25
26 ORL 8:00	27	28 CLE 8:00	29 MIN 7:00	30	31	

APRIL						
SUN	MON	TUE	WED	THU	FRI	SAT
		1	2 DEN 8:00	3	4 UTA 8:00	5
6 POR 8:00	7	8	9 PHX 7:00	10	11 OKC 7:00	12 HOU 7:00
13	14 OKC 7:00	15	16 HOU 7:00			

SCHEDULE KEY	
	Preseason Games
	Home Games
	Local Broadcast on Fox Sports
	National Broadcast on ESPN
	National Broadcast on NBTV
	All-Star Weekend (New Orleans)



CREDITS

Editors.....Matt Ryan, Brian Travis, Kyle Bass, Lindsey Mitchell
 Associate Editors..... Jim Eichenhofer
 Design, Layout and Production.....Eddie Coe, Rachel Guillot
 Photography.....Layne Murdoch, NBA Photos
 Special Thanks.....Randy Robles, Bob Rosen, Chris Thorn and the Elias Sports Bureau

© 2013 New Orleans Pelicans

All NBA and team insignia depicted in this publication are the property of NBA Properties, Inc. and the respective teams of the NBA and may not be reproduced for commercial purposes without the prior written consent of NBA Properties, Inc.

The information contained in this publication was compiled by the New Orleans Pelicans and is provided as a courtesy to our fans and the press and may be used only for personal or editorial purposes. Any commercial use of this information is prohibited without the prior written consent of the New Orleans Pelicans.

TABLE OF CONTENTS

NEW ERA	84	Leadership	Oklahoma City Thunder
6	New Orleans Arena	Missed Games	193 Orlando Magic
7	Ticket Map		Philadelphia 76ers
	Practice Facility		194 Phoenix Suns
8	Logos/Marks	TEAM HISTORY	Portland Trail Blazers
9	Uniforms	86 Year-by-Year Coaches/Assts/ Execs	195 Sacramento Kings
10	Court Design	87-110 Year-by-Year Statistics	San Antonio Spurs
		111-131 All-Time Roster	196 Toronto Raptors
		132-142 All-Time Transactions	197 Utah Jazz
OWNERSHIP		143-144 Draft History	Washington Wizards
12	Tom Benson	Award Winners	2012-13 Standings
18	Rita Benson LeBlanc	All-Star Weekend	198-199 2012-13 NBA Indiv. Leaders
20	Dennis Lauscha	146 All-Time Collegiate Roster	199 2012-13 NBA Team Indiv. Highs & Lows
21-22	Board of Directors	147 All-Time Numerical Roster	200 2012-13 Attendance Totals
		148 Franchise Firsts	NBA Honor Roll
ADMINISTRATION		148 All-Time Attendance Totals	201 2013 NBA Draft
25-26	Marketing	149-151 All-Time Preseason Results/Records	202-203 All-Time NBA Statistical Leaders
27-29	Ticket Sales, Service, & Operations		203 All-Time NBA Career Scorers
30-31	Finance		
32	Corporate Partnerships		
33	Legal		
BASKETBALL OPERATIONS		RECORDS	MISCELLANEOUS
35	Mickey Loomis	153-154 Team Highs/Lows	205 NBA Information
36	Dell Demps	155-156 Opponent Team Highs/Lows	International Offices
37-38	Monty Williams	157-158 Individual Highs	206 2013-14 NBA Development
38	Randy Ayers	159 Opponent Individual Highs	League Directory
39	Dave Hanners	160 Miscellaneous Records	Community Investment
	Bryan Gates	All-Time Top Team Performances	NBA Cares
40	Fred Vinson	All-Time Top Individual Performances	
	Kevin Hanson	161 Rookie Highs	MEDIA
	Jimmy Polk	Margins/Leads/Highest Score	209 Following the Pelicans/Affiliates
41	David Booth	162 Top Scoring Performances	210 Greg Benschel
	Shane Kupperman	Consecutive Games Records	Joel Meyers
	Marc Chasanoff	Triple-Doubles	211 David Wesley
	Jared Ralsky	20-Point/20-Rebound Performances	Jen Hale
	David Jovanovic	163 Year-by-Year Comparisons	Sean Kelley
42	John Ishop	164 Record When	John DeShazier
	Carlos Daniel	165 Record by	Doug Tatum
	Bryson Graham	166 Year-by-Year Leaders	Digital Media Staff
43	Jamelle McMillan	167 Year-by-Year NBA Rankings	Jim Eichenhofer
	Basketball Operations Staff	168 Career Leaders	Lew Shuman
		169 Franchise Bests	Daniel Sallerson
		170-171 Playoff Records	Matt Ryan
PLAYERS		All-Time Game-by-Game	Lindsey Mitchell
45	Roster	172-176 Year-by-Year Statistics	Brian Travis
46-47	Al-Farouq Aminu	177 All-Time Team Highs and Lows	216 Media Guidelines & Policies
48-49	Ryan Anderson	178 All-Time Individual Highs	
50-51	Anthony Davis	179 Top Team Performances	
52-53	Tyreke Evans	180 Top Individual Performances	
54-55	Eric Gordon	181 Playoff Leaders	
56-57	Jrue Holiday		
58-59	Darius Miller	OPPONENTS/NBA	
60-61	Anthony Morrow	183 Atlanta Hawks	
62-63	Arinze Onuaku	184 Boston Celtics	
64-65	Austin Rivers	185 Brooklyn Nets	
66-67	Brian Roberts	186 Charlotte Bobcats	
68-69	Jason Smith	187 Chicago Bulls	
70-71	Greg Stiemsma	188 Cleveland Cavaliers	
72-73	Lance Thomas	189 Dallas Mavericks	
74	Jeff Withey	190 Denver Nuggets	
2012-13 SEASON SUMMARY		191 Detroit Pistons	
76	Final Roster & Statistics	192 Golden State Warriors	
77	Game-by-Game Final Results	188 Houston Rockets	
78	Team Highs and Lows	189 Indiana Pacers	
79	Individual Highs	190 Los Angeles Clippers	
80	Top Team Performances	191 Los Angeles Lakers	
	Top Individual Performances	192 Memphis Grizzlies	
81-83	Miscellaneous Statistics	193 Miami Heat	
		194 Milwaukee Bucks	
		195 Minnesota Timberwolves	
		196 New York Knicks	

GENERAL INFORMATION



Business Office Address
 5800 Airline Drive
 Metairie, LA 70003
 (504) 593-4700
 www.pelicans.com

2013-14 KEY DATES

October 29	2013-14 Season Tips Off
January 6	10-day Contracts can now be signed
January 10	All Contracts are guaranteed for remainder of the season
February 14-16	2014 NBA All-Star (New Orleans, LA)
February 20	2014 NBA Trade Deadline (3 p.m. ET)
April 16	Last Day of 2013-14 Regular Season
April 19	2014 NBA Playoffs begin
April 27	NBA Draft Early Entry Eligibility Deadline (11:59 p.m. ET)
May 5	Conference Semifinals begin (possible move-up to May 3 or 4)
May TBD	2014 NBA Draft Combine
May 20	Conference Finals begin (possible move-up to May 18 or 19)
May 20	2014 NBA Draft Lottery
June 5	The Finals begin
June 16	NBA Draft Early Entry Withdrawal Deadline (5 p.m. ET)
June 26	2014 NBA Draft

NBA ALIGNMENT

WESTERN CONFERENCE

Northwest Division
 Denver Nuggets
 Minnesota Timberwolves
 Oklahoma City Thunder
 Portland Trail Blazers
 Utah Jazz

Pacific Division
 Golden State Warriors
 Los Angeles Clippers
 Los Angeles Lakers
 Phoenix Suns
 Sacramento Kings

Southwest Division
 Dallas Mavericks
 Houston Rockets
 Memphis Grizzlies
 New Orleans Pelicans
 San Antonio Spurs

EASTERN CONFERENCE

Central Division
 Chicago Bulls
 Cleveland Cavaliers
 Detroit Pistons
 Indiana Pacers
 Milwaukee Bucks

Southeast Division
 Atlanta Hawks
 Charlotte Bobcats
 Miami Heat
 Orlando Magic
 Washington Wizards

Atlantic Division
 Boston Celtics
 Brooklyn Nets
 New York Knicks
 Philadelphia 76ers
 Toronto Raptors



NEW ORLEANS ARENA



SEATING CAPACITIES
 Basketball: 18,500 (17,003 for Pelicans)
 Concert (end stage): 17,000
 Arena Football: 16,900

A center stage for all forms of entertainment, the New Orleans Arena is home to the Pelicans and is the setting for some of the music industry's top performers and acts. The 14-year-old arena (opened October 29, 1999) stands tall in the colorful mix of downtown New Orleans and is connected by two pedestrian ramps to the magnificent Mercedes-Benz Superdome. Built for \$112 million, the facility is managed by SMG, which provides facility services to 189 venues worldwide. With a seating capacity of 18,500 (17,003 for Pelicans games), the Arena contains 56 executive suites, HUB Club including 140 seats, and 2,800 club seats, maintaining and providing personal amenities specific to each suite. The Arena provides numerous amenities at various locations for the convenience of its patrons: 24 permanent stands for food and beverage, three permanent stands for merchandise, 18 women's restrooms and 14 men's restrooms on public concourses and a 5,000-car Superdome garage adjacent to the Arena. All seating and access are in compliance with ADA regulations.

IMPROVEMENTS

The New Orleans Arena is undergoing \$50 million in renovations. The first phase of upgrades, which will be completed for the start of the 2013-14 season, include new club locations, an internal bandstand/bar area, suite renovations, interior club renovations, as well as the creation of exterior club space, expansion of the existing Capital One Club as well as the popular Hub Club, a new V-VIP area, a limited access Chairman's Club a grand new lobby, and expanded locker rooms. The second phase will include exterior work and is expected to be finished by the start of the 2014-15 season.

LOCATION

The Arena is located downtown, at the foot of a ramp from Interstate 10, the Mississippi River Bridge approach and the Pontchartrain Expressway; connected by two pedestrian ramps to the Mercedes-Benz Superdome.

HOME TEAMS

New Orleans Pelicans (National Basketball Association), Tulane University (Conference USA Basketball), New Orleans VooDoo (Arena Football League), Nokia Sugar Bowl Basketball Tournament.

MANAGEMENT

Headquartered in Philadelphia, SMG provides facility services to 189 venues in 41 states, Puerto Rico, Canada and Europe, controls over 1.92 million entertainment seats worldwide, and manages over nine million square feet of exhibit space. For additional company information, visit www.smgworld.com.

CLUB SEATS

The Arena has 2,800 club seats via seat licenses, all located in the middle sections of the lower bowl; 1,400 each side of the arena floor. All have oversized, cushioned seats with cup holders. Excellent access is provided to Club lounges (one on each side). Club seat holders have options for all Arena events.

EXECUTIVE SUITES

The Arena has 56 executive suites; 16 have 18 theatre-style seats; all others have 12 theatre-style seats. Other amenities include a private concourse, refrigerators, wet bar, television sets with in-house TV and cable channels, access and membership to two club level lounges and preferred parking. The super suite remains one of the Arena's unique attributes. Named the HUB club (HUB International Ltd.), this super suite offers the convenience, comfort, and service of a private suite on a single-game basis. The HUB Club includes 140 seats and is newly furnished with the same plush carpeting, tables, chairs and TV monitors.

HARRAH'S COURTSIDE CLUB LOUNGE

Accessed from the East Lobby on La Salle Street, the Harrah's Courtside Club offers a lounge area, dining facilities, a patio area and a unique view of the team as it heads onto the court.

SCOREBOARDS/INFORMATION SYSTEM

The Arena has a four-sided center-hung scoreboard with four 10mm Daktronics ProStar Video boards, two 360 degree LED Daktronics ProAd rings, SacoVision video screens, auxiliary scoreboards and message boards throughout the main arena, a 360-degree LED board, two Daktronics ProAd hustle boards located in each end zone and monitors throughout the concourses, suites and private dining areas.

PRESS FACILITIES

Media facilities include courtside seating, a working press area, an interview area and dining area provisions for uplink to satellite vans and state-of-the-art TV broadcast facilities.

LOCKER ROOMS

Along with the Pelicans locker room and visiting NBA locker room, the Arena is equipped with three additional locker rooms along with six dressing rooms and three production offices.

CONCESSION STANDS

The Arena has 24 permanent concession stands plus numerous other portable units for the sale of food, beverages and souvenir items.

BOX OFFICE

The Arena has full box office services, with 16 ticket windows at the main entrance on the Northwest corner of facility plus six additional windows on the East end of the building. The box office phone number is (504) 587-3822.

ARENA FLOOR

The Arena floor has 24,650 square feet of column-free space; 290 ft. long by 85 ft. wide, with retractable seating units in one end zone.

UNIFORMS

HOME



ROAD



COURT DESIGN





OWNERSHIP



TOM BENSON

OWNER/CHAIRMAN OF THE BOARD

Tom Benson became Owner of the New Orleans Pelicans on June 15, 2012 when the National Basketball Association's Board of Governors approved his purchase of the team. In conjunction with the finalization of the transaction, the franchise's lease extension was approved by the State of Louisiana, keeping the Pelicans in New Orleans for the long-term. In addition, NBA Commissioner David Stern announced that New Orleans will be the host for the 2014 NBA All-Star Weekend.

The finalization of the sale came on the heels of New Orleans winning the NBA Draft Lottery and receiving the first overall pick, as well as the tenth overall pick, in the 2012 NBA Draft. In addition to the selection of Anthony Davis with the first overall pick and Austin Rivers with the tenth

overall pick, Mr. Benson continues to provide the necessary resources to build momentum and excitement heading into the 2013-14 season.

On January 24, 2013, Mr. Benson announced that the formerly-known Hornets would be renamed the Pelicans at the conclusion of the 2012-13 season. Mr. Benson's ambition was to rename the team in a way that represents the culture and resolve of the Gulf Coast region while also symbolizing Louisiana's most pressing initiative of coastal restoration and wildlife conservation. The Pelican symbolizes the determination to not only survive, but thrive even when the odds are stacked against them as our region has demonstrated over and over.

Upon taking ownership of the New Orleans Saints, Mr. Benson was confident that he would one day bring a championship to his hometown. That aspiration came to fruition on February 7, 2010 when the Saints defeated the Indianapolis Colts, 31-17, in Super Bowl XLIV in Miami, Fla.

The Saints' successful march to the National Football League's Championship level has been the crown jewel of many highlights that the franchise has experienced both on and off the field since 2006. This period, featuring the Super Bowl title, two NFC Championship appearances, three division championships and four playoff berths, combined with a commitment to rebuild and enhance the Gulf South region, has embodied the testament and realization of the principles that Mr. Benson has instilled in the Saints' organization throughout his 28 years of team ownership.

The essential qualities and directives of Mr. Benson's tenure as Owner of the Saints have been unadorned – direct all of his efforts and resources towards bringing the fans what have been consistently new levels of success on the football field, all the while supporting his hometown and the entire region by investing in the community. Mr. Benson has understood since purchasing the club in 1985 that the Saints are part of the fabric of the Gulf South: a cornerstone of the region economically and he has made them a leader in charitable causes.

Mr. Benson's tenure of ownership has been a period defined by historic advancements in successes, whether it be measured by victories, playoff appearances, Mercedes-Benz Superdome attendance figures, national television coverage, positive economic impacts both locally and regionally, as well as serving as one of the most philanthropic and charitable citizens in the city's rich and colorful history.

During his ownership and leadership of the Saints, Mr. Benson has helped drive the evolution of the team's legion of fans support that reached new heights with the Mercedes-Benz Superdome being sold-out on a season ticket basis for every campaign since 2006, with a waiting list of over 73,000 people. By the end of the 2013 season, the consecutive sellout streak will extend to at least 81 games.

These supporters turned out in record numbers to welcome the Saints home from their Super Bowl victory for a downtown New Orleans parade that exceeded 800,000 spectators.

While his work within the organization and the Saints' turnaround is well documented, his efforts have also paid dividends for the city and the surrounding area.

During his ownership tenure, the city has hosted five Super Bowls, including Super Bowl XLVII, which was played on February 3, 2013, following a vote by NFL owners after Mr. Benson directed a successful campaign during the annual league meetings in May, 2009. He's been the driving force behind each campaign to secure the contest, and made this latest accomplishment his top priority in an effort to present the recovery of New Orleans on an international level. Each Super Bowl has been an economic windfall, the most recent totaling \$480 million, not to mention the exposure and charitable contributions the NFL makes during Super Bowl week with an impact extending for generations.

Mr. Benson has made the objectives of success, support and investment in the region not only his personal direction daily, but the core values of the entire organization. Not surprisingly, success has followed, both on the field and off. When he purchased the team, the Saints entered the most compelling and memorable period in franchise history. Prior to his arrival, the club's fans had never enjoyed a winning record, celebrated a division title or experienced the thrill of playoff victories.

But Mr. Benson's impact was immediate. Two years after assuming the reins of the organization, the Saints hosted their first playoff contest. After multiple winning seasons, playoff berths and division titles since, the franchise has reached new heights, topped by the Super Bowl title.

His dedication to the Gulf South region has been among Mr. Benson's most rewarding endeavors. Since 2005, the New Orleans native has positioned the Saints as a leader in the recovery of the region in the wake of Hurricane Katrina, the worst natural disaster in our nation's history. The club was among the first major businesses to return to New Orleans, and in 2006 had a thrilling season that became an inspiration for a region on the mend. In 2010, through his leadership, the club established the Saints Gulf Coast Renewal Fund, which has raised over \$1.5 million through raffles of a Super Bowl XLIV championship ring and Saints and Pelicans gameday experiences to help benefit the response to natural disasters such as the oil spill in the Gulf of Mexico and Hurricane Isaac.

Recently, over one million dollars have been distributed to deserving charities, such as the local chapters of the Second Harvest Food Bank and Catholic Charities, to help provide support to those affected. The efforts of the organization have continued to lift the community, with the team serving as an economic engine and a pacesetter in philanthropic contributions.

Under Mr. Benson's guidance, the Saints have been a focal point for healing and restoration – annually putting \$15 million in charitable contributions, goods and services back into the Gulf South and Greater New Orleans Area. His pledge of the club's commitment to the region was firm and lasting, with his focus on building a stronger and more unified city. It's a direction that continues to evolve and expand.

Some of Mr. Benson's most ambitious projects to date have occurred in New Orleans' Central Business District, directly adjoining the Mercedes-Benz Superdome, starting with his 2009 purchase of the formerly vacant and blighted Dominion Tower. As part of the agreement, Benson and his family also purchased the unoccupied New Orleans Centre. The two important commercial spaces, which were vacant since Katrina struck the Gulf Coast in 2005, have returned the CBD into a more vibrant and viable sector of New Orleans and revitalized an area that was largely ignored for four years. The newly renovated Benson Tower has served as a boon to this important business corridor, while "Champions Square", which made its debut in 2010 adjacent to the former mall, is continually being developed and enhanced with the ultimate objective of producing a world-class sports and entertainment destination.

Mr. Benson's economic investment plan, which included 2009 agreements on both a private and public level, has revitalized the Mercedes-Benz Superdome area, and the agreement with the state included a dramatic modernization of the stadium which was completed in 2011. Following the debut of the renovations, the Saints, under Mr. Benson's leadership, and Mercedes-Benz USA reached a 10-year agreement to rename the facility the "Mercedes-Benz Superdome." The stadium upgrades and rebranding with his help include a legion of new enhancements that have significantly improved the fan experience for all events at the Mercedes-Benz Superdome and kept the building competitive with new facilities across the country.

Since its opening in 1996, Mr. Benson has strived to keep the club's practice facility in Metairie among the NFL's elite. In 2003, an indoor practice facility and cafeteria were constructed, along with significant upgrades to the team's locker room, training room and weight room. Significant expansions and a remodeling in 2012 and 2013, assured that the facilities would remain at the top level of professional sports teams, while housing the full capabilities of two major league sports clubs.

Mr. Benson's vision of what an NFL club should be off the field – proactive, with a positive impact on the prosperity of the community and the charities that support the less fortunate – has been the determining factor of the Saints' approach.

The Saints' Owner has not only reached out by supporting charities, but also by recognizing that the future of the area's economy depends on keeping major businesses and employers in the Gulf South locally-owned. His philosophy is to rebuild the economy by developing the infrastructure of the region from the inside, and Mr. Benson has made two other large investments in the city's future, encouraging a number of other businesses to follow his example.

In 2008, he purchased WVUE, making FOX-8 the only network-affiliated television station in the New Orleans market that is wholly locally owned. After researching the trends of the media industry, Mr. Benson discovered television stations have increasingly become parts of national media conglomerates, and his focus remains on keeping Louisiana businesses owned by those with ties to the state.

In June 2012, Mr. Benson continued his commitment to the Gulf South by purchasing the NBA Hornets franchise, which was successfully rebranded as the Pelicans. His objectives in ownership of the basketball team are the same as his stewardship of the Saints: to produce a team on-the-court that will compete for championships every year, while making a significant positive impact off-the-court in the community.

Since 2006 – when New Orleans captured the nation's imagination by winning the NFC South and advancing further into the postseason than ever before – the Saints have been symbolic of the region's resolve and grit, though Benson, as usual, chooses to work quietly in the background.

His tenure as Owner has been defined by honesty, dedication, loyalty and commitment to the city, region, Saints and the NFL. When Mr. Benson initially became interested in purchasing the club in 1985, he was motivated by the threat of out-of-town investors planning to move the club from New Orleans. He was certainly a fan of the game and the Saints, but the sport had yet to become one of his passions.

As one of the area's top businessmen, Mr. Benson recognized the importance of the team to the region and immediately spearheaded the effort to keep the Saints. But unlike others at the time, it wasn't just an emotional plea. He pooled all of his resources, purchased the club in 1985 and preserved the Saints for the team's legion of fans across the area. And the once-rampant speculation that the club was moving immediately ceased.

While Mr. Benson's initial motivation for purchasing the team was to ensure it did not leave New Orleans, all of the Saints' best seasons have come since his arrival, and his goal remains for the club to rank among the most admired franchises in all of sports, a feat that took a monumental step forward with the Saints' first-ever NFC and NFL championships in 2009 and their continued success.

Following the 2009 season, ESPN the Magazine ranked the Saints first among professional sports organizations, based on several criteria. Benson's significant contributions in the sports, business and charitable arenas have been recognized by several honors. Since becoming involved with the Saints, his accomplishments have been recognized through his induction into the Saints Hall of Fame (2012), the Junior Achievement Business Hall of Fame (Greater New Orleans chapter – 2013), the San Antonio Business Hall of Fame (2011) and the Texas Business Hall of Fame (2007). In August of 2010, he served as the presenter for Rickey Jackson's induction into the Pro Football Hall of Fame.

So perhaps the Saints' successes in the years since were to be expected. Football was a new business for Mr. Benson when he arrived on the scene, but he was a quick learner and followed his lifelong professional philosophy of finding the right people and giving them the freedom to handle their responsibilities.

Mr. Benson also immediately emerged as one of the most trusted and valued figures in the league. He has played a key role in many capacities, including serving three stints as Chairman of the Finance Committee, one of the league's most difficult, time-consuming and influential positions, his most recent term ending in 2013. The assignment is evidence of the respect and esteem in which successive NFL commissioners and his fellow NFL owners hold him.

Community involvement has been the hallmark of the Benson era since he became the Owner of the team, and because of those efforts the World Sports Humanitarian Hall of Fame has twice recognized the club as one of the five most charitable professional organizations. Benson was selected by the Volunteers of America as the winner of its annual Good Samaritan Award in Philanthropy in recognition of his work in the wake of Hurricane Katrina. In 2010, he was honored by Loyola University with the school's Integritas Vitae Award, the New Orleans school's highest honor. The award is annually presented to an individual who exemplifies the qualities Loyola seeks to instill in its students. The recipient is chosen for displaying high moral character and selfless service, without expectation of material reward or public recognition, and adhering to the principles of honesty, integrity, justice and the preservation of human dignity. In addition, Mr. Benson was honored by the New Orleans chapter of CRIMESTOPPERS with the James J. Coleman Corporate Partner Award for his continued support of the national non-profit organization that works with law enforcement agencies in their work to identify and apprehend criminals.

For his humanitarian and philanthropic endeavors that have positively affected the lives of so many individuals and groups, Mr. Benson was honored in 2012 by the Catholic Church with an Oblate Doctor of Human Letters (to a person who has achieved the human purpose for which Divine Providence Placed Him on Earth) certificate that honors his "realities of the most noble of human endeavors, weighted by criteria arising from the deepest human values." The certificate also honors "excellence in the area of life where excellence makes the most difference," and further cites his "attributes and accomplishments that come closest to what God would be interested in honoring." In 2012, Mr. Benson and his wife, the former Gayle Marie LaJaunie, a fellow native of New Orleans, received from Pope Benedict XVI the Pro Ecclesia et Pontifice award – for outstanding service to the Church and the Pontiff, the highest Papal award granted to a lay person.

Mr. and Mrs. Benson are also personally involved in several charitable endeavors, including supporting local and regional causes. Mr. and Mrs. Benson have also funded the building of a football stadium located on the University of Incarnate Word Campus, known as Gayle and Tom Benson Field. The school's team took to the field for the first

time in 2009 and will continue to grow and build their foundation with Benson's unwavering support. In addition, the Benson family also established an endowment fund at Central Catholic High School in San Antonio that is dedicated to the memory of the late Robert Carter Benson, who graduated from the school in 1962. Tom Benson also donated the Benson Memorial Library at Central Catholic. In 2012, Mr. and Mrs. Benson established the Brother Nicholas, S.C. Building Endowment to support Brother Martin High School (formerly St. Aloysius, from where he graduated). In 1986, his alma mater honored Mr. Benson as their Alumnus of the Year. Educated at Loyola University New Orleans, Mr. Benson has made a pledge for the construction of a new Jesuit Center in 2010, contributed to the creation of the Jesuit Social Research Institute in 2008 and helped fund the first phase of construction of a chemistry wing in 1999. In recognition of their longstanding support of Catholic education, Mr. and Mrs. Benson received the St. Elizabeth Ann Seton Award from the National Catholic Educational Association in 2010. In March, 2012 they were inducted by Tulane University into the Paul Tulane Society, recognizing their significant generosity to the school. In supporting the school's construction of an on-campus stadium, the Green Wave will start playing on "Benson Field" in 2014.

A cancer survivor, Mr. Benson has also worked closely with the Ochsner Foundation Hospital in New Orleans with the Establishment of the Tom and Gayle Benson Cancer Center, a \$20-million treatment complex.

In 1945, Mr. Benson served in the Navy aboard the U.S.S. South Dakota and has remained particularly close to this branch of the armed forces. He is the only enlisted man to serve on the Board of Trustees of the Pensacola Naval Museum and has been honored with an award from the crew of the submarine U.S.S. Louisiana. In 2007, Mr. Benson was honored by the U.S. Navy Memorial with the Lone Sailor Award, presented to those who exemplify the core values of honor, courage and commitment. In 2009, Benson was presented with U.S. Army's Army Strong Award in recognition for his position in the community while demonstrating leadership and Army Values on a daily basis.

A leading advocate for the National World War II Memorial in Washington D.C., Mr. Benson was also a major contributor and past director of The National D-Day Museum in New Orleans, with his pledges helping fund the Pacific Exhibit Grand Opening and the Midway Theater. In 2011, he was among five NFL owners honored with an American Spirit Award by the museum for service in the war.

BENSON COMMUNITY SERVICE

Tom Benson's greatest impact over the last 28 years has been in the community, and the club's charitable involvement has been among his most rewarding endeavors personally since 1985. He realized immediately the Saints could be more than just a football team to the region, and that the club's players, coaches and staff were pacesetters when it came to volunteerism, involvement, donations and charitable outreach.

As a corporate citizen, the Saints annually put millions of dollars back into the community in financial support, in-kind donations, charitable appearances and the donation of goods and services – not to mention the club's critical role in economic impact and development.

Benson and the Saints have been honored repeatedly during his years as Owner for the support and care of charitable and civic causes, including the Volunteers of America selecting him as the winner of the annual Good Samaritan Award in Philanthropy in 2008. In 2010, Benson was awarded Loyola University of New Orleans' highest honor as the recipient of the Integritas Vitae Award, given to an individual who exemplifies a commitment to community service.

Mr. Benson and his family have helped raise over \$2.5 million for community causes through the Saints Hurricane Katrina and Gulf Coast Renewal funds.

Annually, the club has also partnered with local youth-oriented charities such as the Boys & Girls Clubs, Special Olympics, Boy and Girl Scouts of America and the United Way to reach as many children as possible. And over 45 foundations and agencies receive monetary donations from the Saints each year – organizations as diverse as Make-A-Wish Foundation, the American Heart Association, the United Negro College Fund, Habitat For Humanity, the New Orleans Police and Justice Foundation, the Second Harvest Food Bank and Catholic Charities.

In addition to consistently supporting charities, Mr. Benson has also been a leading advocate for New Orleans and the Gulf South. He lends his support in attracting new events to the city, and the club has worked in conjunction with the Greater New Orleans Sports Foundation and other local entities to bid and receive the 2012 NCAA Men's Final Four Basketball Championship and the 2013 Women's Final Four.

Upon the announcement of his purchase of the recently renamed New Orleans Pelicans franchise in the spring of 2012, the city was awarded the 2014 NBA All-Star Game.

New Orleans' leading advocate of the successful bid to host Super Bowl XLVII, which was played in the Mercedes-Benz Superdome on February 3, 2013. Benson remains committed to work on behalf of the city to land future Super Bowls, because of the financial impact and positive global exposure they are able to shed on the city and the state.

BENSON MILESTONES



1985: Ownership of the Saints officially transferred to Tom Benson on May 31 and he becomes managing general partner of the club.

1986: The Benson influence begins as the owner puts his management team in charge of the franchise, hiring Jim Finks as president/general manager and Jim Mora as head coach.

1987: The Saints post a franchise-best 12-3 record—including victories in the final nine contests—and make the playoffs for the first time.

1988: The Saints finish 10-6, posting a double-digit victory total again and achieving consecutive winning seasons for the first time.

1989: Mr. Benson appointed Chairman of the league's most influential group, the NFL Finance Committee, a position he kept for three separate stints, before most recently stepping down in 2013.

1990: After winning six of their last nine games, the Saints earn their second playoff appearance by finishing second in the NFC West.

1991: New Orleans clinched its first division championship with an 11-5 record and capture the NFC West.

1992: The Saints post a 12-4 record and host a playoff game for the second-straight year. Mr. Benson assumes sole ownership of the club.

1993: The Saints finish second in the NFC West, with the club recording its seventh-straight non-losing season.

1996: Marking a first for the organization, the coaches, players and staff are housed under one roof with the opening of the team's state-of-the-art facility in Metairie.


2000: New Orleans wins the NFC West with a 10-6 record. The Saints win their first playoff game, a 31-28 thriller over St. Louis in the Superdome.

2002: The city hosts its fourth Super Bowl during Mr. Benson's tenure as owner. Mr. Benson promotes Mickey Loomis to general manager of football operations.

2003: Mr. Benson again appointed Chairman of the Finance Committee; Construction of new indoor practice facility and other improvements are finished before training camp, as the club holds camp in Metairie for the first time in franchise history.

2005: After Hurricane Katrina ravaged the Gulf South on the verge of the NFL's opening weekend, Benson was forced to move the club's entire operation. Under his leadership, the Saints were able to continue the season, including holding four games in Baton Rouge. The club established the Hurricane Katrina Relief Fund, raising over \$1 million.

2006: The team returns to Louisiana, with Mr. Benson positioning the club as an emblem of the state's resolve and determination in rebuilding. The Saints—selling out on a season-ticket basis for the first time—win the NFC South title under the guidance of new head coach Sean Payton and the spark of free agent acquisition Drew Brees, finishing at 10-6. The victory total included a memorable, 23-3 win over Atlanta in the reopening of the Superdome. The team advanced to the NFC Championship



for the first time in franchise history. Payton and Loomis were consensus choices for the NFL Coach of the Year and NFL Executive of the Year awards respectively.

2008: Mr. Benson purchases WVUE, making FOX-8 the only network-affiliated television station in the New Orleans market that is wholly locally owned. The Saints defeat the San Diego Chargers at London's Wembley Stadium, playing in their first regular season game outside the United States.

2009: In what Mr. Benson considers part of his legacy in Louisiana, the New Orleans native reaches an agreement with the state through 2025 that will create a new Sports Development District downtown, including a completely renovated Mercedes-Benz Superdome. The Benson family purchased and redeveloped two properties—each adjacent to the Superdome—an economic windfall for the region without any new taxes. New Orleans is selected by the NFL to host Super Bowl XLVII, to be played on February 3, 2013, with Mr. Benson serving as the city's leading advocate in the campaign. It is the fifth time New Orleans will host the Super Bowl since he's owned the club. On the field, the Saints enjoy their most successful season in franchise history. New Orleans sets a club record for victories with a 13-3 regular season, capturing the NFC South title. The Saints then hosted the NFC Championship game for the first time and advance to their first Super Bowl with a 31-28 overtime victory over the Minnesota Vikings on January 24, 2010. New Orleans then defeated the Indianapolis Colts, 31-17, on February 7, 2010, in Super Bowl XLIV at Sun Life Stadium in South Florida to give the Saints their first-ever NFL title.

2010: Sparked by a six game winning streak, the Saints finish 11-5 and qualify for the playoffs, making back-to-back postseason appearances for the first time since 1992.

2011: The club's completely renovated stadium makes its debut as the Mercedes-Benz Superdome, following a 10-year naming rights and sponsorship agreement with the automaker. The Saints enjoy an eight-game winning streak to end the regular season and finish 13-3, capturing their second NFC South title in three seasons. The team sets the NFL single-season record for total net yardage, while Brees and RB Darren Sproles set the NFL's single-season passing yardage and all-purpose yardage records.

2012: Continuing his longstanding commitment to the Gulf South region and the City of New Orleans, Mr. Benson agrees to purchase the National Basketball Association's New Orleans Pelicans. The Saints practice facility undergoes a multimillion dollar renovation and expansion, which will house both the NFL and NBA clubs under one roof. Brees sets an NFL record that stood since 1960, as he threw a touchdown pass in 54 consecutive games.

2013: The city of New Orleans hosts Super Bowl XLVII on February 3, the 10th time the Crescent City has hosted the league's championship game (tied for first with South Florida) and the fifth time during Mr. Benson's ownership tenure.



RITA BENSON LEBLANC

OWNER/VICE CHAIRMAN OF THE BOARD

As Owner/Vice Chairman of the Board of the New Orleans Saints and Pelicans, Rita Benson LeBlanc has served as a catalyst for New Orleans distinguishing itself as one of the most unique host cities in the world for major events.

LeBlanc is the teams' representative for the NFL and NBA Ownership meetings and has represented the Saints since 1997 at NFL Ownership meetings, where she chairs the Employee Benefits and serves on the International Owner committees. LeBlanc's concentration is focused on the overall brand, financial and civic impact of the Saints and Pelicans in New Orleans, regionally and on an international level. Through relationships and collaborations with community partners, LeBlanc has

led the organizations as host of multiple Super Bowl games, as well as in landing the 2014 NBA All-Star Weekend.

As a member of Super Bowl XLVII's New Orleans Host Committee, LeBlanc worked closely with the Greater New Orleans Sports Foundation to execute the week's festivities. Super Bowl XLVII produced a \$480 million net impact for the region as it welcomed over 100,000 football fans and a record-breaking 5,200 media professionals to the city. Throughout the weekend, LeBlanc and Saints players participated in over 30 community service events, including the NFL's Super Saturday of Service, NFL Play 60 events and green initiatives highlighted by the planting of 7,000 trees around the city.

In addition to taking an active leadership role in New Orleans' opportunities as a host city, LeBlanc has also worked to recruit new businesses and expand economic development by serving on the boards of the Business Council of New Orleans and the River Region, Greater New Orleans Inc. and the New Orleans Business Alliance. She previously served on New Orleans Mayor Mitch Landrieu's Economic Development Task Force. LeBlanc is actively involved in hosting site selection groups to explore growth in the greater New Orleans region and the state of Louisiana to promote multi-sector growth to the overall state economy.

Upon purchasing the city's NBA franchise, LeBlanc played a key role in the development of the new brand identity, logos and color scheme for the re-named New Orleans Pelicans. The Pelican is more than a nickname for the franchise, as it represents the culture and resolve of the Gulf Coast region while also symbolizing Louisiana's most pressing initiative of coastal restoration and wildlife conservation.

After overseeing the Saints' sales and marketing efforts, community affairs, youth programs initiatives, game day entertainment and stadium operations for seven years, in 2012, LeBlanc's duties expanded to include management for Zelia LLC, which includes properties such as Benson Tower, Champions Square and various interests. She also works with her mother and brother overseeing other ventures in automotive, real estate, banking and multi-media platforms, including FOX 8 (WVUE). LeBlanc led the renovation of Benson Tower, a 26-story building with over 480,000 square feet of office space, with the vision of utilizing energy-efficient and environmentally-friendly materials. Following completion, the property became the first high-rise building in New Orleans to be awarded LEED (Leadership in Energy and Environmental Design) status.

In 2009, the Benson family displayed their unwavering commitment to the future success of the franchise and region through a partnership with the State of Louisiana that continued the club's commitment to the state through 2025. As a result of the agreement, the Mercedes-Benz Superdome underwent extensive renovations and upgrades to make it a world-class facility for Saints fans and visitors. Following the debut of the renovations in 2011, the club reached a ten-year agreement with Mercedes-Benz USA to rename the facility the Mercedes-Benz Superdome. The team's renovated stadium, combined with its recently renovated and expanded team headquarters in Metairie, are both among the finest facilities in professional sports.

Further leading the rejuvenation of the city's Poydras Corridor and CBD is the redevelopment of a former mall into Champions Square, a unique sports and entertainment complex adjacent to the Mercedes-Benz Superdome. Champions Square, a partnership between the State of Louisiana and Zelia LLC, has been instrumental in helping secure premier sporting events for New Orleans since its debut. LeBlanc also serves on the Board of Directors for the Louisiana Media Company, which includes WVUE FOX-8, the only locally-owned television station in New Orleans. In addition, she was recently appointed to serve on the board of directors for the Louisiana Film and Entertainment Association, an organization that was created to promote and protect the entertainment industry in the State of Louisiana.

LeBlanc has been a driving force behind the club's success, both on and off the field. In 2006, the team achieved

its first full season ticket sellout prior to the start of the season. Since then, all 71 games played at the Mercedes-Benz Superdome have been filled on a season ticket basis. This success, fueled by innovative restructuring of ticket prices and categories, has resulted in a season ticket waiting list of over 73,000 fans. In addition, every luxury suite has been leased since 2008 while Saints merchandise has consistently been one of the top selling lines in the NFL. On the field, the Saints have compiled a 74-46 overall record since 2006, appeared in the playoffs four times and won Super Bowl XLIV.

Her leadership role with the franchise and in the local community has been evident, as she's played a critical role in helping build the Saints into a championship franchise and one that was voted by ESPN The Magazine in 2010 as "the best organization in professional sports."

LeBlanc has also been recognized for her standing in the sports industry by Street and Smith's Sports Business Journal's "40 Under 40" three times (2007, 2008 and 2011), honoring the 40 most influential sports executives under the age of 40, recently being named to the "40 Under 40" Hall of Fame. In 2008, she was honored for her leadership of the Saints during and after Katrina and the organization's rise to national and international prominence as one of three selected by vote for W.I.S.E.'s (Women in Sports and Events) "Women of the Year" and also was awarded the inaugural "Changing Louisiana Award" by then-Louisiana Lt. Governor Mitch Landrieu for her volunteerism and social entrepreneurship on behalf of the state.

Fostering the rejuvenated spirit of the city of New Orleans and the Gulf Coast region, LeBlanc implements collaboration not only on the Saints' and Pelicans' behalf but also on a multitude of civic, cultural and philanthropic levels through her passion for the city she calls home. She was a key figure behind an initiative in 2010, in which the club raffled off a Super Bowl XLIV ring to raise over \$1.5 million, which was distributed to those most affected by the Gulf of Mexico oil spill. Following Hurricane Isaac in September of 2012, LeBlanc led both organizations in fundraising \$25,000 each to local chapters of the Second Harvest Food Bank and Catholic Charities.

LeBlanc oversees more than \$7 million in annual charitable contributions, goods and services donated by the Saints to serve New Orleans and the entire region. Serving the needs of a community devastated by Hurricane Katrina has been a priority. In the immediate days following the storm, LeBlanc helped establish the Saints Hurricane Katrina Relief Fund, which raised over \$1 million to assist the citizens of the Gulf South. Over 5,000 charities, schools, churches, foundations and festivals receive in-kind donations from the club annually.

Another longstanding part of the club's community initiatives has been with one of the NFL's most comprehensive commitments to youth football. LeBlanc's close working relationship with the league office has proved to be beneficial in securing league grants and programs that benefit Gulf South youth and charitable initiatives. Since 2006, the Saints have distributed over \$2 million dollars to high school and youth football organizations.

A graduate of Texas A&M University with a B.S. in Agribusiness, LeBlanc also received a certificate in International Business from the Lowry Mays School of Business. She attended Stanford University's Executive Education Graduate School of Business in 2004 as part of the NFL's Managers Program's inaugural class, and, in 2013, earned a certificate in the Global Business of Sports from Georgetown University's McDonough School of Business.

In her spare time, LeBlanc has displayed her adventurous spirit by recently rappelling down the 26-story Benson Tower for the Special Olympics.



DENNIS LAUSCHA

PRESIDENT

Dennis Lauscha was named President of the New Orleans Pelicans in June, 2012, after serving as the lead negotiator for Owner/Chairman of the Board Tom Benson's purchase of the team. Lauscha, who serves the same role with the New Orleans Saints, oversees the club's financial operations and government affairs as well as its marketing, ticket and suite sales, legal, stadium, community affairs, human resources, information technology and facilities departments. He's also one of the club's representatives at NBA Board of Governors meetings and NFL Owners' Meetings.

Entering his 16th season with the Saints, Lauscha has held several positions and responsibilities with the team, most recently as executive vice president/chief financial officer from 2009-12. In addition to his duties

with the Saints and Pelicans, the New Orleans native maintains multiple roles within other holdings of Benson, maintaining a role in the management and on the Board of New Orleans FOX affiliate WVUE-TV, and Zelia, LLC.

Lauscha was promoted to executive vice president in May, 2009, after serving as senior vice president from 2006-09, and first being named a vice president after joining the Saints as chief financial officer in 1998. He's a key member of the team that actively pursues future NBA All-Star Games and Super Bowls for the City of New Orleans – and was instrumental in landing Super Bowl XLVII, which was played on February 3, 2013 at the Mercedes-Benz Superdome.

Lauscha was part of the Saints' contingent that negotiated the agreement with Louisiana Governor Bobby Jindal on a partnership that continues the club's commitment to the state through 2025. The deal included the Benson family purchasing and redeveloping the former New Orleans Centre, which has been transformed into Champions Square, and Benson Tower property adjacent to the Mercedes-Benz Superdome. As a result of the agreement, the Mercedes-Benz Superdome underwent extensive renovations and improvements that have transformed the iconic home of the Saints into one of the most advanced stadiums in the country.

The innovative agreement has dramatically modernized the team's playing facility, revitalized the area around the stadium and has generated revenue for the state without any new taxes for citizens. In 2011, Lauscha also played a key role in finalizing a ground-breaking 10-year stadium naming rights and sponsorship agreement with Mercedes-Benz USA. In 2008, he was also a primary member of the negotiating team during the purchase of WVUE, and has since helped steward the station's growth in the New Orleans market.

Lauscha was instrumental in the 2003 expansion of the Saints training facility and over the past two years, he has overseen an extensive renovation and expansion of the club's main facility and administrative offices for both the Saints and Pelicans, while directing the construction of a practice facility for the basketball team. In September 2013, both clubs will be housed to full capabilities on the same site, featuring some of the top facilities in professional sports.

Lauscha has been involved with numerous league-wide initiatives, including an NFL working committee for league financial reporting and a working committee for disaster preparedness. He has also completed the NFL Managers Program at Stanford University's Executive Education Graduate School of Business.

Active throughout the community, Lauscha currently sits on the Visiting Committee of the Loyola University School of Business, as a member the NBA's Team Advisory Council of Presidents, the NBA All-Star Game Host Committee, Stuart Hall School Board of Trustees and on the Louisiana Museum Foundation Board. Lauscha has completed terms as board president of the Preservation Resource Center, president of the regional chapter of the Boy Scouts of America and as a member of New Orleans Mayor Mitch Landrieu's Blight Transition New Orleans Task Force and of the Super Bowl XLVII Host Committee.

His dealings with the Saints, state officials and local organizations have provided an opportunity for community involvement. His professional and charitable work was recognized by New Orleans CityBusiness when Lauscha was selected as one of the 40 Most Influential Members of the Community. The honor is bestowed on those who are laying the groundwork for a better city. In 2010, he was named the Alumnus of the Year by Loyola University of New Orleans' College of Business and also was named to the 2010 Class of Role Models by the Young Leadership Council, recognizing his commitment and contributions to the enhancement of the community.

After graduating from Jesuit High School, Lauscha graduated from the University of Alabama with a bachelor's degree in business. He has also received a master's of business administration from Loyola University in New Orleans and is a licensed Certified Public Accountant. Prior to joining the Saints, Lauscha worked as the club's auditor for four years while working for a national accounting firm.

BOARD OF DIRECTORS



TOM BENSON

Mr. Benson is the Chairman of the Pelicans and Saints Board of Directors that includes:



RITA BENSON LEBLANC

LeBlanc is the Owner/Vice Chairman of the Pelicans and Saints Board of Directors, where in addition to her duties with the teams, she also holds management responsibilities for Zelia LLC, which includes properties such as Benson Tower and Champions Square, as well as representing the Benson family's various interests in automotive, real estate, banking and multi-media platforms including FOX 8 (WVUE). She also represents the club at NFL Ownership Meetings and has made the rebuilding of the Gulf South following several natural disasters a priority of the organization.



RENEE BENSON

Renee Benson is the Owner/President of Renson Enterprises, LLC., and a member of the Board of Directors of the Lone Star Capital Bank, NA, both located in San Antonio, Texas. She is also the Owner/President of Uptown Blanco Arts & Entertainment, LLC, located in the heart of downtown Blanco, Texas. Benson is active in numerous philanthropic and professional organizations.



RYAN LEBLANC

Ryan LeBlanc is responsible for overseeing Benson Farm and Ranch in Johnson City, Texas, a position he has held since 2002. He has been affiliated with the Benson automotive dealerships and currently monitors the general Texas operations. LeBlanc has served on the Board of Directors of Lone Star Capital Bank since 2007. He has been a member of the New Orleans Saints Board of Directors since 2006.



DENNIS LAUSCHA

Lauscha was named team President in 2012 and oversees the Pelicans financial operations and government affairs as well as its marketing, ticket and suite sales, legal, stadium, community affairs, human resources, information technology and facilities departments. Lauscha served as the lead negotiator for Mr. Benson's purchase of the Pelicans in 2012.

BOARD OF DIRECTORS



MICKEY LOOMIS

Mickey Loomis was named Executive Vice President of the New Orleans Pelicans in June, 2012, overseeing the basketball operations of the club. Loomis is also the Executive Vice President/General Manager of the New Orleans Saints, responsible for the club's entire football operations, entering his 12th season in his current position and 14th with the franchise.



TOM RODDY

Born in Houma, La., Roddy has a long association with Mr. Benson in both the banking and automotive businesses. He has overseen the day-to-day operations of Benson Management Company as well as Benson Financial Corp. Roddy has also been a member of the Owner's search teams for key hires by the club in the past. Currently, he is the CEO of Renson Enterprises, LLC.



STANLEY ROSENBERG

One of Tom Benson's most trusted advisers, Rosenberg has been an associate of the Owner's for over 40 years. In addition to his role as Mr. Benson's attorney, Rosenberg has assisted in representing the club in negotiations with the state and has offered experienced counsel in the selection of the Saints' key hires since 1985. Rosenberg played a key role in the Saints' 2009 long-term partnership with the state that includes Mr. Benson and his family purchasing the former New Orleans Centre, which has been converted into Champions Square, the renamed Benson Tower office building and a dramatic modernization of the Mercedes-Benz Superdome.

EXECUTIVE STAFF



JENNIE GUARISCO
Executive Assistant
to the Owner/Chairman
of the Board



MELISSA MANWARING
Administrative Assistant
to the Owner/Chairman of
the Board



RODNEY HENRY
Personal Assistant
to the Owner/Chairman of
the Board



JEANNE BROWN
Executive Assistant to the
President



ADMINISTRATION



BEN HALES

SENIOR VICE PRESIDENT OF MARKETING & BUSINESS DEVELOPMENT

Ben Hales was named Senior Vice President of Marketing and Business Development for the New Orleans Saints and New Orleans Pelicans in June of 2012. Hales, who enters his 14th season with the Saints and second with the Pelicans, spent seven seasons as the team's Vice President of Marketing and Business Development. In his new role, Hales will oversee marketing initiatives for both the Saints and Pelicans.

On a daily basis, Hales directs the Saints' marketing and creative efforts, as well as community initiatives and game and event presentation. He's also intricately involved in both clubs' critical planning of short-term and long-range marketing efforts. Hales' duties also entail stadium operations

at the Mercedes-Benz Superdome, corporate and broadcasting partnerships, promotions, advertising, special events and youth programs.

During the 2012-13 NBA season, the Hornets franchise announced that they would re-brand following the season and become the New Orleans Pelicans. Hales was instrumental in the re-branding efforts from start to finish, helping to first conceptualize the look to represent the Pelicans namesake and leading the planning for the official announcement in January 2013.

In 2011, Hales finalized a ground-breaking ten-year naming rights deal for the stadium with Mercedes-Benz. Throughout his tenure, he has helped create and implement a variety of innovative opportunities for local and national partners to build relationships with the club, including the development of Patron Saints Partners, a premium sponsorship program. Under his direction the club has added a sponsorship and fulfillment department, to ensure corporate partners receive the highest level of service.

The Saints have continued to increase the number and variety of television and radio programs after Hales assumed the role of the club's primary programming negotiator. In addition to three weekly in-season television programs, the Saints now produce numerous specials that have aired on three different local television stations throughout each season.

In 2006, the Saints achieved the first season ticket sellout in team history, a feat the team has equaled each season since then. The club was named the 2006 Marketer of the Year by the American Marketing Association's New Orleans regional chapter and also received the 2007 MAX Award for its 2006 "Winning Is An Attitude" advertising campaign.

Hales joined the Saints in 2000 as a corporate sales account executive. In 2001, he was promoted to corporate sales and broadcasting manager before becoming a director the following year and assuming the responsibilities of business and marketing operations.

Prior to joining the Saints, Hales worked in television advertising in the New Orleans market. In addition to his community efforts on behalf of the team, Hales is a member of the New Orleans City Park Board of Commissioners, the People's Health Champions Selection Committee and served on the Super Bowl XLVII Host Committee Executive Committee.

A native of New Orleans and a longtime Saints terrace and plaza level season ticket holder before joining the club, Hales earned a degree in English from the University of Mississippi in 1996.

MARKETING AND CREATIVE SERVICES



JESSICA RICHARDSON
Senior Director of Marketing



EDDIE COE
Senior Graphic Designer



LEO FREEMAN
Graphic Designer



KEITH CLAVERIE
Creative Services Coordinator



RACHEL GUILLOT
Creative Services Intern

EVENT PRESENTATION



JOSH RICHARDSON
Executive Director of Live Programming & Broadcasting



CRIS QUINTANA
Director of Live Programming & Entertainment



TIM FANGUY
Director of Video Production



ASHLEY DEATON
Dance Team Manager



FRED RUCKERT
Marketing & Broadcast Coordinator



JOVANDA FIELDS
Promotions & Special Events Manager



EDDIE JOHNSON
Promotions & Game Day Operations Manager



JUSTIN BAILEY
Mascot Coordinator



ROBERT BOCAGE
Host



SAMANTHA CARDUCCI
Live Programming & Entertainment Manager



LINDSEY HAGES
Live Programming & Entertainment Coordinator



JAMES CROSBIE
Video Production Manager



CODY DISBENNET
Promotions & Game Day Operations Coordinator



AJ GAULTON
Promotions & Game Day Operations Intern



BEN FALLIN
Motion Graphics/Animator



BEN GILBERT
Production Coordinator



ROBERT BOOTH
Video Production Intern



JUSTIN STOUT
Motion Graphics Intern

COMMUNITY INVESTMENT



JULIE BORSCH
Community Investment Manager



WHITNEY MITCHELL
Community Investment Development Executive



MICHAEL STANFIELD

SENIOR VICE PRESIDENT OF SALES

Michael Stanfield was named Senior Vice President of Sales for the New Orleans Saints and New Orleans Pelicans in June, 2012, overseeing all ticket sales efforts and operations for both franchises.

Entering his 14th season with the Saints and second with the Pelicans, Stanfield is responsible for all of the consumer marketing efforts—directing the sale of season and group tickets, developing sales executives to the next level in their field, supervising the lease of the Superdome and Arena's luxury suites, managing food and beverage for the Arena and Superdome, overseeing the sale of all team merchandise as well as maintaining the club's high standards of customer service and retention.

Since taking over leadership of the Pelicans' ticket sales and merchandising efforts, the organization has seen an increase in season-ticket sales and merchandise sales have seen the second-biggest growth in the NBA.

Under his direction, the Saints have surpassed the majority of the club's ticket sales milestones, including selling out on a season-ticket basis for the first time in franchise history in 2006—a feat that has reached seven-straight seasons. In addition the club has leased every Superdome suite since the beginning of the 2008 season. Saints official merchandise has grown annually into one of the NFL's top sellers. Stanfield also supervises the ticket, suite sales and box office personnel on a daily basis, in addition to serving as the food and beverage service liaison with the Superdome.

Since Stanfield's arrival in 2000, the Saints have sold out every contest in the Superdome but one. Prior to the 2006 season, an innovative season-ticket marketing program fueled the rise of filling the stadium on a season-ticket basis. Fans on all economic levels were reached in an effort to retain existing accounts while cultivating new ones and those efforts have built a waiting list that has continued to grow for season tickets for the first time in franchise history.

In 2011, the team established a single-season regular season attendance record for games played at the Mercedes-Benz Superdome with 584,336 fans attending Saints games.

Stanfield has also helped oversee the institution of a direct mail and email database to generate ticket sales and excitement surrounding the club and initiated other creative promotional campaigns by using the club's ever expanding social and new media platforms. The Saints have also been recognized as one of the top organizations in professional sports for their customer service initiatives and outreach programs, including being named the top professional sports organization by ESPN The Magazine in June 2010.

Stanfield has spearheaded another innovative program unique to the sports industry in launching and supervising an advertising sales staff for WVUE-TV, which was purchased by Saints Owner Tom Benson in 2008.

A veteran of 25 years in the sports industry, Stanfield was promoted to vice president after serving as director of ticket sales and operation services for the Saints from 2000-05. The accomplishments of the Ticket & Suite Sales Department were numerous under Stanfield's direction in his initial six years with the Saints, as the club posted a 36-straight game sellout streak and reached the former club-record of 53,000 season-ticket holders in 2003.

In 2007, Stanfield completed the Stanford Business School's Executive Education NFL-Stanford Program for Managers, an educational program and honor known league-wide as an important training ground for promising executives.

Starting as assistant general manager of the Single A Clinton Giants in 1998, Stanfield was elevated to director of ticket sales for the Detroit Tigers in 1998 where the Major League Baseball club achieved a then-club record for ticket revenue over a two-year span.

Stanfield is on the Board of Directors for the Saints Hall of Fame, a member of the Super Bowl XLVII Host Committee and a member of the National Sports Forum Steering Committee, of which he was named MVP in 2011. Stanfield is a graduate of St. Leo University (Fla.) and he is currently serving on the St. Leo Alumni Board of Directors. A sports industry public speaker, Stanfield has given presentations at many national events. He is also an active speaker at numerous youth foundations and professional groups throughout the Gulf South.

TICKET OPERATIONS



BRYAN ROSS
Senior Director of Ticket
Sales, Service & Operations



MIKE KARCZEWSKI
Ticket Operations
Coordinator



ALEX HAMILTON
Ticket Operations
Manager

NEW BUSINESS DEVELOPMENT SALES



BRIAN BEAN
Senior New Business
Development Executive



ANTHONY BOLZ
Senior New Business
Development Executive



DANE FRANK
Senior New Business
Development Executive



JON GIBSON
Senior New Business
Development Executive



PRESTON HAYDEN
Senior New Business
Development Executive



STACEY YIN
Senior New Business
Development Executive

SEASON TICKET AND PREMIUM SALES



MARC JOHNSON
Director of Sales



TRAVIS BURKETT
Season Ticket Account
Manager



ROB MORGAN
Account Executive



CHRIS WILSON
Account Executive



JAMES COPPA
Senior New Business
Development Executive



ANTHONY PARILLA
Senior New Business
Development Executive



WHITNEY MCKEON
Premium Services
Coordinator

GROUP TICKET SALES



STEFANIE SANDY
Group Sales/Service
Manager



LYNNE FIRMIN
Group Sales
Coordinator



ALEX ALDRICH
Group Sales
Account Executive



DENTON FAERBER
Group Sales
Account Executive



DAVID GARRY
Group Sales
Account Executive



CHRIS GRANGER
Group Sales
Account Executive



JESSE NANTZ
Group Sales
Account Executive



KASIE BANKS
Group Service
Associate



PHILIP BLITCH
Group Service
Associate



ROSE STANGEL
Group Service
Associate

SEASON TICKET SERVICE AND RETENTION



BLAKE SIMON
Season Ticket Service &
Retention Manager



GENA BOUDREAU
Service & Retention
Account Executive



KEVIN FERGUSON
Premium Account
Manager



COURTNEY GROS
Service & Retention
Account Executive



EMILE MOUSSA
Service & Retention
Account Executive



TIM GRYZCH
Service & Retention
Account Executive



**STEPHANIE
HARPSTER**
Service & Retention
Account Executive



COREY NEUBERGER
Service & Retention
Account Executive



ROB SCHOLL
Service & Retention
Account Executive



ANGELA LEON
Administration
Assistant



ED LANG

SENIOR VICE PRESIDENT/CHIEF FINANCIAL OFFICER

Ed Lang was named Senior Vice President/Chief Financial Officer for the New Orleans Saints and New Orleans Pelicans in June 2012.

Entering his second year with the Saints and third with the Pelicans, Lang maintains the financial operations for both clubs, is the principal liaison with all vendors that service them and also oversees several administrative and operations departments. He supervises the human resources, information technology and facilities and grounds departments for both clubs. Lang also has served as the primary contact for the NBA in related matters to his responsibilities since first being named CFO of the Pelicans franchise in 2011.

The Cincinnati, Ohio native came to New Orleans following 13 years with the NHL's Nashville Predators in several different leadership capacities. For his final three years with the club he served as the organization's President of Business Operations after the successful sale of the team to a new ownership group. Lang, who was with the franchise at its inception, began as the organization's Vice President/CFO and was named Executive Vice President of Finance and Administration/CFO in 2005.

Instrumental in assisting the club's founder Craig Leipold in securing the expansion franchise that became the Predators in 1997, Lang was one of the club's first employees, playing an important role in creating the organization's structure and establishing its business operations. He was in charge of all aspects of the Predators operations outside of hockey, including Bridgestone Arena operations and development of the club's long-term plans and goals. He was responsible for the franchise's business operations, which included ticket operations and sales, sponsorship sales, broadcasting, marketing, communications and development, administration and finances.

Prior to joining the Predators, Lang worked for S.C. Johnson and Son in Racine, Wisc. for 12 years. He served in a variety of business and financial capacities, including venture manager for the office of the chairman, financial support manager, North America professional markets; and financial project manager, corporate financial analysis.

In March of 2006, Lang was elected to the board of directors for Johnson Outdoors, a leading global outdoor recreation company. The company designs, manufactures and markets a portfolio of winning, consumer-preferred brands across four categories: watercraft, marine electronics, diving and outdoor equipment.

After moving to Nashville in 1997, Lang became very active in the Middle Tennessee community. He served as Chairman of Nashville's Adventure Science Center in 2008-10, and as a member on numerous boards including the Nashville Convention and Visitors Bureau, the Nashville Downtown Partnership, Make-A-Wish Foundation of Middle Tennessee and the Nashville Predators Foundation.

In 2011, Lang was appointed to the Loyola University School of Business Visiting Committee.

A 1985 Indiana University graduate with a B.S. in finance, Lang received his MBA from Marquette University in 1992. He is an outdoor enthusiast and has competed in numerous triathlons, marathons and cycling events. He also enjoys skiing and mountain climbing.

ACCOUNTING



DIANE NORTH
Controller



TYLER COCEK
Senior Staff Accountant



JACKIE BRUCE
Accounting Specialist



JENNIFER DHIR
Staff Accountant

INFORMATION TECHNOLOGY



JEFF HUFFMAN
Director of Information Technology



JODY BARBIER
Information Technology Manager



CHRISTIAN GREEN
Senior Network & Systems Administrator



KEVIN BREWER
Computer Systems Administrator

HUMAN RESOURCES



PAT MCKINNEY
Executive Director of Human Resources



MARY VINET
Human Resources Generalist

BUSINESS ADMINISTRATION



FRANK DEPIZZO
Director of Operations



JEFF GOSEY
Director of Business Analytics



DAN MCBRIDE
Business Analytics Manager



MIKE KING
Database/Analytics Systems Analyst



DEBBIE BROOKS
Executive Administration Manager



JEAN-PAUL DARDENNE

VICE PRESIDENT OF CORPORATE PARTNERSHIPS

Jean-Paul Dardenne was promoted to Vice President of Corporate Partnerships of the New Orleans Pelicans and New Orleans Saints in July 2012, where he oversees corporate partnerships sales and services for both franchises.

Entering his 18th year in the sports marketing/sponsorship field, Dardenne originally joined the Saints in 2006 as the club's director of corporate partnerships prior to being promoted to senior director of corporate sponsorships in 2011. He played a pivotal role in helping forge a ground-breaking ten-year naming rights deal with Mercedes-Benz for the Mercedes-Benz Superdome. Throughout his tenure, he's helped identify and recruit numerous local and national sponsors for the club, while also supervising the sponsorship and fulfillment department, to ensure the team's corporate partners receive the highest level of service.

Prior to joining the Saints, Dardenne served as the director of sponsor and market development for Royal Caribbean Cruises Ltd from 2004-06 and also has worked with Bruno Event Team and Executive Sports International in various leadership positions in sponsorship and marketing.

A native of South Hadley, Mass., Dardenne earned a Bachelor's degree in Business Management from Springfield College and received his Master's degree in Sports Management from Barry University. Dardenne and his wife Lauren have two children, Jack and Mia.

CORPORATE PARTNERSHIPS SALES



NICOLE HOWERTON
Director of Corporate Partnership Sales



MIKE LEBLANC
Corporate Partnership Account Executive



CHASE ATKINSON
Corporate Partnership Account Executive

CORPORATE PARTNERSHIPS MARKETING



CHASE JONES
Director of Strategic Partnerships



NICOLE BLUM
Partner Activation Specialist



CLAUDE FLOT
Corporate Account Manager



CASEY WALDERMAN
Corporate Account Manager



VICKY NEUMEYER

SENIOR VICE PRESIDENT/GENERAL COUNSEL

Vicky Neumeyer was named Sr. Vice President/General Counsel of the New Orleans Pelicans, in addition to serving the same position for the New Orleans Saints, in June, 2012, overseeing all legal aspects of both franchises.

Providing comprehensive legal consultation and services to the clubs' executive staff and assuring compliance in all of the organizations' business endeavors, Neumeyer has been a key member of the Saints' front office since joining the club in 2000 and was promoted to vice president/general counsel in 2006.

Her responsibilities include drafting key documents—including leases, sponsorship agreements and broadcast contracts—identifying and analyzing legal issues and presenting comprehensive recommendations.

A member of the Louisiana and federal bar associations, prior to joining the Saints, Neumeyer spent over five years as an in-house corporate litigation attorney for Exxon. Previously she served as a judicial clerk for the Supreme Court of Louisiana and was in private practice as a consultant to major corporate clients and law firms.

Neumeyer possesses extensive experience in Sports Law, including antitrust, labor and organizational matters. She also has a comprehensive background in CAD engineering, software development firm drafting, negotiating contracts worldwide, copyrighting and in handling legal business issues.

In 2004, Neumeyer was selected by the Saints to attend the Stanford Business School's Executive Education NFL-Stanford Program for Managers, an educational program and honor known league-wide as an important training ground for promising executives. She has also been invited to speak at several venues, including Harvard Law School, The Sports Lawyer's Association annual conferences, American Bar Association programs, Tulane Law School, and Loyola Law School. She sits on the boards of the Make A Wish Foundation (Texas Gulf Coast and Louisiana) as well as the Sports Lawyers' Association.

After completing her undergraduate work Summa Cum Laude at the University of Wisconsin, Neumeyer earned a Master of Science Degree in Audiology at the school. She graduated with honors from Loyola Law School in 1989 and attained a Master of Law with Distinction with a dual emphasis in Intellectual Property Law and Sports Law in 1998.



BASKETBALL OPERATIONS



MICKEY LOOMIS

EXECUTIVE VICE PRESIDENT/BASKETBALL OPERATIONS

Mickey Loomis was named Executive Vice President of the New Orleans Pelicans in June, 2012, overseeing the basketball operations of the club.

Loomis is also the Executive Vice President/General Manager of the New Orleans Saints, responsible for the club's entire football operations, entering his 12th season in his current position and 14th with the franchise. He is a veteran of over 26 years in the NFL and during his time in New Orleans has been honored with the most prestigious awards presented to a league executive. Yet the most satisfying achievement of Loomis' career has come in helping mold a roster that has produced many of the franchise's finest

moments over the last six seasons, including the Super Bowl XLIV championship.

Loomis was promoted to General Manager in 2002 and earned the additional title of Executive Vice President later that year. The departments under his direction include coaching, player personnel and scouting, salary cap management, contract negotiations, athletic training, equipment, video and communications.

In 2006 - after being the key figure in the hiring of Sean Payton, the signing of Drew Brees and essentially rebuilding a team that would advance to the NFC Championship - Loomis was voted the NFL Executive of the Year by Pro Football Weekly/Pro Football Writers of America. He was also honored by the Sporting News as the George Young Executive of the Year, an award voted on annually by NFL front-office executives and owners.

Loomis has continued to build on the success of 2006, highlighted by four postseason appearances, three division titles and the Super Bowl victory. Over the past six years, he has brought aboard a collection of players who have played a key role in New Orleans posting a 67-37 overall record through a combination of the draft, free agency and trades. He's also presided over the club's ability to retain their core players, re-signing several significant contributors to long-term contracts.

While his responsibilities have grown during his tenure with the Saints, Loomis has been a key figure in the highest management circle of the organization since arriving in 2000. Loomis joined the club as Director of Football Administration, a post he held until 2002, handling contract negotiations, managing the salary cap and coordinating different areas of the football operations.

In 2005, Loomis helped steer the club through unprecedented challenges for an NFL team. He calmly guided the staff and players through a sudden evacuation from New Orleans in the wake of Hurricane Katrina, in addition to several moves of the club's base of operations.

In 2003, Loomis oversaw the renovation of Saints headquarters that added an indoor practice facility, new weight room and cafeteria, giving the club one of the NFL's top training complexes.

Prior to arriving in New Orleans, Loomis spent 15 years with the Seattle Seahawks, including as executive vice president from 1992-98. He joined the Seahawks in October, 1983, was promoted to vice president/finance in 1990 and to executive vice president in 1992.

A native of Eugene, Ore., Loomis has a degree in accounting from the University of Oregon and a Master's Degree in Sports Administration from Wichita State University. Married to Melanie, Loomis has four children: Alex, Katherine, Sam, and Lucy.



DEBBIE GALLAGHER
Executive Assistant to the
Executive Vice President/
General Manager



DELL DEMPS

SENIOR VICE PRESIDENT OF BASKETBALL OPERATIONS/ GENERAL MANAGER

Dell Demps begins his fourth season with New Orleans after being named the seventh General Manager in franchise history on July 21, 2010. It is Demps' first stint as General Manager of an NBA franchise. In Demps' first season with New Orleans, the team made the 2011 playoffs after missing the postseason the year prior.

Demps, 43, joined the Pelicans after five seasons with the San Antonio Spurs and three years as the General Manager of the Spurs' NBA Developmental League affiliate, the Austin Toros. Demps joined the Spurs at the start of the 2005-06 season as Director of Pro Player Personnel and was promoted to Vice President of Basketball Operations in 2010. With the Spurs, Demps won an NBA Championship (2007). In each of the five seasons that he was with San Antonio, the team won at least 50 games. Prior to joining the Spurs, Demps worked for the New York Knicks from 2003 to 2005 where he joined the organization as a scout and was promoted to the Director of Pro Player Personnel. Demps also spent two seasons as an assistant coach with the Mobile Revelers in the NBA Developmental League from 2001-2003 where the Revelers captured the 2003 Developmental League championship.

Demps attended the University of the Pacific where he was a four-year starter on their basketball team, earning All-Big West honors three times. As a senior, he averaged 19.0 points and 5.8 rebounds and earned his bachelor's degree in business administration. While playing professionally, each summer he returned to Pacific and completed his Master's in Business Administration in 1998. Demps is currently a member of Pacific's Eberhardt School of Business Advisory Board. He was also elected to the Pacific Athletics Hall of Fame in 2003.

Demps had a 10-year basketball career where he played all over the world. He played for three seasons in the NBA with Golden State Warriors, San Antonio Spurs and the Orlando Magic. In addition, he played professionally in the Continental Basketball Association (CBA), Philippines, France, Greece, Turkey, Croatia and Venezuela.

Demps in the NBA/NBA Developmental League Front Office

Year	Title
2001-02	Assistant Coach-Mobile Revelers
2002-03	Assistant Coach-Mobile Revelers
2003-04	Scout-New York Knicks
2004-05	Scout/Director of Pro Player Personnel-New York Knicks
2005-06	Director of Pro Player Personnel-San Antonio Spurs
2006-07	Director of Pro Player Personnel-San Antonio Spurs
2007-08	Director of Pro Player Personnel-San Antonio Spurs/General Manager-Austin Toros (D-League)
2008-09	Director of Pro Player Personnel-San Antonio Spurs/General Manager-Austin Toros (D-League)
2009-10	Director of Pro Player Personnel-San Antonio Spurs/General Manager-Austin Toros (D-League)
2010-11	Senior Vice President and General Manager-New Orleans Hornets
2011-12	Senior Vice President and General Manager-New Orleans Hornets
2012-13	Senior Vice President and General Manager-New Orleans Hornets



MONTY WILLIAMS

HEAD COACH

On June 7, 2010, Monty Williams was appointed head coach of the New Orleans Pelicans. Williams' first season as a head coach was a very successful one, leading New Orleans to a 46-36 record and the seventh seed in the 2011 NBA playoffs where the team pushed the former NBA-champion Lakers to six games. Williams placed seventh in Coach of the Year voting and was named the NBA's Western Conference Coach of the Month for January of 2011.

In his sophomore campaign, Williams managed 22 different players and 28 different starting lineups through an injury-plagued season where six players missed upwards of 15 games due to injury or illness. Through it all, Williams' squad increased its wins in every month from January to April, and closed out the regular season with a 6-1 stretch at the New Orleans Arena. His work was recognized as he finished T-11th in Coach of the Year voting, the highest finisher among non-player coaches. In his third and most recent season with New Orleans, Williams oversaw the development of the second youngest team in the NBA, developing Anthony Davis into a solid Rookie of the Year candidate and Ryan Anderson into a Sixth Man of the Year candidate.

Prior to his New Orleans tenure, Williams spent the previous five seasons as an assistant coach for the Portland Trail Blazers. As of the date hired, Williams became the youngest head coach in the NBA at 38 years old.

Williams is one of the promising young coaches in the NBA. Trail Blazers Head Coach Nate McMillan charged Williams with running the team's 2007 and 2008 entries into the NBA Summer League in Las Vegas. The two teams featured young Trail Blazers prospects Greg Oden, LaMarcus Aldridge, Jerryd Bayless and Nicolas Batum.

During his time with the Trail Blazers, Williams spent a great deal of time working with Travis Outlaw and Martell Webster. He focused on consistency, instilling intensity and purpose every day in practice, as well as in games. Before being traded to the Los Angeles Clippers in the 2009-10 season, Outlaw increased his scoring and rebounding average twice in four seasons during Williams' tenure. Webster and Williams both entered their first season with the Trail Blazers in 2005-06. Like Outlaw, Webster saw numerous improvements in a number of statistical categories, including points, rebounds per game, and field-goal percentage.

Prior to joining the Trail Blazers, he won an NBA Championship as a coaching staff intern with the San Antonio Spurs in 2004-05, and during the summer of 2005, coached the Spurs' Summer League entry in the Rocky Mountain Revue.

Selected by New York in the first round (24th overall) of the 1994 NBA Draft, Williams was a nine-year veteran of the NBA before chronic knee problems forced him into retirement in 2003. Hailing from Notre Dame, Williams played for the Knicks, San Antonio, Denver, Orlando and Philadelphia. His best season was with the Spurs in 1996-97, when he averaged 9.0 points, 3.2 rebounds and 1.4 assists in 65 games and shot 50.9% from the field. In 456 career games, he averaged 6.3 points per game.

He was an honorable mention All-American at Notre Dame after averaging 22.4 points and 8.4 rebounds during his senior season. Williams was away from basketball for two years during college (from 1990 to 1992) after being diagnosed with hypertrophic cardiomyopathy, a rare condition of thickened muscle between the chambers of the heart. He earned a degree from Notre Dame's College of Arts and Letters, majoring in communications and theatre. In high school, he was a 4.0 student at Potomac High School in Oxon Hill, Md.

On June 10, 2013, Williams was named an assistant coach for the 2013-16 USA Basketball Men's National Team, which he previously represented as a player. Active in the Fellowship of Christian Athletes and many other charities, he was involved with fellow NBA guard Charlie Ward in distributing shoes and athletic equipment to impoverished communities in South Africa. In September of 2011 and August 2013, Williams went to South Africa as part of the NBA's Basketball Without Borders program.

Williams Year-by-Year NBA Head Coach

Year	Team	W	L	Pct.
2010-11	New Orleans Hornets	46	36	.561
2011-12	New Orleans Hornets	21	45	.318
2012-13	New Orleans Hornets	27	55	.329
Totals		94	136	.409

Williams Year-by-Year NBA Assistant Coach

Year	Team	W	L	Pct.
*2004-05	San Antonio Spurs	59	23	.720
2005-06	Portland Trail Blazers	21	61	.256
2006-07	Portland Trail Blazers	32	50	.390
2007-08	Portland Trail Blazers	41	41	.500
2008-09	Portland Trail Blazers	54	28	.659
2009-10	Portland Trail Blazers	50	32	.610
Totals		257	235	.522

* - Won NBA Championship

Williams Year-by-Year NBA Career

Year	Team	GP	PPG	RPG
1994-95	New York Knicks	41	3.3	2.4
1995-96	New York Knicks	14	1.4	1.2
	San Antonio Spurs	17	2.9	1.4
1996-97	San Antonio Spurs	65	9.0	3.2
1997-98	San Antonio Spurs	72	6.3	2.5
1998-99	Denver Nuggets	1	1.0	0.0
1999-00	Orlando Magic	75	8.7	3.3
2000-01	Orlando Magic	82	5.0	3.0
2001-02	Orlando Magic	68	7.1	3.5
2002-03	Philadelphia 76ers	21	4.4	2.1
Career Average		456	6.3	2.8
Career Playoff Average		30	1.8	1.9



RANDY AYERS

LEAD ASSISTANT COACH

Randy Ayers begins his fourth season as an assistant coach for the Pelicans and his second as the lead assistant coach. On August 4, 2010, Randy Ayers was named an assistant coach and was promoted to lead assistant in the summer of 2011. Ayers, who holds a strong track record as an assistant and head coach on both the collegiate and professional levels, has an NBA head coaching record of 21-31, at the helm of the Philadelphia 76ers in the 2003-04 season. Ayers has experience as an NBA assistant

head coach for three different teams, most recently with the 76ers in 2009-10.

Ayers started as an assistant in Philadelphia in 1998, the position he held until he assumed the head job before the 2003-04 season. As the top assistant under Head Coach Larry Brown, Ayers helped guide Philadelphia to five-consecutive playoff appearances, including a trip to the NBA Finals in 2001.

After his time there, Ayers coached for Orlando and Washington, before returning to Philadelphia last year. The Wizards allowed just 99.2 points per game in his first season with the team in 2007-08, after allowing 104.9 points per game the season prior.

Prior to joining the Wizards, Ayers was an assistant coach with Orlando. In his two seasons with the Magic, Ayers helped the team lower its opponents scoring average from 101.8 points per game in 2004-05 to 96.0 points per game in 2005-06 to 94.0 points per game in 2006-07.

Ayers also had three stops as a college coach, highlighted by his first head coaching job at The Ohio State University. In his eight seasons with the Buckeyes, Ayers spearheaded teams that earned two-consecutive No. 1 seeds in the NCAA tournament, while also winning National Coach of the Year by the Associated Press in 1991 and Big Ten Coach of the Year in 1991 and 1992. Ayers spent six years as an assistant coach at OSU, two years at the U.S. Military Academy and two years as a graduate assistant at his alma mater, Miami University (Ohio). He and his wife, Carol, have two sons, Ryan, who was a captain at Notre Dame and graduated in 2009 and Cameron, who is a senior captain at Bucknell University.



DAVE HANNERS

ASSISTANT COACH

Dave Hanners begins his third season with the Pelicans as an assistant coach after spending the 2008-09 and 2009-10 seasons on the Charlotte Bobcats bench, as well as the first part of the 2010-11 season.

In New Orleans, Hanners reunites with Pelicans lead assistant coach Randy Ayers, with whom he coached alongside as a fellow assistant for three years between 2000-03 with the Philadelphia 76ers under Head Coach Larry Brown. The 2002-03 76ers squad featured Pelicans Head Coach Monty Williams playing his final professional season as well.

Hanners' time in Charlotte marked the fourth time he served as an assistant for Brown. In addition to Charlotte and Philadelphia (2000-03), Hanners was also on Brown's staff with the Detroit Pistons (2003-05) and New York Knicks (2005-06). Hanners, who spent the three seasons prior to his stint with the Bobcats on the Knicks bench, was an assistant coach for Detroit's 2003-04 NBA Championship team, as well as the 2000-01 76ers and 2004-05 Pistons teams that won Eastern Conference titles. He also served as video coordinator and advance scout for the 2004 U.S. Olympic team that won a Bronze Medal in Athens.

Prior to his NBA career, Hanners spent 11 seasons as an assistant coach at his alma mater, the University of North Carolina. During Hanners' tenure under Hall of Fame Coach Dean Smith and Bill Guthridge from 1989-2000, the Tar Heels won the 1993 NCAA Championship and four ACC titles, while appearing in six Final Fours.

Hanners played guard at UNC under Smith from 1972-76. He began his coaching career as a graduate assistant for the Tar Heels from 1976-78, then spent three seasons as an assistant coach at UNC-Wilmington, two seasons at Furman and four seasons at East Tennessee State before returning to UNC in 1989 as an assistant coach. Hanners also served as head coach of UNC's junior varsity team three different times – 1976-78, 1994-96 and 1999-2000.



BRYAN GATES

ASSISTANT COACH

Bryan Gates begins his fourth season as an assistant coach with New Orleans. Gates, 40, was recently named head coach of the Pelicans' 2013 NBA Summer League team in Las Vegas.

Prior to joining New Orleans, Gates was an assistant coach during the 2008-09 season with the Sacramento Kings following a highly-successful three-year stint as a head coach in the NBA Development League with the Idaho Stampede.

While coaching the Stampede, Gates was a two-time recipient of the Dennis Johnson D-League Coach of the Year award (2006-07, 2007-08), and compiled a record of 101-51 (.664 winning percentage, tied for highest in league history), including winning the NBA Development League Championship in 2007-08. Gates was also an assistant coach in Idaho for five years, beginning with the team's inaugural season in the CBA in 1997-98.

Gates' first NBDL experience came as an assistant to Head Coach Dennis Johnson with the Austin Toros during the 2005-06 season. He spent the four years prior to joining the D-League in the USBL, as head coach of the Oklahoma Storm. During this time, Gates lead his squad to three Western Conference titles and was named Coach of the Year in 2004.

Gates has additional head coaching experience with the CBL's Hickory Nutz in the summer of 2003, and the Beirut Blue Stars of Lebanon in 2004-05. He lead the Nutz to a 23-0 record and a championship while being named Coach of the Year in his only season at the post, and guided the Blue Stars to a 2nd place league finish with a 24-7 record and a 4th place showing in the Dubai International Basketball Tournament



FRED VINSON

ASSISTANT COACH

Fred Vinson enters his fourth season as assistant coach for the Pelicans. Vinson, a Georgia Tech graduate, had previously been an assistant for the L.A. Clippers since 2007. While an assistant for the L.A. Clippers, Vinson also served as the Director of Player Programs, mentoring younger players to ease their transition in life in the NBA.

Born on Jan. 28, 1971, Vinson played parts of the 1994-95 and 1999-2000 seasons with the Atlanta Hawks and Seattle SuperSonics, tallying career averages of 1.3 points and 5.2 minutes per game. Vinson also averaged 3.3 points per game for the Clippers during the 2005-06 NBA preseason.

Vinson was also a member of the 2002-03 CBA champion Yakima Sun Kings, coached by former Portland Trail Blazer coach Bill Bayno. He also played for SLUC Nancy, in Nancy, France during the 2003-04 season.



KEVIN HANSON

ASSISTANT COACH

Kevin Hanson begins his fourth season with the Pelicans, his first as an assistant coach after serving as the team's assistant video coordinator/player development coach in his first two seasons.

Hanson joined the Spurs in the summer of 2008 as an assistant video coordinator and was named the Spurs Player Development Assistant in the summer of 2010.

Born and raised in Huntington Beach, CA, he led Ocean View to a CIF Championship. He played four seasons at University of San Diego, earning a bachelor's degree in Communications and a minor in Sociology. After college, he spent five seasons playing professionally overseas in Argentina and Germany.



J.J. POLK

EXECUTIVE DIRECTOR OF BASKETBALL ADMINISTRATION

J.J. Polk enters his fourth season with the New Orleans Pelicans, his second as Executive Director of Basketball Administration after spending his first two seasons as director of player contracts and basketball administration. Polk joined the Pelicans following a six-year tenure as an associate at Bryan Cave, where he worked as a business specialist.

Polk received his Juris Doctor from the University of Illinois College of Law. He received a dual degree in political science and managerial studies from Rice University in 1997, and also studied economics at University of California, Santa Barbara from 1992-93.



DAVID BOOTH

DIRECTOR OF PLAYER PERSONNEL

David Booth begins his fourth season with the New Orleans Pelicans, his first as Director of Player Personnel after serving as director of scouting in 2012-13 and regional scout from 2010-12.

Booth came to New Orleans from his alma mater, DePaul University, where he served as an assistant coach during the 2009-10 season. He received his first NBA experience as a regional scout with the Memphis Grizzlies from 2005-09 after a one-year stint as an

assistant coach at Illinois Central Community College.

Prior to playing 13 years of professional basketball, Booth was a four-year letterman at DePaul from 1988-92, where he ranks among the program's top 10 in scoring, field goals, steals, free throws and blocked shots. He ranks second in school history with 1,933 career points and third all-time with 713 career field goals. Booth received a degree in communications from DePaul University in 1992. He and his wife, Melissa, have three children, Mariah, 22, Sydney, 18, and Brandon, 14.



SHANE KUPPERMAN

DIRECTOR OF BASKETBALL OPERATIONS

Shane Kupperman, a native New Orleanian, enters his fifth season with the New Orleans Pelicans. In his current role as Director of Basketball Operations, Kupperman assists the General Manager in the day-to-day management of basketball operations. In addition, his current responsibilities include salary cap management, roster management, and player evaluation at the collegiate, professional, and international levels. Kupperman previously served in a variety of roles with the Pelicans, including responsibility for the team's analytics efforts. Prior to joining the Pelicans, Kupperman served two seasons on the basketball staff at the University of Southern California under Head Coach Tim Floyd, during which USC won the PAC-10 Conference Tournament for the first time in school history. Kupperman began his basketball career while in college at Indiana University when he was a student manager.



MARC CHASANOFF

COORDINATOR OF PRO PLAYER PERSONNEL

Marc Chasanoff enters his fourth season with the New Orleans Pelicans, his first as Coordinator of Pro Player Personnel after previously serving as a pro scout, basketball operations assistant and video coordinator. Prior to coming to New Orleans, Chasanoff worked as a basketball operations intern with the Charlotte Bobcats.

Chasanoff, a Bradenton, Florida native, went to Flagler College and received a degree in Sports Management and Business Administration.



JARED RALSKY

BASKETBALL OPERATIONS MANAGER

Jared Ralsky enters his second season with the New Orleans Pelicans, his first as Basketball Operations Manager after previously serving as an assistant in the front office. Ralsky joined the Pelicans after spending the previous six years working for the San Antonio Spurs, Milwaukee Bucks and Austin Toros (NBA D-League) in coaching, video, and front office roles. Additionally, Ralsky served as a director of basketball operations and international scouting for a club team in Italy's First Division League.

Ralsky, a Chicago native, went to the University of Illinois and served as a graduate assistant at the University of Nevada-Las Vegas.



DAVID JOVANOVIC

EQUIPMENT MANAGER

David Jovanovic, an employee of the franchise since their inaugural season in 1988, returns for his 26th season with the Pelicans in 2012-13.

His responsibilities as the team's equipment manager consist of ordering and maintaining all of the team's equipment and maintaining the team's locker room. At home games, he ensures that the team and their opponents have everything they need for game preparation. In addition, he travels with the team to all preseason, regular season and

playoff games and can be found in his usual seat at the end of the bench.

"Big Shot," as he is known by the players and staff, also directs the team's extensive ball boy program.

Along with his daily responsibilities with the team, he has also assisted with the original 1988 CBA tryouts for the team, the 1991 and 2008 NBA All-Star Games, training camp for the 1995 USA Women's Basketball Team that competed in Atlanta for the Summer Olympics, an exhibition game with the 1994 USA Men's Basketball Team that competed in the World Championships in Toronto as well as numerous NCAA Tournament Regionals and ACC Tournaments.

A native of Arlington, Va., Jovanovic attended Belmont Abbey College in Belmont, N.C., and earned his bachelor's degree in mathematics in 1988.



JON ISHOP

DIRECTOR OF SPORTS MEDICINE/HEAD ATHLETIC TRAINER

Jon Ishop begins his fourth season with the Pelicans as the director of sports medicine/head athletic trainer after eight seasons with the Houston Texans as an assistant athletic trainer. Ishop oversees the health care, prevention and rehabilitation of injuries, and daily training room operations. He also oversees travel logistics for the third season. A certified athletic trainer, Ishop is also a NASM Performance Enhancement Specialist, Graston Technique Certified, kinesiotope practitioner and is a Licensed Massage Therapist.

Ishop received his Bachelor of Science degree in kinesiology at the University of Texas at Austin in 1998 and his master's degree in sports administration from the University of Houston in 2001.

Last offseason, Ishop traveled to South Africa as a part of the NBA's Basketball Without Borders program.



CARLOS DANIEL

ASSISTANT COACH/DIRECTOR OF ATHLETIC DEVELOPMENT

Carlos Daniel enters his fourth season with the Pelicans after serving on the strength and conditioning staff of the San Antonio Spurs for the 2009-10 season. Prior to San Antonio, Daniel was the Performance Trainer and Basketball Director for the Forza Fitness and Performance Club in Denver. Daniel is ISSA, NASE and CSCS certified trainer and is a NASM performance enhancement specialist in addition to holding an M.S. in human exercise science.

In the summer of 2012, Daniel accompanied Anthony Davis during the United States Men's Basketball Team's exhibition schedule and to the 2012 London Olympics, and continues to work with Davis to physically prepare for his sophomore campaign.

During the 2006-07 season, Daniel was an assistant coach at the University of Northern Colorado. A 1998 graduate of Washington State University, Daniel was a standout basketball player for the Cougars, garnering first team Pac-10 All-Academic honors each of his four seasons and capturing the first team Arthur Ashe Academic All-American honor twice.

The Boulder, Colo. native finished in WSU's top 10 in blocks (second), rebounds (sixth), field goal percentage (seventh), minutes played (eighth), points (ninth) and field goals (ninth). He garnered first team All-Pac 10 honors his senior season after averaging 16.1 points and 10.1 rebounds per game. The WSU graduate went on to play professionally in the CBA, IBL, as well as internationally in Japan, Israel, Australia and France. Daniel last played in 2004-05 with the Yakima Sun Kings, when he was selected to the CBA All-Star Game.



BRYSON GRAHAM

VIDEO COORDINATOR/PLAYER DEVELOPMENT COACH

Bryson Graham begins his fourth season with the Pelicans, his second in the role of video coordinator after serving as the team's player development director/basketball operations associate in 2011-12 and as a front office intern in 2010-11.

Prior to joining the Pelicans, Graham was a graduate assistant for the Texas A&M men's basketball team while in graduate school following a three year playing career at A&M. Graham was part of the Aggies men's basketball teams that advanced to the Sweet

Sixteen in 2006-07 and the second round of the NCAA Tournament in 2007-08 and 2008-09, graduating in 2009 with a degree in human resource development with a minor in business. Before his time in College Station, Graham attended junior college and played basketball at Lon Morris College in Jacksonville, Texas and spent the previous season playing prep school basketball at Maine Central Institute in Pittsfield, Maine.

Born and raised in San Antonio, Texas, Graham graduated from Ronald Reagan High School in 2004. He was selected to the Big 12 All-Academic Team three consecutive seasons between 2007 and 2009 and was also part of the Big 12 Winter Chick-fil-A Community of Champions.



JANELLE MCMILLAN

PLAYER DEVELOPMENT COACH

Janelle McMillan begins his second season with the Pelicans, his first in the role of player development coach after serving as a coaching intern during the 2012-13 season. Prior to New Orleans, McMillan was the Director of Basketball Operations for Drake University. A four year player at Arizona State University, McMillan was a team captain and finished tied for 6th in school history with 122 games played. Additionally, his career 37.3% three-point shooting percentage ties for 10th all-time in Sun Devils history.

Born and raised in Seattle, WA, McMillan is the son of Indiana Pacers lead assistant coach (and former Portland Trailblazers head coach) Nate McMillan. McMillan holds a bachelor's degree in Communications earned in May 2011.

BASKETBALL OPERATIONS STAFF



MARK ARMOUR
Athletic Training
Assistant



TERRANCE "DOC" MARTIN
Director of Player
Programs



RANDY GREENUP
Director of Team
Security



DAN PURCELL
Basketball Operations
Assistant



KORY JOHNSON
Assistant Equipment
Manager/Travel
Coordinator



MATT WHINREY
Assistant Video
Coordinator



SOMAK SARTAR
Basketball Operations
Strategic Analyst



CHUCKY BROWN
Scout



JOHN CARIDEO
Scout



ANTHONY JOHNSON
Scout



DARREL JOHNSON
Scout



PLAYERS



2013-14 PELICANS ROSTER

No	Player	Pos	Ht	Wt	Birthdate	College/Prior to NBA	Exp
0	Al-Farouq Aminu	F	6-9	215	9/21/1990	Wake Forest/USA	3
33	Ryan Anderson	F	6-10	240	5/06/1988	California/USA	5
23	Anthony Davis	F	6-10	220	3/11/1993	Kentucky/USA	1
1	Tyreke Evans	G	6-6	220	9/19/1989	Memphis/USA	4
10	Eric Gordon	G	6-4	215	12/25/1988	Indiana/USA	5
11	Jrue Holiday	G	6-4	205	6/12/1990	UCLA/USA	4
2	Darius Miller	F	6-8	235	3/21/1990	Kentucky/USA	1
3	Anthony Morrow	G	6-5	210	9/27/1985	Georgia Tech/USA	5
21	Arinze Onuaku	F-C	6-9	275	7/13/1985	Syracuse/USA	R
25	Austin Rivers	G	6-4	200	8/01/1992	Duke/USA	1
22	Brian Roberts	G	6-1	180	12/03/1985	Dayton/USA	1
14	Jason Smith	F-C	7-0	240	3/02/1986	Colorado State/USA	5
34	Greg Stiemsma	C	6-11	260	9/26/1985	Wisconsin/USA	2
42	Lance Thomas	F	6-8	225	4/24/1988	Duke/USA	2
5	Jeff Withey	C	7-0	222	3/07/1990	Kansas/USA	R

Head Coach: Monty Williams (Notre Dame)
Assistant Coaches: Randy Ayers (Miami - Ohio), Dave Hanners (North Carolina), Bryan Gates (Boise State), Fred Vinson (Georgia Tech), Kevin Hanson (San Diego)
Athletic Trainer: Jon Ishop (Texas)

2013-14 PELICANS NUMERICAL ROSTER

- 0 Al-Farouq Aminu
- 1 Tyreke Evans
- 2 Darius Miller
- 3 Anthony Morrow
- 5 Jeff Withey
- 10 Eric Gordon
- 11 Jrue Holiday
- 14 Jason Smith
- 21 Arinze Onuaku
- 22 Brian Roberts
- 23 Anthony Davis
- 25 Austin Rivers
- 33 Ryan Anderson
- 34 Greg Stiemsma
- 42 Lance Thomas

AL-FAROUC AMINU - #0



Position: Forward
Years Pro: 3
Height: 6-9
Weight: 215
Birthdate: Sept. 21, 1990
Birthplace: Atlanta, GA
College: Wake Forest University
High School: Norcross High School (Norcross, GA)

CAREER HIGHS

PTS 20 @ NOH 11/09/10 **OREB** 8 @ DAL 4/17/13
FGM 8 (3 TIMES) **DREB** 14 vs LAL 3/6/13
FGA 16 (2 TIMES) **TREB** 20 @ DAL 4/17/13
3FGM 4 vs UTAH 11/28/10 **ASTS** 6 @ DAL 4/17/13
3FGA 7 vs NJN 11/15/10 **STLS** 4 (4 TIMES)
FTM 12 @ BOS 1/16/13 **BLKS** 4 (2 TIMES)
FTA 13 @ BOS 1/16/13 **MINS** 46 @ IND 11/21/12

Transactions: Originally selected by the Los Angeles Clippers with the 8th overall pick in the 2010 NBA Draft...acquired December 14th, 2011 from the Los Angeles Clippers along with Eric Gordon, Chris Kaman and a 2012 first round draft pick (whichever is more favorable between the Clippers and the Minnesota Timberwolves) in exchange for Chris Paul and two 2015 2nd round draft picks.

2012-13 Season: Appeared in 76 games (71 starts) and averaged 7.3 points, 7.7 rebounds, 1.4 assists, and 1.2 steals in 27.2 minutes... led the team in scoring three times and in rebounding 26 times...exploded for 16 points and a career-high 20 rebounds 4/17 at DAL...matched career-high in rebounds with 16 and poured in ninth double-double of the season with 12 point, 16 block, two steal and three block performance vs. LAL on 3/6...recorded a career-high six assists to go with 10 rebounds, seven points, three steals and two blocks 2/22 vs. DAL...tallied season-high 18 points to go with nine boards and two steals in road W at BOS on 1/16...recorded his fifth straight 10+ rebound game on 1/13 at NYK...scored 10 points with eight assists and tied a career-high with four steals in the 11/26 win at LAC...recorded his seventh double-figure scoring game of the season (16 points), going 6-7 from the floor...opened the season with 17 points, seven rebounds, three assists, three blocks and two steals vs. SAS 10/31.

Professional: Holds career averages of 6.3 points, 5.2 rebounds and 1.0 assists in 223 games (106 starts) for the Los Angeles Clippers and New Orleans ...2011-12 (New Orleans): Averaged 6.0 points, 4.7 rebounds, 1.0 assists, and 0.9 steals in 22.2 minutes in 66 games...Led the team in scoring twice, and in rebounds 10 times this season...Was one of only three players to play every game this season...In the last 10 games of the season, averaged 9.8 points, 7.2 rebounds, 1.7 assists and 1.7 steals in 34 minutes, surpassing 10-plus points five times and 10-plus rebounds twice...Led the team with 95 offensive rebounds on the season...Recorded two double-doubles on the season, and scored 10-plus points 14 times while pulling down 10-plus rebounds three times...Recorded second double-double with 11 points and 10 rebounds, and also dishing out three assists in season finale 4/26 at HOU...Scored season-high 17 points and grabbed eight rebounds, while adding two assists and two steals in home finale 4/19 vs. HOU...Had 15 points on 7-8 shooting 3/26 at LAC...Recorded a career-high four blocked shots, while adding three points, five rebounds and one assist 3/21 vs. GSW...Scored 14 points and pulled down six boards 2/20 at OKC...Had 12 points and five rebounds in 25 minutes of action 2/10 vs POR...Scored 14 points to go along with four rebounds 2/4 at DET...At DEN 1/9, tied a career-high with five assists, as well as totaling eight rebounds, four points, one steal and one blocked shot...At DAL 1/7, recorded 15 points and career highs with 12 rebounds and four steals for first double-double of the season...Recorded his first start with New Orleans 1/4 against the 76ers and pulled down four rebounds in 19 minutes...Scored 11 points with one steal and one blocked shot 1/2 at UTAH...2010-11 (Los Angeles Clippers): Averaged 5.6 points, 3.3 rebounds, 0.7 assists in 17.9 minutes in 81 games (14 starts)...45 3FG made was the fifth-most on the team... led team in steals 17 times, scoring one time and rebounds twice...reached double-figures in scoring 14 times... amongst NBA rookies, finished 18th in scoring, 15th in rebounds, 4th in 3-point field goal percentage (.315) and 4th in free throw percentage (92-119 FT, .773)...11/9/10 at New Orleans, scored career-high 20 points off bench (7-10 FG, 2-3 3PT, 4-5 FT) and had a team-high eight rebounds, two assists, two steals in 29:46...11/12/10 vs. Detroit, made 1st start of NBA career, had six points (2-5 FG, 1-1 3PT, 1-2 FT), five rebounds, one assist in 19:26...11/17/10 at Minnesota, had 17 points (7-11 FG, 3-5 3PT), four rebounds, three assists in 28:05...11/28/10 vs. Utah, scored 12 points (4-4 3FG) in 26 minutes played.

College (Wake Forest University 2008-10): Averaged 14.4 points and 9.4 rebounds in 62 games played over his two-year collegiate career...averaged 15.8 points, 10.7 rebounds and accumulated 44 blocks in 31 games while shooting 44.7 percent from the field during his sophomore season...named an honorable mention AP All-American and Second Team All-ACC...one of five players in major conference college basketball to average a double-double...led Demon Deacons in scoring, rebounding and blocks...became first Demon Deacon to lead ACC in rebounding since Tim Duncan did it in 1997...one of three players to rank in top 10 in ACC in seven statistical categories...led ACC with 19 double-doubles...recorded team-high 46 dunks...averaged 12.9 points and 8.2 rebounds in 31 games while shooting 51.6 percent from the field as a freshman...named a Freshman All-American by the Sporting News...selected to ACC All-Freshman Team...finished as runner-up in voting for ACC Rookie of the Year...named ACC Rookie of the Week five times (Dec. 1, Jan. 5, Jan. 19, Feb. 2, Mar. 9), tying the school record previously set by former Clipper Rodney Rogers and Chris Paul...named the ACC Freshman of the Year by CBSSports.com...ranked second on the team in blocks (38), third in steals (30) and fourth in assists (46)...led all ACC freshmen in rebounding and was second among rookies in scoring...ranked fifth in the ACC in rebounding and fourth in defensive rebounds (5.9 drpg)...posted 10 double-doubles on the season, more than doubling the combined total of all other ACC freshmen...finished with the third-highest rebounding total (253) and third-best rebounding average (8.2) for a freshman in program history...had the fifth-most blocked shots (38) ever by a Deacon freshman...combined with James Johnson to become the fourth-best rebounding duo in program history, averaging a combined 16.7 rebounds per game...scored in double figures 22 times.

Personal: Descends from a line of Nigerian kings...name Al-Farouq means "the chief has arrived"...son of Aboubakar Aminu and Anjirlic Aminu...averaged a team-high 14.8 points to go with 5.4 rebounds for the Clippers' entry in the 2010 NBA Summer League...older brother Alade was a 2010 D-League All-Star with Erie and Bakersfield and was signed to a 10-day contract by the Miami Heat on March 28, 2010...also has a younger brother...played in the NIKE Hoop Summit as a member of the USA Jr. National Select Team as senior in high school...led Norcross High School to back-to-back Georgia 5A state titles in 2007-08...member of the 2008 McDonald's All-American Team and played in the Jordan Brand Classic...handed out presents and signed autographs to students who had perfect attendance in school at the 2011 EMERGE Christmas Party...took photos, signed autographs and played basketball with fans at the Zoo...spoke to McDonald's All-American nominees from the State of Louisiana prior to a home game about the importance of hard work...visited Ochsner Medical Center in April of 2012 to speak with patients and employees...member of the 2012 Nigerian national team participating in the 2012 Summer Olympics in London. Participant in the 2012 Sprite Slam NBA Development Camp in Zambia (Africa) for the NBA Basketball Without Borders program.

NBA REGULAR SEASON STATS

Season	Team	GP	MIN	FGM	FGA	FG%	FTM	FTA	FT%	OREB	DREB	TREB	AST	TO	STL	BLK	PF	PTS	PPG	RBP	APG
2010-11	LAC	81	1452	160	406	0.394	92	119	0.773	75	192	267	60	103	59	25	121	3.3	0.7	3.3	0.7
2011-12	NOH	66	1477	150	365	0.411	86	114	0.754	95	213	308	66	91	59	34	136	4.7	1.0	4.8	5.6
2012-13	NOH	76	2066	225	474	0.475	101	137	0.737	139	446	585	103	116	92	51	153	7.7	1.4	4.6	4.5
Totals		257	--	4995	535	0.430	279	370	0.754	309	851	1160	229	310	210	110	410	5.2	1.0	4.8	4.8

3-Point FG: 2010-11, 45-143 (.315); 2011-12, 13-47 (.277); 2012-13, 4-19 (.211). Totals: 62-209 (.297).

RYAN ANDERSON - #33



Position: Forward
Years Pro: 5
Height: 6-10
Weight: 240
Birthdate: May 6, 1988
Birthplace: Sacramento, CA
College: University of California, Berkeley
High School: Oak Ridge High School (El Dorado Hills, CA)

CAREER HIGHS

PTS	34 @ PHX 11/23/12	OREB	11 @ PHI 1/30/12
FGM	13 (2 TIMES)	DREB	11 vs POR 3/10/13
FGA	23 @ PHX 11/23/12	TREB	20 @ PHI 1/30/12
3FGM	8 (2 TIMES)	ASTS	5 @ OKC 12/12/12
3FGA	14 (2 TIMES)	STLS	5 vs MIL 3/03/12
FTM	10 vs SAS 1/18/12	BLKS	3 (2 TIMES)
FTA	11 vs BOS 3/20/13	MINs	47 @ PHX 11/23/12

Transactions: Selected by New Jersey in the first round (21st overall) of the 2008 NBA Draft...Traded by New Jersey to Orlando along with Vince Carter in exchange for Rafer Alston, Tony Battie and Courtney Lee (Jun. 25, 2009)...acquired July 11, 2012, from the Orlando Magic via sign-and-trade for Gustavo Ayón.

2012-13 Season: Appeared in 81 games (22 starts) and averaged 16.2 points, 6.4 rebounds and 1.2 assists...finished second in the NBA with a career-high 213 3PT FGM in 557 attempts (38.2%)...led the team in scoring 26 times, in rebounding 16 times and tied for the lead in assists once...poured in fifth 20+ point/10+ rebound performance in L vs. DAL on 4/14 finishing with 20 points and 12 rebounds...finished with 17 points and 10 rebounds en route to his 10th double-double of the season 4/7 at PHX...recorded six points in final 15.6 seconds to lead New Orleans to victory over POR on 3/10 and finished with 20 points and 13 rebounds total...finished with 20 points and 12 rebounds 2/22 vs. DAL, including 18 points and 10 rebounds in the second half alone...scored a game-high 31 points on a career-high tying 13 made FG on 2/11 at DET, marking his third 30+ point game of the season...scored 22 points off the bench and was 7-13 from behind the arc on 1/25 at MEM...scored a game-high 28 points, including a season-high eight free throws made on 12/18 at GSW...was 7-10 from behind the arc en route to scoring a game-high 26 points on 12/16 at POR...recorded his 20th double-digit scoring game (20pts) on 12/14 vs. MIN...recorded a career-high five steals on 12/12 at OKC...scored 30+ points (31) for the second time this season, grabbing nine rebounds along the way on 12/5 vs. LAL...recorded his fifth 20+ point game on 12/3 vs. MIL...scored a career-high 34 points as part of a double-double (11 rebounds), making a career-high 13 field goals, including tying a career-high eight three-point field goals on 11/23 at PHX.

Professional: Appeared in 335 career NBA regular season games with New Jersey, Orlando and New Orleans, averaging 11.6 points and 5.5 rebounds in 24.2 minutes per game...shot .384 (660-1,720) from three-point range and .850 (566-666) from the free throw line...also played in 20 playoff outings, averaging 5.0 points and 4.1 rebounds in 20.4 minutes per game...captured the 2011-12 NBA Most Improved Player award... 2011-12 (Orlando): Won the NBA's Most Improved Player award...played and started in 61 games with Orlando, averaging career-highs of 16.1 ppg. and 7.7 rpg. in 32.2 mpg...shot .393 (166-422) from three-point range and .877 (150-171) from the free throw line...led the NBA in both three-point field goals made and attempted, while ranking seventh in free throw percentage, tied for 27th in three-point field goal percentage, ranking 29th in rebounding and 33rd in scoring...started all five playoff outings, averaging 9.6 ppg. and 4.6 rpg. in 34.4 mpg...during the regular season, led (or tied) the team in scoring 16 times and in rebounding 10 times...scored in double figures 50 times and 20-plus points 21 times, including a career-high 30 points at New York, 1/16...finished with 14 double-doubles...pulled down 10+ rebounds 16 times, including a career-high 20 rebounds at Philadelphia, 1/30...had at least one steal 31 times and two-or-more steals nine times, including a career-high five steals vs. Milwaukee, 3/3...recorded at least one blocked shot 21 times...played a career-high 42 minutes at Utah, 4/21 and vs. Charlotte, 4/25... 2010-11 (Orlando): Played in 64 games with Orlando, averaging 10.6 ppg. and 5.5 rpg. in 22.3 mpg...shot .393 (134-341) from three-point range and .812 (95-117) from the free throw line...started in 14 outings, averaging 11.1 ppg. and 5.2 rpg. in 23.5 mpg. during that span...tied for 39th in the NBA in three-point field goal percentage...appeared in six playoff games, averaging 4.7 ppg. and 4.5 rpg. in 24.5 mpg...during the regular season, led (or tied) the team in scoring five times and in rebounding three times...had six double-doubles...recorded a career-high three blocked shots on Nov. 3 vs. Minnesota and on Jan. 24 vs. Detroit...missed nine games (Dec. 4-21) due to a sprained

right mid-foot...2009-10 (Orlando): Appeared in 63 games with Orlando, averaging 7.7 ppg. and 3.2 rpg. in 14.5 mpg...shot .370 (78-211) from three-point range...started in six outings, averaging 15.0 ppg. and 5.0 rpg. in 25.2 mpg...also played in nine playoff outings, averaging 2.6 ppg. and 3.4 rpg. in 9.9 mpg...had one double-double: 20 points and a season-high 10 rebounds on Nov. 4 vs. Phoenix...recorded a career-high-tying four steals on Jan. 1 @ Minnesota...blocked a career-high-tying two shots three times, the last on Apr. 9 vs. New York...missed four games (Nov. 8-13) due to a sprained right ankle...DNP-CD 15 times...2008-09 (New Jersey): Played in 66 games during his rookie campaign with New Jersey, averaging 7.4 ppg. and 4.7 rpg. in 19.9 mpg...shot .365 (69-189) from three-point range and .845 (98-116) from the free throw line...made 30 starts, averaging 8.7 ppg. and 6.0 rpg. during that span...ranked 10th among all NBA rookies in three-point FG percentage...scored a then career-high 21 points on Dec. 15 @ Toronto...recorded three double-doubles and had 10+ rebounds four times, including a career-best 12 boards on Feb. 7 vs. Denver...made first NBA start on Jan. 12 vs. Oklahoma City (6 pts., 9 rebs., 2 stls., 27 mins.) and made NBA debut on Oct. 29 @ Washington (5 pts., 3 rebs., 2 asts., 15 mins.)...DNP-CD 16 times.

College (University of California, Berkeley, 2006-08): Played two seasons at the University of California, averaging 18.7 ppg. and 9.0 rpg. in 33.0 mpg. in 66 career games...started every game he played at Cal...shot .484 (419-866) from the field, .396 (122-308) from three-point range and .841 (276-328) from the free throw line during his collegiate career...named Second Team All-America by The Sporting News and earned First Team All-Pac-10 honors after his sophomore season (2007-08)...led the Pac-10 in scoring, averaging 21.1 ppg. (ranked 18th in nation) and ranked third in rebounding, pulling down 9.9 rpg...his 697 points ranks as the second-highest total in Cal history...became first player in school history to record at least 600 points and 300 rebounds in a single season...as a freshman (2006-07), led the Bears in scoring and rebounding, averaging 16.3 ppg. and 8.2 rpg...also finished fifth in the conference in both categories, the only player in the Pac-10 to rank in the top five in each area...was named Honorable Mention All-Pac-10...set a school freshman record with 269 rebounds...named MVP of the Great Alaska Shootout.

Personal: One of 13 players named to the 2012 USA Men's Select Team that trained against the Men's National Team prior to the 2012 Olympics...represented the NBA this offseason in China, visiting the cities of Dalian, Beijing and Guangzhou while participating in NBA FIT clinics and interacting with Chinese youth...full name is Ryan James Anderson...lists golf as his favorite hobby...from ages of 14-16, would go once a year with church group to help improve impoverished areas of Mexico...was given the nickname "Rhino" while at Cal...favorite television show is Family Guy.

NBA REGULAR SEASON STATS

Season	Team	GP	MIN	FGM	FGA	FG%	FTM	FTA	FT%	OREB	DREB	TREB	AST	TO	STL	BLK	PF	PTS	PPG	RBP	APG
2008-09	NJN	81	1452	160	406	0.394	92	119	0.773	75	192	267	60	103	59	25	121	3.3	0.7	3.3	0.7
2009-10	ORL	66	1477	150	365	0.411	86	114	0.754	95	213	308	66	91	59	34	136	4.7	1.0	4.8	5.6
2010-11	ORL	76	2066	225	474	0.475	101	137	0.737	139	446	585	103	116	92	51	153	7.7	1.4	4.6	4.5
2011-12	ORL	61	1963	332	757	0.439	150	171	0.877	224	247	471	54	57	50	26	146	9.8	16.1	7.7	0.9
2012-13	NOH	81	2502	472	1115	0.423	152	180	0.844	191	328	519	97	97	42	31	179	13.09	16.2	6.4	1.2
Totals	--	335	8111	1359	3192	0.426	566	666	0.850	718	1140	1858	292	322	191	129	700	3944	11.8	5.5	0.9

3-Point FG: 2008-09, 69-189 (.365); 2009-10, 78-211 (.370); 2010-11, 134-341 (.393); 2012-13, 213-557 (.382). Total: 660-1720 (.384).

POST SEASON STATS

Season	Team	GP	MIN	FGM	FGA	FG%	FTM	FTA	FT%	OREB	DREB	TREB	AST	TO	STL	BLK	PF	PTS	PPG	RBP	APG
2009-10	ORL	9	89	9	29	0.31	1	1	1	8	23	31	3	2	5	5	23	3.4	0.3	2.6	
2010-11	ORL	6	147	8	30	0.267	6	6	1	10	17	27	3	5	1	1	--	28	4.5	0.5	4.7
2011-12	ORL	5	172	15	44	0.341	6	7	0.857	9	14	23	4	3	2	9	11	48	4.6	0.8	9.6
Totals	--	20	408	32	103	0.311	13	14	0.929	27	54	81	10	10	5	15	16	99	5.0	4.1	0.5

3-Point FG: 2007-08, 0-1 (.000); 2010-11, 0-0 (.000). Total: 0-1 (.000).

ANTHONY DAVIS - #23



Position: Forward
Years Pro: 1
Height: 6-10
Weight: 220
Birthdate: March 11, 1993
Birthplace: Chicago, IL
College: University of Kentucky
High School: Perspectives Charter HS (Chicago, IL)

CAREER HIGHS

PTS	28 @ MIL 11/17/12	OREB	6 vs POR 3/10/13
FGM	11 vs TOR 12/28/12	DREB	14 @ MEM 3/9/13
FGA	20 (2 TIMES)	TREB	18 @ MEM 3/9/13
3FGM	---	ASTS	4 @ GSW 1/19/13
3FGA	1 (3 TIMES)	STLS	4 (4 TIMES)
FTM	9 vs SAS 10/31/12	BLKS	5 (2 TIMES)
FTA	11 vs CLE 3/31/13	MINS	39 (2 TIMES)

Transactions: Selected by New Orleans with the 1st overall pick in the 2012 NBA Draft.

2012-13 Season: Averaged 13.5 points, 8.2 rebounds, 1.8 blocks, 1.2 steals and 1.0 assists in 64 contests (60 starts)...Led the team (or tied for the lead) in scoring 10 times, and in rebounds 20 times...led all rookies in rebounds per game (8.2), blocks per game (1.8), steals per game (1.2) and double-doubles (20)...ranked fourth in points per game (13.5) among all rookies...recorded six performances of 20-plus points/10-plus rebounds...recorded 20-plus points 10 times, and double digit points in 44 contests...recorded double-digit rebounds on 23 occasions and five-plus blocks twice...totaled 18 points, 14 rebounds and four steals 4/9 at LAL...recorded 18th double-double of the season with 24 points and 12 rebounds 4/5 at UTA...recorded 17 points, 13 rebounds and 2 blocks in win vs. CLE on 3/31 including season high 11 FTA...notched 4th 15+ pts/15+ rebs performance in W vs. MEM on 3/22 with 18 points, 15 rebounds and 2 blocks...hit the game-winning shot with 0.6 seconds left 3/20 vs. BOS, as he tipped in an Eric Gordon missed layup...recorded third consecutive double-double with 17 points and 11 rebounds and tied a season-high with five blocked shots 3/12 at BKN...tallied 20 points and career-high 18 rebounds in loss at MEM on 3/9...poured in monster 17 point, 15 rebound, four block performance in L vs. ORL on 3/4...led team with 20 points while also grabbing eight rebounds 2/24 in W vs. SAC...tallied a second consecutive double-double on 2/19 vs. CHI, scoring 15 points and grabbing 10 rebounds...On 2/13 vs. POR, led the team with 21 points and 11 rebounds...scored a team-high 18 points in the loss at MIN on 2/2...registered eighth double-double of the season with 13 points and 10 rebounds on 2/1 at DEN... finished with 25 points, nine rebounds, three blocks and one steal 12/28 vs. TOR...made his first start since returning from injury on 12/18 at GSW, collecting a then career-high 16 rebounds and four steals...recorded his career-high in points (28) as part of second career double-double...recorded first double-double of NBA career with 23 points and 11 rebounds 11/9 vs. CHA...led the team with 21 points while adding seven rebounds, one steal and one blocked shot 10/31 vs. SAS in season opener

College (University of Kentucky 2011-12): Left Kentucky for the NBA after leading Wildcats to a national championship in his freshman season...won six of the seven major National Player of the Year awards, getting the nod from the AP, USBWA and Basketball Times, and capturing the Wooden, Adolph Rupp and Naismith awards...named Final Four Most Outstanding Player as UK won a national title...led the nation in blocks (4.65 bpg), while leading the team in scoring (14.2 ppg), rebounding (10.4 rpg) and field goal percentage (.623)...broke school and SEC records as well as an NCAA freshman record for blocks in a season (186)...finished the season with 20 double-doubles, tops in the SEC and tied for the UK freshman record...named SEC Defensive Player of the Year, SEC Freshman of the Year, First Team All-SEC, SEC All-Freshman Team and SEC All-Defensive Team...averaged 13.7 points, 12.3 rebounds and 4.8 blocks in NCAA Tournament...tied NCAA Championship game record for blocks (6)...also grabbed 16 rebounds in that contest, vs. Kansas...in the Final Four vs. Louisville, posted 18 points (7-of-8 FGs), 14 rebounds and five blocks...contributed 18 points (6-9 FGs), 11 rebounds, six blocks and two steals vs. Baylor in the Elite Eight...notched 15 points with 12 rebounds and five assists in a win over Iowa St... during the regular season, tallied a career-high 28 points on 10-of-11 shooting, 11 rebounds, five blocks and two steals vs. Vanderbilt...had a career-high 18 rebounds, along with 14 points and five blocks vs. Chattanooga.


Personal: Member of the 2012 U.S. Men's Olympic basketball team that captured the gold medal at the 2012 London Summer Olympics...averaged 3.7 points and 2.7 rebounds in 7.6 minutes per game while shooting 64.7% from the floor for Team USA at the London Olympics...winner of the 2011-12 Roy F. Kramer SEC Male Athlete of the Year...averaged 32 points, 22 rebounds, and seven blocked shots as a senior at Perspectives Charter High School in Chicago...named Co-MVP of the Jordan Brand Classic All-American Game with 29 points, 11 rebounds, and four blocks...registered 14 points, six rebounds and four blocks in the McDonald's All-American Game...posted 16 points with 10 rebounds for the USA team in the Nike Hoops Summit...one of four finalists for the Morgan Wootten National Player of the Year Award and five finalists for the Naismith Award...a Parade first team All-American...named all-conference three consecutive years while in high school...stood just 6-3 at the start of his junior year of high school before a growth spurt took him to 6-10...sister, Iesha, was drafted by the Harlem Globetrotters in their sixth annual player draft.

NBA REGULAR SEASON STATS

Season	Team	GP	MIN	FGM	FGA	FG%	FTM	FTA	FT%	OREB	DREB	TREB	AST	TO	STL	BLK	PF	PTS	PPG	RBP	APG	SPG
2012-13	NOH	64	1846	349	676	0.516	169	225	0.751	165	357	522	63	89	75	112	158	867	13.5	8.2	1.8	1.2
Totals	--	64	1846	349	676	0.516	169	225	0.751	165	357	522	63	89	75	112	158	867	13.5	8.2	1.8	1.2

3-Point FG: 2012-13, 0-6 (.000).

TYREKE EVANS - #1



Position: Forward
Years Pro: 4
Height: 6-6
Weight: 220
Birthdate: September 19, 1989
Birthplace: Chester, PA
College: University of Memphis
High School: American Christian School (Aston, PA)

CAREER HIGHS

PTS	35 @ GSW 1/21/11	OREB	5 (3 TIMES)
FGM	14 @ GSW 1/21/11	DREB	10 (4 TIMES)
FGA	29 @ GSW 1/21/11	TREB	11 (5 TIMES)
3FGM	4 @ PHX 3/8/13	ASTS	13 (2 TIMES)
3FGA	7 @ LAL 12/3/10	STLS	6 @ HOU 3/26/12
FTM	16 @ UTA 11/7/09	BLKS	3 (6 TIMES)
FTA	19 @ UTA 11/7/09	MINS	48 (2 TIMES)

Transactions: Selected by Sacramento with the 4th overall pick of the 2009 NBA Draft... Acquired July 10, 2013 by New Orleans from Sacramento along with Jeff Withey from Portland in a three team trade in exchange for Greivis Vasquez (to Sacramento) and Robin Lopez (to Portland).

2012-13 Season: Averaged 15.2 ppg (.478 FG%, .338 3pt%, .775 FT%), 4.4 rpg, 3.5 apg, 1.38 spg, and 31.0 mpg in 65 games (reserve in 4) ... DND-bruised left knee in two games (11/30, 12/1), DNP-CD (sore left knee) in four games (12/7, 12/8, 12/10, 12/17), Inactive List (sore left knee) in 10 games (12/19, 12/21, 12/23, 12/26, 12/28, 12/30, 1/1, 1/2, 1/4, 1/5) ... Missed one game due to a strained left quad (4/17) ... Scored in double-figures in 49 games, 20 or more points in 21 games ... Grabbed 10 or more rebounds in one game ... Recorded one double-double ... Led Kings in scoring in 14 games, rebounding in five, assists in 20.

Professional: In four years with Sacramento, averaged 17.5 ppg (.449 FG%, .276 3pt%, .765 FT%), 4.8 rpg, 4.8 apg, 1.4 spg, and 34.9 mpg in 257 career games (started 247) in four seasons with Sacramento (2009-10 - 2012-13) ... Notched first and only career triple-double vs. Toronto (3/10/10)...Recorded a career-high 35 points (14-29 FG, 1-3 3pt, 6-10 FT), three rebounds, five assists, and three steals in a career-high 48 minutes at Golden State (1/21/11) ... Hit game-winning 50-foot buzzer-beater to give Kings a 100-98 win over Memphis (12/29/10) ... In career, has scored 30 or more in nine contests. 2011-12 (Sacramento): Averaged 16.5 ppg (.453 FG%, .202 3pt%, .779 FT%), 4.6 rpg, 4.5 apg, 1.33 spg, and 34.3 mpg in 63 games (reserve in 2) ... Missed two games due to a sprained left ankle (3/16, 3/18) ... Missed one game due to back spasms (3/30/12) ... Scored 20 or more points in 23 games, 30 or more in one ... Grabbed 10 or more rebounds in four games ... Dished out 10 or more assists in two games ... Recorded four double-doubles ... Led Kings in minutes played (2,162) and assists (283), was third on team in scoring ... Led Kings in scoring in 16 games, rebounding in three, and assists in 29. 2010-11 (Sacramento): Averaged a team-high 17.8 ppg (.409 FG%, .291 3pt%, .771 FT%), 4.8 rpg, a team-leading 5.6 apg, 1.49 spg, and 37.0 mpg in 57 games (reserve in 4 games) ... As a starter, averaged 18.2 ppg (.408 FG%, .286 3pt%, .766 FT%), 4.9 rpg, 5.6 apg, 1.55 spg, and 38.0 mpg in 53 games ... NWT-NBA suspension in one game (10/27/10) ... Missed 20 games due to plantar fasciitis, left foot (12/14/10, 2/15/11-3/23/11) ... Missed four games (1/9/11-1/12, 4/11/11) due to a sprained left ankle ... Led team in scoring in 24 games, rebounding in one, and assists in 31 games ... Ranked 17th (tied) in NBA in minutes per game. 2009-10 (Sacramento): Named the NBA Rookie of the Year after averaging a team-leading 20.1 ppg (.458 FG%, .255 3pt%, .748 FT%), 5.3 rpg, a team-best 5.8 apg, 1.51 spg, and 37.2 mpg in starting all 72 games in which he played ... Joined LeBron James (2003-04), Michael Jordan (1984-85), and Oscar Robertson (1960-61) as the only players in NBA history to average at least 20 points, five rebounds, and five assists per contest in their rookie campaign ... Also among just three players along with James and Kobe Bryant to average 20 points, five rebounds, and five assists ... Only rookie in 2009-10 to lead his club in both scoring and assists ... Finished 16th in the NBA in scoring and steals, 14th in assists, and 18th in minutes played ... Also finished 27th in free throws made (348) and 21st in free throws attempted (465), both tops among rookies ... Ranked first among rookies in scoring and minutes played, fifth in rebounds, second in assists and steals, and fourth in FG% and blocks ... Led the Kings in scoring 37 times, rebounding in 12 games, and assists on 41 occasions.

College (University of Memphis, 2008-09): Named the 2008-09 Conference USA Freshman of the Year ... Earned All C-USA First Team honors and was the C-USA Tournament MVP ... Finalist for the Wooden and USBWA National Player of the Year Awards ... Honored as the National Freshman of the Year by ESPN.com, USBWA, CollegeHoops.net, The Sporting News, CBSSports.com, and FoxSports.com ... Named Third Team All-America by Sports Illustrated and CBSSports.com ... Earned C-USA Rookie of the Week accolades nine times, a new league record ... Averaged 17.1 ppg (.455 FG%, .274 3pt%, .711 FT%), 5.4 rpg, 3.9 apg, and 2.08 spg in 37 games (started 35) in lone season at Memphis ... Led the Tigers in scoring and ranked 15th in the conference in rebounding, eighth in assists, and third in steals ... Amassed 632 total points, second-most by a freshman in school history behind Dajuan Wagner's 762 in 2001-02 ... Ranks first among freshmen in Tigers' annals with 77 steals and fourth-best with 143 assists behind Darius Washington Jr's 144 in 2004-05, 174 by Vincent Askew in 1984-85, and 189 by Derrick Rose in 2007-08.

Personal: Full name is Tyreke Jamir Evans ... Age 23 ... Nicknames include "Reke Havok" and "Too Easy" ... Favorite food is macaroni and cheese ... Spends leisure time sleeping ... Cites "Love and Basketball" as his favorite movie ... Appeared as a guest in April on ESPN's nightly "Top Plays" segment with SportsCenter hosts Neil Everett and Stan Verette ... Honored in May 2010 by the Sacramento City Council and Mayor Kevin Johnson in recognition of winning NBA Rookie of the Year ... Teamed with fellow Kings players to refurbish the North Roseville REC Center last spring, helping paint and plant new landscaping ... Together with former King and current Assistant Coach Bobby Jackson and the Feed the Children Campaign, distributed food and care packages to more than 400 needy families in December 2010 ... Joined NBA and WNBA stars at the 2009 "Play for Peace" International Youth Basketball Clinic held in Maine (7/27/09), an event designed to teach children from Israel, Palestine, Egypt, Jordan, and the United States more about teamwork, tolerance, and conflict resolution.

NBA REGULAR SEASON STATS

Season	Team	GP	MIN	FGM	FGA	FG%	FTM	FTA	FT%	OREB	DREB	TREB	AST	TO	STL	BLK	PF	PTS	PPG	RBP	APG
2009-10	SAC	72	2676	533	1165	0.458	348	465	0.748	66	314	380	414	216	109	26	204	1450	20.1	5.3	5.8
2010-11	SAC	57	2107	382	933	0.409	205	266	0.771	46	229	275	319	184	85	30	143	1012	17.8	4.8	5.6
2011-12	SAC	63	2162	408	900	0.453	201	258	0.779	64	225	289	283	171	84	29	136	1037	16.5	4.6	4.5
2012-13	SAC	65	2016	366	765	0.478	210	271	0.775	56	231	287	229	128	90	27	133	987	15.2	4.4	3.5
Totals	--	257	8961	1689	3763	0.449	964	1260	0.765	232	999	1231	1245	699	368	112	616	4486	17.5	4.8	4.8

3-Point FG: 2009-10, 36-141 (.338); 2010-11, 43-148 (.291); 2011-12, 20-99 (.202); 2012-13, 45-133 (.338). Totals: 144-521 (.276).

ERIC GORDON - #10



Position: Guard
Years Pro: 5
Height: 6-4
Weight: 215
Birthdate: Dec. 25, 1988
Birthplace: Indianapolis, IN
College: Indiana University
High School: North Central (Indianapolis, IN)

CAREER HIGHS

PTS	41 vs OKC 1/23/09	OREB	5 @ PHI 12/15/10
FGM	14 vs MIN 12/20/10	DREB	6 (5 TIMES)
FGA	26 @ POR 1/20/11	TREB	8 (2 TIMES)
3FGM	7 @ POR 1/20/11	ASTS	11 vs SAS 11/1/10
3FGA	11 @ POR 1/20/11	STLS	5 (3 TIMES)
FTM	16 vs NJ 11/15/10	BLKS	3 (2 TIMES)
FTA	20 vs NJ 11/15/10	MINS	53 @ UTA 11/6/10

Transactions: Originally selected by the Los Angeles Clippers with the 7th overall pick in the 2008 NBA Draft...acquired December 14th, 2011 from the Los Angeles Clippers along with Al-Farouq Aminu, Chris Kaman and a 2012 first round draft pick (whichever is more favorable between the Clippers and the Minnesota Timberwolves) in exchange for Chris Paul and two 2015 2nd round draft picks.

2012-13 Season: Averaged 17.0 points, 3.3 assists, 1.8 rebounds and 1.1 steals in 42 games (40 starts)...Led the team (or tied for the lead) in scoring 19 times, and in assists one time...scored in double-digits in 35 of 42 appearances...paced New Orleans with 25 points, four rebounds and three assists in the L vs. LAC on 4/12...led the team with seven assists in addition to 23 points, three rebounds and two steals 4/10 at SAC...finished with 24 points, three assists, three steals and one rebound 3/27 vs. LAC...totaled 24 points, three assists and one steal 3/12 at BKN...finished with a season-high eight assists to go along with 17 points, one rebound and one steal 2/24 vs. SAC...recorded 23 points, three rebounds, two assists and one steal 2/22 vs. DAL, including a season-high 20 first-half points...scored a team-high 20 points on 8-17 from the floor on 2/19 vs. CHI...tallied season-high 27 points in road W at ATL on 2/8...notched then season-high 25 points on season-high 6-8 3PT FG at LAL 1/29...recorded 20 points, two assists and one steal 1/25 vs. HOU...scored a team-high 17 points (all in the first half) on 1/23 at SAS...scored a team-high 23 points on 7-16 shooting in the 1/19 loss vs. GSW...had 19 points, four assists, two rebounds and one steal 1/15 at PHI...scored a game-high 22 points on 1/13 at NYK...made his first start of the season, scoring 14 points on 1/5 at DAL...finished with 11 points, three assists, two rebounds and one steal in his first home appearance 1/1 vs. ATL...made his first appearance of the season, after missing the first 29 games with injury, on 12/29 at Charlotte, scoring a game-high 24 points and dishing out seven assists...INACTIVE (Left knee soreness) - 29 times...DNP (CD) - 8 times...DNP (Sprained right hand) - 1 time.

Professional: Has career averages of 18.0 points, 3.3 assists, 2.5 rebounds and 1.1 steals in 247 games (230 starts)...has one career 40-point game, 14 30-point games and 92 20-point performances...2011-12 (New Orleans): Averaged a team-leading 20.6 points, 3.4 assists, 2.8 rebounds and 1.4 steals in 34.4 minutes over nine games (nine starts)...led the team in scoring eight times this season and in assists three times...New Orleans was 6-3 in games in which Gordon played, and he scored the winning points in two of those wins...had one 30-point performance and four 20-point performances on the season, scoring in double-digits in each game he played...poured in 27 points and added five assists, four rebounds, three steals and one block 4/19 vs. HOU...scored 25 points and dished out six assists 4/13 vs. UTAH...led the team with a New Orleans individual season-high 31 points, also adding four assists and three steals 4/6 at SAS...returned to action 4/4 vs. DEN with 15 points, four rebounds and four assists while also connecting on the game-winning free throws...led the team in scoring in the opener at PHO 12/26, with 20 points, four rebounds and three assists, including a game-winning 20-foot jumper with 4.2 seconds remaining...missed 55 games due to injury (51 due to right knee injury, 4 due to back spasms), and two due to rest. 2010-11 (Los Angeles Clippers): Averaged a career-high 22.3 points, 2.9 rebounds, 4.4 assists, 1.27 steals and 37.7 minutes in 56 games, all starts...led the team in scoring 30 times, assists 15 times, steals 18 times and minutes 25 times...finished the season ranked 12th in the NBA in minutes per game...scored 20+ points 37 times, the 17th-highest total in the NBA...had a career-high streak of 12 straight 20+ games stopped on 12/15/10...scored 30+ points eight times, the 13th-most in NBA...became one of four players in Clippers history to make seven or more 3-pointers in a game when he made seven on 1/20/11 at Portland...11/15/10 vs.

New Jersey, had 30 points (6-20 FG, 2-7 3PT, 16-20 FT), 4 rebounds and 4 assists in 35:55...11/17/10 at Minnesota, had 30 points (9-19 FG, 2-6 3PT, 10-13 FT), 3 rebounds, 7 assists in 37:11...2/20/11 vs. Minnesota, had 36 points (14-23 FG, 5-7 3PT, 3-5 FT), 6 assists and 5 steals in 36:54. 2009-10 (Los Angeles Clippers): Second on team averaging 16.9 points, to go with 2.6 rebounds, 3.0 assists in a team-high 36.0 minutes per game...appeared in 62 games, starting 60...led team in scoring 16 times, steals 17 times and minutes 16 times...scored 30+ points one time and had 20+ points 19 times...one of 27 players named to 2010-12 USA Men's National Team Program...participated in All-Star Weekend, playing for the sophomores in the Rookie Challenge...at halftime of game, took part in NBA All-Star Dunk-In against Demar DeRozan, losing to DeRozan on a fan vote...2/20/10 vs. Sacramento, had 30 points (10-17 FG, 4-7 3PT, 6-7 FT) and six assists in 40:05. 2008-09 (Los Angeles Clippers): 2008-09 T-Mobile NBA All-Rookie Second Team...T-Mobile Western Conference Rookie of the Month (January 2009)...All-Star Weekend T-Mobile Rookie Challenge Participant scoring 19 points (6-8 FG, 4-5 FT) with 6 rebounds...averaged 16.1 points, 2.6 rebounds, 2.8 assists, 1.0 steals in 34.3 minutes per game...named Second Team All-Rookie and finished fifth in Rookie of the Year voting...third leading scorer among all rookies...played in 78 games, starting 65 contests...connected on .389 3FG Pct. (131-337)...shot .854 from the foul line (299-350), 28th in the NBA, 3rd best among rookies...also ranked 3rd among all NBA rookies with 34.3 minutes per game...scored 10+ points 30 times, 20+ points 23 times, 30+ points four times and 40+ points once...led Clippers in scoring a team-high 29 time while leading in assists seven times, steals 16 times, blocks eight times and minutes a team-high 24 times...1/23/09 vs. Oklahoma City, scored a Clippers season-high and then rookie record 41 points, the only Clippers player to score 40+ points in a game that season and the most points scored by any rookie in the NBA that season...1/4/09 vs. Detroit, scored 31 points (9-21 FG, 12-12 FT)...1/6/09 at Dallas, tallied 32 points (9-18 FG, 13-15 FT) and six assists...2/11/09 vs. New York, tallied 30 points (10-16 FG, 4-8 3PT, 6-8 FT) and five assists in 43:15.

College (Indiana University 2007-08): An early entry NBA Draft candidate following his freshman year...earned Second Team All-America Honors from the NABC and Third Team honors from The Associated Press...named Big Ten Freshman of the Year...earned unanimous First Team All-Conference honors from media and league coaches...honoree on the All-Big Ten freshman team...finalist for Naismith and Wooden Awards...earned National All-Freshman Team honors from Sporting News...US-BWA All-District V selection...named second team All-America by Sports Illustrated...CBSSports.com First Team All-American and First Team Freshman All-American...named second team All-America by Sports Illustrated...led Big Ten in scoring (20.9 points), ranked fifth in free throw percentage (.834), 10th in steals (1.3 spg)...set Indiana and Big Ten freshman record for total points scored (669), breaking the old mark held by Michael Redd of Ohio State in 1998...that total was the 10th highest overall in IU single season history...became the first freshman to average more than 20 points per game and first Hoosier overall since Brian Evans averaged 21.2 in 1996...231 free throws made was the third highest single season total in school history and his 277 attempts ranked fourth...his 70 three-point field goals made were the eighth most in a season in Hoosier history...scored 20 or more points 19 times and topped the 30-point mark three times.

Personal: Selected as a finalist for 2012 U.S. Olympic Men's Team...Member of 2010 Team USA squad that won the Gold Medal at 2010 FIBA World Championship in Istanbul, Turkey...in nine games played for Team USA, averaged 8.6 points while finishing second on the team in three-pointers made (19) and second on the team in three-point percentage (.452, 19-42 3FG), helping the United States finish a perfect 9-0 en route to winning the Gold Medal...visited with students of the Youth Leadership Academy and congratulated them on their leadership while also motivating them to continue to be leaders in the classroom and in life...participated in a Country Day Basketball Clinic in March of 2012, instructing drills and teaching students about the fundamentals of basketball...met with the McDonald's All-American nominees from the state of Louisiana prior to a game and spoke with them about the importance of hard work and encouraging them to keep working towards their goals...named 2007 Gatorade National Male Athlete of the Year...earned selection to McDonald's All-American Team and also participated in Jordan Brand All-American Classic...named Indiana Mr. Basketball as a senior after he averaged 29 points, 6.2 rebounds and 3.3 assists in his final year at North Central High School in Indianapolis...2007 graduate of Indianapolis North Central High School named Indiana Gatorade Player of the Year and a Jordan Brand All-American...averaged 29 points, 6.2 rebounds and 3.3 assists...shot 57.0% from the field, 46.2% from three-point range and 88.1% from the line...attended the Adidas Basketball Experience in New Orleans...son of Eric and Denise Gordon.

NBA REGULAR SEASON STATS																					
Season	Team	GP	MIN	FGM	FGA	FG%	FTM	FTA	FT%	OREB	DREB	TREB	AST	TO	STL	BLK	PF	PTS	PPG	RBP	APG
2008-09	LAC	78	2677	411	901	0.456	299	350	0.854	45	156	201	215	164	78	35	172	1252	16.1	2.6	2.8
2009-10	LAC	62	2229	352	784	0.449	222	299	0.742	25	135	160	186	144	69	14	96	1045	16.9	2.6	3.0
2010-11	LAC	56	2112	427	949	0.450	287	348	0.825	45	119	164	244	151	71	18	115	1247	22.3	2.9	4.4
2011-12	NOH	9	310	63	140	0.450	49	65	0.754	2	23	25	31	24	13	4	20	185	20.6	2.8	3.4
2012-13	NOH	42	1264	235	584	0.402	187	222	0.842	10	67	77	137	117	45	8	75	713	17.0	1.8	3.3
Totals	--	247	8592	1488	3358	0.443	1044	1284	0.813	127	500	627	813	600	276	79	478	4442	18.0	2.5	3.3

3-Point FG: 2008-09, 131-337 (.389); 2009-10, 119-321 (.371); 2010-11, 106-291 (.364); 2011-12, 10-40 (.250). Totals: 422-1162 (.363).

JRUE HOLIDAY - #11



Position: Guard
Years Pro: 4
Height: 6-4
Weight: 205
Birthdate: June 12, 1990
Birthplace: Mission Hills, CA
College: UCLA
High School: Campbell Hall High School (Chatsworth, CA)

CAREER HIGHS

PTS	35 vs NYK 1/26/13	OREB	4 (4 TIMES)
FGM	16 vs NYK 1/26/13	DREB	8 (3 TIMES)
FGA	28 vs CHI 12/12/12	TREB	10 (4 TIMES)
3FGM	6 @ CLE 4/18/12	ASTS	15 (2 TIMES)
3FGA	8 (2 TIMES)	STLS	7 vs ATL 3/26/10
FTM	7 (6 TIMES)	BLKS	2 (13 TIMES)
FTA	9 (3 TIMES)	MINS	46 @ MIL 4/2/12

Transactions: Selected by Philadelphia in the first round (17th overall) of the 2009 NBA Draft. Acquired July 10, 2013 by New Orleans along with Pierre Jackson from Philadelphia in exchange for Nerlens Noel and a 2014 1st round pick.

2012-13: In 78 games (all starts), averaged 17.7 points, 8.0 assists, 4.2 rebounds and 1.6 steals in 37.5 minutes per game while shooting 43.1% from the floor, 36.8% from 3-point range and 75.2% from the line... Named to his first ever All-Star Game on 1/24, becoming the youngest player in Sixers franchise history to receive that honor... Was the only player in the league to average at least 17.0 points and 8.0 assists... Recorded 20 double-doubles this season, including one triple-double (at PHO on 1/2) after having one in 2011-12... Scored 20+ points 29 times this season (Sixers 17-12 mark), including 30+ points five times... scored 20+ points 10 times in 2011-12... Scored 30+ points five times this season... most 30-point games in a single season by a Sixer since Allen Iverson had eight in 2006-07... scored a career-high 35 points vs. New York on 1/26... Ranked fourth in the NBA with 8.0 assists this season... Recorded at least eight assists in nine straight games from 12/23-1/8, which tied for the longest single season streak by a Sixer dating back to 1985-86... Had 7+ assists in 54 of his 78 games played this season after doing so 11 times in 2011-12... did not have 7+ assists in more than two consecutive games in 2011-12.

Professional: In five NBA seasons has appeared in 298 games with 276 starts, averaging 13.4 points, 5.8 assists, 2.0 rebounds and 1.4 steals in 32.9 minutes per game while shooting 43.7% from the floor, 37.4% from 3-point range and 78.1% from the line... has 38 career double-doubles, including two triple-doubles... 2011-12 (Philadelphia): In 65 games (all starts), averaged 13.5 points, 4.5 assists, 3.5 rebounds and 1.58 steals in 33.8 minutes per game while shooting 43.2% from the floor, 38.0% from 3-point range and 78.3% from the line... Did not miss any games due to injury in 2011-12 but was a DNP-CD the final game of the season, snapping a streak of 188 consecutive starts dating back to 1/22/10... Scored 20+ points 10 times (Sixers 5-5 mark), including a career high 30 points at Chicago on 3/7/12... scored 19 points in the third quarter at Cleveland on 4/18/12... Averaged just 1.8 turnovers over his final 49 games played after averaging 2.8 tpg the first 16 games of the season... Recorded his only double-double of the season vs. Atlanta on 1/21... Shot 6-of-6 from 3-point range at Cleveland on 4/18/12 tying the franchise record for most 3FGM without a miss in a single game... Averaged a career-high 1.58 steals and ranked 11th in the NBA... recorded 3+ steals 16 times, including four or more times... 2010-11 (Philadelphia): Started all 82 games, averaging 14.0 points, 6.5 assists, 4.0 rebounds and 1.5 steals in 35.4 minutes per game while shooting 44.6% from the floor, 36.5% from 3-point range and 82.3% from the line... Had 15 point-assist double-doubles, including his first triple-double at New Jersey on 2/2/11... Scored 20+ points 14 times (Sixers 10-5 mark)... Hit 2+ 3-pointers 23 times, including 3+ eight times... Ranked 16th in the NBA in assists and 16th in steals... Named to the Sophomore team in the T-Mobile Rookie Challenge... 2009-10 (Philadelphia): In 73 games with 51 starts, averaged 8.0 points, 3.8 assists, 2.6 rebounds and 1.09 steals in 24.2 minutes per game while shooting 44.2% from the floor, a team-high 39.0% from 3-point range and 75.6% from the line... Started the final 41 games; overall as a starter, averaged 12.0 points, 6.6 assists, 4.1 rebounds and 19.4 steals... Had seven steals vs. Atlanta on 3/26/10... Recorded his first career double-double with 10 points and 10 rebounds vs. Chicago on 3/20/10... Record his first point-assist double-double with 13 points and 12 assists vs. Atlanta on 3/26/10.

College (University of California, Los Angeles, 2008-09): Was an early entry candidate for the 2009 NBA Draft following his freshman season at UCLA... Played alongside senior Darren Collison in the backcourt... In 35 games (all starts), averaged 8.5 points, 3.8 rebounds, 3.7 assists and 1.6 steals in 27.1 minutes per game... Shot 45.0% from the floor, 30.7% from 3-point range and 72.6% from the line... Earned Pac-10 All-Freshman Team Honors... Scored a career-high 20 points on a perfect 8-of-8 shooting in just 19 minutes of play vs. Florida International... Had 12 points and a career-high 10 rebounds with five assists and three steals vs. Louisiana Tech... Recorded a career-high 6 steals vs. CS Northridge and 5 steals against USC... Had 13 points and six assists in UCLA's one-point win over Virginia Commonwealth in the First Round of the NCAA Tournament.

Personal: As a senior at Campbell High School in Chatsworth, Ca., averaged 25.9 points, 11.2 rebounds, 6.9 assists, 4.8 steals... Team went 31-5 and won the California Division IV state title... as a freshman, helped Campbell High to a perfect 32-0 mark along with older brother Justin who went on to play at Washington... Rated the No. 1 point guard and the No. 2 overall prospect in the Class of 2008 by Rivals.com... Named the 2008 Gatorade National Player of the Year and Parade Magazine First Team All-America... Played in the McDonald's All-American Game, tallying 14 points, 5 rebounds, 3 assists and 5 steals... Lists collecting shoes as a hobby... Was the manager for the Girls Tennis Team in high school... Played with Pelicans Forward-Center Jason Smith for the Philadelphia 76ers during the 2009-10 season.

NBA REGULAR SEASON STATS																					
Season	Team	GP	MIN	FGM	FGA	FG%	FTM	FTA	FT%	OREB	DREB	TREB	AST	TO	STL	BLK	Pf	PTS	PPG	RBP	APG
2009-10	PHI	70	860	95	233	0.408	34	44	0.773	12	61	73	151	70	22	4	83	249	3.6	2.2	0.3
2010-11	PHI	70	860	95	233	0.408	34	44	0.773	12	61	73	151	70	22	4	83	249	3.6	2.2	0.3
2011-12	PHI	66	1705	225	523	0.430	96	117	0.821	23	150	173	359	148	60	8	126	589	8.9	5.4	0.9
2012-13	PHI	78	2685	438	1012	0.433	124	154	0.805	43	294	337	704	247	66	6	190	1083	13.9	9.0	0.8
Totals	--	247	8592	853	2001	0.426	288	359	0.802	90	566	656	1365	535	170	22	482	2170	7.6	4.8	0.6

3-Point FG: 2010-11, 25-86 (.291); 2011-12, 43-135 (.319); 2012-13, 83-243 (.342). Totals: 151-464 (.325).

POST SEASON STATS																					
Season	Team	GP	MIN	FGM	FGA	FG%	FTM	FTA	FT%	OREB	DREB	TREB	AST	TO	STL	BLK	Pf	PTS	PPG	RBP	APG
2010-11	PHI	5	188	24	58	0.414	12	15	0.800	3	16	19	28	11	10	2	10	71	14.2	5.6	2
2011-12	PHI	13	494	74	179	0.512	38	44	0.864	17	44	61	67	26	20	8	24	206	15.8	5.15	1.54
Totals	--	18	682	98	237	0.414	50	59	0.847	20	60	80	95	37	30	10	34	277	15.4	5.3	1.7

3-Point FG: 2010-11, 11-21 (.524); 2011-12, 20-49 (.408). Totals: 31-60 (.517).

DARIUS MILLER - #2



Position: Forward
Years Pro: 1
Height: 6-8
Weight: 225
Birthdate: March 21, 1990
Birthplace: Maysville, KY
College: University of Kentucky
High School: Mason County HS (Maysville, KY)

CAREER HIGHS

PTS	16 vs DEN 3/25/13	OREB	2 @ DEN 11/25/12
FGM	6 vs DEN 3/25/13	DREB	6 @ DEN 11/25/12
FGA	7 (2 TIMES)	TREB	8 @ DEN 11/25/12
3FGM	4 vs DEN 3/25/13	ASTS	5 vs POR 3/10/13
3FGA	5 vs DEN 3/25/13	STLS	3 @ DEN 2/1/13
FTM	2 (3 TIMES)	BLKS	2 vs BOS 3/20/13
FTA	2 (3 TIMES)	MINS	36 vs GSW 3/18/13

Transactions: Selected by New Orleans with the 46th overall pick in the second round of the 2012 NBA Draft.

2012-13 Season: Averaged 2.3 points per game and 1.5 rebounds per game in 52 games played in his rookie season (including two starts)...Led the team in rebounds one time...Broke out in W vs. DEN on 3/25 with career-high 16 points on 6-7 FG including 4-5 3PT FG...Played a career-high 35 minutes going 2-5 from the field scoring four points, grabbing five boards and dishing three assists...Poured in a career night off the bench to power a New Orleans win vs. POR on 3/10 with eight points, five assists and three boards...Scored five points on 2-6 from the floor at OKC on 2/27...Was activated on 1/27 and dressed for the 1/27 win at MEM...Was inactivated on 12/29 and sent to the Iowa Energy of the NBA Developmental League on 12/31...Tallied a career-high in assists (3) and minutes played (27) on 12/7 vs. MEM...Tallied new career highs (or tied) for points (7), FGM and FGA (2-4), FTM and FTA (2-2), offensive, defensive and total rebounds (2-6-8), assists (2) and minutes with 26 in the L at DEN on 11/25. Finished with four points, two assists and one rebound 11/16 vs. OKC...Recorded a career-high six points in 11/9 matchup vs. CHA.

College (University of Kentucky 2008-12): The 2012 SEC Sixth-Man of the Year. Set a UK record for career games played (152)...ranks 10th on UK's all-time three-point field goals list with 175...scored 1,248 points, ranking 34th all-time...Senior (2011-12): Averaged 9.9 points, 2.8 rebounds and 2.1 assists in 26.1 minutes per game in helping UK win a national title...earned SEC Sixth-Man of the Year... Junior (2010-11): Started 37-of-38 games, averaging 10.9 points and 4.6 rebounds...shot 44.3 percent from three and hit a three-pointer in 36-of-38 games...caught fire at the end of the year... Sophomore (2009-10): Started 32-of-38 games, averaging 6.5 points in 21.2 minutes per game...scored a season-high 20 points (7-9 FGs) with a team-leading nine rebounds vs. Wake Forest in the NCAA Second Round...posted 18 points, including four three-pointers, vs. Arkansas...helped Team USA to gold medal at U-19 World Championship in New Zealand...led the team with 12 blocks, averaging 5.0 points and 3.1 rebounds...Freshman (2008-09): Averaged 5.3 points in 21.2 minutes...in the last nine games, averaged 8.1 points.

Personal: Played for U.S. at the 2011 World University Games in China and averaged 5.6 points and 3.6 rebounds in seven games...selected to USA U-19 National team over the summer of 2009...played in all nine games, earning two starts in helping lead Team USA to gold medal at U-19 World Championship in New Zealand...led the team with 12 blocked shots, while averaging 5.0 points per game and 3.1 rebounds per game...averaged 19.9 points per game, grabbing 7.9 boards, 3.6 assists, 2.9 steals and shooting 51 percent in his senior season...shot 34 percent from 3-point range...helped lead Mason County to 2008 State Championship...named 2008 Kentucky Mr. Basketball...scored more than 2,000 points in high school career...ranked the seventh best small forward in the country and 38th overall by Scout.com...averaged 20 points, nine rebounds, four assists and four blocked shots his junior season...son of Brian and Nicole Miller.

NBA REGULAR SEASON STATS

Season	Team	GP	MIN	FGM	FGA	FG%	FTM	FTA	FT%	OREB	DREB	TREB	AST	TO	STL	BLK	PF	PTS	PPG	RBP	APG
2012-13	NOH	52	694	44	108	0.407	8	8	1.000	8	70	78	44	23	17	12	89	118	2.3	1.5	0.8
Totals	--	52	694	44	108	0.407	8	8	1.000	8	70	78	44	23	17	12	89	118	2.3	1.5	0.8

3-Point FG: 2012-13, 22-56 (.393).

ANTHONY MORROW - #3



Position: Guard
Years Pro: 5
Height: 6-6
Weight: 210
Birthdate: September 27, 1985
Birthplace: Charlotte, NC
College: Georgia Tech
High School: Charlotte Latin HS (Charlotte, NC)

CAREER HIGHS

PTS 42 vs MIN 2/3/12 **OREB** 6 (2 TIMES)
FGM 16 vs NYK 4/2/10 **DREB** 8 (2 TIMES)
FGA 23 vs NYK 4/2/10 **TREB** 12 @ PHO 4/15/09
3FGM 8 vs MIN 2/3/12 **ASTS** 6 (2 TIMES)
3FGA 13 @ CHI 12/11/09 **STLS** 6 vs DET 2/27/10
FTM 8 (3 TIMES) **BLKS** 2 (3 TIMES)
FTA 9 @ SAS 2/25/11 **MINs** 52 vs OKC 12/1/10

Transactions: Signed as an undrafted free agent out of the 2008 NBA Draft with Golden State on July 25, 2008...Traded to the New Jersey Nets for a future second-round pick on July 13, 2010...Traded to the Atlanta Hawks along with Jordan Farmar, DeShawn Stevenson, Johan Petro, Jordan Williams, a first-round pick, the right to swap first-round picks in 2014 and 2015, and a second-round pick in exchange for Joe Johnson on July 11, 2012...Traded to the Dallas Mavericks in exchange for Dahntay Jones on February 21, 2013...Signed as a free agent by the New Orleans Pelicans on July 10, 2013.

2012-13 Season: Averaged 4.0 points and 9.3 minutes in 41 games (one start) with ATL and DAL...shot 44.1% (61-145 FGs) from the field, 37.2% (16-43 3FGs) from 3-point range and 90.9% (20-22 FTs) from the line...in 24 games (1 start) with ATL, averaged 5.2 points, 1.1 rebounds and 12.5 minutes...in 17 games with DAL, averaged 2.3 points and 4.8 minutes while shooting 50.0% (17-34 FGs) from the field...two games with 10+ points.

Professional: Holds career averages of 10.9 points, 2.6 rebounds in 24.9 minutes played in 297 games (120 starts) for Golden State, New Jersey, Atlanta and Dallas...Appeared in 67 games (17 starts), averaging 10.1 points, 3.0 rebounds and 1.2 assists in 22.6 minutes...shot 47.8% (255-534 FGs) from the field, a league-high 46.7% (86-184 3FGs) from 3-point range and 87.0% (80-92 FTs) from the line...in 17 starts, averaged 16.6 points and 4.6 rebounds in 34.9 minutes...led the NBA in 3FG%, becoming the 1st rookie in NBA history (and the first Warrior) to lead the league in that category...his 46.7% 3FG% was the highest mark ever by an NBA rookie with at least 150 attempts...in 1st NBA start at LAC (11/15/08), had 37 points (15-20 FGs, 4-5 3FGs, 3-3 FTs), the highest total ever by an undrafted player in his rookie season, to go with 11 rebounds in 42 minutes...2011-12 (New Jersey): In 62 games (18 starts), averaged 12.0 points, 2.0 rebounds and 1.0 assist in 26.4 minutes...shot 37.1% (106-286 3FGs) from 3-point range and 93.3% (97-104 FTs) from the line...10 games with 20+ points...2010-11 (New Jersey): Averaged 13.2 points, 3.0 rebounds and 32.0 minutes in 58 games (47 starts) while shooting 45.0% (279-620 FGs) from the field, 42.3% (110-260 3FGs) from 3-point range and 89.7% (96-107 FTs) from the line...ranked 10th in the NBA in 3FG%, tying for the 5th-best mark in Nets history. 2009-10 (Golden State): Averaged 13.0 points, 3.8 rebounds, 1.5 assists and 29.2 minutes in 69 games (37 starts) while shooting 46.8% (329-703 FGs) from the field, 45.6% (140-307 3FGs) from 3-point range and 88.6% (101-114 FTs) from the line...in 35 starts, averaged 14.3 points, 4.4 rebounds, 2.0 assists and 1.2 steals...ranked 5th in the NBA in 3FG% (.456), and became 1 of only 4 players in NBA history to convert at least 80 3-pointers and shoot at least 45% from 3-point range in back-to-back seasons. 2008-09 (Golden State): Appeared in 67 games (17 starts), averaging 10.1 points, 3.0 rebounds and 1.2 assists in 22.6 minutes...shot 47.8% (255-534 FGs) from the field, a league-high 46.7% (86-184 3FGs) from 3-point range and 87.0% (80-92 FTs) from the line...in 17 starts, averaged 16.6 points and 4.6 rebounds in 34.9 minutes...led the NBA in 3FG%, becoming the 1st rookie in NBA history (and the first Warrior) to lead the league in that category...his 46.7% 3FG% was the highest mark ever by an NBA rookie with at least 150 attempts...in 1st NBA start at LAC (11/15/08), had 37 points (15-20 FGs, 4-5 3FGs, 3-3 FTs), the highest total ever by an undrafted player in his rookie season, to go with 11 rebounds in 42 minutes.


College (Georgia Tech 2004-08): Played four seasons at Georgia Tech, averaging 11.4 points and 3.0 rebounds and 24.7 minutes in 123 games (70 starts)...his career free throw percentage of 86.7% established a new school record...his 258 career 3-point field goals were tied for third all-time at Tech with Travis Best (16th in ACC history)...as a senior in 2007-08, finished as Tech's scoring leader (14.3 ppg, 15th in ACC), while hitting an ACC-best 44.8% of his 3s (ranked 14th nationally)...in 2005-06, earned Honorable mention All-Atlantic Coast Conference and was Tech's top scorer at 16.0 points per game (13th in ACC).

Personal: Full name is Anthony Jarrad Morrow...nicknamed "A-Mo"...Son of Larry Mayhew and Angela Morrow...majored in science, technology and culture...named "Mr. Basketball" in North Carolina as a senior...three-time all-state performer who led his Charlotte Latin High School team to state championships each of his last two years among North Carolina 3A Independent Schools...Lettered four years for coach Jerry Faulkner and served as team captain two years...averaged 22.4 points, 9.8 rebounds and 3.1 assists as a senior as Latin went 27-4, and won MVP honors in the state tournament...junior year averages were 24 points and eight rebounds per game while Latin went 26-1 and lost only to Mount Zion Christian Academy...played in the Charm City Classic in Baltimore, Maryland...played for Team USA in the Global Games in Dallas, Texas.

NBA REGULAR SEASON STATS																					
Season	Team	GP	MIN	FGM	FGA	FG%	FTM	FTA	FT%	OREB	DREB	TREB	AST	TO	STL	BLK	PF	PTS	PPG	RBP	APG
2008-09	GSW	67	1515	255	534	0.478	80	92	0.870	78	121	199	80	52	36	12	130	676	10.1	3.0	1.2
2009-10	GSW	69	2018	329	703	0.468	101	114	0.886	61	198	259	104	84	65	16	158	899	13.0	3.8	1.5
2010-11	NJN	58	1856	279	620	0.450	96	107	0.897	37	135	172	68	54	19	7	135	764	13.2	3.0	1.2
2011-12	NJN	62	1636	272	658	0.413	97	104	0.933	31	96	127	61	70	46	9	86	747	12.0	2.0	1.0
2012-13	ATL/DAL	41	383	64	145	0.441	20	22	0.909	11	19	30	13	8	13	1	43	164	4.0	0.7	0.3
Totals	--	297	7408	1199	2660	0.451	394	439	0.897	218	569	787	326	268	179	45	552	3250	10.9	2.6	1.1

3-Point FG: 2008-09, 86-184 (.467); 2009-10, 140-307 (.456); 2010-11, 110-260 (.423); 2011-12, 106-286 (.250); 2012-13, 16-43 (.371).
Totals: 458-1080 (.424).

ARINZE ONUAKU - #21



Position: Forward
Years Pro: R
Height: 6-10
Weight: 275
Birthdate: July 13, 1987
Birthplace: Washington D.C.
College: Syracuse University
High School: Episcopal HS (Alexandria, VA)

Transactions: Originally went undrafted in the 2010 NBA Draft. Played five games for Rio Grande Valley Vipers of the NBA D-League in 2010-11, spent time with the Neptunas in both the Baltic and Lithuanian Leagues in 2011-12. Rights were traded from Rio Grande Valley to the Canton Charge prior to the 2012-13 NBA D-League season. Signed by the New Orleans Pelicans on August 22, 2013.

2012-13 Season: Appeared in 38 games (35 starts) with the Canton Charge and averaged 12.6 points on .564 shooting with 9.5 rebounds and 0.9 blocks in 23.7 minutes per game...started all three of Canton's postseason contests and averaged 11.7 points on .600 shooting with 9.7 rebounds and 0.8 blocks in 25.0 minutes per game...was fifth in the D-League for the season in both field goal percentage and rebounds...was the long Charge representative in the 2013 D-League All-Star Game in Houston...notched a team-high 20 double doubles on the season...grabbed a season-high 17 rebounds in a victory over Tulsa (12/28).

Professional: Played in three games with Neptunas of the Baltic League and averaged 12.0 points on .714 shooting with 3.3 rebounds, 0.7 steals and 0.3 blocks in 14.0 minutes per game...also played in three games with Neptunas in the Lithuanian league and averaged 12.0 points on .565 shooting with 5.7 rebounds and 1.0 steals in 21.7 minutes per game. 2010-11: Appeared in five games with the Rio Grande Valley Vipers and averaged 4.6 points on .500 shooting with 3.8 rebounds and 0.4 steals in 8.6 minutes per game...saw action in six of the Vipers' postseason contests and averaged 4.2 points on .522 shooting with 2.8 rebounds and 0.8 blocks in 10.8 minutes per game...scored a season-high 11 points on 5-of-10 shooting with a season-high 10 rebounds and two steals in a loss to Austin (3/18).

College (Syracuse University 2007-10): Played in 134 career games (103 starts) at Syracuse and averaged 9.2 points on .648 shooting (making him the all-time Field Goal Percentage leader at Syracuse) with 6.0 rebounds, 1.1 blocks and 0.9 steals in 22.8 minutes per game...during his senior season, played in 32 games (31 starts) and averaged 10.5 points on .668 shooting with 5.1 rebounds, 1.1 blocks and 0.9 steals in 22.8 minutes per game...played in 38 games (37 starts) as a junior and averaged 10.3 points on .667 shooting with 7.3 rebounds, 1.4 blocks and 0.5 steals in 26.8 minutes per game...started all 35 games as a sophomore and averaged 12.7 points on .628 shooting with 8.1 rebounds, 1.3 blocks and 1.0 steal in 30.6 minutes per game...played in 29 games as a freshman and averaged 2.0 points on .561 shooting with 2.8 rebounds and 0.4 blocks in 8.4 minutes per game.

Personal: Has three siblings: Ify, Chuk and Michael.

NBA D-LEAGUE STATS

Season	Team	GP	MIN	FGM	FGA	FG%	FTM	FTA	FT%	OREB	DREB	TREB	AST	TO	STL	BLK	PF	PTS	PPG	RBP	APG
2010-11	RGV	5	43	10	20	0.500	3	6	0.500	11	8	19	1	5	2	1	8	23	4.6	3.8	0.2
2012-13	CTN	38	901	195	346	0.564	90	160	0.563	136	224	360	27	82	24	35	108	480	12.6	9.5	0.7
Totals	--	43	944	205	366	0.56	93	166	0.560	147	232	379	28	87	26	36	116	503	11.7	8.8	0.7

3-Point FG: 2010-11, 0-0 (.000); 2012-13, 0-0 (.000); Totals: 0-0 (.0).

AUSTIN RIVERS - #25



Position: Guard
Years Pro: 1
Height: 6-4
Weight: 200
Birthdate: August 1, 1992
Birthplace: Santa Monica, CA.
College: Duke University
High School: Winter Park HS (Winter Park, FL)

CAREER HIGHS

PTS	27 vs MIN 12/12/12	OREB	2 (3 TIMES)
FGM	9 vs MIN 12/12/12	DREB	5 (2 TIMES)
FGA	14 (2 TIMES)	TREB	7 vs IND 12/22/12
3FGM	5 vs MIN 12/12/12	ASTS	6 (3 TIMES)
3FGA	6 vs MIN 12/12/12	STLS	3 @ CHI 11/3/12
FTM	6 @ MIL 11/17/12	BLKS	1 (8 TIMES)
FTA	7 vs NYK 11/20/12	MINS	41 vs TOR 12/18/12

Transactions: Selected by New Orleans with the 10th overall pick in the 2012 NBA Draft.

2012-13 Season: Averaged 6.2 points, 2.1 assists and 1.8 rebounds per game in 61 games played his rookie season (including 26 starts). Led the team in points twice and assists once...Poured in 10 pts on 5-6 FG and two rebounds vs. LAL on 3/6... Made the start on 2/11 at DET, scoring seven points...Poured in nine points and grabbed two rebounds at LAL 1/29...Grabbed a career-high seven rebounds on 12/22 vs. IND...Made a career-high nine field goals and five three-pointers to record his best point total of his career (27) on 12/14 vs. MIN...Recorded a career-high in minutes played (38) on 12/12 at OKC...Finished with 11 points, five rebounds and three assists 12/11 vs. WAS...Scored a career-high 15 points on 7-13 shooting on 12/7 vs. MEM... Tied a career-high, grabbing four defensive rebounds on 12/3 vs. MIL...Tied a career-high with five field goals and 14 points in the 11/26 win at LAC... Scored a career-high 14 points, shooting 5-10 from the field on 11/20 vs. NYK...Recorded double-digits for the first time this season 11/14 at HOU with 10 points, while adding three rebounds, two assists and one steal...Scored nine points while adding three rebounds, three steals, two assists and one block 11/3 at CHI... Totaled seven points, two assists and one rebound on opening night 10/31 vs. SAS. Missed final 20 games of the season due to a fractured right hand suffered on 3/6 vs. LAL.

College (Duke University 2011-12): Averaged a team-high 15.5 points to join Johnny Dawkins (1983) and Bill Sapp (1945) as the only freshmen to lead Duke in scoring...became just the seventh freshman in ACC history to collect First Team All-Conference recognition...in the Duke freshman record books, ranks in the top five in seven categories: points (527, 3rd); points per game (15.5, 3rd); free throws (121, 1st) and attempts (184, 1st), three-pointers (58, 5th), double-figure scoring games (30, t-3rd) and 20-point games (eighth, t-5th)...a First Team All-ACC selection and NABC Third Team All-American...scored 20 or more points eight times...recorded double-digit points in 30 of 34 games...finished with 19 points, four rebounds and one assist in first round NCAA Tournament loss to Lehigh...posted a season-high 29 points and hit game-winning three-pointer to top No. 5 UNC, 85-84, on the road...shot 9-of-16 from the field, including 6-of-10 from three-point range, and added five rebounds... also notched 23 points in overtime win over Virginia Tech, converting 11-of-17 free throws...collected 18 points on 7-of-11 shooting against the Hokies earlier in the year...registered 22 points on 8-of-18 shooting in a road loss to No. 2 Ohio State... posted 18 points on 6-of-13 shooting vs. Washington in 25 minutes of action...contributed 20 points and season-high nine rebounds in 43 minutes during an overtime loss to Miami (FL)...Scored 15 points to go along with season-highs of six assists and three steals 11/12 vs. Presbyterian.

Personal: Four-year letter winner at Winter Park High School under head coach David Bailey...led the team to a 109-18 record in his career and finished second in Central Florida high school history with 2,957 points...led Winter Park High to a 28-5 record with averages of 29.2 points, 6.1 rebounds, 2.2 assists and 2.0 steals as a senior...earned National Player of the Year honors by Naismith, Morgan Wootten, Parade, USA Today and MaxPreps...named 2011 Gatorade Florida Player of the Year...played in the 2011 McDonald's All-America game, leading the West with 14 points.

NBA REGULAR SEASON STATS

Season	Team	GP	MIN	FGM	FGA	FG%	FTM	FTA	FT%	OREB	DREB	TREB	AST	TO	STL	BLK	PF	PTS	PPG	RBP	APG
2012-13	NOH	61	1418	145	390	0.372	59	108	0.546	16	93	109	127	74	26	9	122	377	6.2	2.1	1.8
Totals	--	61	1418	145	390	0.372	59	108	0.546	16	93	109	127	74	26	9	122	377	6.2	2.1	1.8

3-Point FG: 2012-13, 28-86 (.326).

BRIAN ROBERTS - #22



Position: Guard
Years Pro: 1
Height: 6-1
Weight: 173
Birthdate: December 3, 1985
Birthplace: Toledo, OH
College: University of Dayton
High School: St. John's High School (Toledo, OH)

CAREER HIGHS

PTS	20 @ SAC 4/10/13	OREB	1 (10 TIMES)
FGM	7 (3 TIMES)	DREB	6 vs LAC 4/12/13
FGA	17 @ DAL 4/17/13	TREB	6 (2 TIMES)
3FGM	4 @ OKC 12/12/12	ASTS	18 vs DEN 3/25/13
3FGA	6 @ OKC 12/12/12	STLS	2 (7 TIMES)
FTM	6 @ SAC 4/10/13	BLKS	1 (2 TIMES)
FTA	6 @ SAC 4/10/13	MINS	43 vs POR 3/10/13

Transactions: Went undrafted in the 2008 NBA Draft...signed as a free agent by New Orleans on August 3, 2012.

2012-13 Season: Led the team in scoring four times and led or tied for the team lead in assists nine times... Totaled 13 points, six assists and three rebounds in season finale at DAL 4/17...Notched second career double-double with 15 points and 11 assists in L vs. LAC on 4/12...Tallied career-highs in points (20) and rebounds (6) in addition to five assists 4/10 at SAC...Poured in 15 points off the bench in win vs. CLE on 3/31 including 3-4 3PT FG...In starting role on 3/25 vs. DEN, poured in monster 13 point, 18 assist performance...Came off the bench to total 12 points and three assists 3/20 vs. BOS...Dished out then career-high nine assists in career-high 43 minutes vs. POR on 3/10... Scored a team-high 16 points, draining a career-high four three pointers on 12/12 at OKC...Tied a season-high in steals (2) in the 12/8 loss to MIA...Reached double-digits in scoring for the sixth time on the season on 12/7 vs. MEM...Led the New Orleans bench in scoring, collecting 11 points on 11/28 vs. UTA...Notched career high 17 points against DEN on 11/25...Recorded his second double-digit scoring game of his career (13), making three of four three-point field goals on 11/20 vs. the NYK...Recorded nine points, seven assists, two steals and one rebound 11/16 vs. OKC... Recorded career-highs in both points (16) and assists (8) on 11/9 vs. CHA...Totaled two points, three rebounds and one assist 11/3 at CHI.

Professional: Won the 2009-10, 2010-11 and 2011-12 German National Championship with Brose Baskets Bamberg...won the 2010 and 2011 German National Cup with Brose Baskets Bamberg...2011-12 (Brose Baskets Bamberg): Competed in NBA Summer League with New Orleans, averaging 13.8 points, 2.2 assists and 2.0 rebounds in 27.4 minutes per game over five games (three starts)...shot 50% from the field, 54.5% from three-point range and 93.8% from the line...appeared in 54 games for Brose Baskets Bamberg, averaging 11.4 points, 3.0 assists and 2.0 rebounds in 25.9 minutes per game...played in 10 games for Brose Baskets Bamberg in Germany during Euroleague play, averaging 8.6 points, 2.2 assists and 1.5 rebounds...shot 50 percent from the field and helped lead his team to the 2011-12 German National Championship. 2010-11 (Brose Baskets Bamberg): Averaged 12.8 points and 2.3 assists in 10 games during the 2010-11 Euroleague...Set Euroleague career highs in points (23), rebounds (5), assists (7) and steals (2)...2009-10 (Brose Baskets Bamberg): Played in 43 games for Brose Baskets Bamberg in 2009-2010, averaging 11.8 points on 44 percent three-point shooting...Appeared in five games of NBA Las Vegas Summer League with the Sacramento Kings...averaged 3.0 points and 1.2 assists in 10.1 minutes per game...2008-09 (Galil Elyon): Played for Galil Elyon in Israel, averaging 15.5 points, 2.3 rebounds and 2.4 assists in 28 games before signing a two-year contract to play in Germany with Brose Baskets Bamberg...participated in NBA Las Vegas Summer League with the Lakers, averaging 5.4 points and 1.2 assists in five games.

College (University of Dayton 2004-08): Played four seasons for Dayton...led team in scoring final three seasons...averaged 15.7 points, 3.0 rebounds and 2.8 assists in 125 career games... named as one of 30 nominees for the John R. Wooden Award his senior year...also named as one of 30 nominees for the Naismith Award and also selected as one of 16 finalists for the Bob Cousy award...Roberts is UD's second three-time All-Atlantic 10 selection (second team in 2005-06, 2006-07, first team in 2007-08).

Personal: Roberts was the 2004 Ohio Division I Co-Player of the Year after guiding Toldeo St. John's High School to the state championship game...majored in marketing at Dayton...has a brother (Nolan) who played college basketball at Valparaiso and a sister (Shanda) who played at Kentucky and Toledo.

NBA REGULAR SEASON STATS

Season	Team	GP	MIN	FGM	FGA	FG%	FTM	FTA	FT%	OREB	DREB	TREB	AST	TO	STL	BLK	PF	PTS	PPG	RBP	APG
2012-13	NOH	78	1324	213	511	0.417	70	77	0.909	17	80	97	219	71	37	3	108	555	7.1	2.8	1.2
Totals	--	78	1324	213	511	0.417	70	77	0.909	17	80	97	219	71	37	3	108	555	7.1	2.8	1.2

3-Point FG: 2012-13, 59-153 (.386).

JASON SMITH - #14



Position: Forward/Center
Years Pro: 5
Height: 7-0
Weight: 240
Birthdate: March 2, 1986
Birthplace: Kersey, CO
College: Colorado State
High School: Platte Valley HS (Kersey, CO)

CAREER HIGHS

PTS	26 vs MIN 4/07/12	OREB	6 vs HOU 1/9/13
FGM	12 vs MIN 4/07/12	DREB	8 @ LAL 3/31/12
FGA	21 @ IND 11/21/12	TREB	10 (5 TIMES)
3FGM	2 @ BOS 11/25/09	ASTS	4 (2 TIMES)
3FGA	4 (2 TIMES)	STLS	3 (4 TIMES)
FTM	8 @ CHI 11/3/12	BLKS	5 (2 TIMES)
FTA	8 (3 TIMES)	MINS	37 @ LAL 3/31/12

Transactions: Originally selected by Miami with the 20th overall pick in the 2007 NBA Draft... acquired by Philadelphia in a draft night trade (6/28/07) in exchange for the rights to Daequan Cook (21st overall pick), the Sixers second round pick in 2009 and cash considerations...acquired from Philadelphia with Willie Green in exchange for Darius Songaila and Craig Brackins on September 23, 2010...re-signed with New Orleans on December 17, 2011.

2012-13 Season: Averaged 8.2 points and 3.6 rebounds per game in 51 games played...Led the team in rebounds three times and tied for the lead in scoring once...Recorded a season-high 22 points to go along with five rebounds and two blocks 2/22 vs. DAL, with 16 points coming in the second half...Scored 13 points, grabbed four rebounds and blocked two shots off the bench on 2/13 vs. POR...Recorded 16 points, five rebounds and two blocks off the bench in the 1/27 win at MEM...Pitched in 13 points and eight rebounds off the bench on 1/23 at SAS...Came off the bench and contributed 14 points and five rebounds in W 1/11 vs. MIN...Recorded his first double-double of the season, scoring 17 points and grabbing 10 rebounds to go along with three blocks on 1/9 vs. HOU...Scored 12 points on six of 10 shooting, along with a season-high tying seven rebounds on 1/5 at DAL...Led the New Orleans bench with 12 points to go along with five rebounds and two blocks on 12/8 at MIA...Tied a season-high in assists (3) and a career-high in blocks (5), while scoring 14 points on 12/7 vs. MEM...Dished out a season-high three assists, recorded a career-high tying three steals and scored 12 points on 12/3 vs. MIL...Left the game early on 11/23 at PHO with a corneal abrasion...Came off the bench to tally a season-high 18 points (on a career-high 21 FGA) and seven rebs at IND on 11/21...Finished with eight points, five rebounds and a career-high five blocked shots 11/7 vs. PHI...Came off the bench to record 16 points, two rebounds and two blocks 11/3 at CHI. Missed the final 24 games after having season-ending surgery to repair a torn right labrum.

Professional: In 300 games (38 starts), has averaged 5.6 points and 3.3 rebounds...has five career double-doubles and one 20/10 performance...recorded 20-plus points in three games and 10-plus rebounds in five career games...2011-12 (New Orleans): Averaged career-highs with 9.9 points, 4.9 rebounds and 1.0 blocks in 23.7 minutes over 40 games (29 starts)...recorded four double-doubles including one 20/10 performance...eclipsed the 20-point mark in two games and pulled down 10 or more boards in four games...led the team in rebounds eight times this season, and in scoring four times this season...tied his career-high with four assists, while also posting fourth double-double of season with 14 points and 10 rebounds 4/15 vs. MEM...scored 22 points and grabbed six rebounds 4/11 vs. SAC...set a career-high with 26 points while also grabbing 10 boards for third double-double of season 4/7 vs. MIN...recorded second double-double of the season with 17 points and 10 boards 3/31 at LAL...recorded 17 points, eight rebounds and two blocks 3/22 vs. LAC...led the team with 17 points to go along with five rebounds and three blocks 1/19 vs. HOU...recorded first start of the season 1/16 vs. POR...recorded first double-double of the season 1/14 at MEM with 15 points and 10 rebounds...at UTA 1/2, led the team in rebounds with eight and recorded first double-digit scoring performance with 16 points...missed 21 games due to injury (20 due to a concussion and one due to a sprained left ankle) and two games due to suspension...2010-11 (New Orleans): Averaged 4.3 points and 3.1 rebounds per game, while also totaling 26 steals in 77 games played...in six starts, averaged 9.3 points and 3.7 rebounds...led the team in scoring one time and tied for the team lead in rebounding three times...scored 12 points and grabbed six rebounds (three offensive) with one assist and one steal 4/11 vs. UTA...scored 20 points (9-11 FG) and grabbed five rebounds 2/1 vs. WAS...grabbed eight rebounds with six points, two blocks and an assist 12/17 vs. UTA...started 4th career game 12/3 vs. NYK

and recorded 12 points and five rebounds...tallied 12 points, six rebounds and two steals 11/5 vs. MIA...notched 14 points and nine rebounds 11/3 at HOU...had eight points and four rebounds in 25 minutes in his New Orleans debut 10/27 vs. MIL...inactive one time with four DNP-CDs...2009-10 (Philadelphia): In 56 games with two starts, averaged 3.4 points and 2.4 rebounds in 11.8 minutes per game while shooting 43.1% from the floor, 34.5% from 3-point range and 69.0% from the line...over his final 20 games played, averaged 14.3 minutes played after averaging 10.4 mpg his first 36 games played...2008-09 (Philadelphia): Missed the entire season after tearing the ACL in his left knee during a workout session in August of 2008...underwent successful ACL reconstruction surgery on 9/17/08...appeared in five games at NBA Summer League in Las Vegas, averaging 15.6 points, 8.0 rebounds and 1.0 blocks...shot a team-high 55.1% from the floor and 88.9% from the line...2007-08 (Philadelphia): In 76 games played with one start, averaged 4.5 points, 3.0 rebounds and 0.7 blocks in 14.6 minutes per game...shot 45.5% from the floor, 28.6% from 3-point range and 65.9% from the line...missed his first game of the season with a left ankle sprain vs. ORL on 2/1; up to that point was one of five rookies to appear in every one of his team's games...made his first and only start vs. MIL (1/30)...scored 10+ points six times.

College (Colorado State 2004-08): Played three seasons at Colorado State University...earned First Team All-Mountain West Conference honors his sophomore and junior seasons...was one of ten NCAA Division I players to average a double-double in 2006-07...led the MWC in rebounding (10.1 rpg, ninth in the nation), ranked sixth in scoring (16.8 ppg), fourth in blocks (1.60 bpg), fourth in field goal percentage (57.9% FGs) and fourth in free throw percentage (77.0% FTs)...in his final regular season game, posted 27 points and a career-high tying 22 rebounds against Wyoming...finished his career with 24 double-doubles, the second-most in school history...was named MWC Freshman of the Year in 2004-05.

Personal: Full name is Jason Victor Smith...son of Jack and Roberta Smith...attended Platte Valley High School in Colorado...was a two-time state player of the year...helped distribute bicycles to underprivileged children at the Harmony Oaks Community Center during the 2010 holiday season...provided meals to senior citizens at the New Orleans Basketball Senior Luncheon in December of 2011...signed autographs and handed out presents to students at the EMERGE Christmas Party...read to a group of 30 elementary students at a Reading Timeout in April of 2012. Assisted in the dedication of a Math and Science Center at the Fontainebleau High School in Mandeville, LA.

NBA REGULAR SEASON STATS																					
Season	Team	GP	MIN	FGM	FGA	FG%	FTM	FTA	FT%	OREB	DREB	TREB	AST	TO	STL	BLK	PF	PTS	PPG	RBP	APG
2007-08	PHI	76	1106	141	310	0.455	54	82	0.659	77	153	230	20	48	22	50	142	340	4.5	3.0	0.3
2009-10	PHI	56	658	75	174	0.431	29	42	0.690	54	81	135	33	35	21	28	110	189	3.4	2.4	0.6
2010-11	NOH	77	1102	136	307	0.443	59	70	0.843	89	152	241	36	53	26	32	150	331	4.3	2.4	0.5
2011-12	NOH	40	947	181	348	0.520	33	47	0.702	72	124	196	34	40	21	41	102	396	9.9	4.9	0.9
2012-13	NOH	51	876	167	341	0.490	86	102	0.843	64	122	186	34	55	15	45	123	420	8.2	3.65	0.67
Totals	--	300	4689	700	1480	0.473	261	343	0.761	356	632	988	157	231	105	196	627	1676	5.6	3.3	0.5

3-Point FG: 2007-08, 4-14 (.286); 2009-10, 10-29 (.345); 2010-11, 0-2 (.000); 2011-12, 1-9 (.111); 2012-13, 0-4 (.382). Totals: 15-58 (.259).

POST SEASON STATS																					
Season	Team	GP	MIN	FGM	FGA	FG%	FTM	FTA	FT%	OREB	DREB	TREB	AST	TO	STL	BLK	PF	PTS	PPG	RBP	APG
2007-08	PHI	6	82	8	18	0.444	4	4	1.000	4	11	15	3	2	1	5	5	20	3.3	2.5	0.5
2010-11	NOH	6	58	7	15	0.467	4	0	0.000	1	6	7	1	0	2	0	11	14	2.3	1.2	0.2
Totals	--	12	140	15	33	0.455	4	4	1.000	5	17	22	4	2	3	5	16	34	2.8	1.8	0.3

3-Point FG: 2007-08, 0-1 (.000); 2010-11, 0-0 (.000). Totals: 0-1 (.000).

GREG STIEMSMA - #34



Position: Center
Years Pro: 2
Height: 6-11
Weight: 260
Birthdate: September 26, 1985
Birthplace: Randolph, WI
College: University of Wisconsin
High School: Randolph HS (Randolph, WI)

CAREER HIGHS

PTS 14 @ PHX 3/22/13 **OREB** 4 (2 TIMES)
FGM 6 (4 TIMES) **DREB** 9 @ GSW 4/9/13
FGA 13 @ IND 3/13/13 **TREB** 10 @ PHX 3/22/13
3FGM --- **ASTS** 6 @ WAS 1/25/13
3FGA --- **STLS** 5 @ SAS 4/17/13
FTM 5 (2 TIMES) **BLKS** 4 (5 TIMES)
FTA 8 @ ATL 1/21/13 **MINS** 40 (2 TIMES)

Transactions: Undrafted in the 2008 NBA Draft...signed as a free agent by the Timberwolves on April 13, 2010...placed on waivers on September 10, 2010...signed by the Cleveland Cavaliers on September 27, 2010...placed on waivers on October 2, 2010...signed as a free agent by the Boston Celtics on December 9, 2011...became a free agent on July 1, 2012...signed by the Minnesota Timberwolves on August 5, 2012...placed on waivers on July 7, 2013...signed as a free agent by the New Orleans Pelicans on July 10, 2013.

2012-13 Season: Appeared in 76 contests (19 starts) for Minnesota, averaging 4.0 points, 3.4 rebounds and 1.2 blocks in 15.9 minutes per game...recorded one double-double on the season, while recording double-digit scoring in 12 contests and pulling down double-digit rebounds in one contest...recorded season-highs in points and rebounds as he recorded his lone double-double of the season 3/22 at PHO, finishing with 14 points and 10 rebounds as well as three blocks...recorded two or more blocks on 29 different occasions, and recorded a season-high four blocks in five different games...shot perfect from the field in eight different contests...recorded a career-high five steals 4/17 at SAS.

Professional: Holds career averages of 3.6 points, 3.3 rebounds and 1.3 blocks in 131 games (22 starts) for the Boston Celtics and the Minnesota Timberwolves...2011-12 (Boston): Averaged 2.9 points, 3.2 rebounds and 1.6 blocks in 13.9 minutes per game...ranked 14th in the NBA in blocks per game and was ranked second amongst all rookies in blocks per game...appeared in his first NBA game against New Orleans on 12/28 and recorded two points, four rebounds and six blocks in 20:16 of action...recorded his first career start against the Wizards on 1/2 and responded with 13 points, seven rebounds, two assists and two blocks...pulled down seven rebounds to go along with a season-high three assists, three steals and 27 minutes against Portland on 3/9...grabbed a season-high eight boards against Golden State on 3/14...in his return home to Milwaukee, scored six points, grabbed four rebounds, handed out three assists, swiped four steals and had five blocks on 3/22...tied season-highs with six blocks and four steals at Charlotte on 4/15...appeared in four games for the Sioux Falls Skyforce of the NBA Development League averaging 9.0 points, 10.8 rebounds and 4.5 blocks per game before signing with the Celtics...led the Celtics in steals 10 times and in blocks 24 times...appeared in 19 postseason games for the Celtics, averaging 1.5 points and 2.2 rebounds in 7.5 minutes per game...2010-11 (Telekom Ankara): Appeared in 29 games for Telekom Ankara of the Turkish League averaging 6.0 points, 4.0 rebounds and 1.8 blocks per game...shot 59.3% from the floor and 69.7% from the free throw line...2009-10 (Sioux Falls SkyForce): Appeared in 47 games for the Sioux Falls SkyForce of the NBA Development League averaging 9.1 points, 7.3 rebounds and a league-leading 3.7 blocks per game...was named 2010 NBA Development League Defensive Player of the Year and All-NBA Development League Honorable Mention...averaged 15.0 points, 10.7 rebounds and 4.3 blocks in three playoff games...2008-09 (Oyak Renault Bursa; Seoul SK Knights): Played for both Oyak Renault Bursa of the Turkish League and for the Seoul SK Knights of the Korean Basketball League...in 17 games for Oyak, averaged 7.9 points, 6.7 rebounds and 1.9 blocks per game...for Seoul, averaged 14.3 points, 9.1 rebounds, 1.2 assists, 1.3 steals and 2.8 blocks per game in 16 games.

College (University of Wisconsin 2004-08): Played four seasons for Wisconsin, averaging 2.7 points, 2.3 rebounds and 1.0 blocks in 10.2 minutes over 93 games (seven starts)...2007-08: Averaged 3.5 points, 3.1 rebounds and 1.1 blocks in 11.5 minutes over 35 games...shot 54.8% from the field while connecting on 82.6% of his free throw attempts...led the team in

blocks with 40 on the season...started in seven games...2006-07: Averaged 2.2 points and 1.7 rebounds in 9.9 minutes over 34 games...also averaged a career-high 1.1 assists per game...2005-06: Averaged 3.0 points, 3.0 rebounds and 1.6 blocks in 12.5 minutes over 15 games...2004-05: Appeared in just nine games during his freshman season, averaging 1.2 points in 3.0 minutes per game.

Personal: Full name is Gregory Ross Stiemsma...Withdrew from 2012 USA Select Team after undergoing a non-surgical process to help combat plantar fasciitis...earned a bronze medal with Team USA at the Pan American Games...lead the tournament in field goal percentage (.889) and was second in the tournament in blocked shots with 11 as Team USA went on to win the Bronze medal.

NBA REGULAR SEASON STATS

Season	Team	GP	MIN	FGM	FGA	FG%	FTM	FTA	FT%	OREB	DREB	TREB	AST	TO	STL	BLK	PF	PTS	PPG	RBP	APG
2011-12	BOS	55	766	66	121	0.545	29	41	0.707	48	129	177	28	37	85	33	144	161	2.9	3.2	0.5
2012-13	MIN	76	1209	127	278	0.457	53	69	0.768	61	200	261	30	44	90	59	184	307	4.0	3.4	0.4
Totals	--	131	1975	193	399	0.484	82	110	0.745	109	329	438	58	81	175	92	328	468	3.6	3.3	0.4

3-Point FG: 2011-12, 0-0 (.000); 2012-13, 0-0 (.000). Totals: 0-0 (.000).

POST SEASON STATS

Season	Team	GP	MIN	FGM	FGA	FG%	FTM	FTA	FT%	OREB	DREB	TREB	AST	TO	STL	BLK	PF	PTS	PPG	RBP	APG
2011-12	BOS	19	143	12	18	0.667	4	6	0.667	9	32	41	5	4	4	11	26	28	1.5	0.3	2.2
Totals	--	19	143	12	18	0.667	4	6	0.667	9	32	41	5	4	4	11	26	28	1.5	0.3	2.2

LANCE THOMAS - #42



Position: Forward
Years Pro: 2
Height: 6-8
Weight: 225
Birthdate: April 24, 1988
Birthplace: Brooklyn, NY
College: Duke University
High School: Saint Benedict's Prep. School (Newark, NJ)

CAREER HIGHS

PTS	18 @ DEN 3/9/12	OREB	5 @ LAL 3/31/12
FGM	4 (6 TIMES)	DREB	6 @ HOU 4/26/12
FGA	8 (3 TIMES)	TREB	8 (2 TIMES)
3FGM	---	ASTS	3 @ CHA 4/16/12
3FGA	1 vs DAL 3/2/12	STLS	2 (2 TIMES)
FTM	12 @ DEN 3/9/12	BLKS	2 (3 TIMES)
FTA	14 @ DEN 3/9/12	MINS	46 @ HOU 4/26/12

Transactions: Originally signed by New Orleans as a free agent on December 9, 2011. Waived on December 31, 2011. Signed by New Orleans to 10-day contracts on February 6, 2012 and on February 16, 2012. Signed by New Orleans for the remainder of the season on February 27, 2012. Re-signed with the New Orleans Pelicans on August 22, 2013.

2012-13 Season: Played in 59 total games for New Orleans recording 2.5 points and 1.9 rebounds per game in 10.9 minutes... Set a season-high with 12 points while shooting a perfect 4-4 FG and 4-4 FT, and also grabbing four boards, two steals and one block 3/12 at BKN... Scored eight points on 3-3 shooting from the floor at OKC on 2/27... Made his first start of the season, scoring four points and grabbing three rebounds on 12/18 at GSW... Set a season-high in rebounds (7) and offensive rebounds (4) on 12/16 at POR... Set then season-highs in points (10) and FGA (5), while tying a career-high for field goals (4) in the 12/3 win vs. MIL... Collected six rebounds on 12/1 vs. OKC... Got to the line a season high 6 times in L at DEN on 11/25... Collected a career-high two steals to go along with eight points on 11/23 at PHX... Recorded his first block of the season while collecting then season-highs in points (8), field goals (3), and minutes (22).

Professional: Averaged 4.0 points and 3.0 rebounds in 15 minutes of action over 42 games (10 starts)... finished third among rookies in free throw percentage (.839)... recorded double-digit points on four different occasions... in 10 starts, averaged 4.9 points and 4.2 rebounds while shooting 43.2% (19-44) from the floor... led the team in scoring one time and rebounding two times... finished with 11 points, eight rebounds, two blocks and one steal 4/26 at HOU... totaled 10 points, six rebounds and two assists 4/22 at LAC... had eight points, four rebounds, two blocks and one steal in first career start 3/24 vs. SAS... recorded 18 points on a New Orleans season individual high 12-14 free throws and pulled down five boards 3/9 at DEN... played first career game 12/28 vs. BOS scoring 1 pt. in 2 min... 2010-11: Played 46 games with the Austin Toros of the NBA D-League in 2010-11... averaged 12.6 points and 5.5 rebounds in 29.9 minutes of play... participated with the New Jersey Nets on their Orlando Summer Pro League team in 2010... member of 2011 USA Pan American Games Team.

College (Duke University 2007-10): Played in 40 games as a senior, averaging 25.3 minutes per game while scoring 4.8 points and grabbing 4.9 rebounds... co-captain his senior year... won an NCAA championship his senior season... ACC All-Defensive team senior year as well... ended career 10th all-time on Duke's all-time list of offensive rebounds (255)... also helped lead Duke to 2010 ACC regular season co-championship, as well as 2010 and 2009 ACC Tournament titles.

Personal: Selected as a member of the 2012 U.S. Men's Select Team... Played for Danny Hurley in high school, brother of former Duke guard Bobby Hurley... led high school team to two New Jersey state titles and a 56-3 record over final two seasons... McDonalds All-American in 2006... selected as member of 2006 Parade All-America second team... named 2006 Prep-School State Player of the Year by the Newark-Star Ledger... member of 2006 USA U18 Championship team and 2005 Youth Development Festival Blue Team... son of Lily Irvin... served meals to senior citizens at the Senior Luncheon in December of 2012... led drills and taught students the fundamentals of basketball in a Country Day Basketball Clinic... met with the McDonald's All-American nominees from the state of Louisiana prior to a New Orleans home game to speak with them about the importance of hard work and staying focused on their goals... met with season ticket holders prior to a New Orleans home game to sign autographs and take pictures... met with fans and employees after the 2011-12 season to thank them for their support and hard

work at a fan and staff appreciation event... spoke with children at a Baton Rouge elementary schools and Boys and Girls club during the New Orleans "Inspired for Summer Education" tour, motivating them to stay focused on improving their education over the summer.

NBA REGULAR SEASON STATS

Season	Team	GP	MIN	FGM	FGA	FG%	FTM	FTA	FT%	OREB	DREB	TREB	AST	TO	STL	BLK	PF	PTS	PPG	RBP	APG
2011-12	NOH	42	629	57	126	0.452	52	62	0.839	49	77	126	12	24	10	7	78	166	4.0	3.0	0.3
2012-13	NOH	59	646	53	106	0.5	43	59	0.729	44	71	115	17	14	11	7	78	149	2.5	1.9	0.3
Totals	--	101	1275	110	232	0.474	95	121	0.785	93	148	241	29	38	21	14	156	315	3.1	2.4	0.3

3-Point FG: 2011-12, 0-1 (.000); 2012-13, 0-0 (.000). Totals: 0-1 (.000).

JEFF WITHEY - #5



Position: Center
Years Pro: R
Height: 7-0
Weight: 235
Birthdate: March 7, 1990
Birthplace: San Diego, CA
College: University of Kansas
High School: Horizon HS (San Diego, CA)

Transactions: Selected 39th overall by the Portland Trailblazers in the 2013 NBA Draft...Acquired July 10, 2013 by New Orleans from Portland along with Tyreke Evans from Sacramento in a three team trade in exchange for Greivis Vasquez (to Sacramento) and Robin Lopez (to Portland).

College (University of Kansas 2009-13): KU and Big 12 career blocked shots leader ending his Jayhawk tenure with 312 all-time blocks...Broke his own Kansas and Big 12 single-season blocked shots record with 146 blocks in 2012-13...The 2012 and 2013 Big 12 Defensive Player of the Year and 2013 NABC Co-Defensive Player of the Year...Senior (2012-13): Led the Big 12 with 3.95 blocked shots per game, ranking second nationally and setting the KU and conference per game average season record...Voted as NABC Co-Defensive Player of the Year...Paced Kansas in rebounding at 8.5 boards per game while posting a 13.7 scoring average...Named Big 12 Defensive Player of the Year and All-Big 12 First Team by the coaches and media...Selected Second Team All-America by the NABC and Sporting News, Third Team by the AP and NABC, and to the Lute Olson All-American...Named to the Wooden Award Ballot and a top-14 finalist for USBWA Oscar Robertson Player of the Year...The Big 12 Championship Most Outstanding Player and an All-Big 12 Tournament team honoree...Also earned Big 12 All-Defensive Team and USBWA All-District VI...A three-time Big 12 Player of the Week selection in 2012-13...Recorded a triple-double vs. San Jose State with 16 points, 12 rebounds and a school-record 12 blocks...Junior (2011-12): A starter in all 39 games for the Jayhawks...Named Big 12 Defensive Player of the Year...Averaged 9.0 points, 6.3 rebounds and 3.6 blocks in 24.8 minutes per game...Led the Big 12 in blocks and ranked in the top 10 nationally...Set an NCAA Tournament record for most blocks in a single tournament with 31 rejections and was named to the Midwest Region All-Tournament Team...Selected Big 12 All-Defensive Team and All-Big 12 Third Team by the coaches...Scored a career-high 25 points at Baylor and pulled down a career-high 20 rebounds vs. Oklahoma State...Tabbed Oscar Robertson (USBWA) National Player of the Week and Big 12 Player of the Week after his performances against Baylor and OSU...Played 32 minutes in the National Championship vs. Kentucky and had five points, seven rebounds, four blocked shots and two steals...Sophomore (2010-11): Scored 2.3 points and collected 1.8 rebounds in 6.2 minutes per game for the Jayhawks, playing 10 or more minutes in six contests...Shot 64.7 percent on 22-of-34 shooting...Freshman (2011-12): Appeared in 15 games and averaged 1.3 points...Transferred from Arizona after head coach Lute Olson resigned in October.Team after undergoing a non-surgical process to help combat plantar fasciitis...Lead the tournament in field goal percentage (.889) and was second in the tournament in blocked shots with 11 as Team USA went on to win the Bronze medal.

Personal: Brother, Chris, is a firefighter...Sister, Michelle, is a physical therapist...Mother, Debbie, and Father, Mike, reside in San Diego.



2012-13
SEASON



2012-13 ROSTER & STATS



Record: 27-55
West: 15-37
East: 12-18
Division: 3-11
Home: 11-22
Road: 10-23
Overtime: 1-3

Head Coach: Monty Williams, Notre Dame
Lead Assistant Coach: Randy Ayers, Miami (Ohio)
Assistant Coaches: Bryan Gates, Boise State; Dave Hanners, North Carolina; Fred Vinson, Georgia Tech
Trainer: John Ishop, Texas

2012-13 Final Roster

No.	Player	Position	Height	Weight	Birthdate	College/Country	Yrs Pro
0	Al-Farouq Aminu	F	6-9	215	9/21/1990	Wake Forest/USA	2
17	Lou Amundson	F	6-9	225	12/07/1982	Nevada-Las Vegas/USA	6
33	Ryan Anderson	F	6-10	240	5/06/1988	California/USA	4
23	Anthony Davis	F-C	6-10	220	3/11/1993	Kentucky/USA	4
10	Eric Gordon	G	6-3	215	12/25/1988	Indiana/USA	R
12	Terrel Harris	G	6-4	190	8/10/1987	Oklahoma State/USA	1
4	Xavier Henry	G	6-6	220	3/15/1991	Kansas/USA	2
15	Robin Lopez	C	7-0	255	4/01/1988	Stanford/USA	4
8	Roger Mason Jr.	G	6-5	205	9/10/1980	Virginia/USA	9
2	Darius Miller	F	6-8	235	3/21/1993	Kentucky/USA	R
25	Austin Rivers	G	6-4	200	8/01/1992	Duke/USA	R
22	Brian Roberts	G	6-1	180	12/03/1985	Dayton/USA	R
14	Jason Smith	F-C	7-0	240	3/02/1986	Colorado State/USA	4
42	Lance Thomas	F	6-8	225	4/24/1988	Duke/USA	1
21	Greivis Vasquez	G	6-6	211	1/16/1987	Maryland/Venezuela	2

2012-13 Final Statistics

Player	G	GS	MIN	FG	FGA	PCT	3FG	3FGA	PCT	FT	FTA	PCT	OFF	DEF	TOT	AST	PF	DQ	STL	TO	BLK	PTS	AVG
Gordon	42	40	1264	235	584	.402	56	173	.324	187	222	.842	10	67	77	137	75	1	45	117	8	713	17.0
Anderson	81	22	2503	472	1115	.423	213	557	.382	152	180	.844	191	328	519	97	179	2	42	97	31	1309	16.2
Vasquez	78	78	2685	438	1012	.433	83	243	.342	124	154	.805	43	294	337	704	190	0	66	247	6	1083	13.9
Davis	64	60	1846	349	676	.516	0	6	.000	169	225	.751	165	357	522	63	158	0	75	89	112	867	13.5
Lopez	82	82	2136	384	719	.534	0	0	---	161	207	.778	226	236	462	64	167	1	32	110	128	929	11.3
Smith	51	0	876	167	341	.490	0	4	.000	86	102	.843	64	122	186	34	123	0	15	55	45	420	8.2
Aminu	76	71	2066	225	474	.475	4	19	.211	101	137	.737	139	446	585	103	153	0	92	116	51	555	7.3
Roberts	78	5	1324	213	511	.417	59	153	.386	70	77	.909	17	80	97	219	108	0	37	71	3	555	7.1
Rivers	61	26	1418	145	390	.372	28	86	.326	59	108	.546	16	93	109	127	122	0	26	74	9	377	6.2
Mason	69	13	1219	132	305	.433	66	159	.415	39	43	.907	11	121	132	74	104	0	26	51	11	369	5.3
Warrick	1	0	7	1	2	.500	0	0	---	2	2	1.000	0	0	0	0	0	0	1	0	0	4	4.0
Henry	50	2	625	66	161	.410	4	11	.364	58	92	.630	21	69	90	13	72	0	16	31	5	194	3.9
Sloan (NO)	3	0	6	0	0	---	0	0	---	0	0	---	0	0	0	1	0	0	0	0	0	0	0.0
Thomas	59	9	646	53	106	.500	0	0	---	43	59	.729	44	71	115	17	78	0	11	14	7	149	2.5
Miller	52	2	694	44	108	.407	22	56	.393	8	8	1.000	8	70	78	44	89	0	17	23	12	118	2.3
McGuire	9	0	145	9	21	.429	0	0	---	1	2	.500	7	21	28	9	13	0	8	5	3	19	2.1
Sims	2	0	5	2	3	.667	0	0	---	0	0	---	2	0	2	0	1	0	0	1	0	4	2.0
Amundson (NO)	18	0	209	18	42	.429	0	0	---	8	16	.500	24	34	58	8	27	0	9	8	6	44	2.4
Harris (NO)	13	0	108	2	19	.105	0	7	.000	1	2	.500	0	17	17	7	14	0	2	13	3	5	0.4
HORNETS	82	-	19780	2955	6589	.448	535	1474	.363	1269	1636	.776	988	2426	3414	1721	1673	4	520	1193	440	714	94.1
OPPONENTS	82	-	19780	3030	6435	.471	632	1688	.374	1339	1764	.759	835	2391	3226	1915	1534	6	648	1086	492	8031	97.9

2012-13 Final Results

G	Date	H/A	OPP	W/L	Score	New Orleans High Scorer	New Orleans High Rebounds	New Orleans High Assists	Opponent High Scorer	Atten.
1	31-Oct	H	SAS	L	95-99	Davis-21	Lopez-9	Vasquez-13	Duncan-24	15,358
2	2-Nov	H	UTA	W	88-86	Aminu-8	Vasquez-10	Foye-20	Duncan-24	14,147
3	3-Nov	A	CHI	W	89-82	Vasquez-18	Anderson-13	Vasquez-6	Deng-19	21,758
4	7-Nov	H	PHI	L	62-77	Aminu-10	Aminu-16	Vasquez-7	Holiday-14	12,988
5	9-Nov	H	CHA	W	107-99	Anderson-25	Davis-11	Roberts-8	Gordon-34	12,668
6	14-Nov	A	HOU	L	96-100	Vasquez-24	Anderson-12	Vasquez-9	Harden-30	14,535
7	16-Nov	H	OKC	L	95-110	Anderson-15	Davis-11	Roberts-7	Martin-27	15,458
8	17-Nov	A	MIL	L	113-117	Davis-28	Davis-11	Vasquez-11	Ellis-22	14,731
9	20-Nov	H	NYK	L	80-102	Anderson-15	Anderson-8	Vasquez-6	Anthony-29	13,705
10	21-Nov	A	IND	L	107-115(OT)	Lopez-21	Lopez-13	Vasquez-8	George-37	12,633
11	23-Nov	A	PHX	L	108-111(OT)	Anderson-34	Anderson-11	Vasquez-14	Morris-23	14,020
12	25-Nov	A	DEN	L	84-102	Roberts-17	Miller-8	Rivers-6	Iguodala-23	15,402
13	26-Nov	A	LAC	W	105-98	Vasquez-25	Anderson-8	Vasquez-10	Butler-33	19,060
14	28-Nov	H	UTA	L	84-96	Lopez-18	Smith-9	Vasquez-8	Jefferson-19	10,693
15	1-Dec	H	OKC	L	79-100	Anderson-21	Anderson-10	Vasquez-7	Durant-20	14,547
16	3-Dec	H	MIL	W	102-81	Anderson-22	Anderson-7	Vasquez-9	Jennings-25	12,321
17	5-Dec	H	LAL	L	87-103	Anderson-31	Aminu-10	Vasquez-9	Bryant-29	18,449
18	7-Dec	H	MEM	L	89-96	Anderson-15	Smith-5	Vasquez-8	Gay-28	13,698
19	8-Dec	A	MIA	L	90-106	Anderson-24	Lopez-8	Vasquez-7	Crawford-26	19,600
20	11-Dec	H	WAS	L	70-77	Anderson-17	Anderson-11	Vasquez-5	Wade-26	10,076
21	12-Dec	A	OKC	L	88-92	Roberts-16	Lopez-8	Anderson-5	Durant-35	18,203
22	14-Dec	H	MIN	L	102-113	Rivers-27	Aminu-8	Vasquez-16	Pekovic-31	14,671
23	16-Dec	A	POR	L	94-95	Anderson-26	Vasquez-8	Vasquez-11	Hickson-24	18,772
24	18-Dec	A	GSW	L	96-103	Anderson-28	Davis-16	Vasquez-11	Lee-26	19,596
25	19-Dec	A	LAC	L	77-93	Lopez-22	Lopez-9	Vasquez-10	Griffin-18	19,188
26	21-Dec	A	SAS	L	94-99	Davis-18	Davis-11	Vasquez-4	Parker-25	17,943
27	22-Dec	H	IND	L	75-81	Lopez-24	Lopez-11	Vasquez-8	West-25	15,042
28	26-Dec	A	ORL	W	97-94	Lopez-29	Davis-11	Vasquez-8	Nelson-28	18,846
29	28-Dec	H	TOR	L	97-104(OT)	Davis-25	Anderson-12	Vasquez-14	DeRozan-30	13,968
30	29-Dec	A	CHA	W	98-95	Gordon-24	Davis-10	Vasquez-8	Kidd-Gilchrist-22	18,110
31	1-Jan	H	ATL	L	86-95	Anderson-23	Davis-13	Vasquez-10	Smith-23	12,712
32	2-Jan	A	HOU	L	92-104	Anderson-18	Lopez-8	Vasquez-14	Harden-31	18,198
33	5-Jan	A	DAL	W	99-96(OT)	Vasquez-25	Aminu-13	Vasquez-9	Nowitzki-20	20,338
34	7-Jan	H	SAS	W	95-88	Gordon-24	Aminu-10	Vasquez-11	Ginobili-21	11,599
35	9-Jan	H	HOU	W	88-79	Mason-17	Aminu-10	Vasquez-11	Harden-25	11,453
36	11-Jan	H	MIN	W	104-92	Vasquez-18	Aminu-13	Vasquez-13	Ridnour-20	13,538
37	13-Jan	A	NYK	L	87-100	Gordon-22	Aminu-11	Vasquez-6	Anthony-27	19,033
38	15-Jan	A	PHI	W	111-99	Vasquez-23	Anderson-9	Vasquez-9	Holiday-29	17,304
39	16-Jan	A	BOS	W	90-78	Aminu-18	Vasquez-11	Vasquez-4	Garnett-15	18,624
40	19-Jan	H	GSW	L	112-116	Gordon-23	Davis-12	Vasquez-15	Thompson-29	15,472
41	21-Jan	H	SAC	W	114-105	Anderson-27	Aminu-11	Vasquez-11	Cousins-29	10,880
42	23-Jan	A	SAS	L	102-106	Gordon-17	Aminu-12	Vasquez-11	Splitter-25	17,511
43	25-Jan	H	HOU	L	82-100	Gordon-20	Davis-7	Vasquez-6	Harden-30	15,302
44	27-Jan	A	MEM	W	91-83	Anderson-22	Aminu-12	Vasquez-11	Randolph-20	16,277
45	29-Jan	A	LAL	L	106-111	Gordon-25	Lopez-9	Vasquez-15	Howard-24	18,997
46	30-Jan	A	UTA	L	99-104	Vasquez-17	Aminu-13	Vasquez-13	Millisp-25	17,490
47	1-Feb	A	DEN	L	98-113	Anderson-21	Davis-10	Vasquez-9	Iguodala-24	17,221
48	2-Feb	A	MIN	L	86-115	Vasquez-7	Davis-18	Vasquez-6	Cunningham-18	16,289
49	6-Feb	H	PHX	W	93-84	Vasquez-19	Aminu-11	Vasquez-12	Dudley-14	12,148
50	8-Feb	A	ATL	W	111-100	Gordon-27	Vasquez-11	Vasquez-12	Smith-23	14,022
51	10-Feb	A	TOR	L	89-102	Lopez-19	Vasquez-7	Vasquez-6	Gay-20	17,177
52	11-Feb	A	DET	W	105-86	Anderson-31	Aminu-14	Vasquez-13	Stuckey-19	10,177
53	13-Feb	H	POR	W	99-63	Davis-21	Davis-11	Vasquez-8	Lillard-12	11,656
54	19-Feb	H	CHI	L	87-96	Gordon-20	Davis-10	Vasquez-10	Deng-20	13,612
55	20-Feb	A	CLE	L	100-105	Roberts-17	Aminu-10	Vasquez-8	Inving-35	16,103
56	22-Feb	H	DAL	L	100-104	Gordon-23	Anderson-12	Vasquez-11	Nowitzki-25	16,538
57	24-Feb	H	SAC	W	110-95	Davis-20	Anderson-9	Vasquez-13	Salmons-18	12,788
58	26-Feb	H	BKN	L	97-101	Vasquez-20	Vasquez-8	Vasquez-7	Williams-33	12,651
59	27-Feb	A	OKC	L	74-119	Anderson-14	Aminu-7	Vasquez-7	Westbrook-29	18,203
60	1-Mar	H	DET	W	100-95	Vasquez-25	Aminu-14	Vasquez-9	Monroe-27	14,189
61	4-Mar	H	ORL	L	102-105	Davis-17	Davis-15	Vasquez-8	Afflalo-26	11,050
62	6-Mar	H	LAL	L	102-108	Gordon-18	Aminu-16	Vasquez-12	Bryant-42	16,019
63	9-Mar	A	MEM	L	85-96	Davis-20	Davis-18	Vasquez-8	Conley-22	17,501
64	10-Mar	H	POR	W	98-96	Anderson-20	Roberts-9	Vasquez-8	Matthews-24	15,036
65	12-Mar	A	BKN	L	98-108	Gordon-24	Davis-11	Vasquez-14	Lopez-26	17,732
66	15-Mar									

PLAYER	MINUTES	FIELD GOALS	FREE THROWS	OFFENSIVE	- REBOUNDS - DEFENSIVE	TOTAL	ASSISTS	STEALS	TURNOVERS	BLOCKED SHOTS	POINTS
AL-FAROOUQ AMINU	46C NOV. 21 at Ind.	8C (2) APR. 17 at Dall.	12C JAN. 16 at Bos.	8C APR. 17 at Dall.	14C MAR. 6 vs LA-L	20C APR. 17 at Dall.	6C FEB. 22 vs Dall.	4T (2) APR. 5 at Utah	6C NOV. 28 vs Utah	3 (5) MAR. 25 vs Den.	18 JAN. 16 at Bos.
LOU AMUNDSON	23 NOV. 14 vs Chi.-N.O.	4 (2) FEB. 2 vs N.O.	3 MAR. 27 vs LA-C	5 JAN. 2 at Utah	4 (2) APR. 12 vs LA-C	8 APR. 12 vs LA-C	3T MAR. 15 at Wash.	3T MAR. 20 vs Bos.	2 (3) APR. 7 at Phoe.	3 NOV. 14 vs Chi.	8 (2) FEB. 2 vs N.O.
LOU AMUNDSON	22 APR. 17 at Dall.	3 APR. 12 vs LA-C	3 MAR. 27 vs LA-C	4 APR. 12 vs LA-C	4 (2) APR. 12 vs LA-C	8 APR. 12 vs LA-C	3T MAR. 15 at Wash.	3T MAR. 20 vs Bos.	2 (2) APR. 7 at Phoe.	2 MAR. 25 vs Den.	6 (2) APR. 17 at Dall.
RYAN ANDERSON	47C NOV. 23 at Phoe.	13C (2) FEB. 11 vs Bos.	9 MAR. 20 vs Bos.	8 APR. 14 vs Dall.	11C MAR. 10 vs Port.	13 (3) MAR. 10 vs Port.	5C DEC. 12 at Okc.	2 (10) APR. 12 vs LA-C	5C MAR. 6 vs LA-L	2 (4) MAR. 4 vs Ori.	34C NOV. 23 at Phoe.
ANTHONY DAVIS	42C DEC. 19 at LA-C	11C DEC. 28 vs Tor.	9C OCT. 31 vs S.A.	6C MAR. 10 vs Port.	14C MAR. 9 at Mem.	18C MAR. 9 at Mem.	4C JAN. 19 vs G.S.	4C (4) APR. 9 at LA-L	5C JAN. 27 at Mem.	5C (2) MAR. 12 at Brk.	28C NOV. 17 at Milw.
ERIC GORDON	36 APR. 12 vs LA-C	10 FEB. 8 at Atl.	12 DEC. 29 at Cha.	3 JAN. 7 vs S.A.	5 APR. 3 at G.S.	5 (2) APR. 3 at G.S.	8 FEB. 24 vs Sac.	4 (2) APR. 17 at Dall.	6 FEB. 10 at Tor.	2 (2) JAN. 27 at Mem.	27 FEB. 8 at Atl.
TERREL HARRIS	28 MAR. 18 vs G.S.	2 MAR. 18 vs G.S.	3T DEC. 29 at Milw.	2 (2) DEC. 4 at Wash.	5 MAR. 18 vs G.S.	5 MAR. 18 vs G.S.	2 (2) MAR. 22 vs Mem.	1 (2) MAR. 18 vs G.S.	2 (5) APR. 17 at Dall.	2C MAR. 18 vs G.S.	4 MAR. 18 vs G.S.
TERREL HARRIS	28 MAR. 18 vs G.S.	2 MAR. 18 vs G.S.	1 MAR. 31 vs Clev.	0	5 MAR. 18 vs G.S.	5 MAR. 18 vs G.S.	2 (2) MAR. 22 vs Mem.	1 (2) MAR. 18 vs G.S.	2 (4) APR. 17 at Dall.	2C MAR. 18 vs G.S.	4 MAR. 18 vs G.S.
XAVIER HENRY	29 APR. 9 at LA-L	5 APR. 10 at Sac.	8C APR. 14 vs Dall.	3T DEC. 22 vs Ind.	5T DEC. 5 vs LA-L	6T (2) APR. 7 at Phoe.	3T DEC. 5 vs LA-L	2T (2) JAN. 15 at Phil.	3 APR. 17 at Dall.	1T (5) APR. 9 at LA-L	15 APR. 10 at Sac.
ROBIN LOPEZ	42C NOV. 23 at Phoe.	11 DEC. 22 vs Ind.	15C NOV. 21 at Ind.	8T (2) APR. 12 vs LA-C	8 APR. 14 vs Dall.	13 (3) APR. 17 at Dall.	3T (4) FEB. 8 at Atl.	2T (6) DEC. 22 vs Ind.	5C (2) APR. 10 at Sac.	6T DEC. 22 vs Ind.	29 DEC. 26 at Ori.
ROGER JR. MASON	37 NOV. 23 at Phoe.	6 JAN. 9 vs Hou.	3 (2) MAR. 27 vs LA-C	1 (11) MAR. 27 vs LA-C	7 NOV. 23 at Phoe.	7 NOV. 23 at Phoe.	4 DEC. 3 vs Milw.	3 JAN. 23 at S.A.	3 (3) FEB. 11 at Det.	1 (11) MAR. 12 at Brk.	17 JAN. 9 vs Hou.
DOMINIC MCGUIRE	26 (2) DEC. 26 at Ori.	3 DEC. 26 at Ori.	1 DEC. 16 at Port.	2 (3) JAN. 2 at Hou.	4 (2) DEC. 26 at Ori.	6 DEC. 18 at G.S.	3 DEC. 18 at G.S.	2 (2) JAN. 2 at Hou.	1 (5) DEC. 29 at Cha.	1 (3) DEC. 26 at Ori.	6 DEC. 26 at Ori.
DARIUS MILLER	36C MAR. 18 vs G.S.	6C MAR. 25 vs Den.	2C (3) DEC. 19 at LA-C	2C NOV. 25 at Den.	6C NOV. 25 at Den.	8C NOV. 25 at Den.	5C MAR. 10 vs Port.	3C FEB. 1 at Den.	3C DEC. 19 at LA-C	2C MAR. 20 vs Den.	16C MAR. 25 vs Den.
AUSTIN RIVERS	41C DEC. 28 vs Tor.	9C DEC. 14 vs Minn.	6C NOV. 17 at Milw.	2C (3) JAN. 25 vs Hou.	6C NOV. 25 at Den.	7C DEC. 22 vs Ind.	6C (3) NOV. 26 at LA-C	3C NOV. 3 at Chi.	4C FEB. 1 at Den.	1C (9) FEB. 2 at Minn.	27C DEC. 14 vs Minn.
BRIAN ROBERTS	43C MAR. 10 vs Port.	7C (3) FEB. 20 at Clev.	6C APR. 10 at Sac.	1C (17) APR. 14 vs Dall.	6C APR. 12 vs LA-C	6C (2) APR. 12 vs LA-C	18C MAR. 25 vs Den.	2C (10) APR. 10 at Sac.	4C DEC. 8 at Miami	1C (3) APR. 10 at Sac.	20C APR. 10 at Sac.
HENRY SIMS	4C MAR. 9 at Mem.	2C MAR. 9 at Mem.	0C	2C MAR. 9 at Mem.	0C	2C MAR. 9 at Mem.	0C	0C	1C MAR. 9 at Mem.	0C	4C MAR. 9 at Mem.
DONALD SLOAN	31 DEC. 7 Cle.-N.O.	4 (2) DEC. 7 at Minn.	4T (2) DEC. 5 vs Chi.	1 (3) DEC. 3 at Det.	5T DEC. 7 at Minn.	5 (2) DEC. 7 at Minn.	5 NOV. 2 vs Chi.	2T DEC. 12 at Ind.	3 DEC. 7 at Minn.	0	14 DEC. 5 vs Chi.

PLAYER	MINUTES	FIELD GOALS	FREE THROWS	OFFENSIVE	- REBOUNDS - DEFENSIVE	TOTAL	ASSISTS	STEALS	TURNOVERS	BLOCKED SHOTS	POINTS
DONALD SLOAN	5 JAN. 11 vs Minn.	0	0	0	0	0	1 JAN. 11 vs Minn.	0	1 JAN. 11 vs Minn.	0	0
JASON SMITH	29 (2) NOV. 28 vs Utah	9 FEB. 22 vs Dall.	8C NOV. 3 at Chi.	6C JAN. 9 vs Hou.	6 (2) JAN. 5 at Dall.	10T JAN. 9 vs Hou.	3 (3) JAN. 9 vs Hou.	3T DEC. 3 vs Milw.	5T NOV. 28 vs Utah	5C (2) DEC. 7 vs Mem.	22 FEB. 22 vs Dall.
LANCE THOMAS	28 DEC. 28 vs Tor.	4T (3) MAR. 12 at Brk.	4 (2) MAR. 12 at Brk.	4 DEC. 16 at Port.	4 (3) JAN. 29 at Port.	7 DEC. 16 at Port.	2 DEC. 16 at Port.	2C (2) MAR. 12 at Brk.	2T MAR. 12 at Brk.	1 (7) MAR. 12 at Brk.	12 MAR. 12 at Brk.
GRENVIS VASQUEZ	46C DEC. 16 at Port.	12C DEC. 26 at Ori.	7T MAR. 1 vs Det.	4C (2) MAR. 17 at Minn.	11C JAN. 16 at Bos.	11C (2) FEB. 8 at Atl.	16C DEC. 14 vs Minn.	4 (2) FEB. 6 vs Phoe.	8C NOV. 26 at LA-C	1 (6) FEB. 20 at Clev.	27C DEC. 26 at Ori.
HAKIM WARRICK	7 NOV. 7 vs Phil.	1 NOV. 7 vs Phil.	2 NOV. 7 vs Phil.	0	0	0	0	1 NOV. 7 vs Phil.	0	0	4 NOV. 7 vs Phil.
NEW ORLEANS High Games	265 (4) JAN. 5 at Dall.	45 (3) FEB. 24 vs Sac.	28 APR. 10 at Sac.	25 APR. 17 at Wash.	42 DEC. 11 vs Wash.	58 APR. 17 at Milw.	32 NOV. 17 at Milw.	12 (2) FEB. 2 at Minn.	24 NOV. 7 vs Phil.	10 (5) MAR. 25 vs Den.	114 JAN. 21 vs Sac.
NEW ORLEANS Low Games	240 (78) APR. 17 at Dall.	23 NOV. 7 vs Phil.	4 JAN. 1 vs Atl.	5 (3) FEB. 1 at Den.	18 FEB. 27 at OKC.	25 FEB. 27 at OKC.	11 APR. 17 at Dall.	1 MAR. 4 vs Ori.	7 FEB. 13 vs Port.	0 (2) MAR. 15 at Wash.	62 NOV. 7 vs Phil.
OPPONENTS High Games	265 (4) JAN. 5 at Dall.	47 (2) APR. 10 at Sac.	32 JAN. 30 at Utah	22 JAN. 27 at Mem.	41 JAN. 29 at LA-L	50 JAN. 29 at LA-L	34 JAN. 29 at LA-L	14 FEB. 1 at Den.	23 JAN. 9 vs Hou.	17 FEB. 22 vs Dall.	121 APR. 10 at Sac.
OPPONENTS Low Games	240 (78) APR. 17 at Dall.	24 FEB. 13 vs Port.	3 NOV. 7 vs Phil.	2 (2) DEC. 21 at S.A.	20 MAR. 17 at Minn.	27 (2) MAR. 29 vs Miami	14 (3) MAR. 25 vs Den.	3 (3) FEB. 26 vs Brk.	7 (2) JAN. 1 vs Atl.	1 (3) MAR. 10 vs Port.	63 FEB. 13 vs Port.

C indicates a new career-high, *T* a tied career-high. Numbers in parentheses indicate the number of games in which a player or team has reached a given total (if more than one).

2012-13 SEASON

Leadership

	Pts	Reb	Ast	Points			Reb	Ast	Double-Doubles			
				10+	20+	30+			10+	10+	Pt/Ast	Pt/Reb
Al-Farouq Aminu	3	26	0	23	0	0	22	0	0	0	10	0
Lou Amundson	0	0	0	0	0	0	0	0	0	0	0	0
Ryan Anderson	26	17	1	67	24	3	12	0	0	0	11	6
Anthony Davis	11	22	0	47	10	0	21	0	0	0	20	6
Eric Gordon	20	0	1	34	17	0	0	0	0	0	0	0
Terrel Harris	0	0	0	0	0	0	0	0	0	0	0	0
Xavier Henry	0	0	0	3	0	0	10	0	0	0	0	0
Robin Lopez	8	11	0	45	10	0	0	0	0	0	9	5
Roger Mason	1	0	0	12	0	0	0	0	0	0	0	0
Darius Miller	0	1	0	1	0	0	0	0	0	0	0	0
Austin Rivers	2	0	1	11	1	0	0	0	0	0	0	0
Brian Roberts	4	0	8	22	1	0	0	2	0	2	0	0
Jason Smith	1	3	0	17	1	0	1	0	0	0	1	0
Lance Thomas	0	0	0	2	0	0	0	0	0	0	0	0
Greivis Vasquez	16	7	75	57	16	0	2	30	0	25	1	5
DaJuan Summers	0	0	0	2	0	0	0	0	0	0	0	0
Lance Thomas	1	2	0	4	0	0	0	0	0	0	0	0
Greivis Vasquez	4	2	38	30	3	0	0	6	0	6	0	1

* leaderships include ties

Games Missed Due to Illness or Injury

Player	G	Reason	W	L
Ryan Anderson	1	Viral Infection	0	1
Anthony Davis	2	Mild Concussion	0	1
	11	Stress Reaction, Left Ankle	2	9
	1	Left Shoulder Sprain	1	0
	3	Strained Left MCL	0	3
Eric Gordon	29	Left Knee Soreness	6	23
	10	Rest	4	6
	1	Sprained Right Hand	1	0
Austin Rivers	1	Sprained Left Finger	0	1
	20	Broken Right Hand	6	14
Brian Roberts	1	Left Ankle Sprain	0	1
Jason Smith	9	Right Shoulder Sprain	2	7
	22	Torn Labrum, Right Shoulder	6	16
Greivis Vasquez	4	Sprained Ankle	1	3
TOTALS	115		28	80



TEAM HISTORY



TEAM HISTORY

Franchise Year-by-Year

Season	Coach	Regular Season			Conference Finish	NBA Playoffs		
		W	L	Pct.		W	L	Pct.
1988-89	Dick Harter	20	62	.244	12th/Eastern	-	-	-
1989-90	Dick Harter, 8-32	-	-	-	-	-	-	-
1990-91	Gene Littles, 11-31	19	63	.232	14th/Western	-	-	-
1991-92	Gene Littles	26	56	.317	12th/Eastern	-	-	-
1991-92	Allan Bristow	31	51	.378	11th/Eastern	-	-	-
1992-93	Allan Bristow	44	38	.537	5th/Eastern	4	5	.444
1993-94	Allan Bristow	41	41	.500	9th/Eastern	-	-	-
1994-95	Allan Bristow	50	32	.610	4th/Eastern	1	3	.250
1995-96	Allan Bristow	41	41	.500	9th/Eastern	-	-	-
1996-97	Dave Cowens	54	28	.659	6th/Eastern	0	3	.000
1997-98	Dave Cowens	51	31	.622	4th/Eastern	4	5	.444
1998-99	Dave Cowens, 4-11	-	-	-	-	-	-	-
1999-2000	Paul Silas, 22-13	26	24	.520	9th/Eastern	-	-	-
1999-2000	Paul Silas	49	33	.598	4th/Eastern	1	3	.250
2000-01	Paul Silas	46	36	.561	6th/Eastern	6	4	.600
2001-02	Paul Silas	44	38	.537	4th/Eastern	4	5	.444
2002-03	Paul Silas	47	35	.573	5th/Eastern	2	4	.333
2003-04	Tim Floyd	41	41	.500	5th/Eastern	3	4	.429
2004-05	Byron Scott	18	64	.220	15th/Western	-	-	-
2005-06	Byron Scott	38	44	.463	10th/Western	-	-	-
2006-07	Byron Scott	39	43	.476	10th/Western	-	-	-
2007-08	Byron Scott	56	26	.683	2nd/Western	7	5	.583
2008-09	Byron Scott	49	33	.598	7th/Western	1	4	.200
2009-10	Byron Scott, 3-6	3	6	.333	-	-	-	-
	Jeff Bower, 34-39	37	45	.451	11th/Western	-	-	-
2010-11	Monty Williams	46	36	.561	7th/Western	2	4	.333
2011-12	Monty Williams	21	45	.318	15th/Western	-	-	-
2012-13	Monty Williams	27	55	.329	14th/Western	-	-	-
Totals		961	1041	.480		35	49	.417

Franchise All-Time Head Coaches

Name	Tenure	Games Won	Lost	Pct.
Dick Harter	1988-89 through 1989-90	122	28	.94
Gene Littles	1989-90 through 1990-91	124	37	.87
Allan Bristow	1991-92 through 1995-96	410	207	.203
Dave Cowens	1996-97 through 1998-99	179	109	.70
Paul Silas	1998-99 through 2002-03	363	208	.155
Tim Floyd	2003-04	82	41	.500
Byron Scott	2004-05 through 2009-10	419	203	.216
Jeff Bower	2009-10	73	34	.39
Monty Williams	2010-Present	230	94	.136

Franchise All-Time Assistant Coaches

Name	Tenure
Randy Ayers	2010-Present
Johnny Bach	1994-95 through 1995-96
Ed Badger	1988-89 through 1989-90
James Borrego	2010-11 through 2011-12
Jeff Bower	1999-00, 2003-04
Jim Clemons	2004-05 through 2005-06
Bob Donewald Jr.	2001-02 through 2002-03
T.R. Dunn	1991-92 through 1996-97
Jerry Eaves	1999-2000 through 2000-01
Tim Floyd	2009-10
Bryan Gates	2010-Present
Kenny Gattison	2003-04 through 2008-09
Alvin Gentry	2003-04
Dave Hanners	2011-Present
Kevin Hanson	2013-Present
Bill Hanzlik	1991-92 through 1995-96
Brian Hill	2001-02 through 2002-03
Gene Littles	1988-89 through 1989-90
Michael Malone	2010-2011
David Miller	2005-06 through 2006-07
Tom Nissalke	1990-91
Mark Osowski	1996-97 through 1999-2000
Robert Pack	2009-10
Charlie Parker	2006-07 through 2009-10
Mike Pratt	1989-90 through 1990-91
Paul Pressey	2007-08 through 2009-10
Lee Rose	1996-97 through 2000-01
Paul Silas	1997-98 through 1998-99
Stephen Silas	2000-01 through 2002-03
Jan van Breda Kolff	2003-04
Fred Vinson	2010-Present
Darrell Walker	2004-05 through 2007-08
Rob Werdann	2009-10

Franchise All-Time Basketball Executives

Name	Title	Year
Carl Scheer	President & General Manager	1988-89
Carl Scheer	President & General Manager	1989-90
Allan Bristow	Vice President of Basketball Operations	1990-91
Dave Twardzik	Director of Player Personnel	1991-92
Dave Twardzik	Director of Player Personnel	1992-93
Dave Twardzik	Director of Player Personnel	1993-94
Dave Twardzik	Director of Player Personnel	1994-95
Bob Bass	Vice President of Basketball Operations	1995-96
Bob Bass	Vice President of Basketball Operations	1996-97
Bob Bass	Executive Vice President of Basketball Operations	1997-98
Bob Bass	Executive Vice President of Basketball Operations	1998-99
Bob Bass	Executive Vice President of Basketball Operations	1999-00
Bob Bass	Executive Vice President of Basketball Operations	2000-01
Bob Bass	Executive Vice President of Basketball Operations	2001-02
Bob Bass	Executive Vice President of Basketball Operations	2002-03
Bob Bass	Executive VP of Basketball Operations/General Manager	2003-04
Allan Bristow	General Manager	2004-05
Jeff Bower	General Manager	2005-06
Jeff Bower	General Manager	2006-07
Jeff Bower	General Manager	2007-08
Jeff Bower	General Manager	2008-09
Jeff Bower	General Manager	2009-10
Dell Demps	Sr. VP of Basketball Operations and General Manager	2010-11
Dell Demps	Sr. VP of Basketball Operations and General Manager	2011-12
Dell Demps	Sr. VP of Basketball Operations and General Manager	2012-13

TEAM HISTORY

2011-12 STATISTICS

RECORD: 21-45 **HOME: 11-22**
WEST: 14-34 **ROAD: 10-23**
EAST: 7-11 **OVERTIME: 1-3**
DIVISION: 3-11

Head Coach: Monty Williams, Notre Dame
Lead Assistant Coach: Randy Ayers, Miami (Ohio)
Assistant Coaches: James Borrego, San Diego; Dave Hanners, North Carolina; Bryan Gates, Boise State; Fred Vinson, Georgia Tech
Trainer: John Ishop, Texas

2011-12 Final Statistics

Player	G	GS	MIN	FG	FGA	PCT	3FG	3FGA	PCT	FT	FTA	PCT	OFF	DEF	TOT	AST	PF	DQ	STL	TO	BLK	PTS	AVG
Eric Gordon	9	9	310	63	140	.450	10	40	.250	49	65	.754	2	23	25	31	20	0	13	24	4	185	20.6
Jarrett Jack	45	39	1530	266	583	.456	39	112	.348	129	148	.872	23	153	176	285	93	0	31	106	9	700	15.6
Chris Kaman	47	33	1372	266	597	.446	0	0	--	84	107	.785	89	275	364	101	106	0	25	129	77	616	13.1
Carl Landry	41	8	999	182	362	.503	0	3	.000	147	184	.799	78	136	214	38	89	0	13	64	12	511	12.5
Marco Belinelli	66	55	1966	286	686	.417	107	284	.377	101	129	.783	19	153	172	101	115	1	48	69	5	780	11.8
Trevor Ariza	41	41	1350	168	403	.417	29	87	.333	79	102	.775	41	174	215	135	73	0	69	76	25	444	10.8
Jason Smith	40	29	947	181	348	.520	1	9	.111	33	47	.702	72	124	196	34	102	0	21	40	41	396	9.9
Emeka Okafor	27	27	781	114	214	.533	0	0	--	38	74	.514	70	143	213	24	73	0	16	37	26	266	9.9
Greivis Vasquez	66	26	1706	225	523	.430	43	135	.319	96	117	.821	23	150	173	359	126	1	60	148	8	589	8.9
Jerome Dyson	9	1	180	19	48	.396	1	8	.125	28	36	.778	2	17	19	18	0	11	20	2	67	7.4	
Al-Farouq Aminu	66	21	1477	150	365	.411	13	47	.277	86	114	.754	95	213	308	66	136	1	59	91	34	399	6.0
Gustavo Ayon	54	24	1088	140	261	.536	0	1	.000	39	63	.619	86	179	265	74	118	2	53	46	46	319	5.9
Xavier Henry (NO)	40	5	759	90	228	.395	7	17	.412	52	85	.612	24	82	106	35	59	0	26	35	8	239	5.3
Darryl Watkins	5	0	98	7	14	.500	0	0	--	9	18	.500	8	19	27	3	14	0	5	8	4	23	4.6
Dajuan Summers	15	6	209	28	65	.431	5	16	.313	7	9	.778	8	15	23	10	31	1	7	8	0	68	4.5
Donald Sloan	3	0	41	5	14	.357	0	2	.000	2	4	.500	2	1	3	8	2	0	2	5	0	12	4.0
Lance Thomas	42	10	630	57	126	.452	0	1	.000	52	62	.839	49	77	126	12	78	0	10	24	7	166	4.0
Solomon Jones(NO)	11	1	196	23	53	.434	0	0	--	15	18	.833	21	20	41	7	31	1	5	13	6	61	5.5
Caridell Johnson	15	0	119	11	35	.314	4	15	.267	1	3	.333	1	8	9	22	11	0	8	7	0	27	1.8
Chris Johnson (NO)	7	0	82	9	18	.500	0	0	--	5	7	.714	7	15	22	1	13	0	5	8	1	23	3.3
Trey Johnson	11	0	61	8	14	.571	0	0	--	5	5	1.000	3	9	12	4	10	0	1	5	0	21	1.9
Jeff Foote	4	0	39	2	6	.333	0	0	--	0	0	--	1	5	6	0	5	0	2	1	4	1.0	
NEW ORLEANS	66	--	15940	2300	5103	.451	259	777	.333	1057	1397	.757	724	1991	2715	1368	1324	7	488	1024	316	5916	89.6
OPPONENTS	66	--	15940	2305	5188	.444	425	1342	.317	1129	1487	.759	731	1910	2641	1379	1235	4	523	915	380	6164	93.4

Game-by-Game

Date	H/A	W/L	Opp	NOH/Opp	Record	Date	H/A	W/L	Opp	NOH/Opp	Record	Date	H/A	W/L	Opp	NOH/Opp	Record
12/26	A	W	PHO	85-84	1-0	2/2	A	L	SAS	81-93	14-9	3/17	A	W	NJN	102-94	29-16
12/28	H	W	BOS	97-78	2-0	2/4	A	L	DET	87-89	14-10	3/21	H	L	GSW	92-101	30-16
12/30	H	L	PHO	78-93	2-1	2/30	H	L	SAC	92-100	15-10	3/22	H	W	LAC	97-90	31-16
1/1	A	L	SAC	80-96													

2010-11 STATISTICS

RECORD: 46-36 **HOME: 28-13**
WEST: 27-25 **ROAD: 18-23**
EAST: 19-11 **OVERTIME: 4-2**
DIVISION: 9-7

Head Coach: Monty Williams, Notre Dame
Lead Assistant Coach: Michael Malone, Loyola (MD)
Assistant Coaches: Randy Ayers, Miami (Ohio); James Borrego, San Diego; Bryan Gates, Boise State;
 Fred Vinson, Georgia Tech
Trainer: John Ishop, Texas

2010-11 Final Statistics

Player	G	GS	MIN	FG	FGA	PCT	3FG	3FGA	PCT	FT	FTA	PCT	OFF	DEF	TOT	AST	PF	DQ	STL	TO	BLK	PTS	AVG
David West	70	70	2451	528	1040	.508	2	9	.222	264	327	.807	155	374	529	164	202	1	67	142	62	1322	18.9
Chris Paul	80	80	2880	430	928	.463	71	183	.388	337	384	.878	38	289	327	782	196	0	188	177	5	1268	15.8
Carl Landry (TOT)	76	26	2008	345	687	.502	0	4	.000	213	288	.740	165	182	347	63	196	1	40	109	32	903	11.9
Carl Landry (NOH)	23	10	602	107	203	.527	0	1	.000	58	73	.795	38	56	94	13	71	1	10	27	12	272	11.8
Trevor Ariza	75	75	2600	303	762	.398	82	271	.303	138	197	.701	61	347	408	162	180	0	120	118	31	826	11.0
Marco Belinelli	80	69	1957	302	691	.437	134	324	.414	98	125	.784	17	134	151	92	146	0	38	77	6	836	10.4
Emeka Okafor	72	72	2287	300	524	.573	0	1	.000	145	258	.562	230	454	684	42	230	4	40	119	127	745	10.3
Willie Green	77	13	1674	270	609	.443	54	155	.348	78	100	.780	22	139	161	74	143	0	36	67	13	672	8.7
Jarrett Jack (TOT)	83	15	1722	260	637	.408	33	108	.306	182	214	.850	20	153	173	242	102	0	54	110	6	735	8.9
Jarrett Jack (NOH)	70	2	1375	212	515	.412	29	84	.345	142	168	.845	14	117	131	183	77	0	40	76	6	595	8.5
Marcus Thornton	46	0	745	137	334	.410	35	93	.376	50	66	.758	25	106	131	43	50	0	19	37	4	359	7.8
Peja Stojakovic	6	0	89	14	33	.424	11	25	.440	6	7	.875	0	6	6	2	0	2	4	0	45	7.5	
Jerryd Bayless	11	0	149	17	49	.347	3	14	.214	13	17	.765	2	13	15	28	16	0	2	17	1	50	4.5
Jason Smith	77	6	1102	136	307	.443	0	2	.000	59	70	.843	89	152	241	36	150	0	26	53	32	331	4.3
Aaron Gray	41	6	531	56	99	.566	0	0	--	17	34	.500	59	112	171	16	96	2	11	32	12	129	3.1
Quincy Pondexter	66	6	734	73	180	.406	18	50	.360	24	34	.706	23	65	88	28	63	0	17	16	10	188	2.8
David Andersen (TOT)	40	0	373	56	121	.463	8	23	.348	14	22	.636	20	64	84	13	40	0	5	22	9	134	3.4
David Andersen (NOH)	29	0	223	33	74	.446	5	13	.385	7	15	.467	12	38	50	6	29	0	2	14	6	78	2.7
Didier Ilunga-Mbenga	41	0	330	23	49	.469	0	0	--	13	18	.722	35	51	86	6	52	0	6	21	27	59	1.4
Sasha Pavlovic	4	1	50	2	11	.182	0	5	.000	0	0	--	0	6	6	6	4	0	0	1	4	4	1.0
Patrick Ewing Jr.	7	0	19	0	5	.000	0	2	.000	3	4	.750	1	1	2	2	1	0	0	1	1	3	0.4
Pops Mensah-Bonsu	7	0	35	1	3	.333	0	0	--	0	0	--	3	8	11	2	11	0	0	2	0	2	0.3
NEW ORLEANS	82	--	19830	2944	6416	.459	444	1232	.360	1452	1897	.765	824	2468	3914	1691	1719	8	624	1069	359	7784	94.9
OPPONENTS	82	--	19830	2882	6306	.457	557	1562	.357	1390	1805	.770	769	2457	3842	1739	1674	5	497	1192	396	7711	94.0

Game-by-Game

Date	H/A	W/L	Opp	NOH/Opp	Record	Date	H/A	W/L	Opp	NOH/Opp	Record	Date	H/A	W/L	Opp	NOH/Opp	Record
10/27	H	W	MIL	95-91	1-0	12/20	A	L	IND	93-94	16-12	2/11	A	W	ORL	99-93	33-22
10/29	H	W	DEN	101-95	2-0	12/22	H	W	NJN	105-91	17-12	2/12	H	L	CHI	88-97	33-23
10/30	A	W	SAS	99-90	3-0	12/26	H	W	ATL	93-86	18-12	2/15	A	L	GSW	89-102	33-24
11/3	A	W	HOU	107-99	4-0	12/27	A	L	MIN	98-113	18-13	2/16	A	L	POR	96-103	33-25
11/05	H	W	MIA	96-93	5-0	12/29	H	L	LAL	88-103*	18-14	2/23	H	W	LAC	98-87	34-25
11/6	A	W	MIL	87-81	6-0	12/31	A	W	BOS	83-81	19-14	2/25	A	W	MIN	95-81	35-25
11/9	H	W	LAC	101-82	7-0	1/1	A	W	WAS	92-81	20-14	2/27	H	L	HOU	89-91	35-26
11/13	H	W	POR	107-87	8-0	1/3	H	W	PHI	84-77	21-14	3/1	A	L	TOR	90-96	35-27
11/15	A	L	DAL	95-98	8-1	1/5	H	L	GSW	103-110	21-15	3/2	A	L	NYK	88-107	35-28
11/17	H	W	DAL	99-97	9-1	1/7	A	L	LAC	101-97	21-16	3/4	A	W	MEM	98-91	36-28
11/19	H	W	CLE	108-101	10-1	1/9	A	W	DEN	96-87	22-16	3/6	A	W	CLE	96-81	37-28
11/21	A	W	SAC	75-71	11-1	1/12	H	W	ORL	92-89	23-16	3/7	A	L	CHI	77-85	37-29
11/22	A	L	LAC	99-95	11-2	1/14	A	W	HOU	110-105*	24-16	3/9	H	W	DAL	93-92	38-29
11/24	A	L	UTA	87-105	11-3	1/15	A	W	CHA	88-81	25-16	3/12	H	W	SAC	115-103	39-29
11/26	A	W	POR	97-78	12-3	1/17	H	W	TOR	85-81	26-16	3/14	H	L	DEN	103-114	39-30
11/28	H	L	SAS	95-109	12-4	1/19	H	W	MEM	103-102*	27-16	3/16	H	W	PHO	100-95	40-30
11/29	A	L	OKC	89-95	12-5	1/21	A	W	ATL	100-59*	28-16	3/19	H	L	BOS	85-89	40-31
12/1	H	W	CHA	89-73	13-5	1/22	H	W	SAS	96-72	29-16	3/24	A	W	UTH	121-117*	41-31
12/3	H	L	NYK	92-100	13-6	1/24	H	W	OKC	91-89	30-16	3/25	A	W	PHO	106-100	42-31
12/5	A	L	SAS	84-109	13-7	1/26	A	W	GSW	112-103	31-16	3/27	A	L	LAL	84-102	42-32
12/8	H	W	DET	93-74	14-7	1/29	A	L	SAC	96-102	31-17	3/30	H	W	POR	95-91	43-32
12/10	H	L	OKC	92-97	14-8	1/30	A	L	PHO	102-104	31-18	4/1	H	L	MEM	81-93	43-33
12/12	A	L	PHI	70-88	14-9	2/1	H	W	WAS	97-89	32-18	4/3	H	W	IND	108-96	44-33
12/13	A	L	MIA	96-84	14-10	2/2	A	L	OKC	93-104	32-19	4/6	H	W	HOU	101-93	45-33
12/15	H	W	SAC	94-91	15-10	2/5	H	L	LAL	95-101	32-20	4/8	H	W	PHO	109-97	46-33
12/17	H	W	UTH	100-71	16-10	2/7	H	L	MIN	92-104	32-21	4/10	A	L	MEM	89-111	46-34
12/19	A	L	DET	108-111	16-11	2/9	A	L	NJN	101-103*	32-22	4/11	H	L	UTH	78-90	46-35
												4/13	A	L	DAL	89-121	46-36

2009-10 ROSTER & STATS

RECORD: 37-45 **HOME: 24-17**
WEST: 26-26 **ROAD: 13-28**
EAST: 11-19 **OVERTIME: 3-3**
DIVISION: 7-9

Head Coach: Jeff Bower, St. Francis College (PA)
Assistant Coaches: Paul Pressey, Tulsa; Charlie Parker, Findlay (Ohio); Rob Werdann, St. John's; Robert Pack, Southern California
Trainer: Terry Kofler, Xavier

2009-10 Final Statistics

Player	G	GS	MIN	FG	FGA	PCT	3FG	3FGA	PCT	FT	FTA	PCT	OFF	DEF	TOT	AST	PF	DQ	STL	TO	BLK	PTS	AVG
David West	81	81	2949	619	1226	.505	7	27	.259	296	342	.865	164	441	605	239	233	0	76	173	60	1541	19.0
Chris Paul	45	45	1712	314	637	.493	52	127	.409	161	190	.847	20	171	211	480	118	2	96	112	8	841	18.7
Marcus Thornton	73	17	1872	398	883	.451	117	313	.374	144	177	.814	72	139	211	114	127	0	58	76	11	1057	14.5
Peja Stojakovic	62	55	1947	278	688	.404	132	352	.375	96	107	.897	39	188	227	92	83	0	48	56	5	784	12.6
Darren Collison	76	37	2109	376	789	.477	46	115	.400	148	174	.851	41	151	192	432	92	0	78	202	4	946	12.4
Emeka Okafor	82	82	2370	348	656	.530	0	0	--	154	274	.562	251	491	742	55	218	1	54	111	127	850	10.4
Devin Brown	39	37	967	128	325	.394	54	147	.367	69	86	.802	27	82	109	58	62	0	30	57	5	379	9.7
Darius Songaila	75	1	1410	241	488	.494	1	6	.167	60	74	.811	59	173	232	70	206	1	62	81	14	543	7.2
Morris Peterson	46	39	973	116	301	.385	62	171	.363	33	54	.611	17	109	126	41	81	0	25	27	5	327	7.1
Bobby Brown	22	0	328	60	152	.395	17	66	.258	8	8	1.000	1	17	18	46	28	0	9	24	1	145	6.6
James Posey	77	2	1731	126	345	.365	81	242	.335	66	80	.825	32	297	329	117	204	1	42	51	19	399	5.2
Julian Wright	68	14	871	116	232	.500	2	6	.333	25	41	.610	58	86	144	41	45	0	29	44	18	259	3.8
Aaron Gray (TOT)	32	0	311	42	82	.512																	

2008-09 ROSTER & STATS

RECORD: 49-33
WEST: 30-22
EAST: 19-11
DIVISION: 9-7

HOME: 28-13
ROAD: 21-20
OVERTIME: 1-2

Head Coach: Byron Scott, Arizona State
Assistant Coaches: Kenny Gattison, Old Dominion; Paul Pressey, Tulsa; Charlie Parker, Findlay
Trainer: Terry Kofler, Xavier

2008-09 Final Statistics

Player	G	GS	MIN	FG	FGA	PCT	3FG	3FGA	PCT	FT	FTA	PCT	OFF	DEF	TOT	AST	PF	DQ	STL	TO	BLK	PTS	AVG
Chris Paul	78	78	3002	631	1255	.503	64	176	.364	455	524	.868	69	363	432	861	212	1	216	231	10	1781	22.8
David West	76	76	2982	610	1292	.472	6	25	.240	367	415	.884	160	486	646	173	207	1	49	163	68	1593	21.0
Peja Stojakovic	61	59	2089	287	719	.399	145	384	.378	93	104	.894	44	220	264	75	101	1	52	51	3	812	13.3
Rasual Butler	82	74	2614	348	803	.433	140	359	.390	86	110	.782	49	222	271	75	159	1	51	59	61	922	11.2
James Posey	75	0	2140	216	524	.412	116	314	.369	120	146	.822	38	324	362	82	216	1	58	79	21	668	8.9
Tyson Chandler	45	45	1445	160	283	.565	0	0	--	77	133	.579	163	230	393	22	144	2	15	70	56	397	8.8
Devin Brown	63	5	869	111	313	.355	28	97	.289	78	100	.780	31	88	119	54	81	1	32	54	5	328	5.2
Hilton Armstrong	70	29	1092	138	246	.561	0	2	.000	62	98	.633	81	114	195	29	181	1	26	80	45	338	4.8
Morris Peterson	43	9	515	73	183	.399	33	85	.388	12	19	.632	13	71	84	16	51	0	15	15	2	300	4.4
Julian Wright	54	19	772	109	234	.466	2	21	.095	17	30	.567	46	106	152	43	49	0	35	43	19	237	4.4
Antonio Daniels (TOT)74	9	1021	99	236	419	.22	60	367	.80	100	.800	5	72	77	177	55	0	26	62	1	300	4.1	
Antonio Daniels (NO) 61	4	733	81	191	424	.17	49	347	.55	67	.821	5	50	55	130	41	0	19	49	1	234	3.8	
Sean Marks	60	5	838	80	165	.485	2	10	.200	30	44	.682	62	125	187	14	121	0	7	35	33	192	3.2
Melvin Ely	31	4	373	37	95	.389	0	0	--	23	36	.639	30	34	64	18	58	0	2	23	9	97	3.1
Ryan Bowen	21	3	219	22	38	.579	0	0	--	3	5	.600	10	14	24	9	37	0	14	5	5	47	2.2
NEW ORLEANS	82	--	19755	2911	6366	.457	556	1526	.364	1479	1833	.807	802	2453	3255	1609	1665	9	593	1029	338	7857	95.8
OPPONENTS	82	--	19755	2851	6329	.450	575	1625	.354	1453	1879	.773	822	2459	3281	1649	1675	9	476	1089	290	7730	94.3

Game-by-Game

Date	H/A	W/L	Opp	NOK/Opp	Record	Date	H/A	W/L	Opp	NOK/Opp	Record
10/29	A	W	GSW	108-103	1-0	11/2	H	L	NYK	95-101	22-12
10/30	A	W	PHO	108-95	2-0	11/4	A	W	DAL	104-97	23-12
11/1	H	W	CLE	104-92	3-0	11/6	A	L	CLE	78-92	23-13
11/5	H	L	ATL	79-87	3-1	11/7	A	W	DET	91-85	24-13
11/7	A	L	CHA	89-92	3-2	11/9	H	W	IND	103-100	25-13
11/8	H	W	MIA	100-89	4-2	11/12	H	W	NJN	102-92	26-13
11/12	H	L	LAL	86-93	4-3	11/23	A	L	MIN	108-116	26-14
11/14	H	W	POR	88-82	5-3	11/26	H	W	PHI	101-86	27-14
11/15	A	L	HOU	86-91	5-4	11/28	H	W	DEN	94-81	28-14
11/19	H	L	SAC	96-105	5-5	1/30	H	L	GSW	87-91	28-15
11/21	A	W	OKC	105-80	6-5	1/31	A	L	SAS	93-106	28-16
11/22	H	W	OKC	109-97	7-5	2/2	H	L	POR	89-97	28-17
11/24	A	W	LAC	99-87	8-5	2/4	H	L	CHI	93-107	28-18
11/27	A	W	DEN	105-101	9-5	2/6	H	W	TOR	101-92	29-18
11/28	A	L	POR	86-101	9-6	2/8	H	W	MIN	101-97	30-18
12/3	H	W	PHO	104-91	10-6	2/9	A	L	MEM	80-85	30-19
12/6	H	W	MEM	106-87	11-6	2/11	H	L	BOS	77-89	30-20
12/10	H	W	CHA	105-89	12-6	2/17	A	W	OKC	100-98	31-20
12/12	A	L	BOS	82-94	12-7	2/18	H	W	ORL	117-85	32-20
12/14	A	W	TOR	99-91	13-7	2/20	A	L	LAL	111-115*	32-21
12/16	A	W	MEM	91-84	14-7	2/21	A	L	UTA	88-102	32-22
12/17	H	W	SAS	90-83	15-7	2/23	A	W	SAC	112-105	33-22
12/20	H	W	SAC	99-90	16-7	2/25	H	W	DET	90-87	34-22
12/23	H	L	LAL	87-100	16-8	2/27	H	W	MIL	95-94	35-22
12/25	A	L	ORL	68-88	16-9	3/1	A	W	NJN	99-96	36-22
12/26	H	W	HOU	88-79	17-9	3/2	A	W	PHI	98-91	37-22
12/28	A	W	IND	105-103	18-9	3/5	H	W	DAL	104-88	38-22
12/30	H	W	WAS	97-85	19-9	3/7	H	W	OKC	108-90	39-22
1/2	A	W	POR	92-77	20-9	3/9	A	L	ATL	79-89	39-23
1/3	A	L	DEN	100-105	20-10	3/11	A	W	WAS	109-98	40-23
1/6	A	W	LAL	116-105	21-10	3/13	A	W	MIL	95-86	41-23
1/7	A	L	UTA	90-116	21-11	3/14	A	L	CHI	79-97	41-24
1/9	H	W	LAC	107-80	22-11	3/16	H	L	HOU	84-95	41-25

* - overtime

2007-08 ROSTER & STATS

RECORD: 49-33
WEST: 30-22
EAST: 19-11
DIVISION: 9-7

HOME: 28-13
ROAD: 21-20
OVERTIME: 1-2

Head Coach: Byron Scott, Arizona State
Assistant Coaches: Darrell Walker, Arkansas; Kenny Gattison, Old Dominion; Paul Pressey, Tulsa; Charlie Parker, Findlay
Trainer: Terry Kofler, Xavier

2007-08 Final Statistics

Player	G	GS	MIN	FG	FGA	PCT	3FG	3FGA	PCT	FT	FTA	PCT	OFF	DEF	TOT	AST	PF	DQ	STL	TO	BLK	PTS	AVG
Chris Paul	80	80	3006	630	1291	.488	92	249	.369	332	390	.851	62	259	321	925	185	0	217	201	4	1684	21.1
David West	76	76	2870	629	1305	.482	6	25	.240	300	353	.850	180	495	675	177	208	0	62	165	99	1564	20.6
Peja Stojakovic	77	77	2711	451	1026	.440	231	524	.441	130	140	.929	64	267	331	96	127	0	57	61	10	1263	16.4
Tyson Chandler	79	79	2783	377	605	.623	0	1	.000	175	295	.593	322	606	928	81	243	4	45	136	84	929	11.8
Borzi Wells (NOH)	22	0	438	77	157	.490	4	12	.333	35	53	.660	21	50	71	17	44	0	24	27	8	193	8.8
Janero Pargo	80	5	1497	254	652	.390	65	186	.349	71	81	.877	26	104	130	192	123	0	50	93	5	644	8.1
Morris Peterson	76	76	1796	215	516	.417	113	287	.394	65	85	.765	36	170	206	67	125	0	47	41	7	608	8.0
Bobby Jackson	46	0	891	116	296	.392	53	144	.368	40	49	.819	23	87	110	76	59	0	32	31	3	325	7.1
Mike James (NOH)	21	0	183	22	64	.344	7	23	.304	6	6	1.000	3	14	17	6	12	0	4	7	0	57	2.7
Rasual Butler	51	8	875	91	260	.350	44	133	.331	26	31	.839	16	84	100	36	66	1	15	10	21	252	4.9
Julian Wright	57	1	640	90	169	.533	10	24	.417	33	52	.635	33	84	117	40	43	0	29	34	12	223	3.9
Melvin Ely	52	1	621	85	180	.472	0	0	--	32	58	.552	28	117	145	22	79	0	7	42	18	202	3.9
Hilton Armstrong	65	3	732	67	148	.453	0	0	--	44	70	.629	65	98	163	23	130	1	15	59	34	178	2.7
Marcus Vinicius	13	0	69	9	20	.450	5	12	.417	5	11	.455	1	7	8	2	4	0	1	3	1	28	2.2
Ryan Bowen	53	4	660	49	100	.490	0	1	.000	16	29	.552	55	45	100	25	77	0	32	15	11	114	2.2
Chris Andersen	5	0	34	2	7	.286	0	0	--	2	4	.500	2	7	9	0	6	0	0	1	4	6	1.2
NEW ORLEANS	82	--	19805	3164	6796	.466	630	1621	.389	1312	1707	.769	937	2494	3431	1785	1531	6	637	974	321	8270	100.9</

2006-07 ROSTER & STATS

RECORD: 38-44 **HOME: 24-17**
WEST: 25-27 **ROAD: 14-27**
EAST: 13-17 **OVERTIME: 2-2**
DIVISION: 7-9

Head Coach: Byron Scott, Arizona State
Assistant Coaches: Darrell Walker, Arkansas; Kenny Gattison, Old Dominion; David Miller, Springfield College
Trainer: Terry Kofler, Xavier

2006-07 Final Statistics

Player	G	GS	MIN	FG	FGA	PCT	3FG	3FGA	PCT	FT	FTA	PCT	OFF	DEF	TOT	AST	PF	DQ	STL	TO	BLK	PTS	AVG
David West	52	52	1900	377	792	.476	8	25	.320	187	227	.824	126	298	424	114	143	2	42	98	38	949	18.3
Peja Stojakovic	13	13	425	83	196	.423	34	84	.405	31	38	.816	11	43	54	11	29	0	8	19	4	231	17.8
Chris Paul	64	64	2353	381	871	.437	50	143	.350	292	357	.818	54	226	280	569	154	0	118	161	3	1104	17.3
Desmond Mason	75	75	2575	407	900	.452	0	0	--	214	323	.663	124	221	345	115	174	1	52	192	22	1028	13.7
Devin Brown	58	49	1662	233	555	.420	81	227	.357	123	155	.794	55	196	251	149	139	0	44	91	9	670	11.6
Bobby Jackson	56	2	1330	204	518	.394	54	165	.327	130	168	.774	42	136	178	141	98	0	50	78	6	592	10.6
Rasual Butler	81	38	2223	314	788	.398	134	363	.369	56	87	.644	42	214	256	63	148	0	40	67	54	818	10.1
Tyson Chandler	73	73	2525	292	468	.624	0	1	1.000	106	201	.527	320	584	904	66	244	5	37	126	129	690	9.5
Jameno Pargo	82	7	1710	283	692	.409	81	209	.388	104	122	.852	20	160	180	203	121	0	53	122	4	751	9.2
Marc Jackson	56	25	1025	159	388	.410	0	1	1.000	90	103	.874	62	130	192	58	89	0	21	65	7	408	7.3
Linton Johnson III	54	0	720	93	190	.489	10	30	.333	30	37	.811	52	111	163	18	101	0	33	27	18	226	4.2
Hilton Armstrong	56	5	634	68	125	.544	0	0	--	40	67	.597	58	91	149	10	79	0	12	35	26	176	3.1
Cedric Simmons	43	4	534	55	132	.417	0	0	--	16	33	.485	44	63	107	12	75	0	8	22	23	126	2.9
Brandon Bass	21	3	162	15	44	.341	0	1	1.000	12	16	.750	13	30	43	3	16	0	2	10	3	42	2.0
Marcus Vinicius	13	0	103	7	15	.467	3	7	.429	5	7	.714	2	9	11	5	10	0	2	6	1	22	1.7
NEW ORLEANS	82	--	19880	2971	6674	.445	455	1256	.362	1436	1941	.740	1025	2512	3537	1537	1620	8	522	1187	347	7833	95.5
OPPONENTS	82	--	19880	3004	6579	.457	559	1575	.355	1395	1839	.759	853	2493	3346	1703	1733	8	554	1119	392	7962	97.1

Game-by-Game

Date	H/A	W/L	Opp	NOK/Opp	Record	Date	H/A	W/L	Opp	NOK/Opp	Record	Date	H/A	W/L	Opp	NOK/Opp	Record
11/1	A	W	BOS	91-87	1-0	1/8	H	L	LAC	90-100	12-22	3/19	H	W	BOS	106-88	30-37
11/3	A	W	IND	100-91	2-0	1/10	A	W	ATL	96-77	13-22	3/20	A	W	MEM	114-103	31-37
11/5	H	W	HOU	96-90	3-0	1/12	H	W	WAS	104-97	14-22	3/23	H	L	LAL	105-111	31-38
11/7	H	W	GSW	97-93	4-0	1/16	H	W	ORL	84-78*	15-22	3/25	H	W	HOU	106-94	32-38
11/9	A	L	GSW	116-121	4-1	1/19	A	L	SAS	86-99	15-23	3/27	H	L	DAL	89-105	32-39
11/10	A	L	POR	91-92	4-2	1/20	H	W	LAL	113-103	16-23	3/28	A	L	SAS	88-92	32-40
11/12	A	L	LAC	76-92	4-3	1/23	A	L	PHI	96-102	16-24	3/31	H	W	NYK	103-94*	33-40
11/14	H	W	CHA	94-85	5-3	1/24	A	L	TOR	88-90	16-25	4/3	A	W	MIL	119-101	34-40
11/15	A	W	DET	100-99	6-3	1/26	H	W	SAC	88-84	17-25	4/4	H	W	SEA	101-92*	35-40
11/18	A	W	MIN	99-96	7-3	1/27	H	W	UTA	94-83	18-25	4/6	H	L	PHX	95-103	35-41
11/21	H	W	MIA	101-86	8-3	1/29	H	W	POR	103-91	19-25	4/7	A	W	MIN	96-94	36-41
11/22	A	L	PHX	83-92	8-4	1/31	H	L	PHI	78-89	19-26	4/10	H	W	LAC	103-100*	37-41
11/24	H	L	MIN	79-86	8-5	2/2	H	W	MIN	90-83	20-26	4/13	H	L	DEN	105-107	37-42
11/25	A	L	DAL	73-85	8-6	2/3	A	W	HOU	87-74	21-26	4/14	A	L	HOU	112-123	37-43
11/28	H	L	TOR	77-94	8-7	2/5	A	L	SAC	99-105	21-27	4/16	A	W	SAC	125-118	38-43
12/1	H	L	CHI	108-111	8-8	2/7	A	W	DEN	114-112*	22-27	4/18	A	W	LAC	86-83	39-43
12/6	A	W	LAL	105-89	9-8	2/8	H	W	MIL	109-101**	23-27	2/8	H	W	MIL	109-101**	23-27
12/8	A	L	SEA	74-94	9-9	2/10	H	W	MEM	104-99	24-27	2/10	H	W	MEM	104-99	24-27
12/9	A	L	GSW	80-101	9-10	2/13	A	L	MEM	110-108	24-28	2/13	A	L	MEM	110-108	24-28
12/11	H	W	CLE	95-89	10-10	2/14	H	W	SAC	100-93	25-28	2/14	H	W	SAC	100-93	25-28
12/14	H	L	SAS	77-103	10-11	2/20	A	L	CHA	111-104	25-29	2/20	A	L	CHA	111-104	25-29
12/16	H	L	DAL	79-90	10-12	2/21	A	W	NUN	98-107	26-29	2/21	A	W	NUN	98-107	26-29
12/18	A	L	MIA	99-101	10-13	2/23	H	W	SEA	89-97	27-29	2/23	H	W	SEA	89-97	27-29
12/20	A	L	ORL	83-86	10-14	2/27	A	L	CLE	107-97	27-30	2/27	A	L	CLE	107-97	27-30
12/22	H	W	MEM	100-97*	11-14	2/28	H	W	ATL	107-100	28-30	2/28	H	W	ATL	107-100	28-30
12/23	H	L	SAS	77-112	11-15	3/2	A	L	CHI	93-104	28-31	3/2	A	L	CHI	93-104	28-31
12/26	A	L	SEA	94-102	11-16	3/4	H	L	UTA	94-108	28-32	3/4	H	L	UTA	94-108	28-32
12/27	A	L	POR	85-100	11-17	3/6	A	L	DEN	91-106	28-33	3/6	A	L	DEN	91-106	28-33
12/29	H	W	DEN	99-89	12-17	3/9	A	L	PHX	103-104	28-34	3/9	A	L	PHX	103-104	28-34
12/30	A	L	DAL	80-94	12-18	3/10	A	L	UTA	86-96	28-35	3/10	A	L	UTA	86-96	28-35
1/2	H	L	GSW	89-97	12-19	3/13	H	L	NUN	108-112	28-36	3/13	H	L	NUN	108-112	28-36
1/4	H	L	DET	68-92	12-20	3/16	A	W	NYK	92-90	29-36	3/16	A	W	NYK	92-90	29-36
1/6	H	L	IND	93-100	12-21	3/17	A	L	WAS	103-125	29-37	3/17	A	L	WAS	103-125	29-37

* - overtime

2005-06 ROSTER & STATS

RECORD: 38-44 **HOME: 24-17**
WEST: 25-27 **ROAD: 14-27**
EAST: 13-17 **OVERTIME: 2-2**
DIVISION: 7-9

Head Coach: Byron Scott, Arizona State
Assistant Coaches: Jim Clemons, Ohio State; Darrell Walker, Arkansas; Kenny Gattison, Old Dominion; David Miller, Springfield College
Trainer: Terry Kofler, Xavier

2005-06 Final Statistics

Player	G	GS	MIN	FG	FGA	PCT	3FG	3FGA	PCT	FT	FTA	PCT	OFF	DEF	TOT	AST	PF	DQ	STL	TO	BLK	PTS	AVG
David West	74	74	2526	530	1036	.512	3	11	.273	199	236	.843	168	380	548	92	114	1	61	105	64	1262	17.1
Chris Paul	78	78	2808	407	947	.430	50	177	.282	394	465	.847	61	339	400	611	218	0	175	183	6	1258	16.1
Speedy Claxton	71	3	2019	304	736	.413	17	63	.270	246	320	.769	39	154	193	339	177	1	108	154	6	871	12.3
Desmond Mason	70	55	2102	275	690	.399	1	6	.167	206	302	.682	64	234	298	66	136	1	42	113	17	757	10.8
P.J. Brown	75	73	2380	269	583	.461	0	0	--	139	168	.827	182	365	547	90	216	2	46	90	50	677	9.0
Rasual Butler	79	20	1875	257	633	.406	92	242	.380	79	114	.693	51	181	232	40	142	0	33	65	45	685	8.7
Kirk Snyder	68	45	1310	205	453	.453	46	129	.357	86	117	.735	55	106	161	102	106	1	29	70	23	542	8.0
J.R. Smith	55	25	989	144	366	.393	52	140	.371	83	101												

2004-05 ROSTER & STATS

RECORD: 28-64
WEST: 10-42
EAST: 8-22
DIVISION: 2-14

HOME: 11-30
ROAD: 7-34
OVERTIME: 2-6

Head Coach: Byron Scott, Arizona State
Assistant Coaches: Jim Clemons, Ohio State; Darrell Walker, Arkansas; Kenny Gattison, Old Dominion
Trainer: Terry Kofler, Xavier

2004-05 Final Statistics

Player	G	GS	MIN	FG	FGA	PCT	3FG	3FGA	PCT	FT	FTA	PCT	OFF	DEF	TOT	AST	PF	DQ	STL	TO	BLK	PTS	AVG
Baron Davis	18	13	593	111	303	.366	44	137	.321	74	96	.771	16	51	67	129	52	0	31	38	4	340	18.9
Lee Nailon	68	51	2017	415	869	.478	0	2	.000	133	165	.806	128	170	298	109	190	1	36	110	16	963	14.2
David Wesley	26	26	934	133	342	.389	28	80	.350	67	76	.882	12	73	85	109	65	0	35	54	1	361	13.9
Dan Dickau(TOT)	71	46	2090	306	756	.405	85	245	.347	190	228	.833	34	146	180	347	201	3	76	145	4	887	12.5
Dan Dickau(NO)	67	46	2074	305	748	.408	84	242	.347	188	225	.836	34	145	179	346	200	3	6	44	4	882	13.2
Jamaal Magloire	23	22	703	98	227	.432	0	0	--	74	123	.602	79	126	205	29	74	0	8	59	23	270	11.7
Speedy Claxton(TOT)	62	47	1866	257	611	.421	11	61	.180	187	254	.736	37	147	184	374	84	7	109	119	8	712	11.5
Speedy Claxton(NO)	6	3	365	41	110	.373	1	9	.111	25	41	.610	5	26	31	88	30	1	22	27	2	08	6.8
PJ Brown	82	78	2817	338	758	.446	0	0	--	210	243	.864	266	471	37	178	233	3	4	01	50	86	0.8
JR Smith	76	56	1859	295	748	.394	81	281	.288	111	161	.689	39	113	152	142	35	0	55	109	11	782	10.3
Hilton Armstrong	14	9	412	53	159	.333	17	70	.243	19	21	.905	16	32	48	65	30	1	5	28	2	142	10.1
Rodney Rogers	30	26	882	109	289	.377	25	92	.272	32	42	.762	28	114	142	60	103	1	19	66	12	275	9.2
Chris Andersen	67	2	1430	191	358	.534	0	3	.000	131	190	.689	137	273	410	71	144	0	14	64	100	513	7.7
Bostjan Nachbar(TOT)	71	6	1341	161	411	.392	75	196	.383	97	117	.829	24	158	182	74	183	1	29	73	16	494	7.0
Bostjan Nachbar(NO)	55	4	1137	146	368	.397	65	175	.371	88	105	.838	20	132	152	65	153	1	28	68	16	445	8.1
Casey Jacobsen(TOT)	84	1	1798	165	408	.404	66	177	.373	151	192	.786	35	132	167	113	104	0	33	71	8	547	6.5
Casey Jacobsen(NO)	44	1	1030	100	251	.398	32	88	.364	103	130	.792	18	82	100	76	48	0	22	47	7	335	7.6
David West	30	8	552	75	172	.436	2	5	.400	34	50	.680	40	89	129	23	62	0	12	37	16	186	6.2
Junior Harrington	29	7	550	64	178	.360	6	19	.316	29	35	.829	13	50	63	62	72	1	25	41	5	163	5.6
Alex Garcia	8	3	146	18	52	.346	5	18	.278	3	4	.750	7	8	15	18	15	0	4	8	1	44	5.5
Jackson Vroman(TOT)	46	18	705	82	199	.412	0	3	.000	48	75	.640	64	111	175	40	105	3	25	64	19	212	4.6
Jackson Vroman(NO)	36	17	648	76	183	.415	0	3	.000	44	68	.647	59	103	162	33	94	3	22	57	17	196	5.4
Matt Freije	23	11	441	37	127	.291	14	54	.259	5	8	.625	16	45	61	20	40	1	13	17	2	93	4.0
George Lynch	44	27	933	68	189	.361	11	37	.297	17	23	.739	55	119	174	88	83	0	32	57	12	164	3.7
Maciej Lampe(TOT)	37	0	380	49	132	.371	2	4	.500	15	22	.682	24	65	89	11	51	0	5	17	7	115	3.1
Maciej Lampe(NO)	21	0	261	32	83	.386	0	1	.000	7	10	.700	15	42	57	10	31	0	4	7	5	71	3.4
Corsley Edwards	10	0	110	10	31	.323	0	0	--	7	12	.583	12	13	25	3	19	1	3	2	4	27	2.7
Lonny Baxter	4	0	36	3	11	.273	0	0	--	0	2	.000	4	4	8	0	10	0	0	4	0	6	1.5
NEW ORLEANS	82	--	19930	2718	6556	.415	415	1316	.315	1401	1830	.766	1019	2281	3300	1724	1883	17	550	1217	310	7252	88.4
OPPONENTS	82	--	19930	2847	6299	.452	494	1346	.367	1644	2122	.775	947	2485	3432	1742	1728	11	634	1168	452	7832	95.5

Game-by-Game

Date	H/A	W/L	Opp	NO/Opp	Record	Date	H/A	W/L	Opp	NO/Opp	Record	Date	H/A	W/L	Opp	NO/Opp	Record	Date	H/A	W/L	Opp	NO/Opp	Record	
11/3	H	L	DAL	91-106	0-1	12/21	A	L	LAC	91-100*	2-22	2/5	A	L	UTA	92-108	8-39	3/28	H	L	CLE	108-109*	16-54	
11/5	H	L	ORL	89-90	0-2	12/22	A	L	LAL	89-101	2-23	2/8	A	L	SEA	91-108	8-40	4/1	A	W	HOU	76-73	17-54	
11/6	A	L	MIN	92-99	0-3	12/26	A	L	CLE	91-100	2-24	2/9	A	W	POR	91-80	9-40	4/2	H	L	MIA	99-111	17-55	
11/9	H	L	LAL	98-106	0-4	12/27	A	L	IND	82-100	2-25	2/11	H	W	GSW	111-108	10-40	4/5	A	W	ATL	96-86	18-55	
11/12	H	L	ATL	95-96	0-5	12/29	H	L	PHO	96-107	2-26	2/13	A	L	ORL	94-97	10-41	4/6	H	L	DEN	83-94	18-56	
11/13	A	L	MIL	91-94	0-6	1/3	A	L	BOS	90-108	2-27	2/14	H	W	WAS	98-96	11-41	4/8	H	L	UTA	87-98	18-57	
11/17	H	L	PHO	84-95	0-7	1/5	H	L	CHI	89-95	2-28	2/16	H	L	SAS	78-101	11-42	4/10	H	L	POR	81-90	18-58	
11/20	H	L	MIN	94-99	0-8	1/7	A	L	MEM	76-84	2-29	2/23	H	L	SEA	85-103	11-43	4/12	A	L	PHO	85-99	18-59	
11/22	A	W	UTA	76-75	1-8	1/8	H	W	SAC	121-117*	3-29	2/27	H	L	DEN	93-94	11-44	4/13	A	L	DEN	102-116	18-60	
11/23	A	L	GSW	109-115***	1-9	1/11	A	W	NYK	88-82	4-29	2/28	A	L	DAL	86-90	11-45	4/15	A	L	SEA	72-97	18-61	
11/26	A	L	PHO	86-95	1-10	1/12	A	L	POR	76-90	4-30	3/2	H	W	CHA	94-85	12-45	4/16	A	L	LAC	89-94	18-62	
11/28	A	L	LAL	76-89	1-11	1/14	H	W	DET	112-106	5-30	3/4	H	W	UTA	92-85	13-45	4/18	H	L	MIN	99-102	18-63	
11/29	A	L	DEN	67-76	1-12	1/16	A	L	TOR	99-102	5-31	3/6	H	L	TOR	84-95	13-46	4/20	H	L	LAC	99-102	18-64	
12/1	H	L	SAC	81-94	1-13	1/17	A	L	PHI	91-95	5-32	3/9	H	L	NUN	85-86*	13-47							
12/4	H	L	DET	69-92	1-14	1/19	H	W	IND	90-87	6-32	3/12	H	W	MIL	111-107	14-47							
12/7	A	L	HOU	81-89	1-15	1/22	H	W	LAC	88-85	7-32	3/14	A	L	SAS	89-112	14-48							
12/8	H	L	NYK	79-86	1-16	1/24	A	L	MIA	68-97	7-33	3/16	H	L	MEM	82-88	14-49							
12/10	A	L	WAS	91-94*	1-17	1/26	H	L	HOU	77-82	7-34	3/18	A	W	CHI	94-90	15-49							
12/12	A	L	WAS	69-88	1-18	1/28	H	W	PHI	99-95*	8-34	3/19	H	L	BOS	100-113	15-50							
12/14	A	L	CHA	93-94	1-19	1/29	A	L	SAS	83-93	8-35	3/21	A	L	DAL	86-103	15-51							
12/15	H	W	GSW	98-89	2-19	1/31	H	L	MEM	91-98	8-36	3/23	A	L	MIN	102-107	15-52							
12/17	H	L	SAS	67-83	2-20	2/2	H	L	DAL	82-90	8-37	3/25	H	L	HOU	68-81	15-53							
12/19	A	L	SAC	71-107	2-21	2/4	A	L	GSW	82-90	8-38	3/26	A	W	MEM	96-85	16-53							

2003-04 ROSTER & STATS

RECORD: 41-41
EAST: 30-24
WEST: 11-17
DIVISION: 14-14

HOME: 25-16
ROAD: 16-25
OVERTIME: 3-3

Head Coach: Tim Floyd, Louisiana Tech '77
Assistant Coaches: Alvin Gentry, Appalachian State '77; Jeff Bower, St. Francis (PA) '83; Kenny Gattison, Old Dominion '86; Jan van Breda Kolff, Vanderbilt '74
Trainer: Terry Kofler, Xavier '76

2003-04 Final Statistics

Player	G	GS	MIN	FG	FGA	PCT	3FG	3FGA	PCT	FT	FTA	PCT	OFF	DEF	TOT	AST	PF	DQ	STL	TO	BLK	PTS	AVG
Baron Davis	67	66	2696	554	1402	.395	187	582	.321	237	352	.673	66	221	287	501	178	2	158	215	27	1532	22.9
Jamaal Mashburn	19	18	730	156	398	.392	19	67	.284	65	80	.813	19	98	117	47	42	0	14	37	5	396	20.8
David Wesley	61	60	2001	311	800	.389	92	285	.323	137	182	.753	28	106	134	175	147	1	71	100	14	851	14.0
Jamaal Magloire	82	82	2777	383	809	.473	0	1	.000	353	470	.751	268	579	847	86	278	6	43	201	101	1119	13.6
Hilton Armstrong	79	22	2247	291	736	.395	135	429	.315	123	144	.854	63	163									

2002-03 ROSTER & STATS

RECORD: 47-35
WEST: 32-22
EAST: 15-13
DIVISION: 17-11

HOME: 29-12
ROAD: 21-20
OVERTIME: 5-4

Head Coach: Paul Silas, Creighton '64
Assistant Coaches: Brian Hill, Kennedy '69; Stephen Silas, Brown '96; Bob Donewald Jr., Western Michigan '93
Trainer: Terry Kofler, Xavier '76

2002-03 Final Statistics

Player	G	GS	MIN	FG	FGA	PCT	3FG	3FGA	PCT	FT	FTA	PCT	OFF	DEF	TOT	AST	PF	DQ	STL	TO	BLK	PTS	AVG
Jamaal Mashburn	82	81	3321	670	1586	.422	119	306	.389	313	369	.848	66	432	498	462	196	0	83	230	17	1772	21.6
Baron Davis	50	47	1889	332	798	.416	99	283	.350	93	131	.710	56	130	186	320	148	3	91	140	22	856	17.1
David Wesley	73	73	2710	449	1037	.433	134	316	.424	185	237	.781	38	137	175	251	173	0	109	132	9	1217	16.7
PJ Brown	78	78	2609	319	601	.531	0	3	.000	194	232	.836	243	458	701	147	203	3	67	98	80	832	10.7
Jamaal Magloire	82	82	2443	305	635	.480	0	3	.000	231	322	.717	260	464	724	88	276	4	49	158	111	841	10.3
Courtney Alexander	66	7	1360	193	505	.382	19	57	.333	118	146	.808	39	79	118	79	125	0	31	68	6	523	7.9
Elden Campbell	41	1	685	101	247	.409	0	1	.000	93	115	.809	34	108	142	42	102	2	24	42	31	295	7.2
Kenny Anderson (TOT)	61	2	1135	163	382	.427	1	7	.143	45	57	.789	31	101	132	198	106	0	58	75	4	372	6.1
Kenny Anderson (NO)	23	1	446	61	150	.407	1	2	.500	16	22	.727	14	31	45	77	43	0	18	42	5	139	6.0
Robert Pack	28	4	440	52	129	.403	0	5	.000	41	55	.745	11	40	51	81	35	0	25	40	0	145	5.2
George Lynch	81	32	1497	147	359	.409	28	79	.354	41	74	.554	139	214	353	104	136	1	66	52	19	363	4.5
Jerome Moiso	51	1	644	89	171	.520	0	0	--	27	41	.659	59	119	178	22	87	1	19	46	44	205	4.0
Robert Traylor	69	0	851	105	237	.443	1	3	.333	57	88	.648	108	154	262	50	153	1	45	53	37	268	3.9
Stacey Augmon	70	3	862	79	192	.411	0	7	.000	54	72	.750	26	93	119	69	80	0	27	40	9	212	3.0
Matt Bullard	2	0	12	2	4	.500	0	0	--	2	2	1.000	0	0	1	0	0	0	0	0	0	6	3.0
Bryce Drew	13	0	79	8	27	.296	3	7	.429	0	0	--	4	9	13	11	2	0	2	3	0	19	1.5
Kirk Haston	12	0	57	2	17	.118	0	3	.000	2	4	.500	0	7	7	3	10	0	7	5	6	0.5	
NEW ORLEANS	82	--	19905	2914	6695	.435	404	1075	.376	1467	1910	.768	1097	2475	3572	1807	1769	15	656	1212	394	7699	93.9
OPPONENTS	82	--	19905	2857	6518	.438	338	1001	.338	1474	1925	.766	909	2368	3277	1630	1754	12	647	1196	427	7526	91.8

Game-by-Game

Date	H/A	W/L	Opp	NO/Opp	Record	Date	H/A	W/L	Opp	NO/Opp	Record
10/30	H	W	UTA	100-75	1-0	12/31	H	L	IND	85-89	18-15
11/1	A	L	CHI	79-84	1-1	1/3	H	W	ORL	100-89	19-15
11/2	H	W	MIA	100-95	2-1	1/5	A	W	TOR	99-84	20-15
11/6	H	W	SEA	86-84	3-1	1/6	A	L	MEM	102-106	20-16
11/8	H	W	GSW	110-104	4-1	1/8	H	L	BOS	83-93	20-17
11/10	A	W	NYK	97-91*	5-1	1/10	H	L	DET	99-101*	20-18
11/12	A	L	DET	87-93	5-2	1/11	A	L	ATL	80-97	20-19
11/13	H	W	MIN	102-98	6-2	1/15	H	L	LAL	82-90	20-20
11/15	H	W	CHI	105-87	7-2	1/17	H	W	CHI	90-83	21-20
11/16	A	L	ATL	82-89	7-3	1/18	H	W	PHO	114-102	22-20
11/19	H	W	PHI	99-98	8-3	1/20	H	W	WAS	103-94	23-20
11/22	H	W	NYK	105-97*	9-3	1/22	H	W	POR	95-97*	23-21
11/23	A	W	CLE	87-94	10-3	1/24	H	L	MIL	93-108	23-22
11/25	A	L	PHI	106-94	10-4	1/29	H	W	TOR	104-83	24-22
11/27	H	W	ATL	106-94	11-4	1/31	A	L	NJN	72-89	24-23
11/30	A	L	NYK	85-92*	11-5	2/1	A	L	WAS	104-109	24-24
12/1	A	L	BOS	86-92*	11-6	2/3	H	W	BOS	103-96	25-24
12/3	A	W	CHI	115-90	12-6	2/5	H	W	SAC	108-84	26-24
12/6	H	W	TOR	89-74	13-6	2/11	A	W	MIA	78-89	27-24
12/6	H	W	HOU	98-96*	14-6	2/12	H	L	IND	72-83	27-25
12/7	A	W	MIL	94-88	15-6	2/14	A	L	MIN	93-114	27-26
12/9	H	L	LAC	90-94	15-7	2/16	H	W	DEN	100-92	28-26
12/12	A	W	UTA	93-88	16-7	2/18	A	L	ORL	94-99	28-27
12/13	A	W	LAL	98-82	17-7	2/19	H	W	WAS	87-75	29-27
12/15	A	L	SAC	92-107	17-8	2/21	H	W	MEM	125-123*	30-27
12/17	A	L	POR	93-102	17-9	2/22	A	W	DET	83-91	31-27
12/18	A	L	GSW	106-111	17-10	2/26	H	W	MIA	91-82	31-27
12/20	A	W	SEA	86-86*	18-10	2/28	A	W	DEN	94-88	33-27
12/23	A	L	SAS	95-94*	18-11	3/1	A	W	PHO	94-88	34-27
12/26	H	L	DAL	81-83	18-12	3/3	A	W	LAC	111-108	35-27
12/28	A	L	IND	84-91	18-13	3/7	H	W	CLE	102-76	36-27
12/29	A	L	HOU	85-97	18-14	3/9	H	L	NJN	92-102	36-28

* - overtime

2001-02 ROSTER & STATS

RECORD: 44-38
WEST: 31-23
EAST: 13-15
DIVISION: 17-11

HOME: 21-20
ROAD: 23-18
OVERTIME: 1-2

Head Coach: Paul Silas, Creighton '64
Assistant Coaches: Brian Hill, Kennedy '69; Stephen Silas, Brown '96; Bob Donewald Jr., Western Michigan '93
Trainer: Terry Kofler, Xavier '76

2001-02 Final Statistics

Player	G	GS	MIN	FG	FGA	PCT	3FG	3FGA	PCT	FT	FTA	PCT	OFF	DEF	TOT	AST	PF	DQ	STL	TO	BLK	PTS	AVG
Jamaal Mashburn	40	40	1601	303	744	.407	41	112	.366	211	241	.876	31	211	242	171	80	0	45	110	6	858	21.5
Baron Davis	82	82	3318	559	1341	.417	170	478	.356	196	338	.580	93	256	349	698	241	0	172	246	47	1484	18.1
David Wesley	67	63	2487	364	910	.400	85	256	.332	138	188	.734	44	99	143	236	147	0	74	119	15	951	14.2
Elden Campbell	77	74	2156	384	794	.484	0	2	.000	306	384	.797	133	397	530	102	264	4	60	138	137	1074	13.9
Lee Nailon	79	41	1912	369	764	.483	1	2	.500	112	150	.747	103	188	291	94	175	1	59	96	17	851	10.8
Jamaal Magloire	82	8	1549	228	414	.551	0	1	.000	243	333	.730	153	308	461	31	201	0	27	118	86	699	8.5
PJ Brown	80	80	2563	250	527	.474	0	0	--	169	197	.858	273	513	786	107	222	1	59	85	78	669	8.4
Stacey Augmon	77	3	1319	140	328	.427	0	3	.000	77	101	.762	59	166	225	103	115	0	56	54	12	357	4.6
George Lynch	45	18	893	73	198	.369	1	6	.167	25	40	.625	70	116	186	54	75	1	40	41	14	172	3.8
Robert Traylor	61	1	678	87	204	.426	1	1	1.000	53	84	.631	67	120	187	37	127	1	24	45	37	228	3.7
Bryce Drew	61	0	774	78	182	.429	31	73	.425	23	29	.793	14	58	72	101	49	0	32	33	2	210	3.4
Matt Bullard	31	0	350	39	115	.339	16	57	.281	11	12	.917	10	37	47	16	29	0	2	12	2	105	3.4
Kirk Haston	15	0	77	11	39	.282	0	3	.000	4	8	.500	5	15	20	5	9	0	3	1	26	1.7	
Jerome Moiso	15	0	76	8	20	.400	0	0	--	0	0	--	4	21	25	4	12	0	3	8	2	16	1.1
CHARLOTTE	82	--	19755	2893	6580	.440	346	994	.348	1568	2105	.745	1059	2505	3564	1759	1747	8	653	1150	456	7700	93.9
OPPONENTS	82	--	19755	2850	6594	.432	433	1156	.														

2000-01 ROSTER & STATS

RECORD: 46-36
WEST: 9-19
EAST: 37-13
DIVISION: 20-8

HOME: 28-13
ROAD: 18-23
OVERTIME: 3-3

Head Coach: Paul Silas, Creighton '64
 Assistant Coaches: Jerry Eaves, Louisville '82; Lee Rose, Transylvania '58; Stephen Silas, Brown '96
 Trainer: Terry Kofler, Xavier '76

2000-01 Final Statistics

Player	G	GS	MIN	FG	FGA	PCT	3FG	3FGA	PCT	FT	FTA	PCT	OFF	DEF	TOT	AST	PF	DQ	STL	TO	BLK	PTS	AVG
Jamaal Mashburn	76	76	2989	573	1388	.413	103	289	.356	279	364	.766	92	484	576	411	185	1	85	211	13	1528	20.1
David Wesley	82	82	3106	523	1239	.422	97	258	.376	271	339	.799	64	160	224	361	220	2	128	171	16	1414	17.2
Baron Davis	82	82	3192	409	957	.427	85	274	.310	228	337	.677	129	279	408	598	267	1	170	226	36	1131	13.8
Elden Campbell	78	78	2337	367	834	.440	0	6	.000	288	406	.709	157	451	608	104	280	1	60	144	140	1022	13.1
PJ Brown	80	79	2811	249	561	.444	0	4	.000	178	209	.852	257	485	742	127	260	6	78	108	92	676	8.4
Derrick Coleman	34	3	683	97	255	.380	20	51	.392	63	92	.686	46	138	184	39	53	1	10	42	21	277	8.1
Eddie Robinson	67	6	1201	216	407	.531	2	4	.500	64	88	.727	60	138	198	59	66	0	50	43	32	498	7.4
Jamaal Magloire	74	0	1095	122	271	.450	0	2	.000	95	145	.655	103	192	295	27	139	0	18	61	78	339	4.6
Scott Burrell	4	0	41	7	15	.467	2	6	.333	1	4	.250	1	2	3	1	8	0	3	0	0	17	4.3
Lee Neal	42	0	469	66	136	.485	0	1	.000	32	43	.744	29	63	92	24	60	0	9	27	5	164	3.9
Hersey Hawkins	59	0	681	56	137	.409	17	46	.370	54	63	.857	17	63	80	72	45	0	33	19	9	183	3.1
Otis Thorpe	49	4	647	59	131	.450	0	0	--	20	24	.833	50	95	145	29	108	0	12	32	7	138	2.8
Eldridge Recasner	43	0	403	38	114	.333	13	39	.333	14	18	.778	13	37	50	39	30	0	6	27	1	103	2.4
Doug Overton	2	0	15	2	2	1.000	0	0	--	0	0	--	0	0	0	0	2	0	1	3	0	4	2.0
Tim James	30	0	197	16	52	.308	1	3	.333	12	14	.857	15	20	35	8	27	0	2	8	5	45	1.5
Terrence Robinson	3	0	13	0	2	.000	0	1	.000	0	0	--	0	1	1	1	3	0	0	2	0	0	0.0
CHARLOTTE	82	--	19880	2800	6501	.431	340	984	.346	1599	2146	.745	1033	2608	3641	1900	1753	12	665	1183	455	7539	91.9
OPPONENTS	82	--	19880	2767	6501	.426	389	1061	.360	1444	1910	.756	892	2436	3328	1748	1768	13	616	1204	375	7367	89.8

Game-by-Game

Date	H/A	W/L	Opp	Cha/Opp	Record	Date	H/A	W/L	Opp	Cha/Opp	Record	Date	H/A	W/L	Opp	Cha/Opp	Record
10/31	A	W	ATL	106-82	1-0	1/7	A	L	DEN	87-94	21-14	3/23	A	L	CHI	90-93*	40-29
11/1	H	L	WAS	77-95	1-1	11/1	H	W	CHI	102-95***	22-14	3/24	A	L	DAL	100-103	40-30
11/3	H	W	MIA	83-79	2-1	11/11	H	W	POR	70-83	22-15	3/27	A	L	SAS	79-93	40-31
11/4	A	W	NUN	98-87	3-1	11/2	A	W	CHI	86-85	23-15	3/30	H	L	DEN	96-103	40-32
11/8	A	W	ORL	96-90	4-1	11/4	A	L	TOR	99-107	23-16	4/1	H	W	BOS	80-79	41-32
11/9	H	L	SEA	94-102	4-2	11/5	A	L	PHI	79-84	23-17	4/3	A	W	NUN	103-88	42-32
11/11	A	L	NYK	67-81	4-3	11/7	H	L	DAL	90-91	23-18	4/4	H	L	PHO	94-103	42-33
11/14	A	L	MIA	85-89*	4-4	11/9	H	L	MIL	98-105	23-19	4/6	A	L	MIA	76-81	42-34
11/16	A	L	HOU	80-84	4-5	11/23	A	L	WAS	95-97	23-20	4/7	H	L	DET	92-97	42-35
11/17	H	L	DET	89-96	4-6	11/24	H	W	NYK	81-67	24-20	4/9	A	L	NYK	98-113	42-36
11/19	H	W	DET	105-96	5-6	11/27	A	W	HOU	97-110	24-21	4/12	H	W	NUN	88-78	43-36
11/20	A	W	TOR	100-64	6-6	11/29	A	W	GSW	93-85	25-21	4/15	A	W	DET	99-90	44-36
11/22	H	W	PHI	88-73	7-6	1/29	A	L	Utah	76-87	25-22	4/16	H	W	ATL	106-83	45-36
11/24	A	W	MIL	106-90	8-6	2/1	A	L	LAL	87-93	25-23	4/18	A	W	BOS	97-92	46-36
11/25	H	W	CLE	109-98	9-6	2/4	A	L	PHO	82-85	25-24						
11/29	H	W	TOR	103-79	10-6	2/6	H	L	ORL	83-109	25-25						
12/1	A	L	PHI	74-95	10-7	2/8	H	W	ATL	101-84	26-25						
12/1	A	W	UTA	94-89	11-7	2/13	A	W	IND	77-66	27-25						
12/5	A	L	CLE	66-71	11-8	2/16	H	L	LAL	94-99	27-26						
12/6	H	W	IND	91-88	12-8	2/17	A	W	MIL	103-93	28-26						
12/8	H	W	LAC	92-87	13-8	2/22	H	W	GSW	93-91	29-26						
12/9	A	L	IND	96-99*	13-9	2/24	H	W	PHI	86-85	29-26						
12/13	H	W	SAC	101-90	14-9	2/26	H	W	IND	82-72	31-26						
12/15	A	W	WAS	103-89	15-9	2/28	H	W	NUN	91-88	32-26						
12/16	H	W	BOS	99-87	16-9	3/2	A	W	ATL	105-99	33-26						
12/20	H	W	MIA	95-86	17-9	3/4	A	W	BOS	116-97	34-26						
12/22	H	W	MIN	83-74	18-9	3/6	H	L	MIN	89-95	34-27						
12/23	H	W	SAS	88-84*	19-9	3/8	H	W	ORL	97-84	35-27						
12/26	H	W	CLE	115-110*	20-9	3/10	H	W	MIL	100-90	35-27						
12/28	A	L	SAC	87-91	20-10	3/12	H	W	CHI	102-94	37-27						
12/30	A	L	SEA	102-104	20-11	3/14	H	W	VAN	100-95	38-27						
1/1	A	L	POR	87-89	20-12	3/16	A	L	CLE	109-114	38-28						
1/3	A	L	VAN	89-99	20-13	3/17	H	W	WAS	95-93	39-28						
1/5	A	W	LAC	86-73	21-13	3/21	H	W	TOR	111-95	40-28						

* - overtime

1999-2000 ROSTER & STATS

RECORD: 49-33
WEST: 36-18
EAST: 13-15
DIVISION: 20-8

HOME: 30-11
ROAD: 19-22
OVERTIME: 2-2

Head Coach: Paul Silas, Creighton '64
 Assistant Coaches: Lee Rose, Transylvania '58; Mark Osowski, Massachusetts '85; Jerry Eaves, Louisville '82
 Trainer: Terry Kofler, Xavier '76

1999-2000 Final Statistics

Player	G	GS	MIN	FG	FGA	PCT	3FG	3FGA	PCT	FT	FTA	PCT	OFF	DEF	TOT	AST	PF	DQ	STL	TO	BLK	PTS	AVG
Eddie Jones	72	72	2807	478	1119	.427	128	341	.375	362	419	.864	81	262	343	305	176	1	192	160	49	1446	20.1
Derrick Coleman	74	64	2347	446	979	.456	51	141	.362	296	377	.785	124	508	632	175	195	2	34	173	130	1239	16.7
David Wesley	82	82	2760	407	955	.426	88	248	.355	214	275	.778	39	186	225	463	186	2	109	159	11	1116	13.6
Bobby Phills	28	9	825	152	335	.454	30	91	.330	47	65	.723	17	54	71	79	72	2	41	48	8	381	13.6
Elden Campbell	78	77	2538	370	829	.446	0	6	.000	247	358	.690	168	422	590	129	269	6	56	127	150	987	12.7
Anthony Mason	82	81	3133	317	661	.480	0	1	.000	314	421	.746	145	554	699	367	220	0	74	160	29	948	11.6
Brad Miller	55	4	961	135	293	.461	0	2	.000	153	195	.785	113	180	293	45	111	1	23	48	35	423	7.7
Eddie Robinson	67	8	1112	212	386	.549	0	4	.000	47	64	.734	54	130	184	32	67	0	48	39	25	471	7.0
Baron Davis	82	0	1523	182	433	.420	25	111	.225	97	153	.634	48	117	165	309	201	1	97	140	19	486	

1998-99 ROSTER & STATS

RECORD: 26-24 **HOME: 16-9**
WEST: 23-21 **ROAD: 10-15**
EAST: 3-3 **OVERTIME: 3-2**
DIVISION: 12-10

Head Coach: Paul Silas, Creighton '64
Assistant Coaches: Lee Rose, Transylvania '58; Mark Osowski, Massachusetts '85; Jeff Bower, St. Francis (PA) '83
Trainer: Terry Kofler, Xavier '76

1998-99 Final Statistics

Player	G	GS	MIN	FG	FGA	PCT	3FG	3FGA	PCT	FT	FTA	PCT	OFF	DEF	TOT	AST	PF	DQ	STL	TO	BLK	PTS	AVG
Eddie Jones (CHA)	30	30	1157	164	368	.446	28	78	.359	153	191	.801	30	88	118	125	86	1	90	72	34	509	17.0
J.R. Reid	16	16	556	88	169	.521	0	0	--	67	84	.798	21	92	113	25	63	2	22	28	10	243	15.2
Bobby Phills	43	43	1574	215	497	.433	68	172	.395	115	168	.685	39	135	174	149	124	1	60	92	25	613	14.3
David Wesley	50	50	1848	243	545	.446	61	170	.359	159	191	.832	23	138	161	322	130	2	100	142	10	706	14.1
Derrick Coleman	37	29	1178	168	406	.414	7	33	.212	143	190	.753	76	252	328	78	96	1	24	90	42	486	13.1
Elden Campbell (CHA)	32	32	1134	178	364	.489	0	1	.000	134	207	.647	88	213	301	61	108	1	38	58	57	490	15.3
Chucky Brown	48	21	1192	176	373	.472	15	40	.375	40	59	.678	36	138	174	57	106	0	16	38	19	407	8.5
Brad Miller	38	0	469	78	138	.565	1	2	.500	81	102	.794	35	82	117	22	65	0	9	32	18	238	6.3
Chuck Person	50	21	990	112	289	.388	55	157	.350	24	32	.750	17	115	132	60	90	0	20	41	8	303	6.1
Hilton Armstrong	10	1	178	21	43	.488	6	8	.750	9	10	.900	1	15	16	27	16	0	3	10	0	57	5.7
Eldridge Recasner	44	2	708	82	184	.446	24	60	.400	34	39	.872	20	57	77	91	66	0	17	58	1	222	5.0
Ricky Davis	46	1	557	81	200	.405	2	12	.167	45	59	.763	40	44	84	58	46	0	30	54	7	209	4.5
Charles Shackelford	32	4	367	44	90	.489	0	0	--	19	29	.655	41	88	129	13	66	1	5	27	13	107	3.3
Corey Beck (CHA)	16	0	150	14	31	.452	1	1	1.000	6	13	.462	3	20	23	20	21	0	7	11	2	35	2.2
Travis Williams	8	0	62	6	13	.462	0	0	--	3	4	.750	6	13	19	2	10	0	2	6	1	15	1.9
Wille Burton	3	0	18	1	7	.143	0	1	.000	2	4	.500	4	2	6	0	2	0	0	1	0	4	1.3
Joe Wolf	3	0	12	0	1	.000	0	0	--	0	2	.000	0	1	1	0	6	0	0	0	0	0	0.0
CHARLOTTE	50	--	12150	1671	3718	.449	268	735	.365	1034	1384	.747	480	1493	1973	1110	1101	9	443	796	247	4644	92.9
OPPONENTS	50	--	12150	1739	4003	.434	212	637	.333	959	1306	.734	655	1491	2146	1092	1151	13	443	762	232	4649	93.0

Game-by-Game

Date	H/A	W/L	Opp	Cha/Opp	Record	Date	H/A	W/L	Opp	Cha/Opp	Record
2/5	H	L	PHI	66-78	0-1	3/26	H	W	ORL	90-82	11-15
2/6	H	L	MIL	107-113*	0-2	3/28	H	W	CLE	105-84	12-15
2/8	H	W	MIA	94-91	1-2	3/30	H	L	BOS	99-109	12-16
2/10	H	L	CLE	77-87	1-3	3/31	H	L	MIL	94-102	12-17
2/11	A	L	ATL	88-100	1-4	4/2	H	L	IND	81-87	12-18
2/16	A	L	LAL	88-116	1-5	4/4	A	L	ATL	83-85	12-19
2/17	A	L	GSW	87-96	1-6	4/5	H	L	ATL	71-77	12-20
2/19	A	L	SAC	95-106	1-7	4/7	H	W	NYK	106-82	13-20
2/24	H	L	MIA	83-91	1-8	4/9	H	W	WAS	90-88	14-20
2/26	H	W	POR	97-95	2-8	4/10	A	W	IND	92-90	15-20
2/27	A	L	CHI	77-94	2-9	4/12	A	W	DET	92-86	16-20
3/1	H	W	TOR	91-88	3-9	4/14	H	W	DET	83-79	17-20
3/3	A	L	ORL	76-93	3-10	4/16	A	W	MIL	95-94	18-20
3/4	A	W	NUN	96-82	4-10	4/17	A	W	CLE	90-82	19-20
3/5	A	L	WAS	85-86	4-11	4/19	A	W	NUN	120-113	20-20
3/9	H	W	BOS	105-87	5-11	4/21	H	W	DET	88-85	21-20
3/10	A	L	PHI	70-85	5-12	4/23	A	L	NYK	105-110	21-21
3/12	A	W	WAS	92-83	6-12	4/24	H	W	NUN	97-82	22-21
3/14	A	L	NYK	86-94	6-13	4/26	H	L	NYK	84-91	22-22
3/15	A	L	TOR	82-89	6-14	4/27	A	W	TOR	108-98	23-22
3/17	H	W	PHO	119-111	7-14	4/29	A	L	IND	110-115*	23-23
3/19	H	W	UTA	83-82*	8-14	4/30	H	W	CHI	92-88	24-23
3/21	A	W	MIL	94-87	9-14	5/2	A	L	MIA	93-100	24-24
3/23	A	L	ORL	78-86	9-15	5/4	H	W	PHI	117-110*	25-24
3/24	H	W	CH	110-81	10-15	5/5	A	W	BOS	133-129**	26-24

* - overtime

1997-98 ROSTER & STATS

RECORD: 51-31 **HOME: 32-9**
WEST: 20-8 **ROAD: 19-22**
EAST: 31-23 **OVERTIME: 2-1**
DIVISION: 16-12

Head Coach: Dave Cowens, Florida State '70
Assistant Coaches: Lee Rose, Transylvania '58; Paul Silas, Creighton '64; Mark Osowski, Massachusetts '85
Trainer: Terry Kofler, Xavier '76

1997-98 Final Statistics

Player	G	GS	MIN	FG	3FGA	PCT	3FG	FGA	PCT	FT	FTA	PCT	OFF	DEF	TOT	AST	PF	DQ	STL	TO	BLK	PTS	AVG
Glen Rice	82	82	3295	634	1386	.457	130	300	.433	428	504	.849	89	264	353	182	200	0	77	182	22	1826	22.3
David Wesley	81	81	2845	383	864	.443	59	170	.347	229	288	.795	49	164	213	529	229	3	140	226	30	1054	13.0
Anthony Mason	81	80	3148	389	764	.509	0	4	.000	261	402	.649	177	649	826	342	182	1	68	146	18	1039	12.8
Matt Geiger	78	42	1839	358	709	.505	1	11	.091	168	236	.712	196	325	521	78	191	1	68	111	87	885	11.3
Vlade Divac	64	41	1805	267	536	.498	3	14	.214	130	188	.691	183	335	518	172	179	1	83	114	94	667	10.4
Bobby Phills	62	61	1887	246	552	.446	44	114	.386	106	140	.757	59	157	216	187	181	2	81	108	18	642	10.4
Del Curry	52	1	971	194	434	.447	61	145	.421	41	52	.788	26	75	101	69	85	2	31	54	4	490	9.4
Vernon Maxwell (CHA)	31	0	467	77	180	.428	31	86	.360	25	34	.735	9	35	44	40	51	1	14	28	3	210	6.8
JR Reid	79	1	1109	146	318	.459	3	8	.375	89	122	.730	72	138	210	51	172	1	35	65	19	384	4.9
BJ Armstrong (CHA)	62	0	772	99	194	.510	9	34	.265	37	43	.860	12	57	69	144	68	0	25	35	0	244	3.9
Travis Williams	39	0	365	56	119	.471	0	1	.000	24	46	.522	53	39	92	20	55	0	18	30	5	136	3.5
Corey Beck	59	14	738	73	159	.459	2	4	.500	43	59	.729	27	63	90	98	100	0	33	70	7	191	3.2
Muggsy Bogues	2	0	16	2	5	.400	0	1	1.000	0	1	1.000	0	1	1	4	2	0	2	1	0	6	3.0
Tony Deak	3	0	34	3	4	.750	1	1	1.000	0	2	.500	0	1	2	3	8	0	4	0	0	8	2.7
Donald Royal (CHA)	29	5	305	24	63	.381	0	0	--	26	29	.897	16	21	37	16	30	0	6	7	1	74	2.6
Tony Farmer	27	2	169	17	53	.321	2	9	.222	31	39	.795	16	16	32	5	23	0	10	9	4	67	2.5
Jeff Gray	1	0	11	0	4	.000	0	3	.000	0	0	--	0	0	0	1	0	0	2	0	0	0	0.0
Michael McDonald	1	0	4	0	0	--	0	0	--	0	0	--	1	0	1	0	1	0	0	2	0	0	0.0
CHARLOTTE	82	--	19780	2968	6344	.468	346	904	.383	1641	2186	.751	985	2341	3326	1941	1757	12	691	1247	312	7923	96.6
OPPONENTS	82	--	19780	2977	6417	.464	369	1063	.347	1436	1964	.731	965	2259	3224	1806	1902	18	582	1240	372	7759	94.6

Game-by-Game

Date	H/A	W/L	Opp	Cha/Opp	Record	Date	H/A	W/L	Opp	Cha/Opp	Record
10/31	H	L	NYK	85-97	0-1	1/9	A	W	VAN	98-90	21-13
11/1	A	L	MIN	90-106	0-2	1/11	A	W	LAL	98-93	

1996-97 ROSTER & STATS

RECORD: 54-28 **HOME: 30-11**
WEST: 20-8 **ROAD: 24-17**
EAST: 34-20 **OVERTIME: 5-0**
DIVISION: 14-14

Head Coach: Dave Cowens, Florida State '70
Assistant Coaches: Lee Rose, Transylvania '58; T.R. Dunn, Alabama '77; Mark Osowski, Massachusetts '85
Trainer: Terry Kofler, Xavier '76

1996-97 Final Statistics

Player	G	GS	MIN	FG	FGA	PCT	3FG	3FGA	PCT	FT	FTA	PCT	OFF	DEF	TOT	AST	PF	DQ	STL	TO	BLK	PTS	AVG
Glen Rice	79	78	3362	722	1513	.477	207	440	.470	464	535	.867	67	251	318	160	190	0	72	177	26	2115	26.8
Anthony Mason	73	73	3143	433	825	.525	1	3	.333	319	428	.745	186	643	829	414	202	3	76	165	33	1186	16.2
Dell Curry	68	20	2078	384	836	.459	126	296	.426	114	142	.803	40	171	211	118	147	0	60	93	14	1008	14.8
Vlade Divac	81	80	2840	418	847	.494	11	47	.234	177	259	.683	241	484	725	301	277	6	103	193	180	1024	12.6
Ricky Pierce (CHA)	27	17	650	119	237	.502	30	56	.536	56	63	.889	19	49	68	49	48	0	14	30	4	324	12.0
Matt Geiger	49	13	1044	171	350	.489	6	20	.300	89	127	.701	100	158	258	38	153	1	20	67	27	437	8.9
Tyrone Bogues	65	65	1880	204	443	.460	60	144	.417	54	64	.844	25	116	141	469	114	0	82	108	2	522	8.0
Anthony Goldwire	33	9	576	62	154	.403	36	82	.439	30	40	.750	3	35	38	94	58	1	19	41	1	190	5.8
Tony Dalk	61	1	867	119	256	.465	52	112	.464	42	51	.824	31	68	99	99	71	1	36	68	6	332	5.4
Scott Burrell	28	2	482	45	131	.344	19	55	.345	42	53	.792	24	55	79	39	60	0	14	25	11	151	5.4
Tony Smith	69	39	1291	138	337	.409	32	99	.323	38	59	.644	38	56	94	150	110	2	48	73	19	346	5.0
Rafael Addison	41	3	355	49	122	.402	8	20	.400	22	28	.786	19	26	45	34	52	0	8	17	3	128	3.1
Malik Rose	54	1	525	61	128	.477	0	2	.000	38	62	.613	70	94	164	32	114	3	28	41	17	160	3.0
Donald Royal (CHA)	25	2	320	21	40	.525	0	0	--	28	35	.800	18	40	58	10	42	0	12	22	2	70	2.8
George Zidek	36	3	288	33	85	.388	0	2	.000	25	32	.781	25	38	63	9	44	0	4	23	3	91	2.5
Jamie Feick	3	0	10	2	4	.500	1	1	1.000	0	2	.000	1	2	3	0	3	0	0	1	5	1.7	
Tom Chambers	12	5	83	7	31	.226	2	3	.667	3	4	.750	3	11	14	4	14	0	1	9	0	19	1.6
Eric Leckner	1	0	11	0	3	.000	0	0	--	0	0	--	0	1	1	1	3	0	0	0	0	0	0.0
CHARLOTTE	82	--	19805	2988	6342	.471	591	1382	.428	1541	1984	.777	910	2298	3208	2021	1702	17	597	1203	349	8108	98.9
OPPONENTS	82	--	19805	3056	6650	.460	487	1364	.357	1356	1857	.730	1077	2256	3333	1783	1781	20	532	1143	335	7955	97.0

Game-by-Game

Date	H/A	W/L	Opp	Cha/Opp	Record	Date	H/A	W/L	Opp	Cha/Opp	Record
11/2	H	W	TOR	109-88	1-0	12/30	A	W	WAS	101-92	16-13
11/3	A	L	NYK	86-113	1-1	1/2	H	W	DAL	107-97	17-13
11/6	H	W	LAL	88-78	2-1	1/4	H	L	WAS	93-104	17-14
11/8	A	W	WAS	102-87	3-1	1/6	A	W	GSW	109-101	18-14
11/9	H	L	MIL	98-100	3-2	1/8	A	L	LAL	97-101	18-15
11/12	A	L	MIA	97-105	3-3	1/10	A	L	PHO	90-102	18-16
11/14	A	L	ORL	89-96	3-4	1/12	A	W	SAC	97-93	19-16
11/15	H	L	CHI	87-110	3-5	1/13	A	W	DEN	102-100*	20-16
11/20	H	W	NYK	93-86	4-5	1/15	H	W	NUN	116-104	21-16
11/21	A	W	IND	90-87	5-5	1/18	A	W	NUN	102-92	22-16
11/23	H	W	DET	93-85	6-5	1/20	A	L	ATL	97-106	22-17
11/26	H	W	SEA	97-89	7-5	1/21	H	W	HOU	114-108	23-17
11/27	A	L	TOR	88-92	7-6	1/24	H	W	NYK	113-104*	24-17
11/30	A	M	MIL	94-87	8-6	1/25	A	L	CLE	73-106	24-18
12/3	A	L	UTA	97-107	8-7	1/28	A	W	IND	98-97	25-18
12/2	A	L	LAC	89-96	8-8	1/29	H	L	IND	95-106	25-19
12/6	A	L	POR	93-97	8-9	1/31	H	W	MIL	102-95	26-19
12/7	A	W	SEA	94-82	9-9	2/1	A	W	NYK	99-93	27-19
12/9	A	W	VAN	107-91	10-9	2/4	H	W	MIN	115-101	28-19
12/11	H	W	DEN	101-97	11-9	2/6	H	W	SAC	115-100	29-19
12/13	H	W	PHI	84-75	12-9	2/11	A	L	CHI	100-103	29-20
12/14	A	L	CHI	82-87	12-10	2/12	H	W	NUN	113-100	30-20
12/17	A	W	PHI	93-84	13-11	2/14	H	L	DET	103-109	30-21
12/19	H	L	CHI	72-83	13-11	2/17	H	W	ORL	124-110	31-21
12/21	H	W	ATL	98-83	14-11	2/19	H	W	PHO	123-115	32-21
12/22	A	W	BOS	102-98	15-11	2/21	H	W	LAC	114-96	33-21
12/27	H	L	MIA	86-101	15-12	2/22	A	W	ATL	93-92	34-21
12/28	A	L	DET	75-97	15-13	2/24	A	W	SAS	96-84	35-21

* - overtime

1995-96 ROSTER & STATS

RECORD: 41-41 **HOME: 25-16**
WEST: 15-13 **ROAD: 16-25**
EAST: 26-28 **OVERTIME: 2-5**
DIVISION: 13-15

Head Coach: Allan Bristow, Virginia Tech '73
Assistant Coaches: Bill Hanzlik, Notre Dame '80; T.R. Dunn, Alabama '77; John Bach, Fordham '48
Trainer: Terry Kofler, Xavier '76

1995-96 Final Statistics

Player	G	GS	MIN	FG	FGA	PCT	3FG	3FGA	PCT	FT	FTA	PCT	OFF	DEF	TOT	AST	PF	DQ	STL	TO	BLK	PTS	AVG
Glen Rice	79	79	3142	610	1296	.471	171	403	.424	319	381	.837	86	292	378	232	217	1	91	163	19	1710	21.6
Larry Johnson	81	81	3274	583	1225	.476	67	183	.366	427	564	.757	249	434	683	355	173	0	55	182	43	1660	20.5
Kenny Anderson (CHA)	38	36	1302	206	454	.454	56	157	.357	109	150	.727	26	76	102	328	105	1	59	88	6	577	15.2
Dell Curry	82	29	2371	441	974	.453	164	406	.404	146	171	.854	68	196	264	176	173	2	108	130	25	1192	14.5
Scott Burrell	20	20	693	92	206	.447	37	98	.378	42	56	.750	26	72	98	47	76	2	27	43	13	263	13.2
Kendall Gill	36	36	1265	179	372	.481	17	54	.315	89	117	.761	56	133	189	225	101	2	42	110	22	464	12.9
Matt Geiger	77	50	2349	357	866	.536	3	8	.375	149	205	.727	201	448	649	60	290	11	46	137	63	866	11.2
Khalid Reeves	20	5	418	54	118	.458	11	36	.306	43	51	.843	11	29	40	72	46	0	16	30	1	162	8.1
Anthony Goldwire	42	8	621	76	189	.402	33	83	.398	46	60	.767	8	35	43	112	79	0	16	63	0	231	5.5
Michael Adams	21	3	329	37	83	.446	14	41	.341	26	35	.743	5	17	22	67	25	0	21	25	4	114	5.4
Darrin Hancock	63	7	838	112	214	.523	1	3	.333	47	73	.644	40	58	98	47	94	2	28	56	5	272	4.3
George Zidek	71	21	888	105	248	.423	0	0	--	71	93	.763	69	114	183	16	170	2	9	38	7	281	4.0
Robert Parish	74	34	1086	120	241	.498	0	0	--	50	71	.704	89	214	303	29	80	0	21	50	54	290	3.9
Greg Sutton	18	0	190	20	50	.400	7	21	.333	15	19	.789	4	11	15	39	36	0	8	17	0	62	3.4
Rafael Addison	53	0	516	77	165	.467	0	9	.000	17	22	.773	25	65	90	30	74	0	9	27	9	171	3.2
Pete Myers (CHA)	32	1	453	29	87	.333	3	16	.188	31	46	.674	14	53	67	48	57	0	20	25	6	92	2.9
Tyrone Bogues	6																						

1994-95 ROSTER & STATS

RECORD: 50-32 **HOME: 29-12**
WEST: 14-12 **ROAD: 21-20**
EAST: 36-20 **OVERTIME: 1-4**
DIVISION: 17-11

Head Coach: Allan Bristow, Virginia Tech '73
Assistant Coaches: Bill Hanzlik, Notre Dame '80; T.R. Dunn, Alabama '77; John Bach, Fordham '48
Trainer: Terry Kofler, Xavier '76

1994-95 Final Statistics

Player	G	GS	MIN	FG	FGA	PCT	3FG	3FGA	PCT	FT	FTA	PCT	OFF	DEF	TOT	AST	PF	DQ	STL	TO	BLK	PTS	AVG
Alonzo Mourning	77	77	2941	571	1101	.519	11	34	.324	490	644	.761	200	561	761	111	275	5	49	241	225	1643	21.3
Larry Johnson	81	81	3234	585	1219	.480	81	210	.386	274	354	.774	190	395	585	369	174	2	78	207	28	1525	18.8
Hersey Hawkins	82	82	2731	390	809	.482	131	298	.440	261	301	.867	60	254	314	262	178	1	122	150	18	1172	14.3
Dell Curry	69	0	1718	343	778	.441	154	361	.427	95	111	.856	41	127	168	113	144	1	55	98	18	935	13.6
Scott Burrell	65	62	2014	277	593	.467	96	235	.409	100	144	.694	96	272	368	161	187	1	75	85	40	750	11.5
Tyrone Bogues	78	78	2629	348	730	.477	6	30	.200	180	180	.889	51	206	257	675	151	0	103	132	0	862	11.1
Michael Adams	29	0	443	67	148	.453	29	81	.358	25	30	.833	6	23	29	95	41	0	23	26	1	188	6.5
Kenny Gattison	21	0	409	47	100	.470	0	1	.000	31	51	.608	21	54	75	17	64	1	7	22	15	125	6
Greg Sutton	53	4	690	94	230	.409	43	115	.374	32	45	.711	8	48	56	91	114	0	33	51	2	263	5
Robert Parish	81	4	1352	159	372	.427	0	0	0	71	101	.703	93	257	350	44	132	0	27	66	36	389	4.8
Tony Bennett	3	0	46	6	13	.462	2	9	.222	0	0	0	0	2	2	4	6	0	0	3	0	14	4.7
Darrin Hancock	46	7	424	68	121	.562	1	3	.333	16	39	.410	14	39	53	30	48	0	19	30	4	153	3.3
David Wingate	52	9	515	50	122	.410	4	22	.182	18	24	.750	11	49	60	56	60	0	19	27	6	122	2.3
Joe Wolf	63	6	583	38	81	.469	2	6	.333	12	16	.750	34	95	129	37	101	0	9	22	6	90	1.4
Tom Tolbert	10	0	57	6	18	.333	0	4	.000	2	2	1.000	7	10	17	2	9	0	0	3	0	14	1.4
James Blackwell	4	0	19	2	3	.667	0	0	0	0	0	0	0	3	3	5	1	0	1	2	0	4	1
CHARLOTTE	82	--	19805	3051	6438	.474	560	1409	.397	1587	2042	.777	832	2395	3227	2072	1685	11	620	1224	399	8249	100.6
OPPONENTS	82	--	19805	3088	6807	.454	429	1289	.333	1375	1859	.740	1102	2365	3467	1898	1859	20	535	1216	368	7980	97.3

Game-by-Game

Date	H/A	W/L	Opp	Cha/Opp	Record	Date	H/A	W/L	Opp	Cha/Opp	Record
11/4	A	L	LAL	83-89	0-1	1/11	H	W	MIN	100-91	21-12
11/5	H	L	CLE	107-115	0-2	1/14	H	W	LAL	96-85	22-12
11/9	H	L	ORL	128-130*	0-3	1/17	A	L	ORL	98-109	22-13
11/11	A	W	MIL	123-115	1-3	1/18	H	W	SAS	111-110	23-13
11/12	H	W	DET	113-100	2-3	1/20	H	W	NUN	99-97	24-13
11/15	A	L	CLE	86-89*	2-4	1/22	A	L	MIN	83-100	24-14
11/17	H	W	LAC	99-83	3-4	1/23	H	L	LAL	102-108	24-15
11/19	H	L	IND	89-102	3-5	1/25	H	L	ATL	96-103	24-16
11/22	H	W	GSW	102-98	4-5	1/27	H	W	NYK	105-90	25-16
11/23	A	L	BOS	91-98	4-6	1/28	A	W	ATL	102-93	26-16
11/26	A	W	NYK	105-95	5-6	1/31	A	W	WAS	97-88	27-16
11/29	A	W	ATL	90-85	6-6	2/1	A	W	BOS	100-93	28-16
11/30	H	W	MIA	105-87	7-6	2/3	H	W	MIL	117-98	29-16
12/5	A	L	DEN	88-89	7-7	2/5	H	W	WAS	111-105	30-16
12/6	A	W	LAC	115-83	8-7	2/7	H	L	IND	92-95*	30-17
12/8	A	W	UTA	106-97	9-7	2/8	A	W	DET	106-78	31-17
12/8	A	L	HOU	95-101	9-8	2/14	A	L	NUN	98-109	31-18
12/10	A	L	DAL	86-99	9-9	2/16	H	L	HOU	89-105	31-19
12/13	H	W	MIL	107-101	10-9	2/18	H	W	DET	110-88	32-19
12/14	A	W	DET	106-93	11-9	2/20	H	W	LAL	115-104	33-19
12/16	A	L	IND	91-93	11-10	2/22	H	W	SAC	100-89	34-19
12/17	H	W	DEN	111-92	12-10	2/24	A	L	LAL	93-95*	34-20
12/20	H	W	IND	99-95	13-10	2/26	A	L	PHO	92-103	34-21
12/22	H	W	PHI	103-91	14-10	2/27	A	W	SEA	116-114	35-21
12/23	A	L	MIA	93-116	14-11	3/2	A	W	POR	109-99	36-21
12/27	A	L	SAS	108-119	14-12	3/3	A	W	GSW	116-86	37-21
12/29	H	W	ORL	125-123	15-12	3/5	A	L	SAC	80-88	37-22
12/30	A	W	MIL	101-94	16-12	3/9	H	W	SEA	112-99	38-22
1/4	H	W	POR	118-106	17-12	3/11	H	W	MIA	104-95	39-22
1/6	A	W	NUN	89-88	18-12	3/13	H	L	WAS	103-106	39-23
1/7	H	W	BOS	106-98	19-12	3/14	A	L	MIL	86-99	39-24
1/10	A	W	CLE	116-108*	20-12	3/16	H	L	PHO	105-108	39-25

1993-94 ROSTER & STATS

RECORD: 41-41 **HOME: 23-13**
WEST: 12-14 **ROAD: 18-28**
EAST: 29-27 **OVERTIME: 3-3**
DIVISION: 12-16

Head Coach: Allan Bristow, Virginia Tech '73
Assistant Coaches: Bill Hanzlik, Notre Dame '80; T.R. Dunn, Alabama '77
Trainer: Terry Kofler, Xavier '76

1993-94 Final Statistics

Player	G	GS	MIN	FG	FGA	PCT	3FG	3FGA	PCT	FT	FTA	PCT	OFF	DEF	TOT	AST	PF	DQ	STL	TO	BLK	PTS	AVG
Alonzo Mourning	60	59	2018	427	845	.505	0	2	.000	433	568	.762	177	433	610	86	207	3	27	199	188	1287	21.5
Larry Johnson	51	51	1757	346	672	.515	5	21	.238	137	197	.695	143	305	448	184	131	0	29	116	14	834	16.4
Dell Curry	82	0	2173	533	1171	.455	152	378	.402	117	134	.873	71	191	262	221	161	0	98	120	27	1335	16.3
Hersey Hawkins	82	82	2648	395	859	.460	78	235	.332	312	362	.862	89	288	377	216	167	2	135	158	22	1180	14.4
Johnny Newman	18	18	429	91	174	.523	4	16	.250	48	59	.814	21	37	58	29	44	1	18	28	5	234	13
Eddie Johnson	73	27	1460	339	738	.459	59	150	.383	99	127	.780	80	144	224	125	143	2	36	84	8	836	11.5
Tyrone Bogues	77	77	2746	354	751	.471	2	12	.167	125	155	.806	78	235	313	780	147	1	133	171	2	835	10.8
Marty Conlon	16	8	378	66	109	.606	0	1	.000	31	38	.816	34	55	89	28	36	1	5	23	7	163	10.2
Frank Brickowski (CHA)	28	6	653	117	233	.502	1	2	.500	47	63	.746	32	93	125	57	77	3	28	56	11	282	10.1
Kenny Gattison	77	18	1644	233	445	.524	0	0	--	126	195	.646	105	253	368	95	229	3	59	79	46	592	7.7
David Wingate	50	36	1005	136	283	.481	4	12	.333	34	51	.667	30	104	134	104	85	0	42	53	6	310	6.2
Scott Burrell	51	16	767	98	234	.419	2	6	.333	46	70	.657	46	86	132	62	88	0	37	45	16	244	4.8
LeRon Ellis	50	1	680	88	182	.484	0	0	--	45	68	.662	70	118	188	24	83	1	17	21	25	221	4.4
Mike Gminski	21	6	255	31	79	.392	0	0	--	11	14	.786	19	40	59	11	20	0	13	11	13	73	3.5
Tony Bennett	74	5	983	105	263	.399	27	75	.360	11	15	.733	16	74	90	163	84	0	39	40	1	248	3.4
Tim Kempton	9	0	103	9	26	.346	0	0	--	7	10	.700	6	8	14	6	25	0	4	4	1	25	2.8
Rumeal Robinson (CHA)	14	0	95	13																			

1992-93 ROSTER & STATS

RECORD: 44-38
WEST: 15-11
EAST: 29-27
DIVISION: 12-16

HOME: 22-19
ROAD: 22-19
OVERTIME: 3-0

Head Coach: Allan Bristow, Virginia Tech '73
Assistant Coaches: Bill Hanzlik, Notre Dame '80; T.R. Dunn, Alabama '77
Trainer: Terry Kofler, Xavier '76

1992-93 Final Statistics

Player	G	GS	MIN	FG	FGA	PCT	3FG	3FGA	PCT	FT	FTA	PCT	OFF	DEF	TOT	AST	PF	DQ	STL	TO	BLK	PTS	AVG
Larry Johnson	82	82	3323	728	1385	.526	18	71	.254	336	438	.767	281	583	864	353	187	0	53	227	27	1810	22.1
Alonzo Mourning	78	78	2644	572	1119	.511	0	3	.000	495	634	.781	263	542	805	76	286	6	27	236	271	1639	21.0
Kendall Gill	69	67	2430	463	1102	.449	17	62	.274	224	290	.772	120	220	340	268	191	2	98	174	36	1167	16.9
Dell Curry	80	0	2094	498	1102	.452	95	237	.401	136	157	.866	51	235	286	180	150	1	87	129	23	1227	15.3
Johnny Newman	64	27	1471	279	534	.522	12	45	.267	194	240	.808	72	71	143	117	154	1	45	90	19	764	11.9
Tyrone Bogues	81	80	2853	331	730	.453	6	26	.231	140	168	.833	51	247	298	711	179	0	161	154	5	808	10.0
J.R. Reid	17	1	295	42	98	.429	0	1	.000	43	58	.741	20	50	70	24	49	1	11	24	5	127	7.5
Kenny Gattison	75	5	1475	203	384	.529	0	3	.000	102	169	.604	108	245	353	68	237	3	48	64	55	508	6.8
David Wingate	72	55	1471	180	336	.536	1	6	.167	79	107	.738	49	125	174	183	135	1	66	89	9	440	6.1
Tony Bennett	75	2	857	110	260	.423	26	80	.325	30	41	.732	12	51	63	136	110	0	30	50	0	276	3.7
Mike Gminski	34	0	251	42	83	.506	0	0	--	9	10	.900	34	51	85	7	28	0	1	11	9	93	2.7
Tom Hammonds	19	5	142	19	45	.422	0	0	--	5	8	.625	5	26	31	8	20	0	0	3	4	43	2.3
Kevin Lynch	40	8	324	30	59	.508	0	1	.000	26	38	.684	12	23	35	25	44	0	11	24	6	86	2.2
Sidney Green (CHA)	24	0	127	14	40	.350	0	2	.000	12	16	.750	14	33	47	5	16	0	1	8	2	40	1.7
Lorenzo Williams	2	0	18	1	3	.333	0	0	--	0	0	--	3	6	9	0	4	0	0	2	2	2	1.0
CHARLOTTE	82	--	19755	3512	7210	.487	175	537	.326	1831	2374	.771	1095	2508	3603	2161	1790	15	639	1325	473	9030	110.1
OPPONENTS	82	--	19755	3634	7698	.472	234	753	.311	1548	2080	.744	1350	2403	3753	2277	1923	26	599	1245	438	9050	110.4

Game-by-Game

Date	H/A	W/L	Opp	Cha/Opp	Record	Date	H/A	W/L	Opp	Cha/Opp	Record	Date	H/A	W/L	Opp	Cha/Opp	Record
11/6	H	W	WAS	126-119	1-0	12/0	A	L	NYK	91-114	17-18	3/28	H	L	POR	114-121	35-34
11/8	A	L	CLE	107-127	1-1	12/2	A	W	CHI	105-97	18-18	3/30	H	L	MIA	89-116	35-35
11/10	A	W	ORL	112-108	2-1	12/4	H	L	IND	105-112	18-19	4/1	A	W	ORL	102-93	36-35
11/11	H	L	BOS	99-109	2-2	12/7	H	W	SAC	117-107	19-19	4/2	H	W	CLE	114-113	37-35
11/13	A	L	IND	109-110	2-3	12/9	H	L	LAL	108-123	19-20	4/7	H	L	ORL	96-109	37-36
11/14	H	L	MIA	95-104	2-4	1/30	A	W	WAS	127-121*	20-20	4/9	A	W	PHI	122-113	38-36
11/17	H	W	DAL	134-111	3-4	2/1	H	W	SEA	112-100	21-20	4/10	H	L	ATL	105-118	38-37
11/20	H	W	GSW	117-110*	4-4	2/3	A	W	PHI	129-118	22-20	4/12	H	W	PHI	120-101	39-37
11/21	A	W	MIA	123-111	5-4	2/5	H	W	MIL	118-111	23-20	4/14	H	L	NYK	107-111	39-38
11/24	H	W	PHI	127-119	6-4	2/9	H	L	CLE	103-107	23-21	4/16	H	W	DET	127-93	40-38
11/25	A	W	DET	101-97	7-4	2/11	H	W	ORL	116-107	24-21	4/17	A	W	ATL	110-107	41-38
11/27	A	L	BOS	102-111	7-5	2/12	A	W	MIA	116-107	25-21	4/21	H	W	MIL	119-111	42-38
11/28	H	L	IND	122-134	7-6	2/14	H	W	DET	117-107	26-21	4/23	H	W	CHI	104-103	43-38
12/1	A	L	PHO	90-109	7-7	2/15	A	L	MIL	122-128	26-22	4/24	A	W	MIL	108-106	44-38
12/4	A	W	GSW	111-110	8-7	2/17	H	L	NYK	116-124	26-23						
12/2	A	W	SAC	112-111	9-7	2/23	H	W	NJN	104-95	27-23						
12/5	A	L	LAC	109-119	9-8	2/25	H	W	SAS	111-104	28-23						
12/9	H	L	PHO	101-110	9-9	2/26	A	L	IND	105-137	28-24						
12/10	A	W	NYK	110-103*	10-9	2/28	A	L	DEN	110-103	28-25						
12/12	H	W	DEN	109-100	11-9	3/1	A	W	Utah	110-107	29-25						
12/15	A	L	CHI	110-125	11-10	3/4	A	L	SEA	112-138	29-26						
12/16	H	L	Utah	91-93	11-11	3/5	A	W	POR	94-92	30-26						
12/19	A	W	WAS	126-117	12-11	3/7	A	W	LAL	105-101	31-26						
12/22	A	W	ATL	130-114	13-11	3/9	H	W	WAS	124-104	32-26						
12/23	H	W	DET	107-95	14-11	3/11	A	L	CLE	99-118	32-27						
12/28	A	L	NJN	103-104	14-12	3/12	A	L	CHI	108-123	32-28						
12/29	H	L	CHI	103-114	14-13	3/14	A	W	BOS	96-93	33-28						
1/2	H	W	NJN	118-117	15-13	3/16	H	L	ATL	107-122	33-29						
1/5	H	L	BOS	103-107	15-14	3/18	H	W	MIN	113-85	34-29						
1/8	H	W	LAC	115-101	16-14	3/19	A	L	IND	108-112	34-30						
1/11	A	W	DAL	132-113	17-14	3/21	A	W	MIN	99-95	35-30						
1/14	A	L	HOU	102-114	17-15	3/23	H	L	HOU	103-111	35-31						
1/16	A	L	SAS	111-124	17-16	3/24	A	L	NJN	116-118	35-32						
1/19	H	L	ATL	100-102	17-17	3/26	A	L	DET	107-115	35-33						

* - overtime

1991-92 ROSTER & STATS

RECORD: 31-51
WEST: 10-16
EAST: 21-35
DIVISION: 10-18

HOME: 22-19
ROAD: 9-32
OVERTIME: 2-3

Head Coach: Allan Bristow, Virginia Tech '73
Assistant Coaches: Bill Hanzlik, Notre Dame '80; T.R. Dunn, Alabama '77; Mike Pratt, Kentucky '70
Trainer: Terry Kofler, Xavier '76

1991-92 Final Statistics

Player	G	GS	MIN	FG	FGA	PCT	3FG	3FGA	PCT	FT	FTA	PCT	OFF	DEF	TOT	AST	PF	DQ	STL	TO	BLK	PTS	AVG
Kendall Gill	79	79	2906	666	1427	.467	6	25	.240	284	381	.745	165	237	402	329	237	1	154	180	46	1622	20.5
Larry Johnson	82	77	3047	616	1258	.490	5	22	.227	339	409	.829	323	576	899	292	225	3	81	160	51	1576	19.2
Dell Curry	77	0	2020	504	1038	.486	74	183	.404	127	152	.836	57	202	259	177	156	1	93	134	20	1209	15.7
Johnny Newman	55	55	1651	295	618	.477	13	46	.283	236	308	.766	71	108	179	146	181	4	70	129	14	839	15.3
Kenny Gattison	82	71	2223	423	799	.529	0	2	.000	196	285	.688	177	403	580	131	273	4	59	140	69	1042	12.7
Rex Chapman	21	11	545	108	240	.450	8	27	.296	36	53	.679	9	45	54	86	47	0	14	42	8	260	12.4
JR Reid	51	7	1257	213	435	.490	0	3	.000	134	190	.705	96	221	317	81	159	0	49	84	23	560	11.0
Tyrone Bogues	82	69	2790	317	671	.472	2	27	.074	94	120	.783	58	177	235	743	156	0	170	156	6	730	8.9
Anthony Frederick	66	26	852	161	370	.435	4	17	.235	63	92	.685	75	69	144	71	91	0	40	58	26	389	5.9
Mike Gminski	10																						

1990-91 ROSTER & STATS

RECORD: 25-56
WEST: 9-19
EAST: 17-37
DIVISION: 8-22

HOME: 17-24
ROAD: 9-32
OVERTIME: 2-2

Head Coach: Gene Littles, High Point '69
Assistant Coaches: Mike Pratt, Kentucky '70; Tom Nissalke, Florida State '57
Trainer: Terry Kofler, Xavier '76

1990-91 Final Statistics

Table of 1990-91 Final Statistics for Charlotte Hornets, including player names, games played, points, rebounds, assists, and team totals.

Game-by-Game

Game-by-game record for 1990-91 season, listing date, opponent, and result.

1989-90 ROSTER & STATS

RECORD: 19-63
WEST: 13-43
EAST: 6-20
DIVISION: 7-21

HOME: 13-28
ROAD: 6-35
OVERTIME: 2-1

Head Coach: Gene Littles, High Point '69
Assistant Coaches: Mike Pratt, Kentucky '70
Trainer: Terry Kofler, Xavier '76

1989-90 Final Statistics

Table of 1989-90 Final Statistics for Charlotte Hornets, including player names, games played, points, rebounds, assists, and team totals.

Game-by-Game

Game-by-game record for 1989-90 season, listing date, opponent, and result.

TEAM HISTORY

Armstrong, B.J.

6-2 • Guard • Iowa

Acquired from Golden State in exchange for Mugsy Bogues and Tony Delk on Nov. 7, 1997. Became a free agent after 1998-99 season.

Table with 27 columns: Year, G, GS, Min, FG, FGA, Pct, 3P, 3PA, Pct, FT, FTA, Pct, Off, Def, Tot, Ast, PF, Dq, Stl, TO, Blk, Pts, Avg. Rows include 97-98, 98-99, 99-00, and Totals.

Armstrong, Darrell

6-1 • Guard • Fayetteville State

Signed as a free agent on July 29, 2003. Traded to Dallas in exchange for Dan Dickau and a 2005 second round draft pick on Dec. 3, 2004.

Table with 27 columns: Year, G, GS, Min, FG, FGA, Pct, 3P, 3PA, Pct, FT, FTA, Pct, Off, Def, Tot, Ast, PF, Dq, Stl, TO, Blk, Pts, Avg. Rows include 03-04, 04-05, and Totals.

Armstrong, Hilton

6-11 • Center/Forward • Connecticut

Drafted with the 12th overall pick of the 2006 NBA Draft...signed to fourth-year option on October 25, 2008...traded to Sacramento in exchange for a conditional second round pick in 2016 on Jan. 11, 2010.

Table with 27 columns: Year, G, GS, Min, FG, FGA, Pct, 3P, 3PA, Pct, FT, FTA, Pct, Off, Def, Tot, Ast, PF, Dq, Stl, TO, Blk, Pts, Avg. Rows include 06-07, 07-08, 08-09, 09-10, and Totals.

Augmon, Stacey

6-8 • Forward • UNLV

Signed as a free agent on July 25, 2001. Became a free agent after 2003-04 season.

Table with 27 columns: Year, G, GS, Min, FG, FGA, Pct, 3P, 3PA, Pct, FT, FTA, Pct, Off, Def, Tot, Ast, PF, Dq, Stl, TO, Blk, Pts, Avg. Rows include 01-02, 02-03, 03-04, and Totals.

Ayon, Gustavo

6-10 • Forward • Mexico

Signed as a free agent on December 21, 2011. Traded to the Orlando Magic for forward Ryan Anderson on July 11, 2012.

Table with 27 columns: Year, G, GS, Min, FG, FGA, Pct, 3P, 3PA, Pct, FT, FTA, Pct, Off, Def, Tot, Ast, PF, Dq, Stl, TO, Blk, Pts, Avg. Rows include 11-12 and Totals.

Banks, Sean

6-8 • Forward • Memphis

Signed as a free agent on Oct. 1, 2005. Waived on January 5, 2006. Never appeared in a regular season game.

Bass, Brandon

6-8 • Forward • Louisiana State

Drafted with the 33rd overall pick in the second round of the 2005 NBA Draft. Became a free agent following the 2006-07 season.

Table with 27 columns: Year, G, GS, Min, FG, FGA, Pct, 3P, 3PA, Pct, FT, FTA, Pct, Off, Def, Tot, Ast, PF, Dq, Stl, TO, Blk, Pts, Avg. Rows include 05-06, 06-07, and Totals.

Baxter, Lonnie

6-7 • Forward • Maryland

Signed as a free agent on Dec. 12, 2004. Waived on Dec. 27, 2004. Never appeared in a regular season game.

Bayless, Jerry

6-3 • Guard • Arizona

Acquired from Portland in exchange for a 2011 first round draft pick on October 23, 2010. Traded to Toronto with Peja Stojakovic in exchange for Jarrett Jack, David Andersen and Marcus Banks on November 20, 2010.

Table with 27 columns: Year, G, GS, Min, FG, FGA, Pct, 3P, 3PA, Pct, FT, FTA, Pct, Off, Def, Tot, Ast, PF, Dq, Stl, TO, Blk, Pts, Avg. Rows include 10-11 and Totals.

Beck, Corey

6-2 • Guard • Arkansas

Signed as a free agent on Dec. 23, 1995. Waived on Jan. 5, 1996. Signed as a free agent on Oct. 2, 1997. Became a free agent after 1997-98 season. Signed to two consecutive 10-day contracts beginning on March 17, 1999. Signed for remainder of season as March 27, 1999. Became a free agent after 1998-99 season.

Table with 27 columns: Year, G, GS, Min, FG, FGA, Pct, 3P, 3PA, Pct, FT, FTA, Pct, Off, Def, Tot, Ast, PF, Dq, Stl, TO, Blk, Pts, Avg. Rows include 95-96, 97-98, 98-99, and Totals.

Belinelli, Marco

6-5 • Guard • Italy

Acquired from Toronto on August 11, 2010. Re-signed by the Hornets on December 13, 2011. Became a free agent following the 2011-12 season.

Table with 27 columns: Year, G, GS, Min, FG, FGA, Pct, 3P, 3PA, Pct, FT, FTA, Pct, Off, Def, Tot, Ast, PF, Dq, Stl, TO, Blk, Pts, Avg. Rows include 10-11, 11-12, and Totals.

Bennett, Tony

6-0 • Guard • Wisconsin-Green Bay

Selected in the second round of the 1992 NBA Draft (35th pick). Became an unrestricted free agent after 1994-95 season.

Table with 27 columns: Year, G, GS, Min, FG, FGA, Pct, 3P, 3PA, Pct, FT, FTA, Pct, Off, Def, Tot, Ast, PF, Dq, Stl, TO, Blk, Pts, Avg. Rows include 92-93, 93-94, 94-95, and Totals.

Blackwell, James

6-0 • Guard • Dartmouth

Signed as a free agent on Nov. 30, 1994. Waived on Dec. 17, 1994.

Table with 27 columns: Year, G, GS, Min, FG, FGA, Pct, 3P, 3PA, Pct, FT, FTA, Pct, Off, Def, Tot, Ast, PF, Dq, Stl, TO, Blk, Pts, Avg. Rows include 94-95 and Totals.

Bogues, Mugsy

5-3 • Guard • Wake Forest

Selected in the third round of 1988 NBA Expansion Draft (sixth pick) from Washington on June 23, 1988. Traded to Golden State along with Tony Delk in exchange for B.J. Armstrong on Nov. 7, 1997.

Table with 27 columns: Year, G, GS, Min, FG, FGA, Pct, 3P, 3PA, Pct, FT, FTA, Pct, Off, Def, Tot, Ast, PF, Dq, Stl, TO, Blk, Pts, Avg. Rows include 88-89, 89-90, 90-91, 91-92, 92-93, 93-94, 94-95, 95-96, 96-97, 97-98, and Totals.

Bowen, Ryan

6-9 • Forward • Iowa

Signed with the New Orleans Hornets on Oct. 1, 2007 as a free agent. Became a free agent following the 2007-08 season. Signed with the New Orleans Hornets on August 11, 2008 as a free agent. Became a free agent following the 2008-09 season.

Table with 27 columns: Year, G, GS, Min, FG, FGA, Pct, 3P, 3PA, Pct, FT, FTA, Pct, Off, Def, Tot, Ast, PF, Dq, Stl, TO, Blk, Pts, Avg. Rows include 07-08, 08-09, and Totals.

Brickowski, Frank

6-9 • Forward/Center • Penn State

Acquired from Milwaukee in exchange for Mike Gminski and a conditional first round draft pick on Feb. 24, 1994. Became an unrestricted free agent after 1993-94 season.

Table with 27 columns: Year, G, GS, Min, FG, FGA, Pct, 3P, 3PA, Pct, FT, FTA, Pct, Off, Def, Tot, Ast, PF, Dq, Stl, TO, Blk, Pts, Avg. Rows include 93-94 and Totals.

Brown, Bobby

6-2 • Guard • Cal-State Fullerton

Acquired with Darius Songalia in exchange for Antonio Daniels and New Orleans' 2014 second round draft pick on Sept. 9, 2009...traded to L.A. Clippers in exchange for a 2014 conditional second-round pick on Jan. 26, 2010

Table with 27 columns: Year, G, GS, Min, FG, FGA, Pct, 3P, 3PA, Pct, FT, FTA, Pct, Off, Def, Tot, Ast, PF, Dq, Stl, TO, Blk, Pts, Avg. Rows include 09-10 and Totals.

Brown, Chucky

6-8 • Forward • North Carolina State

Signed as a free agent on Jan. 21, 1999. Became free agent after 1998-99 season. Claimed off waivers on Feb. 9, 2000. Became a free agent after 1999-2000 season.

Table with 27 columns: Year, G, GS, Min, FG, FGA, Pct, 3P, 3PA, Pct, FT, FTA, Pct, Off, Def, Tot, Ast, PF, Dq, Stl, TO, Blk, Pts, Avg. Rows include 98-99, 99-00, and Totals.

Brown, Devin

6-5 • Guard • Texas-San Antonio

Signed as a free agent on December 21, 2006...became a free agent following the 2006-07 season...signed as a free agent on August 22, 2008...exercised player option on June 4, 2009 for the 2009-10 season...traded to Chicago in exchange for Aaron Gray on Jan. 25, 2010.

Table with 27 columns: Year, G, GS, Min, FG, FGA, Pct, 3P, 3PA, Pct, FT, FTA, Pct, Off, Def, Tot, Ast, PF, Dq, Stl, TO, Blk, Pts, Avg. Rows include 06-07, 08-09, 09-10, and Totals.

Brown, PJ

6-11 • Forward • Louisiana Tech

Acquired along with Jamal Mashburn, Otis Thorpe, Rodney Buford and Tim James from Miami in exchange for Eddie Jones, Anthony Mason, Ricky Davis and Dale Ellis on Aug. 1, 2000. Traded along with J.R. Smith to the Chicago Bulls in exchange for center Tyson Chandler on July 14, 2006.

Table with 27 columns: Year, G, GS, Min, FG, FGA, Pct, 3P, 3PA, Pct, FT, FTA, Pct, Off, Def, Tot, Ast, PF, Dq, Stl, TO, Blk, Pts, Avg. Rows include 00-01, 01-02, 02-03, 03-04, 04-05, 05-06, and Totals.

Brown, Tierre

6-2 • Guard • McNeese State

Signed to a 10-day contract on Jan. 26, 2004. Waived on Feb. 5, 2004.

Table with 27 columns: Year, G, GS, Min, FG, FGA, Pct, 3P, 3PA, Pct, FT, FTA, Pct, Off, Def, Tot, Ast, PF, Dq, Stl, TO, Blk, Pts, Avg. Rows include 03-04 and Totals.

Bullard, Matt

6-10 • Forward • Iowa

Signed as a free agent on Aug. 13, 2001. Waived on Jan. 27, 2003.

Table with 27 columns: Year, G, GS, Min, FG, FGA, Pct, 3P, 3PA, Pct, FT, FTA, Pct, Off, Def, Tot, Ast, PF, Dq, Stl, TO, Blk, Pts, Avg. Rows include 01-02, 02-03, and Totals.

Burrell, Scott 6-7 • Forward • Connecticut

Selected in the first round of the 1993 NBA Draft (20th pick). Traded to Golden State in exchange for Donald Royal on Feb. 20, 1997. Signed as a free agent on April 10, 2001. Became a free agent after 2000-01 season.

Table with columns: Year, G, GS, Min, FG, FGA, Pct, 3P, 3PA, Pct, FT, FTA, Pct, Off, Def, Tot, Ast, PF, Dq, Stl, TO, Blk, Pts, Avg. Rows for 93-94 to 00-01 and Totals.

Burton, Willie 6-8 • Guard/Forward • Minnesota

Signed as a free agent on Feb. 28, 1999. Waived on March 8, 1999.

Table with columns: Year, G, GS, Min, FG, FGA, Pct, 3P, 3PA, Pct, FT, FTA, Pct, Off, Def, Tot, Ast, PF, Dq, Stl, TO, Blk, Pts, Avg. Rows for 98-99 and Totals.

Butler, Rasual 6-7 • Forward • LaSalle

Acquired from Miami along with Kirk Snyder (from Utah) in exchange for draft rights to Roberto Duenas in a five-team, 13-player deal that also sent Antoine Walker (from Boston) and Jason Williams, James Posey and Andre Emmitt (from Memphis) to Miami, Eddie Jones (from Miami) and Raul Lopez (from Utah) to Memphis, Greg Olering (from Memphis) to Utah, and Curtis Borchardt (from Utah) and Ohtel Woods, the draft rights to Albert Miralles, two second round picks and cash considerations (from Miami) to Boston on Aug. 2, 2005. Was traded to the LA Clippers in exchange for a second-round draft pick in 2016 on August 12, 2009.

Table with columns: Year, G, GS, Min, FG, FGA, Pct, 3P, 3PA, Pct, FT, FTA, Pct, Off, Def, Tot, Ast, PF, Dq, Stl, TO, Blk, Pts, Avg. Rows for 05-06 to 08-09 and Totals.

Campbell, Eiden 7-0 • Center • Clemson

Acquired from L.A. Lakers along with Eddie Jones in exchange for Glen Rice, B.J. Armstrong and J.R. Reid on Mar. 10, 1999. Traded to Seattle in exchange for Kenny Anderson on Feb. 20, 2003.

Table with columns: Year, G, GS, Min, FG, FGA, Pct, 3P, 3PA, Pct, FT, FTA, Pct, Off, Def, Tot, Ast, PF, Dq, Stl, TO, Blk, Pts, Avg. Rows for 98-99 to 02-03 and Totals.

Carroll, Matt 6-6 • Guard • Notre Dame

Acquired from the Bobcats in exchange for forward Hakim Warrick on November 13, 2012. Waived November 20, 2012. Never appeared in a regular season game.

Carter, Maurice 6-5 • Guard • Louisiana State

Signed to a 10-day contract on Mar. 25, 2004. Signed for the remainder of the season on Apr. 4, 2004. Selected by Charlotte in the 2004 NBA Expansion Draft.

Table with columns: Year, G, GS, Min, FG, FGA, Pct, 3P, 3PA, Pct, FT, FTA, Pct, Off, Def, Tot, Ast, PF, Dq, Stl, TO, Blk, Pts, Avg. Rows for 03-04 and Totals.

Chambers, Tom 6-10 • Forward • Utah

Signed as a free agent on Jan. 30, 1997. Waived on April 8, 1997.

Table with columns: Year, G, GS, Min, FG, FGA, Pct, 3P, 3PA, Pct, FT, FTA, Pct, Off, Def, Tot, Ast, PF, Dq, Stl, TO, Blk, Pts, Avg. Rows for 96-97 and Totals.

Chandler, Tyson 7-1 • Center • Dominguez HS

Acquired from the Chicago Bulls in exchange for PJ Brown and J.R. Smith on July 14, 2006. Traded to Charlotte on July 28, 2009 in exchange for Emeka Okafor.

Table with columns: Year, G, GS, Min, FG, FGA, Pct, 3P, 3PA, Pct, FT, FTA, Pct, Off, Def, Tot, Ast, PF, Dq, Stl, TO, Blk, Pts, Avg. Rows for 06-07 to 08-09 and Totals.

Chapman, Rex 6-4 • Guard • Kentucky

Selected in the first round of 1988 NBA Draft (eighth pick). Traded to Washington in exchange for Tom Hammonds on Feb. 19, 1992.

Table with columns: Year, G, GS, Min, FG, FGA, Pct, 3P, 3PA, Pct, FT, FTA, Pct, Off, Def, Tot, Ast, PF, Dq, Stl, TO, Blk, Pts, Avg. Rows for 88-89 to 91-92 and Totals.

Claxton, Speedy 5-11 • Guard • Hofstra

Acquired from Golden State along with Dale Davis and cash considerations in exchange for Baron Davis on Feb. 24, 2005. Became a free agent following the 2005-06 season.

Table with columns: Year, G, GS, Min, FG, FGA, Pct, 3P, 3PA, Pct, FT, FTA, Pct, Off, Def, Tot, Ast, PF, Dq, Stl, TO, Blk, Pts, Avg. Rows for 04-05 to 05-06 and Totals.

Coleman, Derrick 6-10 • Forward/Center • Syracuse

Signed as a free agent on Jan. 21, 1999. Traded in a three-team deal which sent him to Philadelphia along with Corie Blount and Vonteeo Cummings (from Golden State), Cedric Henderson (from Philadelphia) and a conditional first round draft pick from Philadelphia to Golden State in exchange for Robert Traylor and Jerome Moiso (from Philadelphia) and Chris Porter (from Golden State) on Oct. 25, 2001.

Table with columns: Year, G, GS, Min, FG, FGA, Pct, 3P, 3PA, Pct, FT, FTA, Pct, Off, Def, Tot, Ast, PF, Dq, Stl, TO, Blk, Pts, Avg. Rows for 98-99 to 00-01 and Totals.

Collison, Darren 6-0 • Guard • UCLA

Selected in the first round (21st overall) of the 2009 NBA Draft...traded to Indiana along with James Posey in a four-team trade on Aug. 11, 2010.

Table with columns: Year, G, GS, Min, FG, FGA, Pct, 3P, 3PA, Pct, FT, FTA, Pct, Off, Def, Tot, Ast, PF, Dq, Stl, TO, Blk, Pts, Avg. Rows for 93-94 and Totals.

Conlon, Marty 6-11 • Center • Providence

Signed to two consecutive 10-day contracts on Feb. 1, 1994. Signed for remainder of season on Feb. 25, 1994. Waived on March 22, 1994.

Table with columns: Year, G, GS, Min, FG, FGA, Pct, 3P, 3PA, Pct, FT, FTA, Pct, Off, Def, Tot, Ast, PF, Dq, Stl, TO, Blk, Pts, Avg. Rows for 93-94 and Totals.

Courtney, Joe 6-9 • Forward • Southern Mississippi

Signed as a free agent on Nov. 2, 1994. Waived on Nov. 16, 1994.

Never appeared in a regular season game.

Cureton, Earl 6-9 • Forward • Detroit

Signed as a free agent on July 20, 1988. Waived on Oct. 31, 1989.

Table with columns: Year, G, GS, Min, FG, FGA, Pct, 3P, 3PA, Pct, FT, FTA, Pct, Off, Def, Tot, Ast, PF, Dq, Stl, TO, Blk, Pts, Avg. Rows for 88-89 to 90-91 and Totals.

Curry, Dell 6-5 • Guard/Forward • Virginia Tech

Selected in the first round of the 1988 NBA Expansion Draft (second pick) from Cleveland on June 23, 1988. Became a free agent after 1997-98 season.

Table with columns: Year, G, GS, Min, FG, FGA, Pct, 3P, 3PA, Pct, FT, FTA, Pct, Off, Def, Tot, Ast, PF, Dq, Stl, TO, Blk, Pts, Avg. Rows for 88-89 to 99-00 and Totals.

Daniels, Antonio 6-4 • Guard • Bowling Green

Acquired along with a 2015 second round draft pick as part of a three team trade on December 9, 2008 that sent Mike James (NOH) and Jarvis Crittendon (MEM) to Washington, with the Grizzlies receiving a 2010 first round draft pick. Traded to Minnesota in exchange for Bobby Brown and Darius Songalla on September 9, 2009.

Table with columns: Year, G, GS, Min, FG, FGA, Pct, 3P, 3PA, Pct, FT, FTA, Pct, Off, Def, Tot, Ast, PF, Dq, Stl, TO, Blk, Pts, Avg. Rows for 08-09 and Totals.

Davis, Anthony 6-10 • Forward • Kentucky

Selected in the first round of the 2012 NBA Draft (1st pick) on June 28, 2012.

Table with columns: Year, G, GS, Min, FG, FGA, Pct, 3P, 3PA, Pct, FT, FTA, Pct, Off, Def, Tot, Ast, PF, Dq, Stl, TO, Blk, Pts, Avg. Rows for 12-13 and Totals.

Davis, Baron 6-3 • Guard • UCLA

Selected in the first round of the 1999 NBA Draft (3rd pick). Traded to Golden State in exchange for Dale Davis, Speedy Claxton and cash considerations on Feb. 24, 2005.

Table with columns: Year, G, GS, Min, FG, FGA, Pct, 3P, 3PA, Pct, FT, FTA, Pct, Off, Def, Tot, Ast, PF, Dq, Stl, TO, Blk, Pts, Avg. Rows for 99-00 to 04-05 and Totals.

Davis, Dale 6-11 • Center • Clemson

Acquired from Golden State along with Speedy Claxton and cash considerations in exchange for Baron Davis on Feb. 24, 2005. Waived on March 1, 2005.

Never appeared in a regular season game.

Davis, Ricky 6-7 • Guard • Iowa

Selected in the first round of the 1998 NBA Draft (21st pick). Traded to Miami with Eddie Jones, Anthony Mason, and Dale Ellis on Aug. 1, 2000 in exchange for Jamal Mashburn, PJ Brown, Otis Thorpe, Tim James and Rodney Buford.

Table with columns: Year, G, GS, Min, FG, FGA, Pct, 3P, 3PA, Pct, FT, FTA, Pct, Off, Def, Tot, Ast, PF, Dq, Stl, TO, Blk, Pts, Avg. Rows for 98-99 to 99-00 and Totals.

ALL-TIME TRANSACTIONS

1988-89	
June 3, 1988	Named Dick Harter, former Indiana assistant, Head Coach.
June 14, 1988	Named Ed Badger Assistant Coach/Director of Basketball Administration.
June 22, 1988	Named Player Personnel Director Gene Littles Assistant coach and will retain front office duties.
June 23, 1988	Selected eleven players in the 1988 Expansion Draft, via conference call with Miami and Charlotte, in their respective cities, and the league office in New York, including: Tyrone Bogues, guard from Washington; Michael Brooks, guard/forward from Denver; Mike Brown, forward from Chicago; Dell Curry, guard from Cleveland; Ricky Green, guard from Utah; Michael Holton, guard from Portland; Dave Hoppen, center from Golden State; Ralph Lewis, guard from Detroit; Bernard Thompson, forward from Phoenix; Sedic Toney, guard from New York; and Clinton Wheeler, guard from Indiana.
June 23, 1988	Traded expansion draft pick Mike Brown to the Utah Jazz for the rights to Kelly Tripucka.
June 28, 1988	Drafted guard Rex Chapman from Kentucky in the first round of the 1988 NBA Draft (eighth overall). Selected forward/center Tom Tolbert from Arizona in the second round (34th overall) and forward Jeff Moore from Auburn in the third round (58th overall).
July 18, 1988	Traded Bernard Thompson to Houston for Robert Reid and a 1990 second round draft choice.
July 20, 1988	Signed free agent Earl Cureton from Los Angeles Clippers.
July 28, 1988	Signed free agent Kurt Rambis from Los Angeles Lakers.
July 29, 1988	Signed Expansion Draft pick Ralph Lewis.
August 17, 1988	Signed former Notre Dame center Tim Kempton, third-round draft pick Jeff Moore and picked up the option on the contract of Michael Holton.
September 1, 1988	Signed second round draft choice Tom Tolbert.
October 12, 1988	Signed first round draft choice Rex Chapman.
November 1, 1988	Waived Larry Spriggs and placed Dell Curry (broken wrist) and Ralph Lewis (thigh bruise) on the Injured List.
December 29, 1988	Placed Tom Tolbert on waivers.
February 22, 1989	Placed Rickey Green on waivers.
March 27, 1989	Signed Sidney Lowe to a 10-day contract.
March 29, 1989	Signed free agent Greg Kite for the rest of the season and waived guard Ralph Lewis.
April 5, 1989	Signed Sidney Lowe to a second consecutive 10-day contract.
April 16, 1989	Signed Sidney Lowe for the remainder of the season.
1989-90	
June 27, 1989	Drafted forward/center J.R. Reid from the University of North Carolina in the first round (fifth overall) of the 1989 NBA Draft. Selected forward Dyron Nix from Tennessee in the second round (29th overall) and immediately traded him to Indiana for the rights to center Stuart Gray.
June 29, 1989	Re-signed forward Brian Rowsom.
August 8, 1989	Re-signed center Dave Hoppen to a multi-year contract.
August 17, 1989	Re-signed guard Michael Holton to a multi-year contract.
September 11, 1989	Traded center Tim Kempton to the Denver Nuggets for a 1991 second round draft pick.
September 11, 1989	Signed free agent guard Jerry Sichting to a multi-year contract.
September 28, 1989	Agreed to terms with free agents forward Hubert Henderson, forward Terry Dozier, forward Kenny Gattison, forward Mike Jones and forward Charlie Sitton.
October 4, 1990	Signed first round draft pick J.R. Reid to a multi-year contract.
October 17, 1989	Traded forward Robert Reid to Portland for forward Richard Anderson.
October 31, 1989	Waived forward Earl Cureton and guard Andre Turner.
November 23, 1989	Waived rookie forward Terry Dozier and signed free agent guard Andre Turner.
December 2, 1989	Signed forward Kenny Gattison from the CBA.
December 13, 1989	Signed free agent guard/forward Robert Reid and waived guard Andre Turner.
December 13, 1989	Traded forward Kurt Rambis, a 1990 second round pick and the worse of their own or Denver's 1991 second round pick to Phoenix for Armon Gilliam.
January 31, 1990	Relieved Head Coach Dick Harter of his coaching duties before the game at San Antonio and was replaced by Director of Player Personnel/Assistant Coach Gene Littles on an interim basis.
February 22, 1990	Traded center Stuart Gray to the New York Knicks for a 1991 second round draft choice and then immediately traded that second round pick to Cleveland for 6-7 forward Randolph Keys. Activated guard Michael Holton and waived guard Jerry Sichting.
March 13, 1990	Signed free agent guard Michael Williams to a 10-day contract.
March 23, 1990	Signed free agent guard Michael Williams to a second consecutive 10-day contract.
March 26, 1990	Announced the resignation of President and GM Carl Scheer who had accepted the job as President of the Denver Nuggets.
April 2, 1990	Signed free agent guard Micheal Williams for the remainder of the season.
April 5, 1990	Signed interim head coach Gene Littles to a multi-year contract for Head Coach.
April 13, 1990	Signed free agent guard Ralph Lewis to a contract for the remainder of the season.
April 9, 1990	Announced the hiring of former WBT General Manager Tony Renaud to serve as Executive Vice President.
April 23, 1990	Announced the hiring of Denver Nuggets Assistant Coach Allan Bristow to serve as Vice President of Basketball.

1990-91	
May 3, 1990	Hornets Basketball Administrator Ed Badger resigns.
June 28, 1990	Drafted guard Kendall Gill from the University of Illinois in the first round (fifth overall) of the 1990 NBA Draft. In the second round, chose Purdue center Steve Scheffler (39th overall). Announced the hiring of Dave Twardzik to serve as director of scouting and assistant coach. Signed New York Knicks restricted free agent Johnny Newman to an offer sheet. Signed forward Kenny Gattison to a multi-year contract. Signed second round draft pick Steve Scheffler to a multi-year contract. Signed free agent center Doug Roth to a one-year contract. Acquired restricted free agent Johnny Newman and signed him to a multi-year contract after New York did not match the offer by Charlotte 15 days earlier. Signed point guard Muggsy Bogues to an extension of his multi-year contract. Announced the hiring of Tom Nissalke to serve as an assistant coach. Waived forward Brian Rowsom. Signed 1990 first round selection Kendall Gill to a multi-year contract. Waived forward Mel McCants and center Doug Roth. Waived guards Andre Turner and Jim Les. Waived guard Michael Holton and forward Richard Anderson. Traded forward Armon Gilliam and center Dave Hoppen to the Philadelphia 76ers for center Mike Gminski. Signed free agent forward Earl Cureton to a 10-day contract. Signed Scott Haffner and Jeff Sanders to 10-day contracts. Traded a 1993 second round draft choice and future considerations to Sacramento for center Eric Leckner. Signed guard Scott Haffner to a second consecutive 10-day contract and waived forward Jeff Sanders. Signed guard Scott Haffner for the remainder of the season. Named Spencer Stolpen President of the Charlotte Hornets.
July 5, 1990	
July 13, 1990	
July 16, 1990	
July 26, 1990	
July 27, 1990	
July 28, 1990	
August 1, 1990	
August 29, 1990	
September 5, 1990	
October 10, 1990	
October 10, 1990	
October 23, 1990	
October 30, 1990	
January 4, 1991	
January 14, 1991	
January 21, 1991	
January 29, 1991	
January 31, 1991	
February 11, 1991	
March 31, 1991	
1991-92	
May 5, 1991	Announced the resignation of assistant coach Tom Nissalke.
May 31, 1991	Waived forward Steve Scheffler.
June 26, 1991	Drafted UNLV forward Larry Johnson in the first round of the 1991 NBA Draft (first overall) and Minnesota swingman Kevin Lynch in the second round (28th overall). Waived forward Randolph Keys. Announced a restructuring of the basketball staff. Allan Bristow became the Head Coach, Gene Littles moved into the newly created position of Vice President and Special Assistant to the President and Dave Twardzik became Player Personnel Director. Hired Denver Nuggets guard Bill Hanzlik as an assistant coach. Hired ex-NBA guard T.R. Dunn as an assistant coach. Signed shooting guard Rex Chapman to a multi-year contract extension. Signed guard John Crotty to a contract. Signed free agents Anthony Frederick and Byron Dinkins to contracts. Signed free agent forwards Jawann Oldham and Anthony Blakley to contracts. Re-signed free agent center Eric Leckner to a contract. Waived guard Scott Haffner. Placed center Jawann Oldham and forward Anthony Blakley on waivers. Signed first round pick Larry Johnson. Waived guards John Crotty and Byron Dinkins and claimed guard Greg Grant off waivers. Signed second round pick Kevin Lynch to a multi-year contract. Signed guard Elliott Perry and waived guard Greg Grant. Signed forward Tony Massenbunrg. Signed free agent forward Ron Grandison. Waived forwards Ron Grandison and Tony Massenbunrg. Activated center Mike Gminski. Signed free agent forwards Ron Grandison and Michael Ansley to 10-day contracts. Signed Ron Grandison to a second consecutive 10-day contract. Signed free agent guard Cedric Hunter to a 10-day contract. Traded guard Rex Chapman to the Washington Bullets in exchange for forward Tom Hammonds. Waived guard Cedric Hunter.
July 12, 1991	
July 23, 1991	
August 7, 1991	
August 11, 1991	
September 5, 1991	
September 17, 1991	
October 1, 1991	
October 3, 1991	
October 3, 1991	
October 11, 1991	
October 29, 1991	
October 30, 1991	
October 31, 1991	
December 5, 1991	
December 9, 1991	
December 10, 1991	
December 30, 1991	
January 7, 1992	
January 10, 1992	
January 20, 1992	
February 14, 1992	
February 19, 1992	
February 20, 1992	
1992-93	
May 20, 1992	Charlotte Hornets VP/Special Assistant to the President Gene Littles resigned to become an assistant coach with the Denver Nuggets. Charlotte Hornets Executive Vice President Tony Renaud resigned. Signed Director of Player Personnel Dave Twardzik, Head Coach Allan Bristow and Assistant Coaches Bill Hanzlik and T.R. Dunn to extensions of their current contracts.
May 21, 1992	
June 16, 1992	
June 24, 1992	Drafted Georgetown center Alonzo Mourning in the first round of the 1992 NBA Draft (second overall) and Wisconsin-Green Bay point guard Tony Bennett in the second round (35th overall). Signed guard Kevin Lynch to a multi-year contract. Signed guard Muggsy Bogues to a multi-year contract extension.
July 9, 1992	
August 27, 1992	

TEAM HISTORY

September 2, 1992	Signed free agents Terry Boyd, Kevin Roberson, Lorenzo Williams, and Mark Baker to contracts.
September 21, 1992	Signed forward J.R. Reid to a multi-year contract extension.
September 23, 1992	Signed Mike Gminski to a multi-year contract extension while modifying the contract of Johnny Newman.
October 6, 1992	Signed free agent Demetrius Calip.
October 9, 1992	Signed second round pick Tony Bennett to a multi-year contract.
October 26, 1992	Waived free agent guard Demetrius Calip.
November 2, 1992	Waived free agent guard Mark Baker and forward Kevin Roberson.
November 12, 1992	Signed first round pick Alonzo Mourning, restructured the contract of Dell Curry and waived center Lorenzo Williams.
November 18, 1992	Signed free agent David Wingate.
December 9, 1992	Traded J.R. Reid to the San Antonio Spurs for Sidney Green, a 1993 first round draft pick and a 1996 second round choice.
December 24, 1992	Signed forward/center Kenny Gattison to a multi-year contract extension.
January 26, 1993	Waived forward Tom Hammonds.
<hr/>	
1993-94	
June 30, 1993	Drafted Greg Graham, a guard out of the University of Indiana, in the first round of the 1993 NBA Draft (17th overall) and Connecticut forward Scott Burrell, also in the first round (20th overall).
July 10, 1993	Signed guard/forward David Wingate to a multi-year contract.
August 28, 1993	Signed restricted free agent guard Kendall Gill to a multi-year contract.
September 1, 1993	Acquired guard Dana Barros, Eddie Johnson, the best of Charlotte's and Seattle's 1994 first round draft picks, and other considerations from the SuperSonics in exchange for guard Kendall Gill. The Sonics' first rounder is the highest of their own, Philadelphia's and Phoenix's.
September 3, 1993	Traded guard Dana Barros, forward Sidney Green, the best of their own and Seattle's 1994 first round draft picks, and the rights to 1993 first-round pick Greg Graham to the Philadelphia 76ers in exchange for guard Hersey Hawkins.
September 7, 1993	Signed first round draft pick Scott Burrell to a multi-year contract.
September 23, 1993	Signed guards Shawn McDaniel and Kelsey Weems, forward Bobby Martin, and center LeRon Ellis.
October 5, 1993	Signed forward Larry Johnson to a multi-year contract extension.
October 6, 1993	Signed forward Edmund Wilson to a summer contract.
October 25, 1993	Waived forwards Edmund Wilson and Bobby Martin.
November 2, 1993	Waived guard Kelsey Weems.
November 4, 1993	Waived guard Shawn McDaniel.
November 5, 1993	Signed guard Steve Henson. Waived guard/forward Kevin Lynch.
November 22, 1993	Waived guard Steve Henson.
December 10, 1993	Traded forward Johnny Newman to New Jersey for guard Rumeal Robinson.
January 1, 1994	Signed forward Lorenzo Williams.
January 4, 1994	Waived forward Lorenzo Williams.
February 1, 1994	Signed forward/center Marty Conlon to a 10-day contract.
February 15, 1994	Signed forward/center Marty Conlon to a second consecutive 10-day contract.
February 16, 1994	Signed center Tim Kempton to a 10-day contract.
February 24, 1994	Traded center Mike Gminski and a conditional first round draft pick to Milwaukee for forward Frank Brickowski.
February 25, 1994	Signed center Marty Conlon to a contract for the remainder of the season. Signed center Tim Kempton to a second consecutive 10-day contract.
March 22, 1994	Waived forward/center Marty Conlon.
<hr/>	
1994-95	
June 22, 1994	Named John Bach assistant coach.
June 29, 1994	Drafted Kansas forward Darrin Hancock in the second round of the 1994 NBA Draft (38th overall).
July 6, 1994	Signed Director of Player Personnel, Dave Twardzik, to a multi-year contract extension.
August 2, 1994	Traded a second-round draft pick in both 1996 and 1997 to the Washington Bullets in exchange for point guard Michael Adams.
August 4, 1994	Signed unrestricted free-agent center Robert Parish to a multi-year contract.
August 30, 1994	Signed second-round draft pick Darrin Hancock.
October 6, 1994	Invited free-agent guards James Blackwell and Terry Boyd, forwards Thomas Elliott and Emmett Hall, and centers Chad Gallagher and Brett Szabo to training camp.
October 7, 1994	Signed free-agent forward Tom Tolbert.
October 13, 1994	Waived free-agent guard Terry Boyd.
November 1, 1994	Waived free-agent guard James Blackwell, forwards Emmett Hall and Thomas Elliott, and centers Chad Gallagher and Brett Szabo.
November 2, 1994	Signed free-agent forward Joe Courtney.
November 3, 1994	Signed free-agent forward/center Joe Wolf.
November 16, 1994	Signed free-agent guard Greg Sutton. Waived forward Joe Courtney.
November 30, 1994	Signed free-agent guard James Blackwell.
December 17, 1994	Waived guard James Blackwell.
April 15, 1995	Waived forward Tom Tolbert.

TEAM HISTORY

1995-96	
June 13, 1995	Named Bob Bass Vice President of Basketball Operations.
June 24, 1995	Forward Kenny Gattison was selected by the Vancouver Grizzlies with the 16th overall pick in 1995 NBA Expansion Draft.
June 27, 1995	Traded guard Hersey Hawkins and forward David Wingate to the Seattle SuperSonics in exchange for guard Kendall Gill.
June 28, 1995	Drafted center George Zidek in the first round of the 1995 NBA Draft (22nd overall).
September 26, 1995	Signed first-round draft pick George Zidek to a multi-year contract.
September 27, 1995	Signed unrestricted free agent forward Rafael Addison.
October 3, 1995	Signed unrestricted free agent guard Pete Myers.
October 4, 1995	Re-signed unrestricted free agent guard Greg Sutton and forward Joe Wolf. Signed unrestricted free agent guards Corey Beck and Negele Knight.
October 5, 1995	Signed unrestricted free agent guards Dave Johnson and Duane Cooper.
October 10, 1995	Exercised the right of first refusal and assumed the contract that Minnesota offered center LeRon Ellis.
October 19, 1995	Waived free agent guard Duane Cooper and forward Dave Johnson.
October 24, 1995	Waived free agent guard Negele Knight.
November 2, 1995	Waived free agent guard Corey Beck.
November 3, 1995	Obtained guard/forward Glen Rice, guard Khalid Reeves, center Matt Geiger and a 1996 first-round draft pick from the Miami Heat in exchange for center Alonzo Mourning, forward/center LeRon Ellis and guard Pete Myers.
November 4, 1995	Waived forward Joe Wolf.
December 23, 1995	Signed free agent guard Corey Beck.
January 4, 1996	Waived guard Greg Sutton.
January 5, 1996	Waived guard Corey Beck.
January 19, 1996	Acquired guard Kenny Anderson and forward Gerald Glass from the New Jersey Nets in exchange for guards Kendall Gill and Khalid Reeves.
January 22, 1996	Signed guard Anthony Goldwire to a 10-day contract.
January 31, 1996	Signed guard Anthony Goldwire for the remainder of the season.
February 16, 1996	Signed guard Pete Myers.
February 22, 1996	Waived forward Gerald Glass.
February 23, 1996	Signed free agent center Donald Hodge to a 10-day contract.
February 24, 1996	Announced Vice President of Basketball Operations, Bob Bass, will remain with the club next season.
April 23, 1996	The Charlotte Hornets and Allan Bristow mutually agreed that there would be a coaching change for the 1996-97 season.
<hr/>	
1996-97	
May 22, 1996	Announced that the team and President Spencer Stolpen have mutually agreed to sever all business relationships and that Stolpen will no longer be involved with the club.
May 29, 1996	Named Dave Cowens head coach.
June 10, 1996	Retained T.R. Dunn as assistant coach.
June 26, 1996	Drafted high school star Kobe Bryant in the first round (13th pick overall), Kentucky All-American guard Tony Delk (16th pick overall) and forward Malik Rose of Drexel in the second round (44th pick overall) in the 1996 NBA Draft.
July 9, 1996	Named Lee Rose assistant coach.
July 11, 1996	Acquired center Vlade Divac from the Los Angeles Lakers in exchange for the draft rights to forward Kobe Bryant.
July 14, 1996	Acquired forwards Anthony Mason and Brad Lohaus from the New York Knicks in exchange for forward Larry Johnson.
July 24, 1996	Signed first round draft pick Tony Delk to a three-year contract.
August 12, 1996	Named Mark Osowski as assistant coach.
September 3, 1996	Signed free-agent Ochieil Swaby to a contract.
September 10, 1996	Signed VP of Basketball Bob Bass to a contract extension through the 1997-98 season.
September 24, 1996	Signed free agent forwards Jerrod Mustaf and Carlos Strong to a contract.
September 26, 1996	Signed second round draft pick (44th overall) Malik Rose to a contract.
September 27, 1996	Waived forward Jerrod Mustaf.
October 3, 1996	Signed free agent forward Bob McCann.
October 20, 1996	Signed free agent guard Tony Smith.
October 22, 1996	Waived forward Ochieil Swaby.
October 24, 1996	Waived forward Bob McCann.
October 31, 1996	Waived forward Brad Lohaus.
January 3, 1997	Signed forward Jamie Feick to a 10-day contract.
January 16, 1997	Signed forward Jamie Feick to a second 10-day contract.
January 28, 1997	Signed center Eric Leckner to a 10-day contract.
January 30, 1997	Signed forward Tom Chambers to a contract for the remainder of the season. Waived forward Carlos Strong. Waived center Eric Leckner.
February 13, 1997	Activated forward Scott Burrell.
February 20, 1997	Traded forward Scott Burrell to the Golden State Warriors for Donald Royal. Traded center George Zidek and guard Anthony Goldwire to the Denver Nuggets in exchange for guard Ricky Pierce.
April 8, 1997	Waived forward Tom Chambers.

TEAM HISTORY

1997-98	
May 21, 1997	Exercised the option on the contract of Dell Curry to extend through the 1997- 98 season.
June 19, 1997	Team did not pick up the option year on guard Tony Smith's contract for the 1997- 98 season.
July 1, 1997	Signed free agent guard David Wesley to a contract.
July 1, 1997	Renounced the rights of forwards Rafael Addison and Donald Royal.
July 16, 1997	Signed free agent forward J.R. Reid
July 18, 1997	Paul Silas was hired as an assistant coach.
August 19, 1997	Signed free agent guard Bobby Phills. Waived guard Ricky Pierce and renounced forward Malik Rose.
August 22, 1997	Signed rookie Nate Wilbourne to a contract.
September 8, 1997	Bob Bass signs contract extension and is named Executive Vice President.
September 10, 1997	Signed free agent forwards Travis Williams and Tony Farmer.
September 12, 1997	Signed free agent guard Darnell Mee.
October 2, 1997	Signed free agent guard Corey Beck and free agent forward Junior Burrough.
October 12, 1997	Waived forward Junior Burrough and center Nate Wilbourne.
October 28, 1997	Waived guard Darnell Mee.
November 7, 1997	Acquired guard B.J. Armstrong from the Golden State Warriors in exchange for guards Muggsy Bogues and Tony Delk.
January 15, 1998	Signed forward Donald Royal to a 10-day contract.
January 22, 1998	Signed center Michael McDonald to a 10-day contract.
January 25, 1998	Signed forward Donald Royal to a second 10-day contract.
February 2, 1998	Signed guard Jeff Grayer to a 10-day contract.
February 3, 1998	Signed guard Vernon Maxwell to a 10-day contract.
February 4, 1998	Signed forward Donald Royal for remainder of season.
February 13, 1998	Signed guard Vernon Maxwell for the remainder of the season.
March 24, 1998	Waived forward Tony Farmer.
1998-99	
June 24, 1998	Drafted Iowa guard Ricky Davis in the first round of the 1998 NBA Draft (21st overall) and selected center Andrew Betts from Long Beach State in the second round (50th overall).
January 21, 1999	Signed free agents forwards Derrick Coleman, Travis Williams and Chucky Brown, guards Eldridge Recasner, Percy Miller and Melvin Watson and centers Brad Miller and Charles Shackelford.
January 26, 1999	Signed free agent forward Chuck Person.
February 1, 1999	Waived guards Percy Miller and Melvin Watson.
February 3, 1999	Signed free agent forward/center Joe Wolf.
February 28, 1999	Waived forward Travis Williams and signed free agent guard/forward Willie Burton.
March 7, 1999	Dave Cowens hands in letter of resignation.
March 8, 1999	Paul Silas becomes interim head coach for the remainder of the season.
March 8, 1999	Waived guard/forward Willie Burton.
March 10, 1999	Traded forwards Glen Rice, J.R. Reid and guard B.J. Armstrong to the Los Angeles Lakers in exchange for guard Eddie Jones and center Elden Campbell. Signed forward Travis Williams to a 10-day contract and waived forward Joe Wolf.
March 16, 1999	Waived forward Travis Williams.
March 17, 1999	Signed guard Corey Beck to a 10-day contract.
March 27, 1999	Signed guard Corey Beck to a second consecutive 10-day contract.
April 6, 1999	Signed guard Corey Beck for the remainder of the season.
1999-00	
May 11, 1999	Paul Silas is signed to a long-term contract as the team's head coach.
May 28, 1999	Jerry Eaves is signed to a contract as an assistant coach.
June 30, 1999	Drafted UCLA guard Baron Davis in the first round (third overall) and Texas Christian University forward Lee Nailon in the second round (43rd overall).
July 26, 1999	Signed Baron Davis to a contract.
July 29, 1999	Came to terms to sell a share of the team to Ray Wooldridge.
August 11, 1999	Signed free agent forward Eddie Robinson to a contract.
August 18, 1999	Signed free agent center Todd Fuller to a contract.
October 4, 1999	Signed free agent guard Jason Miskiri and forwards Tyrone Grant and Derek Hood.
November 8, 1999	Waived guard Jason Miskiri.
November 9, 1999	Signed guard Michael Hawkins to a contract.
November 18, 1999	Placed forward Tyrone Grant waivers.
November 23, 1999	Waived forward Derek Hood.
January 12, 2000	Forward/guard Bobby Phills was killed in an automobile accident.
January 19, 2000	Acquired forward/guard Dale Ellis from the Milwaukee Bucks in exchange for second round draft picks in 2000 and 2002.
February 9, 2000	Claimed forward Chucky Brown off waivers.
February 9, 2000	Retired jersey No. 13 in honor of Bobby Phills.
2000-01	
May 25, 2000	Assistant Coach Mark Osowski leaves to take assistant coach position with Golden State Warriors.
June 5, 2000	Promoted Director of Scouting Jeff Bower to Assistant General Manager and Advance Scout Stephen Silas to Assistant Coach.
June 28, 2000	Drafted forward Jamaal Magloire from the University of Kentucky in the first round (19th overall).

TEAM HISTORY

July 18, 2000	Signed first round draft pick forward Jamaal Magloire to a contract.
August 1, 2000	Re-signed guard Eddie Jones. Acquired forwards Jamal Mashburn, PJ Brown, Otis Thorpe and Tim James and guard/forward Rodney Buford from the Miami Heat in exchange for Eddie Jones, Anthony Mason, Ricky Davis and Dale Ellis.
August 18, 2000	Signed forward Lee Nailon to a contract.
August 21, 2000	Signed forward/guard Darrin Hancock to a contract.
September 21, 2000	Signed free agent guard Hersey Hawkins to a contract.
October 2, 2000	Signed rookie free agent forwards Caswell Cyrus and Terrance Roberson and waived guard/forward Rodney Buford.
October 16, 2000	Waived free agent forwards Caswell Cyrus and Darrin Hancock.
November 6, 2000	Signed forward Jamal Mashburn to a contract extension.
December 19, 2000	Waived forward Terrance Roberson.
January 26, 2001	Signed Doug Overton to a 10-day contract.
April 10, 2001	Signed guard/forward Scott Burrell to a contract.
2001-02	
June 1, 2001	Picked up the fourth year team option on guard Baron Davis' contract.
June 4, 2001	Jeff Bower is promoted to General Manager.
June 14, 2001	Traded the rights to the 45th draft pick in the 2001 NBA Draft to the Chicago Bulls in exchange for the rights to center Roberto Duenas.
June 15, 2001	Assistant Coach Lee Rose stepped down from coaching.
June 27, 2001	Selected forward Kirk Haston (16th overall) in the first round of the NBA Draft out of Indiana University.
July 3, 2001	Assistant Coach Jerry Eaves' contract is not renewed.
July 10, 2001	Signed 2001 NBA first round draft pick Kirk Haston to a contract.
July 23, 2001	Option picked up on Paul Silas' contract
July 23, 2001	Bob Donewald Jr. is hired as an assistant coach.
July 24, 2001	Signed free agent guard Bryce Drew to a contract.
July 25, 2001	Signed free agent forward Stacey Augmon to a contract.
July 27, 2001	Signed David Wesley to a contract extension.
July 30, 2001	Hired Brian Hill as an assistant coach.
August 13, 2001	Signed free agent forward Matt Bullard to a contract.
August 27, 2001	Signed free agent center Lorenzo Coleman to a contract.
August 29, 2001	Signed free agent guard/forward Cory Hightower to a contract.
September 28, 2001	Re-signed forward Lee Nailon to a contract.
October 2, 2001	Signed free agent guard Ricky Moore to a contract.
October 4, 2001	Waived center Lorenzo Coleman and guard Cory Hightower.
October 23, 2001	Waived free agent guard Ricky Moore.
October 25, 2001	Acquired forwards George Lynch, Robert Traylor and Jerome Moiso from Philadelphia and forward Chris Porter from Golden State in exchange for forward Derrick Coleman, who went to Philadelphia. The 76ers acquired Corie Blount and Vontego Cummings from Golden State and sent Cedric Henderson to the Warriors to complete the three-team, eight-player trade.
October 26, 2001	Waived forward Chris Porter.
October 29, 2001	Waived forward Tim James.
2002-03	
June 25, 2002	Traded 2002 first round draft pick (17th overall) to Washington for guard Courtney Alexander.
July 30, 2002	Signed guard Baron Davis to a multi-year contract extension.
August 23, 2002	Re-signed forward Robert Traylor to a contract.
September 30, 2002	Re-signed free agent forward Lee Nailon. Signed free agent guard Terrell McIntyre and center Thomas Hamilton.
October 12, 2002	Waived center Thomas Hamilton.
October 23, 2002	Waived forward Lee Nailon and guard Terrell McIntyre.
January 10, 2003	Signed guard Robert Pack to a 10-day contract.
January 20, 2003	Signed guard Robert Pack to a second 10-day contract
January 27, 2003	Signed guard Randy Livingston to a 10-day contract and waived forward Matt Bullard.
January 30, 2003	Signed guard Robert Pack to a contract for the remainder of the season.
February 5, 2003	Released guard Randy Livingston.
February 20, 2003	Traded center Elden Campbell to the Seattle SuperSonics for guard Kenny Anderson.
April 8, 2003	The NBA Board of Governors voted the Hornets would join the Western Conference starting in the 2004-05 season.
2003-04	
May 4, 2003	Head Coach Paul Silas, Assistants Brian Hill, Stephen Silas and Bob Donnewald Jr. were notified that their contracts would not be renewed by the club.
May 7, 2003	Announced General Manager Jeff Bower resignation.
May 28, 2003	Announced the hiring of Allan Bristow as assistant general manager.
June 9, 2003	Hired Tim Floyd as the team's new head coach.
June 11, 2003	Exercised the team option on forward Robert Traylor for the 2003-04 season.
June 19, 2003	Hired former General Manager Jeff Bower as an assistant coach.
June 23, 2003	Hired Jan van Breda Kolff as an assistant coach.
June 25, 2003	Hired Kenny Gattison as an assistant coach.

TEAM HISTORY

June 26, 2003	Drafted forward David West of Xavier with the 18th overall selection in the NBA Draft and high school center James Lang in the second round with the 48th overall selection.
June 30, 2003	Hired Alvin Gentry as an assistant coach.
July 3, 2003	Named Jack Capella executive vice president/chief operating officer of the organization.
July 11, 2003	Signed first round draft choice (18th overall) forward David West to a contract.
July 16, 2003	Re-signed forward PJ Brown.
July 21, 2003	Signed free agent center Sean Rooks to a contract.
July 29, 2003	Signed free agent guard Darrell Armstrong to a contract.
August 4, 2003	Signed forward George Lynch to a contract extension.
September 30, 2003	Signed second round draft pick James Lang, free agent forward Paul Shirley and free agent guard Kareem Reid to contracts.
October 23, 2003	Hornets waive free agent forward Paul Shirley and free agent guard Kareem Reid.
October 29, 2003	Waived forward Kirk Haston and signed free agent guard Steve Smith.
October 30, 2003	Signed center Jamaal Magloire to a contract extension.
December 29, 2003	Waived forward James Lang.
January 26, 2004	Signed guard Tierre Brown to a 10-day contract.
February 19, 2004	Traded center Sean Rooks to Orlando for guard Shammond Williams.
March 2, 2004	Waived guard Bryce Drew.
March 25, 2004	Signed guard Maurice Carter to a 10-day contract.
April 4, 2004	Signed guard Maurice Carter for the remainder of the season.
<hr/>	
2004-05	
May 5, 2004	Announced the retirement of Executive Vice President of Basketball Operations/General Manager Bob Bass.
May 7, 2004	Relieved Tim Floyd of coaching duties.
May 28, 2004	Hired Byron Scott as Head Coach.
June 16, 2004	Claimed guard Alex Garcia off of waivers from the San Antonio Spurs.
June 17, 2004	Promoted Assistant General Manager Allan Bristow to general manager.
June 22, 2004	Announced that Assistant Coach Kenny Gattison would be retained.
June 22, 2004	Named Assistant Coach Jeff Bower as director of player personnel; guard Maurice Carter was selected by the Charlotte Bobcats in the 2004 NBA Expansion Draft.
June 24, 2004	Drafted guard J.R. Smith of St. Benedict's Prep with the 18th overall selection in the 2004 NBA Draft and guard Tim Pickett of Florida State with the 44th overall pick in the second round.
June 29, 2004	Named Willis Reed as Vice President of Basketball Operations.
July 6, 2004	Signed first round draft choice (18th overall) forward J.R. Smith to a contract.
July 16, 2004	Signed Toronto forward Morris Peterson to an offer sheet.
July 19, 2004	Signed free agent forward/center Chris Andersen to a contract.
July 21, 2004	Hired Darrell Walker as an assistant coach.
August 3, 2004	Signed free agent forward Rodney Rogers and second round draft choice (44th overall) Tim Pickett to contracts.
August 4, 2004	Hired Jim Clearmons as an assistant coach.
August 18, 2004	Hired Robert Werdann as a scout.
September 29, 2004	Signed free agent center Sean Finn and forwards Tremaine Fowkes, Britton Johnsen and Nate Williams.
September 30, 2004	Signed free agent guard Junior Harrington and forward Lee Nailon.
October 4, 2004	Signed free agent guard Ray Young.
October 9, 2004	Waived center Sean Finn and guard Ray Young.
October 28, 2004	Waived forwards Tremaine Fowkes and Nate Williams.
October 31, 2004	Waived forward Britton Johnsen.
November 19, 2004	Signed forward Matt Freije and waived guard Tim Pickett.
December 3, 2004	Traded guard Darrell Armstrong to Dallas in exchange for guard Dan Dickau and a 2005 second round draft pick.
December 4, 2004	Signed forward Corsley Edwards.
December 12, 2004	Signed forward Lonny Baxter.
December 27, 2004	Traded guard David Wesley to Houston in exchange for guard Jim Jackson and forward Bostjan Nachbar and waived guard Alex Garcia and forward Lonnie Baxter.
December 29, 2004	Suspended guard/forward Jim Jackson indefinitely for failing to report to the team.
January 3, 2005	Waived forward Corsley Edwards.
January 5, 2005	Signed forward Corsley Edwards to a 10-day contract.
January 21, 2005	Traded guard Jim Jackson and a 2005 second round draft pick to Phoenix in exchange for guard/forward Casey Jacobsen, forward/center Maciej Lampe and forward/center Jackson Vroman; waived guard Junior Harrington and forward Matt Freije.
January 28, 2005	Signed guard Junior Harrington to a 10-day contract.
February 24, 2005	Traded forward Jamal Mashburn and Rodney Rogers to Philadelphia for forward Glenn Robinson; traded guard Baron Davis to Golden State for guard Speedy Claxton, center Dale Davis and cash considerations.
March 1, 2005	Waived center Dale Davis and forward Glenn Robinson.
<hr/>	
2005-06	
May 19, 2005	Exercised the team option on Jackson Vroman through the 2005-06 season.
June 29, 2005	Drafted guard Chris Paul from Wake Forest with the fourth overall pick in the NBA Draft. Selected Brandon Bass from LSU with the 33rd overall pick in the second round.
July 5, 2005	Signed first round draft choice (fourth overall) guard Chris Paul to a contract.

TEAM HISTORY

August 2, 2005	Re-signed free agent forward Bostjan Nachbar to a contract; signed free agent guard Arvydas Macijauskas to a contract; Traded the rights to center Roberto Duenas to Miami in exchange for Rasual Butler from Miami and Kirk Snyder from Utah in a five-team, 13-player deal that also sent Antoine Walker (from Boston) and Jason Williams, James Posey and Andre Emmitt (from Memphis) to Miami, Eddie Jones (from Miami) and Raul Lopez (from Utah) to Memphis, Greg Ostertag (from Memphis) to Utah, and Curtis Borchardt (from Utah) and Qyntel Woods, the draft rights to Albert Miralles, two second round draft picks and cash considerations (from Miami) to Boston.
August 3, 2005	Re-signed free agent forward Chris Andersen to a contract.
September 19, 2005	Announced the temporary relocation of the team to Oklahoma City, OK for the 2005-06 season.
September 30, 2005	Signed second round draft choice (33rd overall) forward Brandon Bass to a contract.
September 30, 2005	Traded guard Dan Dickau to the Boston Celtics for a second round pick in the 2006 NBA Draft.
October 1, 2005	Announced the resignation of General Manager Allan Bristow.
October 1, 2005	Announced the promotion of Jeff Bower to General Manager from Director of Player Personnel.
October 1, 2005	Hired David Miller as an assistant coach.
October 1, 2005	Signed free agents Sean Banks, Troy Bell and Alex Garcia.
October 18, 2005	Waived guard Troy Bell.
October 26, 2005	Traded center Jamaal Magloire to the Milwaukee Bucks for forward Desmond Mason, an unconditional first round pick in the 2006 NBA Draft and cash considerations.
October 27, 2005	Waived guard Alex Garcia.
October 28, 2005	Waived forward George Lynch.
November 17, 2005	Assigned forward Sean Banks to the Tulsa 66ers of the NBADL.
January 5, 2006	Announced that the team would play three games at the New Orleans Arena (3/8 vs. LAL, 3/18 vs. DEN, 3/21 vs. LAC); waived forward Sean Banks.
January 27, 2006	NBA announced that forward Chris Andersen had been dismissed and disqualified from the NBA for violating the terms of the Anti-Drug Program.
January 31, 2006	NBA announced that the team will remain in Oklahoma City for 35 games in the 2006-07 season and that it will play its other six home games in New Orleans; traded two second round draft picks (2006 and 2009) to the Toronto Raptors for forward Aaron Williams.
February 1, 2006	Acquired center Steven Hunter and cash considerations from Philadelphia in exchange for second round picks in 2006 and 2007.
February 7, 2006	Announced that the Steven Hunter trade had been rescinded.
February 13, 2006	Traded center Maciej Lampe to the Houston Rockets for guard Moochie Norris and cash considerations.
February 23, 2006	Traded forward Bostjan Nachbar to the New Jersey Nets for center Marc Jackson and forward Linton Johnson III.
March 24, 2006	Assigned forward Brandon Bass to the Tulsa 66ers of the NBADL.
March 29, 2006	Recalled forward Brandon Bass from the Tulsa 66ers.
March 31, 2006	Waived forward/center Jackson Vroman and signed forward Marcus Fizer to a 10-day contract.
April 10, 2006	Signed forward Marcus Fizer for the remainder of the 2005-06 season.
<hr/>	
2006-07	
June 13, 2006	Exercised the team option on forward Brandon Bass through the 2006-07 season.
June 27, 2006	Announced that the contract of Head Coach Byron Scott had been extended through the 2008-09 season.
June 28, 2006	Drafted center Hilton Armstrong from Connecticut with the 12th overall pick and forward/center Cedric Simmons from North Carolina State with the 15th overall pick in the NBA Draft. Selected Marcus Vinicius of Brazil with the 43rd overall pick in the second round.
July 5, 2006	Signed first round draft picks Hilton Armstrong and Cedric Simmons to contracts; waived guard Moochie Norris.
July 12, 2006	Acquired forward Peja Stojakovic and cash considerations from the Indiana Pacers in exchange for the draft rights to Andrew Betts. Waived guard Arvydas Macijauskas.
July 14, 2006	Acquired center Tyson Chandler from the Chicago Bulls in exchange for forward PJ Brown and guard J.R. Smith. Traded guard Kirk Snyder to the Houston Rockets in exchange for cash considerations and a conditional 2008 second round pick (the Hornets to receive the higher second round slot between the two teams in the 2008 NBA Draft).
July 19, 2006	Signed free agent guard Bobby Jackson and re-signed forward Rasual Butler.
August 9, 2006	Signed free agent guard Jannero Pargo.
August 25, 2006	Announced that the contract of General Manager Jeff Bower had been extended through the 2010-11 season. Announced that the contracts of Assistant Coaches Darrell Walker, Kenny Gattison and David Miller had been extended through the 2006-07 season.
<hr/>	
2007-08	
June 12, 2007	Hired Charlie Parker as assistant coach.
June 28, 2007	Drafted forward Julian Wright from Kansas with the 13th overall pick and guard Adam Haluska from Iowa with the 43rd overall pick in the second round.
July 2, 2007	Hired Paul Pressey as assistant coach.
July 7, 2007	Signed first round draft pick Julian Wright and second round pick Adam Haluska to contracts.
July 23, 2007	Signed free agent guard Morris Peterson.
July 24, 2007	Announced Gary Chouest as a minority owner.
August 8, 2007	Re-signed guard Jannero Pargo.
September 13, 2007	Signed free agent forward/center Melvin Ely.
September 29, 2007	Acquired David Wesley from the Cleveland Cavaliers in exchange for Cedric Simmons.
February 21, 2008	Acquired Bonzi Wells, Mike James and cash considerations (from Houston) in a three-team trade that sent Bobby Jackson, Adam Haluska, a 2008 second-round draft pick (from New Orleans) and the rights to Sergei Lishouk (from Memphis) to Houston, and forward Marcus Vinicius, the rights to Malick Badiane and cash considerations (from Houston) to Memphis.

TEAM HISTORY

March 5, 2008	Signed forward/center Chris Andersen.
2008-09	
May 28, 2008	Signed head coach Byron Scott to a contract extension.
June 26, 2008	Drafted forward Darrell Arthur from Kansas with the 27th overall pick then traded Arthur's draft rights to Portland for cash considerations.
July 9, 2008	Signed guard Chris Paul to a contract extension.
July 23, 2008	Signed guard/forward James Posey.
August 22, 2008	Signed guard/forward Devin Brown.
August 26, 2008	Signed forward/center Sean Marks.
October 25, 2008	Hornets exercise fourth-year option on Hilton Armstrong and third-year option on Julian Wright.
2009-10	
June 5, 2009	Announced that assistant coach Kenny Gattison will not return to the team.
June 25, 2009	Drafted guard Darren Collison from UCLA with the 21st overall pick and acquired the draft rights to Marcus Thornton from LSU (43rd pick) from the Miami Heat for two future second round picks.
July 8, 2009	Signed draft picks Darren Collison and Marcus Thornton.
July 13, 2009	Named Rob Werdann assistant coach.
July 27, 2009	Signed free agent forward/center Ike Diogu.
July 28, 2009	Acquired center Emeka Okafor of the Charlotte Bobcats in exchange for center Tyson Chandler.
August 6, 2009	Named Robert Pack assistant coach.
August 12, 2009	Acquired a future second round pick from the Los Angeles Clippers in exchange for Rasual Butler.
August 27, 2009	Re-signed forward/center Sean Marks.
September 9, 2009	Acquired Bobby Brown and Darius Songaila from the Minnesota Timberwolves in exchange for Antonio Daniels and a 2014 second round draft pick.
September 28, 2009	Signed Larry Owens and Earl Barron to training camp contracts.
October 21, 2009	Waived Larry Owens and Earl Barron.
October 26, 2009	Exercised fourth-year option on Julian Wright.
November 12, 2009	Byron Scott relieved of head coaching duties; Jeff Bower named Head Coach; Tim Floyd added as Lead Assistant Coach.
January 11, 2010	Acquired conditional second round draft pick in 2016 from Sacramento in exchange for Hilton Armstrong.
January 25, 2010	Acquired Aaron Gray in exchange for Devin Brown.
January 26, 2010	Acquired conditional second round draft pick in 2014 from L.A. Clippers for Bobby Brown.
February 5, 2010	Signed Jason Hart to 10-day contract.
April 20, 2010	Jeff Bower steps down as head coach and resumes sole focus on General Manager duties.
2010-11	
June 7, 2010	Monty Williams named Head Coach
June 30, 2010	Michael Malone, Bryan Gates and James Borrego named Assistant Coaches.
July 8, 2010	Acquired draft rights to Craig Brackins and Quincy Pondexter from Oklahoma City in exchange for the draft rights to Cole Aldrich and Morris Peterson.
July 13, 2010	General Manager Jeff Bower resigns.
July 27, 2010	Dell Demps named General Manager.
August 4, 2010	Randy Ayers and Fred Vinson named Assistant Coaches; Michael Malone named Lead Assistant Coach
August 11, 2010	Tim Connelly hired as Assistant General Manager and Gerald Madkins hired as Vice President of Player Personnel today.
August 11, 2010	Acquired Trevor Ariza from the Houston Rockets in a trade that sent James Posey and Darren Collison from New Orleans to Indiana, Courtney Lee from New Jersey to Houston and Troy Murphy from Indiana to New Jersey.
August 11, 2010	Acquired Marco Belinelli from Toronto in exchange for Julian Wright.
August 31, 2010	Mark Cranston named Head Athletic Trainer, Carlos Daniel named Strength Coach and Adam Tatalovich named Video Coordinator.
September 7, 2010	Signed free agent Mustafa Shakur.
September 17, 2010	Signed free agents D.J. Strawberry and Darryl Watkins; announced hiring of scouts David Booth, John Cardido and Terrance "Doc" Martin.
September 20, 2010	Signed free agent Joe Alexander.
September 23, 2010	Acquired Willie Green and Jason Smith from Philadelphia in exchange for Darius Songaila and Craig Brackin
September 24, 2010	Signed free agents Jannero Pargo and Pops Mensah-Bonsu.
October 5, 2010	Released Jannero Pargo.
October 15, 2010	Signed free agent D.J. Mbenga.
October 18, 2010	Acquired Curtis Jerrells, waived Mustafa Shakur and Darryl Watkins.
October 20, 2010	Waived D.J. Strawberry.
October 23, 2010	Acquired Jerryd Bayless from the Portland Trail Blazers in exchange for a conditional first round pick.
October 24, 2010	Waived Curtis Jerrells.
November 13, 2010	Waived Joe Alexander.
November 19, 2010	Traded Jerryd Bayless and Peja Stojakovic to Toronto in exchange for Jarrett Jack, Marcus Banks and David Andersen.
January 4, 2011	Waived Pops Mensah-Bonsu.
February 4, 2011	Signed Sasha Pavlovic to a 10-day contract.
February 23, 2011	Acquired Carl Landry from the Sacramento Kings for Marcus Thornton and cash considerations.
March 9, 2011	Signed Jerel McNeal to a 10-day contract.

TEAM HISTORY

March 26, 2010	Signed Patrick Ewing Jr. to a 10-day contract.
April 5, 2011	Signed Patrick Ewing Jr. for the remainder of season.
2011-12	
June 23, 2011	Trade the rights to forward/center Jonathan Harelson (45th overall pick in the 2011 NBA Draft) to the New York Knicks for financial considerations.
June 27, 2011	Forward David West declines player option for the 2011-12 season and becomes a free agent.; center Aaron Gray declines player option for the 2011-12 season and becomes a free agent.
June 30, 2011	Extend qualifying offer to guard Marco Belinelli for the 2011-12 season.
July 7, 2011	Reigning NBA D-League champion Iowa Energy named new Hornets D-League affiliate.
August 2, 2011	Dave Hanners named assistant coach, Randy Ayers promoted to lead assistant.
December 9, 2011	Hornets sign nine free agents (Brian Butch, Justin Dentmon, Jerome Dyson, Moses Ehambe, Carlidell Johnson, Trey Johnson, DaJuan Summers, Trey Johnson and Terrico White) to training camp roster.
December 13, 2011	Guard Marco Belinelli signs qualifying offer.
December 13, 2011	Waive forward Patrick Ewing Jr.
December 14, 2011	Acquire forward Al-Faruq Aminu, guard Eric Gordon, center Chris Kaman and the more favorable of the 2012 first round picks between the Los Angeles Clippers and Minnesota Timberwolves from the Clippers in exchange for guard Chris Paul and two 2015 2nd round picks.
December 17, 2011	Re-sign free agent forward Carl Landry and forward/center Jason Smith...waive guards Justin Dentmon, Terrico White and Moses Ehambe.
December 19, 2011	Waive forward David Andersen.
December 23, 2011	Sign forward/center Gustavo Ayon...waive center Brian Butch.
December 24, 2011	Acquire guard Greivis Vasquez from the Memphis Grizzlies for forward Quincy Pondexter...waive guard Jerome Dyson.
December 31, 2011	Waive forward Lance Thomas.
January 4, 2012	Acquire guard Xavier Henry from the Memphis Grizzlies as part of a three-team trade in exchange for a 2013 2nd round pick.
January 27, 2012	Waive guard Trey Johnson.
February 6, 2012	Sign forward Lance Thomas to a 10-day contract.
February 7, 2012	Waive guard Carlidell 'Squeaky' Johnson and forward DaJuan Summers.
February 8, 2012	Sign guard Donald Sloan to a 10-day contract.
February 15, 2012	Sign forward Solomon Jones to a 10-day contract.
February 16, 2012	Sign forward Lance Thomas to a second 10-day contract.
February 20, 2012	Sign guard Donald Sloan to a second 10-day contract.
February 27, 2012	Sign forward Lance Thomas for the remainder of the season; sign center Solomon Jones to a second 10-day contract.
March 9, 2012	Sign center Jeff Foote to a 10-day contract.
March 18, 2012	Assign guard Xavier Henry to the Iowa Energy of the NBA Developmental League.
March 19, 2012	Recall guard Xavier Henry from the Iowa Energy of the NBA Developmental League.
March 20, 2012	Claim center Chris Johnson off waivers.
April 10, 2012	Sign guard Jerome Dyson to a 10-day contract.
April 18, 2012	Sign center Darryl Watkins for the remainder of the season; waive center Chris Johnson.
April 20, 2012	Sign guard Jerome Dyson for the remainder of the season.
2012-13	
June 15, 2012	Tom Benson's purchase of the franchise is approved by the NBA's Board of Governors.
June 20, 2012	Acquire forward Rashard Lewis and the 46th pick in the 2012 NBA Draft from the Washington Wizards in exchange for center Emeka Okafor and forward Trevor Ariza.
June 28, 2012	Extend qualifying offer to guard Eric Gordon, making him a restricted free agent.
June 28, 2012	Draft forward Anthony Davis from Kentucky with the first overall pick in the 2012 NBA Draft, guard Austin Rivers from Duke with the 10th pick and forward Darius Miller from Kentucky 46th overall.
June 30, 2012	Waive forward Rashard Lewis.
July 11, 2012	Acquire forward Ryan Anderson from the Orlando Magic in exchange for forward/center Gustavo Ayon; acquire forward/center Edin Bavec from the Philadelphia 76ers in a three-way deal that sent guard Jarrett Jack to the Golden State Warriors and center Darryl Watkins to the 76ers, while forward Dorell Wright went from Golden State to Philadelphia.
July 13, 2012	Acquire center Brad Miller, the Brooklyn Nets' 2013 second round pick and the Minnesota Timberwolves' 2016 second round pick from Minnesota in exchange for the New Orleans' protected second round pick in 2017.
July 14, 2012	Match the Phoenix Suns' offer to restricted free agent guard Eric Gordon.
July 24, 2012	Sign 2012 draft picks forward Anthony Davis and guard Austin Rivers.
July 27, 2012	Acquire center Robin Lopez, forward Hakim Warrick and cash considerations from the Phoenix Suns in exchange for guard Jerome Dyson and center Brad Miller, with two second round picks (acquired in the July 13 trade) going to Minnesota as part of the three-team deal that sent forward Wesley Johnson and a first round pick from Minnesota to Phoenix.
August 4, 2012	Sign guard Roger Mason, Jr.
August 16, 2012	Sign guard Brian Roberts.
August 19, 2012	Sign Head Coach Monty Williams to a contract extension.

TEAM HISTORY

September 6, 2012	Sign second round pick Darius Miller.
October 1, 2012	Sign free agents Solomon Alabi, Dominique Morrison and Chris Wright for training camp roster.
October 8, 2012	Waive training camp invitee Domanique Morrison.
October 24, 2012	Waive training camp invitees Solomon Alabi and Chris Wright.
November 13, 2012	Acquire guard Matt Carroll from the Charlotte Bobcats in exchange for forward Hakim Warrick.
November 20, 2012	Waive guard Matt Carroll.
December 16, 2012	Sign forward Dominic McGuire
January 4, 2013	Waive forward Dominic McGuire
January 7, 2013	Sign guard Donald Sloan to 10-day contract.
March 3, 2013	Sign foward/center Henry Sims to 10-day contract.
March 8, 2013	Sign guard Terrel Harris to 10-day contract.
March 12, 2013	Sign center Lou Amundson for the remainder of the season.
March 18, 2013	Sign guard Terrel Harris to second 10-day contact.
March 28, 2013	Sign guard Terrel Harris for the remainder of the season.
<hr/>	
2012-13	
June 27, 2013	Draft Nerlens Noel from Kentucky.
July 10, 2013	Waive forward Lance Thomas; Renounce rights to Louis Amundson, Xavier Henry and Roger Mason, Jr.; Sign free agents Al-Farouq Aminu and Greg Stiemsma; Acquire Tyreke Evans (from Sacramento) and drafts rights to Jeff Withey (from Portland) in a three team trade that sent Robin Lopez and Terrel Harris (from New Orleans) to Portland, and Grevis Vasquez (from New Orleans), a 2016 second round pick, a future second round pick and cash considerations (from Portland) to Sacramento.
July 12, 2013	Acquired Jrue Holiday and the draft rights to Pierre Jackson from Philadelphia in exchange for the draft rights to Nerlens Noel and a 2014 first round pick.
July 18, 2013	Sign free agent Anthony Morrow.
July 30, 2013	Sign center Jeff Withey to a contract.
August 22, 2013	Sign forwards Lance Thomas and Arinze Onuaku to contracts.

TEAM HISTORY

Draft History

Year	Round	Player (Overall pick)	College
1988	First	Rex Chapman (8)	Kentucky
	Second	Tom Tolbert (34)	Arizona
	Third	Jeff Moore (58)	Auburn
1989	First	J.R. Reid (5)	North Carolina
	Second	Dyron Nix (29)*	Tennessee
1990	First	Kendall Gill (5)	Illinois
	Second	Steve Scheffler (39)	Purdue
1991	First	Larry Johnson (1)	UNLV
	Second	Kevin Lynch (28)	Minnesota
1992	First	Alonzo Mourning (2)	Georgetown
	Second	Tony Bennett (35)	Wisconsin - Green Bay
1993	First	Greg Graham (17)	Indiana
	First	Scott Burrell (20)	Connecticut
1994	Second	Darrin Hancock (38)	Kansas
1995	First	George Zidek (22)	UCLA
1996	First	Kobe Bryant (13)**	Lower Merion (HS)
	First	Tony Delk (16)	Kentucky
1997	Second	Malik Rose (44)	Drexel
1997	No selections made		
1998	First	Ricky Davis (21)	Iowa
	Second	Andrew Betts (50)	Long Beach State
1999	First	Baron Davis (3)	UCLA
	Second	Lee Nalton (43)	Texas Christian
2000	First	Jamaal Magloire (19)	Kentucky
2001	First	Kirk Haston (16)	Indiana
2002	No selections made		
2003	First	David West (18)	Xavier
	Second	James Lang (48)	Central Park Christian School (HS)
2004	First	J.R. Smith (18)	St. Benedict's Prep (HS)
	Second	Tim Pickett (44)	Florida State
2005	First	Chris Paul (4)	Wake Forest
	Second	Brandon Bass (33)	LSU
2006	First	Hilton Armstrong (12)	Connecticut
	First	Cedric Simmons (15)	North Carolina State
2007	Second	Marcus Vinicius (43)	Brazil
	First	Julian Wright (13)	Kansas
2008	Second	Adam Haluska (43)	Iowa
	First	Darrell Arthur (27)***	Kansas
2009	First	Darren Collison (21)	UCLA
	Second	Marcus Thornton (43)****	LSU
2010	First	Cole Aldrich (11)*****	Kansas
2011	Second	Josh Harrellson (45)*****	Kentucky
2012	First	Anthony Davis (1)	Kentucky
	First	Austin Rivers (10)	Duke
2013	Second	Darius Miller (46)	Kentucky
	First	Nerlens Noel (6)*****	Kentucky

* Traded to the Indiana Pacers in exchange for center Stuart Gray
 ** Traded to the Los Angeles Lakers in exchange for center Vlade Divac
 *** Traded to the Portland Trail Blazers in exchange for cash
 **** Acquired from the Miami Heat for second round picks in the 2010 and 2012 NBA Drafts
 ***** Traded to Oklahoma City along with Morris Peterson in exchange for draft rights to Craig Brackins and Quincy Pondexter
 ***** Traded to New York for financial considerations
 ***** Traded to Philadelphia in exchange for Jrue Holiday and draft rights to Pierre Jackson

1988 Expansion Draft

Round	Player (Overall Pick)	Team Selected From
First	Dell Curry (2)	Cleveland Cavaliers
Second	Dave Hoppen (4)	Golden State Warriors
Third	Muggsy Bogues (6)	Washington Bullets
Fourth	Mike Brown (8) *	Chicago Bulls
Fifth	Rickey Green (10)	Utah Jazz
Sixth	Michael Holton (12)	Portland Trail Blazers
Seventh	Michael Brooks (14)	Denver Nuggets
Eighth	Bernard Thompson (16)	Phoenix Suns
Ninth	Ralph Lewis (18)	Detroit Pistons
Tenth	Clinton Wheeler (20)	Indiana Pacers

* Immediately traded to the Utah Jazz in exchange for forward Kelly Tripucka

Award Winners

All-NBA Team		
Larry Johnson	Second Team	1992-93
Glen Rice	Second Team	1996-97
Anthony Mason	Third Team	1996-97
Glen Rice	Third Team	1997-98
Eddie Jones	Third Team	1999-00
Jamal Mashburn	Third Team	2002-03
Baron Davis	Third Team	2003-04
Chris Paul	First Team	2007-08
Chris Paul	Second Team	2008-09
Chris Paul	Third Team	2010-11

NBA All-Defensive Team

Anthony Mason	Second Team	1996-97
Eddie Jones	Second Team	1998-99
Eddie Jones	Second Team	1999-00
P.J. Brown	Second Team	2000-01
Chris Paul	Second Team	2007-08
Chris Paul	First Team	2008-09

NBA Sixth Man Award

Dell Curry	1993-94
------------	---------

NBA Rookie of the Year (Eddie Gottlieb Trophy)

Larry Johnson (Shick NBA Rookie of the Year)	1991-92
Chris Paul (T-Mobile NBA Rookie of the Year)	2005-06

NBA Executive of the Year

Bob Bass	1996-97
----------	---------

NBA Sportsmanship Award (Joe Dumars Trophy)

P.J. Brown	2003-04
------------	---------

Bausch & Lomb Award

Muggsy Bogues	1994-95
---------------	---------

NBA All-Star Most Valuable Player

Glen Rice	1997
-----------	------

NBA All-Rookie Team

Rex Chapman	Second Team	1988-89
J.R. Reid	Second Team	1989-90
Kendall Gill	First Team	1990-91
Larry Johnson	First Team	1991-92
Alonzo Mourning	First Team	1992-93
Chris Paul	First Team	2005-06
Darren Collison	First Team	2009-10
Marcus Thornton	Second Team	2009-10
Anthony Davis	First Team	2012-13

NBA Player of the Month

Glen Rice	February	1997
Jamal Mashburn	March	2002
Jamal Mashburn	February	2003
Baron Davis	November	2003
Jamaal Magloire	April	2004
Chris Paul	December	2007
Chris Paul	March	2008
Chris Paul	November	2008
Chris Paul	March	2009
Chris Paul	January	2010

NBA Coach Of The Month

Dave Cowens	April	1997
Paul Silas	April	2000
Paul Silas	April	2003
Byron Scott	January	2008
Byron Scott	December	2008
Monty Williams	January	2011

TEAM HISTORY

NBA Rookie of the Month

Larry Johnson	Dec, Feb, March	1991-92
Alonzo Mourning	March, April	1992-93
J.R. Smith	Jan., Feb., March	2004-05
Chris Paul	Nov.-Apr.	2005-06
Darren Collison	February	2009-10

NBA Player of the Week

Larry Johnson	16-Mar-92 through 22-Mar-92
Larry Johnson	8-Feb-93 through 14-Feb-93
Larry Johnson	19-Apr-93 through 25-Apr-93
Alonzo Mourning	12-Apr-93 through 18-Apr-93
Larry Johnson	9-Jan-94 through 15-Jan-95
Glen Rice	30-Dec-96 through 5-Jan-97
Glen Rice	27-Jan-97 through 2-Feb-97
Glen Rice	8-Dec-97 through 14-Dec-97

Baron Davis	20-Nov-00 through 26-Nov-00
Baron Davis	28-Oct-03 through 2-Nov-03
Jamaal Magloire	5-April-04 through 11-April-04
Chris Paul	30-Jan-06 through 5-Feb-06
Chris Paul	24-Dec-07 through 30-Dec-07
Chris Paul	17-Mar-08 through 23-Mar-08
Chris Paul	28-Oct-08 through 2-Nov-08
Chris Paul	15-Dec-08 through 21-Dec-08
Chris Paul	12-Jan-09 through 18-Jan-09
David West	23-Feb-09 through 1-Mar-09
Chris Paul	16-Mar-09 through 22-Mar-09
Chris Paul	1-Nov-10 through 7-Nov-10
Greivis Vasquez	24-Dec-12 through 30-Dec-12

NBA Coach of the Year

Byron Scott	2007-08
-------------	---------

All-Star Weekend

All-Star Game Appearances

Date	Site	Player	Role	Min	FG	FGA	3P	3PA	FT	FTM	OFF	DEF	TOT	AST	ST	BLK	PTS
21-Feb-93	Utah	Larry Johnson	Starter	16	2	6	0	0	0	0	3	1	4	0	0	0	4
13-Feb-94	Minnesota	Alonzo Mourning	Reserve														
Selected, did not play - Injured																	
12-Feb-95	Phoenix	Larry Johnson	Reserve	20	2	3	1	1	2	2	1	3	4	2	0	0	7
12-Feb-95	Phoenix	Alonzo Mourning	Reserve	19	4	9	0	1	2	3	0	8	8	1	0	1	10
11-Feb-96	San Antonio	Glen Rice	Reserve	15	1	5	1	2	4	4	0	1	1	2	0	0	7
9-Feb-97	Cleveland	Glen Rice*	Reserve	25	10	24	4	7	2	2	1	1	2	1	2	0	26
8-Feb-98	New York	Glen Rice	Reserve	16	6	14	4	6	0	0	1	0	1	0	0	0	16
13-Feb-00	Golden State	Eddie Jones	Starter	21	4	7	2	3	0	0	1	3	4	3	1	0	10
10-Feb-02	Philadelphia	Baron Davis	Reserve	13	1	5	0	3	0	0	0	1	1	5	0	0	2
9-Feb-03	Atlanta	Jamal Mashburn	Reserve	14	4	7	2	2	0	0	0	4	4	2	2	0	10
15-Feb-04	Los Angeles	Baron Davis	Reserve	16	3	9	1	6	0	0	0	0	0	7	1	0	7
15-Feb-04	Los Angeles	Jamaal Magloire	Reserve	21	9	16	0	0	1	2	3	5	8	0	1	1	19
17-Feb-08	New Orleans	Chris Paul	Reserve	27	7	14	2	6	0	0	2	1	3	14	4	0	16
17-Feb-08	New Orleans	David West	Reserve	16	3	6	0	0	0	0	2	2	4	1	0	0	6
15-Feb-09	Phoenix	Chris Paul	Starter	29	7	14	0	1	0	0	1	6	7	14	3	0	14
15-Feb-09	Phoenix	David West	Reserve	14	3	5	0	0	0	0	1	2	3	0	1	0	6
14-Feb-10	Dallas	Chris Paul	Reserve														
Selected, did not play - Injured																	
20-Feb-11	Los Angeles	Chris Paul	Starter	29	3	7	2	3	2	2	1	3	4	7	5	0	10

*Rice named All-Star Game MVP

Rookie Game

Date	Site	Player	Role	Min	FG	FGA	3P	3PA	FT	FTM	OFF	DEF	TOT	AST	ST	BLK	PTS
10-Feb-96	San Antonio	George Zidek	Reserve	11	5	9	0	0	0	0	4	2	6	1	1	0	10

Rookie Challenge (Rookies vs. Sophomores)

Date	Site	Player	Role	Min	FG	FGA	3P	3PA	FT	FTM	OFF	DEF	TOT	AST	ST	BLK	PTS
10-Feb-01	Washington	Baron Davis	Starter	24	6	8	0	1	1	1	2	5	7	8	1	0	13
9-Feb-02	Philadelphia	Lee Nailon	Starter	12	4	8	0	0	0	0	4	2	6	0	1	0	8
17-Feb-06	Houston	Chris Paul	Starter	28	3	8	0	3	2	2	0	4	4	11	5	0	8
16-Feb-07	Las Vegas	Chris Paul	Starter	25	7	10	1	2	1	2	0	3	3	17	9	0	16

BBVA Rising Stars Challenge

Date	Site	Player	Role	Min	FG	FGA	3P	3PA	FT	FTM	OFF	DEF	TOT	AST	ST	BLK	PTS
15-Feb-13	Houston	Anthony Davis	Starter	20	5	8	1	2	0	0	1	8	9	1	1	2	11

Three-Point Shootout

Date	Site	Player	Result
8-Feb-92	Orlando	Dell Curry	Eliminated in first round – tied for fifth place
12-Feb-94	Minnesota	Dell Curry	Eliminated in first round – tied for sixth place
11-Feb-95	Phoenix	Scott Burrell	Advanced to semifinals – third place
10-Feb-96	San Antonio	Glen Rice	Eliminated in first round – tied for sixth place
8-Feb-97	Cleveland	Glen Rice	Advanced to semifinals – third place
7-Feb-98	New York	Glen Rice	Eliminated in first round – tied for seventh place
9-Feb-03	Atlanta	David Wesley	Eliminated in first round – fifth place
16-Feb-08	New Orleans	Peja Stojakovic	Eliminated in first round – fourth place
16-Feb-13	Houston	Ryan Anderson	Eliminated in first round – third place

TEAM HISTORY

Slam Dunk Contest

Date	Site	Player	Result
10-Feb-90	Miami	Rex Chapman	Eliminated in first round – sixth place
2-Feb-91	Charlotte	Rex Chapman	Advanced to semifinals – third place
2-Feb-91	Charlotte	Kendall Gill	Eliminated in first round – eighth place
8-Feb-92	Orlando	Larry Johnson	Advanced to finals – second place
28-Oct-08	Golden State	Ricky Davis	Eliminated in first round – fourth place
12-Feb-00	Washington	Baron Davis	Advanced to finals – third place
19-Feb-05	Denver	Chris Andersen	Eliminated in first round – fourth place
19-Feb-05	Denver	J.R. Smith	Eliminated in first round – third place

Skills Challenge

Date	Site	Player	Result
15-Feb-04	Los Angeles	Baron Davis	First place
18-Feb-06	Houston	Chris Paul	Third place
17-Feb-07	Las Vegas	Chris Paul	Fourth place
16-Feb-08	New Orleans	Chris Paul	Second place

2Ball Competition

Date	Site	Player	Result
7-Feb-98	New York	Glen Rice/Andrea Stinson	Eliminated in first round – fifth place
10-Feb-01	Washington	David Wesley/Dawn Staley	Eliminated in first round – third place

TEAM HISTORY

All-Time Collegiate Roster

Alabama.....Michael Anasley	Kansas.....Darrin Hancock	St. John's.....Tyrone Grant
Alabama-Birmingham.....Carldeil JohnsonXavier Henry	St. Mary's.....Robert Reid
Arkansas.....Corey BeckCedric Hunter	Santa Clara.....Kurt Rambis
.....Derek HoodJeff Withey	South Carolina.....Terry Dozier
.....Jannero PargoJulian Wright	South Carolina State.....Travis Williams
Arkansas-Little Rock.....Pete Myers	Kansas State.....Steve Henson	South Florida.....Solomon Jones
Arizona.....Jerryd Bayless	Kentucky.....Rex Chapman	Southern.....Bobby Phillis
.....Khalid ReevesAnthony Davis	Southern Mississippi.....Joe Courtney
.....Sean RooksTony DelkRandolph Keys
.....Tom TolbertJamaal Magloire	Stanford.....Casey Jacobsen
Arizona State.....Ike DioguJamal MashburnTyreke Evans
Auburn.....Chuck PersonDarius Miller	Stetson.....Lorenzo Williams
Baylor.....David Wesley	La Salle.....Rasual Butler	Syracuse.....Rafael Addison
.....Michael WilliamsRalph LewisDerrick Coleman
Ball State.....Bonzi WellsDoug OvertonLeRon Ellis
Blinn J.C. (TX).....Chris Andersen	Louisiana State.....Brandon BassJason Hart
Boston College.....Michael AdamsMaurice CarterHakim Warrick
Bradley.....Hersey HawkinsChris JohnsonDarryl Watkins
Brigham Young.....Greg KiteRandy LivingstonDonald Hodge
California.....Ryan AndersonMarcus ThorntonEddie Jones
.....Sean Marks	Louisiana Tech.....P.J. BrownMarc Jackson
Cal-Santa Barbara.....Richard Anderson	Marquette.....Tony Smith	Tennessee.....Dale Ellis
Cal-State Fullerton.....Bobby Brown	Maryland.....Lonny Baxter	Tennessee State.....Anthony Mason
Centenary.....Robert ParishTony Massenbunrg	Texas A&M.....Donald Sloan
Clemson.....Elden CampbellGreivis Vasquez	Texas Christian.....Lee Nailon
.....Dale Davis	McNeese State.....Tierre Brown	Texas-San Antonio.....Devin Brown
Central Connecticut State.....Corsley Edwards	Memphis.....Sean Banks	Trenton State.....Greg Grant
Central Michigan.....Chris KamanTyreke Evans	Tulane.....Linton Johnson
Central Oklahoma.....Eddie Robinson	Memphis State.....Elliot Perry	UCLA.....Trevor Ariza
Colorado State.....Jason SmithAndre TurnerDarren Collison
Connecticut.....Hilton Armstrong	Miami.....Tim JamesBaron Davis
.....Scott Burrell	Michigan.....Rickey GreenStuart Gray
.....Jerome DysonGlen RiceJrue Holiday
.....Emeka OkaforRumeal RobinsonMichael Holton
Cornell.....Jeff FooteRobert TraylorJerome Moiso
Dartmouth.....James Blackwell	Michigan State.....Jamie FeickGeorge Zidek
Dayton.....Brian RobertsMorris Peterson	USC.....Robert Pack
Detroit.....Earl CuretonSteve Smith	Utah.....Tom Chambers
.....Willie Green	Minnesota.....Willie Burton	Valparaiso.....Byrce Drew
Drexel.....Malik RoseBobby Jackson	Vanderbilt.....Matt Freije
Duke.....Mike GminskiKevin Lynch	Virginia.....Roger Mason, Jr.
.....Austin Rivers	Mississippi.....Gerald Glass	Virginia Tech.....Dell Curry
.....Lance Thomas	Nebraska.....Tony Farmer	Wake Forest.....Al-Farouq Aminu
Duquesne.....Mike JamesDave HoppenMuggsy Bogues
Evansville.....Scott Haffer	Nevada.....Kirk SnyderChris Paul
Fayetteville State.....Darrell Armstrong	Nevada-Las Vegas.....Louis AmundsonRodney Rogers
Florida.....Vernon MaxwellStacey AugmonDarius Songaila
Florida State.....Tim PickettArmon Gilliam	Washington.....Quincy Pondexter
Fresno State.....Courtney AlexanderSidney GreenEldridge Recasner
.....Melvin ElyLarry Johnson	West Florida.....Moochie Norris
.....Dominic McGuire	New Orleans.....Ron Grandison	Wingate.....Junior Harrington
.....Terrance RobersonMichael McDonald	Wisconsin.....Greg Stiemsma
George Mason.....Jason Miskiri	North Carolina.....George Lynch	Wisconsin-Green Bay.....Tony Bennett
George Washington.....Pops Mensah-BonsuJ.R. Reid	Wyoming.....Eric Leckner
Georgetown.....Patrick Ewing Jr.Shammond Williams	Xavier (Ohio).....Michael Hawkins
.....Alonzo MourningJoe WolfJames Posey
.....Henry Sims	N.C. - Wilmington.....Brian RowsonDavid West
.....DaJuan Summers	North Carolina State.....Chuck BrownAaron Williams
.....David WingateTodd Fuller	No College.....David Andersen
Georgia.....Carlos StrongSidney LoweGustavo Ayon
Georgia Southern.....Jeff SandersCharles ShackelfordMarco Belinelli
Georgia Tech.....Kenny AndersonCedric SimmonsTyson Chandler
.....Matt Geiger	Notre Dame.....Tim KemptonVlade Divac
.....Tom HammondsDonald RoyalAlex Garcia
.....Jarrett JackKelly TripuckaMaciej Lampe
.....Anthony Morrow	Oklahoma State.....Terrel HarrisJames Lang
Gonzaga.....Dan DickauDesmond MasonArvydas Macijauskas
Hofstra.....Speedy Claxton	Old Dominion.....Kenny GattisonDJ Mbenga
Houston.....Anthony Goldwire	Oral Roberts.....Greg SuttonBostjan Nachbar
Illinois.....Kendall Gill	Penn State.....Frank BrickowskiSasha Pavlovic
.....Eddie Johnson	Pepperdine.....Anthony FrederickJ.R. Smith
Indiana.....Eric Gordon	Pittsburgh.....Aaron GrayPeja Stojakovic
.....Kirk Haston	Providence.....Marty ConlonMarcus Vnicius
Iowa.....B.J. ArmstrongOtis Thorpe	
.....Ryan Bowen	Purdue.....Carl Landry	
.....Matt BullardBrad Miller	
.....Ricky DavisGlenn Robinson	
Iowa State.....Marcus FizerSteve Scheffler	
.....Jeff GrayerJerry Sighting	
.....Jackson Vroman	Rice.....Ricky Pierce	
Jackson State.....Trey Johnson	Richmond.....Johnny Newman	

233 players representing 115 colleges and universities.
15 players did not attend college.

TEAM HISTORY

All-Time Numerical Roster

00 Tony Delk	Arvydas Macijauskas	Jason Smith	Austin Rivers	40 Ryan Bowen
Robert Parish	Sasha Pavlovic	George Zidek	George Zidek	Frank Brickowski
0 Al-Farouq Aminu	7 Rafael Addison	15 Gustavo Ayon	28 LeRon Ellis*	Joe Courtney
	James Blackwell	Corey Beck*	D.J. Mbenga	Donald Hodge*
1 Trevor Ariza	Marty Conlon	Cedric Hunter		Brad Miller
Muggsy Bogues	Michael Hawkins	Robin Lopez	30 Dell Curry	Lorenzo Williams
Baron Davis	J.R. Reid*	Maciej Lampe	David West	41 Elden Campbell*
Ike Diogu	Kelly Tripucka	Robin Lopez	Joe Wolf*	Tim Kempton
Tyreke Evans		16 Peja Stojakovic		James Posey
Kirk Snyder				Glen Rice
Hakim Warrick		8 Marco Belinelli	17 Louis Amundson	31 Ron Grandison
		Tony Farmer	Bryce Drew	Randolph Keys
2 Stacey Augmon	Eddie Johnson	Bobby Jackson		Kurt Rambis
Scott Burrell*	Terrance Roberson			Glenn Robinson
Darren Collison	Steve Smith			Malik Rose
Dan Dickau		20 Alex Garcia		Darryl Watkins
Dale Ellis*		Jeff Grayer		
9 Willie Burton	Tom Hammonds*	Tom Hammonds*		32 Courtney Alexander
Dale Ellis*	Pete Myers	Pete Myers		Sean Banks
George Lynch	Quincy Pondexter	Quincy Pondexter		Jerryd Bayless
Larry Johnson	Rumeal Robinson	Rumeal Robinson		Hersey Hawkins*
Darius Miller	Henry Sims	Henry Sims		Casey Jacobsen
Jannero Pargo				Greg Kite
3 Darrell Armstrong	21 Ricky Davis			Tony Massenbunrg
Lonny Baxter	Marcus Fizer			Eddie Robinson
Rex Chapman	Sidney Green			Brian Rowson
Hersey Hawkins*	Bostjan Nachbar			Jeff Sanders
Randy Livingston	Andre Turner			Travis Williams
Anthony Morrow				Julian Wright
Chris Paul				
Eldridge Recasner		11 David Andersen		45 Rasual Butler
Khalid Reeves		Jerome Dyson		Armon Gilliam
		Jason Hart		Eric Leckner
		22 Tom Chambers		Sean Rooks
		Patrick Ewing Jr.		Chuck Person
		Johnny Newman		
4 Scott Haffner	Ralph Lewis	Tim Pickett		
Darrin Hancock	Vernon Maxwell	Brian Roberts		50 Matt Bullard
Xavier Henry	Xavier Miskiri	Cedric Simmons		Antonio Daniels
Sean Marks	Doug Overton	DuJuan Summers		Jamie Feick
Jackson Vroman	Marcus Vnicius			Emeka Okafor
David Wesley	Shammond Williams			Robert Reid
	David Wingate*			
		23 Michael Adams		
5 Elden Campbell*		Devin Brown		52 Chucky Brown*
Maurice Carter		Anthony Davis		Todd Fuller
Speedy Claxton		Terry Dozier		Matt Geiger
Anthony Goldwire		J.R. Smith		Otis Thorpe
Greg Grant		Tom Tolbert*		
Mike James				
Carldeil Johnson				
Dominic McGuire		24 Scott Burrell*		
Donald Royal		Anthony Frederick		
Marcus Thornton		Carl Landry		
Jeff Withey		Jamal Mashburn		
		Desmond Mason		
		Morris Peterson*		
6 Bobby Brown		Bonzi Wells		35 Richard Anderson
Tierre Brown		Michael Williams		Matt Freije
Tyson Chandler				Gerald Glass
Junior Harrington				Kirk Haston
Michael Holton				Donald Hodge*
Eddie Jones				Chris Kaman
Roger Mason, Jr.				Shirley Lowe
Jerome Moiso				
		25 Tony Bennett		
		Chucky Brown*		
		Rickey Green		
		Anthony Mason		
		Robert Pack		
				39 Tom Tolbert*

43 numbers worn by 240 players.

16 players wore more than one number (*). Hersey Hawkins wore three different jersey numbers

One jersey is retired (#).

Number seven has been retired to honor the legacy of New Orleans Jazz great "Pistol" Pete Maravich.

TEAM HISTORY

TEAM HISTORY

Franchise Firsts

Charlotte
 First Game: vs. Cleveland, 11/4/88
 First Win: 117-105 vs. L.A. Clippers, 11/8/88
 First Loss: 133-93 vs. Cleveland, 11/4/88
 First Road Win: 107-105 at San Antonio, 11/19/88
 First Overtime Game: at New Jersey (121-112 loss), 12/10/88
 First Overtime Win: 127-122 at Philadelphia, 1/16/89
 First Starting Lineup: F-Kelly Tripucka, F-Kurt Rambis, C-Dave Hoppen, G-Rickey Green, G-Robert Reid vs. Cleveland, 11/4/88
 First Point: Kelly Tripucka vs. Cleveland, 11/4/88
 First FG Attempt: Rickey Green vs. Cleveland, 11/4/88
 First FG Made: Kelly Tripucka vs. Cleveland, 11/4/88
 First Free Throw Made: Kelly Tripucka vs. Cleveland, 11/4/88
 First Three-Point FG Attempt: Kelly Tripucka at Detroit, 11/5/88
 First Three-Point FG Made: Kelly Tripucka at Atlanta, 11/12/88
 First Rebound: Kelly Tripucka vs. Cleveland, 11/4/88
 First Assist: Rickey Green vs. Cleveland, 11/4/88
 First Steal: Kelly Tripucka vs. Cleveland, 11/4/88
 First Blocked Shot: Michael Holton vs. Cleveland, 11/4/88
 First 20-plus points game: 24 by Kelly Tripucka vs. Clippers, 11/8/88
 First 30-plus points game: 31 by Kelly Tripucka at San Antonio, 11/19/88
 First 40-plus points game: 40 by Kelly Tripucka vs. Indiana, 12/14/88
 First 10-plus rebounds game: 14 by Kurt Rambis vs. Clippers, 11/8/88
 First 20-plus rebounds game: 21 by Kurt Rambis vs. Dallas, 12/16/88
 First 10-plus assists game: 10 by Michael Holton vs. New Jersey, 11/15/88
 First 20 Point-20 Rebound Game: 25 points-20 rebounds by J.R. Reid vs. Orlando, 11/14/89

New Orleans
 First Game: vs. Utah, 10/30/02
 First Win: 100-75 vs. Utah, 10/30/02
 First Loss: 84-79 at Chicago, 11/1/02
 First Road Win: at New York (97-91 OT Win), 11/10/02
 First Overtime Game: at New York (97-91 Win), 11/10/02
 First Overtime Win: at New York (97-91 Win), 11/10/02
 First Starting Lineup: F-Jamal Mashburn, F-PJ Brown, C-Jamaal Magloire, G-Baron Davis, G-David Wesley
 First Point: PJ Brown vs. Utah, 10/30/02 (13' jumper)
 First Field Goal Attempt: Baron Davis vs. Utah, 10/30/02 (miss)
 First Field Goal Made: PJ Brown vs. Utah, 10/30/02 (13' jumper)
 First Free Throw Made: PJ Brown vs. Utah, 10/30/02
 First Three-Point FG Attempt: Baron Davis vs. Utah, 10/30/02
 First Three-Point FG Made: Baron Davis vs. Utah, 10/30/02
 First Rebound: Jamal Mashburn vs. Utah, 10/30/02
 First Assist: Jamal Mashburn vs. Utah, 10/30/02
 First Steal: Baron Davis vs. Utah, 10/30/02
 First Blocked Shot: Robert Traylor vs. Utah, 10/30/02
 First 20-Plus Pts Game: 21 by Baron Davis vs. Utah, 10/30/02
 First 30-Plus Pts Game: 35 by Jamal Mashburn vs. Miami, 11/2/02
 First 40-Plus Pts Game: 50 by Jamal Mashburn vs. Memphis, 2/21/03
 First 10-Plus Reb Game: 10 by PJ Brown vs. Miami, 11/2/02
 First 20-Plus Reb Game: 20 by Jamaal Magloire vs. Indiana, 2/12/03
 First 10-Plus Asst Game: 10 by Baron Davis vs. Utah, 10/30/02
 First 20-Point-20 Rebound Game: 23 points, 21 rebounds by Jamaal Magloire at Toronto, 3/7/2004
 First 20-Plus Asst Game: 21 by Chris Paul at Los Angeles Lakers, 11/6/2008

All-Time Preseason Results

Date	Opponent	W/L	Score	Site
10/7/2012	Orlando	W	85-80	Mexico City Arena, Mexico City, Mx.
10/9/2012	Charlotte	W	97-82	New Orleans Arena, New Orleans, La.
10/11/2012	at Charlotte	W	90-87	North Charleston Coliseum, Charleston, S.C.
10/12/2012	at Houston	L	75-95	Toyota Center, Houston, Texas
10/18/2012	at Atlanta	L	68-97	Philips Arena, Atlanta, Ga.
10/22/2012	at Dallas	L	74-87	American Airlines Center, Dallas, Texas
10/24/2012	Houston	L	90-97	New Orleans Arena, New Orleans, La.
10/26/2012	at Miami	W	96-89	American Airlines Arena, Miami, Fl.
12/16/2011	at Memphis	W	97-90	FedEx Forum, Memphis, Tn.
12/21/2011	Memphis	W	95-80	New Orleans Arena, New Orleans, La.
10/9/2010	Memphis	L	90-97	New Orleans Arena, New Orleans, La.
10/10/2010	at Orlando	L	81-135	Amway Center, Orlando, Fla.
10/13/2010	Miami	W	90-76	New Orleans Arena, New Orleans, La.
10/15/2010	at Indiana	L	98-101	Conseco Fieldhouse, Indianapolis, Ind.
10/16/2010	Atlanta	L	74-84	Health Alliance Cen., Johnson City, Tenn.
10/18/2010	at Memphis	L	91-96	FedEx Forum, Memphis, Tenn.
10/20/2010	at Charlotte	L	98-105	Time Warner Cble Arena, Charlotte, N.C.
10/21/2010	at Oklahoma City	L	86-101	Okla. City Arena, Oklahoma City, Okla.
10/27/2009	Atlanta	L	102-108	Philips Arena, Atlanta, Ga.
10/8/2009	Charlotte	L	101-108	Greensboro Coliseum, Greensboro, N.C.
10/10/2009	Oklahoma City	W	88-79	New Orleans Arena, New Orleans, La.
10/13/2009	vs. Orlando	L	86-121	Charles Koch Arena, Wichita, Kansas
10/15/2009	at Miami	L	81-97	Sprint Center, Kansas City, Mo.
10/17/2009	vs. Indiana	W	108-96	New Orleans Arena, New Orleans, La.
10/22/2009	at Golden State	L	92-126	ORACLE Arena, Oakland, Calif.
10/23/2009	at L.A. Clippers	L	88-91	STAPLES Center, Los Angeles, Calif.
10/5/2008	Golden State	W	106-103	New Orleans Arena, New Orleans, La.
10/8/2008	at Indiana	W	105-71	Indiana Fairgrounds, Indianapolis, Ind.
10/10/2008	at San Antonio	W	89-84	AT&T Center, San Antonio, Texas
10/14/2008	Washington	W	96-80	O2 World, Berlin, Germany
10/17/2008	Washington	W	102-80	Palau Sant Jordi, Barcelona, Spain
10/21/2008	Indiana	W	101-96	New Orleans Arena, New Orleans, La.
10/23/2008	Miami	W	100-80	USA Mitchell Center, Mobile, Ala.
10/9/2007	Houston	W	94-92	Ford Center, Oklahoma City, Okla.
10/10/2007	at Indiana	L	96-101	Conseco Fieldhouse, Indianapolis, Ind.
10/13/2007	at Phoenix	W	111-106	US Airways Center, Phoenix, Ariz.
10/15/2007	Indiana	L	104-117	New Orleans Arena, New Orleans, La.
10/19/2007	Miami	W	92-85	Mississippi Coast Coliseum, Biloxi, Miss.
10/21/2007	at Dallas	L	97-103	American Airlines Center, Dallas, Texas
10/24/2007	Atlanta	L	98-107	New Orleans Arena, New Orleans, La.
10/26/2007	at Charlotte	W	111-100	Joel Coliseum, Winston-Salem, N.C.
10/13/2005	at Denver	W	100-90	Pepsi Center, Denver, Colo.
10/15/2005	at Orlando	L	83-101	St. Petersburg Forum, St. Petersburg, Fla.
10/18/2005	Atlanta	L	94-97	ALLTEL Arena, Little Rock, Ark.
10/20/2005	San Antonio	L	90-97	CenturyTel Center, Bossier City, La.
10/23/2005	Denver	L	93-97	Ford Center, Oklahoma City, Okla.
10/25/2005	Miami	W	111-91	Maravich Assembly Center, Baton Rouge, La.
10/27/2005	Houston	W	89-88	Ford Center, Oklahoma City, Okla.
10/28/2005	at Atlanta	L	90-104	Columbus Civic Center, Columbus, Ga.
10/13/2004	Dallas	W	94-87	New Orleans Arena, New Orleans, La.
10/15/2004	at Chicago	L	100-103	United Center, Chicago, Ill.
10/16/2004	L.A. Clippers	W	105-95	Cajundome, Lafayette, La.
10/19/2004	Philadelphia	W	92-89	New Orleans Arena, New Orleans, La.
10/21/2004	Orlando	L	91-92	Mississippi Coast Coliseum, Biloxi, Miss.
10/23/2004	at Sacramento	L	87-92	ARCO Arena, Sacramento, Calif.
10/24/2004	at L.A. Clippers	L	93-97	STAPLES Center, Los Angeles, Calif.
10/8/2003	Orlando	W	105-98	Maravich Assembly Center, Baton Rouge, La.
10/11/2003	at Dallas	L	99-110	American Airlines Center, Dallas, Texas
10/12/2003	at Houston	W	89-71	Toyota Center, Houston, Texas
10/14/2003	at Orlando	W	89-84	TD Waterhouse Centre, Orlando, Fla.
10/16/2003	Chicago	L	101-91	New Orleans Arena, New Orleans, La.
10/18/2003	Washington	W	87-85	New Orleans Arena, New Orleans, La.
10/20/2003	Philadelphia*	W	102-85	Ted Constant Convocation Center, Norfolk, Va.
10/22/2003	at San Antonio	L	79-103	SBC Center, San Antonio, Texas
10/9/2002	at Indiana	L	74-95	Conseco Fieldhouse, Indianapolis, Ind.
10/10/2002	at Indiana	W	95-93	Roberts Stadium, Evansville, Ind.
10/12/2002	San Antonio*	L	76-93	Mississippi Coast Coliseum, Biloxi, Miss.
10/15/2002	at Orlando	L	90-103	TD Waterhouse Centre, Orlando, Fla.
10/17/2002	Washington	L	78-88	New Orleans Arena, New Orleans, La.
10/19/2002	Washington*	W	99-92	Greensboro Coliseum, Greensboro, N.C.
10/22/2002	Atlanta	L	87-85	New Orleans Arena, New Orleans, La.
10/25/2002	at Atlanta	L	69-90	Philips Arena, Atlanta, Ga.
10/9/2001	at New Jersey	W	91-84	Continental Airlines Arena, East Rutherford, N.J.
10/10/2001	at Boston	L	72-80	FleetCenter, Boston, Mass.
10/12/2001	Orlando	L	85-91	Entertainment and Sports Arena, Raleigh, N.C.
10/16/2001	Boston	W	99-88	Charlotte Coliseum, Charlotte, N.C.
10/17/2001	at Orlando	W	97-94	TD Waterhouse Centre, Orlando, Fla.
10/20/2001	at Atlanta	L	73-88	Philips Arena, Atlanta, Ga.
10/22/2001	Indiana*	W	91-78	North Charleston Coliseum, Charleston, S.C.

All-Time Attendance Totals

Season	Regular Season			NBA Playoffs		
	Games	Attendance	Average	Games	Attendance	Average
1988-89*	41	950,064	23,172	--	--	--
1989-90	41	979,941	23,901	--	--	--
1990-91*	41	980,141	23,906	--	--	--
1991-92*	41	971,618	23,698	--	--	--
1992-93*	41	971,618	23,698	4	94,792	23,698
1993-94*	41	971,618	23,698	--	--	--
1994-95*	41	971,618	23,698	2	47,718	23,859
1995-96*	41	985,722	24,042	--	--	--
1996-97*	41	985,722	24,042	1	24,042	24,042
1997-98	41	959,634	23,406	4	87,164	21,791
1998-99	25	480,807	19,232	--	--	--
1999-00	41	732,827	17,874	2	26,709	13,355
2000-01	41	615,424	15,010	4	81,940	20,485
2001-02	41	462,738	11,286	4	41,514	10,379
2002-03	41	641,683	15,651	3	52,133	17,378
2003-04	41	587,613	14,332	3	47,557	15,852
2004-05	41	583,070	14,221	--	--	--
2005-06*	41	744,920	18,169	--	--	--
2006-07*	41	731,165	17,833	--	--	--
2007-08	41	581,432	14,181	7	126,009	18,001
2008-09	41	695,727	16,968	2	34,725	17,363
2009-10	41	620,366	15,131	--	--	--
2010-11	41	603,088	14,709	3	54,372	18,124
2011-12	33	498,618	15,110	--	--	--
2012-13	41	565,930	13,803	--	--	--
Totals	1001	18,873,104	18,854	39	718,675	18,428

* Led NBA in attendance
 * Played home games at four sites: Oklahoma City (Ford Center, 36 games) - Avg. 18,717, New Orleans, LA (New Orleans Arena, three games) - Avg. 17,485, Baton Rouge, LA (Pete Maravich Assembly Center, one game) - 7,302, Norman, OK (Lloyd Noble Center, one game) - 11,343
 * Played home games at two sites: Oklahoma City (Ford Center, 35 games) - Avg. 17,951, New Orleans, LA (New Orleans Arena, six games) - Avg. 17,129

All-Time Preseason Results

Date	Opponent	W/L	Score	Site
10/23/2001	Atlanta	W	91-79	Charlotte Coliseum, Charlotte, N.C.
10/11/2000	L.A. Lakers*	W	103-90	New Orleans Arena, New Orleans, La.
10/12/2000	at Houston	L	86-89	Compaq Center, Houston, Texas
10/21/2000	at Toronto	W	91-66	Air Canada Centre, Toronto, Ont.
10/24/2000	Minnesota	L	79-100	Greensboro Coliseum, Greensboro, N.C.
10/25/2000	Toronto	L	88-94	Charlotte Coliseum, Charlotte, N.C.
10/13/1999	at Boston	W	110-103	Fleet Center, Boston, Mass.
10/14/1999	at Minnesota	L	82-90	Target Center, Minneapolis, Minn.
10/16/1999	at Dallas	L	88-114	Reunion Arena, Dallas, Texas
10/18/1999	Houston	W	104-91	Crown Coliseum, Fayetteville, N.C.
10/19/1999	Boston	W	120-117 (OT)	Charlotte Coliseum, Charlotte, N.C.
10/22/1999	Atlanta*	L	91-93	BI-LO Center, Greenville, S.C.
10/23/1999	Dallas	W	126-110	Charlotte Coliseum, Charlotte, N.C.
10/29/1999	Chicago	W	103-89	Dean E. Smith Center, Chapel Hill, N.C.
01/29/1999	Atlanta	L	74-79	Charlotte Coliseum, Charlotte, N.C.
01/30/1999	at Atlanta	L	79-95	Georgia Tech, Atlanta, Ga.
10/10/1997	at Golden State	W	109-98	San Jose Arena, San Jose, Calif.
10/11/1997	at Utah	L	86-105	Delta Center, Salt Lake City, Utah
10/16/1997	Golden State	W	97-91	Charlotte Coliseum, Charlotte, N.C.
10/19/1997	Minnesota*	L	102-106	Roanoke Civic Center, Roanoke, Va.
10/21/1997	Indiana*	L	83-95	Nashville Coliseum, Nashville, Tenn.
10/22/1997	Utah	W	109-99	Charlotte Coliseum, Charlotte, N.C.
10/24/1997	Minnesota*	W	125-100	Fargodome, Fargo, N.D.
10/25/1997	at Indiana	L	81-88	Market Square Arena, Indianapolis, Ind.
10/11/1996	Boston	W	122-118	Greensboro Coliseum, Greensboro, N.C.
10/12/1996	New Jersey*	L	105-108	Richmond Coliseum, Richmond, Va.
10/16/1996	at Denver	L	95-110	McNichols Arena, Denver, Colo.
10/18/1996	at Dallas	L	84-87	Reunion Arena, Dallas, Texas
10/20/1996	Houston*	L	85-91	North Charleston Coliseum, Charleston, S.C.
10/21/1996	Cleveland	W	109-107	Charlotte Coliseum, Charlotte, N.C.
10/23/1996	at Boston	L	105-118	FleetCenter, Boston, Mass.
10/25/1996	Washington	L	75-88	Charlotte Coliseum, Charlotte, N.C.
10/12/1995	at Phoenix	L	96-111	America West Arena, Phoenix, Ariz.
10/14/1995	at San Antonio	W	115-109	Alamodome, San Antonio, Texas
10/17/1995	L.A. Lakers*	L	94-101	Thomas & Mack Center, Las Vegas, Nev.
10/19/1995	Denver	W	104-94	Charlotte Coliseum, Charlotte, N.C.
10/20/1995	Detroit	L	93-105	Greensboro Coliseum, Greensboro, N.C.
10/22/1995	Phoenix	W	113-96	Charlotte Coliseum, Charlotte, N.C.
10/27/1995	at New Jersey	L	89-100	Meadowlands Arena, East Rutherford, N.J.
10/28/1995	Philadelphia*	W	103-99	Richmond Coliseum, Richmond, Va.
10/14/1994	Atlanta*	L	103-110	Memorial Center, Johnson City, Tenn.
10/18/1994	Golden State*	L	116-132	Bercy Arena, Paris, France
10/21/1994	Buckler (**)	W	114-107	Palazzo Dello Sport, Bologna, Italy
10/24/1994	Detroit	L	104-114	Charlotte Coliseum, Charlotte, N.C.
10/26/1994	at Indiana	L	104-113	Market Square Arena, Indianapolis, Ind.
10/27/1994	Dallas	W	117-99	Charlotte Coliseum, Charlotte, N.C.
10/31/1994	at San Antonio	L	114-121	The Alamodome, San Antonio, Texas
10/14/1993	at Portland	L	103-128	Gill Coliseum, Corvallis, Ore.
10/18/1993	San Antonio*	L	105-113	McKale Center, Tucson, Ariz.
10/20/1993	Atlanta*	W	123-105	The Scope, Norfolk, Va.
10/21/1993	Boston*	W	101-98	Hartford Civic Center, Hartford, Conn.
10/24/1993	New Jersey*	L	107-112	Thompson Boling Arena, Knoxville, Tenn.
10/26/1993	Philadelphia	W	138-126	Charlotte Coliseum, Charlotte, N.C.
10/28/1993	Indiana*	L	113-121	SIU Arena, Carbondale, Ill.
10/29/1993	Boston	W	111-94	Charlotte Coliseum, Charlotte, N.C.
10/15/1992	Cleveland*	L	114-134	Nutter Center, Dayton, Ohio
10/18/1992	New Jersey	W	123-119	Charlotte Coliseum, Charlotte, N.C.
10/20/1992	Orlando	W	117-112	Asheville Civic Center, Asheville, N.C.
10/24/1992	at Orlando	L	102-131	Orlando Arena, Orlando, Fla.
10/25/1992	Utah	L	100-117	Lawrence Joel Col., Winston-Salem, N.C.
10/27/1992	Indiana	W	125-112	Charlotte Coliseum, Charlotte, N.C.
10/30/1992	Portland*	W	130-123	Thomas and Mack Center, Las Vegas, Nev.
11/1/1992	Golden State*	L	114-126	Special Events Center, El Paso, Texas
11/3/1992	Portland*	L	118-124	Hall of Fame Game, Springfield, Mass.
10/12/1991	New Jersey	W	110-93	Greensboro Coliseum, Greensboro, N.C.
10/13/1991	Denver*	W	103-100	Assembly Hall, Champaign, Ill.
10/16/1991	Golden State*	L	122-134	Thomas and Mack Center, Las Vegas, Nev.
10/18/1991	Philadelphia	W	128-120	Charlotte Coliseum, Charlotte, N.C.
10/19/1991	Utah	L	115-128	Reynolds Coliseum, Raleigh, N.C.
10/22/1991	Dallas*	L	99-110	Ferrell Center, Waco, Texas
10/23/1991	Indiana	L	123-143	Roberts Stadium, Evansville, Ind.
10/28/1991	Cleveland	L	110-127	Charlotte Coliseum, Charlotte, N.C.
10/12/1990	Dallas*	W	107-83	Scope, Norfolk, Va.
10/13/1990	Philadelphia	W	118-111	Smith Center, Chapel Hill, N.C.
10/16/1990	New Jersey*	W	105-96	University of Toledo, Toledo, Ohio
10/19/1990	Orlando	W	131-97	Charlotte Coliseum, Charlotte, N.C.
10/20/1990	Minnesota	L	88-93	Charlotte Coliseum, Charlotte, N.C.
10/25/1990	at Minnesota	W	94-91 (OT)	Mayo Civic Center, Rochester, Minn.
10/27/1990	at Portland	L	97-112	Memorial Coliseum, Portland, Ore.

All-Time Preseason Results

Date	Opponent	W/L	Score	Site
10/28/1990	at Portland	L	119-133	Univ. of Oregon, Eugene, Ore.
10/12/1989	Dallas*	W	92-91	Ferrell Center, Waco, Texas
10/14/1989	Washington*	L	123-131	Carolina Coliseum, Columbia, S.C.
10/15/1989	Washington*	W	104-88	Winthrop Coliseum, Rock Hill, S.C.
10/20/1989	New Jersey	L	86-98	Trask Coliseum, Wilmington, N.C.
10/21/1989	New Jersey	W	93-81	Charlotte Coliseum, Charlotte, N.C.
10/24/1989	Minnesota*	L	82-88	Rupp Arena, Lexington, Ky.
10/28/1989	at Miami	W	141-114	Miami Arena, Miami, Fla.
10/29/1989	Miami	L	101-106	Greensboro Coliseum, Greensboro, N.C.
10/14/1988	at New Jersey	L	97-118	Madison Square Garden, N.Y.
10/16/1988	New York*	W	126-113	Carolina Coliseum, Columbia, S.C.
10/22/1988	Chicago	L	99-115	Dean Smith Center, Chapel Hill, N.C.
10/23/1988	Chicago*	L	97-118	Richmond Coliseum, Richmond, Va.
10/29/1988	Dallas	W	104-93	Charlotte Coliseum, Charlotte, N.C.
10/30/1988	Cleveland	L	102-110	Memorial Coliseum, Winston-Salem, N.C.
10/31/1988	Cleveland	L	87-100	Cumberland Arena, Fayetteville, N.C.

* - Held at a neutral site
 (**) - not an NBA sanctioned game

All-Time Preseason Records

Year-by-Year Preseason Records

Year	Overall	Home	NBA Road	Neutral*
2012-13	4-4	1-1	1-3	2-0
2011-12	2-0	1-0	1-0	0-0
2010-11	1-7	1-1	0-5	0-1
2009-10	2-6	2-0	0-3	0-3
2008-09	7-0	2-0	1-0	4-0
2007-08	4-4	0-2	1-2	3-0
2006-07	2-5	1-1	1-2	0-2
2005-06	3-5	1-1	1-2	1-2
2004-05	3-5	2-0	0-4	1-1
2003-04	5-3	1-1	2-2	2-0
2002-03	2-6	0-2	0-3	2-1
2001-02	5-3	2-0	2-2	1-1
2000-01	4-3	1-1	1-1	2-1
1999-00	5-3	2-0	1-2	2-1
1998-99	0-2	0-1	0-1	0-0
1997-98	4-4	2-0	0-2	2-2
1996-97	2-6	1-1	0-3	1-2
1995-96	4-4	2-0	1-2	1-2
1994-95	2-5	1-1	0-2	1-2
1993-94	4-4	2-0	0-0	2-4
1992-93	4-5	2-0	0-1	2-4
1991-92	3-5	1-1	0-0	2-4
1990-91	5-3	1-1	0-0	4-2
1989-90	4-4	1-0	1-0	2-4
1988-89	2-5	1-0	0-1	1-4
Totals	81-101	30-15	13-43	38-43

*Denotes game played in non-NBA venue



RECORDS



TEAM HIGHS

Most Points

Season	9030	110.1	1992-93
Game (reg)	141	vs. LAL (124)	24-Nov-93
Game	133	at BOS (129) (2OT)	5-May-99
1st Half	75	vs. NJN (134)	2-Jan-93
2nd Half	75	vs. PHI (48)	12-Apr-93
2nd Half w/OT	80	vs. PHO (80)	27-Jan-98
1st Quarter	44	vs. GSW (29)	6-Feb-92
2nd Quarter	43	vs. POR (23)	14-Jan-05
3rd Quarter	41	vs. LAC (24)	21-Feb-97
		at MIN	
4th Quarter	47	vs. LAL (29)	4-Dec-91
Overtime	20	at TOR (13)	2-Apr-06

Most Field Goals Made

Season	3613		1991-92
Game	58	vs. GSW (58-93)	6-Feb-92
Half	34	vs. GSW (1st)(34-46)	6-Feb-92
Quarter	20	vs. GSW (1st)(20-27)	6-Feb-92
Overtime	7	at PHI (7-9)	16-Jan-89
		vs. GSW (7-12)	20-Nov-92

Most Field Goals Attempted

Season	7568		1991-92
Game	114	at PHO (54-114) (2OT)	6-Feb-08
Game (reg)	111	vs. BOS (48-111)	12-Apr-92
Half	63	vs. HOU (1st)(20-63)	20-Dec-91
Quarter	34	vs. GSW (1st)(14-34)	8-Apr-90
		vs. GSW (1st)(10-34)	26-Mar-91
		vs. HOU (2nd)(9-34)	20-Dec-91
Overtime	12	vs. GSW (7-12)	20-Nov-92

Highest Field Goal Percentage

Season	.487	(3512-7210)	1992-93
Game	.646	vs. IND (51-79)	6-Apr-94
Half	.739	vs. GSW (1st) (34-46)	6-Feb-92
Quarter	.923	vs. DET (3rd) (12-13)	18-Feb-95
Overtime	1.000	at HOU (4-4)	14-Jan-11

Most Three-Point Field Goals Made

Season	630	(630-1621)	2007-08
Game	15	vs. BOS (15-21)	9-Apr-97
		vs. ATL (15-29)	5-Mar-08
		vs. TOR (15-32)	6-Feb-09
		at LAC (15-25)	26-Nov-12
Half	12	vs. LAC (2nd)	25-Jan-08
Quarter	9	vs. POR (2nd)	14-Jan-05

Most Three-Point Field Goals Attempted

Season	1666	(531-1666)	2003-04
Game	32	at TOR (12-32)	14-Dec-08
		vs. TOR (15-32)	6-Feb-09
		at LAL (12-32)	20-Feb-09
Half	21	vs. POR (2nd)	14-Dec-95
Quarter	16	vs. SA (4th)	9-Jan-04

Highest Three-Point Field Goal Percentage

Season	.428	(591-1382)	1996-97
Game	1.000	Done several times most recently: at PHI (4-4)	3-Feb-93

Most Free Throws Made

Season	1863	(1863-2458)	1999-2000
Game	46	vs. TOR (46-60) (OT)	21-Mar-04
Game (reg)	42	at WAS (42-55)	5-Feb-00
		vs. MIA (42-46)	10-Mar-04
Half	34	vs. TOR (34-42) (2nd)	21-Mar-04
Quarter	20	vs. TOR (3rd)	21-Mar-04
		vs. NY (4th)	29-Nov-95

Most Free Throws Attempted

Season	2458	(1863-2458)	1999-2000
Game	60	vs. TOR (46-60) (OT)	21-Mar-04
Game (reg)	55	vs. TOR (41-55)	17-Jan-00
		at WAS (42-55)	5-Feb-00
Half	42	vs. TOR (34-42) (2nd)	21-Mar-04
Quarter	28	at IND (28) (3rd)	27-Mar-96

Highest Free Throw Percentage

Season	.807	(1479-1833)	2008-09
Game	1.000	Several times; most without a miss: 24 vs. PHI most recently: vs. GSW (13-13)	19-Jan-94 18-Mar-13

Most Rebounds

Season	3641		2000-01
Game	71	vs. MIL (2OT)	8-Feb-07
Game (reg)	68	vs. HOU	20-Dec-91
Half	39	vs. HOU (1st)	20-Dec-91
Quarter	24	vs. MIA (4th)	10-Mar-04
Overtime	11	at WAS	30-Jan-93

Most Offensive Rebounds

Season	1164		1991-92
Game	31	vs. MIL (2OT)	8-Feb-07
Game (reg)	29	vs. HOU	20-Dec-91
Half	17	vs. SA (2nd)	9-Jan-04
		at BOS (1st)	19-Nov-03
		at MIN (1st)	22-Jan-95
		vs. ORL (2nd)	11-Feb-93
		vs. SA (4th)	9-Jan-04
Quarter	11	at DEN (1st)	7-Jan-01

Most Defensive Rebounds

Season	2635		1999-2000
Game	48	at GSW (3OT)	23-Nov-04
Game (reg)	46	vs. DEN	12-Dec-92
		vs. SAC	1-Nov-05
Half	28	vs. DAL (1st)	17-Nov-99
		vs. DEN (1st)	12-Dec-92
Quarter	18	vs. MIA (4th)	10-Mar-04

Most Assists

Season	2323		1988-89
Game	41	vs. SAC	2-Dec-97
Half	25	vs. GSW (1st)	6-Feb-92
Quarter	17	vs. GSW (1st)	6-Feb-92
Overtime	6	vs. PHI	4-May-99

Most Steals

Season	822		1991-92
Game	24	at HOU	30-Nov-89
Half	14	vs. DEN (2nd)	19-Feb-92
		at HOU (2nd)	30-Nov-89
Quarter	10	vs. DEN (3rd)	19-Feb-92

Most Personal Fouls

Season	2068		1988-89
Game	39	at CLE	9-Apr-89
		vs. NYK (OT)	2-Nov-90
Half	24	vs. MIN (2nd)	13-Jan-12
Quarter	18	vs. NYK (4th)	31-Oct-97

Most Turnovers

Season	1325		1992-93
Game	33	at WAS	12-Dec-04
		at WAS	23-Nov-93
Half	19	at WAS (1st)	12-Dec-04
		at WAS (2nd)	23-Nov-93
Quarter	13	at MIL (2nd)	9-Mar-91

Most Blocked Shots

Season	480		1990-00
Game	15	vs. DEN	12-Dec-92
Half	10	at ORL (2nd)	3-Nov-90
Quarter	8	vs. GS (3rd)	8-Dec-99

TEAM LOWS

Fewest Points

Season	7252	(88.4)	2004-05
Game (reg)	62	vs. PHI (77)	7-Nov-12
Game (OT)	74	vs. TOR (78)	15-Jan-04
1st Half	23	at PHI (45)	12-Dec-10
2nd Half	16	at LAC (42)	1-Mar-06
1st Quarter	8	vs. UTA (23)	18-Mar-94
2nd Quarter	6	at MIL (20)	27-Feb-96
3rd Quarter	7	Several times	
4th Quarter	6	at HOU	26-Apr-12
Overtime	2	Several times	

Fewest Field Goals Made

Season	2718		2004-05
Game	21	at WAS (21-66)	12-Dec-04
Half	5	at LAC (2nd) (5-34)	1-Mar-06
Quarter	1	at HOU (4th) (1-16)	26-Apr-12
		vs. UTA (3rd) (1-16)	8-Feb-90
		at NYK (3rd) (1-16)	11-Nov-00
		at LAC (4th) (1-14)	1-Mar-06
Overtime	1	Several times	

Fewest Field Goals Attempted

Season	6342		1996-97
Game	57	vs. DET (26-57)	14-Apr-99

Lowest Field Goal Percentage

Season	.415	(2718-6556)	2004-05
Game	.289	vs. PHX (26-90)	30-Dec-11
Half	.143	at PHI (1st) (6-42)	12-Dec-10
Quarter	.048	at PHI (1st) (1-21)	12-Dec-10
Overtime	.091	at SEA	7-Mar-02

Fewest Three-Point Field Goals Made

Season	117	(117-369)	1991-92
Game	0	Several times	
		most recently: at SAC	1-Jan-12

Fewest Three-Point Field Goals Attempted

Season	369	(117-369)	1991-92
Game	0	vs. CLE	4-Nov-88

Lowest Three-Point Field Goal Percentage

Season	.312	(134-430)	1988-89
Game	.000	Several times;	
		most without a make:	
		15 at SAC	1-Jan-12
		most recently: at SAC	1-Jan-12

Fewest Free Throws Made

Season	1269	(1269-1636)	2012-13
Game	2	vs. PHO (2-2)	17-Nov-04
Half	0	Several times	14-Dec-12
		most recently: vs. MIN	

Fewest Free Throws Attempted

Season	1636	(1269-1636)	2012-13
Game	2	vs. PHO (2-2)	17-Nov-04

Lowest Free Throw Percentage

Season	.740	(1436-1941)	2006-07
Game	.333	vs. ATL (4-12)	1-Jan-13

Fewest Rebounds

Season	3173		1989-90
Game	21	at CLE	13-Feb-96

Fewest Offensive Rebounds

Season	802		2008-09
Game	2	Several Times	
		most recently: vs. CHI	12-Feb-11

Fewest Defensive Rebounds

Season	2200		1988-89, 1990-91
Game	11	vs. IND	2-Feb-94

Fewest Assists

Season	1519		2005-06
Game	4	at PHI	12-Dec-10

Fewest Steals

Season	520		2012-13
Game	1	vs. MIA	30-Mar-93
		vs. CHI	4-Jan-96
		at NJN	6-Apr-98
		vs. MIA	20-Feb-00
		vs. HOU	25-Mar-07
		vs. SAS	8-Feb-96
		vs. ORL	4-Mar-13

Fewest Personal Fouls

Season	1531		2007-2008
Game	9	vs. GSW	21-Mar-12
		vs. HOU	25-Mar-07

Fewest Turnovers

Season	974		2007-08
Game	4	at MIN	17-Nov-07

Fewest Blocked Shots

Season	262		1989-90
Game	0	Several times	
		most recently: at LAL	29-Jan-13

Most Points

Season	9300		1991-92
Game (reg)	146	at BOS (125)	7-Feb-90
1st Half	80	at BOS (62)	7-Feb-90
		vs. IND (50)	2-Feb-94
2nd Half	81	vs. ORL (59)	26-Jan-94
2nd Half w/OT	77	vs. MIL (64)	8-Nov-91
1st Quarter	45	at PHI (33)	7-Feb-94
2nd Quarter	47	vs. IND (31)	2-Feb-94
3rd Quarter	48	at ATL (16)	4-Jan-94
4th Quarter	45	vs. ORL (26)	26-Jan-94
Overtime	19	at LAC (10)	21-Dec-04
	19	at MIA (12)	15-Nov-05

OPPONENT TEAM HIGHS

Most Points

Season	9300	113.4	1992-93
Game (reg)	146	@ BOS (125)	24-Nov-93
1st Half	80	@ BOS (62)	2-Jan-93
		vs. IND (50)	
2nd Half	81	vs. ORL (59)	12-Apr-93
2nd Half w/OT	77	vs. MIL (64)	27-Jan-98
1st Quarter	45	vs. PHI (33)	6-Feb-92
2nd Quarter	47	vs. IND (31)	14-Jan-05
3rd Quarter	48	vs. ATL (16)	21-Feb-97
4th Quarter	45	at ORL (26)	9-Apr-08
Overtime	19	vs. LAC (10)	4-Dec-91
	19	at MIA (12)	2-Apr-06

Most Field Goals Made

Season	3717		1991-92
Game	62	vs. ORL (62-95)	26-Jan-94
Half	33	vs. IND (1st)	2-Feb-94
		vs. ORL (2nd)	26-Jan-94
		at IND (2nd)	26-Feb-93
Quarter	22	at ATL (3rd)	4-Jan-94

Most Field Goals Attempted

Season	7698		1992-93
Game	117	at SEA (61-117)	4-Mar-93
Half	60	at DET (1st)	26-Mar-93
		at SEA (1st)	4-Mar-93
		vs. DEN (1st)	12-Dec-92
		at NJN (2nd)	17-Mar-91
Quarter	34	at MIL (1st)	24-Apr-93
		at NJN (1st)	11-Jan-90

Highest Field Goal Percentage

Season	.500	(3555-7113)	1988-89
Game	.684	vs. CHI (52-76)	22-Feb-89
Half	.783	at HOU (29-37, 2nd)	30-Nov-89
Quarter	.944	at CLE (17-18, 2nd)	29-Jan-91

Most Three-Point Field Goals Made

Season	632	(632-1688)	2012-13
Game	20	at PHO (20-34)	17-Apr-06
Half	12	vs. DEN (2nd)	14-Mar-11
		at PHO (2nd)	17-Apr-06
		vs. POR (1st)	14-Jan-05
Quarter	9	at GS (4th)	17-Mar-10
		at HOU (2nd)	8-Mar-08

Most Three-Point Field Goals Attempted

Season	1688	(632-1688)	2012-13
Game	37	at LAC (18-37)	26-Nov-12
Half	23	at LAC (2nd)	26-Nov-12
Quarter	13	Several times	

Most Free Throws Made

Season	2,040		1988-89
Game	43	vs. ATL (43-54)	10-Apr-89
Half	29	at PHI (2nd)	8-Apr-98
Quarter	22	at NJN (4th)	10-Dec-90

Most Free Throws Attempted

Season	2,629		1988-89
Game	56	at CLE (42-56)	9-Apr-89
Half	36	at PHI (2nd)	8-Apr-98
Quarter	28	vs. BOS (4th)	22-Nov-95

Highest Free Throw Percentage

Season	.784	(1865-2380)	1989-90
Game	1.000	Several times;	7-Feb-11
		most without a miss: 25 vs. MIN	

Most Rebounds

Season	3,834		1991-92
Game	75	at NYK	7-Mar-92
Half	40	at NYK (1st)	7-Mar-92
Quarter	23	at SAC (4th)	13-Jan-94
		at NYK (1st)	2-Jan-94

Most Offensive Rebounds

Season	1,350		1992-93
Game	31	at NJN	17-Mar-91
Half	21	at NJN (2nd)	17-Mar-91
Quarter	12	at DET (4th)	17-Jan-09
		at WAS (1st)	8-Nov-96
		at MIL (1st)	24-Apr-93

Most Defensive Rebounds

Season	2,391		2012-13
Game	47	at PHO	29-Nov-91
Half	27	vs. IND	2-Feb-94
Quarter	16	vs. DAL	21-Jan-12
		at MIL	10-Jan-00
		vs. IND	2-Feb-94

Most Assists

Season	2,366		1991-92
Game	47	at PHO	29-Nov-91
Half	27	vs. IND	2-Feb-94

Most Steals

Season	710		1988-89
Game	20	at WAS	12-Dec-04
Half	12	at CHI	19-Jan-00
		at CHI	7-Feb-89
Quarter	9	at ATL	3-Mar-89

Most Personal Fouls

Season	2,076		1999-2000
Game	38	vs. PHO (20T)	27-Jan-98
Half	23	vs. NYK	31-Oct-97
Quarter	16	vs. BOS	4-Apr-00
		at SAC	27-Feb-91

Most Turnovers

Season	1,425		1988-89
Game	32	vs. IND	4-Nov-99
Half	19	vs. ATL (2nd)	29-Oct-03
		at MIA (1st)	24-Nov-90
		at HOU (2nd)	30-Nov-89
Quarter	13	vs. ATL (3rd)	29-Oct-03

Most Blocked Shots

Season	524		1991-92
Game	17	vs. DAL	22-Feb-13
Half	11	vs. HOU (1st)	20-Dec-91
Quarter	8	at CLE (3rd)	21-Dec-91

OPPONENT TEAM LOWS

Fewest Points

Season	7367			2000-01
Game (reg)	56	vs. MIA (65)		20-Dec-00
1st Half	26	vs. MIA (35)		20-Dec-00
		vs. POR (38)		13-Feb-13
2nd Half	24	at HOU (33)		19-Jan-12
1st Quarter	10	vs. SAS (16)		24-Feb-00
2nd Quarter	7	vs. MIA (16)		23-Dec-95
3rd Quarter	7	at HOU (24)		29-Dec-02
4th Quarter	7	at HOU		13-Feb-12
Overtime	0	at DEN (2)		13-Jan-97

Fewest Field Goals Made

Game	19	vs. MIA (19-65)		20-Dec-00
------	----	-----------------	--	-----------

Fewest Field Goals Attempted

Game	57	vs. CLE (33-57) at IND (29-57)		26-Dec-97 22-Nov-97
------	----	-----------------------------------	--	------------------------

Lowest Field Goal Percentage

Season	.426	(2767-6501)		2000-01
Game	.270	at TOR (24-89)		20-Nov-00

Fewest Free Throws Made

Game	0	at TOR (0-3)		9-Jan-96
------	---	--------------	--	----------

Fewest Free Throws Attempted

Game	3	at TOR (0-3)		9-Jan-96
------	---	--------------	--	----------

Lowest Free Throw Percentage

Game	.000	at TOR (0-3)		9-Jan-96
------	------	--------------	--	----------

Fewest Rebounds

Season	3224	1997-98		
Game	18	at DET		28-Nov-01

Fewest Offensive Rebounds

Game	2	Several times most recently: at SAS		21-Dec-12
------	---	--	--	-----------

Fewest Defensive Rebounds

Game	13	at DET		28-Nov-01
------	----	--------	--	-----------

Fewest Assists

Game	8	at LAC		14-Dec-05
------	---	--------	--	-----------

Fewest Personal Fouls

Game	10	Several times most recently: vs. POR		10-Mar-13
------	----	---	--	-----------

Fewest Steals

Game	0	Several times most recently: vs. NYK		10-Feb-06
------	---	---	--	-----------

Fewest Turnovers

Game	4	at IND vs. LAL		27-Mar-98 5-Feb-11
------	---	-------------------	--	-----------------------

Fewest Blocked Shots

Game	0	Several Times most recently: vs. LAC		22-Mar-12
------	---	---	--	-----------

INDIVIDUAL HIGHS

Points

Season	2115	Glen Rice	(26.8)		1996-97
Game	50	Jamal Mashburn	vs. MEM (OT)		21-Feb-03
		Glen Rice	vs. BOS (OT)		6-Mar-97
Game (reg)	48	Larry Johnson	vs. BOS		22-Nov-95
		David West	at HOU		29-Dec-09
Half	44	David West	(2nd) at HOU		29-Dec-08
Quarter	23	Marcus Thornton	(2nd) at CLE		23-Feb-10
Overtime	12	Larry Johnson	vs. TOR		11-Nov-95

Most Field Goals Made

Season	728	Larry Johnson	(728-1385)		1992-93
Game	18	Jamal Mashburn	(18-27) vs. BOS (OT)		6-Mar-97
		Chris Paul	(18-33) at PHO (2OT)		6-Feb-08
		David West	(18-30) at HOU		29-Dec-09
Half	12	Jamal Mashburn	(12) vs. NJN (1st)		27-Feb-02
Quarter	10	Marcus Thornton	(10) at CLE (2nd)		23-Feb-10

Most Field Goals Attempted

Season	1586	Jamal Mashburn	(670-1586)		2002-03
Game	33	Jamal Mashburn	(17-33) vs. MEM (OT)		21-Feb-03
		Chris Paul	(18-33) at PHO (2OT)		6-Feb-08
Game (reg)	32	Rex Chapman	(17-32) at NYK		27-Nov-89
Half	20	Jamal Mashburn	(-20) at DET (2nd)		22-Feb-03
		Rex Chapman	(-20) at NYK (2nd)		27-Nov-89
Quarter	13	Marcus Thornton	(-13) at CLE (2nd)		23-Feb-10

Highest Field Goal Percentage (min. 250 attempts)

Season	.624	Tyson Chandler	(292-468)		2006-07
Game	1.000	Several times; most made without a miss:			
		Anthony Mason	vs. ORL		17-Feb-97

Most Consecutive Field Goals Made

Season	14	Brad Miller	24-Mar-99 (last 9)		28-Mar-99 (first 5)
		David West	26-Jan-08 (last 10)		28-Jan-08 (first 4)
Game	12	Willie Green	vs. PHO 8-Apr-11		

Most 3-Point Field Goals Made

Season	231	Peja Stojakovic	(231-524)		2007-08
Game	10	Peja Stojakovic	at LA Lakers (10-13)		6-Nov-07
Half	7	Peja Stojakovic	at LA Lakers (7-9) (2nd)		6-Nov-07
		Ryan Anderson	at PHO (7-9) (2nd)		23-Nov-12
Quarter	5	Several times Most recent: Ryan Anderson	vs. SAC (2nd)		21-Jan-13

Most 3-Point Field Goals Attempted

Season	582	Baron Davis	(187-582)		2003-04
Game	14	Three Times			
		Most Recent: Ryan Anderson	(7-14) vs. SAC		21-Jan-13
Half	10	Baron Davis	(-10) at NYK (2nd)		29-Nov-03
Quarter	8	Ryan Anderson	(5-8) vs. SAC (2nd)		21-Jan-13

Highest 3-Point Field Goal Percentage (min. 200 attempts)

Season	.470	Glen Rice	207-of-440		1996-97
Game	1.000	Several times Most made without a miss: 7			
		Bobby Jackson	vs. MIA		11-Jan-08

Most Consecutive 3-Point Field Goals Made

Season	9	Morris Peterson	11-Nov-07 through 14-Nov-07		
		Bryce Drew	21-Jan-02 through 26-Jan-02		

Most Consecutive Games With 3-Point Field Goal

62 games	Peja Stojakovic	16-Jan-08 through 10-Dec-08			
----------	-----------------	-----------------------------	--	--	--

Most Free Throws Made

Season	495	Alonzo Mourning	(495-634)		1992-93
Game	18	Johnny Newman	(18-22) at DAL		19-Jan-91
		Larry Johnson	(18-19) at GSW		2-Dec-92
Half	13	Alonzo Mourning	(13) at DET (2nd)		14-Apr-95
Quarter	10	Baron Davis	(10) vs. IND (4th)		15-Feb-02
		Kelly Tripucka	(10) at HOU (4th)		30-Nov-89

Most Free Throw Attempts

Season	644	Alonzo Mourning	(490-644)		1994-95
Game	22	Johnny Newman	(18-22) at DAL		19-Jan-91
Half	15	Alonzo Mourning	at DET (2nd)		14-Apr-95
Quarter	13	Alonzo Mourning	vs. WAS (3rd)		23-Nov-93

Highest Free Throw Percentage

Season	.929	Peja Stojakovic	(130-140) (min. 140 attempts)		2007-08
Game	1.000	Several times; most made without a miss:			
		Anthony Mason	15 vs. TOR (OT)		31-Mar-00

Most Consecutive Free Throws Made

Season	43	Dell Curry	5-Nov-94 through 16-Dec-94		
			31-Jan-97 through 26-Mar-97		

Most Rebounds

Season	928	Tyson Chandler	(11.7)		2007-08
Game	23	Larry Johnson	vs. MIN		10-Mar-92
		Tyson Chandler	at MEM		13-Feb-07
Half	17	Tyson Chandler	vs. SEA (1st)		16-Jan-08
		Al-Farouq Aminu	at DAL (1st)		17-Apr-13
Quarter	14	Al-Farouq Aminu	at DAL (1st)		17-Apr-13

Most Offensive Rebounds

Season	323	Larry Johnson			1991-92
Game	12	Tyson Chandler	at MEM		13-Feb-07
		Tyson Chandler	at POR		17-Dec-07
		Emeka Okafor	vs. TOR		17-Jan-11
Half	8	Alonzo Mourning	vs. SEA (1st)		9-Mar-95
		Tyson Chandler	vs. LAL (2nd)		14-Mar-08
Quarter	6	Several times			

Most Defensive Rebounds

Season	649	Anthony Mason			1997-98
Game	20	Larry Johnson	vs. LAL		24-Nov-93
Half	13	Tyson Chandler	vs. SEA (1st)		16-Jan-08
Quarter	10	Elden Campbell	vs. CHI (3rd)		15-Mar-00

Most Assists

Season	925	Chris Paul	11.6 apg		2007-08
Game	21	Chris Paul	at LAL		6-Nov-07
Half	14	Chris Paul	at LAL		6-Nov-07
Quarter	11	Michael Holton	vs. PHI (1st)		1-Dec-89

Most Steals

Season	217	Chris Paul	2.71 spg		2007-08
Game	9	Eddie Jones	vs. IND		4-Nov-99
		Chris Paul	at DAL		20-Feb-09
Half	7	Chris Paul	vs. DAL (1st)		20-Feb-08
Quarter	6	Bonzi Wells	vs. BOS (4th)		22-Mar-08

Most Personal Fouls

Season	292	J.R. Reid	(3.6)		1989-90
--------	-----	-----------	-------	--	---------

Most Disqualifications

Season	11	Matt Geiger			1995-96
--------	----	-------------	--	--	---------

INDIVIDUAL HIGHS

Most Turnovers

Season	247	Creivis Vasquez	(3.2)	2012-13
Game	10	Darren Collison	vs. BOS	10-Feb-10
Half	6	Several times		
Quarter	6	Larry Johnson	at NJN (4th)	24-Mar-93

Most Blocked Shots

Season	271	Alonzo Mourning	(3.47)	1992-93
Game	12	Vlade Divac	vs. NJN	12-Feb-97
Half	8	Vlade Divac	vs. NJN	12-Feb-97
Quarter	5	Several times	vs. HOU	21-Feb-10
		Most recent: Emeka Okafor		

Most Minutes Played

Season	3362	Glen Rice	(42.6)	1996-97
Game (reg)	48	Several times		
Game (total)	55	Larry Johnson	at DEN (2OT)	26-Mar-96

OPPONENT INDIVIDUAL HIGHS

Most Points

Game	57	Reggie Miller	vs. IND	28-Nov-92
Half	35	Michael Jordan	(2nd) at CHI	12-Mar-93
Quarter	24	Michael Jordan	at WAS (1st)	29-Dec-01
		Salim Stoudamire	vs. ATL (4th)	18-Nov-05
		Kevin Martin	at SAC (4th)	23-Feb-09

Most Field Goals Made

Game	22	Karl Malone	(22-28) vs. UTA	22-Dec-89
		Patrick Ewing	(22-31) at NYK	1-Dec-90
Half	15	Michael Jordan	at WAS (1st)	29-Dec-01
Quarter	10	Jamal Crawford	at CHI (4th)	6-Dec-03
		Michael Jordan	at WAS (1st)	29-Dec-01

Most Field Goals Attempted

Game	38	Michael Jordan	(21-38) at WAS	29-Dec-01
Half	22	Michael Jordan	at WAS	29-Dec-01
Quarter	14	Michael Jordan	at WAS	29-Dec-01

Highest Field Goal Percentage

Game	1,000	Several times; most made without a miss:		
	13	Vin Baker	at MIL	20-Apr-97

Most Three-Point Field Goals Made

Game	10	Ray Allen	(10-14) at MIL	14-Apr-02
Half	8	Ray Allen	at MIL (2nd)	14-Apr-02
Quarter	6	Caron Butler	(6-8) at LAC (3rd)	26-Nov-12

Most Three-Point Field Goals Attempted

Game	16	Quentin Richardson	(9-16) vs. PHO	29-Dec-04
Half	10	Damon Stoudamire	(8-16) vs. POR	14-Jan-05
Quarter	8	Caron Butler	(6-8) at LAC (3rd)	26-Nov-12

Most Free Throws Made

Game	21	Reggie Miller	(21-23) vs. IND	28-Nov-92
Half	14	Moses Malone	vs. ATL	10-Apr-89
Quarter	11	Rod Strickland	vs. WAS	5-Mar-99

Most Free Throw Attempts

Game	23	Reggie Miller	(21-23) vs. IND	28-Nov-92
Half	18	Moses Malone	vs. ATL (2nd)	10-Apr-89
Quarter	14	Moses Malone	vs. ATL (4th)	10-Apr-89

Most Rebounds

Game	32	Dennis Rodman	vs. DET (OT)	28-Jan-92
Game (reg)	28	Dennis Rodman	vs. SAS	1-Dec-93
Half	16	Dennis Rodman	at DET (1st)	23-Dec-92
Quarter	12	Samuel Dalembert	at PHI (1st)	11-Jan-10

Most Offensive Rebounds

Game	14	Shaquille O'Neal	vs. ORL (OT)	9-Nov-94
Game (reg)	11	Several times		
		Most recent: Charles Oakley	at NYK	2-Feb-97
Half	9	Dennis Rodman	at DET (1st)	23-Dec-92
Quarter	6	Several times		

Most Defensive Rebounds

Game	23	Dikembe Mutombo	at DEN (2OT)	26-Mar-96
Game (reg)	19	Several times		
		Most recent: Dikembe Mutombo	at DEN	3-Dec-94
Half	12	Several times		
Quarter	10	Samuel Dalembert	at PHI	11-Jan-10

Most Assists

Game	20	Kevin Johnson	at PHO (OT)	21-Mar-90
Game (reg)	19	Mark Jackson	vs. IND	28-Mar-97
		Sam Cassell	vs. MIL	29-Dec-99
Half	13	Magic Johnson (1st)	vs. LAL	24-Jan-91
Quarter	11	Magic Johnson (1st)	vs. LAL	24-Jan-91

Most Steals

Game	7	Scottie Pippen	at CHI	7-Feb-89
		Mark Jackson	at NYK	23-Feb-89
		Michael Williams	vs. IND	9-Apr-91
		Danny Manning	vs. ATL	16-Mar-94
		Raymonds Workman	at MIL	16-Apr-99
Half	6	Darrell Walker (2nd)	vs. WAS	3-Nov-89
Quarter	5	Andre Miller (1st)	vs. DEN	23-Jan-04
		Eric Snow (3rd)	at PHI	10-Mar-99

Most Turnovers

Game	10	LeBron James	vs. CLE (OT)	28-Mar-05
		Steve Nash	at PHO (2OT)	6-Feb-08
Game (reg)	9	Several times		
		Most recent: Jeremy Lin	vs. NYK	17-Feb-12
Half	9	LeBron James	vs. CLE	28-Mar-05
Quarter	5	Several times		

Most Blocked Shots

Game	11	Roy Hibbert	at IND	21-Nov-12
Game (reg)	11	David Robinson	vs. SAS	2-Feb-90
Half	8	Hakeem Olajuwon	vs. HOU (1st)	20-Dec-91
		David Robinson	vs. SAS (2nd)	2-Feb-90
Quarter	7	Larry Nance	vs. CLE (3rd)	21-Dec-91

Most Minutes Played

Game	58	Ron Mercer	vs. CHI (3OT)	9-Jan-01
------	----	------------	---------------	----------

Most Personal Fouls

Half	6	Several times		
Quarter	6	Henry James	at ATL (4th)	21-Dec-96

MISCELLANEOUS RECORDS

Franchise - Team All-Time Top Performances

Most Points		
141	vs. L.A. Lakers	24-Nov-93
136	vs. Philadelphia vs. Boston	27-Feb-92 9-Apr-97
135	vs. Golden State	8-Mar-10
134	at Cleveland vs. Dallas	9-Apr-92 17-Nov-92
133	at Boston (ZOT)	5-May-99
Fewest Points		
62	vs. Philadelphia	7-Nov-12
65	vs. Miami at Boston	20-Dec-00 12-Mar-03
66	vs. Philadelphia at L.A. Lakers	5-Feb-99 12-Mar-02
67	vs. Utah at Cleveland	8-Apr-08 5-Dec-00
67	Done five times	13-Apr-09
68	Done seven times	
69	Done three times	
FG Percentage		
646	vs. Indiana (51-79)	6-Apr-94
638	at Houston (51-80)	14-Apr-10
624	vs. Golden State (58-93)	6-Feb-92
622	at Golden State (46-74)	26-Jan-11
621	vs. Indiana (41-66)	28-Mar-97
615	vs. Detroit (40-65)	18-Feb-95
Opponents - Team All-Time Top Performances		
Most Points		
146	at Boston	7-Feb-90
145	vs. Orlando	26-Jan-94
141	at Cleveland	9-Apr-92
139	at New York	23-Feb-89
138	at Seattle at Golden State	4-Mar-93 5-Mar-90
Fewest Points		
59	vs. Miami at Atlanta	20-Dec-00 10-Jan-91 21-Jan-11
63	vs. Portland	13-Feb-13
64	at Toronto	20-Nov-00
66	vs. Philadelphia at Indiana	5-Apr-95 13-Feb-01
67	vs. Orlando at Charlotte	27-Jan-12 16-Apr-12
FG Percentage		
684	vs. Chicago (52-76)	22-Feb-89
653	vs. Orlando (62-95)	26-Jan-94
643	at Indiana (45-70)	13-Feb-90
640	at Milwaukee (55-88)	10-Jan-00
637	at Boston (58-91)	7-Feb-90
Franchise - Individual All-Time Top Performances		
Points		
50	Jamal Mashburn vs. Memphis (OT)	21-Feb-03
48	Glen Rice vs. Boston (OT)	6-Mar-97
44	Larry Johnson vs. Boston	22-Nov-95
44	David West at Houston	29-Dec-09
43	Glen Rice vs. Milwaukee	31-Jan-97
	Chris Paul vs. Memphis (OT)	7-Dec-07
	Chris Paul at Golden State	3-Apr-09
Rebounds		
23	Larry Johnson vs. Minnesota	10-Mar-92
	Tyson Chandler at Memphis	13-Feb-07
22	P.J. Brown vs. Denver	7-Jan-02
	Anthony Mason at Dallas	25-Feb-97
Assists		
21	Larry Johnson vs. L.A. Lakers	24-Nov-93
	Alonzo Mourning vs. Detroit	16-Apr-93
	Alonzo Mourning at Utah	1-Mar-93
	Kurt Rambis vs. San Antonio	25-Feb-89
	Tyson Chandler vs. Milwaukee (ZOT)	8-Feb-07
	Tyson Chandler vs. L.A. Lakers	23-Mar-07
	Tyson Chandler vs. Detroit	5-Dec-07
	Tyson Chandler at Golden State	4-Jan-08
21	Jamaal Magloire at Toronto	7-Mar-04
	Anthony Mason vs. Denver	11-Dec-96
	Matt Geiger vs. Philadelphia	27-Jan-96
	Arnon Gilliam at Houston	6-Dec-90
	Kurt Rambis vs. Dallas	16-Dec-88
20	Tyson Chandler vs. Seattle	16-Jan-08
	Done 12 times; most recently:	
	Al-Farouq Aminu at Dallas	17-Apr-13
Assists		
21	Chris Paul at L.A. Lakers	6-Nov-07
20	Chris Paul at Cleveland	26-Mar-08
	Chris Paul vs. Milwaukee	27-Feb-09
	Darren Collison vs. Golden State	8-Mar-10
19	Muggsy Bogues vs. Milwaukee	18-Feb-94
	Muggsy Bogues vs. L.A. Lakers	24-Nov-93
	Muggsy Bogues at Boston	23-Apr-89
	Chris Paul at Sacramento	1-Feb-06
	Chris Paul vs. Denver	18-Dec-09
	Chris Paul vs. Miami	5-Nov-10
18	Chris Paul at Orlando	14-Apr-94
	Muggsy Bogues vs. Portland	6-Jan-94
	Muggsy Bogues at Boston	7-Feb-90
	Muggsy Bogues vs. Dallas	19-Dec-89
	Chris Paul vs. Chicago	1-Dec-06
	Chris Paul vs. Atlanta	5-Mar-08
	Chris Paul vs. Toronto	6-Nov-09
	Chris Paul vs. New Jersey	8-Jan-10
	Darren Collison at Memphis (OT)	30-Jan-10
	Brian Roberts vs. Denver	25-Mar-13
Opponents - Individual All-Time Top Performances		
Points		
57	Reggie Miller vs. Indiana	28-Nov-92
54	Damon Stoudamire vs. Portland	14-Jan-05
52	Michael Jordan at Chicago	12-Mar-93
	David Robinson at San Antonio	16-Jan-93
	Terry Cummings at San Antonio	31-Jan-90
	Karl Malone vs. Utah	22-Dec-89
51	Michael Jordan at Washington	29-Dec-01
Rebounds		
32	Dennis Rodman vs. Detroit (OT)	28-Jan-92
31	Dikembe Mutombo at Denver (ZOT)	26-Mar-96
28	Dennis Rodman vs. San Antonio	1-Dec-93
27	Dennis Rodman vs. Detroit	23-Dec-92
Assists		
20	Kevin Johnson at Phoenix (OT)	21-Mar-90
19	Mark Jackson vs. Indiana	28-Mar-97
	Sam Cassell vs. Milwaukee	29-Dec-99
18	Robert Pack at Washington	8-Nov-95
	Mark Jackson at Denver (OT)	13-Jan-97
	Gary Grant at L.A. Clippers	16-Jan-90
	Tony Parker vs. San Antonio	23-Jan-12
17	Gary Payton at Seattle	27-Mar-96
	John Stockton vs. Utah	13-Mar-96
	John Stockton at Utah	4-Dec-93
	Mookie Blaylock vs. Atlanta	10-Apr-93
	Magic Johnson vs. L.A. Lakers	24-Jan-91
	Baron Davis at L.A. Clippers	15-Mar-10

MISCELLANEOUS RECORDS

Rookie Highs

Most Points				
Season	1,639	Alonzo Mourning	(21.0)	1992-93
Game	37	Rex Chapman vs. SAC	12-Mar-89	
		Alonzo Mourning at IND	19-Mar-93	
		Marcus Thornton at CLE	23-Feb-10	
Most Field Goals Made				
Season	616	Larry Johnson	(616-1258)	1991-92
Game	16	Rex Chapman vs. SAC (16-28)	12-Mar-89	
		Larry Johnson vs. DEN (16-25)	19-Feb-92	
Most Field Goals Attempted				
Season	1,271	Rex Chapman	(526-1271)	1988-89
Game	28	Rex Chapman at NJN (12-28)	2-Mar-89	
		Rex Chapman vs. SAC (16-28)	12-Mar-89	
Highest Field Goal Percentage				
Season	.549	Eddie Robinson	(212-386)	1999-2000
			(min. 250 attempts)	
Most Three-Point Field Goals Made				
Season	117	Marcus Thornton	(117-313)	2009-10
Game	6	J.R. Smith at MEM (6-9)	26-Mar-05	
		Marcus Thornton vs. SAS (6-7)	1-Mar-10	
Most Three-Point Field Goals Attempted				
Season	313	Marcus Thornton	(117-313)	2009-10
Game	10	Rex Chapman vs. CHA (4-10)	7-Apr-10	
Highest Three-Point Field Goal Percentage				
Season	.549	Eddie Robinson	(212-386)	1999-2000
			(min. 250 attempts)	
Most Free Throws Made				
Season	495	Alonzo Mourning	(495-634)	1992-93
Game	14	Jerome Dyson (14-16) at MEM	18-Apr-12	
		Chris Paul (14-17) at NYK	21-Jan-06	
Most Free Throws Attempted				
Season	634	Alonzo Mourning	(495-634)	1992-93
Game	17	Chris Paul at NYK	21-Jan-06	
		Brad Miller (14-17) at BOS (ZOT)	5-May-99	
Highest Free Throw Percentage				
Season	.851	Darren Collison	(148-174)	2009-10
			(min. 150 attempts)	
Most Rebounds				
Season	899	Larry Johnson	(11.0)	1991-92
Game	23	Larry Johnson vs. MIN	10-Mar-92	
Most Assists				
Season	611	Chris Paul	(7.8)	2005-06
Game	20	Darren Collison vs. GSW	8-Mar-10	
Most Blocked Shots				
Season	271	Alonzo Mourning	(3.47)	1992-93
Game	9	Alonzo Mourning at CHI	22-Jan-93	
		Alonzo Mourning at UTA	1-Mar-93	
Most Steals				
Season	175	Chris Paul	(2.24)	2005-06
Game	7	Chris Paul vs. UTA	22-Feb-06	
Most Minutes Played				
Season	3,047	Larry Johnson	(37.2)	1991-92
Game	49	Larry Johnson vs. DET (OT)	28-Jan-92	

Margins / Leads / Highest Score

Biggest Victories			
Margin	Opponent	Score	Date
53	vs. Philadelphia	136-84	27-Feb-92
43	at New York	111-68	21-Jan-02
42	vs. Sacramento	101-59	10-Jan-91
41	at Atlanta	100-59	21-Jan-11
39	vs. Indiana	129-90	6-Apr-94
36	at Toronto	100-64	20-Nov-00
36	vs. Portland	99-63	13-Feb-13
Biggest Defeats			
Margin	Opponent	Score	Date
-50	at Milwaukee	87-137	10-Jan-00
-45	at Oklahoma City	74-119	27-Feb-13
-41	at L.A. Lakers	66-107	12-Mar-0
-40	at Seattle	88-128	7-Nov-89
-40	vs. Cleveland	93-133	4-Nov-88
-39	at Atlanta	94-133	4-Jan-94
-37	at Seattle	95-132	27-Mar-96
-37	at Indiana	96-133	27-Mar-88
-37	at Phoenix	78-115	17-Apr-06
Biggest Leads That Got Away			
Margin	Opponent	Score	Date
27	at Portland	91-92	10-Nov-06
25	at Minnesota	101-105	1-Mar-96
25	at Cleveland	100-104	23-Feb-04
25	vs. L.A. Lakers	102-108	6-Mar-13
23	vs. New Jersey	95-93	24-Feb-92
23	at Orlando	100-103	21-Sep-96
22	vs. Indiana	75-81	22-Dec-12
21	vs. Portland	110-116	6-Jan-94
21	vs. Denver	103-96	30-Mar-01
20	vs. Orlando	95-97	26-Mar-03
20	vs. Portland	89-97	2-Feb-09
Biggest Comebacks			
Margin	Opponent	Score	Date
-23	vs. Sacramento	94-91	15-Dec-10
-22	at Boston	111-109	26-Nov-95
-21	at Milwaukee	119-110	4-Mar-92
-21	vs. Golden State	117-110	20-Nov-92
-21	at Charlotte	98-95	29-Dec-12
-20	vs. New York	102-99	8-Jan-94
-20	at L.A. Lakers	105-101	7-Mar-93
-20	vs. Golden State	97-94	26-Mar-91
-20	at L.A. Clippers	118-101	10-Mar-00
-19	vs. Washington	97-96	13-Feb-06
-19	at Utah	76-75	22-Nov-04
-19	vs. Chicago	102-95	9-Jan-01
-19	at L.A. Clippers	111-98	21-Feb-98
-19	at Cleveland	110-105	7-Apr-97
-19	vs. Chicago	115-104	20-Feb-95
-19	vs. Detroit	108-103	23-Apr-94
Highest Scoring Games-Both Teams Combined			
Points	Final Score	Site	Date
275	Cleveland 141, Charlotte 134	at Cleveland	9-Apr-92
271	Boston 146, Charlotte 125	at Boston	7-Feb-90
266	New Orleans 135, Golden State 131	at New Orleans	8-Mar-10
265	Orlando 145, Charlotte 120	at Charlotte	26-Jan-94
265	Charlotte 141, Lakers 124	at Charlotte	24-Nov-93
264	New York 134, Charlotte 130	at Charlotte (OT)	2-Nov-90
Lowest Scoring Games-Both Teams Combined			
Points	Final Score	Site	Date
121	Charlotte 65, Miami 56	at Charlotte	20-Dec-00
137	Cleveland 71, Charlotte 66	at Cleveland	5-Dec-00
139	Philadelphia 77, New Orleans 62	New Orleans	7-Nov-12
142	San Antonio 72, Charlotte 70	at Charlotte	24-Feb-00
142	New Orleans 75, Charlotte 67	at Charlotte	16-Apr-12
143	Charlotte 77, Indiana 66	at Indiana	13-Feb-01
	Denver 76, New Orleans 67	at Denver	29-Nov-04
	Utah 77, New Orleans 66	New Orleans	8-Apr-08
144	Philadelphia 78, Charlotte 66	at Charlotte	5-Feb-99
	Charlotte 73, New Orleans 71	at New Orleans	12-Mar-12

PLAYOFF RECORDS

1993 First Round vs. Boston Celtics

Player	G	GS	MIN	FG	FGA	PCT	3FG	FGA	PCT	FT	FTA	PCT	OFF	DEF	TOT	AST	PF	DQ	STL	TO	BLK	PTS	AVG
Mourning	4	4	152	29	55	.527	0	0	---	37	45	.822	10	30	40	4	19	1	2	14	16	95	23.8
Johnson	4	4	163	35	57	.614	0	0	---	18	22	.818	10	27	37	17	11	0	3	8	2	88	22.0
Gill	4	4	160	33	81	.407	0	3	.000	12	17	.706	8	4	12	14	14	0	3	8	5	78	19.5
Curry	4	0	91	21	43	.488	5	1	.455	2	4	.500	4	9	13	10	6	0	5	2	0	49	12.3
Bogues	4	4	154	17	39	.436	0	1	.000	1	3	.333	3	8	11	39	4	0	6	6	0	35	8.8
Newman	4	4	79	11	22	.500	0	1	.000	6	9	.667	6	2	8	6	4	0	6	6	1	28	7.0
Gattison	4	0	105	12	20	.600	0	0	---	2	8	.250	6	10	16	10	10	0	4	5	0	26	6.5
Bennett	3	0	27	4	11	.364	1	4	.250	0	0	---	0	2	2	4	4	0	1	0	0	9	3.0
Wingate	4	0	42	4	5	.800	0	0	---	1	2	.500	1	1	2	6	1	0	1	0	0	9	2.3
Green	4	0	33	3	9	.333	0	0	---	0	0	---	3	8	11	0	4	0	0	0	1	6	1.5
Gminski	1	0	1	0	0	---	0	0	---	0	0	---	0	0	0	0	0	0	0	0	0	0	0.0
Lynch	1	0	3	0	0	---	0	0	---	0	0	---	0	0	0	1	0	0	0	0	0	0	0.0
CHA	4	---	1010	169	342	.494	6	20	.300	79	110	.718	51	101	152	111	77	1	36	51	23	423	105.8
BOS	4	---	1010	169	359	.471	7	28	.250	57	69	.826	58	108	166	87	87	0	18	59	25	402	100.5

1993 Second Round vs. New York Knicks

Player	G	GS	MIN	FG	FGA	PCT	3FG	FGA	PCT	FT	FTA	PCT	OFF	DEF	TOT	AST	PF	DQ	STL	TO	BLK	PTS	AVG
Mourning	5	5	215	42	93	.452	0	2	.000	35	48	.729	18	31	49	9	18	0	4	23	15	119	23.8
Johnson	5	5	185	33	65	.508	1	4	.250	23	30	.767	9	16	25	13	16	0	2	11	0	90	18.0
Gill	5	5	193	32	81	.395	1	3	.333	13	18	.722	18	16	34	12	15	0	13	14	3	78	15.6
Bogues	5	5	192	22	43	.512	0	1	.000	9	11	.818	3	22	25	31	17	0	18	11	0	53	10.6
Curry	5	0	131	21	54	.389	1	10	.100	7	7	1.000	7	12	19	8	13	0	8	11	0	50	10.0
Newman	5	5	94	17	33	.515	1	4	.250	5	7	.714	1	10	11	12	15	0	4	9	0	40	8.0
Gattison	5	0	82	10	26	.385	0	0	---	7	13	.538	13	10	23	1	8	0	1	2	1	27	5.4
Bennett	5	0	59	8	14	.571	3	4	.750	2	2	1.000	1	6	7	9	4	0	1	5	1	21	4.2
Wingate	5	0	75	4	17	.235	0	0	---	2	6	.333	3	7	10	9	8	0	3	1	1	10	2.0
Gminski	1	0	4	1	2	.500	0	0	---	0	0	---	0	1	1	0	0	0	0	0	0	2	2.0
Green	5	0	45	4	9	.444	0	0	---	1	3	.333	5	13	18	1	11	0	1	2	0	9	1.8
CHA	5	---	1275	194	437	.444	7	28	.250	104	145	.717	78	144	222	105	125	0	55	95	21	499	99.8
NYK	5	---	1275	207	444	.466	12	45	.267	95	120	.792	80	155	235	137	125	2	43	96	26	521	104.2

1993 Both Rounds Combined

Player	G	GS	MIN	FG	FGA	PCT	3FG	FGA	PCT	FT	FTA	PCT	OFF	DEF	TOT	AST	PF	DQ	STL	TO	BLK	PTS	AVG
Mourning	9	9	367	71	148	.480	0	2	.000	72	93	.774	28	61	89	13	37	1	6	37	31	214	23.8
Johnson	9	9	348	68	122	.557	1	4	.250	41	52	.788	19	43	62	30	27	0	5	19	2	178	19.8
Gill	9	9	353	65	162	.401	1	6	.167	25	35	.714	26	20	46	26	29	0	21	19	6	156	17.3
Curry	9	0	222	42	97	.433	6	21	.286	9	11	.818	11	21	32	18	19	0	13	13	0	99	11.0
Bogues	9	9	346	39	82	.476	0	2	.000	10	14	.714	6	30	36	70	21	0	24	17	0	88	9.8
Newman	9	9	173	28	55	.509	1	5	.200	11	16	.688	7	12	19	18	19	0	10	15	1	68	7.6
Gattison	9	0	187	22	46	.478	0	0	---	9	21	.429	19	20	39	11	18	0	5	7	1	53	5.9
Bennett	8	0	86	12	25	.480	4	8	.500	2	2	1.000	1	8	9	13	8	0	2	5	1	30	3.8
Wingate	9	0	117	8	22	.364	0	0	---	3	8	.375	4	8	12	15	9	0	4	1	1	19	2.1
Green	9	0	78	7	18	.389	0	0	---	1	3	.333	8	21	29	1	15	0	1	2	1	15	1.7
Gminski	2	0	5	1	2	.500	0	0	---	0	0	---	0	1	1	0	0	0	0	0	0	2	1.0
Lynch	1	0	3	0	0	---	0	0	---	0	0	---	0	0	0	1	0	0	0	0	0	0	0.0
CHA	9	---	2285	363	779	.466	13	48	.271	183	255	.718	129	245	374	216	202	1	91	146	44	922	102.4
OPPONENTS 9	---	---	2285	376	803	.468	19	73	.260	152	189	.804	138	263	401	224	212	2	61	155	51	923	102.6

PLAYOFF RECORDS

Franchise - Team Highs and Lows

Highs	Low
Total Points	127 vs. Dallas 22-Apr-08
Field Goals Made	63 vs. Dallas 22-Apr-08
Field Goals Attempted	17 vs. Denver 27-Apr-09
Field Goal Percentage	51 vs. Denver 27-Apr-09
Three-Pt. Field Goals Made	93 vs. Denver 27-Apr-09
Three-Pt. Field Goals Attempted	54 vs. Denver 27-Apr-09
Free Throws Made	315 vs. Denver 27-Apr-09
Free Throw Percentage	0 Twice (at MIL, 8-May-01)
Blocked Shots	2 at New York 9-May-93
1st Quarter Points	9 3 Times (at SAS, 8-May-08)
2nd Quarter Points	2 at New York 11-May-08
3rd Quarter Points	9 at San Antonio 1-May-98
4th Quarter Points	12 at San Antonio 1-May-98
1st Half Points	458 at Atlanta 2-May-95
2nd Half Points	3 at Los Angeles Lakers 26-Apr-11
2nd Half w/OT Points	18 at Chicago 2-May-95
Overtime Points	25 at Los Angeles Lakers 26-Apr-11
Assists	36 Twice (vs. DEN, 27-Apr-09)
Steals	17 at Denver 22-Apr-09
Turnovers	23 at Los Angeles Lakers 17-Apr-11
Blocked Shots	13 vs. New Jersey 12-May-02
1st Quarter Points	39 vs. Dallas 6-May-98
2nd Quarter Points	33 at San Antonio 28-Apr-98
3rd Quarter Points	36 Twice (vs. SAS, 5-May-08)
4th Quarter Points	36 Twice (at LAL, 17-Apr-11)
1st Half Points	67 vs. Dallas 22-Apr-08
2nd Half Points	64 Twice (vs. DAL, 19-Apr-08)
2nd Half w/OT Points	62 at New York 27-Apr-09
Overtime Points	18 at Orlando 27-Apr-02

*If done multiple times, most recently in parenthesis

Opponents - Team Highs and Lows

Highs	Low
Total Points	121 vs. Denver 27-Apr-09
Field Goals Made	48 at Boston 29-Apr-93
Field Goals Attempted	109 vs. New York 24-Apr-97
Field Goal Percentage	584 vs. Miami 24-Apr-97
Three-Pt. Field Goals Made	12 Twice (vs. SAS, 19-May-08)
Three-Pt. Field Goals Attempted	31 vs. San Antonio 3-May-08
Free Throws Made	33 Twice (vs. DAL, 19-Apr-08)
Free Throws Attempted	39 Twice (vs. DAL, 22-Apr-08)
Free Throw Percentage	.962 vs. Los Angeles Lakers 28-Apr-11
Offensive Rebs	23 3 times (vs. NYK, 14-May-93)
Defensive Rebs	39 at Miami 21-Apr-04
Total Rebs	55 at Boston 1-May-93
Assists	33 at New York 9-May-93
Steals	15 vs. Denver 27-Apr-09
Turnovers	25 vs. New York 14-May-93
Blocked Shots	13 at Milwaukee 20-May-01
1st Quarter Points	38 vs. New York 28-Apr-97
2nd Quarter Points	35 vs. Orlando 23-Apr-02

PLAYOFF RECORDS

Franchise - Individual Highs

Total Points	39	Glen Rice	at New York	26-Apr-97	
Minutes	52	Larry Johnson	at Boston	1-May-93	2OT
Field Goals Made	52	Baron Davis	at Orlando	27-Apr-02	OT
Field Goals Attempted	16	David West	vs. San Antonio	13-May-08	
Three-Point Field Goals Made	29	Baron Davis	at Orlando	27-Apr-02	OT
	5	7 times; most recently: Trevor Ariza	at Los Angeles Lakers	26-Apr-11	
Three-Point Field Goals Attempted	12	Baron Davis	Twice		
Free Throws Made	15	Twice; most recently: Glen Rice	at New York	26-Apr-97	
Free Throws Attempted	18	Alonzo Mourning	vs. Boston	5-May-93	
Offensive Rebs	7	Six times; most recently: Tyson Chandler	vs. Dallas	29-Apr-08	
Defensive Rebs	15	Three times; most recently: Derrick Coleman	at Philadelphia	28-Apr-00	
Total Rebs	20	Alonzo Mourning	vs. Chicago	30-Apr-95	
Assists	17	Chris Paul	vs. Dallas	22-Apr-08	
Steals	7	Twice; most recently: Baron Davis	vs. New Jersey	9-May-02	
Turnovers	7	Alonzo Mourning	at New York	9-May-93	
Blocked Shots	7	Alonzo Mourning	vs. Chicago	28-Apr-95	OT

Opponents - Individual Highs

Total Points	55	Allen Iverson	at Philadelphia	20-Apr-03	
Minutes	51	Tracy McGrady	at Orlando	27-Apr-02	OT
Field Goals Made	21	Allen Iverson	at Philadelphia	20-Apr-03	
Field Goals Attempted	32	Twice; most recently: Allen Iverson	at Philadelphia	20-Apr-03	
Three-Point Field Goals Made	8	Chauncey Billups	at Denver	19-Apr-09	
Three-Point Field Goals Attempted	11	Manu Ginobili	vs. San Antonio	19-May-08	
Free Throws Made	13	Three times; most recently: Allen Iverson	vs. Philadelphia	2-May-03	
Free Throws Attempted	18	Allen Iverson	vs. Philadelphia	2-May-03	
Offensive Rebs	9	Dennis Rodman	at Chicago	13-May-98	
Defensive Rebs	18	Twice; most recently: Tim Duncan	vs. San Antonio	13-May-08	
Total Rebs	23	Tim Duncan	vs. San Antonio	13-May-08	
Assists	13	Four times; most recently: Jason Kidd	at New Jersey	15-May-02	
Steals	5	Five times; most recently: Caron Butler	at Miami	18-Apr-04	
Turnovers	7	Four times; most recently: Lamar Odom	vs. Miami	24-Apr-04	
Blocked Shots	6	Theo Ratliff	at Philadelphia	28-Apr-00	

PLAYOFF RECORDS

Top Team Performances

Franchise	Opponents
Most Points	Most Points
127 vs. Dallas 22-Apr-08	121 vs. Denver 27-Apr-09
119 vs. Boston 3-May-93	113 at Denver 19-Apr-09
115 vs. New Jersey 9-May-02	112 at Boston 29-Apr-93
110 at Orlando (OT) 27-Apr-02	111 vs. Orlando (OT) 23-Apr-02
vs. New York (2OT) 14-May-93	at New York 9-May-93
at Los Angeles Lakers 17-Apr-11	at San Antonio 5-May-08
Field Goal Percentage	Field Goal Percentage
.614 vs. Boston (51-83) 3-May-93	584 at New York (45-77) 24-Apr-97
.608 vs. Dallas (48-79) 22-Apr-08	583 at Chicago (42-72) 2-May-95
.588 vs. Atlanta (40-68) 23-Apr-98	566 vs. Denver (43-76) 27-Apr-09
.547 vs. New Jersey (41-75) 9-May-02	564 at New York (44-78) 26-Apr-97
.530 vs. Phil (OT) (44-83) 24-Apr-00	561 vs New York (37-66) 28-Apr-97
Free Throw Percentage	Free Throw Percentage
1.000 at Dallas (13-13) 25-Apr-08	962 vs Los Angeles Lakers (25-26) 28-Apr-11
.944 vs. Los Angeles Lakers (17-18) 28-Apr-11	943 at Milwaukee (33-35) 20-May-01
.938 at New York (15-16) 24-Apr-97	941 at Boston (OT) (16-17) 1-May-93
.923 at San Antonio (12-13) 15-May-08	917 vs New York (22-24) 16-May-93
.900 at Chicago (9-10) 13-May-09	905 vs. San Antonio (19-21) 19-May-08
	900 at Miami (27-30) 21-Apr-04
Rebounds	Rebounds
57 vs. Milwaukee 10-May-01	55 at Boston (OT) 1-May-93
52 at Orlando (OT) 27-Apr-02	54 vs New York (2OT) 14-May-93
51 4 times; most recently vs. Philadelphia 26-Apr-03	53 at New York (OT) 12-May-93
50 Twice; most recently: vs. San Antonio 13-May-08	52 at Milwaukee 15-May-01
48 3 times; most recently: at Miami 30-Apr-04	51 vs New Jersey 25-Apr-08
	vs. San Antonio 12-May-02
	19-May-08
Assists	Assists
36 vs. Philadelphia (OT) 24-Apr-00	33 at New York 9-May-93
30 vs. Dallas 22-Apr-08	31 at New York (OT) 12-May-93
32 vs. Boston 3-May-93	at Milwaukee 6-May-01
29 at Boston 29-Apr-93	30 at New York 24-Apr-97
vs. Atlanta 23-Apr-98	29 3 times; most recently: vs. Denver 27-Apr-09
vs. Chicago (OT) 28-Apr-95	28 3 times; most recently: at San Antonio 15-May-08
Steals	Steals
17 vs. New York (2OT) 14-May-93	15 vs. Denver 27-Apr-09
at Miami 21-Apr-01	13 vs. Philadelphia 28-Apr-03
13 at New Jersey 5-May-02	12 at New York (OT) 12-May-93
12 4 times; most recently: vs. New Jersey 12-May-02	at Chicago 4-May-95
11 8 times; most recently: at San Antonio 11-May-08	11 3 times; most recently: at Philadelphia 20-Apr-03
10 3 times; most recently: vs. Denver 27-Apr-09	10 3 times; most recently:

PLAYOFF RECORDS

Top Individual Performances

Franchise	Opponents
Points	Points
39 Glen Rice at New York	55 Allen Iverson at Philadelphia 20-Apr-03
38 David West vs. San Antonio 13-May-08	48 Michael Jordan vs. Chicago 28-Apr-95 OT
36 Twice; most recently: Jamal Mashburn vs. Philadelphia 2-May-03	45 Allen Iverson vs. Philadelphia 2-May-03
35 Twice; most recently: Chris Paul at San Antonio 8-May-08	40 Allen Iverson vs. Philadelphia 22-Apr-00
34 3 times; most recently: Baron Davis vs. Philadelphia 28-Apr-03	37 Tracy McGrady at Orlando 27-Apr-02 OT
Rebounds	Rebounds
20 Alonzo Mourning vs. Chicago 30-Apr-95	23 Tim Duncan vs. San Antonio 13-May-08
19 Vlade Divac at Chicago 6-May-98	21 Dennis Rodman at Chicago 13-May-98
17 Derrick Coleman at Philadelphia 28-Apr-00	19 Dirk Nowitzki at Dallas 25-Apr-08
16 3 times; most recently: P.J. Brown vs. New Jersey 12-May-02	18 Done three times; most recently: Keith Van Horn vs. Philadelphia 2-May-03
15 5 times; most recently: Tyson Chandler vs. San Antonio 19-May-08	17 Twice; most recently: Ervin Johnson at Milwaukee 15-May-01
Assists	Assists
17 Chris Paul vs. Dallas 22-Apr-08	13 4 times; most recently: Jason Kidd at New Jersey 15-May-02
15 3 times; most recently: Chris Paul vs. Los Angeles Lakers 24-Apr-11	12 Twice; most recently: Eric Snow vs. Philadelphia 28-Apr-03
14 3 times; most recently: Chris Paul at Los Angeles Lakers 17-Apr-11	11 7 times; most recently: Chauncey Billups vs. Denver 29-Apr-09
13 Twice; most recently: Chris Paul at Denver 22-Apr-09	10 Several times
12 4 times; most recently: Chris Paul at Los Angeles Lakers 26-Apr-11	9 Several times

PLAYOFF RECORDS

Playoff Leaders

Games Played	45	3-Point FG Attempted	202	Average Rebs (minimum four games played)	10.9
1. David Wesley	35	1. Baron Davis	166	1. Alonzo Mourning	10.3
2. Baron Davis	32	2. David Wesley	77	2. Vlade Divac	9.4
3. PJ Brown	31	3. Peja Stojakovic	62	3. PJ Brown	9.1
4. Jamaal Magloire	25	4. Dell Curry	56	4. Anthony Mason	9.0
5. Dell Curry		5. Chris Paul		5. Tyson Chandler	
Minutes Played	1,636	3-Point Percentage (minimum 10 3FGA)	583	Assists (minimum four games played)	256
1. David Wesley	1,310	1. Muggsy Bogues	468	1. Chris Paul	226
2. Baron Davis	1,164	2. Peja Stojakovic	459	2. Baron Davis	179
3. PJ Brown	937	3. Morris Peterson	404	3. David Wesley	100
4. Chris Paul	775	4. David Wesley	400	4. Muggsy Bogues	79
5. David West		5. Alonzo Mourning		5. Jamal Mashburn	
Total Points	633	Free Throws Made	123	Average Assists (minimum four games played)	11.1
1. Baron Davis	599	1. Baron Davis	119	1. Chris Paul	6.7
2. David Wesley	504	2. Chris Paul	108	2. Muggsy Bogues	6.5
3. Chris Paul	385	3. Alonzo Mourning	107	3. Baron Davis	5.3
4. David West	348	4. Jamaal Magloire	99	4. Jamal Mashburn	4.8
5. Jamal Mashburn		5. Jamal Mashburn		5. Eddie Jones	
Average Points (minimum four games played)	24.0	Free Throws Attempted	182	Steals	82
1. Glen Rice	23.2	1. Baron Davis	155	1. Baron Davis	51
2. Alonzo Mourning	23.2	2. Jamaal Magloire	149	2. David Wesley	47
Jamal Mashburn	21.9	3. Chris Paul	136	3. Chris Paul	29
4. Chris Paul	20.1	4. Alonzo Mourning	123	4. Muggsy Bogues	28
5. Larry Johnson		5. Jamal Mashburn		5. PJ Brown	
Field Goals Made	220	Free Throw Percentage (minimum 10 FTA)	938	Turnovers	91
1. Baron Davis	217	1. Eddie Jones	925	1. David Wesley	86
2. David Wesley	183	2. Peja Stojakovic	917	2. Baron Davis	68
3. Chris Paul	149	3. Carl Landry	887	3. Chris Paul	51
4. David West	118	4. David West	875	4. Alonzo Mourning	44
5. Jamal Mashburn		5. Dell Curry		5. Anthony Mason	
Field Goals Attempted	540	Offensive Rebs	119	Blocked Shots	44
1. David Wesley	531	1. PJ Brown	58	1. Alonzo Mourning	40
2. Baron Davis	371	2. Jamaal Magloire	55	2. PJ Brown	38
3. Chris Paul	327	3. George Lynch	53	3. Elden Campbell	34
4. David West	293	4. Tyson Chandler	50	4. Jamaal Magloire	29
5. Jamal Mashburn		5. Elden Campbell		5. David West	
Field Goal Percentage (minimum 20 FGM)	.645	Defensive Rebs	181		
1. Emeka Okafor	.613	1. PJ Brown	135		
2. Tyson Chandler	.529	2. David West	129		
3. Larry Johnson	.520	3. Jamaal Magloire	122		
4. Anthony Mason	.509	4. Elden Campbell	122		
5. Johnny Newman		Baron Davis	122		
3-Point Field Goals Made	70	Total Rebs	300		
1. Baron Davis	67	1. PJ Brown	187		
2. David Wesley	36	2. Jamaal Magloire	172		
3. Peja Stojakovic	20	3. Elden Campbell	169		
4. Dell Curry	19	4. David West	160		
5. Chris Paul		5. Baron Davis			



OPPONENTS



2013-14 Pelicans vs. Hawks
 Feb. 5 vs. Atlanta
 Mar. 21 at Atlanta

2012-13 vs. Hawks (1-1)
 Jan. 1 vs. Atlanta L 86-95
 Feb. 8 at Atlanta W 111-100

Did You Know?
 Hawks head coach Mike Budenholzer worked with multiple members of the Pelicans staff during his time with the San Antonio Spurs, including General Manager Dell Demps and head coach Monty Williams



2013-14 Pelicans vs. Celtics
 Jan. 3 at Boston
 Mar. 16 vs. Boston

2012-13 vs. Celtics (2-0)
 Jan. 16 at Boston W 90-78
 Mar. 20 vs. Boston W 87-86

Did You Know?
 Celtics forward Brandon Bass, a Baton Rouge native, was selected by New Orleans with the 33rd overall pick in the 2005 NBA Draft after finishing his collegiate career at Louisiana State University. Bass played his first two NBA seasons in the Crescent City.

OPPONENTS

Directory
 Ownership.....Bruce Levenson, Michael Gearon, Ed Peskowitz, Rutherford Seydel
 President, Atlanta Hawks and Philips Arena.....Bob Williams
 President, Basketball Operations/General Manager.....Danny Ferry
 Assistant General Manager.....Wes Wilcox, Scott Wilkinson
 Head Coach.....Mike Budenholzer (All-Time: 0-0, .000; All-Time vs New Orleans: 0-0, .000)
 Assistant Coaches.....Kenny Atkinson, Darvin Ham, Taylor Jenkins, Quin Snyder, Jim Thomas
 Assistant Coach/Player Performance.....Pete Radulovic
 Athletic Trainer.....Wally Blase
 Vice President of Public Relations.....Garin Narain
 Director of Media Relations.....Jon Steinberg
 Sr. Manager of Media Relations.....Jason Roose

General Information
 Division.....Southeast
 Phone.....(404) 878-3800
 Address.....Centennial Tower, 101 Marietta Street, Suite 1900, Atlanta, GA 30303
 Home Court.....Philips Arena (18,729, opened 1999)
 Radio.....99X (97.9 FM) – Steve Holman
 TV.....Fox Sports South/SportSouth – Bob Rathburn, Dominique Wilkins, James Verrett

New Orleans vs. Atlanta Franchise Series Notes
 Overall Record: 39-43 (.476) Home Record: 22-18 (.550) Road Record: 17-25 (.405)
 Current Streak: Won 1 Home: Lost 1 Road: Won 2
 New Orleans Biggest Win.....41 (100-59 at Atlanta on Jan. 21, 2011)
 New Orleans Biggest Loss.....39 (94-133 at Atlanta on Jan. 4, 1994)
 New Orleans Last Win At Home.....93-86 on Dec. 26, 2010
 New Orleans Last Loss At Home.....86-95 on Jan. 21, 2013
 New Orleans Last Win On The Road.....111-100 on Feb. 8, 2013
 New Orleans Last Loss On The Road.....98-121 on Nov. 14, 2009

Directory
 Managing Partner, Governor & Chief Executive Officer.....Wyc Grousbeck
 President.....Rich Gotham
 President of Basketball Operations.....Danny Ainge
 Head Coach.....Brad Stevens (All-Time: 0-0, .000; All-Time vs New Orleans: 0-0, .000)
 Assistant Coaches.....Ron Adams, Jamies Young, Jay Larranaga, Walter McCarty,
 Micah Shrewsberry
 Head Athletic Trainer.....Ed Lacerte
 Strength & Conditioning Coach.....Bryan D. Doo
 VP, Media Services/Alumni Relations.....Jeff Twiss
 Sr. Director of Public Relations.....Heather Walker
 Media Services Manager.....Brian Olive

General Information
 Division.....Atlantic
 Phone.....(617) 854-8000
 Address.....226 Causeway St., 4th Floor, Boston, MA 02114
 Home Court.....TD Garden (18,624, opened 1995)
 Radio.....WEEI (850 AM) – Sean Grande, Cedric Maxwell
 Cable TV.....Comcast SportsNet – Mike Gorman, Tom Heinsohn

New Orleans vs. Boston Franchise Series Notes
 Overall Record: 41-37 (.526) Home Record: 23-17 (.575) Road Record: 18-20 (.474)
 Current Streak: Won 3 Home: Won 2 Road: Won 2
 New Orleans Biggest Win.....25 (136-111 at Charlotte on Apr. 9, 1997)
 New Orleans Biggest Loss.....28 (65-93 at Boston on Mar. 12, 2003)
 New Orleans Last Win At Home.....87-86 on Mar. 20, 2013
 New Orleans Last Loss At Home.....85-89 on Mar. 19, 2011
 New Orleans Last Win On The Road.....90-78 on Jan. 16, 2013
 New Orleans Last Loss On The Road.....87-97 on Nov. 1, 2009

OPPONENTS



2013-14 Pelicans vs. Nets

Feb. 9at Brooklyn
 Mar. 24vs. Brooklyn

2012-13 vs. Nets (0-2)

Feb. 26 vs. Brooklyn L 97-101
 Mar. 12 at Brooklyn L 98-108

Did You Know?

Pelicans 3-Point Threats Ryan Anderson and Anthony Morrow are each former members of the Nets organization. Anderson spent his rookie campaign with the Nets during the 2008-09 season, while Morrow was with the Nets for the 2010-11 season and the 2011-12 season.



2013-14 Pelicans vs. Bobcats

Nov. 2vs. Charlotte
 Feb. 21at Charlotte

2012-13 vs. Bobcats (2-0)

Nov. 9 vs. Charlotte W 107-99
 Dec. 29 at Charlotte W 98-95

Did You Know?

Charlotte forward Michael Kidd-Gilchrist was selected with the second overall pick of the 2012 NBA Draft, after former University of Kentucky teammate Anthony Davis was selected by New Orleans with the number one overall pick. This marked the first time in NBA history that teammates were selected 1-2 in the NBA Draft.

Directory

Principal Own.....Mikhail Prokhorov
 Chairman of the Board of Directors.....Christophe Charlier
 President, ONEXIM Sports and Ent. Holding USA.....Irina Pavlova
 CEO, Brooklyn Nets; CEO, Barclays Center.....Brett D. Yorlark
 General Manager.....Billy King
 Assistant General Managers.....Bobby Marks, Frank Zanin
 Head Coach.....Jason Kidd (All-Time: 0-0, .000; All-Time vs. New Orleans: 0-0, .000)
 Assistant Coaches.....Lawrence Frank, John Welch, Roy Rogers, Eric Hughes,
Charles Klask, Joe Prunty
 Strength & Conditioning Coach.....Dr. Jeremy Beitle
 Athletic Trainer.....Tim Walsh
 Vice President of Public Relations.....Gary Sussman
 Senior Vice President of Business & Entertainment Communications.....Barry Baum
 Senior Director of Public Relations.....Aaron Harris

General Information

Division.....Atlantic
 Phone.....(201) 635-3109
 Address.....390 Murray Hill Parkway, East Rutherford, NJ 07073
 Home Court.....Barclays Center (17,732, opened 2012)
 Radio.....WFAN (660 AM/101.9 FM) – Chris Carrino, Tim Capstraw
 Cable TV.....YES Network – Ian Eagle, Mike Fratello, Ryan Ruocco, Jim Spanarkel Sarah Kustok

New Orleans vs. Brooklyn Franchise Series Notes

Overall Record: 40-37 (.519) Home Record: 23-14 (.622) Road Record: 17-23 (.425)
 Current Streak: Lost 2 Home: Lost 1 Road: Lost 1
 New Orleans Biggest Win.....28 (105-77 at Charlotte on Apr. 12, 1995)
 New Orleans Biggest Loss.....28 (87-115 at New Jersey on Apr. 3, 2010)
 New Orleans Last Win At Home.....105-91 on Dec. 22, 2010
 New Orleans Last Loss At Home.....97-101 on Feb. 26, 2013
 New Orleans Last Win On The Road.....102-94 on Mar. 17, 2012
 New Orleans Last Loss On The Road.....98-108 on Mar. 12, 2013

Directory

Chairman and CEO.....Michael Jordan
 President and Chief Operating Officer.....Fred Whitfield
 President of Basketball Operations.....Rod Higgins
 General Manager.....Rich Cho
 Head Coach.....Steve Clifford (All-Time: 0-0, .000; All-Time vs. New Orleans: 0-0, .000)
 Assistant Coaches.....Patrick Ewing, Bob Meyers, Mark Price, Stephen Silas, Bob Weiss
 Head Athletic Trainer.....Steve Stricker
 Team Manager.....Jason Rivera
 VP, Basketball Communications.....Mike Cristaldi
 Director, Basketball Communications.....Josh Rosen
 Coordinator, Communications.....Jerome Hubbard

General Information

Division.....Southeast
 Phone.....(704) 688-8600
 Address.....333 E. Trade St., Charlotte, NC 28202
 Home Court.....Time Warner Cable Arena (19,077, opened 2005)
 Radio.....TBD
 TV.....FSN Carolinas/SportSouth – Steve Martin, Dell Curry, Stephanie Ready

New Orleans vs. Charlotte Franchise Series Notes

Overall Record: 13-5 (.722) Home Record: 7-2 (.778) Road Record: 6-3 (.667)
 Current Streak: Won 3 Home: Won 2 Road: Won 4
 New Orleans Biggest Win.....17 (103-86 at Oklahoma City on Jan. 2, 2006)
 New Orleans Biggest Loss.....8 (89-81 at Charlotte on Dec. 14, 2004)
 New Orleans Last Win At Home.....107-99 on Nov. 9, 2013
 New Orleans Last Loss At Home.....71-73 on Mar. 12, 2012
 New Orleans Last Win On The Road.....98-95 on Dec. 29, 2012
 New Orleans Last Loss On The Road.....89-92 on Nov. 7, 2008



2013-14 Pelicans vs. Bulls

Dec. 2at Chicago
 Feb. 1vs. Chicago

2012-13 vs. Bulls (1-1)

Nov. 3 at Chicago W 89-82
 Feb. 19 vs. Chicago L 87-96

Did You Know?

Pelicans F Anthony Davis is a native of Chicago and attended Perspectives Charter High School in Chicago. Davis and Bulls C Nazr Mohammed are both Chicago natives that eventually attended the University of Kentucky and led the Wildcats to a national championship during their respective collegiate careers.



2013-14 Pelicans vs. Cavaliers

Nov. 22vs. Cleveland
 Jan. 28at Cleveland

2012-13 vs. Cavaliers (1-0)

Feb. 20 at Cleveland L 100-105
 Mar. 31 vs. Cleveland W 112-92

Did You Know?

Cavaliers head coach Mike Brown and Pelicans assistant coach Kevin Hanson share similar backgrounds, as each of them has had stints living in Germany, playing basketball at the University of San Diego and on the coaching staff with the San Antonio Spurs.

Directory

Chairman.....Jerry Reinsdorf
 President and Chief Operating Officer.....Michael Reinsdorf
 Executive VP/Basketball Operations.....John Paxson
 Executive VP/Business Operations.....Steve Schanwald
 Senior Vice President/Financial & Legal.....Irwin Mandel
 General Manager.....Gar Forman
 Head Coach.....Tom Thibodeau (All-Time: 157-73, .683; All-Time vs. New Orleans: 5-1, .833)
 Assistant Coaches.....Andy Greer, Adrian Griffin, Ed Pinckney, Mike Wilhelm
 Assistant General Manager.....Brian Hagen
 Head Athletic Trainer.....Fred Tedeschi
 Sr. Director, Public and Media Relations.....Tim Hallam
 Director, Public and Media Relations.....Sebrina Brewster
 Senior Manager, Public and Media Relations.....Matt Yob
 Manager, Public and Media Relations.....Shaun Hickombottom

General Information

Division.....Central
 Phone.....(312) 455-4000
 Address.....1901 West Madison Street, Chicago, IL 60612
 Home Court.....United Center (20,917, opened 1994)
 Radio.....WMVP (1000 AM) – Chuck Swirsky, Bill Wennington, Steve Kashul
 TV.....WGN (Channel 9), WCUI (Channel 26) – Neil Funk, Stacey King
 Cable TV.....Comcast SportsNet Chicago – Neil Funk, Stacey King

New Orleans vs. Chicago Franchise Series Notes

Overall Record: 31-52 (.373) Home Record: 19-24 (.442) Road Record: 12-28 (.300)
 Current Streak: Lost 1 Home: Lost 5 Road: Won 1
 New Orleans Biggest Win.....29 (110-81 at Charlotte on Mar. 24, 1999)
 New Orleans Biggest Loss.....34 (92-126 at Charlotte on Apr. 5, 1996)
 New Orleans Last Win At Home.....108-97 on Mar. 17, 2008
 New Orleans Last Loss At Home.....87-96 on Feb. 19, 2013
 New Orleans Last Win On The Road.....89-82 on Nov. 3, 2012
 New Orleans Last Loss On The Road.....95-99 on Feb. 28, 2012

Directory

Majority Owner/Chairman.....Dan Gilbert
 Vice Chairman.....Jeff Cohen, Nate Forbes
 General Manager.....Chris Grant
 VP of Basketball Operations.....David Griffin
 Head Coach.....Mike Brown (All-Time: 314-167, .653; All-Time vs. New Orleans: 9-4, .692)
 Assistant Coaches.....Bernie Bickerstaff, Jim Boylan, Igor Kokoskov
Bret Briemeier, Jamahl Mosley
 Head Athletic Trainer.....Stephen Spiro
 Sr. Vice President of Communications.....Tad Carper
 Director of Basketball Communications.....B.J. Evans
 Basketball Communications Managers.....Jeff Schaefer
 Sports Communications Coordinator.....Cherome Owens

General Information

Division.....Central
 Phone.....(216) 420-2000
 Address.....One Center Court, Cleveland, OH 44115-4001
 Home Court.....Quicken Loans Arena (20,562, opened 1994)
 Radio.....WTAM (1100 AM) – John Michael, Jim Chones, Mike Snyder
 Cable TV.....FSN Ohio – Fred McLeod, Austin Carr, Allie Clifton

New Orleans vs. Cleveland Franchise Series Notes

Overall Record: 39-43 (.476) Home Record: 28-13 (.683) Road Record: 11-30 (.268)
 Current Streak: Won 1 Home: Won 2 Road: Lost 1
 New Orleans Biggest Win.....26 (102-76 at New Orleans on Mar. 7, 2003)
 New Orleans Biggest Loss.....40 (93-133 at Charlotte on Nov. 4, 1988)
 New Orleans Last Win At Home.....112-92 on Mar. 31, 2013
 New Orleans Last Loss At Home.....92-105 on Mar. 24, 2010
 New Orleans Last Win On The Road.....89-84 on Feb. 22, 2012
 New Orleans Last Loss On The Road.....100-105 on Feb. 20, 2013



2013-14 Pelicans vs. Mavericks

Dec. 4	vs. Dallas
Jan. 10	vs. Dallas
Jan. 11	at Dallas
Feb. 26	at Dallas

2012-13 vs. Mavericks (1-3)

Jan. 5	at Dallas	W	99-96 (OT)
Feb. 22	vs. Dallas	L	100-104
Apr. 14	vs. Dallas	L	89-107
Apr. 17	at Dallas	L	87-99

Did You Know?

The franchise won its first playoff series since 2002, and their first since re-locating to New Orleans with a 4-1 series win over Dallas during the opening round of the 2008 playoffs.

Directory

Owner.....Mark Cuban
 President/CEO.....Terdema Ussey
 President of Basketball Operations.....Donn Nelson
 General Manager.....Gersson Rosas
 Head Coach.....Rick Carlisle (All-Time: 520-366, 587; All-Time vs New Orleans: 21-16, 553)
 Assistant Coaches.....Kaleb Canales, Tony Brown, Monte Mathis, Darrell Armstrong
 Assistant General Manager.....Keith Grant
 Head Athletic Trainer.....Casey Smith
 Assistant Athletic Trainer.....Dionne Calhoun
 Athletic Performance Director.....Jeremy Holsopple
 Director of Basketball Communications.....Sarah Melton
 Basketball Communications Manager.....Scott Tomlin
 Basketball Communications Coordinator.....Alan Rakowski

General Information

Division.....Southwest
 Phone.....(214) 665-4660
 Address.....2500 Victory Avenue, Dallas, TX 75219
 Home Court.....American Airlines Center (19,200, opened 2001)
 Radio.....ESPN Radio (103.3 FM) - Chuck Cooperstein, Brad Davis
 Spanish Radio.....Univision America (1270 AM) - Victor Villalba
 TV.....Fox Sports Southwest - Mark Followill, Derek Harper, Jeff Wade

New Orleans vs. Dallas Franchise Series Notes

Overall Record: 23-44 (.343) Home Record: 16-17 (.485) Road Record: 7-27 (.206)
 Current Streak: Lost 3 Home: Lost 2 Road: Lost 1
 New Orleans Biggest Win.....23 (134-111 at Charlotte on Nov. 17, 1992)
 New Orleans Biggest Loss.....28 (97-125 at Dallas on Nov. 11, 2003)
 New Orleans Last Win At Home.....97-92 on Mar. 2, 2012
 New Orleans Last Loss At Home.....89-107 on Apr. 14, 2013
 New Orleans Last Win On The Road.....99-96 (OT) on Jan. 5, 2013
 New Orleans Last Loss On The Road.....87-99 on Apr. 17, 2013

Directory

Owner.....E. Stanley Kroenke
 President & Governor.....Josh Kroenke
 GM & Executive Vice President of Basketball Operations.....Tim Connelly
 Assistant General Manager.....Arturas Karnisovas
 Director of Basketball Operations.....Ben Tenzler
 Head Coach.....Brian Shaw (All-Time: 0-0, 000; All-Time vs. New Orleans: 0-0, 000)
 Assistant Coaches.....Lester Conner, Melvin Hunt, Patrick Mutombo
 Assistant Coach/Strength & Conditioning.....Steve Hess
 Head Athletic Trainer/Traveling Secretary.....Jim Gillen
 Director of Media Relations.....Tim Gelt
 Media Relations Manager.....Nick O'Hayre

General Information

Division.....Northwest
 Phone.....(303) 405-1100
 Address.....Pepsi Center, 1000 Chopper Circle, Denver, CO 80204
 Home Court.....Pepsi Center (19,155, opened 1999)
 Radio.....KRWZ 950 AM - Jason Kosmicki
 Cable TV.....Altitude Sports & Entertainment - Chris Marlowe, Scott Hastings

New Orleans vs. Denver Franchise Series Notes

Overall Record: 32-33 (.492) Home Record: 19-13 (.594) Road Record: 12-21 (.364)
 Current Streak: Won 1 Home: Won 2 Road: Lost 3
 New Orleans Biggest Win.....24 (117-93 at New Orleans on Jan. 28, 2008)
 New Orleans Biggest Loss.....26 (96-122 at Denver on Mar. 6, 1990)
 New Orleans Last Win At Home.....110-86 on Mar. 25, 2013
 New Orleans Last Loss At Home.....88-96 on Jan. 6, 2012
 New Orleans Last Win On The Road.....94-81 on Jan. 9, 2012
 New Orleans Last Loss On The Road.....98-113 on Feb. 1, 2013

2013-14 Pelicans vs. Nuggets

Dec. 15	at Denver
Dec. 27	vs. Denver
Mar. 9	vs. Denver
Apr. 2	at Denver

2012-13 vs. Nuggets (1-2)

Nov. 25	at Denver	L	84-102
Feb. 1	at Denver	L	98-113
Mar. 25	vs. Denver	W	110-86

Did You Know?

Nuggets General Manager Tim Connelly spent the past three seasons as the assistant general manager with New Orleans before being promoted to his current position with the Nuggets.



2013-14 Pelicans vs. Pistons

Dec. 11	vs. Detroit
Jan. 24	at Detroit

2012-13 vs. Pistons (2-0)

Feb. 11	at Detroit	W	105-86
Mar. 1	vs. Detroit	W	100-95

Did You Know?

Pistons forward Greg Monroe was born in New Orleans and is from nearby Harvey, Louisiana, where he attended Helen Cox High School.



2013-14 Pelicans vs. Warriors

Nov. 26	vs. Golden State
Dec. 17	at Golden State
Jan. 18	vs. Golden State

2012-13 vs. Warriors (0-4)

Dec. 18	at Golden State	L	96-103
Jan. 19	vs. Golden State	L	112-116
Mar. 18	vs. Golden State	L	72-93
Apr. 3	at Golden State	L	88-98

Did You Know?

Warriors G Stephen Curry is the son of Dell Curry, who played for the Charlotte Hornets from 1988-1998. Dell Curry is the franchise leader in games played (701), points scored (9,839), field goals made (3,951) and 3-point field goals made (929).

Directory

Principal Owner.....Tom Gores
 President & CEO, Palace Sports & Entertainment/Pistons.....Dennis Mannion
 President of Basketball Operations.....Joe Dumars
 Assistant General Manager.....George David
 Head Coach.....Maurice Cheeks (All-Time: 284-286, 498; All-Time vs New Orleans: 8-8, 500)
 Assistant Coaches.....Henry Bibby, John Loyer, Maz Trakh, Rasheed Wallace
 Athletic Trainer.....Mike Abdenour
 Strength and Conditioning Coach.....Arnie Kander
 Vice President of Public Relations.....Kevin Grigg
 Director of Media Relations.....Cletus Lewis, Jr.
 Public Relations Coordinator.....Michelle Fikany

General Information

Division.....Central
 Phone.....(248) 377-0100
 Address.....6 Championship Drive, Auburn Hills, MI 48326
 Home Court.....The Palace of Auburn Hills (22,076, opened 1988)
 Radio.....WXYZ (97.1 FM The Ticket) - George Blaha, Mark Champion, Rick Mahorn
 Cable TV.....FS Detroit - George Blaha, Greg Kelsner

New Orleans vs. Detroit Franchise Series Notes

Overall Record: 41-41 (.500) Home Record: 23-18 (.561) Road Record: 18-23 (.439)
 Current Streak: Won 2 Home: Won 4 Road: Won 1
 New Orleans Biggest Win.....34 (127-93 at Charlotte on Apr. 16, 1993)
 New Orleans Biggest Loss.....28 (76-104 at Detroit on Jan. 12, 2002)
 New Orleans Last Win At Home.....100-95 on Mar. 1, 2013
 New Orleans Last Loss At Home.....76-91 on Dec. 5, 2007
 New Orleans Last Win On The Road.....105-86 on Feb. 11, 2013
 New Orleans Last Loss On The Road.....87-89 on Feb. 4, 2012

Directory

Co-Executive Chairman & CEO.....Joe Lacob
 Co-Executive Chairman.....Peter Guber
 President & COO.....Rick Welts
 General Manager.....Bob Myers
 Head Coach.....Mark Jackson (All-Time: 70-78, 473; All-Time vs. New Orleans: 5-2, 714)
 Assistant Coaches.....Brian Scalabrine, Pete Myers, Jerry DeGregorio, Darren Erman
 Assistant Coach/Player Development.....Joe Boylan
 Head Athletic Trainer.....JoHan Wang
 Vice President, Communications.....Raymond Ridder
 Executive Director, Public Relations.....Dan Martinez
 Assistant, Public Relations.....Brett Winkler, Ryan Donough
 Director, Corporate Communications.....Lisa Goodwin

General Information

Division.....Pacific
 Phone.....(510) 986-2200
 Address.....1011 Broadway, Oakland, CA 94607
 Home Court.....ORACLE Arena (19,596, opened 1997)
 Radio.....KNBR (680/1050 AM) - Tim Roye, Tom Tolbert
 Cable TV.....Comcast SportsNet Bay Area - Bob Fitzgerald, Jim Barnett

New Orleans vs. Golden State Franchise Series Notes

Overall Record: 35-30 (.538) Home Record: 21-10 (.677) Road Record: 14-20 (.412)
 Current Streak: Lost 4 Home: Lost 3 Road: Lost 2
 New Orleans Biggest Win.....30 (116-86 at Golden State on Mar. 3, 1995)
 New Orleans Biggest Loss.....21 (two times)
 New Orleans Last Win At Home.....135-131 on Mar. 8, 2010
 New Orleans Last Loss At Home.....72-93 on Mar. 18, 2013
 New Orleans Last Win On The Road.....102-87 on Mar. 28, 2012
 New Orleans Last Loss On The Road.....88-98 on Apr. 3, 2013

OPPONENTS



2013-14 Pelicans vs. Rockets

Dec. 28at Houston	L	96-100
Jan. 15vs. Houston		
Apr. 12at Houston		
Apr. 16vs. Houston		

2012-13 vs. Rockets (1-3)

Nov. 14	at Houston	L	96-100
Jan. 2	at Houston	L	92-104
Jan. 9	vs. Houston	W	88-79
Jan. 25	vs. Houston	L	82-100

Did You Know?
Rockets forward Terrence Jones was teammates with Pelicans forward Anthony Davis at the University of Kentucky when they captured the 2012 NCAA National Championship.



2013-14 Pelicans vs. Pacers

Oct. 30vs. Indiana		
Jan. 4at Indiana		

2012-13 vs. Pacers (0-2)

Nov. 21	at Indiana	L	107-115 (OT)
Dec. 22	vs. Indiana	L	75-81

Did You Know?
Pelicans guard Eric Gordon was born and raised in Indianapolis and attended high school at North Central High School. Pacers forward Danny Granger is from New Orleans and attended Grace King High School in Metairie, LA.

Directory
Owner.....Leslie Alexander
Chief Executive Officer.....Tad Brown
General Manager.....Daryl Morey
Head Coach.....Kevin McHale (All-Time: 118-124, 488; All-Time vs. New Orleans: 8-4, .667)
Assistant Coaches.....Kelvin Sampson, John-Blair Bickerstaff, Chris Finch, Dean Cooper
Senior VP of Basketball Ops & Athletic Trainer.....Keith Jones
Senior Consultant.....Carroll Dawson
Sr. Manager of Media & Player Relations.....Tracey Hughes
Sr. Manager of Media Services.....Bob Schranz

General Information
Division.....Southwest
Phone.....(713) 758-7200
Address.....1510 Polk Street, Houston, TX 77002
Home Court.....Toyota Center (18,023, opened 2003)
Radio.....KBME (SportsTalk 790 AM) – Craig Ackerman, Joel Blank
Spanish Radio.....KEYH (850 AM) – Adrian Chavarria
TV.....Comcast SportsNet Houston (cable) – Bill Worrell, Clyde Drexler, Matt Bullard

New Orleans vs. Houston Franchise Series Notes
Overall Record: 27-41 (.397) Home Record: 16-18 (.471) Road Record: 11-23 (.324)
Current Streak: Lost 1 Home: Lost 1 Road: Lost 4
New Orleans Biggest Win.....21 (90-69 at New Orleans on Mar. 19, 2008)
New Orleans Biggest Loss.....20 (Twice; 66-86 at Houston on Apr. 13, 2009)
New Orleans Last Win At Home.....88-79 on Jan. 9, 2013
New Orleans Last Loss At Home.....82-100 on Jan. 25, 2013
New Orleans Last Win On The Road.....123-115 on Apr. 14, 2010
New Orleans Last Loss On The Road.....92-104 on Jan. 2, 2013

Directory
Owner, Chairman and Chief Executive Officer.....Herbert Simon
President, Pacers Sports & Entertainment.....Jim Morris
President of Basketball Operations.....Larry Bird
Chief Operating Officer.....Rick Fuson
Executive VP of Basketball Operations/General Manager.....Kevin Pritchard
Consultant, Basketball Operations.....Donnie Walsh
Head Coach.....Frank Vogel (All-Time: 111-74, .596; All-Time vs. New Orleans: 4-1, .800)
Assistant Coaches.....Nate McMillan, Popeye Jones, Dan Burke
Scout/Assistant Coach.....Jimmy Powell
Head Athletic Trainer/Team Administrator.....Josh Corbeil
Director of Public Information.....David Benner
Senior Public Information Manager.....Krissey Myers
Public Information Assistant.....Tim Edwards

General Information
Division.....Central
Phone.....(317) 917-2500
Address.....125 S. Pennsylvania Street, Indianapolis, IN 46204
Home Court.....Bankers Life Fieldhouse (18,165, opened 1999)
Radio.....WFNI (1070 The Fan AM) – Mark Boyle, Bob Leonard, Kevin Lee
TV.....FSN Indiana – Quinn Buckner, Chris Denari, Austin Croshere, Brooke Olzendam

New Orleans vs. Indiana Franchise Series Notes
Overall Record: 35-48 (.422) Home Record: 22-19 (.537) Road Record: 13-29 (.310)
Current Streak: Lost 3 Home: Lost 2 Road: Lost 3
New Orleans Biggest Win.....39 (129-90 at Charlotte on Apr. 6, 1994)
New Orleans Biggest Loss.....37 (96-133 at Indiana on Mar. 27, 1998)
New Orleans Last Win At Home.....108-96 on Apr. 3, 2011
New Orleans Last Loss At Home.....75-81 on Dec. 22, 2012
New Orleans Last Win On The Road.....101-96 on Jan. 16, 2010
New Orleans Last Loss On The Road.....107-115 (OT) on Nov. 22, 2012



2013-14 Pelicans vs. Clippers

Dec. 18at L.A. Clippers		
Feb. 24vs. L.A. Clippers		
Mar. 1at L.A. Clippers		
Mar. 26vs. L.A. Clippers		

2012-13 vs. Clippers (1-3)

Nov. 26	at L.A. Clippers	W	105-98
Dec. 19	at L.A. Clippers	L	77-93
Mar. 27	vs. L.A. Clippers	L	91-105
Apr. 12	vs. L.A. Clippers	L	93-96

Did You Know?
Clippers head coach Doc Rivers has many ties to the New Orleans roster. Rivers is not only the father of Pelicans G Austin Rivers, but he is also former teammates with Pelicans head coach Monty Williams and GM Dell Demps. Rivers also coached Williams during two seasons in Orlando.



2013-14 Pelicans vs. Lakers

Nov. 9vs. L.A. Lakers		
Nov. 12at L.A. Lakers		
Mar. 4at L.A. Lakers		

2012-13 vs. Lakers (0-4)

Dec. 5	vs. L.A. Lakers	L	87-103
Jan. 29	at L.A. Lakers	L	106-111
Mar. 6	vs. L.A. Lakers	L	102-108
Apr. 9	at L.A. Lakers	L	96-104

Did You Know?
The franchise hosted the Lakers in the first professional sporting event in the city of New Orleans following Hurricane Katrina. On March 8, 2006, ultimately the team fell 107-113 in front of 17,744 at the New Orleans Arena.

Directory
Chairman of the Board, Owner & NBA Governor.....Donald T. Sterling
President & NBA Governor.....Andy Roeser
VP of Basketball Operations.....Gary Sacks
Head Coach.....Doc Rivers (All-Time: 587-473, .554; All-Time vs. New Orleans: 16-17, .485)
Assistant Coaches.....Kevin Eastman, Armond Hill, Tyronn Lue, Brendan O'Connor
Player Development.....J.P. Clark, Howard Easley, Dave Sevrens
Head Athletic Trainer.....Jasen Powell
Strength & Conditioning Coach.....Richard Williams
Vice President of Communications.....Seth Burton
Director of Team PR and Digital Media.....Dennis Rogers
Assistant Director, Media Services and PR.....Ta Nisha Cooper
Assistant Director, Communications and Publications.....Steven Esparza

General Information
Division.....Pacific
Phone.....(310) 862-6000
Address.....6951 S. Centinela Ave., Playa Vista, CA 90094
Home Court.....STAPLES Center (19,060, opened 1999)
Radio.....KFWB News Talk 980 – Brian Sieman, Ralph Lawler, Michael Smith
Cable TV.....Prime Ticket – Ralph Lawler, Michael Smith
Spanish Radio.....ESPN Deportes (1330 AM) – Celso Gaspar

New Orleans vs. LA Clippers Franchise Series Notes
Overall Record: 40-24 (.625) Home Record: 24-8 (.686) Road Record: 16-16 (.500)
Current Streak: Lost 3 Home: Lost 2 Road: Lost 1
New Orleans Biggest Win.....34 (130-96 at Charlotte on Nov. 15, 1997)
New Orleans Biggest Loss.....29 (80-109 at Los Angeles on Dec. 15, 2003)
New Orleans Last Win At Home.....97-90 on Mar. 22, 2012
New Orleans Last Loss At Home.....93-96 on Apr. 12, 2013
New Orleans Last Win On The Road.....105-98 on Nov. 26, 2012
New Orleans Last Loss On The Road.....77-93 on Dec. 19, 2012

Directory
President/Governor.....Jeanie Buss
EVP Basketball Ops/Alternate Governor.....Jim Bus
General Manager.....Mitch Kupchak
Head Coach.....Mike D'Antoni (All-Time: 428-371, .536; All-Time vs. New Orleans: 21-7, .750)
Assistant Coaches.....Dan D'Antoni, Kurt Rambis, Johnny Davis, Mark Madsen, Larry Lewis
Head Athletic Trainer.....Gary Vitti
Vice President, Public Relations.....John Black
Senior Manager, Public Relations.....Alison Bogli
Manager, Public Relations.....Calder Hynes
Coordinator, Public Relations.....Daniel Ramirez
Assistant, Public Relations.....Matt Fleer

General Information
Division.....Pacific
Phone.....(310) 426-6000
Address.....555 N. Nash Street, El Segundo, CA 90245
Home Court.....STAPLES Center (18,997, opened 1999)
Radio.....KSPN (ESPN 710 AM) – John Ireland, Mychal Thompson
Spanish Radio.....KWKW (1330 AM) ESPN Deportes – Fernando Gonzalez, Pepe Mantilla
TV.....Time Warner Cable SportsNet – Bill McDonald and Stu Lantz
Spanish TV.....Time Warner Cable Deportes – Adrian Marquez and Francisco Pinto

New Orleans vs. LA Lakers Franchise Series Notes
Overall Record: 17-48 (.262) Home Record: 9-23 (.281) Road Record: 8-25 (.242)
Current Streak: Lost 11 Home: Lost 6 Road: Lost 8
New Orleans Biggest Win.....19 (114-95 at New Orleans on Nov. 7, 2003)
New Orleans Biggest Loss.....41 (66-107 at Los Angeles on Mar. 12, 2002)
New Orleans Last Win At Home.....108-100 on Mar. 29, 2010
New Orleans Last Loss At Home.....102-108 on Mar. 6, 2013
New Orleans Last Win On The Road.....116-105 on Jan. 6, 2009
New Orleans Last Loss On The Road.....96-104 on Apr. 9, 2013

OPPONENTS



2013-14 Pelicans vs. Grizzlies

Nov. 6	at Memphis	
Dec. 13	vs. Memphis	
Jan. 20	at Memphis	
Mar. 12	vs. Memphis	

2012-13 vs. Grizzlies (2-2)

Dec. 7	vs. Memphis	L	89-96
Jan. 27	at Memphis	W	91-83
Mar. 9	at Memphis	L	85-96
Mar. 22	vs. Memphis	W	90-83

Did You Know?

Grizzlies F Quincy Pondexter played for New Orleans during his rookie season in the NBA before being traded to Memphis in exchange for Greivis Vasquez. New Orleans acquired the draft rights to Pondexter from the Oklahoma City Thunder following the 2010 NBA Draft.



2013-14 Pelicans vs. Heat

Jan. 7	at Miami	
Mar. 22	vs. Miami	

2012-13 vs. Heat (0-2)

Dec. 8	at Miami	L	90-106
Mar. 29	vs. Miami	L	89-108

Did You Know?

Pelicans forward Jason Smith was drafted by the Heat in 2007 before being traded to the Philadelphia 76ers on draft night.

Directory

Majority Owner.....Robert J. Pera
 President, Hoops LP.....Jason Levien
 General Manager/VP of Basketball Operations.....John Hollinger
 Head Coach.....Dave Joerger (All-Time: 0-0, .000; All-Time vs. New Orleans: 0-0, .000)
 Assistant Coaches.....Elston Turner, Bob Thornton, Duane Ticknor, Lloyd Pierce
 Head Athletic Trainer.....Drew Graham
 Director of Basketball Media Relations.....Jason Wallace
 Coordinator of Basketball Media Relations.....Ross Wooden

General Information

Division.....Southwest
 Phone.....(901) 205-1234
 Address.....191 Beale Street, Memphis TN 38103
 Home Court.....FedEx Forum (18,119, opened 2004)
 Radio.....WMFS ESPN 92.9 FM/680 AM – Eric Hasselbine, Hank McDowell, Elliot Perry
 TV.....FS Tennessee/SportSouth – Pete Pranica, Sean Tuohy, Rob Fischer

New Orleans vs. Memphis Franchise Series Notes

Overall Record: 33-19 (.635) Home Record: 19-7 (.731) Road Record: 14-12 (.538)
 Current Streak: Won 1 Home: Won 1 Road: Lost 1
 New Orleans Biggest Win.....33 (121-88 at Vancouver on Mar. 31, 1996)
 New Orleans Biggest Loss.....16 (73-89 at Memphis on Dec. 6, 2005)
 New Orleans Last Win At Home.....90-83 on Mar. 22, 2013
 New Orleans Last Loss At Home.....89-96 on Dec. 7, 2012
 New Orleans Last Win On The Road.....91-83 on Jan. 27, 2013
 New Orleans Last Loss On The Road.....85-96 on Mar. 9, 2013

Directory

Managing General Partner.....Micky Arison
 Chief Executive Officer.....Nick Arison
 President.....Pat Riley
 Senior Vice President, Basketball Operations/Assistant General Manager.....Andy Elisburg
 Vice President of Player Personnel.....Chet Kammerer
 Vice President of Player Programs.....Alonzo Mourning
 Head Coach.....Erik Spoelstra (All-Time: 260-134, .660; All-Time vs. New Orleans: 5-4, .556)
 Assistant Coaches.....Bob McAdoo, Keith Askins, Ron Rothstein, David Fizdale, Chad Kammerer
 Assistant Coach/Advance Scout.....Octavio De La Grana
 Athletic Trainer/Travel Coordinator.....Jay Sabol
 Assistant Coach/Strength & Conditioning.....Bill Foran
 Vice President, Sports Media Relations.....Tim Donovan
 Director of Sports Media Relations.....Rob Wilson
 Assistant Director of Sports Media Relations.....Michael Lissack
 Sports Media Relations Manager.....Nick Maiorana

General Information

Division.....Southeast
 Phone.....(786) 777-1000
 Address.....601 Biscayne Boulevard, Miami, FL 33132
 Home Court.....AmericanAirlines Arena (19,600, opened 1999)
 Radio.....The Ticket (790 AM) – Mike Inglis, John Crotty
 Spanish Radio.....WQBA (1140 AM) – Jose Paneda, Joe Pujala
 Cable TV.....Sun Sports – Eric Reid, Tony Fiorentino, Jason Jackson

New Orleans vs. Miami Franchise Series Notes

Overall Record: 38-36 (.514) Home Record: 24-13 (.649) Road Record: 14-23 (.378)
 Current Streak: Lost 4 Home: Lost 1 Road: Lost 4
 New Orleans Biggest Win.....29 (106-77 at Miami on Apr. 2, 2008)
 New Orleans Biggest Loss.....29 (68-97 at Miami on Jan. 24, 2005)
 New Orleans Last Win At Home.....96-93 on Nov. 5, 2010
 New Orleans Last Loss At Home.....89-108 on Mar. 29, 2013
 New Orleans Last Win On The Road.....93-87 on Apr. 7, 2009
 New Orleans Last Loss On The Road.....90-106 on Dec. 8, 2012



2013-14 Pelicans vs. Bucks

Feb. 12	at Milwaukee	
Mar. 7	vs. Milwaukee	

2012-13 vs. Bucks (1-1)

Nov. 17	at Milwaukee	L	113-117
Dec. 3	vs. Milwaukee	W	102-81

Did You Know?

With a victory against the Bucks on opening night 2010, the Hornets pushed their winning streak at the Hive against the Bucks to 10 consecutive games.



2013-14 Pelicans vs. Timberwolves

Jan. 1	at Minnesota	
Jan. 29	at Minnesota	
Feb. 7	vs. Minnesota	

2012-13 vs. Timberwolves (2-1)

Dec. 14	vs. Minnesota	L	102-113
Jan. 11	vs. Minnesota	W	104-92
Feb. 2	at Minnesota	L	86-115
Mar. 17	at Minnesota	L	95-97

Did You Know?

With a 122-90 win over the Timberwolves on Apr. 9, 2008, New Orleans set a single-season franchise record with their 55th win. The previous record was set during the 1996-97 campaign when the team recorded 54 wins.

Directory

President.....Herb Kohl
 General Manager.....John Hammond
 Assistant General Manager.....David Norway
 Head Coach.....Larry Drew (All-Time: 128-102, .506; All-Time vs. New Orleans: 2-3, .400)
 Assistant Coaches.....Jim Cleamons, Bob Bender, Nick Van Exel, Scott Williams, Josh Oppenheimer
 Head Athletic Trainer.....Scott Barthlama
 Director of Physical Therapy, Athletic Trainer.....Chris McKenzie
 Strength and Conditioning Coach.....Robert Hackett
 Vice President of Public Relations.....Dan Smyczek
 Manager, Public Relations.....Mike Cristaldi
 Coordinator, Public Relations.....Kristen Deahl

General Information

Division.....Central
 Phone.....(414) 227-0500
 Address.....1001 N. Fourth Street, Milwaukee, WI 53203
 Home Court.....BMO Harris Bradley Center (18,717, opened 1988)
 Radio.....Newsradio 620 WTMJ AM – Ted Davis, Dennis Krause
 TV.....FOX Sports Wisconsin – Jim Paschke, Jon McGlacklin

New Orleans vs. Milwaukee Franchise Series Notes

Overall Record: 50-33 (.602) Home Record: 27-14 (.659) Road Record: 22-19 (.537)
 Current Streak: Won 1 Home: Won 11 Road: Lost 1
 New Orleans Biggest Win.....23 (122-99 at Charlotte on Feb. 18, 1996)
 New Orleans Biggest Loss.....50 (87-137 at Milwaukee on Jan. 10, 2000)
 New Orleans Last Win At Home.....102-81 on Dec. 6, 2012
 New Orleans Last Loss At Home.....93-108 on Jan. 27, 2003
 New Orleans Last Win On The Road.....92-89 on Feb. 15, 2012
 New Orleans Last Loss On The Road.....113-117 on Nov. 17, 2010

Directory

Owner.....Glen Taylor
 Chief Executive Officer.....Rob Moor
 President.....Chris Wright
 President of Basketball Operations.....Phil "Flip" Saunders
 Head Coach.....Rick Adelman (All-Time: 1002-707, .586; All-Time vs. New Orleans: 38-20, .655)
 Assistant Coaches.....Terry Porter, Jack Sikma, T.R. Dunn, David Adelman
 Player Development Coach.....Bobby Jackson
 General Manager.....Mitt Newton
 Head Athletic Trainer.....Gregg Farnam
 Vice President of Communications.....Brad Ritter
 Public Relations Manager.....Aaron Seehusen
 Communications Manager.....Dan Bell

General Information

Division.....Northwest
 Phone.....(612) 673-1600
 Address.....600 First Avenue North, Minneapolis, MN 55403
 Home Court.....Target Center (19,356, opened 1990)
 Radio.....WCCO AM 830 – Alan Hornton
 Cable TV.....Fox Sports North – Dave Benz, Jim Petersen

New Orleans vs. Minnesota Franchise Series Notes

Overall Record: 35-27 (.568) Home Record: 21-10 (.690) Road Record: 14-17 (.483)
 Current Streak: Lost 2 Home: Won 1 Road: Lost 2
 New Orleans Biggest Win.....34 (110-76 at New Orleans on Dec. 22, 2007)
 New Orleans Biggest Loss.....29 (Twice; 86-115 at Minnesota on Feb. 2, 2013)
 New Orleans Last Win At Home.....104-92 on Jan. 11, 2013
 New Orleans Last Loss At Home.....102-113 on Dec. 14, 2013
 New Orleans Last Win On The Road.....95-89 on Mar. 10, 2012
 New Orleans Last Loss On The Road.....86-115 on Feb. 2, 2013

OPPONENTS



2013-14 Pelicans vs. Knicks

Dec. 1 at New York
Feb. 19 vs. New York

2012-13 vs. Knicks (1-0)

Nov. 20 vs. New York L 80-102
Jan. 13 at New York L 87-100

Did You Know?

Pelicans head coach Monty Williams was drafted by the Knicks with the 24th pick in the 1994 NBA Draft.

Directory

Executive Chairman, MSG & NBA Governor..... James L. Dolan
President & CEO, MSG & Alternate NBA Governor..... Hank J. Ratner
Executive VP/ General Manager..... Glen Grunwald
Head Coach..... Mike Woodson (All-Time: 278-320, 465; All-Time vs. New Orleans 7-7, 500)
Assistant Coaches..... Jim Todd, Darrell Walker, Herb Williams
Head Athletic Trainer..... Roger Hinds
VP, Public Relations..... Jonathan Supranowitz
Manager, Communications..... Alyson Furch
Director, Public Relations..... Gregg Schwartz
Manager, Public Relations..... Ashley Blackwood
Coordinator, Communications..... Derek Lapinski

General Information

Division Atlantic
Phone (212) 465-6471
Address..... Two Pennsylvania Plaza, New York, NY 10121-0091
Home Court..... Madison Square Garden (19,763, opened 1968)
Radio..... ESPN (1050 AM) – Spero Dedes, Brendan Brown
Cable TV..... MSG Network – Mike Breen, Walt Frazier

New Orleans vs. New York Franchise Series Notes

Overall Record: 34-44 (.436) Home Record: 20-19 (.513) Road Record: 14-25 (.359)
Current Streak: Lost 2 Home: Lost 4 Road: Lost 1
New Orleans Biggest Win.....43 (111-68 at New York on Feb. 21, 2002)
New Orleans Biggest Loss.....29 (78-107 at New York on Mar. 7, 1992)
New Orleans Last Win At Home.....118-110 on Apr. 4, 2008
New Orleans Last Loss At Home.....80-102 on Nov. 20, 2013
New Orleans Last Win On The Road.....89-85 on Feb. 17, 2012
New Orleans Last Loss On The Road.....87-100 on Jan. 13, 2013



2013-14 Pelicans vs. Magic

Nov. 1 at Orlando
Jan. 26 vs. Orlando

2012-13 vs. Magic (1-1)

Dec. 26 at Orlando W 97-94
Mar. 4 vs. Orlando L 102-105

Did You Know?

When the Pelicans played Orlando on Dec. 25, 2008 it marked the first time that New Orleans had played a game on Christmas Day.

Directory

Senior Chairman Rich DeVos
Chairman Dan DeVos
Chief Executive Officer Alex Martins
General Manager Rob Hennigan
VP/ Assistant GM Scott Perry
Assistant GM Matt Lloyd
Head Coach..... Jacque Vaughn (All-Time: 20-62, 244; All-Time vs. New Orleans: 1-1, 200)
Assistant Coaches..... James Borrego, Wes Unseld Jr., Brett Gunning
Assistant Coaches/Player Development..... Laron Profit, Luke Stuckey
Sr. VP of Communications..... Joel Glass
Director of Communications..... George Galante
Assistant Director of Communications..... Trish Wingerson
Communications Manager..... Melanie Curtisinger

General Information

Division Southeast
Phone..... (407) 916-2400
Address..... 8701 Maitland Summit Boulevard, Orlando, FL 32810
Home Court Amway Center (18,846, opened 2010)
Radio..... ESPN 580 AM – Dennis Neumann, Richie Adubat
Spanish Radio..... ElOrlandoMagic.com – Joey Colon
TV..... FOX Sports Florida – David Steele, Jeff Turner

New Orleans vs. Orlando Franchise Series Notes

Overall Record: 38-32 (.543) Home Record: 22-13 (.629) Road Record: 16-19 (.457)
Current Streak: Lost 1 Home: Lost 1 Road: Won 2
New Orleans Biggest Win.....33 (120-87 at Charlotte on Nov. 11, 1993)
New Orleans Biggest Loss.....26 (two times)
New Orleans Last Win At Home.....93-67 on Jan. 27, 2012
New Orleans Last Loss At Home.....102-105 on Mar. 4, 2013
New Orleans Last Win On The Road.....97-94 on Dec. 26, 2012
New Orleans Last Loss On The Road.....117-123 on Feb. 8, 2010



2013-14 Pelicans vs. Thunder

Dec. 6 vs. Oklahoma City
Apr. 11 at Oklahoma City
Apr. 14 vs. Oklahoma City

2012-13 vs. Thunder (0-4)

Nov. 16 vs. Oklahoma City L 95-110
Dec. 1 vs. Oklahoma City L 79-100
Dec. 12 at Oklahoma City L 88-92
Feb. 27 at Oklahoma City L 74-119

Did You Know?

The franchise relocated to Oklahoma City, Okla., for two seasons after Hurricane Katrina. From 2005-07, the team compiled a record of 77-87 and held an attendance average of 18,001 fans for the two seasons at the Ford Center.

Directory

Chairman..... Clayton I. Bennett
Executive Vice President & General Manager..... Sam Presti
Assistant General Manager/Vice President..... Troy Weaver
Assistant General Manager/Legal and Administration..... Michael Winger
Head Coach..... Scott Brooks (All-Time: 234-147, 614; All-Time vs. New Orleans: 12-5, 706)
Assistant Coaches..... Mark Bryant, Rex Kalamian, Brian Keefe, Robert Pack, Mike Terpstra
Director, Medical Services..... Dr. Donnie Strack
Head Athletic Trainer..... Joe Sharpe
Director of Basketball Communications..... Matt Tumbleson
Manager of Basketball Communications..... Michael Ravina
Manager of Basketball Communications..... John Read

General Information

Division Northwest
Phone (405) 208-4800
Address..... 211 N. Robinson, Suite 300, Oklahoma City, OK 73102
Home Court..... Chesapeake Energy Arena (18,203, opened 2002)
Radio..... WWLS, (640 AM/98.1 FM) - Matt Pinto
Spanish Radio..... WKY 930 AM - Eleno Ormales
Cable TV..... Fox Sports Oklahoma - Brian Davis, Grant Long, Lesley McCaslin

New Orleans vs. Oklahoma City Franchise Series Notes

Overall Record: 26-38 (.406) Home Record: 16-15 (.516) Road Record: 10-23 (.303)
Current Streak: Lost 4 Home: Lost 1 Road: Lost 5
New Orleans Biggest Win31 (123-92 vs. Seattle on Jan. 16, 2008)
New Orleans Biggest Loss45 (74-119 at OKC on Feb. 27, 2013)
New Orleans Last Win At Home91-89 on Jan. 24, 2011
New Orleans Last Loss At Home79-100 on Dec. 1, 2012
New Orleans Last Win On The Road97-92 on Jan. 6, 2010
New Orleans Last Loss On The Road74-119 on Feb. 27, 2013



2013-14 Pelicans vs. 76ers

Nov. 16 vs. Philadelphia
Nov. 29 at Philadelphia

2011-12 vs. 76ers (1-1)

Nov. 7 vs. Philadelphia L 62-77
Jan. 15 at Philadelphia W 111-99

Did You Know?

Pelicans lead assistant coach Randy Ayers was the head coach of the 76ers for 52 games during the 2003-04 season.

Directory

Managing Owner..... Josh Harris
Co-Managing Owner David Blitzer
CEO Scott O'Neil
Director of Player Personnel..... Courtney Witte
Head Coach..... Brett Brown (All-Time: 0-0, 000; All-Time vs. New Orleans: 0-0, 000)
Assistant Coaches..... TBA
Head Athletic Trainer..... Kevin Johnson
Director of Public Relations..... Michael Preston
Public Relations Coordinators..... Sean McCloskey, Rebecca Timms

General Information

Division Atlantic
Phone (215) 339-7666
Address 3601 South Broad Street, Philadelphia, PA 19148
Home Court Wachovia Center (20,328, opened 1996)
Radio..... SportsRadio 94 WIP (610 AM) – Tom McGinnis
TV Comcast SportsNet, The Comcast Network – Marc Zumoff, Maalik Rose

New Orleans vs. Philadelphia Franchise Series Notes

Overall Record: 46-32 (.590) Home Record: 27-13 (.675) Road Record: 19-19 (.500)
Current Streak: Won 1 Home: Lost 2 Road: Won 1
New Orleans Biggest Win.....52 (136-84 at Charlotte on Feb. 27, 1992)
New Orleans Biggest Loss.....21 (two times)
New Orleans Last Win At Home84-77 on Jan. 3, 2011
New Orleans Last Loss At Home.....62-77 on Nov. 7, 2012
New Orleans Last Win On The Road.....111-99 on Jan. 15, 2013
New Orleans Last Loss On The Road.....70-88 on Dec. 12, 2010

OPPONENTS



2013-14 Pelicans vs. Suns

Nov. 5vs. Phoenix
Nov. 10at Phoenix
Jan. 28at Phoenix
Apr. 9vs. Phoenix

2012-13 vs. Suns (2-1)

Nov. 23	at Phoenix	L	108-111 (OT)
Feb. 6	vs. Phoenix	W	93-84
Apr. 7	at Phoenix	W	95-92

Did You Know?

Suns F/C Channing Frye played for Pelicans head coach Monty Williams for two seasons in Portland (2007-08 & 2008-09) when Williams served as an assistant coach under Nate McMillan with the Trail Blazers.



2013-14 Pelicans vs. Trail Blazers

Dec. 21at Portland
Dec. 30vs. Portland
Mar. 14vs. Portland
Apr. 6at Portland

2012-13 vs. Trail Blazers (2-1)

Dec. 16	at Portland	L	94-95
Feb. 13	vs. Portland	W	99-63
Mar. 10	vs. Portland	W	98-96

Did You Know?

Prior to his arrival in New Orleans, head coach Monty Williams spent five seasons as an assistant coach for the Trail Blazers under Nate McMillan.

Directory

Managing Partner.....Robert Sarver
 Vice Chairmen.....Andrew Kohlberg, Jahm Najafi, Sam Garvin
 President of Basketball Operations.....Lon Babby
 General Manager.....Ryan McDonough
 President of Business Operations.....Jason Rowley
 Head Coach.....Jeff Hornacek (All-Time: 0-0, .000; All-Time vs. New Orleans: 0-0, .000)
 Assistant Coaches.....Jerry Sichting, Mike Longabardi, Kenny Gattison, Mark West
 VP Athletic Care/Head Athletic Trainer.....Aaron Nelson
 Head Strength and Conditioning Coach/Assistant Trainer.....Mike Elliott
 VP, Basketball Communications.....Julie Fie
 Managers, Basketball Communications.....DC Headley, Cole Mickelson
 Assistant to VP of Basketball Communications.....Lori Cook

General Information

Division.....Pacific
 Phone.....(602) 379-7900
 Address.....201 E. Jefferson Street, Phoenix, AZ 85004
 Home Court.....US Airways Center (18,422, opened 1992)
 Radio.....KTAR (620 AM) – Al McCoy, Tim Kempton
 Spanish Radio.....KSUN (1400 AM) – Ivan Valenzuela, Arturo Ochoa
 Cable TV.....FSN Arizona – Steve Albert, Eddie Johnson, Ann Meyers Drysdale

New Orleans vs. Phoenix Franchise Series Notes

Overall Record: 26-36 (.419) Home Record: 14-17 (.452) Road Record: 12-19 (.387)
 Current Streak: Won 2 Home: Won 1 Road: Won 1
 New Orleans Biggest Win.....21 (100-79 at Charlotte on Jan. 29, 2000)
 New Orleans Biggest Loss.....37 (77-115 at Phoenix on Apr. 17, 2006)
 New Orleans Last Win At Home.....93-84 on Feb. 6, 2013
 New Orleans Last Loss At Home.....103-120 on Feb. 1, 2012
 New Orleans Last Win On The Road.....95-92 on Apr. 7, 2013
 New Orleans Last Loss On The Road.....108-111 (OT) on Nov. 23, 2012

Directory

Owner.....Paul Allen
 President & CEO.....Chris McGowan
 General Manager.....Neil Olshey
 Assistant General Managers.....Bill Branch, Steve Rosenberry
 Head Coach.....Terry Stotts (All-Time: 148-217, .405; All-Time vs. New Orleans: 5-7, .417)
 Assistant Coaches.....Jay Triano, David Vanterpool, Nate Tibbetts, Kim Hughes, Dale Osbourne
 Director of Player Health and Performance.....Chris Stackpole
 Head Athletic Trainer.....Geoff Clark
 Vice President of Sports Communications.....Jim Taylor
 Sports Communications Director.....Collin Romer

General Information

Division.....Northwest
 Phone.....(503) 234-9291
 Address.....One Center Court, Suite 200, Portland, OR 97227
 Home Court.....The Rose Garden (19,980, opened 1995)
 Radio.....Fox Sports Radio (620 AM) – Brian Wheeler, Antonio Harvey
 TV.....KGW (Ch. 8) – Mike Barrett, Mike Rice
 Cable TV.....Comcast SportsNet – Mike Barrett, Mike Rice

New Orleans vs. Portland Franchise Series Notes

Overall Record: 26-39 (.400) Home Record: 16-18 (.529) Road Record: 10-21 (.323)
 Current Streak: Won 2 Home: Won 2 Road: Lost 4
 New Orleans Biggest Win.....36 (99-63 at New Orleans on Feb. 13, 2013)
 New Orleans Biggest Loss.....22 (twice)
 New Orleans Last Win At Home.....98-96 on Mar. 10, 2013
 New Orleans Last Loss At Home.....86-94 on Feb. 10, 2012
 New Orleans Last Win On The Road.....97-78 on Nov. 26, 2010
 New Orleans Last Loss On The Road.....94-95 on Dec. 16, 2012



2013-14 Pelicans vs. Kings

Dec. 23at Sacramento
Jan. 21vs. Sacramento
Mar. 3at Sacramento
Mar. 31vs. Sacramento

2012-13 vs. Kings (2-1)

Jan. 21	vs. Sacramento	W	114-105
Feb. 24	vs. Sacramento	W	110-95
Apr. 10	at Sacramento	L	110-121

Did You Know?

Pelicans assistant coach Bryan Gates began his NBA coaching career with the Kings in 2009-10 before joining Monty Williams' staff prior to the 2010-11 season.



2013-14 Pelicans vs. Spurs

Nov. 25at San Antonio
Jan. 13vs. San Antonio
Feb. 3vs. San Antonio
Mar. 29at San Antonio

2012-13 vs. Spurs (1-3)

Oct. 31	vs. San Antonio	L	95-99
Dec. 21	at San Antonio	L	94-99
Jan. 7	vs. San Antonio	W	95-88
Jan. 23	at San Antonio	L	102-106

Did You Know?

Pelicans head coach Monty Williams won an NBA Championship with the Spurs as an assistant coach during the 2004-05 season.

Directory

Ownership and Chairman.....Vivek Ranadive
 President.....Chris Granger
 President, Business Ops.....Matina Kolokotronis
 Chief Financial Officer.....John Rinehart
 General Manager.....Pete D'Alessandro
 Assistant GM.....Mike Bratz
 Head Coach.....Michael Malone (All-Time: 0-0, .000; All-Time vs. New Orleans: 0-0, .000)
 Assistant Coaches.....Brendan Malone, Corliss Williamson, Chris Jent, Micah Nori
 Assistant Coach/Player Development.....Dee Brown, Ryan Bowen
 Athletic Trainer.....Manny Romero
 Vice President, Communications.....Donna Schwartz
 Director, Media Relations.....Chris Clark
 Director, Basketball Information.....Darryl Arata

General Information

Division.....Pacific
 Phone.....(916) 928-0000
 Address.....One Sports Parkway, Sacramento, CA 95834
 Home Court.....Power Balance Pavilion (17,317, opened 1988)
 Radio.....KHTK (1140 AM) – Gary Gerould
 Cable TV.....Comcast SportsNet – Grant Napear, Jerry Reynolds, Kayle Christensen

New Orleans vs. Sacramento Franchise Series Notes

Overall Record: 33-32 (.508) Home Record: 24-9 (.727) Road Record: 9-23 (.281)
 Current Streak: Lost 1 Home: Won 3 Road: Lost 4
 New Orleans Biggest Win.....42 (101-59 at Charlotte on Jan. 10, 1991)
 New Orleans Biggest Loss.....36 (71-107 at Sacramento on Dec. 19, 2004)
 New Orleans Last Win At Home.....110-95 on Feb. 24, 2013
 New Orleans Last Loss At Home.....92-100 on Feb. 6, 2012
 New Orleans Last Win On The Road.....75-71 on Nov. 21, 2010
 New Orleans Last Loss On The Road.....110-121 on Apr. 10, 2013

Directory

Chairman & CEO.....Peter M. Holt
 President of Business Operations.....Rick Pych
 Pres. of Basketball Ops./Head Coach.....Gregg Popovich (All-Time: 905-423, .681; All-Time vs. New Orleans: 36-14, .720)
 President of Sports Franchises/General Manager.....R.C. Buford
 Assistant General Manager.....Scott Layden
 Ass. Coaches.....Jim Boylen, Ime Udoka, Sean Marks, Chip Engelland, Chad Forcier
 Head Athletic Trainer.....Will Sevensen
 Senior Director of Communications.....Tom James
 Basketball Communications Manager.....Kris Davis
 Basketball Communications Coordinator.....Mitch Heckart

General Information

Division.....Southwest
 Phone.....(210) 444-5500
 Address.....One AT&T Center, San Antonio, TX 78219
 Home Court.....AT&T Center (18,581, opened 2002)
 Radio.....WOAI (1200 AM) – Bill Schoening
 Spanish Radio.....KCOR (1350 AM) – Paul Castro
 TV.....KENS-5, KMYS-35 – Bill Land, Sean Elliott, Makil Rose, Andrew Monaco
 Cable TV.....FOX Sports Southwest (Channel 26) – Bill Land, Sean Elliott, Andrew Monaco

New Orleans vs. San Antonio Franchise Series Notes

Overall Record: 21-48 (.304) Home Record: 12-23 (.343) Road Record: 9-25 (.265)
 Current Streak: Lost 1 Home: Won 1 Road: Lost 5
 New Orleans Biggest Win.....25 (100-75 at New Orleans on Mar. 12, 2008)
 New Orleans Biggest Loss.....35 (77-112 at Oklahoma City on Dec. 23, 2006)
 New Orleans Last Win At Home.....95-88 on Jan. 7, 2013
 New Orleans Last Loss At Home.....95-99 on Oct. 31, 2012
 New Orleans Last Win On The Road.....99-90 on Oct. 30, 2010
 New Orleans Last Loss On The Road.....103-128 on Apr. 6, 2012

OPPONENTS



2013-14 Pelicans vs. Raptors

Feb. 10 at Toronto
 Mar. 19 vs. Toronto

2012-13 vs. Raptors (0-2)

Dec. 28 vs. Toronto L 97-104 (OT)
 Feb. 10 at Toronto L 89-102

Did You Know?

Raptors head coach Dwane Casey was a member of the Seattle Supersonics coaching staff when Pelicans assistant coach Fred Vinson appeared in eight games for the Sonics during the 1999-2000 season. Also, Casey led the Kentucky Wildcats to their fourth national championship in 1978, while Pelicans Anthony Davis and Darius Miller led the Wildcats to national title number eight during the 2012 season. The Sonics during the 1999-2000 season. Also Casey led the Kentucky Wildcats to their fourth national championship in 1978, while Pelicans Anthony Davis and Darius Miller led the Wildcats to national title number eight during the 2012 season.



2013-14 Pelicans vs. Jazz

Nov. 13 at Utah
 Nov. 20 vs. Utah
 Mar. 28 vs. Utah
 Apr. 4 at Utah

2012-13 vs. Jazz (1-3)

Nov. 2 vs. Utah W 88-86
 Nov. 28 vs. Utah L 84-96
 Jan. 30 at Utah L 99-104
 Apr. 5 at Utah L 83-95

Did You Know?

Former New Orleans Jazz great "Pistol" Pete Maravich's No. 7 jersey was retired by the Jazz on December 5, 1985 and by the City of New Orleans on October 30, 2002.

Directory

Chairmen of the Board Larry Tanenbaum
 President, CEO, NBA Alt. Governor Tim Leiweke
 President and GM Masai Ujiri
 Head Coach Dwane Casey (All-Time: 110-160, 407; All-Time vs. New Orleans: 5-3, 875)
 Assistant Coaches Bill Bayno, Nick Nurse, Jesse Mermuys, Tom Sterner
 Assistant Coach/Basketball Development Jama Mahlalela
 Assistant Coach/Director of Sports Science Alex McKechnie
 Head Athletic Trainer Scott McCullough
 Director, Media Relations Jim LaBumbard
 Manager, Media Relations Roven Yau
 Coordinator, Media Relations Philip Summers

General Information

Division Atlantic
 Phone (416) 815-5600
 Address 50 Bay Street, Suite 500, Toronto, M5J 2L2
 Home Court Air Canada Centre (19,800, opened 1999)
 Radio The FAN (590 AM) - Paul Jones, Eric Smith
 Cable TV TSN, TSN2, Sportsnet and Sportsnet One - Matt Devlin, Jack Armstrong, Sherman Hamilton

New Orleans vs. Toronto Franchise Series Notes

Overall Record: 30-22 (.577) Home Record: 16-10 (.615) Road Record: 14-12 (.538)
 Current Streak: Lost 4 Home: Lost 2 Road: Lost 3
 New Orleans Biggest Win 36 (100-64 at Toronto on Nov. 20, 2000)
 New Orleans Biggest Loss 18 (89-107 at Toronto on Mar. 20, 1996)
 New Orleans Last Win At Home 85-81 on Jan. 17, 2011
 New Orleans Last Loss At Home 97-104 (OT) on Dec. 28, 2012
 New Orleans Last Win On The Road 99-91 on Dec. 14, 2008
 New Orleans Last Loss On The Road 89-102 on Feb. 10, 2013

Directory

Owner Gail Miller
 Chief Executive Officer Greg Miller
 President, Miller Sports Properties Steve Miller
 Executive VP of Basketball Operations Kevin O'Connor
 General Manager Dennis Lindsey
 Vice President of Player Personnel Walt Perrin
 Head Coach Tyrone Corbin (All-Time: 87-89, 494; All-Time vs. New Orleans: 5-4, 556)
 Assistant Coaches Sidney Lowe, Michael Sanders, Brad Jones
 Assistant Coach/Player Development Brad Jones, Mark McKown
 Head Athletic Trainer Gary Briggs
 Vice President, Communications Frank Zang
 Director, Communications Jonathan Rinehart
 Senior Manager, Communications Derek Garduno
 Manager, Communications Hannah Lee

General Information

Division Northwest
 Phone (801) 325-2500
 Address 301 West South Temple, Salt Lake City UT 84101
 Home Court EnergySolutions Arena (19,911, opened 1991)
 Radio The Zone (KZNS-1280 AM/97.5 FM) - David Locke, Ron Boone
 Cable TV ROOT Sports - Craig Bolerjack, Matt Harpring

New Orleans vs. Utah Franchise Series Notes

Overall Record: 24-43 (.358) Home Record: 16-18 (.471) Road Record: 8-25 (.242)
 Current Streak: Lost 3 Home: Lost 1 Road: Lost 3
 New Orleans Biggest Win 29 (100-71 at New Orleans on Dec. 17, 2010)
 New Orleans Biggest Loss 28 (71-99 at Utah on Nov. 23, 2007)
 New Orleans Last Win At Home 88-86 on Nov. 2, 2012
 New Orleans Last Loss At Home 84-96 on Nov. 28, 2012
 New Orleans Last Win On The Road 121-117(OT) on Mar. 24, 2011
 New Orleans Last Loss On The Road 83-95 on Apr. 5, 2013

OPPONENTS



2013-14 Pelicans vs. Wizards

Jan. 8 vs. Washington
 Feb. 22 at Washington

2012-13 vs. Wizards (0-2)

Dec. 11 vs. Washington L 70-77
 Mar. 15 at Washington L 87-96

Did You Know?

Pelicans head coach Monty Williams played for the New York Knicks during the 1994-95 season and part of the 1995-96 season when Wizards President Ernie Grunfeld served as Vice President and GM of the Knicks.

Directory

Majority Owner Ted Leonsis
 President Ernie Grunfeld
 Head Coach Randy Wittman (All-Time: 147-291, 336; All-Time vs. New Orleans: 7-10, 412)
 Assistant Coaches Don Newman, Don Zierden, Sam Cassell, Ryan Saunders, Pat Sullivan
 Head Athletic Trainer Eric Waters
 Senior Director, Communications Scott Hall
 Director, Communications Patrick Rees
 Director, Corporate Communications Kelsia Colimon
 Communications Manager Daren Jenkins

General Information

Division Southeast
 Phone (202) 661-5000
 Address 601 F. Street, NW, Washington, DC 20004
 Home Court Verizon Center (20,278, opened 1997)
 Radio 106.7 The Fan - Dave Johnson, Glenn Consor
 TV Comcast SportsNet - Steve Buchhantz, Phil Chenier, Chris Miller

New Orleans vs. Washington Franchise Series Notes

Overall Record: 45-33 (.577) Home Record: 27-12 (.692) Road Record: 17-22 (.436)
 Current Streak: Lost 3 Home: Lost 2 Road: Lost 1
 New Orleans Biggest Win 33 (118-85 at Charlotte on Nov. 26, 1999)
 New Orleans Biggest Loss 23 (86-109 at Washington on Jan. 4, 1989)
 New Orleans Last Win At Home 97-89 on Feb. 1, 2011
 New Orleans Last Loss At Home 70-77 on Dec. 11, 2012
 New Orleans Last Win On The Road 92-81 on Jan. 1, 2011
 New Orleans Last Loss On The Road 87-96 on Mar. 15, 2013

2012-13 Standings

Atlantic Division							Northwest Division						
	W	L	Pct	GB	Home	Road		W	L	Pct	GB	Home	Road
New York	54	28	.659	-	31-10	23-18	Oklahoma City	60	22	.732	-	34-7	26-15
Brooklyn	49	33	.598	5	26-15	23-18	Denver	57	28	.695	3	38-3	19-22
Boston	41	40	.506	12.5	27-13	14-27	Utah	43	30	.524	17	30-11	13-28
Philadelphia	34	48	.415	20	23-18	11-30	Portland	33	38	.462	27	22-19	11-30
Toronto	34	48	.415	20	21-20	13-28	Minnesota	31	40	.378	29	20-21	11-30
Central Division							Pacific Division						
	W	L	Pct	GB	Home	Road		W	L	Pct	GB	Home	Road
Indiana	49	32	.605	-	30-11	19-21	L.A. Clippers	56	26	.683	-	32-9	24-17
Chicago	45	37	.549	4.5	24-17	21-20	Golden State	47	35	.573	9	28-13	19-22
Milwaukee	38	44	.463	11.5	21-20	17-24	L.A. Lakers	45	37	.549	11	29-12	16-25
Detroit	29	53	.354	20.5	18-23	11-30	Sacramento	28	54	.341	28	20-21	8-33
Cleveland	24	58	.293	25.5	14-27	10-31	Phoenix	25	57	.305	31	17-24	8-33
Southeast Division							Southwest Division						
	W	L	Pct	GB	Home	Road		W	L	Pct	GB	Home	Road
Miami	66	16	.805	-	37-4	29-12	San Antonio	58	24	.707	-	35-6	23-18
Atlanta	44	38	.537	22	25-16	19-22	Memphis	56	26	.683	2	32-9	24-17
Washington	29	53	.354	37	22-19	7-34	Houston	45	37	.549	13	29-12	16-25
Charlotte	21	61	.256	45	15-26	6-35	Dallas	41	41	.500	17	24-17	17-24
Orlando	20	62	.244	46	12-29	8-33	New Orleans	27	55	.329	31	16-25	11-30

OPPONENTS

2012-13 NBA Individual Leaders

Scoring Average

	G	FG	FT	Pts	Avg
Anthony, N.Y.	67	669	425	1920	28.7
Durant,OKC.	81	731	679	2280	28.1
Bryant, LA-L	78	738	525	2133	27.3
James, Mia.	76	765	403	2036	26.8
Harden, Hou.	78	585	674	2023	25.9
Westbrook, OKC.	82	673	460	1903	23.2
Curry, G.S.	78	626	262	1786	22.9
Wade, Mia.	69	569	308	1463	21.2
Aldridge, Por.	74	638	282	1560	21.1
Lopez, Bkn.	74	570	297	1437	19.4
Ellis, Mil.	82	597	289	1577	19.2
Lillard, Por.	82	553	271	1562	19.0
D. Williams, Bkn.	78	495	317	1476	18.9
Pierce, Bos.	77	476	333	1430	18.6
Lee, G.S.	79	602	255	1459	18.5
Gay, Mem.-Tor	75	521	240	1366	18.2
DeRozan, Tor.	82	548	355	1485	18.1
J. Smith, N.Y.	80	527	237	1446	18.1
Griffin, LA-C	80	577	281	1440	18.0
Jefferson, Utah	78	611	167	1391	17.8

Rebounds Per Game

	G	Off	Def	Tot	Avg
Howard, LA-L	76	251	694	945	12.4
Vucevic, Ori.	77	273	644	917	11.9
Asik, Hou.	82	275	681	956	11.7
Randolph, Mem.	76	310	544	854	11.2
Lee, G.S.	79	218	668	886	11.2
Evans, Bkn.	80	260	628	888	11.1
Hickson, Por.	80	266	562	828	10.4
Horford, Atl.	74	195	562	757	10.2
Cousins, Sac.	75	222	524	746	9.9
Boozer, Chi.	79	175	596	771	9.8
Monroe, Det.	81	236	541	777	9.6
Sanders, Mil.	71	224	448	672	9.5
Thompson, Cle.	82	306	467	773	9.4
Jefferson, Utah	78	156	564	720	9.2
Fariied, Den.	80	260	474	734	9.2
Aldridge, Por.	74	175	495	670	9.1
Okafor, Was.	79	199	493	692	8.8
Smith, Atl.	76	133	506	639	8.4
Hibbert, Ind.	79	296	360	656	8.3
Griffin, LA-C	80	186	476	662	8.3

Assists Per Game

	G	Ast	Avg
Rondo, Bos.	38	420	11.1
Paul, LA-C	70	678	9.7
Vasquez, N.O.	78	704	9
Jr. Holiday, Phi	78	625	8
D. Williams, Bkn.	78	604	7.7
Parker, S.A.	66	499	7.6
Westbrook, OKC.	82	607	7.4
Dragic, Pho.	77	569	7.4
Nelson, Ori.	56	413	7.4
Rubio, Min.	57	418	7.3
James, Mia.	76	551	7.3
Teague, Atl.	80	579	7.2
Calderon, Tor.-Det.	73	518	7.1
Curry, G.S.	78	539	6.9
Lawson, Den.	73	501	6.9
Jennings, Mil.	80	521	6.5
Lillard, Por.	82	531	6.5
Lowry, Tor.	68	435	6.4
Conley, Mem.	80	487	6.1
Lin, Hou.	82	497	6.1

Minutes Per Game

	G	Min	Avg
Deng, Chi.	75	2903	38.7
Bryant, LA-L	78	3013	38.6
Lillard, Por.	82	3167	38.6
Durant, OKC.	81	3119	38.5
Batum, Por.	73	2807	38.5
Harden, Hou.	78	2985	38.3
Curry, G.S.	78	2983	38.2
James, Mia.	76	2877	37.9
Aldridge, Por.	74	2790	37.7
George, Ind.	79	2972	37.6

Field Goal Percentage

	FG	FGA	PCT
Jordan, LA-C	314	488	.643
Howard, LA-L	470	813	.578
McGee, Den.	303	527	.575
Ibaka, OKC.	446	778	.573
James, Mia.	765	1354	.565
Hickson, Por.	418	744	.562
Splitter, S.A.	315	563	.560
Johnson, Tor.	336	606	.554
Fariied, Den.	380	689	.552
Horford, Atl.	576	1060	.543

Free Throw Percentage

	FT	FTA	PCT
Durant, OKC.	679	750	.905
Curry, G.S.	262	291	.900
Redick, Ori.-Mil.	171	190	.900
Martin, OKC.	219	246	.890
Allen, Mia.	140	158	.886
Paul, LA-C	286	323	.885
Thomas, Sac.	253	287	.882
Teague, Atl.	199	226	.881
Collison, Dal.	242	275	.880
Crawford, LA-C	216	248	.871

3-Point Field Goal Percentage

	3FG	3FG	PCT
Calderon, Tor.-Det.	130	282	.461
Korver, Atl.	189	414	.457
Curry, G.S.	272	600	.453
Ilyasova, Mil.	95	214	.444
Nash, LA-L	57	130	.438
Battier, Mia.	136	316	.430
Green, S.A.	177	413	.429
Dunleavy, Mil.	128	299	.428
Green, LA-C	71	166	.428
Martin, OKC.	153	871	.426

Steals Per Game

	G	Stl	AVG
Paul, LA-C	70	169	2.41
Rubio, Min.	57	137	2.4
Conley, Mem.	80	174	2.18
Ellis, Mil.	82	169	2.06
Walker, Cha.	82	160	1.95
Wade, Mia.	69	128	1.86
Harden, Hou.	78	142	1.82
George, Ind.	79	143	1.81
Westbrook, OKC.	82	145	1.77
T. Young, Phi.	76	133	1.75

Blocks Per Game

	G	Bk	AVG
Ibaka, OKC.	80	242	3.03
Sanders, Mil.	71	201	2.83
Duncan, S.A.	69	183	2.65
Hibbert, Ind.	79	206	2.61
Howard, LA-L	76	186	2.45
Noah, Chi.	66	141	2.14
Lopez, Bkn.	74	154	2.08
McGee, Den.	79	157	1.99
Smith, Atl.	76	136	1.79
Biyoumbo, Cha.	80	143	1.79

2012-13 NBA Team/Individual Highs & Lows

Team Highs

Field Goals - 56, Miami, vs. SAC, 2/26 (2 OT)
 Field Goals - 54, Denver, vs. HOU, 4/6
 Fewest Field Goals - 20, New York, at GS, 3/11
 FG Attempts - 113, Denver, at GS, 11/10 (2 OT)
 FG Attempts - 113, Denver, at BOS, 2/10 (3 OT)
 FG Attempts - 104, Phoenix, at DEN, 4/17
 Fewest FG Attempts - 60, Miami, vs. NY, 4/2
 Field Goal Pct. - .638, Chicago, at CLE, 11/2
 Lowest Field Goal Pct. - .274, New York, at GS, 3/11
 3-Pt. Field Goals - 23, Houston, vs. GS, 2/5
 3-Pt. FG Attempts - 46, Houston, at WAS, 2/23
 3-Pt. FG Pct. - .818, Orlando, vs. PHO, 11/4
 Free Throws - 40, Oklahoma City, at DEN, 1/20 (OT)
 Free Throws - 40, L.A. Clippers, vs. GS, 11/3
 Fewest Free Throws - 2, Atlanta, at CLE, 1/9
 FT Attempts - 52, L.A. Clippers, vs. GS, 11/3
 Fewest FT Attempts - 3, Washington, at MEM, 2/1
 Free Throw Pct. - 1.000, Boston, at ATL, 1/25 (2 OT)
 Free Throw Pct. - 1.000, (25x, most recently) San Antonio, vs. MIN, 4/17
 Lowest Free Throw Pct. - .333, New Orleans, vs. ATL, 1/1
 Off. Rebounds - 26, Utah, at WAS, 11/17
 Fewest Off. Rebounds - 1, Boston, vs. SA, 11/21
 Def. Rebounds - 50, Denver, at BOS, 2/10 (3 OT)
 Def. Rebounds - 50, L.A. Lakers, at DAL, 11/24
 Fewest Def. Rebounds - 16, Charlotte, at UTA, 3/1
 Rebounds - 67, Indiana, vs. SAC, 11/3 (2 OT)
 Rebounds - 67, Brooklyn, vs. PHI, 4/9
 Fewest Rebounds - 23, Miami, at UTA, 1/14
 Assists - 41, San Antonio, vs. SAC, 3/1
 Fewest Assists - 9, Brooklyn, at IND, 2/11 (OT)
 Fewest Assists - 9, Oklahoma City, at MEM, 3/20 (OT)
 Personal Fouls - 35, Orlando, vs. LAL, 3/12
 Fewest Personal Fouls - 5, Orlando, at PHI, 2/4
 Steals - 18, L.A. Clippers, vs. DAL, 12/5
 Turnovers - 29, Phoenix, vs. TOR, 3/6
 Fewest Turnovers - 2, Oklahoma City, vs. LAL, 3/5
 Blocks - 17, Dallas, at NO, 2/22
 Points - 141, Miami, vs. SAC, 2/26 (2 OT)
 Points - 140, Houston, vs. GS, 2/5
 Fewest Points - 58, Atlanta, at CHI, 1/14

Individual Highs

Minutes - 60, DeRozan, TOR vs. UTA, 11/12 (3 OT)
 Minutes - 48, (8 times, most recently) Barton, POR vs. GS, 4/17
 Field Goals - 19, Wade, MIA vs. SAC, 2/26 (2 OT)
 Field Goals - 19, Jefferson, UTA vs. MIN, 4/12
 FG Attempts - 41, Bryant, LAL at GS, 12/22 (OT)
 FG Attempts - 33, Bryant, LAL at ATL, 3/13
 3-Pt. Field Goals - 11, Curry, GS at NY, 2/27
 3-Pt. Field Goals - 11, D. Williams, BKN vs. WAS, 3/8
 3-Pt. FG Attempts - 16, D. Williams, BKN vs. WAS, 3/8
 Free Throws - 25, Howard, LAL at ORL, 3/12
 FT Attempts - 39, Howard, LAL at ORL, 3/12
 Off. Rebounds - 12, (3 times, most recently) Evans, BKN at POR, 3/27
 Def. Rebounds - 23, Howard, LAL vs. DEN, 1/6
 Rebounds - 29, Vucevic, ORL vs. MIA, 12/31 (OT)
 Rebounds - 28, Chandler, NY vs. GS, 2/27
 Assists - 20, Rondo, BOS vs. PHI, 11/9
 Assists - 20, Rondo, BOS vs. TOR, 11/17
 Steals - 8, Walker, CHA vs. DAL, 11/10 (OT)
 Steals - 8, Rubio, MIN at MIL, 4/3
 Turnovers - 10, Bryant, LAL vs. IND, 11/27
 Blocks - 11, Hibbert, IND vs. NO, 11/21 (OT)
 Blocks - 11, Noah, CHI vs. PHI, 2/28
 Points - 54, Curry, GS at NY, 2/27

2012-13 NBA Attendance Totals

Team	Home Attendance			Road Attendance		
	Games	Total	Average	Games	Total	Average
Atlanta Hawks	41	620,146	15,126	41	703,804	17,166
Boston Celtics	40	744,960	18,624	41	728,521.00	17,769
Brooklyn Nets	41	704,702	17,188	41	706,824.00	17,240
Charlotte Bobcats	41	628,293	15,324	41	676,587	16,502
Chicago Bulls	41	896,944	21,877	41	743,927	18,145
Cleveland Cavaliers	41	663,882	16,192	41	688,014	16,781
Dallas Mavericks	41	821,490	20,036	41	722,151	17,613
Denver Nuggets	41	730,616	17,820	41	713,476	17,402
Detroit Pistons	41	606,094	14,783	41	692,318	16,886
Golden State Warriors	41	794,320	19,374	41	705,369	17,204
Houston Rockets	41	683,564	16,672	41	737,281	17,982
Indiana Pacers	41	626,069	15,270	40	682,456.00	17,061
Los Angeles Clippers	41	788,293	19,227	41	730,073	17,807
Los Angeles Lakers	41	778,877	18,997	41	773,532	18,867
Memphis Grizzlies	41	681,613	16,625	41	704,988	17,195
Miami Heat	41	819,290	19,983	41	782,729	19,091
Milwaukee Bucks	41	616,469	15,036	41	693,702	16,920
Minnesota Timberwolves	41	669,976	16,341	41	698,403	17,034
New Orleans Hornets	41	565,930	13,803	41	707,426	17,254
New York Knicks	41	780,353	19,033	41	749,124	18,271
Oklahoma City Thunder	41	746,323	18,203	41	751,775	18,336
Orlando Magic	41	721,414	17,595	41	689,682	16,822
Philadelphia 76ers	41	685,412	16,717	41	710,251	17,323
Phoenix Suns	41	632,913	15,437	41	703,236	17,152
Portland Trail Blazers	41	813,012	19,830	41	685,844	16,728
Sacramento Kings	41	563,743	13,750	41	709,534	17,306
San Antonio Spurs	41	755,700	18,432	41	708,920	17,291
Toronto Raptors	41	743,936	18,145	41	668,890	16,314
Utah Jazz	41	765,915	18,681	41	687,533	16,769
Washington Wizards	41	670,070	16,343	41	663,949.00	16,194
Totals	29	21,320,319	17,348	1229	21,320,319	17,348

*Note: New Orleans finished 24th in NBA Attendance (both total and average) and had five sellouts
New Orleans, LA (New Orleans Arena)- Capacity 17,188

2012-13 NBA Honor Roll

2012-13 NBA Honors

Most Valuable Player	LeBron James, Miami
Coach of the Year	George Karl, Denver Nuggets
Rookie of the Year	Damian Lillard, Portland Trail Blazers
Most Improved Player	Paul George, Indiana Pacers
Defensive Player of the Year	Marc Gasol, Memphis Grizzlies
Sixth Man Award	J.R. Smith, New York Knicks
Sportsmanship Award	Jason Kidd, New York

2012-13 All-NBA Team

First Team	Second Team	Third Team
F LeBron James, MIA	F Carmelo Anthony, NYK	F David Lee, GSW
F Kevin Durant, OKC	F Blake Griffin, LAC	F Paul George, IND
C Tim Duncan, SAS	C Marc Gasol, MEM	C Dwight Howard, LAL
G Kobe Bryant, LAL	G Tony Parker, SAS	G Dwyane Wade, MIA
G Chris Paul, LAC	G Russell Westbrook, OKC	G James Harden, HOU

2012-13 All-Defensive Team

First Team	Second Team
LeBron James, MIA	Tim Duncan, SAS
Serge Ibaka, OKC	Paul George, IND
Tyson Chandler, NYK	Marc Gasol, MEM
Joakim Noah, CHI	Avery Bradley, BOS
Chris Paul, LAC	Mike Conley, MEM
Tony Allen, MEM	

2012-13 All-Rookie Team

First Team	Second Team
Damian Lillard, POR	Andre Drummond, DET
Bradley Beal, WAS	Jonas Valanciunas, TOR
Anthony Davis, NOH	Michael Kidd-Gilchrist, CHA
Dion Waiters, CLE	Kyle Singler, DET
Harrison Barnes, GSW	Tyler Zeller, CLE

2013 NBA Draft

First Round

Team	Player	Position	School/Country
1. Cleveland Cavaliers	Anthony Bennett	Forward	Nevada-Las Vegas
2. Orlando Magic	Victor Oladipo	Guard	Indiana
3. Washington Wizards	Otto Porter	Forward	Georgetown
4. Charlotte Bobcats	Cody Zeller	Forward	Indiana
5. Phoenix Suns	Alex Len	Center	Maryland
6. New Orleans Pelicans	Nerlens Noel	Center	Kentucky (Traded to Kentucky)
7. Sacramento Kings	Ben McLemore	Guard	Kansas
8. Detroit Pistons	Kentavious Caldwell-Pope	Guard	Georgia
9. Minnesota Timberwolves	Trey Burke	Guard	Michigan (Traded to Minnesota)
10. Portland Trailblazers	C.J. McCollum	Guard	Lehigh
11. Philadelphia 76ers	Michael Carter-Williams	Guard	Syracuse
12. Oklahoma City Thunder	Steven Adams	Center	Pittsburgh
13. Dallas Mavericks	Kelly Olynyk	Center	Gonzaga (Traded to Boston)
14. Utah Jazz	Shabazz Muhammad	Forward	California-Los Angeles (Traded to Minnesota)
15. Milwaukee Bucks	Giannis Antetokounmpo	Forward	Greece
16. Boston Celtics	Lucas Nogueira	Center	Brazil (Traded to Atlanta)
17. Atlanta Hawks	Dennis Schroeder	Guard	Germany
18. Atlanta Hawks	Shane Larkin	Guard	Miami (Traded to Dallas)
19. Cleveland Cavaliers	Sergey Karasev	Forward	St. Bonaventure
20. Chicago Bulls	Tony Snell	Forward	New Mexico
21. Utah Jazz	Gorgui Dieng	Center	Louisville (Traded to Minnesota)
22. Brooklyn Nets	Mason Plumlee	Center	Duke
23. Indiana Pacers	Solomon Hill	Forward	Arizona
24. New York Knicks	Tim Hardaway Jr.	Guard	Michigan
25. Los Angeles Clippers	Reggie Bullock	Guard	North Carolina
26. Minnesota Timberwolves	Andre Roberson	Forward	Colorado (Traded to Oklahoma City)
27. Denver Nuggets	Rudy Gobert	Center	France (Traded to Utah)
28. San Antonio Spurs	Livio Jean-Charles	Forward	France
29. Oklahoma City Thunder	Archie Goodwin	Guard	Kentucky (Traded to Phoenix)
30. Phoenix Suns	Nemanja Nedovic	Guard	Serbia (Traded to Golden State)

Second Round

Team	Player	Position	School/Country
31. Cleveland Cavaliers	Allen Crabbe	Guard	California (Traded to Portland)
32. Oklahoma City Thunder	Alex Abrines	Guard	Spain
33. Cleveland Cavaliers	Carrick Felix	Guard	Arizona State
34. Houston Rockets	Isaiah Canaan	Guard	Murray State
35. Philadelphia 76ers	Glen Rice Jr.	Forward	NBDL (Traded to Washington)
36. Sacramento Kings	Ray McCallum	Guard	Detroit
37. Detroit Pistons	Tony Mitchell	Forward	North Texas
38. Washington Wizards	Nate Wolters	Guard	South Dakota State
39. Portland Trail Blazers	Jeff Withey	Center	Kansas
40. Portland Trail Blazers	Grant Jerrett	Forward	Arizona (Traded to Oklahoma City)
41. Memphis Grizzlies	Jamaal Franklin	Guard	San Diego State
42. Philadelphia 76ers	Pierre Jackson	Guard	Baylor (Traded to New Orleans)
43. Milwaukee Bucks	Ricky Ledo	Guard	Providence (Traded to Dallas)
44. Dallas Mavericks	Mike Muscala	Forward	Bucknell (Traded to Atlanta)
45. Portland Trail Blazers	Marko Todorovic	Forward	Serbia
46. Utah Jazz	Erick Green	Guard	Virginia Tech (Traded to Denver)
47. Atlanta Hawks	Raul Neto	Guard	Brazil
48. Los Angeles Lakers	Ryan Kelly	Forward	Duke
49. Chicago Bulls	Erik Murphy	Forward	Florida
50. Atlanta Hawks	James Ennis	Forward	Long Beach State (Traded to Miami)
51. Orlando Magic	Romero Osby	Forward	Oklahoma
52. Minnesota Timberwolves	Lorenzo Brown	Guard	North Carolina State
53. Indiana Pacers	Colton Iverson	Center	Colorado State (Traded to Boston)
54. Washington Wizards	Arsalan Kazemi	Forward	Oregon (Traded to Philadelphia)
55. Memphis Grizzlies	Joffrey Lauvergne	Forward	France (Traded to Denver)
56. Detroit Pistons	Peyton Siva	Guard	Louisville
57. Phoenix Suns	Alex Oriakhi	Center	Missouri
58. San Antonio Spurs	Deshaun Thomas	Forward	Ohio State
59. Minnesota Timberwolves	Bojan Dubljevic	Forward	Serbia
60. Memphis Grizzlies	Janis Timma	Forward	Latvia

OPPONENTS

OPPONENTS

All-Time NBA Statistical Leaders

Most Games Played		Most FT Attempted		Most Assists	
Robert Parish	1,611	Karl Malone	13,188	John Stockton	15,806
Kareem Abdul-Jabbar	1,560	Wilt Chamberlain	11,862	JASON KIDD	11,842
John Stockton	1,504	Shaquille O'Neal	11,252	Mark Jackson	10,334
Karl Malone	1,476	Moses Malone	11,090	Magic Johnson	10,141
Kevin Willis	1,424	KOBE BRYANT	9,468	STEVE NASH	9,916
Jason Kidd	1,391	Kareem Abdul-Jabbar	9,304	Oscar Robertson	9,887
Reggie Miller	1,389	Oscar Robertson	9,185	Isaiah Thomas	9,061
Clifford Robinson	1,380	Jerry West	8,801	Gary Payton	8,966
Gary Payton	1,335	Michael Jordan	8,772	Rod Strickland	7,987
Moses Malone	1,329	Charles Barkley	8,643	ANDRE MILLER	7,472

Most Minutes Played		Most 3PT Field Goals Made		Most Steals	
Kareem Abdul-Jabbar	57,446	RAY ALLEN	2,857	John Stockton	3,265
Karl Malone	54,852	Reggie Miller	2,560	JASON KIDD	2,559
Jason Kidd	50,111	Jason Kidd	1,988	Michael Jordan	2,514
Elvin Hayes	50,000	JASON TERRY	1,911	Gary Payton	2,445
Wilt Chamberlain	47,859	PAUL PIERCE	1,823	Maurice Cheeks	2,310
KEVIN GARNETT	47,801	CHAUNCEY BILLUPS	1,816	Scottie Pippen	2,307
John Stockton	47,764	Peja Stojakovic	1,760	Clyde Drexler	2,207
Reggie Miller	47,619	RASHARD LEWIS	1,741	Hakeem Olajuwon	2,162
Gary Payton	47,117	Dale Ellis	1,719	Alvin Robertson	2,112
John Havlicek	46,471	STEVE NASH	1,677	Karl Malone	2,085

Points		Most 3PT Field Goals Att.		Most Blocked Shots	
Kareem Abdul-Jabbar	38,387	RAY ALLEN	7,120	Hakeem Olajuwon	3,830
Karl Malone	36,928	Reggie Miller	6,486	Dikembe Mutombo	3,289
Michael Jordan	32,292	Jason Kidd	5,701	Kareem Abdul-Jabbar	3,189
KOBE BRYANT	31,617	JASON TERRY	5,037	Mark Eaton	3,064
Wilt Chamberlain	31,419	PAUL PIERCE	4,928	David Robinson	2,954
Shaquille O'Neal	28,596	KOBE BRYANT	4,879	Patrick Ewing	2,894
Moses Malone	27,409	CHAUNCEY BILLUPS	4,677	Shaquille O'Neal	2,732
Elvin Hayes	27,313	RASHARD LEWIS	4,491	TIM DUNCAN	2,652
Hakeem Olajuwon	26,946	VINCE CARTER	4,417	Tree Rollins	2,542
Oscar Robertson	26,710	Peja Stojakovic	4,392	Robert Parish	2,361

Most Field Goals Made		Most Offensive Rebounds		Most Personal Fouls	
Kareem Abdul-Jabbar	15,837	Moses Malone	6,731	Kareem Abdul-Jabbar	4,657
Karl Malone	13,528	Robert Parish	4,598	Karl Malone	4,578
Wilt Chamberlain	12,681	Buck Williams	4,526	Robert Parish	4,443
Michael Jordan	12,192	Dennis Rodman	4,329	Charles Oakley	4,421
Shaquille O'Neal	11,330	Charles Barkley	4,260	Hakeem Olajuwon	4,383
KOBE BRYANT	11,024	Shaquille O'Neal	4,209	Buck Williams	4,267
Elvin Hayes	10,976	Kevin Willis	4,132	Elvin Hayes	4,193
Hakeem Olajuwon	10,749	Hakeem Olajuwon	4,034	Clifford Robinson	4,176
Alex English	10,659	Charles Oakley	3,924	Kevin Willis	4,161
John Havlicek	10,513	Dikembe Mutombo	3,808	Shaquille O'Neal	4,146

Most Field Goals Attempted		Most Defensive Rebounds		Highest Scoring Average			
Kareem Abdul-Jabbar	28,307	Karl Malone	11,406	(400 Games or 10,000 Points Minimum)			
Karl Malone	26,210	KEVIN GARNETT	10,757	Player	G	Pts	Avg
Michael Jordan	24,537	Robert Parish	10,117	Michael Jordan	1072	32,292	30.12
KOBE BRYANT	24,301	TIM DUNCAN	9,803	Wilt Chamberlain	1045	31,419	30.07
Elvin Hayes	24,272	Hakeem Olajuwon	9,714	LEBRON JAMES	765	21,081	27.6
John Havlicek	23,930	Moses Malone	9,481	Elgin Baylor	846	23,149	27.4
Wilt Chamberlain	23,497	Kareem Abdul-Jabbar	9,394	Jerry West	932	25,192	27.0
Dominique Wilkins	21,589	Shaquille O'Neal	8,890	Allen Iverson	914	24,368	26.7
Alex English	21,036	Patrick Ewing	8,855	Bob Pettit	792	20,880	26.4
Hakeem Olajuwon	20,991	Dikembe Mutombo	8,551	George Gervin	791	20,708	26.2
				Oscar Robertson	1040	26,710	25.7
				KOBE BRYANT	1,239	31,617	25.5

Most Free Throws Made		Most Total Rebounds		Highest Field Goal Percentage			
Karl Malone	9,787	Wilt Chamberlain	23,924	(2,000 FGM minimum)			
Moses Malone	8,531	Bill Russell	21,620	Player	FGM	FGA	Pct
KOBE BRYANT	7,932	Kareem Abdul-Jabbar	17,440	Artis Gilmore	5,732	9,570	.599
Oscar Robertson	7,694	Elvin Hayes	16,279	ANDRIS BIEDRINS	1,431	2,408	.594
Michael Jordan	7,327	Moses Malone	16,212	TYSON CHANDLER	2,542	4,356	.584
Jerry West	7,160	Karl Malone	14,968	Shaquille O'Neal	11,330	19,457	.582
Adrian Dantley	6,832	Robert Parish	14,715	Mark West	2,528	4,356	.580
Kareem Abdul-Jabbar	6,712	Nate Thurmond	14,464	DWIGHT HOWARD	4,504	7,801	.577
Dolph Schayes	6,712	Walt Bellamy	14,241	Darryl Dawkins	3,477	6,079	.572
PAUL PIERCE	6,434	Wes Unseld	13,769	James Donaldson	3,105	5,442	.571
				Bo Outlaw	2,005	3,534	.567
				Jeff Ruland	2,105	3,734	.564

Highest Free Throw Percentage

(1,200 FTM minimum)			
Player	FTM	FTA	Pct
Mark Price	2,135	2,362	.904
STEVE NASH	3,038	3,360	.904
Rick Barry	3,818	4,243	.900
Peja Stojakovic	2,237	2,500	.895
CHAUNCEY BILLUPS	4,486	5,017	.894
RAY ALLEN	4,293	4,804	.894
Calvin Murphy	3,445	3,864	.892
Scott Skiles	1,548	1,741	.889
Reggie Miller	6,237	7,026	.888
Larry Bird	3,960	4,471	.886

Highest 3-Point Field Goal Percentage

(250 3FGM Minimum)			
Player	3FGM	3FGA	Pct
Steve Kerr	726	1,599	.454
STEPHEN CURRY	644	1,443	.446
Hubert Davis	728	1,651	.441
Drazen Petrovic	255	583	.437
Jason Kapono	457	1,054	.434
STEVE NOVAK	496	1,146	.433
Tim Legler	260	603	.431
STEVE NASH	1,677	3,915	.428
B.J. Armstrong	436	1,026	.425
ANTHONY MORROW	458	1,080	.424

Top 100 All-Time NBA Career Scorers

Player	YRS	G	PTS	AVG	Player	G	PTS	AVG	
Bob Pettit	11	792	20880	26.4	Magic Johnson	13	906	17707	19.5
Kareem Abdul-Jabbar	20	1560	38387	24.6	David Robinson	14	987	20790	21.1
Karl Malone	19	1476	36928	25.0	George Gervin	10	791	20708	26.2
Michael Jordan	15	1072	32292	30.1	Mitch Richmond	14	976	20497	21.0
KOBE BRYANT	17	1239	31617	25.5	Tom Chambers	16	1107	20049	18.1
Wilt Chamberlain	14	1045	31419	30.1	ANTAWN JAMISON	15	1061	19958	18.8
Shaquille O'Neal	20	1,207	28596	23.7	John Stockton	19	1504	19711	13.1
Moses Malone	19	1329	27409	20.6	Bernard King	14	874	19655	22.5
Elvin Hayes	16	1303	27313	21.0	Clifford Robinson	18	1380	19591	14.2
Hakeem Olajuwon	18	1238	26946	21.8	Walter Davis	15	1033	19521	18.9
Oscar Robertson	14	1040	26710	25.7	Terry Cummings	18	1183	19460	16.4
Dominique Wilkins	15	1074	26668	24.8	Bob Lanier	14	959	19248	20.1
John Havlicek	16	1270	26395	20.8	Eddie A. Johnson	17	1199	19202	16.0
Alex English	15	1193	25613	21.5	Gail Goodrich	14	1031	19181	18.6
Reggie Miller	18	1389	25279	18.2	Reggie Theus	13	1026	19015	18.5
KEVIN GARNETT	18	1323	25274	19.1	Dale Ellis	17	1209	19004	15.7
Jerry West	14	932	25192	27.0	Scottie Pippen	17	1178	18940	16.1
DIRK NOWITZKI	15	1108	25051	22.6	Chet Walker	13	1032	18831	18.2
Patrick Ewing	17	1183	24815	21.0	Isiah Thomas	13	979	18822	19.2
Allen Iverson	14	914	24368	26.7	Bob McAdoo	14	852	18787	22.1
PAUL PIERCE	15	1102	24021	21.8	Mark Aguirre	13	923	18458	20.0
RAY ALLEN	17	1227	23804	19.4	Dolph Schayes	15	996	18438	18.5
TIM DUNCAN	16	1180	23785	20.2	Rick Barry	10	794	18395	23.2
Charles Barkley	16	1073	23757	22.1	Tracy McGrady	15	938	18381	19.6
Robert Parish	21	1611	23334	14.5	Julius Erving	11	836	18364	22.0
Adrian Dantley	15	955	23177	24.3	Glen Rice	15	1000	18336	18.3
Elgin Baylor	14	846	23149	27.4	Dave Bing	12	901	18327	20.3
VINCE CARTER	15	1067	22223	20.8	World B. Freee	13	886	17955	20.3
Clyde Drexler	15	1086	22195	20.4	Calvin Murphy	13	1002	17949	17.9
Gary Payton	17	1335	21813	16.3	Lou Hudson	13	890	17940	20.2
Larry Bird	13	897	21791	24.3	Chris Mullin	16	986	17911	18.2
Hal Greer	15	1122	21586	19.2	CARMELO ANTHONY	10	713	17846	25.0
LeBRON JAMES	10	765	21081	27.6	Lenny Wilkens	15	1077	17762	16.5
Walt Bellamy	14	1043	20941	20.1	Bailey Howell	12	950	17770	18.7



MISCELLANEOUS



NBA INFORMATION

New York

Olympic Tower
645 Fifth Avenue
New York, NY 10022
Telephone: (212) 407-8000
Fax: (212) 832-3861

New Jersey

100 Plaza Drive
Secaucus, NJ 07094
Telephone: (201) 865-1500
Fax: (201) 974-5973

NBA CITY

6068 Universal Boulevard
Orlando, FL 32819
Telephone: (407) 363-5919
Fax: (407) 370-3178

INTERNATIONAL OFFICES

EUROPE

Headquarters - NBA EMEA
125 Kensington High Street
London, W8 5SF, UK
Telephone: 011-44-20-7795-8921
Fax: 011-44-20-7795-8901

Italy

Via Dogana 3
20123, Milano, Italy
Telephone: 011-39-02-8648-9361
Fax: 011-39-02-809-250

Spain

pq, Empresarial 'La Finca'
Edif. 15A, 28223
Pozuelo de Alarcon, Madrid, Spain
Telephone: 011-34-911-115-800
Fax: 011-34-917-995-182

Turkey

Tarakci Caddesi
Bele Gerden Stesi No:8
Zekeriyaka Sanlyer
Istanbul, Turkey
Telephone: 011-90-530-772-7975

AFRICA

Nelson Mandela Square, 2nd Floor
West Tower
Maude Street, Sandton
Johannesburg, South Africa
Telephone: 011-27-11-881-5980
Fax: 011-27-0-867-26-6351

INDIA

Parinee Crescenzo
1st Floor, C38 & C39
BCK, Mumbai 51
Telephone: 011-91-22-330-40608

MEXICO

Av. Santa Fe #94 A Tower 8th Floor
Col. Zedec Santa Fe
Mexico City, Mexico 01210
Telephone: 011-52-55-88511146

CANADA

50 Bay Street, Suite 1402
Toronto, Ontario
Canada M5J 3A5
Telephone: 416-364-2030
Fax: 416-364-0205

ASIA/PACIFIC

Hong Kong
3101, The Lee Gardens
33 Hysan Avenue
Causeway Bay, Hong Kong
Telephone: 011-852-2843-9600
Fax: 011-852-2536-4808

Taiwan

Suite 1303, No. 88, Section 2,
Chung Hsiao East Road
Taipei, Taiwan ROC
Telephone: 011-886-2-2358-1900
Fax: 011-886-2-2358-1098

Korea

41F Gangnam Finance Center
737 Yeoksam-dong, Gangnam-gu
Seoul Korea 135-984
Telephone: 011-822-2008-4617
Fax: 011-822-2008-4618

China—Beijing

19th Floor, Office Tower 2,
China Central Place,
No. 79 Jianguo Road,
Chaoyang District,
Beijing 100025, China
Telephone: 011-86-10-5200-8200
Fax: 011-86-10-5200-8202

China—Shanghai

Unit 2703-08, 27/F,
Tower 2, Plaza 66
1366 Nanjing West Road
Shanghai 200040, China
Telephone: 011-86-21-6137-2200
Fax: 011-86-21-6288-9920

2013-14 NBA DEVELOPMENT LEAGUE DIRECTORY



NBA D-League Office
 Olympic Tower
 645 5th Avenue
 New York, NY 10022
 212-407-8700
 Media Relations Contact: Joanna Shapiro
 (jshapiro@nba.com)

NBA D-LEAGUE TEAM OFFICES

Austin Toros
 12885 N. Highway 183, Suite 207
 Austin, TX 78750
 Tel: (512) 236-8333; Fax: (512) 236-8444
 Arena: Cedar Park Center
 Media Relations Contact: Perri Travillion
 (ptravillion@austintoros.com)
 NBA Affiliation: San Antonio

Bakersfield Jam
 1400 Norris Road, Bakersfield, CA 93308
 Tel: (661) 615-6550; Fax: (661) 615-6555
 Arena: Dignity Health Events Center
 Media Relations Contact: William Aquije
 (william@bakersfieldjam.com)
 NBA Affiliations: Atlanta, Los Angeles Clippers,
 Phoenix, Toronto, Utah

Canton Charge
 1101 Market Avenue North, Canton, OH 44702
 Tel: (330) 489-1701; Fax: (330) 489-1703
 Arena: Canton Memorial Civic Center
 Media Relations Contact: Sean Wyatt
 (swyatt@cantoncharge.com)
 NBA Affiliation: Cleveland

Delaware 87ers
 300 Martin Luther King Blvd., Suite 200;
 Wilmington, DE 19801
 Tel: (302) 504-7587; Fax: TBD
 Arena: Bob Carpenter Sports/Convocation Center
 Media Relations Contact: Nicole Pender
 (nicolepender@sevens.com)
 NBA Affiliation: Philadelphia

Erie BayHawks
 110 East 8th Street, Erie, PA 16501
 Tel: (814) 790-5600; Fax: (814) 790-5608
 Arena: Erie Insurance Arena
 Media Relations Contact: Jason Vaughan
 (jason.vaughan@nbaerie.com)
 NBA Affiliation: New York

Fort Wayne Mad Ants
 1910 St. Joe Center Rd., Suite 61;
 Fort Wayne, IN 46825
 Tel: (260) 469-4667; Fax: (260) 469-4674
 Arena: Allen County War Memorial Coliseum
 Media Relations Contact: Audrey Siebrase
 (audrey@fortwaynehoops.com)
 NBA Affiliations: Charlotte, Detroit, Indiana,
 Memphis, Milwaukee, Orlando

Idaho Stampede
 233 South Capitol Blvd., Suite 100;
 Boise, ID 83702
 Tel: (208) 388-4667; Fax: (208) 388-3845
 Arena: CenturyLink Arena
 Media Relations Contact: Ty Carter
 (travis@idahostampede.com)
 NBA Affiliations: Portland

Iowa Energy
 730 3rd Street, Des Moines, Iowa 50309
 Tel: (515) 564-8550; Fax: (515) 564-8551
 Arena: Wells Fargo Arena
 Media Relations Contacts: Randi Burrell,
 Patrick Jacobson (rburrell@iowanba.com,
 pjacobson@iowanba.com)
 NBA Affiliations: Chicago, Denver, New Orleans,
 Minnesota, Washington

Los Angeles D-Fenders
 555 North Nash Street, El Segundo, CA 90245
 Tel: (310) 426-6000; Fax: (310) 426-6031
 Arena: Toyota Sports Center
 Media Relations Contact: Daniel Ramirez
 (dramirez@d-fenders.com)
 NBA Affiliation: Los Angeles Lakers

Maine Red Claws
 413 Congress Street, Portland, ME 04101
 Tel: 207-210-6655; Fax: 207-210-6659
 Arena: Portland Exposition Building
 Media Relations Contact: TBD
 (TBD)
 NBA Affiliations: Boston

Reno Bighorns
 9393 Gateway Drive, Suite BH; Reno, NV 89511
 Tel: (775) 284-2622; Fax: (775) 853-1601
 Arena: Reno Events Center
 Media Relations Contact: Allison Strelak
 (abeck@renobighorns.com)
 NBA Affiliations: Sacramento

Rio Grande Valley Vipers
 4500 North 10th Street, Suite 315
 McAllen, TX 78504
 Tel: (956) 972-1144; Fax: (956) 972-1150
 Arena: State Farm Arena
 Media Relations Contact: Rebecca Sweat
 (rsweat@rgvipers.com)
 NBA Affiliation: Houston

Santa Cruz Warriors
 903 Pacific Avenue, Suite 101
 Santa Cruz, CA 95060
 Tel: (831) 466-3200; Fax: 831-466-3201
 Arena: Kaiser Permanente Arena
 Media Relations Contact: Matt De Nesnera
 (mdenesnera@santacruzbasketball.com)
 NBA Affiliations: Golden State

Sioux Falls Skyforce
 2131 South Minnesota Ave; Sioux Falls, SD 57105
 Tel: (605) 332-0605; Fax: (605) 332-2305
 Arena: Sioux Falls Arena
 Media Relations Contact: Brett Hansen
 (brett@skyforceonline.com)
 NBA Affiliations: Miami

Springfield Armor
 1 Monarch Place, Suite 220;
 Springfield, MA 01144
 Tel: (413) 746-3263; Fax: (413) 746-3262
 Arena: MassMutual Center
 Media Relations Contact: Eli Pearlstein
 (epearlstein@armorhoops.com)
 NBA Affiliation: Brooklyn

Texas Legends
 2601 Avenue of the Stars, Suite 300;
 Frisco, TX 75215
 Tel: (214) 469-0822; Fax: (214) 469-0823
 Arena: Dr. Pepper Arena
 Media Relations Contact: Britney Wynn
 (brwynn@texlegends.com)
 NBA Affiliation: Dallas

Tulsa 66ers
 10425 South 82nd East Avenue, Suite 105;
 Tulsa, OK 74133
 Tel: (918) 585-8444; Fax: (918) 398-6930
 Arena: SpiritBank Event Center
 Media Relations Contact: Ben Coldagelli
 (bcoldagelli@tulsa66ers.com)
 NBA Affiliation: Oklahoma City

COMMUNITY INITIATIVES

As the New Orleans Pelicans begin their first year under the team's new identity, the organization will focus on two key initiatives critical to the future success and prosperity of the Gulf South region: the health and sustainability of our coastal wetlands and the health and fitness of our region's children.

In conjunction with our community and corporate partners, the Pelicans are developing outreach programs that will make this message known and positively impact and inspire the lives of individuals in our community.

The health of the coastal wetlands is vital to growth and success of the state and region. The Louisiana wetlands provide 30% of the seafood catch in the contiguous U.S. Our wetlands habitat is also home to a wide variety and number of wildlife and plants.

Over 80% of wetland loss in the United States occurs in Louisiana – the equivalent of 12 basketball courts is lost every 30 minutes. The Gulf Coast has lost more than 55% of the wetlands that were here when the first Europeans arrived in the 15th century – a loss of more than 100 million acres.

The Pelicans organization is an advocate for the health and wellness of children in the Gulf South. With the ongoing goal of helping kids find the excitement in being active, the Pelicans launched their Junior Training Camp program. Junior training camps will engage participants in activities focused on creating a fun and memorable basketball experience, while also being active and healthy.

To help support its community initiatives, the team hosts an annual gala, Toast to the Coast. For more information about the team's work in the Gulf South, visit Pelicans.com.



NBA Cares is the league's global social responsibility program that builds on the NBA's mission of addressing important social issues in the United States and around the world. Through this program, the NBA, its teams and players have donated more than \$220 million to charity, completed more than 2.5 million hours of hands-on community service, and created more than 810 places where kids and families can live, learn, or play, in 25 countries and territories on five continents. NBA Cares works with internationally recognized youth-serving programs that support education, youth and family development, and health and wellness, including: KaBOOM!, Special Olympics, Boys and Girls Clubs of America, UNICEF, the Make-A-Wish Foundation, and GLSEN.



MEDIA



FOLLOWING THE PELICANS

Pelicans On FOX Sports New Orleans

The New Orleans Pelicans and FOX Sports New Orleans will begin their second year of bringing a variety of both home and road games into the homes of the Greater New Orleans area and Gulf South region. FSNO will broadcast 75 regular season games and is available statewide on cable and satellite providers. With the continuation of the affiliation comes a return to the broadcast team, with Joel Meyers (Play-by-Play), Ex-New Orleans Player David Wesley (Color Analyst) and Jennifer Hale (Sideline Reporter) all in their second year broadcasting games. Included will be a live 30-minute pre and post-game show as well as additional programming.



Radio Network Flagship Station - WWL 106.1 FM

WWL 105.3 FM in New Orleans will broadcast 80 regular season games, seven pre-season matchups and the Pelicans' entire playoff as the Pelicans enter their second of the multi-season agreement with Entercom Communications (games not broadcast occur on 10/6, 11/10 and 12/2). Sean Kelley is in his ninth season as the radio voice of the Pelicans, while John DeShazier is in his second season as color analyst. Kelley & DeShazier will also host a weekly Thursday night coach's show with Pelicans head coach Monty Williams.



Spanish Radio Network Flagship Station - ESPN Deportes WODT 1280 AM

Additionally, all 82 games will be heard on ESPN Deportes WODT 1280 AM with Oscar Tejada doing play-by-play and David Lopez serving as the Color Analyst.



2013-14 RADIO AFFILIATES

Flagship

New Orleans (552,000)
WWL 105.3-FM 96,000w (14-15)

Louisiana Affiliates

Alexandria (47,000)
KDBS 1410-AM 3,000w (13-14)
Baton Rouge (230,000)
WEMX 94.1-FM 100,000w (14-15)
Franklin (9,000)
KFRA 1390-AM 244w (13-14)

Houma (33,000)
KJIN 1490-AM 1,000w (13-14)
Morgan City (12,800)
KBZE 105.9-FM 4,000w (13-14)
Monroe (54,000)
KNBB 97.7-FM 50,000w (13)
Thibodaux (14,500)
KTIB 640-AM 1,000w (13014)

Mississippi Affiliates

Jackson (174,000)
WSFZ 930-AM 3,100w (13-14)

Columbia (6,600)
WCJU 104.9-FM 2,800w (13-14)
Gulfport/Biloxi (68,000)
WBUV 104.9-FM 16,000w (14-15)

Florida Affiliates

Pensacola (37,000)
WBSR 1450-AM 1,000w (13-14)

Spanish

New Orleans (est 150,000)
WODT 1280-AM, 5,000w (14-15)

COVERING THE PELICANS



JIMMY SMITH
Times-Picayune
Columnist



JOHN REID
Times-Picayune
Beat Writer



NAKIA HOGAN
Times-Picayune
Beat Writer



BOB STEINFELD
FSNO Producer



GARY KIRBY
FSNO Director



BUZZ KARRICK
FSNO Associate
Producer



GREG BENSEL

SENIOR VICE PRESIDENT OF COMMUNICATIONS & BROADCASTING

With responsibilities that include serving as the team's official spokesman, overseeing all internal and external communications and being the primary liaison between the club and national and local media, Senior Vice President of Communications Greg Bense enters his 17th season with the Saints. In addition to overseeing all communications efforts for the Saints, Bense also serves in the same role for the NBA's New Orleans Pelicans.

In addition to his duties with both the Saints and Pelicans, Bense also manages the communications efforts of Saints Owner/Chairman of the Board Tom Benson's community giving and business enterprises.

Bense was promoted to his current position after serving for nine seasons as director of media & public relations. In addition to managing his staff, his duties include working with the NFL's network media partners, media operations for home and away games and planning the long-range public relations initiatives for the club.

Bense has also worked on the NFL public relations staffs for Super Bowl XXXII, XXXIII and XXXVI.

Prior to joining the Saints, Bense was director of media relations for the Super Bowl XXXI Host Committee and the Greater New Orleans Sports Foundation. He has also served on the media committee for the NCAA Men's Final Four, the SEC Men's Basketball Tournament and the Sugar Bowl.

A New Orleans native who graduated from Jesuit High School and Tulane, Bense started his professional career as a media relations administrator for the PGA of America in Palm Beach Gardens, Fla., where he served on the public relations staffs for the 1991 PGA Championship, the 1991 Senior PGA Championship and the 1991 Ryder Cup.



JOEL MEYERS

TV PLAY-BY-PLAY ANNOUNCER

Entering his second season with the New Orleans Pelicans as the team's television play-by-play announcer, Joel Meyers brings over 25 years of broadcast experience to the organization. Meyers came to New Orleans after six seasons as the Los Angeles Lakers' TV Play-By-Play announcer (2005-11) and two as the Lakers' radio play-by-play announcer (2003-2005). Meyers won two Emmy awards in his time as L.A.'s TV play-by-play man and previously served four years as the voice of San Antonio Spurs' television broadcast before joining the Lakers.

Having worked for ESPN over more than a decade calling college football, college basketball and professional golf, Meyers has also worked for NBC covering the NFL, two Olympic Games as well as the NBA and professional golf.

In addition, Meyers has worked Sunday nights for CBS/WestwoodOne for the past 10 years and will continue to call NFL action while also calling Big 12 college football on FSN every Saturday night.

A St. Louis native, Meyers attended the University of Missouri.



DAVID WESLEY

TELEVISION COLOR ANALYST

David Wesley enters his second season on the New Orleans Pelicans broadcast crew as a color analyst. Prior to returning to launching his broadcast career before the 2012-13 season, Wesley spent past two seasons as an assistant coach for the NBDL's Texas Legends following a 14-year NBA career. First landing with the Nets as an undrafted free agent for the 1993-94 season, Wesley went on to spend time with the Boston Celtics (1994-97), Charlotte/New Orleans Hornets (1997-2005), Houston Rockets (2005-2006) and finally the Cleveland Cavaliers (2006-07). Wesley was part of the inaugural team that returned from Charlotte to

New Orleans for the 2002-03 season.

During his career, the 6'0" shooting guard recorded career numbers of 12.5 points, 4.4 assists and 2.5 rebounds. He did not miss a game for three consecutive seasons between 1998-99 and 2000-2001 and also played all 82 games in 1995-96. He finished fourth in the NBA in three-point field goal percentage in 2002-03 and participated in the 2003 Three Point Shootout contest at All-Star Weekend.

Wesley ranks near the top in a number of New Orleans franchise categories, including minutes played (2nd), three-point field goals made (2nd), steals (3rd), points (4th), assists (4th), games played (4th), field goals made (4th), free throws made (5th), assists per game (6th) and steals per game (7th).

Upon retiring in 2007, Wesley ranked second all-time (behind Moses Malone) in NBA history among undrafted players with 11,842 career points.

Born in San Antonio, Texas, Wesley attended Longview High School. He played one year of basketball at Temple College before transferring to Baylor University for his last three years. Wesley finished his college career at Baylor in '92.



JEN HALE

SIDELINE REPORTER

Jen Hale returns as the Pelicans' sideline reporter on FOX Sports New Orleans broadcasts, in addition to her duties as a sideline reporter for the NFL on Fox, a contributing writer for FoxSports.com and as a sports anchor for WUE, Fox 8. Hale is an award-winning sports journalist, who began her career as a political reporter and news anchor, before returning to her passion of sports.

She has won multiple Edward R. Murrow Emmy, and AP awards throughout her career.

Born in New Orleans, Jen grew up in Mobile, Ala., where she ran track, played softball and was a competitive gymnast. She returned to Louisiana to attend LSU's Honors College where she majored in Political Science. Jen was a captain of the LSU Cheerleading Squad, Miss LSU, LSU Homecoming Queen, a member of Delta Zeta Sorority and the Golden Key Honor Society.

Jen earned her Master of Science in broadcast journalism from Northwestern University in Chicago. She also attended The Fund for American Studies' Institute on Political Journalism at Georgetown University and completed a certificate on Irish Culture and Politics at University College Dublin in Ireland.

Jen published her first book, Historic Plantations of Alabama's Black Belt, in 2009 and is now working on her second publication.

She is also a RIAS Commission Fellow, spending several weeks in Germany and Belgium studying the German and European Union systems of government, press and trade.

Philanthropy is a big part of Jen's life. From volunteering at Lafayette Academy Charter School, to serving on advisory board for the Son of a Saint organization, to returning to Baton Rouge to emcee the Miss LSU pageant, which benefits Alzheimer's research and the Speech and Hearing Impaired Foundation, Jen is very active in the community.

Jen is a proud resident of the historic French Quarter. She enjoys running, cycling, cross fit and TRX. She also loves to ski and surf when vacations allow.



SEAN KELLEY

RADIO PLAY-BY-PLAY ANNOUNCER

Sean Kelley enters his ninth season as the radio play-by-play voice of the New Orleans Pelicans in 2013-14. In addition to his duties with the Pelicans, he also serves as the host of The Black and Blue Report, a 30-minute online radio show that focuses on news surrounding the Pelicans and Saints organizations, including exclusive interviews with players, coaches and executives from both franchises.

Prior to joining the Pelicans full time, Kelley spent two seasons as the primary radio studio host while also doing occasional play-by-play work in a fill-in role on the team's radio broadcasts.

Kelley served as the voice of the Tulane Green Wave from 2002-2005. While in that role, he provided play-by-play for the school's football, basketball and baseball action. He was also the host of the Tulane coach's television and radio shows. In addition to his work at Tulane, Kelley filled in as both radio play-by-play announcer and public address announcer for the New Orleans Zephyrs, the city's AAA baseball franchise.

Prior to his work with Tulane, Kelley was with KFRU-AM in Columbia, Mo., from 1998-2002. He was the station's sports director, anchor and host while doing play-by-play for the University of Missouri baseball team and also spent two years as the pre-game, halftime and post-game host for the Missouri Tiger Radio Network. Kelley's broadcast experience during that time also included work on the prep circuit announcing football and basketball on radio and television in Missouri and Illinois.

Kelley earned a degree in broadcast journalism from Southern Illinois University. He provided play-by-play for the Southern Illinois baseball and women's basketball teams from 1996-1998 and also spent time as sports director, anchor and host at WTOG-FM in Carbondale, Ill. Throughout his career, Kelley has worked as a talk show host, anchor and reporter at various special events, including the ACC Basketball Tournament. Away from basketball, Kelley serves as a volunteer firefighter with St. Tammany Parish Fire District 13.



JOHN DESHAZIER

RADIO COLOR ANALYST

John DeShazier enters his second season with the Pelicans radio broadcast team. DeShazier will serve as the color analyst on Pelicans radio broadcasts. In addition to his Pelicans duties, DeShazier is the primary writer for NewOrleansSaints.com and serves as a co-host of The Black and Blue Report, a 30-minute online radio show that focuses on news surrounding the Pelicans and Saints organizations

Prior to joining the Pelicans, DeShazier was a general sports columnist and sports writer for The Times-Picayune newspaper in New Orleans, from 1992-2012. During those 20 years he

covered and opined on local and state teams and also covered and opined on events including the NBA Finals, the Super Bowl, the NBA All-Star Game, the NCAA Final Four, the BCS National Championship Game and the Sugar Bowl.

Four times, he was honored by the Louisiana Sports Writers Association as having written the top high school or pro sports column in the state and once, by the Louisiana/Mississippi Associated Press Managing Editors for having written the top sports column.

A native of Macon, Ga., DeShazier graduated from Georgia College and State University in Milledgeville, Ga., in 1989 with a Bachelor of Science degree in journalism.

He has been a member of the Phi Beta Sigma Fraternity, Inc., since 1985, and is active in the New Orleans graduate chapter, Theta Beta Sigma.



DOUG TATUM

EXECUTIVE DIRECTOR OF DIGITAL MEDIA

Doug Tatum enters his first season with the New Orleans Pelicans as the Executive Director of Digital Media. Tatum oversees the direction of all digital media properties and the support staffs for both the Pelicans and the New Orleans Saints, including all social media accounts and all team related mobile and email platforms. He will also manage the team's overall digital marketing strategy, mobile commerce, digital advertising and search initiatives which include a daily half hour radio show covering both teams called the Black and Blue Report.

Prior to joining the Pelicans, Tatum served 13 years, first as deputy then as lead sports editor, for the state's largest newspaper, The Times-Picayune. Most recently, Tatum helped usher NOLA.com through a transition phase that saw the reduction of The Times-Picayune from a daily newspaper to a more digitally focused endeavor. Tatum was part of The Times-Picayune staff that received two Pulitzer Prizes for its coverage of Hurricane Katrina and its aftermath. Under his guidance, the sports staff of The Times-Picayune has earned numerous state, regional and national awards for its work.

Tatum, a 1992 graduate of Western Kentucky University and native of Louisville, also previously served as an editor at The Cincinnati Enquirer and The (Louisville) Courier-Journal.

DIGITAL MEDIA STAFF



BETH BLACKBURN
Digital Marketing
Manager



MICAH KAMLA
Digital Marketing
Coordinator



JIM EICHENHOFER

PUBLICATIONS AND NEW MEDIA MANAGER

Jim Eichenhofer begins his ninth season with the Pelicans as publications and new media manager. Eichenhofer is the primary writer for Pelicans.com and the team's GameTime program. Since coming to the NBA in 2005, he has organized and directed many of the multi-team features that have appeared on NBA.com and individual team websites.

Prior to joining the Pelicans, Eichenhofer was a sportswriter for daily newspapers in Geneva, N.Y., and Auburn, N.Y., earning an Associated Press award for column writing. He has written over 100 feature articles for national basketball magazines SLAM, Inside Stuff and HOOP, interviewing and profiling NBA players such as Yao Ming, Chris Bosh, Tony Parker and Kevin Durant. He's written magazine articles on past New Orleans players including Tyson Chandler, Greivis Vasquez and Carl Landry. In addition to those national magazine assignments, he's written player and team features for the NBA All-Star Game and NBA Finals official programs. He has also appeared as a guest on NBA TV.

Eichenhofer is a native of Waterloo, N.Y. and graduate of Ithaca (N.Y.) College.



LEW SHUMAN

DIRECTOR OF BROADCASTING

Shuman is in his 21st season with the New Orleans franchise, tenth as Broadcast Director. Shuman brings over 34 years of NBA Broadcast experience as a producer, director and team broadcast administrator. His responsibilities include all Radio and Television broadcast contract administration, Team Vendor operations with regards to mobile units (both broadcast and In-Arena) crews and broadcast personnel. Shuman serves as the team's TV and radio liaison with the NBA and individual team departments with regards to all broadcast related matters.

Shuman started his NBA career with 5 seasons as the Producer/Director for the World Champion Boston Celtics followed by a 2 year stint in a similar capacity with the Philadelphia 76ers before joining the organization as Producer/Director for all New Orleans broadcasts. His work has earned him 3 regional sports Emmys-1 with Boston and 2 with New Orleans. Shuman is a graduate of the University of Massachusetts-Boston.



DANIEL SALLERSON

RADIO PRODUCER/STUDIO HOST

Daniel Sallerson enters his third season as the radio producer of the New Orleans Pelicans in 2013-14. In addition to his duties with the Pelicans, he also serves as the producer of The Black and Blue Report, a 30-minute online radio show that focuses on news surrounding the Pelicans and Saints organizations, including exclusive interviews with players, coaches and executives from both franchises and The Monty Williams Show, a 30 minute radio show each week featuring Pelicans Head Coach Monty Williams.

Prior to joining the Pelicans full time, Sallerson spent one season as the radio intern for the Orlando Magic. Sallerson earned a degree in multimedia communication from Georgia Southern University. Sallerson lives in River Ridge, LA.



MATT RYAN

DIRECTOR OF BASKETBALL COMMUNICATIONS

Matt Ryan enters his second season as the Director of Basketball Communications for the New Orleans Pelicans. Ryan oversees many of the daily aspects of the department such as the media guide, credentialing, writing news releases, fulfilling player and staff interview requests both locally and nationally, while maintaining statistical upkeep of player performances. As Director, Ryan represents the department on all team travel including road trips, All-Star events, Summer League and the NBA Draft. He transitioned to the department in 2012 after beginning his career with the New Orleans Saints communications department prior to the 2011 season. Ryan is a New Orleans native who graduated from Jesuit High School and Tulane University.



LINDSEY MITCHELL

CORPORATE COMMUNICATIONS MANAGER

Lindsey Mitchell begins her seventh season with the Pelicans, her third as corporate communications manager. Mitchell moved to the corporate side of the department prior to the 2011-12 season after serving as the basketball communications coordinator for four years. Mitchell is responsible for the day-to-day operations of the team's corporate communications efforts and will serve as a point of contact for all media outlets. She will also manage all internal communications within the organization. In addition to her responsibilities with the Pelicans, Mitchell will also manage corporate communications for the New Orleans Saints.

Mitchell started with the organization in August 2007 and spent four years on the basketball side of the department. In addition to her public relations role, Mitchell was also a contributor to the web site. A native of North Canton, Ohio, Mitchell spent a year as an assistant in the Rutgers Athletic Communications department. During her time with the Scarlet Knights, Mitchell served as the primary contact for seven sports and acted as the secondary contact for the women's basketball team, as well as helping execute the communications efforts for the football team.

Mitchell, a 2006 graduate of Bloomsburg University, worked for three years in the sports information department, while also participating in the Public Relations Student Society of America and chairing the Student-Athlete Advisory Committee. In four seasons as a member of the Huskies' tennis team, she helped the squad to three appearances in the NCAA Division II Sweet 16, as well as three conference titles.

Since moving to New Orleans, Mitchell has become engaged in the community through volunteer work. She currently serves as the media representative for the New Orleans affiliate of the Pancreatic Cancer Action Network, the national non-profit advocating for a cure for pancreatic cancer through research, patient support and community outreach. Since June 2012, Mitchell has served as a board member for the New Orleans Press Club, an organization comprised of journalists, journalism educators and public relations professionals that holds events and workshops focused on networking and professional development.



BRIAN TRAVIS

BASKETBALL COMMUNICATIONS COORDINATOR

Brian Travis enters his second season with the New Orleans Pelicans Basketball Communications department, his first as Basketball Communications Coordinator. Travis is the department's primary game notes writer, and is responsible for writing news releases, maintaining team statistical databases, organizing game day operations, fulfilling external and internal media requests and accompanying the organization on team travel.

Prior to joining the Pelicans, Travis interned with the Denver Nuggets Media relations department from 2010-2012. A Denver native, Travis holds a Bachelor's in Business Information and Analytics with minors in Spanish and Leadership Studies from the University of Denver as well as a Master's in Business Administration.

MEDIA

Media Credentials

Single game requests should be directed to the Pelicans communications office no later than noon the day before the game you wish to cover (Friday at noon for Sunday and Monday games). First-time requests must be in written form on company letterhead and received by the aforementioned deadline. Because of limited press seating, credentials and/or courtside seats cannot be guaranteed. Credentials are good for admittance to the press room, dining area, locker rooms and seating areas and may be picked up at the press entrance (located at the loading dock entrance, which is across the street from Lot #4 at the New Orleans Arena). Credentials must be worn at all times and are non-transferable. Any unauthorized use will subject the bearer to ejection from the arena and the forfeiture of the credential. An autograph request by a media member will also result in the forfeiture of the credential.

Press Parking/Press Gate

Working media should park in Lot #4 (off of Girod Street) and cross the street to enter the New Orleans Arena through the doors by the loading dock. You will be able to pick up your credential at a table in front of the security office windows upon entering the arena. Your name will be on a parking list held by the security guard at the entrance of the lot.

Press Room

The press room is located at the west end of the arena to the right of the loading dock areas and is open four hours before game time. We must limit press room usage to the working media and game staff only. We are not able to accommodate any family, friends or guests. Telephones, fax service, internet access, game notes, statistics, quotes and out-of-town scores are available in this area. Please use common courtesy in securing a quiet working environment in the press room.

Pre and Post-Game Interviews

In accordance with NBA policy, the locker rooms are open to members of the media until 45 minutes before the game and within 10 minutes after the game. Players and coaches are available for interviews at those times. Only working members of the media with valid credentials will be admitted to the locker room. Your cooperation is requested in maintaining a professional atmosphere in the locker room for pre and post game interviews. Per NBA policy, use of cellular phones in the locker room is prohibited. Head Coach Monty Williams will be available 105 minutes prior to tip-off outside the team's locker room and approximately 10 minutes following the game in the press room.

Game Notes and Statistics

Game notes and additional press materials are available in the press room three hours before each game. Statistics are distributed to the working media during the game and are also available in the press room. Post-game notes and quotes are distributed a short time following the completion of the game. Statistics monitors are provided at courtside for television and radio broadcasts as well as for print and television media.

Photographers

Season passes will be provided to accredited photographers from New Orleans area daily newspapers and television stations who plan on covering at least 30 of the Pelicans' 41 regular season home games. Weekly newspaper photographers will

be handled on an individual game basis. Photographs are also available from the communications department. Photographers must be on assignment for a publication to be credentialed. Limited space is available at each end of the court for both television and still photographers. Photographers must stay in the designated area. Photographers may not sit on equipment cases and live television cameras have first priority on location and right of way. All NBA league rules regarding photography apply.

Meals

A pre-game meal is served in the room adjacent to the media workroom at the arena two and a half hours before each game. Beverages and snacks are available in the press room at halftime and following each game.

Practice Policy

The Pelicans practice at a newly constructed practice facility, located at 5800 Airline Drive in Metairie, LA. Media should enter through the media entrance of the building (posted on the doors, located adjacent to the main entrance) and park in the general parking lot. Practices are closed to the public, but open for the final 15 minutes to the media. The players and coaches are available immediately following the practice for courtside interviews. Please contact the Pelicans communications department to confirm practice times and the availability of the players and coaches. Interviews lasting longer than five minutes should be scheduled in advance with the Pelicans communications department. Photographers and television crews may shoot the final 15 minutes of practice. There is a press area with phone access available to the media throughout practice.

Directions From the N.O. Airport (Louis Armstrong) to the N.O. Arena

Follow airport access road to I-10 East. Go approximately eight miles, stay in the right lanes at I-10/I-610 split (after Bonabel Blvd. Exit) and follow I-10 Eastbound towards downtown New Orleans. Go approximately three miles after the split, stay in the middle lanes and take the Superdome Exit. Turn right at the end of the ramp onto Girod Street. The arena is in the first block on your right. Driving time is approximately 30 minutes, but allow 45 minutes during rush hour.

Directions From Downtown N.O. to the Pelicans Practice Facility

Take I-10 westbound towards Baton Rouge. Exit 226 for Clearview Parkway South towards the Huey Long Bridge. Merge on to Clearview Parkway and turn right on to Airline Drive. Destination is 1.1 miles up Airline on the lefthand side. The duration of the trip is approximately 20 minutes. Please see above practice policy for parking and entrance instructions.