

# 2012-13 MEDIA GUIDE



## Credits

Editors .....Dennis Rogers, Calder Hynes, Kyle Bass, Lindsey Mitchell  
Associate Editors.....Harold Kaufman, Jim Eichenhofer, Clark Wilson  
Design, Layout and Production ..... Eddie Coe, Allison Cheaney  
Photography .....Layne Murdoch, NBA Photos  
Special Thanks ..... Randy Robles, Bob Rosen, Chris Thorn and the Elias Sports Bureau

© 2012 New Orleans Hornets

All NBA and team insignia depicted in this publication are the property of NBA Properties, Inc. and the respective teams of the NBA and may not be reproduced for commercial purposes without the prior written consent of NBA Properties, Inc.

The information contained in this publication was compiled by the New Orleans Hornets and is provided as a courtesy to our fans and the press and may be used only for personal or editorial purposes. Any commercial use of this information is prohibited without the prior written consent of the New Orleans Hornets.

## Leadership

## Basketball Operations

## Media Information

## Players

## 2011-12 Season Summary

## History

## Records

### Miscellaneous Records

### Playoff Records

### Opponents/NBA


### Miscellaneous

2

September 28	2012 NBA Team Media Days for teams competing in international preseason contests
September 29	2012 NBA Training Camps open for practice for teams competing in international preseason contests
October 1	2012 NBA Team Media Days
October 2	2012 NBA Training Camps open for practice
October 5	NBA Europe Live 2012 (Boston Celtics @ Ulker Fenerbahce in Istanbul, Turkey at Ulker Sports Arena)
October 6	NBA Europe Live 2012 (Dallas Mavericks @ Alba Berlin in Berlin, Germany at O2 World)
October 7	NBA Europe Live 2012 (Boston Celtics @ EA7 Emporio Armani in Milan, Italy at Mediolanum Forum)
October 7	NBA Mexico Games 2012 (New Orleans Hornets vs. Orlando Magic in Mexico City, Mexico at Mexico City Arena)
October 9	NBA Europe Live 2012 (Dallas Mavericks @ FC Barcelona in Barcelona, Spain at Palau Sant Jordi)
October 11	NBA China Games 2012 (Miami Heat vs. L.A. Clippers in Beijing, China at MasterCard Arena)
October 14	NBA China Games 2012 (Miami Heat vs. L.A. Clippers in Shanghai, China at Mercedes-Benz Arena)
October 19	NBA Canada Series (Toronto Raptors vs. New York Knicks in Montreal, Canada)
October 24	NBA Canada Series (Minnesota Timberwolves vs. Detroit Pistons in Winnipeg, Canada)
October 30	2012-13 Season Tips Off
January 7	10-day Contracts can now be signed
January 10	All Contracts are guaranteed for remainder of the season
February 15-17	2013 NBA All-Star (Houston)
February 21	2013 NBA Trade Deadline (3 p.m. ET)
April 10-13	Portsmouth Invitational Tournament (Portsmouth, VA)
April 17	Regular Season ends
April 20	2013 NBA Playoffs begin
April 28	NBA Draft Early Entry Eligibility Deadline (11:59 p.m. ET)
May 7	Conference Semifinals begin (possible move-up to May 6)
May 21	2013 NBA Draft Lottery
May 22	Conference Finals begin (possibly move-up to May 21)
June 6	The Finals begin (possible move-up to June 4)
June 17	NBA Draft Early Entry Withdrawal Deadline (5 p.m. ET)
June 20	Last possible date for 2013 NBA Finals (possible move-up to June 18)
June 27	2013 NBA Draft



# LEADERSHIP





The essential qualities and directives of Mr. Benson's tenure as owner of the Saints have been unadorned - direct all of his efforts and resources towards bringing fans new levels of success on the football field, all while supporting his hometown and the entire region by investing in the community. Since purchasing the club in 1985, Mr. Benson has understood the important role the Saints play in the fabric of the Gulf South, serving as a cornerstone of the region economically. Through the team's efforts off the field, Mr. Benson has made the organization a leader in charitable causes.

His dedication to New Orleans has been among Mr. Benson's most rewarding endeavors. Since 2005, he's positioned the Saints as a leader in the recovery of the region in the wake of Hurricane Katrina, the worst natural disaster in our nation's history. The club was among the first major businesses to return to New Orleans, and in 2006 had a thrilling season that became an inspiration for a region on the mend. In 2010, through his leadership, the club established the Saints Gulf Coast Renewal Fund, which raised over \$1.5 million. The efforts of the organization have continued to lift the community, with the team serving as an economic engine and a pacesetter in philanthropic contributions.

Upon taking on ownership of the Saints, Mr. Benson was confident that he would one day bring a championship to his hometown. That aspiration came to fruition on February 7, 2010 when the Saints defeated the Indianapolis Colts, 31-17, in Super Bowl XLIV in Miami, Fla.

The Saints' successful march to the National Football League's Championship level has been the crown jewel of many highlights that the franchise has achieved both on and off the field since 2006. This period, featuring the Super Bowl title, two NFC Championship appearances, three division championships and four playoff berths, combined with a commitment to rebuild and enhance the Gulf South region, has embodied the testament and realization of the principles that Mr. Benson has instilled in the Saints' organization throughout his 27 years of team ownership.





In 1945, Mr. Benson served in the Navy aboard the U.S.S. South Dakota and has remained particularly close to this branch of the armed forces. He is the only enlisted man to serve on the Board of Trustees of the Pensacola Naval Museum and has been honored with an award from the crew of the submarine

A leading advocate for the National World War II Memorial in Washington D.C., Mr. Benson was also a major contributor and past director of The National D-Day Museum in New Orleans, with his pledges helping fund the Pacific Exhibit Grand Opening and the Midway Theater. In 2011, he was among five NFL owners honored with an American Spirit Award by the museum for service in the war.



New Orleans' leading advocate of the successful bid to host the upcoming Super Bowl XLVII, Benson remains committed to work on behalf of the city to land future Super Bowls, because of the financial impact and positive global exposure they are able to shed on the city and the state.



prior to the start of the season. Since then, all 61 games played at the Mercedes-Benz Superdome have been filled on a season ticket basis. This success, fueled by innovative restructuring of ticket prices and categories, has resulted in a season ticket waiting list of over 73,000 fans. In addition, every luxury suite has been leased since 2008 while Saints merchandise has consistently been one of the top selling lines in the NFL. On the field, the Saints have compiled a 67-37 overall record since 2006, appeared in the playoffs four times and won Super Bowl XLIV.

Fostering the rejuvenated spirit of the city of New Orleans and the Gulf Coast region, LeBlanc uses creative connecting not only on the Saints' behalf but also on a multitude of civic, cultural and philanthropic levels through her passion for the city she calls home. This community commitment extends beyond economic development with a focus on improving the quality of life of citizens in need and Gulf Coast environmental protection. She was a key figure behind an initiative in 2010, in which the club raffled off a Super Bowl XLIV ring to raise over \$1.5 million, which was distributed to those most affected by the Gulf of Mexico oil spill. The commitment to the betterment of the environment is an important pillar of LeBlanc's core beliefs, as she and the Saints have joined in partnership with several coastal preservation groups, including America's Wetlands and Women of the Storm, to raise awareness and funding for this vital national resource.

LeBlanc oversees more than \$7 million in annual charitable contributions, goods and services donated by the Saints to serve New Orleans and the entire region. Serving the needs of a community devastated by Hurricane Katrina has been a priority. In the immediate days following the storm, LeBlanc helped establish the Saints Hurricane Katrina Relief Fund, which raised over \$1 million to assist the citizens of the Gulf South. Over 5,000 charities, schools, churches, foundations and festivals receive in-kind donations from the club annually.

Another longstanding part of the club's community initiatives has been with one of the NFL's most comprehensive commitments to youth football. LeBlanc's close working relationship with the league office has proved to be beneficial in securing league grants and programs that benefit Gulf South youth and charitable initiatives. Since 2006, the Saints have distributed over

In 2009, the Benson family displayed their unwavering commitment to the future success of the franchise and region through a partnership with the State of Louisiana that continued the club's commitment to the state through 2025. The agreement called for the club to make a long-term investment that has dramatically revitalized the neighborhood around the Mercedes-Benz Superdome with the addition of Benson Tower and Champions Square. As a result of the agreement, the Mercedes-Benz Superdome underwent extensive renovations and upgrades to make it a world-class facility for Saints fans and visitors. Following the debut of the renovations in 2011, the club reached a ten-year agreement with Mercedes-Benz USA to rename the facility the Mercedes-Benz Superdome. The team's renovated stadium, combined with its recently renovated and expanded team headquarters in Metairie, are both among the finest facilities in professional sports.

In addition to her responsibilities with the Saints, LeBlanc also plays a key role with several investments made by her family and Zelia LLC that have spurred the economic development of New Orleans. In 2009, Zelia LLC purchased two properties in the city's Central Business District (CBD) that were dormant since Hurricane Katrina. LeBlanc has overseen the effort to redevelop Benson Tower, a 26-story building with over 480,000 square feet of office space, into one of the CBD's premier office and commercial buildings. Further leading the rejuvenation of the city's Poydras Corridor and CBD is the redevelopment of a former mall into Champions Square, a unique sports and entertainment complex adjacent to the Mercedes-Benz Superdome. Champions Square, a partnership between the State of Louisiana and Zelia LLC, has been instrumental in helping secure premier sporting events for New Orleans since its debut. LeBlanc also serves on the Board of Directors for the Louisiana Media Company, which includes WWUE FOX-8, the only locally-owned television station in New Orleans. In addition, she was recently appointed to serve on the board of directors for the Louisiana Film and Entertainment Association, an organization that was created to promote and protect the entertainment industry in the State of Louisiana.

LeBlanc has been a driving force behind the club's successes, both on and off the field. In 2006, the team achieved its first full season ticket sellout



In addition to her efforts with the Saints, LeBlanc has also taken an active leadership role in promoting the economic growth and development of New Orleans and the Gulf South, while working to recruit new businesses as well by serving on the boards of the Business Council of New Orleans and the River Region, Greater New Orleans Inc. and the New Orleans Business Alliance. She previously served on New Orleans Mayor Mitch Landrieu's Economic Development Task Force. As an active member of New Orleans' rich cultural landscape, LeBlanc devotes her time and passion to the Ogden Museum, which highlights southern artistic expressions through exhibits at the University of New Orleans.



In her spare time, LeBlanc has displayed her adventurous spirit by recently rappelling down the 26-story Benson Tower for the Special Olympics to experiencing an AMA two-up at 153 MPH.



In 2008, he was also a primary member of the negotiating team during the purchase of WVUE, and has since helped steward the station's growth in the New Orleans market.

Lauscha has been involved with numerous league-wide initiatives, including an NFL working committee for league financial reporting and a working committee for disaster preparedness. He has also completed the NFL Managers Program at Stanford University's Executive Education Graduate School of Business.

His dealings with the Saints, state officials and local organizations have provided an opportunity for community involvement. His professional and charitable work was recognized by New Orleans CityBusiness when Lauscha was selected as one of the 40 Most Influential Members of the Community. The honor is bestowed on those who are laying the groundwork for a better city. In 2010, he was named the Alumnus of the Year by Loyola University of New Orleans' College of Business and also was named to the 2010 Class of Role Models by the Young Leadership Council, recognizing his commitment and contributions to the enhancement of the community.

Lauscha and his wife Jennifer, have a son, Dennis Patrick, Jr., and a daughter, Evelyn Anne.

Lauscha was promoted to Executive Vice President in May, 2009, after serving as Senior Vice President from 2006-09, and first being named a Vice President after joining the Saints as Chief Financial Officer in 1998. He's a key member of the team that actively pursues future Super Bowls for the City of New Orleans - and was instrumental in landing Super Bowl XLVII, to be played on February 3, 2013 at the Mercedes-Benz Superdome.

Lauscha was part of the Saints' contingent that negotiated the agreement with Louisiana Governor Bobby Jindal on a partnership that continues the club's commitment to the state through 2025. The deal included the Benson family purchasing and redeveloping the New Orleans Centre and Benson Tower, properties adjacent to the Mercedes-Benz Superdome. As a result of the agreement, the Mercedes-Benz Superdome underwent extensive renovations and improvements.

The innovative agreement has dramatically modernized the team's playing facility, revitalized the area around the stadium and has generated revenue for the state without any new taxes for citizens. In 2011, Lauscha also played a key role in finalizing a ground-breaking ten-year stadium naming rights and sponsorship agreement with Mercedes-Benz.

## Executive Staff

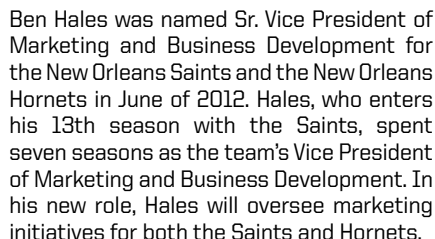


**Melissa Manwaring**

**Rodney Henry**

Personal Assistant to the  
Owner/Chairman of the Board

**Ben Hales - Senior Vice President of Marketing & Business Development**



In 2011, Hales finalized a ground-breaking ten-year naming rights deal for the stadium with Mercedes-Benz. Throughout his tenure, he has helped create and implement a variety of innovative opportunities for local and national partners to build relationships with the club, including the development of Patron Saints Partners, a premium sponsorship program. Under his direction the club has added a sponsorship and fulfillment department, to ensure corporate partners receive the highest level of service.

In 2006, the Saints achieved the first season ticket sellout in team history, a feat the team has equaled each season since then. The club was named the 2006 Marketer of the Year by the American Marketing Association's New Orleans regional chapter and also received the 2007 MAX Award for its 2006 "Winning Is An Attitude" advertising campaign.

Hales joined the Saints in 2000 as a corporate sales account executive. In 2001, he was promoted to corporate sales and broadcasting manager before becoming a director the following year and assuming the responsibilities of business and marketing operations.

Prior to joining the Saints, Hales worked in television advertising in the New Orleans market. In addition to his community efforts on behalf of the team, Hales is a member of the New Orleans City Park Board of Commissioners, the People's Health Champions Selection Committee and the Super Bowl XLVII Host Committee Executive Committee.

A native of New Orleans and a longtime Saints terrace and plaza level season ticket holder before joining the club, Hales earned a degree in English from the University of Mississippi in 1996. Hales, his wife, Kendall, and daughters Madison and Caroline live in New Orleans.



**Jessica Richardson**  
Sr. Director Marketing



**Matt Rose**  
Director Digital Marketing



**Eddie Coe**  
Senior Graphic Designer



**Beth Blackburn**  
Digital Marketing Manager



**Leo Freeman**  
Graphic Designer



**Fred Ruckert**  
Marketing and Broadcasting  
Coordinator



**Micah Kamla**  
Digital Marketing Coordinator



**Allison Cheaney**  
Creative Services Intern



**Kala Montgomery**  
Digital Marketing Intern

## Event Presentation



**Josh Richardson**  
VP - Event Presentation  
and Broadcasting



**Cris Quintana**  
Director Event Presentation



**Tim Fanguy**  
Director Video Production



**CJ Lickert**  
Production Manager/  
Technical Director



**Ashley Deaton**  
Honeybee Manager/  
Choreographer



**Samantha Carducci**  
Manager Game Presentation



**Jovanda Fields**  
Manager Promotions and Events



**Eddie Johnson**  
Manager Promotions and Events



**Justin Bailey**  
Mascot Coordinator



**Rob Nice**  
Game Host



**Nicole Blum**  
Promotions and Events  
Coordinator



**James Crosbie**  
Shooter/ Editor



**Cody Disbennet**  
Promotions and Events  
Coordinator



**Lindsey Hages**  
Game Presentation  
Coordinator



**Jonathan Pizzo**  
Promotions and Events  
Intern

## Community Investment

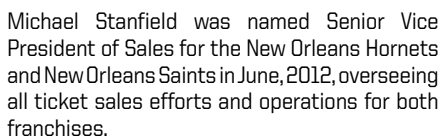


**Julie Borsch**  
Community Investment Development Executive



**Whitney Mitchell**  
Community Investment Development Executive

**Michael Stanfield - Senior Vice President of Sales**



the lease of the Superdome's luxury suites, overseeing the sale of all team merchandise as well as maintaining the club's high standards of customer service and retention.

Under his direction, the team has surpassed the majority of the club's ticket sales milestones, including selling out on a season-ticket basis for the first time in franchise history in 2006 - a feat that has reached seven-straight seasons. In addition the club has leased every Superdome suite since the beginning of the 2008 season. Saints official merchandise has grown annually into one of the NFL's top sellers, and Stanfield also supervises the ticket, suite sales and box office personnel on a daily basis, in addition to serving as the food and beverage service liaison with the Superdome.

Since Stanfield's arrival in 2000, the Saints have sold out every contest in the Superdome but one. Prior to the 2006 season, an innovative season-ticket marketing program fueled the rise of filling the stadium on a season-ticket basis. Fans on all economic levels were reached in an effort to retain existing accounts and while cultivating new ones, and those efforts have built a waiting list that has continued to grow for season tickets for the first time in franchise history. In 2011, the team established a single-season regular season attendance record for games played at the Mercedes-Benz Superdome with 584,336 fans attending Saints games.

Stanfield has also helped oversee the institution of a direct mail and email database to generate ticket sales and excitement surrounding the club and initiated other creative promotional campaigns by using the club's ever-expanding social and new media platforms. The Saints have also been recognized as one of the top organizations in professional sports for their customer service initiatives and outreach programs, including being named the top professional sports organization by ESPN The Magazine in June (2010).

Stanfield has spearheaded another innovative program unique to the sports industry in launching and supervising an advertising sales staff for WVUE-TV, which was purchased by Saints Owner Tom Benson in 2008.

A veteran of 25 years in the sports industry, Stanfield was promoted to vice president after serving as director of ticket sales and operation services for the Saints from 2000-05. The accomplishments of the Ticket & Suite Sales Department were numerous under Stanfield's direction in his initial six years with the Saints, as the club posted a 36-straight game sellout streak and reached the former club-record of 53,000 season-ticket holders in 2003.

In 2007, Stanfield completed the Stanford Business School's Executive Education NFL-Stanford Program for Managers, an educational program and honor known league-wide as an important training ground for promising executives.

Stanfield is on the Board of Directors for the Saints Hall of Fame, and a member of the Super Bowl XLVII Host Executive Committee and National Sports Forum Steering Committee. A sports industry public speaker, Stanfield has given presentations at many national events. In 2011 Stanfield was named MVP of the Steering Committee of the National Sports Forum.

In prior work experience, he was Director of Ticket Sales for the Detroit Tigers from 1998-99, with the Major League Baseball club achieving a then-club record for ticket revenue over a two-year span.

Stanfield previously served as the Director of Ticket Sales for the Detroit Vipers in 1997, supervising sales and marketing for the International Hockey League club. That season, the Vipers led the IHL in attendance, averaging over 18,000 per game.

His stint with the Tigers was Stanfield's second in Major League Baseball, as he was a member of the ticket sales staff for the Florida Marlins in 1993, the club's inaugural season.

A graduate of St. Leo University (Fla.), Stanfield and his wife, Stacey, have a daughter, Olivia Grace. Stanfield currently serves on the Board of Directors for the St. Leo's Alumni Association, and is an active speaker at numerous youth foundations and professional groups throughout the Gulf South.



**Rich Witmeyer**  
Sr. Director Premium



**Natasha Moody**  
Sr. Premium Services Manager



**Eric Childers**  
Ticket Operations Manager



**Mike Karczewski**  
Ticket Operations Coordinator



**Alex Hamilton**  
Ticket Operations Coordinator

## 14

## New Business Development Sales



**Bryan Ross**  
Sr. Director Ticket Sales, Service  
and Operations



**Chris Carillo**  
Sr. New Business  
Development Executive



**Stephanie Harpster**  
Sr. New Business  
Development Executive



**Corey Neuberger**  
Sr. New Business  
Development Executive



**Chris Wilson**  
Sr. New Business  
Development Executive

## Season Ticket Sales



**Marc Johnson**  
Senior Sales Manager



**Travis Burkett**  
Account Executive



**Kevin Ferguson**  
Account Executive



**Jamel Jodah**  
Account Executive



**Rob Morgan**  
Account Executive



**Julian Posecai**  
Account Executive



**Michael Styles**  
Account Executive



**Nick Vacanti**  
Account Executive

## Group Ticket Sales



**Stefanie Sandy**  
Group Sales/Service  
Manager



**Alex Aldrich**  
Group Sales Executive



**Denton Faerber**  
Group Sales Executive



**David Garry**  
Group Sales Executive



**Chris Granger**  
Group Sales Executive



**Katie Knepper**  
Group Sales Executive



**Ashley Thiedke**  
Group Sales & Service  
Coordinator



**Emily Britton**  
Group Service Coordinator



**Jordan Johnson**  
Group Service Associate

## Season Ticket Service and Retention



**Blake Simon**  
Season Ticket Service &  
Retention Manager



**Gena Boudreaux**  
Account Executive



**Courtney Gros**  
Account Executive

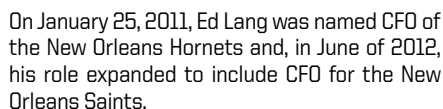


**Tim Grzych**  
Account Executive



**Kori Lee**  
Ticket Service Coordinator

**Ed Lang - Senior Vice President/CFO**



be responsible for leading the continuous effort to improve operations and streamline the work processes in regards to finances.

Prior to coming to New Orleans, Lang spent 13 years with the Nashville Predators. The Predators introduced Ed Lang as the organization's President of Business Operations on December 11, 2007, after the successful sale of the team to a new ownership group. Lang, who was with the franchise at its inception, began as the organization's Vice President/CFO and was named Executive Vice President of Finance and Administration/CFO in 2005.

Lang was in charge of all aspects of the Predators operations outside of hockey, including Bridgestone Arena operations. He was responsible for the franchise's business operations, which included ticket operations, sales, sponsorship sales, broadcasting, marketing, communications and development, administration and finances.

The Cincinnati, Ohio native was an alternate governor for the Predators and was charged with overseeing the franchise's overall operation, including the development of long-term plans and goals. Lang was instrumental in

assisting former owner Craig Leipold in securing the expansion franchise that became the Nashville Predators in 1997. As one of the club's first employees, Lang also played important roles in creating the organization's structure and establishing its business operations.

Prior to joining the Predators, Lang worked for S.C. Johnson and Son in Racine, Wis. For 12 years. He served in a variety of business and financial capacities, including venture manager for the office of the chairman, financial support manager, North America professional markets; and financial project manager, corporate financial analysis.

In March of 2006, Lang was elected to the board of directors for Johnson Outdoors, a leading global outdoor recreation company. The company designs, manufactures and markets a portfolio of winning, consumer-preferred brands across four categories: watercraft, marine electronics, diving and outdoor equipment.

After moving to Nashville in 1997, Lang became very active in the Middle Tennessee community. He was elected Chairman of Nashville's Adventure Science Center in June 2008, and has served on numerous boards including the Nashville Convention and Visitors Bureau, the Nashville Downtown Partnership, Make-A-Wish Foundation of Middle Tennessee and the Nashville Predators Foundation.

A 1985 Indiana University graduate with a B.S. in finance, Lang received his MBA from Marquette University in 1992. He and his wife, Rita, have two sons, Eddie and Andrew. Lang is an outdoor enthusiast and has competed in numerous triathlons, marathons and cycling events. He also enjoys skiing and mountain climbing.

**Diane North**  
Controller



**Tod Caflisch**  
Vice President Information  
Technology



## Business/Administration



**Frank Depizzo**  
Operations Director



**Jeff Gosey**  
Director Business Analytics



**Dan McBride**  
Business Analytics Manager



**Dyaisha Skinner**  
CRM/Database Manager



**Debbie Brooks**  
Executive Administration  
Manager



**Jeanne Brown**  
Executive Assistant to the  
President



**Angela Leon**  
Administration Assistant

## CORPORATE PARTNERSHIPS



### Jean-Paul Dardenne - Vice President of Corporate Partnerships

Jean-Paul Dardenne is entering his seventh season with the Saints and his 18th year in the sports marketing/sponsorship field, having been promoted to Vice President of Corporate Partnerships of the New Orleans Saints and New Orleans Hornets in July. Dardenne will oversee corporate partnerships sales and service for both franchises.

Dardenne joined the Saints in 2006 as the club's director of corporate partnerships prior to being promoted to senior director of corporate sponsorships in 2011. He played a pivotal role in helping forge a ground-breaking ten-year naming rights deal with Mercedes-Benz for the Mercedes-Benz Superdome. Throughout

his tenure, he's helped identify and recruit numerous local and national sponsors for the club, while also supervising the sponsorship and fulfillment department, to ensure the team's corporate partners receive the highest level of service.

Prior to joining the Saints, Dardenne served as the director of sponsor and market development for Royal Caribbean Cruises Ltd from 2004-06 and also has worked with Bruno Event Team and Executive Sports International in various leadership positions in sponsorship and marketing.

A native of South Hadley, Mass., Dardenne earned a Bachelor's degree in Business Management from Springfield College and received his Master's degree in Sports Management from Barry University. Dardenne and his wife Lauren have two children, Jack and Mia.

### Corporate Partnerships Sales



**Nathan Hubbell**  
Sr. Director National Sales



**Mike LeBlanc**  
Business Development Manager



**Jon Moses**  
Business Development Manager



**Susan Morgan**  
Director Corporate Partnership  
Activation



**Chase Jones**  
Director Corporate Partnership  
Marketing

### Corporate Partnerships Marketing



**Allison Clarke**  
Corporate Account Manager



**Claude Flot**  
Corporate Account Manager



**Lindsay Morton**  
Corporate Account Manager



**Casey Walderman**  
Corporate Account Manager



**Josh Ogunyemi**  
Corporate Partnership Intern



**Adriel Rocha**  
Corporate Partnership Intern



Neumeyer possesses extensive experience in Sports Law, including antitrust, labor and organizational matters. She also has a comprehensive background in CAD engineering, software development firm drafting, negotiating contracts worldwide, copyrighting and in handling legal business issues.


After completing her undergraduate work Summa Cum Laude at the University of Wisconsin, Neumeyer earned a Master of Science Degree in Audiology at the school. She graduated with honors from Loyola Law School in 1989 and attained a Master of Law with Distinction with a dual emphasis in Intellectual Property Law and Sports Law in 1998.

member of the Saints' front office since joining the club in 2000 and was promoted to vice president/general counsel in 2006.

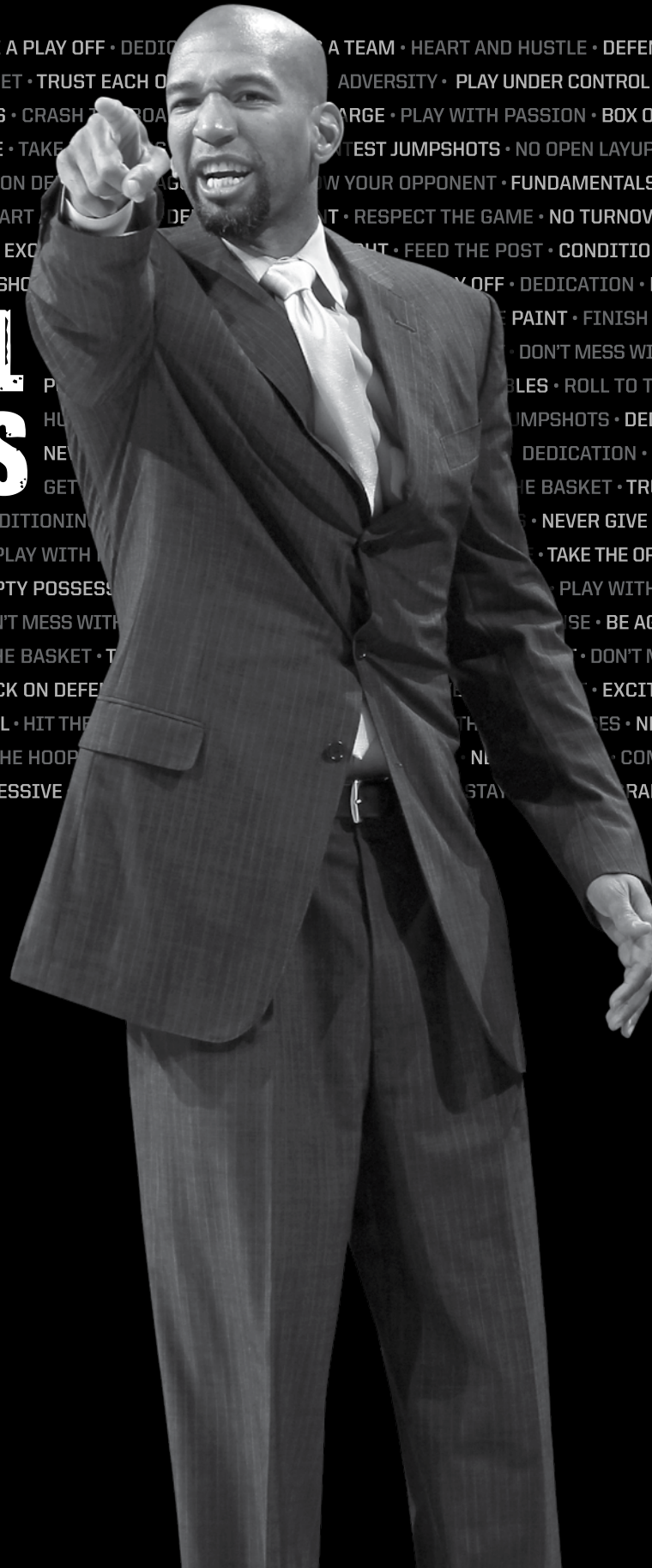
Her myriad of responsibilities include drafting key documents - including leases, sponsorship agreements and broadcast contracts - identifying and analyzing legal issues and presenting comprehensive recommendations.

A member of the Louisiana and federal bar associations, prior to joining the Saints, Neumeyer spent over five years as an in-house corporate litigation attorney for Exxon. Previously she served as a judicial clerk for the Supreme Court of Louisiana and was in private practice as a consultant to major corporate clients and law firms.





# BASKETBALL OPERATIONS



NEVER TAKE A PLAY OFF • DEDICATION • PLAY AS A TEAM • HEART AND HUSTLE • DEFENSE  
ROLL TO THE BASKET • TRUST EACH OTHER • PLAY UNDER CONTROL • ADVERSITY • PLAY UNDER CONTROL  
NO EMPTY POSSESSIONS • CRASH THE BOARDS • TAKE THE CHARGE • PLAY WITH PASSION • BOX OUT  
PREPARATION • HUSTLE • TAKE THE CHARGE • TEST JUMPSHOTS • NO OPEN LAYUPS  
CONDITIONING • GET BACK ON DEFENSE • KNOW YOUR OPPONENT • FUNDAMENTALS  
DEDICATION • PLAY AS A TEAM • HEART AND HUSTLE • RESPECT THE GAME • NO TURNOVERS  
LEADERSHIP • FINISH FAST BREAKS • EXCITEMENT • FEED THE POST • CONDITIONING  
DON'T MESS WITH THE GAME • TAKE THE OPEN SHOT • PLAY OFF • DEDICATION • FINISH  
CRASH THE BOARDS • TAKE THE CHARGE • PLAY WITH PASSION • DON'T MESS WITH THE GAME  
EXCITEMENT • COMPETITIVE FIRE • NO EMPTY POSSESSIONS • ROLL TO THE BASKET • FINISH  
PLAY WITH PASSION • BOX OUT • DON'T MESS WITH THE GAME • JUMPSHOTS • DEFENSE  
NON-NEGOTIABLES • ROLL TO THE BASKET • TAKE THE CHARGE • DEDICATION • FINISH  
KNOW YOUR OPPONENT • GET BACK ON DEFENSE • THE BASKET • TRUST EACH OTHER  
PLAY UNDER CONTROL • HIT THE POST • NEVER GIVE UP  
TAKE IT STRONG TO THE HOOP • NEVER GIVE UP • TAKE THE OPEN SHOT • PLAY WITH  
BE AGGRESSIVE • STAY FOCUSED • RAIN OR SHINE



Loomis is also the Executive Vice President/General Manager of the New Orleans Saints, responsible for the club's entire football operations, entering his 11th season in his current position and 13th with the franchise. He is an NFL veteran

In 2006 - after being the lead in the hiring of Sean Payton, the signing of Drew Brees and essentially rebuilding a team that would advance to the NFC Championship - Loomis was voted the NFL Executive of the Year by Pro Football Weekly/Pro Football Writers of America. He was also honored by The Sporting News as the George Young Executive of the Year, an award voted on annually by NFL front-office executives and owners.

players who have played a key role in New Orleans, posting a 67-37 overall record through a combination of draft picks and undrafted free agents, as well as free agency and trade acquisitions. He's also presided over the club's ability to retain their core players, re-signing several significant contributors to long-term contracts.

In 2005, Loomis helped steer the club through unprecedented challenges for an NFL team. He calmly guided the staff and players through a sudden evacuation from New Orleans in the wake of Hurricane Katrina, in addition to several moves of the club's base of operations.

In 2003, Loomis oversaw the renovation of the Saints headquarters, transforming the facility into one of the NFL's top training complexes with the addition of an indoor practice facility, a new weight room and cafeteria.

Prior to arriving in New Orleans, Loomis spent 15 years with the Seattle Seahawks, serving as executive vice president from 1992-98. He joined the Seahawks in October of 1983 and was promoted to vice president/finance in 1990 before being elevated to executive vice president in 1992.

A native of Eugene, Ore., Loomis has a degree in accounting from the University of Oregon and a Master's Degree in Sports Administration from Wichita State University. Married to Melanie, Loomis has four children: Alex, Katherine, Sam and Lucy.



## Dell Demps - Sr. Vice President of Basketball Operations and General Manager

Dell Demps begins his third season with New Orleans after being named the seventh General Manager in Hornets history on July 21, 2010. It is Demps' first stint as General Manager of an NBA franchise. In Demps' first season with the Hornets, the team made the 2011 playoffs after missing the postseason the year prior. In his two seasons at the helm, Demps has completely overhauled the roster he inherited in the summer of 2010 and has built a young nucleus of players, none of whom are older than 25 years.

Demps, 42, joined the Hornets after five seasons with the San Antonio Spurs and three years as the General Manager of the Spurs' NBA Developmental League affiliate, the Austin Toros. Demps joined the Spurs at the start of the 2005-06 season as Director of Pro Player Personnel and was promoted to Vice President of Basketball Operations in 2010. With the Spurs, Demps won an NBA Championship (2007). In each of the five seasons that he was with San Antonio, the team won

at least 50 games. Prior to joining the Spurs, Demps worked for the New York Knicks from 2003 to 2005 where he joined the organization as a scout and was promoted to the Director of Pro Player Personnel. Demps also spent two seasons as an assistant coach with the Mobile Revelers in the NBA Developmental League from 2001-2003 and, during the 2002-03 season, helped the team win the Developmental League Championship.

Demps attended the University of the Pacific where he was a four-year starter on their basketball team, earning All-Big West honors three times. As a senior, he averaged 19.0 points and 5.8 rebounds and earned his bachelor's degree in business administration. While playing professionally, each summer, Demps returned to Pacific to take continue his education. After suffering a season-ending shoulder injury in 1998, he returned to school and completed his MBA. Demps is currently a member of Pacific's Eberhardt School of Business Advisory Board. He was also elected to the Pacific Athletics Hall of Fame in 2003.

Demps had a 10-year basketball career where he played all over the world. He played for three seasons in the NBA with Golden State Warriors, San Antonio Spurs and the Orlando Magic. In addition, he played professionally in the Continental Basketball Association (CBA), Philippines, France, Greece, Turkey, Croatia and Venezuela.

Demps, a native of the San Francisco Bay Area and his wife, Anita, have three sons, Jourdan (21), Tre (19), and Riley (12). Jourdan attends the University of Texas-San Antonio, Tre attends Northwestern University and Riley is a 6th grader at Isidore Newman School. Anita is a 1998 graduate of Pacific's McGeorge School of Law.

### Demps in the NBA/NBA Developmental League Front Office

Year	Title
2001-02	Assistant Coach-Mobile Revelers
2002-03	Assistant Coach-Mobile Revelers
2003-04	Scout-New York Knicks
2004-05	Scout/Director of Pro Player Personnel-New York Knicks
2005-06	Director of Pro Player Personnel-San Antonio Spurs
2006-07	Director of Pro Player Personnel-San Antonio Spurs
2007-08	Director of Pro Player Personnel-San Antonio Spurs/General Manager-Austin Toros (D-League)
2008-09	Director of Pro Player Personnel-San Antonio Spurs/General Manager-Austin Toros (D-League)
2009-10	Director of Pro Player Personnel-San Antonio Spurs/General Manager-Austin Toros (D-League)
2010-11	Senior Vice President and General Manager-New Orleans Hornets
2011-12	Senior Vice President and General Manager-New Orleans Hornets
2012-13	Senior Vice President and General Manager-New Orleans Hornets



In his sophomore campaign, Williams managed 22 different players and 26 different starting lineups through an injury-plagued season where six players missed upwards of 15 games due to injury or illness. Through it all, Williams' squad increased its wins in every month from January to April, and closed out the regular season with a 6-1 stretch at the New Orleans Arena.

Williams is one of the promising young coaches in the NBA. Trail Blazers Head Coach Nate McMillan charged Williams with running the team's 2007 and 2008 entries into the NBA Summer League in Las Vegas. The two teams featured young Trail Blazers prospects Greg Oden, LaMarcus Aldridge, Jerryd Bayless and Nicolas Batum.

Prior to joining the Trail Blazers, he won an NBA Championship as a coaching staff intern with the San Antonio Spurs in 2004-05, and, during the summer of 2005, coached the Spurs' Summer League entry in the Rocky Mountain Revue.

He was an honorable mention All-American at Notre Dame after averaging 22.4 points and 8.4 rebounds during his senior season. Williams was away from basketball for two years during college (from 1990 to 1992) after being diagnosed with hypertrophic cardiomyopathy, a rare condition of thickened muscle between the chambers of the heart. He earned a degree from Notre Dame's College of Arts and Letters, majoring in communications and theatre. In high school, he was a 4.0 student at Potomac in Oxon Hill, Md.

Active in the Fellowship of Christian Athletes and many other charities, he was involved with fellow NBA guard Charlie Ward in distributing shoes and athletic equipment to impoverished communities in South Africa. In September of 2011, Williams went to South Africa as part of the NBA's Basketball Without Borders program. Since moving to New Orleans, Williams has been active in the community, focusing his time on prison ministry, spending time with senior citizens and disadvantaged youth, as well as military families. He and his wife, Ingrid, are the parents of five children - Lael, Faith, Janna, Elijah and Micah.

Year	Team	W	L	Pct.
2010-11	New Orleans Hornets	46	36	.561
2011-12	New Orleans Hornets	21	45	.318
<b>Totals</b>		<b>67</b>	<b>81</b>	<b>.453</b>

Year	Team	W	L	Pct.
*2004-05	San Antonio Spurs	59	23	.720
2005-06	Portland Trail Blazers	21	61	.256
2006-07	Portland Trail Blazers	32	50	.390
2007-08	Portland Trail Blazers	41	41	.500
2008-09	Portland Trail Blazers	54	28	.659
2009-10	Portland Trail Blazers	50	32	.610
<b>Totals</b>		<b>257</b>	<b>235</b>	<b>.522</b>

Year	Title	GP	PPG	RPG
1994-95	New York Knicks	41	3.3	2.4
1995-96	New York Knicks	14	1.4	1.2
	San Antonio Spurs	17	2.9	1.4
1996-97	San Antonio Spurs	65	9.0	3.2
1997-98	San Antonio Spurs	72	6.3	2.5
1998-99	Denver Nuggets	1	1.0	0.0
1999-00	Orlando Magic	75	8.7	3.3
2000-01	Orlando Magic	82	5.0	3.0
2001-02	Orlando Magic	68	7.1	3.5
2002-03	Philadelphia 76ers	21	4.4	2.1
<b>Career Average</b>		<b>456</b>	<b>6.3</b>	<b>2.8</b>
<b>Career Playoff Average</b>		<b>30</b>	<b>1.8</b>	<b>1.9</b>

22



## Randy Ayers - Lead Assistant Coach

Randy Ayers begins his third season as an assistant coach for the Hornets and his second as the lead assistant coach. Ayers joined the Hornets on August 4, 2010 as an assistant coach and was promoted to the lead assistant coach position during the summer of 2011. Ayers, who holds a strong track record as an assistant and head coach on both the collegiate and professional levels, has compiled an NBA head-coaching record of 21-31, all games coming during his time at the helm of the Philadelphia 76ers in 2003-04. Ayers has experience as an NBA assistant head coach for three different teams, most recently with the 76ers in 2009-10.

Ayers started as an assistant in Philadelphia in 1998, a position he held until he assumed the head job before the 2003-04 season. As the top assistant under Head Coach Larry Brown, Ayers helped guide Philadelphia to five-consecutive playoff appearances, including a trip to the NBA Finals in 2001.

After his time there, Ayers coached for Orlando and Washington before returning to Philadelphia for the 2009-10 season. The Wizards allowed just 99.2 points per game in his first season with the team in 2007-08, having allowed 104.9 points per game in the preceding season.

Prior to joining the Wizards, Ayers was an assistant coach with Orlando. In his two seasons with the Magic, Ayers helped the team lower its opponents scoring average from 101.8 points per game in 2004-05 to 96.0 points per game in 2005-06 and to 94.0 points per game in 2006-07.

Ayers also had three stops as a college coach, highlighted by his first head coaching job at The Ohio State University. In his eight seasons with Ohio State, Ayers led the Buckeyes to earning two-consecutive No. 1 seeds in the NCAA tournament, while also winning National Coach of the Year accolades from the Associated Press in 1991 and Big Ten Coach of the Year in 1991 and 1992. Ayers spent six years as an assistant coach at OSU, two years at the U.S. Military Academy and two years as a graduate assistant at his alma mater, Miami University (Ohio).

Ayers and his wife, Carol, have two sons, Ryan and Cameron. Ryan played basketball at Notre Dame and graduated in 2009. Cameron completed his sophomore season at Bucknell this spring, helping the Bison qualify for the 2012 NCAA Tournament.



## Dave Hanners - Assistant Coach

Dave Hanners begins his second season with the Hornets as an assistant coach after spending the 2008-09 and 2009-10 seasons, as well as the first part of the 2010-11 season, on the Charlotte Bobcats' bench.

Upon joining the Hornets, Hanners was reunited with Randy Ayers and Monty Williams. The trio was together in Philadelphia when Hanners and Ayers were both assistant coaches under Head Coach Larry Brown from 2000-03 and Williams played his final NBA season during the 2002-03 campaign.

Hanners' time in Charlotte marked the fourth time he served as an assistant for Brown. In addition to Charlotte and Philadelphia (2000-03), Hanners was also on Brown's staff with the Detroit Pistons (2003-05) and New York Knicks (2005-06). Hanners, who spent the three seasons prior to his stint with the Bobcats on the Knicks' bench, was an assistant coach for Detroit's 2003-04 NBA Championship team, as well as the 2000-01 76ers and 2004-05 Pistons teams that won Eastern Conference titles. He also served as video coordinator and advance scout for the 2004 U.S. Olympic team that won a Bronze

Medal in Athens and was an assistant coach for the East squad at the 2001 NBA All-Star Weekend in Washington, D.C.

Prior to his NBA career, Hanners spent 11 seasons as an assistant coach at his alma mater, the University of North Carolina. During Hanners' tenure under Hall of Fame Coach Dean Smith and Bill Guthridge from 1989-2000, the Tar Heels won the 1993 NCAA Championship and four ACC titles, while appearing in six Final Fours.

Hanners played guard at UNC under Smith from 1972-76. He began his coaching career as a graduate assistant for the Tar Heels from 1976-78, then spent three seasons as an assistant coach at UNC-Wilmington, two seasons at Furman and four seasons at East Tennessee State before returning to UNC in 1989 as an assistant coach. Hanners also served as head coach of UNC's junior varsity team three different times - 1976-78, 1994-96 and 1999-2000.



Gates' first NBDL experience came as an assistant to Head Coach Dennis Johnson with the Austin Toros during the 2005-06 season. He spent the four years prior to joining the D-League in the USBL, as head coach of the Oklahoma Storm. During this time, Gates lead his squad to three Western Conference titles and was named Coach of the Year in 2004.

Gates and his wife, Robin, live in New Orleans and are the proud parents of triplets Kendall, Preston and William.



Born on Jan. 28, 1971, Vinson played parts of the 1994-95 and 1999-2000 seasons with the Atlanta Hawks and Seattle SuperSonics, tallying career averages of 1.3 points and 5.2 minutes per game. Vinson also averaged 3.3 points per game for the Clippers during the 2005-06 NBA preseason.

Vinson is happily married to his wife, Muthithar, and has three sons: Fred Jr., Corey and Chris.



## Tim Connelly - Assistant General Manager

On August 11, 2010, Tim Connelly was named assistant general manager of the New Orleans Hornets. He begins his third year with the Hornets following 10 years with the Washington Wizards where he rose to director of player personnel. In Washington, Connelly's role included overseeing scouting, player evaluations, salary cap and database management, as well as assisting the vice president of player personnel with all front office duties.

Including a four-year stint as a scout for the Wizards, Connelly's travels have taken him across five continents to identify the top talent in the basketball world. The Baltimore product began working for the Wizards as an intern in the basketball operations department in 1996, and after his graduation from DC's Catholic University in 1999, Connelly was named to the Wizards staff as assistant video coordinator. In 2000, Connelly became a full-time scout for Washington, and later assumed the head scouting role.

Connelly's service to the game of basketball has spanned the globe in recent years. He currently serves on the board of GEN Basketball Academy, a Sarajevo-based academy funded by NATO, and has assisted with its youth camps. Connelly also went to Moscow, Russia in September as part of the NBA's "Basketball Without Borders" program. Connelly's first experience with the program was in the summer of 2006 in South Africa, and that same summer he was involved with the Seed Academy in Dakar, Senegal. Additionally, in the summer of 2007, Connelly visited Dublin, Ireland to help raise youth awareness of cultural diversity and integration through the sport of basketball, as well as work with the Irish federation on future basketball-related initiatives. More recently, with his brother Pat, Connelly visited England in his personal efforts to aid the globalization of basketball.

A graduate of Towson Catholic High School, Connelly has aspirations to further his involvement in grassroots basketball programs in his hometown of Baltimore. One of seven children, each of Connelly's four brothers – Joe, Pat, Daniel and Kevin – played basketball at Towson Catholic, the nationally-recognized basketball powerhouse in Baltimore. Joe is currently an assistant coach with the Wizards; Pat is the Wizards' director of player personnel, while Daniel works in player development and international scouting.



## Gerald Madkins - Vice President of Player Personnel

Gerald Madkins enters his third season with the Hornets as Vice President of Player Personnel, having joined the Hornets on August 11, 2010. Madkins arrived in the Crescent City after two seasons as the Director of Scouting for the Houston Rockets. During his time in Houston, the Rockets went to the Western Conference semifinals in 2009 and acquired Trevor Ariza, Kevin Martin, Chase Budinger and Brad Miller.

In his role with the Rockets, Madkins was responsible for scouting colleges and developmental leagues, in addition to being the Director of Player Personnel for the Rio Grande Valley Vipers (Houston's NBA D-League affiliate). Madkins was previously the Director of West Coast College Scouting for the Seattle SuperSonics in 2007-08 and as a scout for the New York Knicks from 2003-07. Prior to working in the NBA, Madkins was an assistant coach at UCLA from 2001-03 and at California State University in 2000-01.

Born April 18, 1969, Madkins attended UCLA where he played from 1987-88 and 1989-92, which included winning a Pac-10 championship as a senior captain in 1992. The Merced, Calif. native averaged 7.6 points, 3.3 assists and 2.2 rebounds during his four-year career.

Following his career at UCLA, Madkins played professionally for eight years in the NBA, the Continental Basketball Association (Grand Rapids, Rockford), the Spanish Basketball League (Joventut Badelona) and the French Basketball League (Pitch Cholet). He was named the 1993 CBA Rookie of the Year.

In parts of three seasons (48 games played) in the NBA, Madkins averaged 1.7 points, and 1.4 assists per game with the Cleveland Cavaliers (1993-95, 29 games) and Golden State Warriors (1997-98, 19 games).

Gerald and his wife, Julee, are the proud parents of three children, Christopher (17), Brandon (15) and Olivia (8).



Ishop and wife, Kedra, have two sons, Aedan and Zachary.



Carlos has a son, Michael, who will be attending Incarnate Word University in San Antonio on a basketball scholarship this fall.



A native of Arlington, Va., Jovanovic attended Belmont Abbey College in Belmont, N.C., and earned his bachelor's degree in mathematics in 1988. He and his wife of 21 years, MaryEllen, have two daughters, Grace (18), who will be attending Southeastern Louisiana University this fall, and Abigail (16). In addition to the NBA, the avid sports fan loves the NFL and NASCAR, but his favorite off-court activity is spending time with his family in Slidell.

# BASKETBALL OPERATIONS



## Kevin Hanson - Player Development Coach

Following three seasons with the San Antonio Spurs, Kevin Hanson begins his second season as a Player Development Coach with the Hornets.

He joined the Spurs in the summer of 2008 as an assistant video coordinator and was named the Spurs' Player Development Assistant in the summer of 2010. Hanson also served as an assistant coach for the Spurs' summer league team during his last two years with San Antonio.

Born and raised in Huntington Beach, Calif., he led Ocean View to a CIF Championship. He played four seasons at University of San Diego, earning a bachelor's degree in Communication and a minor in Sociology. After college, he spent five seasons playing professionally in Argentina and Germany.



## Bryson Graham - Video Coordinator/Player Development Coach

Bryson Graham begins his third season with the Hornets, his first in the roll of video coordinator, after serving as the team's player development director/basketball operations associate last season and as a front office intern in 2010-11.

Prior to joining the Hornets, Graham was a graduate assistant for the Texas A&M men's basketball team following a three- year playing career with the Aggies. Graham was part of the Aggies men's basketball teams that advanced to the Sweet Sixteen in 2006-07 and the second round of the NCAA Tournament in 2007-08 and 2008-09, graduating in 2009 with a degree in human resource development with a minor in business. Before his time in College Station, Graham attended junior college and played basketball at Lon Morris College in Jacksonville, Texas and spent the previous season playing prep school basketball at Maine Central Institute in Pittsfield, Maine.

Born and raised in San Antonio, Texas, Graham graduated from Ronald Reagan High School in 2004. He was selected to the Big 12 All-Academic Team three consecutive seasons between 2007 and 2009 and was also part of the Big 12 Winter Chick-fil-A Community of Champions.

## BASKETBALL OPERSTIONS STAFF



**Mark Armour**  
Athletic Training Assistant



**David Booth**  
Scout - North



**Chucky Brown**  
Scout - South



**John Carideo**  
Scout - East Coast



**Marc Chasanoff**  
Basketball Operations  
Associate/Assistant Video  
Coordinator



**Randy Greenup**  
Director of Team Security



**Darel Johnson**  
Scout - Midwest



**Kory Johnson**  
Assistant  
Equipment Manager



**Shane Kupperman**  
Basketball Operations  
Coordinator/Coordinator of  
Statistical Analysis




**Terrance "Doc" Martin**  
Player Programs Director



**Cullen Nigrini**  
Physical Therapist/  
Rehabilitation Specialist



**Jimmy Polk**  
Director of Player Contracts  
and Basketball Administration



# MEDIA



## FOLLOWING THE HORNETS

### Hornets On FOX Sports New Orleans

The New Orleans Hornets and FOX Sports New Orleans will begin their first year of bringing a variety of both home and road games into the homes in the Greater New Orleans area and throughout the Gulf South region.

FSNO will broadcast 75 regular season games. FSNO is available statewide on cable, satellite and telco providers.

With the new affiliation comes a new broadcast team, with Joel Meyers (play-by-play), ex-Hornet David Wesley (color analysis) and Jen Hale (sideline reporter) all in their first year broadcasting Hornets games.

FOX's agreement includes a live 30-minute pre and post-game show as well as additional programming.



### Radio Network Flagship Station - WWL 105.3FM

All 82 regular season games, the entire preseason (excluding the opening game in Mexico City) and the Hornets' entire playoff schedule will be heard on the team's flagship station, WWL 105.3FM in New Orleans, as the Hornets enter their first of multi-season agreement with Entercom Communications.

Sean Kelley begins his eighth season as the radio voice of the Hornets, while John DeShazier begins his first season as color analyst. Kelley & DeShazier will also host a weekly Thursday night coach's show with Hornets head coach Monty Williams.



## 2012-13 RADIO AFFILIATES

**New Orleans  
Flagship:**  
WWL FM 105.3

**Louisiana Affiliates:**  
KBBS, 1410-AM  
Alexandria

KBZE, 105.9-FM  
Morgan City

**Mississippi Affiliates:**  
WCJU, 104.9-FM  
Columbia

**Florida Affiliates:**  
WBSR, 1450-AM  
Pensacola.

WRQQ, 103.3-FM  
Baton Rouge

WWL FM 105.3  
NEW ORLEANS

WSFZ, 930-AM  
Jackson

KFRA, 1390-AM  
Franklin

KNBB 97.7FM  
Ruston/Monroe

KJIN, 1490-AM  
Houma

KTIB, 640-AM  
Thibodaux

KPEL, 1420-AM  
Lafayette

## Covering The Hornets



**Jimmy Smith**  
Times-Picayune



**John Reid**  
Times-Picayune



**Gary Kirby**  
Director, FSNO



**Matt Sharp**  
Graphics, FSNO



**Scott Solky**  
Producer, FSNO



## Greg Bensel - Senior Vice President of Communications & Broadcasting

With responsibilities that include serving as the team's official spokesman, overseeing all internal and external communications and being the primary liaison between the club and national and local media, Sr. Vice President of Communications Greg Bensel enters his 16th season with the Saints. In addition to overseeing all communications efforts for the Saints, Bensel begins his first season in the same role for the New Orleans Hornets.

Bensel was promoted to his current position after serving for nine seasons as director of media & public relations. In addition to managing his staff, his duties include working with the NFL's network media partners, media operations for home and away games and planning the long-range public relations initiatives for the club.

Bensel has also worked on the NFL public relations staffs for Super Bowl XXXII, XXXIII and XXXVI.

Prior to joining the Saints, Bensel was director of media relations for the Super Bowl XXXI Host Committee and the Greater New Orleans Sports Foundation. He has also served on the media committee for the NCAA Men's Final Four, the SEC Men's Basketball Tournament and the Sugar Bowl.

A New Orleans native who graduated from Jesuit High School and Tulane, Bensel started his professional career as a media relations administrator for the Professional Golfers Association in Palm Beach Gardens, Fla. He served on the public relations staff for the 1991 PGA Championship, the 1991 Senior PGA Championship and the 1991 Ryder Cup.

Bensel and his wife, Jane, reside in New Orleans and have a daughter, Kate, and a son, Nelson.



**Lew Shuman**  
Director of Broadcasting



**Daniel Sallerson**  
Radio Producer



## Joel Meyers - Television Play-by-Play Announcer

Entering his first season with the Hornets as the team's television play-by-play announcer, Joel Meyers brings over 25 years of broadcast experience to the organization. Meyers comes to New Orleans after six seasons as the Los Angeles Lakers' television play-by-play announcer (2005-11) and two as the Lakers' radio play-by-play announcer (2003-2005). Meyers won two Emmy awards in his time as Lakers' television play-by-play man and previously served four years as the voice of San Antonio Spurs' television broadcast.

Having worked for ESPN for more than a decade calling college football, college basketball and professional golf, Meyers has also worked for NBC covering the NFL, two Olympic Games, as well as the NBA and professional golf.

In addition, Meyers has worked Sunday nights for CBS/WestwoodOne for the past 10 years and will continue to call NFL action, while also calling Big 12 college football on FSN every Saturday night.

A St. Louis native, Meyers attended the University of Missouri. He and his wife, Carol, have two sons, Drew and J.J. They reside in Hidden Hills.



## David Wesley - Television Color Analyst

David Wesley joins the Hornets broadcast crew for his first season as a color analyst. Wesley has spent the past two years as an assistant coach for the NBDL's Texas Legends following a 14-year NBA career. First landing with the Nets as an undrafted free agent for the 1993-94 season, Wesley went on to spend time with the Boston Celtics (1994-97), Hornets (1997-2005), Houston Rockets (2005-2006) and finally the Cleveland Cavaliers (2006-07). Wesley was part of the inaugural Hornets team that began play in New Orleans in the 2002-03 season.

During his career, the 6'0" shooting guard recorded career numbers of 12.5 points, 4.4 assists and 2.5 rebounds. He did not miss a game for three-consecutive seasons between 1998-99 and 2000-2001 and also played all 82 games in 1995-96. He finished fourth in the NBA in three-point field goal percentage in 2002-03 and participated in the 2003 Three Point Shootout contest at All-Star Weekend.

Wesley ranks near the top in a number of Hornets franchise categories, including minutes played (second), three-point field goals made (second), steals (third), points (fourth), assists (fourth), games played (fourth), field goals made (fourth), free throws made (fifth), assists per game (sixth) and steals per game (seventh).

Upon retiring in 2007, Wesley ranked second all-time (behind Moses Malone) in NBA history among undrafted players with 11,842 career points.

Born in San Antonio, Texas, Wesley attended Longview High School. He played one year of basketball at Temple College before transferring to Baylor University for his last three years. Wesley finished his college career at Baylor in 1992. Wesley is married to wife Shannon and is the proud father of four children: Brittany (21), Hallie (12), Jada (10) and David Jr. (8).



## Jen Hale - Sideline Reporter

Jen Hale begins her first season as the Hornets' sideline reporter on FOX Sports New Orleans broadcasts. Hale is an award-winning sports journalist, who began her career as a political reporter and news anchor, before returning to her passion of sports.

Jen also works as a sideline reporter for the NFL on FOX and as a sports anchor at WVUE FOX 8 in New Orleans. She has won multiple Edward R. Murrow awards, as well as Emmy and AP Awards throughout her career.

Born in New Orleans, Jen grew up in Mobile, Ala., where she ran track, played softball and was a competitive gymnast. She returned to Louisiana to attend LSU's Honors College where she majored in Political Science. Jen was a captain of the LSU Cheerleading Squad, Miss LSU, LSU Homecoming Queen, a member of Delta Zeta Sorority and the Golden Key Honor Society.

Jen earned her Master of Science in broadcast journalism from Northwestern University in Chicago, Ill. She also attended The Fund for American Studies' Institute on Political Journalism at Georgetown University and completed a certificate on Irish Culture and Politics at University College Dublin in Ireland.

Jen published her first book, Historic Plantations of Alabama's Black Belt, in 2009 and is now working on her second publication.

Also in 2009, she was selected RIAS Commission Fellow and spent several weeks in Germany and Belgium studying the German and European Union systems of government, press and trade.

Philanthropy is a big part of Jen's life. From volunteering at Lafayette Academy Charter School, to working with the New Orleans Junior League to returning to Baton Rouge to emcee the Miss LSU pageant, which is sponsored by Delta Zeta and benefits Alzheimer's research and the Speech and Hearing Impaired Foundation, Jen is very active in the community.

Jen is a proud resident of the historic French Quarter. She enjoys running, cycling, cross fit and TRX. She also loves to ski and surf when vacations allow.



## Sean Kelley - Radio Play-by-Play Announcer

Sean Kelley enters his eighth season as the radio play-by-play voice of the Hornets in 2012-13. Prior to joining the Hornets full time, he spent two seasons as the team's primary radio studio host while also doing occasional play-by-play work in a fill-in role on Hornets radio broadcasts.

Kelley served as the voice of the Tulane Green Wave from 2002-2005. While in that role, he provided play-by-play for the school's football, basketball and baseball action. He was also the host of the Tulane coach's television and radio shows. In addition to his work at Tulane, Kelley filled in as both radio play-by-play announcer and public address announcer for the New Orleans Zephyrs, the city's AAA baseball franchise.

Prior to his work with Tulane, Kelley was with KFRU-AM in Columbia, Mo., from 1998-2002. He was the station's sports director, anchor and host while doing play-by-play for the University of Missouri baseball team and also spent two years as the pre-game, halftime and post-game host for the Missouri Tiger Radio Network. Kelley's broadcast experience during that time also included work on the prep circuit announcing football and basketball on radio and television in Missouri and Illinois.

Kelley earned a degree in broadcast journalism from Southern Illinois University. He provided play-by-play for the Southern Illinois baseball and women's basketball teams from 1996-1998 and also spent time as sports director, anchor and host at WTAQ-FM in Carbondale, Ill. Throughout his career, Kelley has worked as a talk show host, anchor and reporter at various special events, including the ACC Basketball Tournament. Away from basketball, Kelley serves as a volunteer firefighter with St. Tammany Parish Fire District 13.

Kelley and his wife, Kimberly, have two children, Keighley and Colin.



## John DeShazier - Radio Color Analyst

John DeShazier begins his debut season with the Hornets' radio broadcast team, serving as the color analyst on all broadcasts, in addition to co-hosting the Monty Williams weekly show on WWL-AM 870 and making regular editorial contributions to Hornets.com.

Prior to joining the Hornets, DeShazier was a sports columnist and writer for The Times-Picayune in New Orleans from 1992-2012. During those 20 years, he covered and provided commentary on local and state teams, including the Hornets, and also covered events including the NBA Finals, multiple Super Bowls, the 2008 NBA All-Star Game, the NCAA Final Four, the BCS National Championship Game and the Sugar Bowl.

DeShazier was honored by the Louisiana Sports Writers Association four times for writing the top high school or pro sports column in the state and once by the Louisiana/Mississippi Associated Press Managing Editors for having written the top sports column.

A native of Macon, Ga., DeShazier graduated from Georgia College and State University in Milledgeville, Ga., in 1989 with a Bachelor of Science degree in journalism.

He has been a member of the Phi Beta Sigma Fraternity, Inc. since 1985, and is active in the New Orleans graduate chapter, Theta Beta Sigma.

DeShazier lives in Harvey, La. He and his wife, Yetoria, have a son, Trey.



**Harold Kaufman - Vice President of Communications**

Having joined the organization at the time of its inception in the summer of 1988 directly upon graduation from college, Harold Kaufman now enters his 23rd season with the Hornets heading up all communication aspects for the organization.

Kaufman, who serves as the team spokesman, oversees all media and public relations aspects

including publications and all sports and corporate publicity efforts involving the team and organization.

All statistical material, media guide, press releases and press conferences are prepared by or arranged through his department while the communications group serves the day-to-day needs of the local and national media by arranging interviews and facilitating coverage of the Hornets players and personnel.

Kaufman is a member of the Public Relations Society of America and was voted as runner-up for the Outstanding NBA Eastern Conference Public Relations Director award by writers and broadcasters nationwide in 1992 before the NBA changed the award to a lifetime achievement recipient annually. He also has served a couple of terms sitting on the NBA's PR Advisory Board.

Following Hurricane Katrina, Kaufman and his family relocated to Dallas and joined the nationally renowned firm Sports Media Challenge as a senior strategist and consultant. At SMC, he performed media training, crisis management and brand reputation management duties for a number of collegiate and professional teams as well as individual athletes.

After two years at Sports Media Challenge, Kaufman returned to the Hornets in October of 2007 upon the team's return to New Orleans on a permanent basis from Oklahoma City to head up communications once again.

Prior to joining the Hornets, the Dallas native worked in the media relations department of his hometown Mavericks from 1986-88 while earning his bachelor's degree in public relations at Southern Methodist University (1987).

Kaufman began his career in pro sports as an intern for the Texas Rangers Baseball Club during the 1986 and 1987 seasons. He also assisted in the Sports Information Office at SMU while in school. Kaufman served as a press manager for the basketball venue at the 1996 Summer Olympics in Atlanta, GA.

He serves on the board of the Jewish Community Center of New Orleans and in his spare time enjoys playing tennis, basketball and spending time with his family. Kaufman and his wife, Lisa, reside in New Orleans and have two sons: Stanley (21), a junior at LSU, and Alex (18), a freshman at the University of Texas.



**Dennis Rogers - Director of Basketball Communications**

Dennis Rogers begins his 10th season with the Hornets, his fifth season as director of basketball communications. Rogers has moved up the ranks of the Hornets communications department, serving every role in the department at some point, on his way to his current role.

Rogers oversees all internal and external communications of the team's players and coaches. He also oversees all daily aspects of the department, including acting as a team spokesman, editor of the media guide and post-season guide, traveling with the team on road trips, writing news releases, fulfilling player and staff interview requests both locally and nationally, while maintaining statistical upkeep of player performances. He is also a regular contributor to Hornets.com.

Rogers served as the director of public relations for the NBA Summer League (formerly the Vegas Summer League) where he coordinated all PR duties for the league and wrote all content for the website and the media program from its inception in 2004 until 2008 as it grew from a six-team

league to a 21-team league in just four summers. He currently serves as an assistant to the summer league, promoting the league through all aspects of social media.

Prior to joining the Hornets, Rogers served as a basketball operations assistant for Momentum Sports Agency in San Antonio and interned with the Dallas Cowboys during the 2002 season. Rogers graduated from Southern Methodist University in Dallas with a bachelor's degree in corporate communications/public affairs with a minor in religious studies. He served as the graduate volunteer under head coach Rick Stansbury for the Mississippi State men's basketball team during the 2000-01 season, during which the Bulldogs were 18-13 and appeared in the Elite Eight of the NIT Tournament, while pursuing his masters in sports administration in Starkville.

Born in Los Angeles, but raised in Texas, Rogers grew up in Dallas and San Antonio and is an avid Texas Rangers and Texas Longhorns fan. Within the community, he is involved with 504ward, PlayNOLA, SPCA, Young Leadership Council, the Sugar Bowl, PRSA and is a recruitment volunteer for SMU in New Orleans. He lives in the Warehouse District of New Orleans.



## Jim Eichenhofer - Publications and New Media Manager

Jim Eichenhofer begins his eighth season with the Hornets as publications and new media manager.

Eichenhofer is the primary writer for Hornets.com and the team's GameTime program. Since coming to the NBA in 2005, he has organized and directed many of the multi-team features that have appeared on NBA.com and individual team websites.

Prior to joining the Hornets, Eichenhofer was a sportswriter for daily newspapers in

Geneva, N.Y., and Auburn, N.Y., earning an Associated Press award for column writing. He has written over 100 feature articles for national basketball magazines SLAM, Inside Stuff and HOOP, interviewing and profiling NBA players such as Yao Ming, Chris Bosh, Chauncey Billups and Pau Gasol. His lengthy article on the Hornets' promising future, titled "The Big Sting," appeared in the 2008 NBA All-Star Game program. He has also appeared as a guest on NBA TV and numerous sports radio talk shows.

The Western New York native is a graduate of Ithaca (N.Y.) College.



## Lindsey Mitchell - Corporate Communications Manager

Lindsey Mitchell begins her sixth season with the Hornets, her second as corporate communications manager. Mitchell moved to the corporate side of the department prior to last season after serving as the basketball communications coordinator for four years. Mitchell is responsible for the day-to-day operations of the team's corporate communications

efforts and will serve as a point of contact for all media outlets. She will also manage all internal communications within the organization. In addition to her responsibilities with the Hornets, Mitchell will also manage corporate communications for the New Orleans Saints.

Mitchell started with the Hornets in August 2007 and spent four years on the basketball side of the department. In addition to her public relations role, Mitchell is also a contributor to Hornets.com. A native of North Canton, Ohio, Mitchell spent a year as an assistant in the Rutgers Athletic Communications department. During her time with the Scarlet Knights, Mitchell served as the primary contact for seven sports and acted as the secondary contact for the women's basketball team, as well as helping execute the communications efforts for the football team.

Mitchell, a 2006 graduate of Bloomsburg University, worked for three years in the sports information department, while also participating in the Public Relations Student Society of America and chairing the Student-Athlete Advisory Committee. In four seasons as a member of the Huskies' tennis team, she helped the squad to three appearances in the NCAA Division II Sweet 16, as well as three conference titles.

Since moving to New Orleans, Mitchell has become engaged in the community through volunteer work. She currently serves as the media representative for the New Orleans affiliate of the Pancreatic Cancer Action Network, the national non-profit advocating for a cure for pancreatic cancer through research, patient support and community outreach. Mitchell volunteers with the Young Leadership Council through its Power Ties initiative—a career awareness program that links professionals from various industries with eighth-grade students in New Orleans and is a part of the communications committee for the New Orleans affiliate of March of Dimes. Starting in June, Mitchell also was selected as a board member for the New Orleans Press Club, an organization comprised of journalists, journalism educators and public relations professionals that holds events and workshops focused on networking and professional development.

Mitchell and her husband, Jason, reside in River Ridge, La.



## Calder Hynes - Basketball Communications Coordinator

Calder Hynes begins his third season with the Hornets, his second in the role of basketball communications coordinator after serving as a basketball communications intern his first year with the club. In his position, Hynes' responsibilities include producing game notes, media guides and all other department publications, assisting with the credential process, writing news

releases, maintaining statistical information, as well as traveling with the team on designated road trips and facilitating interviews with members of the national, local and international media. He is also a contributor to Hornets.com.

Prior to joining the Hornets, Hynes was a public relations staff assistant with the Miami Dolphins for the 2009-10 NFL season and was a media relations intern for the 2010 ATP/WT Sony Ericsson Open in Miami, FL. In December 2009, Hynes earned a masters degree with honors distinction in Sport Administration from St. Thomas University (FL) while working in the school's athletic department,

including serving in the role of sports information director. While in Miami, Hynes also gained media relations experience in a variety of sporting events including Super Bowl XLIV, the 2010 Pro Bowl, the 2010 FedEx Orange Bowl and the 2009 World Baseball Classic and volunteered in various press operations involving ex-President Bill Clinton.

He has continued his professional growth while in the Crescent City, assisting the media operations for the 2011 and 2012 Allstate Sugar Bowl, 2011 NCAA Men's Basketball Regional Finals and 2010 NFL Kickoff Weekend.

The Tucson, Arizona native graduated summa cum laude from the University of Arizona with a degree in art history in 2008 while working for the athletic department his senior year as a website and marketing intern. He is a member of both the Phi Beta Kappa and Kappa Gamma Pi honors fraternities as well as the Phi Alpha Delta law fraternity. Hynes and his fiancé Lisa live in New Orleans and are set to wed next summer.





**Kyle Bass**  
Basketball Communications Intern



**Brian Travis**  
Basketball Communications Intern







# PLAYERS



2012-13 HORNETS ROSTER

No	Player	Pos	Ht	Wt	Birthdate	College/Prior to NBA	Exp
0	Al-Farouq Aminu	F	6-9	215	09/21/1990	Wake Forest	2
33	Ryan Anderson	F	6-10	240	05/06/1988	California	4
23	Anthony Davis	F	6-10	220	03/11/1993	Kentucky	R
10	Eric Gordon	G	6-3	215	12/25/1988	Indiana	4
4	Xavier Henry	G	6-6	220	03/15/1991	Kansas	2
15	Robin Lopez	C	7-0	255	04/01/1988	Stanford	4
8	Roger Mason	G	6-5	205	09/10/1980	Virginia	8
2	Darius Miller	F	6-8	225	03/21/1990	Kentucky	R
25	Austin Rivers	G	6-4	200	08/01/1992	Duke	R
22	Brian Roberts	G	6-1	173	12/03/1985	Dayton	R
14	Jason Smith	F-C	7-0	240	03/02/1986	Colorado State	4
42	Lance Thomas	F	6-8	225	04/24/1988	Duke	1
21	Greivis Vasquez	G	6-6	211	01/16/1987	Maryland	2
1	Hakim Warrick	F	6-9	219	07/08/1982	Syracuse	7

Head Coach: Monty Williams (Notre Dame)  
Lead Assistant: Randy Ayers (Miami - Ohio)  
Assistant Coaches: Dave Hanners (North Carolina)  
Bryan Gates (Boise State)  
Fred Vinson (Georgia Tech)  
Trainer: Jon Ishop (Texas)

2012-13 HORNETS NUMERICAL ROSTER

0	Al-Farouq Aminu	15	Robin Lopez
1	Hakim Warrick	21	Greivis Vasquez
2	Darius Miller	22	Brian Roberts
4	Xavier Henry	23	Anthony Davis
8	Roger Mason	25	Austin Rivers
10	Eric Gordon	33	Ryan Anderson
14	Jason Smith	42	Lance Thomas

PLAY AS A TEAM • HEART AND HUSTLE • DEFEND THE PAINT • FINISH FAST BREAKS • EXCITEMENT • COMPETITIVE FIRE • NO EMPTY

NO EXCUSES • WIN • PLAY WITH PASSION • BOX OUT • DON'T MESS WITH THE GAME • TAKE THE OPEN SHOT • MAKE THE RIGHT PASSES • NEVER TA

# O - AL-FAROUQ AMINU

POINTS OFF TURNOVERS • COMMIT • NON-NEGOTIABLES • ROLL TO THE BASK

HUSTLE • TAKE IT STRONG TO THE HOOP • CONTEST JUMPSHOTS • DEDICATION

NEVER GIVE UP • COMMIT • NEVER TAKE A PLAY OFF • DEDICATION • PLAY AS

GET BACK ON DEFENSE • BE AGGRESSIVE • ROLL TO THE BASKET • TRUST EACH OTHER • OVERCOME ADVERSITY • NO EMPTY POSSESSION

COMPETITIVE FIRE • FIGHT • FEED THE POST • CONDITIONING • GET BACK ON DEFENSE • FINISH FAST BREAKS • NEVER GIVE UP • COM

**Position:** Forward

**Height:** 6-9

**Weight:** 215

**Birthdate:** September 21, 1990

**Birthplace:** Atlanta, Ga.

**High School:** Norcross H.S. (Norcross, Ga.)

**College:** Wake Forest

**Years Pro:** 2

## CAREER HIGHS

PTS	20 at NO 11/09/10
FGM	7 (3 times)
FGA	14 vs. HOU 4/19/12
3FGM	4 vs. Utah 11/28/10
3FGA	7 vs. NJ 11/15/10
FTM	6 (2 times)
FTA	8 (2 times)
OREB	6 vs. DAL 3/02/12
DREB	12 at DAL 1/09/12
TREB	12 at DAL 1/09/12
ASTS	5 (2 times)
STLS	4 (2 times)
BLKS	4 vs. GSW 3/21/12
MINS	44 (2 times)



POSSESSIONS • CRASH THE BOARDS • TAKE THE CHARGE • PLAY WITH PASSION • BOX OUT • DON'T MESS WITH THE GAME • DEFEND THE PAINT • FINISH FAST BREAKS • EXCITEMENT • COMPETITIVE FIRE •  
AKE A PLAY OFF • DEDICATION • PLAY AS A TEAM • HEART AND HUSTLE • DEFEND THE PAINT • KNOW YOUR OPPONENT • TAKE THE OPEN SHOT • NO EXCUSES • WIN • PLAY WITH PASSION • BOX OUT • DON'T MESS WITH THE GAME •  
ET • TRUST EACH OTHER • PLAY WITH PASSION • BOX OUT • DON'T MESS WITH THE GAME • TAKE THE CHARGE • NO OPEN LAYUPS • NEVER GIVE UP • COMMIT • NON-NEGOTIABLES • ROLL TO THE BASKET • WIN  
N • PLAY AS A TEAM • HEART AND HUSTLE • DEFEND THE PAINT • RESPECT THE GAME • NO TURNOVERS • CONDITIONING • GET BACK ON DEFENSE • BE AGGRESSIVE • KNOW YOUR OPPONENT • FUNDAMENTALS  
A TEAM • HEART AND HUSTLE • DEFEND THE PAINT • LEADERSHIP • FINISH FAST BREAKS • EXCITEMENT • COMPETITIVE FIRE • FIGHT • FEED THE POST • CONDITIONING • GET BACK ON DEFENSE • FINISH FAST  
IS • CRASH THE BOARDS • TAKE THE CHARGE • PLAY WITH PASSION • BOX OUT • BE ALERT ON DEFENSE • CONTEST JUMPSHOTS • PREPARATION • HUSTLE • HIT THE OPEN MAN • BE AGGRESSIVE • ROLL TO THE BASKET •  
MIT • EXCITEMENT • COMPETITIVE FIRE • FIGHT • FEED THE POST • CONDITIONING • GET BACK ON DEFENSE • BE AGGRESSIVE • WIN • COMPETITIVE FIRE • FIGHT • FEED THE POST • CONDITIONING • GET

Transactions: Originally selected by the Los Angeles Clippers with the 8th overall pick in the 2010 NBA Draft...acquired December 14th, 2011 from the Los Angeles Clippers along with Eric Gordon, Chris Kaman and a 2012 first round draft pick (whichever is more favorable between the Clippers and the Minnesota Timberwolves) in exchange for Chris Paul and two 2015 2nd round draft picks.

2011-12 Season: Averaged 6.0 points, 4.7 rebounds, 1.0 assists, and 0.9 steals in 22.2 minutes in 66 games...Led the team in scoring twice, and in rebounds 10 times this season...Was one of only three players to play every game for the Hornets this season...In the last 10 games of the season, averaged 9.8 points, 7.2 rebounds, 1.7 assists and 1.7 steals in 34 minutes, surpassing 10-plus points five times and 10-plus rebounds twice...Led the team with 95 offensive rebounds on the season...Recorded two double-doubles on the season, and scored 10-plus points 14 times while pulling down 10-plus rebounds three times...Recorded second double-double with 11 points and 10 rebounds, and also dishing out three assists in season finale 4/26 at HOU...Scored season-high 17 points and grabbed eight rebounds, while adding two assists and two steals in home finale 4/19 vs. HOU...Had 15 points on 7-8 shooting 3/26 at LAC...Recorded a career-high four blocked shots, while adding three points, five rebounds and one assist 3/21 vs. GSW...Scored 14 points and pulled down six boards 2/20 at OKC...Had 12 points and five rebounds in 25 minutes of action 2/10 vs POR...Scored 14 points to go along with four rebounds 2/4 at DET...At DEN 1/9, tied a career-high with five assists, as well as totaling eight rebounds, four points, one steal and one blocked shot...At DAL 1/7, recorded 15 points and career highs with 12 rebounds and four steals for first double-double of the season...Recorded his first start as a Hornet 1/4 against the 76ers and pulled down four rebounds in 19 minutes...Scored 11 points with one steal and one blocked shot 1/2 at UTAH.

Professional: Holds career averages of 5.8 points, 3.9 rebounds and 0.9 assists in 147 games (35 starts) for the Los Angeles Clippers and the New Orleans Hornets...2010-11 (Clippers): Averaged 5.6 points, 3.3 rebounds, 0.7 assists in 17.9 minutes in 81 games (14 starts)...45 3FG made was the fifth-most on the team...led team in steals 17 times, scoring one time and rebounds twice...reached double-figures in scoring 14 times...amongst NBA rookies, finished 18th in scoring, 15th in rebounds, 4th in 3-point field goal percentage (.315) and 4th in free throw percentage (92-119 FT, .773)...11/9/10 at New Orleans, scored career-high 20 points off bench (7-10 FG, 2-3 3PT, 4-5 FT) and had a team-high 8 rebounds, 2 assists, 2 steals in 29:46...11/12/10 vs. Detroit, made 1st start of NBA career, had 6 points (2-5 FG, 1-1 3PT, 1-2 FT), 5 rebounds, 1 assist in 19:26...11/17/10 at Minnesota, had 17 points (7-11 FG, 3-5 3PT), 4 rebounds, 3 assists in 28:05...11/28/10 vs. Utah, scored 12 points (4-4 3FG) in 26 minutes played.

College (Wake Forest University 2008-10): Averaged 14.4 points and 9.4 rebounds in 62 games played over his two-year collegiate career...averaged 15.8 points, 10.7 rebounds and accumulated 44 blocks in 31 games while shooting 44.7 percent from the field during his sophomore season...named an honorable mention AP All-American and Second Team All-ACC...one of five players in major conference college basketball to average a double-double...led Demon Deacons in scoring, rebounding and blocks...became first Demon Deacon to lead ACC in rebounding since Tim Duncan did it in 1997...one of three players to rank in top 10 in ACC in seven statistical categories...led ACC with 19 double-doubles...recorded team-high 46 dunks...averaged 12.9 points and 8.2 rebounds in 31 games while shooting 51.6 percent from the field as a freshman...named a Freshman All-American by the Sporting News...selected to ACC All-Freshman Team...finished as runner-up in voting for ACC Rookie of the Year...named ACC Rookie of the Week five times (Dec. 1, Jan. 5, Jan. 19, Feb. 2, Mar. 9), tying the school record previously set by former Clipper Rodney Rogers and Chris Paul...named the ACC Freshman of the Year by CBSSports.com...ranked second on the team in blocks (38), third in steals (30) and fourth in assists (46)...led all ACC freshmen in rebounding and was second among rookies in scoring...ranked fifth in the ACC in rebounding and fourth in defensive rebounds (5.9 drpg)...posted 10 double-doubles on the season, more than doubling the combined total of all other ACC freshmen...finished with the third-highest rebounding total (253) and third-best rebounding average (8.2) for a freshman in program history...had the fifth-most blocked shots (38) ever by a Deacon freshman...combined with James Johnson to become the fourth-best rebounding duo in program history, averaging a combined 16.7 rebounds per game...scored in double figures 22 times.

Personal: Descends from a line of Nigerian kings...name Al-Farouq means "the chief has arrived"...son of Aboubakar Aminu and Anjirlic Aminu...averaged a team-high 14.8 points to go with 5.4 rebounds for the Clippers' entry in the 2010 NBA Summer League...older brother Alade was a 2010 D-League All-Star with Erie and Bakersfield and was signed to a 10-day contract by the Miami Heat on March 28, 2010...also has a younger brother...played in the NIKE Hoop Summit as a member of the USA Jr. National Select Team as senior in high school...led Norcross High School to back-to-back Georgia 5A state titles in 2007-08...member of the 2008 McDonald's All-American Team and played in the Jordan Brand Classic...handed out presents and signed autographs to students who had perfect attendance in school at the 2011 EMERGE Christmas Party...took photos, signed autographs and played basketball with Hornets fans at Hornets Day at the Zoo...spoke to McDonald's All-American nominees from the state of Louisiana prior to a Hornets home game about the importance of hard work...visited Ochsner Medical Center in April of 2012 to speak with patients and employees...member of the 2012 Nigerian national team that qualified for the 2012 Summer Olympics in London.

#### NBA Regular Season Record

Season	Team	G	Min.	FGM	FGA	Pct.	FTM	FTA	Pct.	Off.	Def.	Tot.	Ast.	St.	Blk.	TO	Pts.	RPG	APG	PPG
2010-11	LA Clippers	81	1451	160	406	.394	92	119	.773	75	192	267	60	59	25	103	457	3.3	0.7	5.6
2011-12	New Orleans	66	1477	150	365	.411	86	114	.754	95	213	308	66	59	34	91	399	4.7	1.0	6.0
<b>Totals</b>		<b>147</b>	<b>2929</b>	<b>310</b>	<b>771</b>	<b>.402</b>	<b>178</b>	<b>233</b>	<b>.764</b>	<b>170</b>	<b>405</b>	<b>575</b>	<b>126</b>	<b>118</b>	<b>59</b>	<b>194</b>	<b>856</b>	<b>3.9</b>	<b>0.9</b>	<b>5.8</b>

3-Point FG: 2010-11, 45-143 (.315); 2011-12, 13-47 (.277). Totals: 58-190 (.305).

# 33 - RYAN ANDERSON


POINTS OFF TURNOVERS • COMMIT • NON-NEGOTIABLES • ROLL TO THE BASKE

HUSTLE • TAKE IT STRONG TO THE HOOP • CONTEST JUMPSHOTS • DEDICATION

NEVER GIVE UP • COMMIT • NEVER TAKE A PLAY OFF • DEDICATION • PLAY AS A

GET BACK ON DEFENSE • BE AGGRESSIVE • ROLL TO THE BASKET • TRUST EACH OTHER • OVERCOME ADVERSITY • NO EMPTY POSSESSION

COMPETITIVE FIRE • FIGHT • FEED THE POST • CONDITIONING • GET BACK ON DEFENSE • FINISH FAST BREAKS • NEVER GIVE UP • COM

**Position:** Forward**Height:** 6-10**Weight:** 240**Birthdate:** May 6, 1988**Birthplace:** Sacramento, Calif.**High School:** Oak Ridge (El Dorado Hills, Calif.)**College:** California**Years Pro:** 4**CAREER HIGHS**

PTS	30 at NYK 1/16/12
FGM	11 (2 times)
FGA	19 (3 times)
3FGM	8 at TOR 3/26/12
3FGA	13 (2 times)
FTM	10 vs. SAS 1/18/12
FTA	10 vs. SAS 1/18/12
OREB	11 at PHI 1/30/12
DREB	10 (2 times)
TREB	20 @ PHI 1/30/12
ASTS	4 (2 times)
STLS	5 vs. MIL 3/03/12
BLKS	3 (2 times)
MINS	42 (2 times)

POSSESSIONS • CRASH THE BOARDS • TAKE THE CHARGE • PLAY WITH PASSION • BOX OUT • DON'T MESS WITH THE GAME • DEFEND THE PAINT • FINISH FAST BREAKS • EXCITEMENT • COMPETITIVE FIRE •  
MAKE A PLAY OFF • DEDICATION • PLAY AS A TEAM • HEART AND HUSTLE • DEFEND THE PAINT • KNOW YOUR OPPONENT • TAKE THE OPEN SHOT • NO EXCUSES • WIN • PLAY WITH PASSION • BOX OUT • DON'T MESS WITH THE GAME •  
TRUST EACH OTHER • PLAY WITH PASSION • BOX OUT • DON'T MESS WITH THE GAME • TAKE THE CHARGE • NO OPEN LAYUPS • NEVER GIVE UP • COMMIT • NON-NEGOTIABLES • ROLL TO THE BASKET • WIN  
PLAY AS A TEAM • HEART AND HUSTLE • DEFEND THE PAINT • RESPECT THE GAME • NO TURNOVERS • CONDITIONING • GET BACK ON DEFENSE • BE AGGRESSIVE • KNOW YOUR OPPONENT • FUNDAMENTALS  
TEAM • HEART AND HUSTLE • DEFEND THE PAINT • LEADERSHIP • FINISH FAST BREAKS • EXCITEMENT • COMPETITIVE FIRE • FIGHT • FEED THE POST • CONDITIONING • GET BACK ON DEFENSE • FINISH FAST  
CRASH THE BOARDS • TAKE THE CHARGE • PLAY WITH PASSION • BOX OUT • BE ALERT ON DEFENSE • CONTEST JUMPSHOTS • PREPARATION • HUSTLE • HIT THE OPEN MAN • BE AGGRESSIVE • ROLL TO THE BASKET •  
COMMIT • EXCITEMENT • COMPETITIVE FIRE • FIGHT • FEED THE POST • CONDITIONING • GET BACK ON DEFENSE • BE AGGRESSIVE • WIN • COMPETITIVE FIRE • FIGHT • FEED THE POST • CONDITIONING • GET

Transactions: Selected by New Jersey in the first round (21st overall) of the 2008 NBA Draft...Traded by New Jersey to Orlando along with Vince Carter in exchange for Rafer Alston, Tony Battie and Courtney Lee (Jun. 25, 2009)...acquired July 11, 2012, from the Orlando Magic via sign-and-trade for F Gustavo Ayón.

2011-12 Season (Orlando Magic): Won the NBA's Most Improved Player award...played and started in 61 games with Orlando, averaging career-highs of 16.1 ppg. and 7.7 rpg. in 32.2 mpg...shot .393 (166-422) from three-point range and .877 (150-171) from the free throw line...led the NBA in both three-point field goals made and attempted, while ranking seventh in free throw percentage, tied for 27th in three-point field goal percentage, ranking 29th in rebounding and 33rd in scoring...started all five playoff outings, averaging 9.6 ppg. and 4.6 rpg. in 34.4 mpg...during the regular season, led (or tied) the team in scoring 16 times and in rebounding 10 times...scored in double figures 50 times and 20-plus points 21 times, including a career-high 30 points on Jan. 16 @ New York...had 14 double-doubles...pulled down 10+ rebounds 16 times, including a career-high 20 rebounds on Jan. 30 @ Philadelphia...had at least one steal 31 times and two-or-more steals nine times, including a career-high five steals on Mar. 3 vs. Milwaukee...recorded at least one blocked shot 21 times...played a career-high 42 minutes on Apr. 21 @ Utah and on Apr. 25 vs. Charlotte...missed four games to injury – once (Jan. 27) due to a left calf contusion and three times (Apr. 3-7) due to a sprained right ankle...DNP-CD (rest) on Apr. 26.

Professional: Appeared in 254 career NBA regular season games with New Jersey and Orlando, averaging 10.4 ppg. and 5.3 rpg. in 22.1 mpg...shot .384 (447-1,163) from three-point range and .852 (414-486) from the free throw line...also played in 20 playoff outings, averaging 5.0 ppg. and 4.1 rpg. in 20.4 mpg...captured the 2011-12 NBA Most Improved Player award...2010-11 (Magic): Played in 64 games with Orlando, averaging 10.6 ppg. and 5.5 rpg. in 22.3 mpg...shot .393 (134-341) from three-point range and .812 (95-117) from the free throw line...started in 14 outings, averaging 11.1 ppg. and 5.2 rpg. in 23.5 mpg. during that span...tied for 39th in the NBA in three-point field goal percentage...appeared in six playoff games, averaging 4.7 ppg. and 4.5 rpg. in 24.5 mpg...during the regular season, led (or tied) the team in scoring five times and in rebounding three times...had six double-doubles...recorded a career-high three blocked shots on Nov. 3 vs. Minnesota and on Jan. 24 vs. Detroit...missed nine games (Dec. 4-21) due to a sprained right mid-foot...2009-10 (Magic): Appeared in 63 games with Orlando, averaging 7.7 ppg. and 3.2 rpg. in 14.5 mpg...shot .370 (78-211) from three-point range...started in six outings, averaging 15.0 ppg. and

5.0 rpg. in 25.2 mpg...also played in nine playoff outings, averaging 2.6 ppg. and 3.4 rpg. in 9.9 mpg...had one double-double: 20 points and a season-high 10 rebounds on Nov. 4 vs. Phoenix...recorded a career-high-tying four steals on Jan. 1 @ Minnesota...blocked a career-high-tying two shots three times, the last on Apr. 9 vs. New York...missed four games (Nov. 8-13) due to a sprained right ankle...DNP-CD 15 times...2008-09 (Nets): Played in 66 games during his rookie campaign with New Jersey, averaging 7.4 ppg. and 4.7 rpg. in 19.9 mpg...shot .365 (69-189) from three-point range and .845 (98-116) from the free throw line...made 30 starts, averaging 8.7 ppg. and 6.0 rpg. during that span...ranked 10th among all NBA rookies in three-point FG percentage...scored a then career-high 21 points on Dec. 15 @ Toronto...recorded three double-doubles and had 10+ rebounds four times, including a career-best 12 boards on Feb. 7 vs. Denver...made first NBA start on Jan. 12 vs. Oklahoma City (6 pts., 9 rebs., 2 stls., 27 mins.) and made NBA debut on Oct. 29 @ Washington (5 pts., 3 rebs., 2 asts., 15 mins.)...DNP-CD 16 times.

College (University of California, Berkeley, 2006-08): Played two seasons at the University of California, averaging 18.7 ppg. and 9.0 rpg. in 33.0 mpg. in 66 career games...started every game he played at Cal...shot .484 (419-866) from the field, .396 (122-308) from three-point range and .841 (276-328) from the free throw line during his collegiate career...named Second Team All-America by The Sporting News and earned First Team All-Pac-10 honors after his sophomore season (2007-08)...led the Pac-10 in scoring, averaging 21.1 ppg. (ranked 18th in nation) and ranked third in rebounding, pulling down 9.9 rpg...his 697 points ranks as the second-highest total in Cal history...became first player in school history to record at least 600 points and 300 rebounds in a single season...as a freshman (2006-07), led the Bears in scoring and rebounding, averaging 16.3 ppg. and 8.2 rpg...also finished fifth in the conference in both categories, the only player in the Pac-10 to rank in the top five in each area...was named Honorable Mention All-Pac-10...set a school freshman record with 269 rebounds...named MVP of the Great Alaska Shootout.

Personal: One of 13 players named to the 2012 USA Men's Select Team that trained against the Men's National Team prior to the 2012 Olympics ... represented the NBA this past offseason in China, visiting the cities of Dalian, Beijing and Guangzhou while participating in NBA FIT clinics and interacting with Chinese youth...full name is Ryan James Anderson...lists golf as his favorite hobby...from ages of 14-16, would go once a year with church group to help improve impoverished areas of Mexico...was given the nickname "Rhino" while at Cal...favorite television show is Family Guy.

#### NBA Regular Season Record

Season	Team	G	Min.	FGM	FGA	Pct.	FTM	FTA	Pct.	Off.	Def.	Tot.	Ast.	St.	Blk.	TO	Pts.	RPG	APG	PPG
2008-09	New Jersey	66	1312	160	407	.393	98	116	.845	104	207	311	52	44	20	63	487	4.7	0.8	7.4
2009-10	Orlando	63	911	169	388	.436	71	82	.866	70	132	202	37	25	14	56	487	3.2	0.6	7.7
2010-11	Orlando	64	1424	226	525	.430	95	117	.812	129	226	355	52	30	38	49	681	5.5	0.8	10.6
2011-12	Orlando	61	1964	332	757	.439	150	171	.877	224	247	471	54	50	26	57	980	7.7	0.9	16.1
<b>Totals</b>		<b>254</b>	<b>5611</b>	<b>887</b>	<b>2077</b>	<b>.427</b>	<b>414</b>	<b>486</b>	<b>.852</b>	<b>527</b>	<b>812</b>	<b>1339</b>	<b>195</b>	<b>149</b>	<b>98</b>	<b>225</b>	<b>2635</b>	<b>5.3</b>	<b>0.8</b>	<b>10.4</b>

3-Point FG: 2008-09, 69-189 (.365); 2009-10, 78-211 (.370); 2010-11, 134-341 (.393). Totals: 447-1163 (.384).

#### NBA Playoff Record

Season	Team	G	Min.	FGM	FGA	Pct.	FTM	FTA	Pct.	Off.	Def.	Tot.	Ast.	St.	Blk.	TO	Pts.	RPG	APG	PPG
2009-10	Orlando	9	89	9	29	.310	1	1	1.000	8	23	31	3	2	2	5	23	3.4	0.3	2.6
2010-11	Orlando	6	147	8	30	.267	6	6	1.000	10	17	27	3	5	1	1	28	4.5	0.5	4.7
2011-12	Orlando	5	172	15	44	.341	6	7	.857	9	14	23	4	3	2	9	48	4.6	0.8	9.6
<b>Totals</b>		<b>20</b>	<b>408</b>	<b>32</b>	<b>103</b>	<b>.311</b>	<b>13</b>	<b>14</b>	<b>.929</b>	<b>27</b>	<b>54</b>	<b>81</b>	<b>10</b>	<b>10</b>	<b>5</b>	<b>15</b>	<b>99</b>	<b>4.1</b>	<b>0.5</b>	<b>5.0</b>

3-Point FG: 2009-10, 4-14 (.286); 2010-11, 6-20 (.300); 2011-12, 12-30 (.400). Totals: 22-64 (.344).

PLAY AS A TEAM • HEART AND HUSTLE • DEFEND THE PAINT • FINISH FAST BREAKS • EXCITEMENT • COMPETITIVE FIRE • NO EMPTY

NO EXCUSES • WIN • PLAY WITH PASSION • BOX OUT • DON'T MESS WITH THE GAME • TAKE THE OPEN SHOT • MAKE THE RIGHT PASSES • NEVER TA

# 23 - ANTHONY DAVIS

POINTS OFF TURNOVERS • COMMIT • NON-NEGOTIABLES • ROLL TO THE BASKET • T

HUSTLE • TAKE IT STRONG TO THE HOOP • CONTEST JUMPSHOTS • DEDICATION • PL

NEVER GIVE UP • COMMIT • NEVER TAKE A PLAY OFF • DEDICATION • PLAY AS A TEA

GET BACK ON DEFENSE • BE AGGRESSIVE • ROLL TO THE BASKET • TRUST EACH OTHER • OVERCOME ADVERSITY • NO EMPTY POSSESSION

COMPETITIVE FIRE • FIGHT • FEED THE POST • CONDITIONING • GET BACK ON DEFENSE • FINISH FAST BREAKS • NEVER GIVE UP • COM



POSSESSIONS • CRASH THE BOARDS • TAKE THE CHARGE • PLAY WITH PASSION • BOX OUT • DON'T MESS WITH THE GAME • DEFEND THE PAINT • FINISH FAST BREAKS • EXCITEMENT • COMPETITIVE FIRE • MAKE A PLAY OFF • DEDICATION • PLAY AS A TEAM • HEART AND HUSTLE • DEFEND THE PAINT • KNOW YOUR OPPONENT • TAKE THE OPEN SHOT • NO EXCUSES • WIN • PLAY WITH PASSION • BOX OUT • DON'T MESS WITH THE GAME • TRUST EACH OTHER • PLAY WITH PASSION • BOX OUT • DON'T MESS WITH THE GAME • TAKE THE CHARGE • NO OPEN LAYUPS • NEVER GIVE UP • COMMIT • NON-NEGOTIABLES • ROLL TO THE BASKET • WIN • PLAY AS A TEAM • HEART AND HUSTLE • DEFEND THE PAINT • RESPECT THE GAME • NO TURNOVERS • CONDITIONING • GET BACK ON DEFENSE • BE AGGRESSIVE • KNOW YOUR OPPONENT • FUNDAMENTALS • HEART AND HUSTLE • DEFEND THE PAINT • LEADERSHIP • FINISH FAST BREAKS • EXCITEMENT • COMPETITIVE FIRE • FIGHT • FEED THE POST • CONDITIONING • GET BACK ON DEFENSE • FINISH FAST BREAKS • CRASH THE BOARDS • TAKE THE CHARGE • PLAY WITH PASSION • BOX OUT • BE ALERT ON DEFENSE • CONTEST JUMPSHOTS • PREPARATION • HUSTLE • HIT THE OPEN MAN • BE AGGRESSIVE • ROLL TO THE BASKET • COMMIT • EXCITEMENT • COMPETITIVE FIRE • FIGHT • FEED THE POST • CONDITIONING • GET BACK ON DEFENSE • BE AGGRESSIVE • WIN • COMPETITIVE FIRE • FIGHT • FEED THE POST • CONDITIONING • GET BACK ON DEFENSE

**Position: Forward**

**Height: 6-10**

**Weight: 220**

**Birthdate: March 11, 1993**

**Birthplace: Chicago, IL**

**High School: Perspectives Charter (Chicago, Ill.)**

**College: Kentucky**

**Years Pro: R**

Transactions: Selected by the New Orleans Hornets with the 1st overall pick in the 2012 NBA Draft.

College (University of Kentucky 2011-12): Left Kentucky for the NBA after leading Wildcats to a national championship in his freshman season...won six of the seven major National Player of the Year awards, getting the nod from the AP, USBWA and Basketball Times, and capturing the Wooden, Adolph Rupp and Naismith awards...named Final Four Most Outstanding Player as UK won a national title...led the nation in blocks (4.65 bpg), while leading the team in scoring (14.2 ppg), rebounding (10.4 rpg) and field goal percentage (.623)...broke school and SEC records as well as an NCAA freshman record for blocks in a season (186)...finished the season with 20 double-doubles, tops in the SEC and tied for the UK freshman record...named SEC Defensive Player of the Year, SEC Freshman of the Year, First Team All-SEC, SEC All-Freshman Team and SEC All-Defensive Team...averaged 13.7 points, 12.3 rebounds and 4.8 blocks in NCAA Tournament...tied NCAA Championship game record for blocks (6)...also grabbed 16 rebounds in that contest, vs. Kansas...in the Final Four vs. Louisville, posted 18 points (7-of-8 FGs), 14 rebounds and five blocks...contributed 18 points (6-9 FGs), 11 rebounds, six blocks and two steals vs. Baylor in the Elite Eight...notched 15 points with 12 rebounds and five assists in a win over Iowa St...recorded his fourth straight double-double with 12 points and 10 rebounds in a loss to Vandy during the SEC Championship game...had 15 points and 12 rebounds in a win over Florida in second round of SEC Tournament...scored 12 points, with a game-high 14 rebounds in win over LSU in the first round of the SEC Tournament...finished with a game-high 22 points, 12 rebounds and six blocks in a win at Florida...during the regular season, tallied a career-high 28 points on 10-of-11 shooting, 11 rebounds, five blocks and two steals vs. Vanderbilt...had a career-high 18 rebounds, along with 14 points and five blocks vs. Chattanooga...contributed 22 points on 9-of-11 shooting, 16 rebounds and three blocks vs. Arkansas Little-Rock...notched 22 points on 9-of-10 shooting with eight rebounds, eight blocks and two steals in 28 minutes vs. South Carolina...recorded 15 points, eight rebounds and seven blocks in a win at Vandy...finished with 16 points, six rebounds, and four blocks in a victory over UF...Led UK with 18 points, eight rebounds and

seven blocks in a victory over UT...notched a double-double with 16 points and 10 rebounds in a win at LSU...broke the UK single-season blocks record with seven swats in a win over Arkansas...in the same outing, had a double-double with 27 points and 14 rebounds...charted his fifth straight double-double with 12 points and 10 rebounds while charting seven blocks in a win over USC...was named the SEC Freshman of the Week after recording a double-double with 18 points and 10 rebounds in a win over UL...also had six blocks and made a career-high 12 free throws...tallied a double-double with 15 points and 11 rebounds in a win over Loyola...made the game-saving block with seven seconds remaining to go along with nine points and seven rebounds in a win over North Carolina...had a near triple-double effort with 15 points, 15 rebounds and eight blocks against St. John's...had a flawless night from the floor with a perfect field goal and free throw percentage while also blocking four shots in a win over Radford...totaled 14 points, six rebounds and seven blocks in a win over Kansas...led the team with 23 points and 10 rebounds in the win over Marist to become just the third player in school history to begin collegiate career with a 20-10 game...also swatted five shots and chipped in three assists in his debut...named SEC Freshman of the Week (Nov. 14).

Personal: Member of the 2012 U.S. Men's Olympic basketball team that captured the gold medal at the 2012 London Summer Olympics...averaged 3.7 points and 2.7 rebounds in 7.6 minutes per game while shooting 64.7% from the floor for Team USA at the London Olympics...averaged 32 points, 22 rebounds, and seven blocked shots as a senior at Perspectives Charter High School in Chicago...named Co-MVP of the Jordan Brand Classic All-American Game with 29 points, 11 rebounds, and four blocks...registered 14 points, six rebounds and four blocks in the McDonald's All-American Game...posted 16 points with 10 rebounds for the USA team in the Nike Hoops Summit...one of four finalists for the Morgan Wootten National Player of the Year Award and five finalists for the Naismith Award...a Parade first team All-America...named all-conference three consecutive years while in high school...stood just 6-3 at the start of his junior year of high school before a growth spurt took him to 6-10...sister, Iesha, was drafted by the Harlem Globetrotters in their sixth annual player draft.

PLAY AS A TEAM • HEART AND HUSTLE • DEFEND THE PAINT • FINISH FAST BREAKS • EXCITEMENT • COMPETITIVE FIRE • NO EMPTY  
 NO EXCUSES • WIN • PLAY WITH PASSION • BOX OUT • DON'T MESS WITH THE GAME • TAKE THE OPEN SHOT • MAKE THE RIGHT PASSES • NEVER TA  
 POINTS OFF TURNOVERS • COMMIT • NON-NEGOTIABLES • ROLL TO THE BASKET • TRUST EACH O  
 HUSTLE • TAKE IT STRONG TO THE HOOP • CONTEST JUMPSHOTS • DEDICATION • PLAY AS A TEAM  
 NEVER GIVE UP • COMMIT • NEVER TAKE A PLAY OFF • DEDICATION • PLAY AS A TEAM • HEART A  
 GET BACK ON DEFENSE • BE AGGRESSIVE • ROLL TO THE BASKET • TRUST EACH OTHER • OVERCOME ADVERSITY • NO EMPTY POSSESSION  
 COMPETITIVE FIRE • FIGHT • FEED THE POST • CONDITIONING • GET BACK ON DEFENSE • FINISH FAST BREAKS • NEVER GIVE UP • COM

# 10 - ERIC GORDON

**Position:** Guard

**Height:** 6-3

**Weight:** 215

**Birthdate:** December 25, 1988

**Birthplace:** Indianapolis, Ind.

**High School:** North Central H.S. (Indianapolis, Ind.)

**College:** Indiana

**Years Pro:** 4

## CAREER HIGHS

PTS	41 vs. OKC 1/23/09
FGM	14 vs. MIN 12/20/10
FGA	26 at POR 1/20/11
3FGM	7 at POR 1/20/11
3FGA	11 at POR 1/20/11
FTM	16 vs. NJ 11/15/10
FTA	20 vs. NJ 11/15/10
OREB	5 at PHI 12/15/10
DREB	6 (5 times)
TREB	8 (2 times)
ASTS	11 vs. SAN 11/01/10
STLS	5 (3 times)
BLKS	3 (2 times)
MINS	53 at Utah 11/06/10

**Transactions:** Originally selected by the Los Angeles Clippers with the 7th overall pick in the 2008 NBA Draft... acquired December 14th, 2011 from the Los Angeles Clippers along with Al-Farouq Aminu, Chris Kaman and a 2012 first round draft pick (whichever is more favorable between the Clippers and the Minnesota Timberwolves) in exchange for Chris Paul and two 2015 2nd round draft picks.

**2011-12 Season:** Averaged a team-leading 20.6 points, 3.4 assists, 2.8 rebounds and 1.4 steals in 34.4 minutes over nine games (nine starts)...led the team in scoring eight times this season and in assists three times... the Hornets were 6-3 in games in which Gordon played, and he scored the winning points in two of those wins...had one 30-point performance and four 20-point performances on the season, scoring in double-digits in each game he played...poured in 27 points and added five assists, four rebounds, three steals and one block 4/19 vs. HOU...scored 25 points and dished out six assists 4/13 vs. UTAH...led the team with a Hornets individual season-high 31 points, also adding four assists and three steals 4/6 at SAS...returned to action 4/4 vs. DEN with 15 points, four rebounds and four assists while also connecting on the game-winning free throws...led the team in scoring in the opener at PHO 12/26, with 20 points, four rebounds and three assists, including a game-winning 20-foot jumper with 4.2 seconds remaining...missed 55 games



POSSESSIONS • CRASH THE BOARDS • TAKE THE CHARGE • PLAY WITH PASSION • BOX OUT • DON'T MESS WITH THE GAME • DEFEND THE PAINT • FINISH FAST BREAKS • EXCITEMENT • COMPETITIVE FIRE • TAKE A PLAY OFF • DEDICATION • PLAY AS A TEAM • HEART AND HUSTLE • DEFEND THE PAINT • KNOW YOUR OPPONENT • TAKE THE OPEN SHOT • NO EXCUSES • WIN • PLAY WITH PASSION • BOX OUT • DON'T MESS WITH THE GAME • TAKE THE CHARGE • NO OPEN LAYUPS • NEVER GIVE UP • COMMIT • NON-NEGOTIABLES • ROLL TO THE BASKET • WIN • COMMIT • NON-NEGOTIABLES • HEART AND HUSTLE • DEFEND THE PAINT • RESPECT THE GAME • NO TURNOVERS • CONDITIONING • GET BACK ON DEFENSE • BE AGGRESSIVE • KNOW YOUR OPPONENT • FUNDAMENTALS • HUSTLE • TAKE THE OPEN SHOT • CRASH THE BOARDS • TAKE THE CHARGE • PLAY WITH PASSION • BOX OUT • BE ALERT ON DEFENSE • CONTEST JUMPSHOTS • PREPARATION • HUSTLE • HIT THE OPEN MAN • BE AGGRESSIVE • ROLL TO THE BASKET • COMMIT • EXCITEMENT • COMPETITIVE FIRE • FIGHT • FEED THE POST • CONDITIONING • GET BACK ON DEFENSE • BE AGGRESSIVE • WIN • COMPETITIVE FIRE • FIGHT • FEED THE POST • CONDITIONING • GET

due to injury (51 due to right knee injury, 4 due to back spasms), and two due to rest.

Professional: Has career averages of 18.2 points, 3.3 assists, 2.7 rebounds and 1.1 steals in 205 games (190 starts)...has one career 40-point game, 14 30-point games and 75 20-point performances...2010-11 (Clippers): Averaged a career-high 22.3 points, 2.9 rebounds, 4.4 assists, 1.27 steals and 37.7 minutes in 56 games, all starts...led the team in scoring 30 times, assists 15 times, steals 18 times and minutes 25 times... finished the season ranked 12th in the NBA in minutes per game... scored 20+ points 37 times, the 17th-highest total in the NBA...had a career-high streak of 12 straight 20+ games stopped on 12/15/10... scored 30+ points eight times, the 13th-most in NBA...became one of four players in Clippers history to make seven or more 3-pointers in a game when he made seven on 1/20/11 at Portland...11/15/10 vs. New Jersey, had 30 points (6-20 FG, 2-7 3PT, 16-20 FT), 4 rebounds and 4 assists in 35:55...11/17/10 at Minnesota, had 30 points (9-19 FG, 2-6 3PT, 10-13 FT), 3 rebounds, 7 assists in 37:11...2/20/11 vs. Minnesota, had 36 points (14-23 FG, 5-7 3PT, 3-5 FT), 6 assists and 5 steals in 36:54. 2009-10 (Clippers): Second on team averaging 16.9 points, to go with 2.6 rebounds, 3.0 assists in a team-high 36.0 minutes per game... appeared in 62 games, starting 60...led team in scoring 16 times, steals 17 times and minutes 16 times...scored 30+ points one time and had 20+ points 19 times...one of 27 players named to 2010-12 USA Men's National Team Program...participated in All-Star Weekend, playing for the sophomores in the Rookie Challenge...at halftime of game, took part in NBA All-Star Dunk-In against Demar DeRozan, losing to DeRozan on a fan vote...2/20/10 vs. Sacramento, had 30 points (10-17 FG, 4-7 3PT, 6-7 FT) and six assists in 40:05. 2008-09 (Clippers): 2008-09 T-Mobile NBA All-Rookie Second Team...T-Mobile Western Conference Rookie of the Month (January 2009)...All-Star Weekend T-Mobile Rookie Challenge Participant scoring 19 points (6-8 FG, 4-5 FT) with 6 rebounds...averaged 16.1 points, 2.6 rebounds, 2.8 assists, 1.0 steals in 34.3 minutes per game...named Second Team All-Rookie and finished fifth in Rookie of the Year voting...third leading scorer among all rookies...played in 78 games, starting 65 contests...connected on .389 3FG Pct. (131-337)...shot .854 from the foul line (299-350), 28th in the NBA, 3rd best among rookies... also ranked 3rd among all NBA rookies with 34.3 minutes per game... scored 10+ points 30 times, 20+ points 23 times, 30+ points four times and 40+ points once...led Clippers in scoring a team-high 29 time while leading in assists seven times, steals 16 times, blocks eight times and minutes a team-high 24 times...1/23/09 vs. Oklahoma City, scored a Clippers season-high and then rookie record 41 points, the only Clippers player to score 40+ points in a game that season and the most points scored by any rookie in the NBA that season...1/4/09 vs. Detroit, scored 31 points (9-21 FG, 12-12 FT)...1/6/09 at Dallas, tallied 32 points (9-18 FG, 13-15 FT) and six assists...2/11/09 vs. New York, tallied 30 points (10-16 FG, 4-8 3PT, 6-8 FT) and five assists in 43:15.

College (Indiana University 2007-08): An early entry NBA Draft candidate following his freshman year...earned Second Team All-America Honors from the NABC and Third Team honors from The Associated Press... named Big Ten Freshman of the Year...earned unanimous First Team All-Conference honors from media and league coaches...honoree on the All-Big Ten freshman team...finalist for Naismith and Wooden Awards... earned National All-Freshman Team honors from Sporting News... USBWA All-District V selection...named second team All-America by Sports Illustrated...CBSSports.com First Team All-American and First Team Freshman All-American...named second team All-America by Sports Illustrated...led Big Ten in scoring (20.9 points), ranked fifth in free throw percentage (.834), 10th in steals (1.3 spg)...set Indiana and Big Ten freshman record for total points scored (669), breaking the old mark held by Michael Redd of Ohio State in 1998...that total was the 10th highest overall in IU single season history...became the first freshman to average more than 20 points per game and first Hoosier overall since Brian Evans averaged 21.2 in 1996...231 free throws made was the third highest single season total in school history and his 277 attempts ranked fourth...his 70 three-point field goals made were the eighth most in a season in Hoosier history...scored 20 or more points 19 times and topped the 30-point mark three times.

Personal: Selected as a finalist for 2012 U.S. Olympic Men's Team... Helped with Hurricane Isaac relief efforts in the wake of the storm... traveled to Canada and Spain to promote the the NBA's 3x3 international tournaments...and Member of 2010 Team USA squad that won the Gold Medal at 2010 FIBA World Championship in Istanbul, Turkey...in nine games played for Team USA, averaged 8.6 points while finishing second on the team in three-pointers made (19) and second on the team in three-point percentage (.452, 19-42 3FG), helping the United States finish a perfect 9-0 en route to winning the Gold Medal...visited with students of the Youth Leadership Academy and congratulated them on their leadership while also motivating them to continue to be leaders in the classroom and in life...participated in a Country Day Basketball Clinic in March of 2012, instructing drills and teaching students about the fundamentals of basketball...met with the McDonald's All-American nominees from the state of Louisiana prior to a Hornets game and spoke with them about the importance of hard work and encouraging them to keep working towards their goals...named 2007 Gatorade National Male Athlete of the Year... earned selection to McDonald's All-American Team and also participated in Jordan Brand All-American Classic...named Indiana Mr. Basketball as a senior after he averaged 29 points, 6.2 rebounds and 3.3 assists in his final year at North Central High School in Indianapolis...2007 graduate of Indianapolis North Central High School named Indiana Gatorade Player of the Year and a Jordan Brand All-American...averaged 29 points, 6.2 rebounds and 3.3 assists...shot 57.0% from the field, 46.2% from three-point range and 88.1% from the line...attended the Adidas Basketball Experience in New Orleans...son of Eric and Denise Gordon.

#### NBA Regular Season Record

Season	Team	G	Min.	FGM	FGA	Pct.	FTM	FTA	Pct.	Off.	Def.	Tot.	Ast.	St.	Blk.	TO	Pts.	RPG	APG	PPG
2008-09	LA Clippers	78	2676	411	901	.456	131	337	.389	45	156	201	215	78	35	164	1252	2.6	2.8	16.1
2009-10	LA Clippers	62	2229	352	784	.449	222	299	.742	25	135	160	186	69	14	144	1045	2.6	3.0	16.9
2010-11	LA Clippers	56	2112	427	949	.450	287	348	.825	45	119	164	244	71	18	151	1247	2.9	4.4	22.3
2011-12	New Orleans	9	310	63	140	.450	49	65	.754	2	23	25	31	13	4	24	185	2.8	3.4	20.6
Totals		205	7328	1253	2774	.452	857	1062	.807	117	433	550	676	231	71	483	3729	2.7	3.3	18.2

3-Point FG: 2008-09, 131-337 (.389); 2009-10, 119-321 (.371); 2010-11, 106-291 (.364); 2011-12, 10-40 (.250). Totals: 366-989 (.370).

# 4 - XAVIER HENRY

**Position:** Guard

**Height:** 6-6

**Weight:** 220

**Birthdate:** March 15, 1991

**Birthplace:** Ghent, Belgium

**High School:** Putnam City HS (Oklahoma City, Okla.)

**College:** Kansas

**Years Pro:** 2

## CAREER HIGHS

PTS	19 vs. DAL 3/02/12
FGM	8 (2 times)
FGA	14 (2 times)
3FGM	1 (9 times)
3FGA	2 (6 times)
FTM	6 (2 times)
FTA	7 (4 times)
OREB	3 (2 times)
DREB	5 (2 times)
TREB	6 (4 times)
ASTS	3 (3 times)
STLS	2 (7 times)
BLKS	1 (11 times)
MINS	33 at PHX 12/08/10



POSESSIONS • CRASH THE BOARDS • TAKE THE CHARGE • PLAY WITH PASSION • BOX OUT • DON'T MESS WITH THE GAME • DEFEND THE PAINT • FINISH FAST BREAKS • EXCITEMENT • COMPETITIVE FIRE •  
AKE A PLAY OFF • DEDICATION • PLAY AS A TEAM • HEART AND HUSTLE • DEFEND THE PAINT • KNOW YOUR OPPONENT • TAKE THE OPEN SHOT • NO EXCUSES • WIN • PLAY WITH PASSION • BOX OUT • DON'T ME  
HER • PLAY WITH PASSION • BOX OUT • DON'T MESS WITH THE GAME • TAKE THE CHARGE • NO OPEN LAYUPS • NEVER GIVE UP • COMMIT • NON-NEGOTIABLES • ROLL TO THE BASKET • WIN • COMMIT • NON-N  
HEART AND HUSTLE • DEFEND THE PAINT • RESPECT THE GAME • NO TURNOVERS • CONDITIONING • GET BACK ON DEFENSE • BE AGGRESSIVE • KNOW YOUR OPPONENT • FUNDAMENTALS • HUSTLE • TAKE I  
O HUSTLE • DEFEND THE PAINT • LEADERSHIP • FINISH FAST BREAKS • EXCITEMENT • COMPETITIVE FIRE • FIGHT • FEED THE POST • CONDITIONING • GET BACK ON DEFENSE • FINISH FAST BREAKS • NEVER  
IS • CRASH THE BOARDS • TAKE THE CHARGE • PLAY WITH PASSION • BOX OUT • BE ALERT ON DEFENSE • CONTEST JUMPSHOTS • PREPARATION • HUSTLE • HIT THE OPEN MAN • BE AGGRESSIVE • ROLL TO THE  
MIT • EXCITEMENT • COMPETITIVE FIRE • FIGHT • FEED THE POST • CONDITIONING • GET BACK ON DEFENSE • BE AGGRESSIVE • WIN • COMPETITIVE FIRE • FIGHT • FEED THE POST • CONDITIONING • GE

Transactions: Selected by Memphis in the first round (12th overall) of the 2010 NBA Draft...signed multi-year contract with Grizzlies on Sept. 24, 2010...acquired by the New Orleans Hornets from the Memphis Grizzlies in exchange for a 2013 2nd round pick on Jan. 4, 2012.

2011-12: Averaged 5.3 points, 2.4 rebounds and 0.8 assists in 16.5 minutes over 45 games for the Hornets...led the team in rebounds once...recorded double-digit points on six different occasions...scored 14 points and grabbed three rebounds 4/11 vs. SAC...had 12 points and three rebounds 3/22 vs. LAC...recorded 13 points, three rebounds, two assists and one steal 3/21 vs. GSW...scored 12 points and pulled down five boards 2/9 at DEN...recorded a career-high 19 points in 24 minutes of action 3/2 vs. DAL...had 12 points and six rebounds 2/28 at CHI...missed 12 games due to an ankle injury, and nine due to coach's decision... appeared in one game with the Iowa Energy of the NBA D-League, scoring 13 points while also recording two steals, one rebound and one assist in 19 minutes of action... assigned to the Iowa Energy of the NBA D-League on March 18, 2012...recalled from assignment with the Iowa Energy on March 19, 2012.

Professional: Holds career averages of 4.9 points, 1.7 rebounds and 0.6 assists in 15.5 minutes over 83 games (16 starts)...has 11 games with 10-plus points scored...2010-11 (Grizzlies): Averaged 4.3 points, 1.0 rebounds and 0.5 assists in 13.9 minutes over 38 games...as a starter, averaged 6.3 points in 20.6 minutes...scored 10+ points five times, including a then career-high 17 points 12/5 at Denver...in his first career start, totaled six points and career-high three assists on 11/20 vs. Miami...made NBA debut on 10/27 vs. Atlanta, and recorded six points and two rebounds in 14 minutes of action...missed 34 games due to right knee injury...inactive for 33 games.

Playoffs: Inactive for 2011 playoffs with Grizzlies.

College (University of Kansas 2009-10): Declared for NBA Draft following Freshman season at Kansas...in his lone season at Kansas, was second in the team with 13.4 points, while also averaging 4.4 rebounds, 1.5 assists and 1.5 steals for the Jayhawks...named All-Big 12

Honorable Mention and Big 12 All-Freshman Team...earned Freshman All-American honors from CollegeInsider.com and FoxSports.com... named Big 12 Rookie of the Week three times...scored in double-digits 26 times and reached 20-plus points in four different contests...scored a career-best 31 points against La Salle 12/12/2009.

Personal: Born in Ghent, Belgium, while his father was playing basketball internationally there...second player in NBA history to be bron in Belgium (Tony Parker)...both parents played basketball at University of Kansas as well...aunt Vickie Summers also played basketball at Kansas and ranks fourth all-time on Kansas career-scoring list, while uncle Joe Adkins, played college basketball at Oklahoma State...father, Carl, was an All-Big Eight first team selection in 1983-84 season and played one season for the Sacramento Kings in 1985-86...college teammate of older brother C.J. who was freshman walk-on at Kansas...brother C.J. was also drafted by the New York Yankees in the 17th round of the 2005 MLB draft by the New York Yankees, and played minor league ball for Yankees and Phillies...met with students of the Most Valuable Pupils Program presented by Chevron prior to the Jan. 16th, 2012, game vs. POR to congratulate them on their hard work and encourage them to work hard in the classroom...participated in a Hornets Season Ticket Holder Boot Camp during 2011-12 season by leading workouts and giving the fans a tour of the Hornets' practice facility...met with the McDonald's All-American nominees from the state of Louisiana prior to a Hornets home game and spoke with them about the importance of hard work and dedication...met with at-risk youth at Café Hope in New Orleans and spoke with them about the importance of making the right decisions in life...donated to Direct Relief's Japan Relief and Recovery Fund...out of high school, ranked as No. 3 by ESPNU, No. 6 by Scout.com, and No. 8 by Rivals.com in 2009 recruiting class...averaged 28.3 points his senior year of high school en route to McDonald's and Parade All-American honors...two-time Gatorade Player-of-the-Year in the state of Oklahoma...competed for the USA Junior Select Team in the Nike Hoop Summit as a senior in high school...led Putnam City High School to state titles senior and freshman seasons.

#### NBA Regular Season Record

Season	Team	G	Min.	FGM	FGA	Pct.	FTM	FTA	Pct.	Off.	Def.	Tot.	Ast.	St.	Blk.	TO	Pts.	RPG	APG	PPG
2010-11	Memphis	38	527	65	160	.406	33	52	.635	9	28	37	18	11	3	13	165	1.0	0.5	4.3
2011-12	New Orleans	45	759	90	228	.395	52	85	.612	24	82	106	35	26	8	35	239	2.4	0.8	5.3
<b>Totals</b>		<b>83</b>	<b>1286</b>	<b>155</b>	<b>388</b>	<b>.399</b>	<b>85</b>	<b>137</b>	<b>.620</b>	<b>33</b>	<b>110</b>	<b>143</b>	<b>53</b>	<b>37</b>	<b>11</b>	<b>48</b>	<b>404</b>	<b>1.7</b>	<b>0.6</b>	<b>4.9</b>

3-Point FG: 2010-11, 3-17 (.176); 2011-12, 7-17 (.412). Totals: 10-34 (.294).

# 15 - ROBIN LOPEZ

POINTS OFF TURNOVERS • COMMIT • NON-NEGOTIABLES • ROLL TO THE BASKET • TRUST EACH OTHER

HUSTLE • TAKE IT STRONG TO THE HOOP • CONTEST JUMPSHOTS • DEDICATION • PLAY AS A TEAM • H

NEVER GIVE UP • COMMIT • NEVER TAKE A PLAY OFF • DEDICATION • PLAY AS A TEAM • HEART AND H

GET BACK ON DEFENSE • BE AGGRESSIVE • ROLL TO THE BASKET • TRUST EACH OTHER • OVERCOME ADVERSITY • NO EMPTY POSSESSION

COMPETITIVE FIRE • FIGHT • FEED THE POST • CONDITIONING • GET BACK ON DEFENSE • FINISH FAST BREAKS • NEVER GIVE UP • COM

**Position:** Center**Height:** 7-0**Weight:** 255**Birthdate:** April 1, 1988**Birthplace:** North Hollywood, Calif.**High School:** San Joaquin Memorial (Fresno, Calif.)**College:** Stanford**Years Pro:** 4**CAREER HIGHS**

PTS	30 vs. LAC 2/26/10
FGM	13 vs. LAC 2/26/10
FGA	18 vs. LAL 10/29/10
3FGM	-
3FGA	1 vs. SAC 04/03/09
FTM	8 vs. GSW 1/23/10
FTA	9 at MEM 2/16/10
OREB	8 at SAS 4/14/12
DREB	9 (2 times)
TREB	14 vs. LAL 10/29/10
ASTS	3 vs. PHI 12/28/11
STLS	2 (7 times)
BLKS	6 at ATL 1/15/10
MINS	37 vs. LAC 2/26/10

**Transactions:** Originally selected by the Phoenix Suns with the 15th overall pick in the 2008 NBA Draft...acquired July 27th, 2012, from the Phoenix Suns along with Hakim Warrick and cash considerations in a three-team deal that sent Brad Miller, Jerome Dyson, Wesley Johnson and a first round pick from Minnesota to Phoenix, and two second round picks to Minnesota.

**2011-12 Season:** In his fourth NBA season, all with the Suns, averaged 5.4 points, 3.3 rebounds, 0.94 blocks and 14.0 minutes in 64 games...averaged 6.8 points, 3.7 rebounds and 1.28 blocks following the All-Star break compared to 4.1 points, 2.8 rebounds and 0.59 blocks before it...averaged 1.6 free throw attempts before the break and 2.8 attempts after it...in April, averaged 6.5 points, 3.9 rebounds and 1.67 blocks, his most in any month (0.71 before April), while shooting 54.7 percent from the field overall...had multiple blocks seven times in April (15 games) after doing so eight times from December through March (49 games)...single-season career-high 60 blocked shots...scored in double figures 12 times overall...eight double-digit scoring efforts in final 27 games of the season (three in first 37 contests)...one 20-point effort, the third of his career...scored a season-high 21 points in the season opener Dec. 26 vs. New Orleans...March 8-23, scored five or more points in 10-straight games for the first time in his career...one double-digit rebounding effort, a season-high 12 boards

POSSESSIONS • CRASH THE BOARDS • TAKE THE CHARGE • PLAY WITH PASSION • BOX OUT • DON'T MESS WITH THE GAME • DEFEND THE PAINT • FINISH FAST BREAKS • EXCITEMENT • COMPETITIVE FIRE •  
MAKE A PLAY OFF • DEDICATION • PLAY AS A TEAM • HEART AND HUSTLE • DEFEND THE PAINT • KNOW YOUR OPPONENT • TAKE THE OPEN SHOT • NO EXCUSES • WIN • PLAY WITH PASSION • BOX OUT • DON'T ME  
ER • PLAY WITH PASSION • BOX OUT • DON'T MESS WITH THE GAME • TAKE THE CHARGE • NO OPEN LAYUPS • NEVER GIVE UP • COMMIT • NON-NEGOTIABLES • ROLL TO THE BASKET • WIN • COMMIT • NON-NE  
HEART AND HUSTLE • DEFEND THE PAINT • RESPECT THE GAME • NO TURNOVERS • CONDITIONING • GET BACK ON DEFENSE • BE AGGRESSIVE • KNOW YOUR OPPONENT • FUNDAMENTALS • HUSTLE • TAKE IT  
HUSTLE • DEFEND THE PAINT • LEADERSHIP • FINISH FAST BREAKS • EXCITEMENT • COMPETITIVE FIRE • FIGHT • FEED THE POST • CONDITIONING • GET BACK ON DEFENSE • FINISH FAST BREAKS • NEVER  
IS • CRASH THE BOARDS • TAKE THE CHARGE • PLAY WITH PASSION • BOX OUT • BE ALERT ON DEFENSE • CONTEST JUMPSHOTS • PREPARATION • HUSTLE • HIT THE OPEN MAN • BE AGGRESSIVE • ROLL TO THE  
MIT • EXCITEMENT • COMPETITIVE FIRE • FIGHT • FEED THE POST • CONDITIONING • GET BACK ON DEFENSE • BE AGGRESSIVE • WIN • COMPETITIVE FIRE • FIGHT • FEED THE POST • CONDITIONING • GE

Jan. 6 vs. Portland...April 14 at San Antonio, grabbed a career-high eight offensive rebounds, the most in a single game by a Sun since Dec. 5, 2009 (Stoudemire), most by a Sun against the Spurs since Feb. 1, 2007 (Stoudemire)...did not miss a game due to injury...Jan. 27 served a one-game NBA suspension for making contact with a game official (Jan. 24 vs. Toronto).

Professional: Owns career averages of 5.8 points, 3.3 rebounds and 14.4 minutes in 242 games (94 starts)...Scored a career-high 30 points vs. LA Clippers Feb. 26, 2010, one of three career scoring efforts of 20 or more points (others: Jan. 20, 2010; Dec. 26, 2011)...that game was Lopez's first career 20-point, 10-rebound game and first 30-point, 10-rebound outing...owns 53 career double-digit scoring efforts, including a single-season career-high 21 in 2009-10...owns six career double-doubles...owns eight career double-digit rebounding efforts...has shot 50 or better from the field in three of four NBA seasons...2010-11 (Suns): Recorded career highs in minutes played (991), points scored (432) and field goals made (179)...appeared in 67 games, averaging 6.4 points and 3.2 rebounds in 14.8 minutes per game...recorded two double-doubles on the season...recorded double-digit points 18 times, and pulled down 10 or more rebounds twice...recorded a career-high 56 starts...2009-10 (Suns): In his second NBA season, blossomed after becoming the club's starting center midway through the season nearly doubling his averages from his rookie campaign, posting then career-highs with 8.4 points, 4.9 rebounds, 1.0 blocks and 19.3 minutes in 51 games (31 starts)...inserted into the starting lineup on Jan. 18, 2010, at Memphis and subsequently averaged 11.3 points, 6.3 rebounds and 1.1 blocks in 24.5 minutes in 31 games...the Suns compiled a 22-9 (.710) record in his starts in 2009-10...scored in double figures in 19 of 31 starts after entering the season with three double-digit scoring efforts as a rookie...scored in double figures in four-straight games three different times (Jan. 15-20, Jan. 31-Feb. 5, Feb. 16-Feb. 21) after entering the season with three career double-digit scoring efforts...2009-10 season was book-ended with injuries...after a strong training camp, suffered a broken fifth metatarsal in his left foot in the team's camp-ending intrasquad scrimmage and underwent surgery that made him inactive for the season's first 15 games, and then missed the season's final 10 games due to a back injury...member of the Suns' 2009 Las Vegas Summer League squad where he averaged 11.8 points (3rd-team), 6.6 rebounds (2nd-team) and 2.0 blocks (1st-team) in five games (all starts), including 24 points and 16 rebounds in the club's first game on July 13 against Dallas...2008-09 (Suns): Recorded his first career start on Nov. 7, 2008, at Chicago in place of an injured Shaquille O'Neal and in that game, notched his first career double-digit scoring effort with 14 points...represented the Suns in the 2008 NBA Summer League in Las Vegas where he averaged 14.0 points and team-highs of

7.8 rebounds and 1.8 blocks in four appearances...his summer league was cut short after being selected to the USA Basketball Men's Select Team, which helped the Men's Senior National Team train for the 2008 Summer Olympics in Beijing...was one of just three rookies (Minnesota's Kevin Love, Portland's Jerryd Bayless) named to the team.

Playoffs: Appeared in six games with the Suns during the 2010 NBA Playoffs...Averaged 7.8 points and 4.0 rebounds while shooting 100% from the free throw line and 54% from the floor...Scored 14 points while also pulling down six rebounds and blocking one shot in his first career playoff game, 5/17 at LAL...Recorded 20 points, three rebounds and one steal in 29 minutes 5/23 vs. LAL.

College (Stanford University 2006-08): Two-year collegiate standout at Stanford where he averaged 8.9 points, 5.6 rebounds and 2.33 blocked shots in 67 career games (61 starts)...as a sophomore, received Honorable Mention All-Pac-10 honors and was named to the Pac-10's All-Defensive Team...finished his college career with the second-most career blocks in Stanford history (156) despite playing just two seasons...recorded two of the three most prolific single-season block totals in school history with 83 blocks in 2007-08 (2nd-most all-time) and a freshman-record 73 blocks in 2006-07 (3rd-most)...in his second and final season with the Cardinal, averaged 10.2 points, 5.7 rebounds and 2.31 blocks, including 12.7 points, 6.0 rebounds and 2.67 blocks in three NCAA Tournament games...registered 14 points and five blocked shots vs. Cornell in the first round of the 2008 NCAA Tournament and followed that up with an 18-point, nine-rebound, three-block performance vs. Marquette in the second round...as a freshman, averaged 7.5 points, 5.5 rebounds and a Pac-10-best 2.35 blocks.

Personal: A native of Fresno, Calif., is from a family rich with sports tradition...mother, Deborah Ledford, was a collegiate swimmer at Stanford ranked second in the world in the 400 individual medley who tried out for the 1968 U.S. Olympic team...has three brothers, Alexander, Christopher and Brook, and one sister, Ursula Richardson...twin brother, Brook, who was a teammate at Stanford, was taken 10th overall in the 2008 NBA Draft by the New Jersey Nets...Brook is one minute older than Robin...oldest brother, Alexander, who is 6-foot-10, played college basketball at Santa Clara and Washington while older brother Christopher, who is 6-foot-7, passed on college basketball scholarships to pursue a career as a movie producer...film enthusiast who also enjoys comic books, drawing, writing, playing volleyball and swimming...high school teammates with former Hornet Quincy Pondexter...after the NBA, would like to work as a designer for film or television.

#### NBA Regular Season Record

Season	Team	G	Min.	FGM	FGA	Pct.	FTM	FTA	Pct.	Off.	Def.	Tot.	Ast.	St.	Blk.	TO	Pts.	RPG	APG	PPG
2008-09	Phoenix	60	614	71	137	.518	47	68	.691	52	66	118	8	11	41	28	189	2.0	0.1	3.2
2009-10	Phoenix	51	986	171	291	.588	88	125	.704	104	144	248	7	10	53	41	430	4.9	0.1	8.4
2010-11	Phoenix	67	991	179	357	.501	74	100	.740	82	134	216	8	18	45	48	432	3.2	0.1	6.4
2011-12	Phoenix	64	895	124	269	.461	100	140	.714	90	119	209	20	18	60	43	348	3.3	0.3	5.4
<b>Totals</b>		<b>242</b>	<b>3486</b>	<b>545</b>	<b>1054</b>	<b>.517</b>	<b>309</b>	<b>433</b>	<b>.714</b>	<b>328</b>	<b>463</b>	<b>791</b>	<b>43</b>	<b>57</b>	<b>199</b>	<b>160</b>	<b>1399</b>	<b>3.3</b>	<b>0.2</b>	<b>5.8</b>

3-Point FG: 2008-09, 0-1 (.000); 2009-10, 0-0 (.000); 2010-11, 0-0 (.000); 2011-12 0-0 (.000). Totals: 0-1 (.000).

#### NBA Playoff Record

Season	Team	G	Min.	FGM	FGA	Pct.	FTM	FTA	Pct.	Off.	Def.	Tot.	Ast.	St.	Blk.	TO	Pts.	RPG	APG	PPG
2009-10	Phoenix	6	104	19	35	.543	9	9	1.000	12	12	24	0	2	1	3	47	4.0	0.0	7.8
<b>Totals</b>		<b>6</b>	<b>104</b>	<b>19</b>	<b>35</b>	<b>.543</b>	<b>9</b>	<b>9</b>	<b>1.000</b>	<b>12</b>	<b>12</b>	<b>24</b>	<b>0</b>	<b>2</b>	<b>1</b>	<b>3</b>	<b>47</b>	<b>4.0</b>	<b>0.0</b>	<b>7.8</b>

3-Point FG: 2009-10, 0-0 (.000). Totals: 0-0 (.000).

# 8 - ROGER MASON

POINTS OFF TURNOVERS • COMMIT • NON-NEGOTIABLES • ROLL TO THE BASKET • TRUST EACH O

HUSTLE • TAKE IT STRONG TO THE HOOP • CONTEST JUMPSHOTS • DEDICATION • PLAY AS A TEAM

NEVER GIVE UP • COMMIT • NEVER TAKE A PLAY OFF • DEDICATION • PLAY AS A TEAM • HEART AN

GET BACK ON DEFENSE • BE AGGRESSIVE • ROLL TO THE BASKET • TRUST EACH OTHER • OVERCOME ADVERSITY • NO EMPTY POSSESSION

COMPETITIVE FIRE • FIGHT • FEED THE POST • CONDITIONING • GET BACK ON DEFENSE • FINISH FAST BREAKS • NEVER GIVE UP • COM

**Position:** Guard**Height:** 6-5**Weight:** 205**Birthdate:** September 10, 1980**Birthplace:** Washington, DC**High School:** Good Counsel (Wheaton, Md.)**College:** Virginia**Years Pro:** 8**CAREER HIGHS**

PTS	32 at GSW 2/11/08
FGM	13 at GSW 2/11/08
FGA	21 at DEN 2/03/09
3FGM	7 (2 times)
3FGA	11 vs. MIA 11/07/08
FTM	6 (3 times)
FTA	7 (2 times)
OREB	3 vs. IND 4/14/08
DREB	9 (2 times)
TREB	9 (2 times)
ASTS	6 (9 times)
STLS	4 (2 times)
BLKS	3 vs. ORL 3/05/08
MINS	46 at CHA 12/26/07

**Transactions:** Originally selected by the Chicago Bulls with the 31st overall pick (Second Round) in the 2002 NBA Draft...traded to the Toronto Raptors for Rick Brunson on December 16, 2003...signed as a free agent by Washington September 14, 2006...signed as a free agent by San Antonio July 11, 2008...signed as a free agent by New York August 10, 2010...signed as a free agent by Washington December 19, 2011...waived by Washington April 16, 2012...signed as a free agent by New Orleans on August 3, 2012.

**2011-12 Season:** Appeared in 52 games for the Wizards and averaged 5.5 points, 1.3 rebounds in 13.4 minutes per game...scored 10 or more points 13 times...scored a season-high 19 points at NOH (3/15)...connected on 500th career three-point field goal at DET (4/5)...had five games with at least four three-point field goals made.

**Professional:** Averaged a career-high 11.6 points in 82 games for the Spurs during the 2008-09 season...scored a career-high 32 points and connected on a career-high 13 field goals for the Wizards at GSW (2/11/08)...played professionally in Israel for two years prior to signing with Washington in '06-'07...in 43 games



POSSESSIONS • CRASH THE BOARDS • TAKE THE CHARGE • PLAY WITH PASSION • BOX OUT • DON'T MESS WITH THE GAME • DEFEND THE PAINT • FINISH FAST BREAKS • EXCITEMENT • COMPETITIVE FIRE •  
TAKE A PLAY OFF • DEDICATION • PLAY AS A TEAM • HEART AND HUSTLE • DEFEND THE PAINT • KNOW YOUR OPPONENT • TAKE THE OPEN SHOT • NO EXCUSES • WIN • PLAY WITH PASSION • BOX OUT • DON'T ME  
THER • PLAY WITH PASSION • BOX OUT • DON'T MESS WITH THE GAME • TAKE THE CHARGE • NO OPEN LAYUPS • NEVER GIVE UP • COMMIT • NON-NEGOTIABLES • ROLL TO THE BASKET • WIN • COMMIT • NON-  
• HEART AND HUSTLE • DEFEND THE PAINT • RESPECT THE GAME • NO TURNOVERS • CONDITIONING • GET BACK ON DEFENSE • BE AGGRESSIVE • KNOW YOUR OPPONENT • FUNDAMENTALS • HUSTLE • TAKE  
ID HUSTLE • DEFEND THE PAINT • LEADERSHIP • FINISH FAST BREAKS • EXCITEMENT • COMPETITIVE FIRE • FIGHT • FEED THE POST • CONDITIONING • GET BACK ON DEFENSE • FINISH FAST BREAKS • NEV  
IS • CRASH THE BOARDS • TAKE THE CHARGE • PLAY WITH PASSION • BOX OUT • BE ALERT ON DEFENSE • CONTEST JUMPSHOTS • PREPARATION • HUSTLE • HIT THE OPEN MAN • BE AGGRESSIVE • ROLL TO TH  
MIT • EXCITEMENT • COMPETITIVE FIRE • FIGHT • FEED THE POST • CONDITIONING • GET BACK ON DEFENSE • BE AGGRESSIVE • WIN • COMPETITIVE FIRE • FIGHT • FEED THE POST • CONDITIONING • GE

over two seasons during his first stint in the NBA (2002-03, 2003-04), averaged 2.9 points per game for the Chicago Bulls and the Toronto Raptors...2010-11 (Knicks): Appeared in 26 games and averaged 2.9 points per game for the Knicks...scored a season-high 10 points at MEM (3/9)...2009-10 (Spurs): Averaged 6.3 points per game in 79 games for the Spurs...scored 18 points in 31 minutes against MIN (12/29)...scored 19 points at PHO (12/15)...had a season-high 20 points and at WAS (1/2)...had a season -high six rebounds three times...had a season high six assists against WAS (11/21)...2008-09 (Spurs): Appeared in all 82 games (71 starts) and averaged a career-high 11.8 points per game for San Antonio...shot a career-high .421 from three-point range...scored 20 or more points in 11 games...scored 24 points in 34 minutes of play against GSW (3/24)...scored a season-high 29 points against Utah (11/23)...2007-08 (Wizards): Averaged 9.1 points per game in 80 games for Washington...scored 31 points and connected on a career-high seven three-pointers and had a season-high six rebounds against Indiana (4/14)...had a career a career high 32 points in 40 minutes of play at GSW (2/11)...2006-07: Averaged 2.7 points per game in 62 games...led or tied for the team lead in assists twice...in 19:06 at MIA (4/11), finished with a season-high four assists and a career-high tying four rebounds...scored ten points in 14:18 at POR (3/20)...finished with 11 points vs. MIA (2/28)...scored a career-high tying 18 points and connected on a career-high four 3pt. field goals at NJ (2/27)...scored a then season-high 13 points at MIN (2/25)...made his Wizards debut on November 4 vs. Boston at Verizon Center...was listed as inactive once...2003-04 (Bulls/Raptors): Averaged 1.0 points per game in three games with Chicago...appeared in 23 games with Toronto averaging 4.0 points and 1.0 assists per game...had a season high 18.0 points and seven assists at NJN (2/24)...2002-03

(Bulls): Averaged 1.8 points and 1.8 assists per game in 17 games for Chicago.

Playoffs: Has appeared in 24 career playoff games...Holds career averages of 5.3 points, 1.0 rebounds and 0.9 assists in the playoffs...2010-11 (Knicks): Averaged 6.3 points, 1.3 rebounds and 1.9 assists in three games...2009-10 (Spurs): Appeared in six games with the Spurs, averaging 0.5 points, 0.7 rebounds and 0.3 assists...2008-09 (Spurs): Averaged 6.6 points, 1.8 assists and 1.6 rebounds in five games...2007-08 (Wizards): Averaged 8.0 points, 1.0 assists and 0.8 rebounds in six games...had a career playoff high 18 points for the Wizards in 2008 against CLE (4/24)...2006-07 (Wizards): Averaged 6.0 points, 0.5 rebounds and 0.3 assists in four games.

College (University of Virginia 2001-05): Appeared in 89 games (68 starts) in three seasons at the University of Virginia...Averaged 13.8 points, 3.0 rebounds and 2.6 assists as a collegian...Finished his collegiate career with the highest career free throw percentage in Virginia history (318-366, .869), including a school single-season record as a sophomore (122-138, .884).

Personal: Full name is Roger Phillip Mason, Jr....His stepfather, Otis Wonsley, is a former running back for the Washington Redskins...currently serves as Vice President of the NBA Players Association...Attended high school at nearby Good Counsel High School in Wheaton, MD, and scored 1,426 points in his high school career...is an avid reader, has a passion for fashion and calls Architectural Digest his favorite magazine.

#### NBA Regular Season Record

Season	Team	G	Min.	FGM	FGA	Pct.	FTM	FTA	Pct.	Off.	Def.	Tot.	Ast.	St.	Blk.	TO	Pts.	RPG	APG	PPG
2002-03	Chicago	17	113	11	31	.355	2	2	1.000	2	10	12	12	4	0	5	30	0.7	0.7	1.8
2003-04	Chi./Tor.	26	328	32	98	.327	19	22	.864	1	30	31	26	11	6	20	96	1.2	1.0	3.7
2006-07	Washington	62	492	59	179	.330	14	16	.875	7	38	45	35	13	6	19	165	0.7	0.6	2.7
2007-08	Washington	80	1708	266	600	.443	62	71	.873	17	113	130	134	40	18	69	724	1.6	1.7	9.1
2008-09	San Antonio	82	2496	349	822	.425	105	118	.890	16	235	251	173	40	12	100	969	3.1	2.1	11.8
2009-10	San Antonio	79	1515	193	496	.389	27	34	.794	11	151	162	137	30	14	59	501	2.1	1.7	6.3
2010-11	New York	26	319	26	77	.338	7	10	.700	5	38	43	20	6	2	6	75	1.7	0.8	2.9
2011-12	Washington	52	697	103	258	.399	21	27	.778	7	62	69	47	13	5	32	286	1.3	0.9	5.5
<b>Totals</b>		<b>424</b>	<b>7668</b>	<b>1039</b>	<b>2561</b>	<b>.406</b>	<b>257</b>	<b>300</b>	<b>.857</b>	<b>66</b>	<b>677</b>	<b>743</b>	<b>584</b>	<b>157</b>	<b>63</b>	<b>310</b>	<b>2846</b>	<b>1.8</b>	<b>1.4</b>	<b>6.7</b>

3-Point FG: 2002-03, 6-18 (.333); 2003-04, 13-39 (.333); 2006-07, 33-102 (.324); 2007-08, 130-327 (.398); 2008-09, 166-394 (.421); 2009-10, 88-264 (.333); 2010-11, 16-44 (.364); 2011-12, 59-154 (.383). Totals: 511-1342 (.381).

#### NBA Playoff Record

Season	Team	G	Min.	FGM	FGA	Pct.	FTM	FTA	Pct.	Off.	Def.	Tot.	Ast.	St.	Blk.	TO	Pts.	RPG	APG	PPG
2006-07	Washington	4	56	7	16	.438	5	6	.833	0	2	2	1	1	0	3	24	0.5	0.3	6.0
2007-08	Washington	6	129	19	47	.404	6	8	.750	0	5	5	6	3	1	2	48	0.8	1.0	8.0
2008-09	San Antonio	5	108	12	32	.375	2	3	.667	0	8	8	9	1	0	4	33	1.6	1.8	6.6
2009-10	San Antonio	6	61	1	12	.083	0	0	---	0	4	4	2	1	0	2	3	0.7	0.3	0.5
2010-11	New York	3	55	7	18	.389	0	0	---	3	1	4	3	1	0	1	19	1.3	1.0	6.3
<b>Totals</b>		<b>24</b>	<b>409</b>	<b>46</b>	<b>125</b>	<b>.368</b>	<b>13</b>	<b>17</b>	<b>.765</b>	<b>3</b>	<b>20</b>	<b>23</b>	<b>21</b>	<b>7</b>	<b>1</b>	<b>12</b>	<b>127</b>	<b>1.0</b>	<b>0.9</b>	<b>5.3</b>

3-Point FG: 2006-07, 5-10 (.500); 2007-08, 4-17 (.235); 2008-09, 7-19 (.368); 2009-10, 1-17 (.143); 2010-11, 5-13 (.385). Totals: 22-66 (.333).

PLAY AS A TEAM • HEART AND HUSTLE • DEFEND THE PAINT • FINISH FAST BREAKS • EXCITEMENT • COMPETITIVE FIRE • NO EMPTY

NO EXCUSES • WIN • PLAY WITH PASSION • BOX OUT • DON'T MESS WITH THE GAME • TAKE THE OPEN SHOT • MAKE THE RIGHT PASSES • NEVER TA

# 2 - DARIUS MILLER

POINTS OFF TURNOVERS • COMMIT • NON-NEGOTIABLES • ROLL TO THE BASKET • TRUST EACH

HUSTLE • TAKE IT STRONG TO THE HOOP • CONTEST JUMPSHOTS • DEDICATION • PLAY AS A TEA

NEVER GIVE UP • COMMIT • NEVER TAKE A PLAY OFF • DEDICATION • PLAY AS A TEAM • HEART

GET BACK ON DEFENSE • BE AGGRESSIVE • ROLL TO THE BASKET • TRUST EACH OTHER • OVERCOME ADVERSITY • NO EMPTY POSSESSION

COMPETITIVE FIRE • FIGHT • FEED THE POST • CONDITIONING • GET BACK ON DEFENSE • FINISH FAST BREAKS • NEVER GIVE UP • COM



**Position: Forward**

**Height: 6-8**

**Weight: 225**

**Birthdate: March 21, 1990**

**Birthplace: Maysville, Ky.**

**High School: Mason County  
(Maysville, Ky.)**

**College: Kentucky**

**Years Pro: R**

Transactions: Selected by the New Orleans Hornets with the 46th overall pick in the second round of the 2012 NBA Draft.

College (University of Kentucky 2008-12): The 2012 SEC Sixth-Man of the Year. Set a UK record for career games played (152)...ranks 10th on UK's all-time three-point field goals list with 175...scored 1,248 points, ranking 34th all-time...Senior (2011-12): Averaged 9.9 points, 2.8 rebounds and 2.1 assists in 26.1 minutes per game in helping UK win a national title...earned SEC Sixth-Man of the Year...posted five points and four assists in the title game vs. Kansas...posted back-to-back 19-point performances in the NCAA Tournament: Shot 7-of-11 overall and 3-of-6 from three vs. Iowa St. and 6-of-8 from the field and 2-of-2 from three vs. Indiana...also hit for 19 points vs. Portland, making four treys in 23 minutes...shot an impressive 7-of-8 overall for 19 points in a win at Georgia, going 4-for-4 from three...in home matchup with the Bulldogs on Senior Night, led Kentucky with 17 points (5-9 3Ps)...posted 17 points and five assists vs. Samford...notched team-high 16 points and four assists vs. Vanderbilt in the SEC Championship...totaled three-plus three pointers in 10 games on the season...Junior (2010-11): Started 37-of-38 games, averaging 10.9 points and 4.6 rebounds...shot 44.3 percent from three and hit a three-pointer in 36-of-38 games...caught fire at the end of the year...had a 10-game stretch where he scored in double-figures, averaging 15.6 points...named the SEC Tournament MVP after averaging 13.3 points and 5.6 rebounds over three games...scored 15 of his game-high 17 in first half of NCAA Tournament opening game vs. Princeton...contributed 11 points vs. UNC to help UK advance to Final

Four...had a season-high 24 points, three assists and three blocks vs. Florida...had 22 points (6-8 3Ps) vs. South Carolina, nine rebounds and three blocks...registered 18 points at South Carolina...Sophomore (2009-10): Started 32-of-38 games, averaging 6.5 points in 21.2 minutes per game...scored a season-high 20 points (7-9 FGs) with a team-leading nine rebounds vs. Wake Forest in the NCAA Second Round...posted 18 points, including four three-pointers, vs. Arkansas...helped Team USA to gold medal at U-19 World Championship in New Zealand...led the team with 12 blocks, averaging 5.0 points and 3.1 rebounds...Freshman (2008-09): Averaged 5.3 points in 21.2 minutes...in the last nine games, averaged 8.1 points.

Personal: Played for U.S. at the 2011 World University Games in China and averaged 5.6 points and 3.6 rebounds in seven games...selected to USA U-19 National team over the summer of 2009...played in all nine games, earning two starts in helping lead Team USA to gold medal at U-19 World Championship in New Zealand...led the team with 12 blocked shots, while averaging 5.0 points per game and 3.1 rebounds per game...averaged 19.9 points per game, grabbing 7.9 boards 3.6 assists 2.9 steals and shooting 51 percent in his senior season...shot 34 percent from 3-point range...helped lead Mason County to 2008 State Championship...named 2008 Kentucky Mr. Basketball...scored more than 2,000 points in high school career...ranked the seventh best small forward in the country and 38th overall by Scout.com...averaged 20 points, nine rebounds, four assists and four blocked shots his junior season...son of Brian and Nicole Miller.

PLAY AS A TEAM • HEART AND HUSTLE • DEFEND THE PAINT • FINISH FAST BREAKS • EXCITEMENT • COMPETITIVE FIRE • NO EMPTY

NO EXCUSES • WIN • PLAY WITH PASSION • BOX OUT • DON'T MESS WITH THE GAME • TAKE THE OPEN SHOT • MAKE THE RIGHT PASSES • NEVER TA

# 25 - AUSTIN RIVERS


POINTS OFF TURNOVERS • COMMIT • NON-NEGOTIABLES • ROLL TO THE BASKET • TRU

HUSTLE • TAKE IT STRONG TO THE HOOP • CONTEST JUMPSHOTS • DEDICATION • PLAY

NEVER GIVE UP • COMMIT • NEVER TAKE A PLAY OFF • DEDICATION • PLAY AS A TEAM

GET BACK ON DEFENSE • BE AGGRESSIVE • ROLL TO THE BASKET • TRUST EACH OTHER • OVERCOME ADVERSITY • NO EMPTY POSSESSION

COMPETITIVE FIRE • FIGHT • FEED THE POST • CONDITIONING • GET BACK ON DEFENSE • FINISH FAST BREAKS • NEVER GIVE UP • COM



**Position:** Guard

**Height:** 6-4

**Weight:** 200

**Birthdate:** August 1, 1992

**Birthplace:** Santa Monica, Ca.

**High School:** Winter Park HS (Winter Park, FL)

**College:** Duke

**Years Pro:** R

Transactions: Selected by the New Orleans Hornets with the 10th overall pick in the 2012 NBA Draft.

College (Duke University 2011-12): Averaged a team-high 15.5 points to join Johnny Dawkins (1983) and Bill Sapp (1945) as the only freshmen to lead Duke in scoring...became just the seventh freshman in ACC history to collect First Team all-conference recognition...in the Duke freshman record books, ranks in the top five in seven categories: points (527, 3rd); points per game (15.5, 3rd); free throws (121, 1st) and attempts (184, 1st), three-pointers (58, 5th), double-figure scoring games (30, t-3rd) and 20-point games (eighth, t-5th)...a First Team All-ACC selection and NABC Third Team All-American...scored 20 or more points eight times...recorded double-digit points in 30 of 34 games...finished with 19 points, four rebounds and one assist in first round NCAA Tournament loss to Lehigh...posted a season-high 29 points and hit game-winning three-pointer to top No. 5 UNC, 85-84, on the road...shot 9-of-16 from the field, including 6-of-10 from three-point range, and added five rebounds...also notched 23 points in overtime win over Virginia Tech, converting 11-of-17 free throws...collected 18 points on 7-of-11 shooting against the Hokies earlier in the year...registered 22 points on 8-of-18 shooting in a road loss to No. 2 Ohio State...posted 18 points on 6-of-13 shooting vs. Washington in 25 minutes of action...contributed 20 points and season-high nine rebounds in 43 minutes during an overtime loss to Miami (FL)...Scored 15 points to go along with season-highs of six assists and three steals 11/12 vs. Presbyterian.

Personal: Four-year letterwinner at Winter Park High School under head coach David Bailey...led the team to a 109-18 record in his career and finished second in Central Florida high school history with 2,957 points...led Winter Park High

to a 28-5 record with averages of 29.2 points, 6.1 rebounds, 2.2 assists and 2.0 steals as a senior...earned National Player of the Year honors by Naismith, Morgan Wootten, Parade, USA Today and MaxPreps...named 2011 Gatorade Florida Player of the Year...played in the 2011 McDonald's All-America game, leading the West with 14 points...finished with 16 points, six rebounds four assists and four steals in the Jordan Brand Classic game...scored a game-high 20 points on 7-of-11 shooting, including 3-of-4 from three-point range, for the U.S. Junior National Select Team in the Nike Hoop Summit...as a junior in 2009-10, named the National Junior Player of the Year by ESPN Rise and MaxPreps. com...a Second Team Parade All-America and Third Team USA Today All-America... Co-MVP of the 2010 Boost Mobile Elite 24 all-star contest after posting 15 points, four rebounds and four assists...notched 41 points vs. current Pistons guard Brandon Knight and Pine Crest High in a Feb. 6 win...tabbed the 2010 All-Central Florida and Orange County Player of the Year by the Orlando Sentinel... earned Florida Dairy Farmers Class 6A Player of the Year honors and finished second in the Florida Mr. Basketball voting in 2010...helped the U.S. U18 National Team to a gold medal at the 2010 FIBA Americas U18 Championship...averaged team-bests of 20.2 points and 2.0 steals while shooting 21-of-35 (.600) from three-point range over five games...hit his first nine three-point attempts vs. Canada as he scored a program-record 35 points...scored 45 points in a win over St. Benedict's in the semifinals of the 2010 City of Palms Tournament... father, Doc, is the head coach of the Boston Celtics and played in the NBA from 1983-96...older brother, Jeremiah, played college basketball at Georgetown and Indiana...sister, Callie, is a professional volleyball player in Puerto Rico and was a member of the Florida volleyball team from 2007-10, earning AVCA Honorable Mention All-America.

PLAY AS A TEAM • HEART AND HUSTLE • DEFEND THE PAINT • FINISH FAST BREAKS • EXCITEMENT • COMPETITIVE FIRE • NO EMPTY

NO EXCUSES • WIN • PLAY WITH PASSION • BOX OUT • DON'T MESS WITH THE GAME • TAKE THE OPEN SHOT • MAKE THE RIGHT PASSES • NEVER TA

# 22 - BRIAN ROBERTS

POINTS OFF TURNOVERS • COMMIT • NON-NEGOTIABLES • ROLL TO THE BASKET • T

HUSTLE • TAKE IT STRONG TO THE HOOP • CONTEST JUMPSHOTS • DEDICATION • PL

NEVER GIVE UP • COMMIT • NEVER TAKE A PLAY OFF • DEDICATION • PLAY AS A TEA

GET BACK ON DEFENSE • BE AGGRESSIVE • ROLL TO THE BASKET • TRUST EACH OTHER • OVERCOME ADVERSITY • NO EMPTY POSSESSION

COMPETITIVE FIRE • FIGHT • FEED THE POST • CONDITIONING • GET BACK ON DEFENSE • FINISH FAST BREAKS • NEVER GIVE UP • COM



**Position: Guard**

**Height: 6-1**

**Weight: 173**

**Birthdate: December 3, 1985**

**Birthplace: Toledo, Ohio**

**High School: St. John's H.S. (Delphos, Oh.)**

**College: Dayton**

**Years Pro: R**

Transactions: Went undrafted in the 2008 NBA Draft...signed as a free agent by the New Orleans Hornets on August 3, 2012.

2011-12 Season: Competed in NBA Summer League with the Hornets, averaging 13.8 points, 2.2 assists and 2.0 rebounds in 27.4 minutes per game over five games (three starts)...shot 50% from the field, 54.5% from three-point range and 93.8% from the line...appeared in 54 games for Brose Baskets Bamberg, averaging 11.4 points, 3.0 assists and 2.0 rebounds in 25.9 minutes per game...played in 10 games for Brose Baskets Bamberg in Germany during Euroleague play, averaging 8.6 points, 2.2 assists and 1.5 rebounds...shot 50 percent from the field and helped lead his team to the 2011-12 German National Championship.

Professional: Won the 2009-10, 2010-11 and 2011-12 German National Championship with Brose Baskets Bamberg...won the 2010 and 2011 German National Cup with Brose Baskets Bamberg...2010-11 (Brose Baskets Bamberg): Averaged 12.8 points and 2.3 assists in 10 games during the 2010-11 Euroleague...Set Euroleague career highs in points (23), rebounds (5), assists (7) and steals (2)...2009-10 (Brose Baskets Bamberg): Played in 43 games for Brose Baskets Bamberg in 2009-2010, averaging 11.8 points on 44 percent three-point shooting...Appeared in five games of NBA Las Vegas Summer League with the Sacramento Kings...averaged 3.0 points and 1.2 assists in 10.1 minutes per game...2008-09 (Galil Elyon): Played for Galil Elyon in Israel, averaging 15.5 points, 2.3 rebounds and 2.4 assists in 28 games before signing a two-year contract to play in Germany with Brose Baskets Bamberg...participated in NBA Las Vegas Summer League with

the Lakers, averaging 5.4 points and 1.2 assists in five games.

College (University of Dayton 2004-08): Played four seasons for Dayton...led team in scoring final three seasons...averaged 15.7 points, 3.0 rebounds and 2.8 assists in 125 career games...averaged 18.4 points, 3.4 assists and shot 46 percent from the three-point line over 34 games his senior season...was named First Team All District by the National Association of Basketball Coaches his senior season...named as one of 30 nominees for the John R. Wooden Award his senior year...also named as one of 30 nominees for the Naismith Award and also selected as one of 16 finalists for the Bob Cousy award...Roberts is UD's second three-time All-Atlantic 10 selection (second team in 2005-06, 2006-07, first team in 2007-08).

Personal: Roberts was the 2004 Ohio Division I Co-Player of the Year after guiding Toldeo St. John's High School to the state championship game...Roberts' 18 points in the finals led all scorers as Hamilton edged St. John's 51-48...had a 70-11 career record in his three seasons as his team's starting point guard...in addition to reaching the 2004 state finals, TSJ was ranked #5 in 2003 and #1 in the state in 2002...his teams reached the Ohio Elite 8 in 2002, the state final semifinals in 2003, and the title game in 2004...he was a three-time Associated Press All-Ohio selection (honorable mention, third team, and first team in 2004), two-time District VII Player of the Year and two-time Toledo City League Player of the Year...majored in marketing at Dayton...has a brother (Nolan) who played college basketball at Valparaiso and a sister (Shanda) who played at Kentucky and Toldeo.

PLAY AS A TEAM • HEART AND HUSTLE • DEFEND THE PAINT • FINISH FAST BREAKS • EXCITEMENT • COMPETITIVE FIRE • NO EMPTY  
NO EXCUSES • WIN • PLAY WITH PASSION • BOX OUT • DON'T MESS WITH THE GAME • TAKE THE OPEN SHOT • MAKE THE RIGHT PASSES • NEVER TA  
POINTS OFF TURNOVERS • COMMIT • NON-NEGOTIABLES • ROLL TO THE BASKET • TRUST EACH OT  
HUSTLE • TAKE IT STRONG TO THE HOOP • CONTEST JUMPSHOTS • DEDICATION • PLAY AS A TEAM •  
NEVER GIVE UP • COMMIT • NEVER TAKE A PLAY OFF • DEDICATION • PLAY AS A TEAM • HEART AND  
GET BACK ON DEFENSE • BE AGGRESSIVE • ROLL TO THE BASKET • TRUST EACH OTHER • OVERCOME ADVERSITY • NO EMPTY POSSESSION  
COMPETITIVE FIRE • FIGHT • FEED THE POST • CONDITIONING • GET BACK ON DEFENSE • FINISH FAST BREAKS • NEVER GIVE UP • COM

# 14 - JASON SMITH

**Position:** Forward/Center

**Height:** 7-0

**Weight:** 240

**Birthdate:** March 2, 1986

**Birthplace:** Kersey, Colo.

**High School:** Platte Valley H.S. (Kersey, Colo.)

**College:** Colorado State

**Years Pro:** 4

## CAREER HIGHS

PTS	26 vs. MIN 4/07/12
FGM	12 vs. MIN 4/07/12
FGA	17 at LAL 3/31/12
3FGM	2 at BOS 11/25/09
3FGA	4 (2 times)
FTM	6 at CHI, 3/14/08
FTA	6 (4 times)
OREB	5 (3 times)
DREB	8 at LAL 3/31/12
TREB	10 (4 times)
ASTS	4 (2 times)
STLS	3 (3 times)
BLKS	4 vs. UTH 11/28/07
MINS	37 at LAL 3/31/12



POSSESSIONS • CRASH THE BOARDS • TAKE THE CHARGE • PLAY WITH PASSION • BOX OUT • DON'T MESS WITH THE GAME • DEFEND THE PAINT • FINISH FAST BREAKS • EXCITEMENT • COMPETITIVE FIRE •  
TAKE A PLAY OFF • DEDICATION • PLAY AS A TEAM • HEART AND HUSTLE • DEFEND THE PAINT • KNOW YOUR OPPONENT • TAKE THE OPEN SHOT • NO EXCUSES • WIN • PLAY WITH PASSION • BOX OUT • DON'T MESS WITH THE GAME •  
HEART AND HUSTLE • DEFEND THE PAINT • RESPECT THE GAME • NO TURNOVERS • CONDITIONING • GET BACK ON DEFENSE • BE AGGRESSIVE • KNOW YOUR OPPONENT • FUNDAMENTALS • HUSTLE • TAKE IT TO THE NEXT LEVEL •  
D HUSTLE • DEFEND THE PAINT • LEADERSHIP • FINISH FAST BREAKS • EXCITEMENT • COMPETITIVE FIRE • FIGHT • FEED THE POST • CONDITIONING • GET BACK ON DEFENSE • FINISH FAST BREAKS • NEVER GIVE UP •  
IS • CRASH THE BOARDS • TAKE THE CHARGE • PLAY WITH PASSION • BOX OUT • BE ALERT ON DEFENSE • CONTEST JUMPSHOTS • PREPARATION • HUSTLE • HIT THE OPEN MAN • BE AGGRESSIVE • ROLL TO THE BASKET •  
COMMIT • EXCITEMENT • COMPETITIVE FIRE • FIGHT • FEED THE POST • CONDITIONING • GET BACK ON DEFENSE • BE AGGRESSIVE • WIN • COMPETITIVE FIRE • FIGHT • FEED THE POST • CONDITIONING • GET

Transactions: Originally selected by Miami with the 20th overall pick in the 2007 NBA Draft... acquired by Philadelphia in a draft night trade (6/28/07) in exchange for the rights to Daequan Cook (21st overall pick), the Sixers second round pick in 2009 and cash considerations...acquired from Philadelphia with Willie Green in exchange for Darius Songaila and Craig Brackins on September 23, 2010...re-signed with the Hornets on December 17, 2011.

2011-12 Season: Averaged career-highs with 9.9 points, 4.9 rebounds and 1.0 blocks in 23.7 minutes over 40 games (29 starts)...recorded four double-doubles including one 20/10 performance...eclipsed the 20-point mark in two games and pulled down 10 or more boards in four games...led the team in rebounds eight times this season, and in scoring four times this season...tied his career-high with four assists, while also posting fourth double-double of season with 14 points and 10 rebounds 4/15 vs. MEM...scored 22 points and grabbed six rebounds 4/11 vs. SAC...set a career-high with 26 points while also grabbing 10 boards for third double-double of season 4/7 vs. MIN...recorded second double-double of the season with 17 points and 10 boards 3/31 at LAL...recorded 17 points, eight rebounds and two blocks 3/22 vs. LAC...led the team with 17 points to go along with five rebounds and three blocks 1/19 vs. HOU...recorded first start of the season 1/16 vs. POR...recorded first double-double of the season 1/14 at MEM with 15 points and 10 rebounds...at UTAH 1/2, led the team in rebounds with eight and recorded first double-digit scoring performance with 16 points...missed 21 games due to injury (20 due to a concussion and one due to a sprained left ankle) and two games due to suspension.

Professional: In 249 games (38 starts), has averaged 5.0 points and 3.2 rebounds...has four career double-doubles and one 20/10 performance...recorded 20-plus points in two games and 10-plus rebounds in four career games...2010-11 (Hornets): Averaged 4.3 points and 3.1 rebounds per game, while also totaling 26 steals in 77 games played...in six starts, averaged 9.3 points and 3.7 rebounds...led the team in scoring one time and tied for the team lead in rebounding three times...scored 12 points and grabbed six rebounds (three offensive) with one assist and one steal 4/11 vs. UTA...scored 20 points (9-11 FG) and grabbed five rebounds 2/1 vs. WAS...grabbed eight rebounds with six points, two blocks and an assist 12/17 vs. UTA...started 4th career game 12/3 vs. NYK and recorded 12 points and five rebounds...tallied 12 points, six rebounds and two steals 11/5 vs. MIA...notched 14 points and nine rebounds 11/3 at HOU...had eight points and four rebounds in 25 minutes in his Hornets debut 10/27 vs. MIL...inactive one time with four DNP-CDs...2009-10 (Hornets): In 56 games with two starts, averaged 3.4 points and 2.4 rebounds in 11.8 minutes per game while shooting 43.1% from the floor, 34.5% from 3-point range and 69.0% from the line...over his final 20

games played, averaged 14.3 minutes played after averaging 10.4 mpg his first 36 games played...2008-09 (76ers): Missed the entire season after tearing the ACL in his left knee during a workout session in August of 2008...underwent successful ACL reconstruction surgery on 9/17/08...appeared in five games at NBA Summer League in Las Vegas, averaging 15.6 points, 8.0 rebounds and 1.0 blocks...shot a team-high 55.1% from the floor and 88.9% from the line...2007-08 (76ers): In 76 games played with one start, averaged 4.5 points, 3.0 rebounds and 0.7 blocks in 14.6 minutes per game...shot 45.5% from the floor, 28.6% from 3-point range and 65.9% from the line...missed his first game of the season with a left ankle sprain vs. ORL on 2/1; up to that point was one of five rookies to appear in every one of his team's games...made his first and only start vs. MIL (1/30)...scored 10+ points six times...played a total of nine games in the 2007 NBA Summer League and the Rocky Mountain Revue, averaging 9.9 points (43.0% FGs, 72.4% FTs), 6.0 rebounds and 1.0 assists in 26.1 minutes per game.

Playoffs: Has appeared in 12 career playoff games with the Hornets and 76ers...holds career playoff averages of 2.8 points and 1.8 rebounds...2011 (Hornets): Appeared in six games for the Hornets First Round matchup vs. the Lakers...averaged 2.3 points and 1.2 rebounds in 9.7 minutes of action per game...shot 47% from the field...2008 (76ers): Saw action in all six games of the Sixers First Round matchup vs. Detroit in the 2008 playoffs...averaged 3.3 points, 2.5 rebounds and 0.83 blocks in 13.7 minutes per game...shot 44.4% from the floor and 4-of-4 from the line.

College (Colorado State 2004-07): Played three seasons at Colorado State University...earned First Team All-Mountain West Conference honors his sophomore and junior seasons...was one of ten NCAA Division I players to average a double-double in 2006-07...led the MWC in rebounding (10.1 rpg, ninth in the nation), ranked sixth in scoring (16.8 ppg), fourth in blocks (1.60 bpg), fourth in field goal percentage (57.9% FGs) and fourth in free throw percentage (77.0% FTs)...in his final regular season game, posted 27 points and a career-high tying 22 rebounds against Wyoming...finished his career with 24 double-doubles, the second-most in school history...was named MWC Freshman of the Year in 2004-05.

Personal: Full name is Jason Victor Smith...son of Jack and Roberta Smith...attended Platte Valley High School in Colorado...was a two-time state player of the year...helped distribute bicycles to underprivileged children at the Harmony Oaks Community Center during the 2010 holiday season...provided meals to senior citizens at the Hornets Senior Luncheon in December of 2011...signed autographs and handed out presents to students at the EMERGE Christmas Party...read to a group of 30 elementary students at a Reading Timeout in April of 2012.

NBA Regular Season Record

Season	Team	G	Min.	FGM	FGA	Pct.	FTM	FTA	Pct.	Off.	Def.	Tot.	Ast.	St.	Blk.	TO	Pts.	RPG	APG	PPG
2007-08	Philadelphia	76	1106	141	310	.455	4	14	.286	77	153	230	20	22	50	48	340	3.0	0.3	4.5
2009-10	Philadelphia	56	658	10	29	.345	29	42	.690	54	81	135	33	21	28	35	110	2.4	0.6	2.0
2010-11	New Orleans	77	1102	136	307	.443	59	70	.843	89	152	241	36	26	32	53	331	3.1	0.5	4.3
2011-12	New Orleans	40	947	181	348	.520	33	47	.702	72	124	196	34	21	41	40	396	4.9	0.9	9.9
Totals		249	3814	533	1139	.468	175	241	.726	292	510	802	123	90	151	176	1256	3.2	0.5	5.0

3-Point FG: 2007-08, 4-14 (.286); 2009-10, 10-29 (.345); 2010-11, 0-2 (.000); 2011-12, 1-9 (.111). Totals: 15-54 (.278).

NBA Playoff Record

Season	Team	G	Min.	FGM	FGA	Pct.	FTM	FTA	Pct.	Off.	Def.	Tot.	Ast.	St.	Blk.	TO	Pts.	RPG	APG	PPG
2007-08	Philidelphia	6	82	8	18	.444	4	4	1.000	4	11	15	3	1	5	2	20	2.5	0.5	3.3
2010-11	New Orleans	6	58	7	15	.467	0	0	.000	1	6	7	1	2	0	0	14	1.2	0.2	2.3
Totals		12	140	15	33	.455	4	4	1.000	5	17	22	4	3	5	2	34	1.8	0.3	2.8

3-Point FG: 2007-08, 0-1 (.000); 2010-11, 0-0 (.000). Totals: 0-1 (.000).

# 42 - LANCE THOMAS


POINTS OFF TURNOVERS • COMMIT • NON-NEGOTIABLES • ROLL TO THE BASKET • TRUS

HUSTLE • TAKE IT STRONG TO THE HOOP • CONTEST JUMPSHOTS • DEDICATION • PLAY A

NEVER GIVE UP • COMMIT • NEVER TAKE A PLAY OFF • DEDICATION • PLAY AS A TEAM •

GET BACK ON DEFENSE • BE AGGRESSIVE • ROLL TO THE BASKET • TRUST EACH OTHER • OVERCOME ADVERSITY • NO EMPTY POSSESSION

COMPETITIVE FIRE • FIGHT • FEED THE POST • CONDITIONING • GET BACK ON DEFENSE • FINISH FAST BREAKS • NEVER GIVE UP • COM

**Position:** Forward**Height:** 6-8**Weight:** 225**Birthdate:** April 24, 1988**Birthplace:** Brooklyn, NY**High School:** Saint Benedict's (Newark, NJ)**College:** Duke**Years Pro:** 1**CAREER HIGHS**

PTS	18 at DEN 3/09/12
FGM	4 (3 times)
FGA	8 (3 times)
3FGM	-
3FGA	1 vs. DAL 3/02/12
FTM	12 at DEN 3/09/12
FTA	14 at DEN 3/09/12
OREB	5 at LAL 3/31/12
DREB	6 at HOU 4/26/12
TREB	8 (2 times)
ASTS	3 at CHA 4/16/12
STLS	1 (10 times)
BLKS	2 (3 times)
MINS	46 at HOU 4/26/12

POSSESSIONS • CRASH THE BOARDS • TAKE THE CHARGE • PLAY WITH PASSION • BOX OUT • DON'T MESS WITH THE GAME • DEFEND THE PAINT • FINISH FAST BREAKS • EXCITEMENT • COMPETITIVE FIRE •  
TAKE A PLAY OFF • DEDICATION • PLAY AS A TEAM • HEART AND HUSTLE • DEFEND THE PAINT • KNOW YOUR OPPONENT • TAKE THE OPEN SHOT • NO EXCUSES • WIN • PLAY WITH PASSION • BOX OUT • DON'T ME  
ST EACH OTHER • PLAY WITH PASSION • BOX OUT • DON'T MESS WITH THE GAME • TAKE THE CHARGE • NO OPEN LAYUPS • NEVER GIVE UP • COMMIT • NON-NEGOTIABLES • ROLL TO THE BASKET • WIN • COMM  
AS A TEAM • HEART AND HUSTLE • DEFEND THE PAINT • RESPECT THE GAME • NO TURNOVERS • CONDITIONING • GET BACK ON DEFENSE • BE AGGRESSIVE • KNOW YOUR OPPONENT • FUNDAMENTALS • HUST  
HEART AND HUSTLE • DEFEND THE PAINT • LEADERSHIP • FINISH FAST BREAKS • EXCITEMENT • COMPETITIVE FIRE • FIGHT • FEED THE POST • CONDITIONING • GET BACK ON DEFENSE • FINISH FAST BRE  
IS • CRASH THE BOARDS • TAKE THE CHARGE • PLAY WITH PASSION • BOX OUT • BE ALERT ON DEFENSE • CONTEST JUMPSHOTS • PREPARATION • HUSTLE • HIT THE OPEN MAN • BE AGGRESSIVE • ROLL TO THE  
MIT • EXCITEMENT • COMPETITIVE FIRE • FIGHT • FEED THE POST • CONDITIONING • GET BACK ON DEFENSE • BE AGGRESSIVE • WIN • COMPETITIVE FIRE • FIGHT • FEED THE POST • CONDITIONING • GE

Transactions: Signed as a free agent on December 9, 2011...waived by the New Orleans Hornets on December 31, 2011...signed by the Hornets to a 10-day contract on February 6, 2012...signed to a second 10-day contract by New Orleans on February 16, 2012...signed by the Hornets for the remainder of the season on February 27, 2012.

2011-12 Season: Averaged 4.0 points and 3.0 rebounds in 15 minutes of action over 42 games (10 starts)...finished third among rookies in free throw percentage (.839)...recorded double-digit points on four different occasions...in 10 starts, averaged 4.9 points and 4.2 rebounds while shooting 43.2% (19-44) from the floor...led the team in scoring one time and rebounding two times...finished with 11 points, eight rebounds, two blocks and one steal 4/26 at HOU...totaled 10 points, six rebounds and two assists 4/22 at LAC...had eight points, four rebounds, two blocks and one steal in first career start 3/24 vs. SAS...scored 10 points and pulled down three boards 3/17 at NJN...recorded 18 points on a Hornets season individual high 12-14 free throws and pulled down five boards 3/9 at DEN...had eight points and four boards in 27 minutes of action 3/7 at SAC...pulled down eight rebounds and scored five points 2/20 at OKC...recorded seven points and pulled down four rebounds 2/10 vs. POR...played first career game 12/28 vs. BOS scoring 1 pt. in 2 min...played 19 games for the Austin Toros in between stints with the Hornets...had season-high 25 points and six rebounds 11/26 vs. Texas Legends...pulled down season-high 16 rebounds to go along with 24 points 12/2 vs. Tulsa 66ers...recorded five double-doubles with the Toros...did not play in three games due to coach's decision.

Professional: Played 46 games with the Austin Toros of the NBA D-League in 2010-11...averaged 12.6 points and 5.5 rebounds in 29.9 minutes of play...participated with the New Jersey Nets on their Orlando Summer Pro League team in 2010...member of 2011 USA Pan American Games Team.

College (Duke University 2007-10): Played in 40 games as a senior, averaging 25.3 minutes per game while scoring 4.8 points and grabbing 4.9 rebounds...co-captain his senior year...won an NCAA championship his senior season...ACC All-Defensive team senior year as well...ended career 10th all-time on Duke's all-time list of offensive rebounds (255)...also helped lead Duke to 2010 ACC regular season co-championship, as well as 2010 and 2009 ACC Tournament titles.

Personal: Selected as a member of the 2012 U.S. Men's Select Team...Played for Danny Hurley in high school, brother of former Duke guard Bobby Hurley...led high school team to two New Jersey state titles and a 56-3 record over final two seasons...McDonalds All-American in 2006...selected as member of 2006 Parade All-America second team...named 2006 Prep-School State Player of the Year by the Newark-Star Ledger...member of 2006 USA U18 Championship team and 2005 Youth Development Festival Blue Team...son of Lily Irvin...served meals to senior citizens at the Hornets Senior Luncheon in December of 2012...led drills and taught students the fundamentals of basketball in a Country Day Basketball Clinic...met with the McDonald's All-American nominees from the state of Louisiana prior to a Hornets home game to speak with them about the importance of hard work and staying focused on their goals...met with season ticket holders prior to a Hornets home game to sign autographs and take pictures...met with fans and employees after the 2011-12 season to thank them for their support and hard work at a fan and staff appreciation event...spoke with children at a Baton Rouge elementary schools and Boys and Girls club during the Hornets "Inspired for Summer Education" tour, motivating them to stay focused on improving their education over the summer.

#### NBA Regular Season Record

Season	Team	G	Min.	FGM	FGA	Pct.	FTM	FTA	Pct.	Off.	Def.	Tot.	Ast.	St.	Blk.	TO	Pts.	RPG	APG	PPG
2011-12	New Orleans	42	629	57	126	.452	52	62	.839	49	77	126	12	10	7	24	166	3.0	0.3	4.0
<b>Totals</b>		<b>42</b>	<b>629</b>	<b>57</b>	<b>126</b>	<b>.452</b>	<b>52</b>	<b>62</b>	<b>.839</b>	<b>49</b>	<b>77</b>	<b>126</b>	<b>12</b>	<b>10</b>	<b>7</b>	<b>24</b>	<b>166</b>	<b>3.0</b>	<b>0.3</b>	<b>4.0</b>

3-Point FG: 2011-12, 0-1 (.000). Totals: 0-1 (.000)

# 21 - GREIVIS VASQUEZ

POINTS OFF TURNOVERS • COMMIT • NON-NEGOTIABLES • ROLL TO THE BAS

HUSTLE • TAKE IT STRONG TO THE HOOP • CONTEST JUMPSHOTS • DEDICATIO

NEVER GIVE UP • COMMIT • NEVER TAKE A PLAY OFF • DEDICATION • PLAY AS

GET BACK ON DEFENSE • BE AGGRESSIVE • ROLL TO THE BASKET • TRUST EACH OTHER • OVERCOME ADVERSITY • NO EMPTY POSSESSION

COMPETITIVE FIRE • FIGHT • FEED THE POST • CONDITIONING • GET BACK ON DEFENSE • FINISH FAST BREAKS • NEVER GIVE UP • COM

**Position:** Guard**Height:** 6-6**Weight:** 211**Birthdate:** January 16, 1987**Birthplace:** Caracas, Capital District (Venezuela)**High School:** Montrose Christian (Rockville, Md.)**College:** Maryland**Years Pro:** 2**CAREER HIGHS**

PTS	20 (3 times)
FGM	8 at CHA 4/16/12
FGA	18 at CHA 4/16/12
3FGM	5 vs. LAL 4/09/12
3FGA	7 (2 times)
FTM	7 vs. SAC 2/06/12
FTA	8 vs. SAC 2/06/12
OREB	2 (5 times)
DREB	6 (3 times)
TREB	6 (8 times)
ASTS	12 vs. PHO 2/01/12
STLS	5 vs. POR 2/10/12
BLKS	2 vs. OKC 1/11/12
MINS	43 at POR 3/29/12

POSSESSIONS • CRASH THE BOARDS • TAKE THE CHARGE • PLAY WITH PASSION • BOX OUT • DON'T MESS WITH THE GAME • DEFEND THE PAINT • FINISH FAST BREAKS • EXCITEMENT • COMPETITIVE FIRE •  
KE A PLAY OFF • DEDICATION • PLAY AS A TEAM • HEART AND HUSTLE • DEFEND THE PAINT • KNOW YOUR OPPONENT • TAKE THE OPEN SHOT • NO EXCUSES • WIN • PLAY WITH PASSION • BOX OUT • DON'T MESS  
KET • TRUST EACH OTHER • PLAY WITH PASSION • BOX OUT • DON'T MESS WITH THE GAME • TAKE THE CHARGE • NO OPEN LAYUPS • NEVER GIVE UP • COMMIT • NON-NEGOTIABLES • ROLL TO THE BASKET • WIN  
N • PLAY AS A TEAM • HEART AND HUSTLE • DEFEND THE PAINT • RESPECT THE GAME • NO TURNOVERS • CONDITIONING • GET BACK ON DEFENSE • BE AGGRESSIVE • KNOW YOUR OPPONENT • FUNDAMENTALS  
A TEAM • HEART AND HUSTLE • DEFEND THE PAINT • LEADERSHIP • FINISH FAST BREAKS • EXCITEMENT • COMPETITIVE FIRE • FIGHT • FEED THE POST • CONDITIONING • GET BACK ON DEFENSE • FINISH  
S • CRASH THE BOARDS • TAKE THE CHARGE • PLAY WITH PASSION • BOX OUT • BE ALERT ON DEFENSE • CONTEST JUMPSHOTS • PREPARATION • HUSTLE • HIT THE OPEN MAN • BE AGGRESSIVE • ROLL TO THE BASKET  
MIT • EXCITEMENT • COMPETITIVE FIRE • FIGHT • FEED THE POST • CONDITIONING • GET BACK ON DEFENSE • BE AGGRESSIVE • WIN • COMPETITIVE FIRE • FIGHT • FEED THE POST • CONDITIONING • GET

Transactions: Selected by Memphis in the first round (28th overall) of the 2010 NBA Draft...acquired by the New Orleans Hornets from the Memphis Grizzlies in exchange for Quincy Pondexter on Dec. 24, 2011.

2011-12 Season: Led the team in scoring four times, assists 37 times and rebounding two times...ranked 20th in the league in assists per game (5.4)...recorded six double-doubles on the season and achieved one game with 20 points and 10 or more assists...led the team with 359 assists on the season...recorded three double-doubles in four games from April 4th vs. DEN to April 9th vs. LAL...recorded 20-plus points in three different contests and scored double-digit points in 35 games...one of only three Hornets to play in every game during the season...as a starter, led the team to 12 of the Hornets 21 wins on the season...scored 20 points and dished out six assists while also grabbing four boards 4/16 at CHA...recorded sixth double-double of the season with 18 points and 11 assists while also setting career-high with five 3PT FGM 4/9 vs. LAL...dished out 10 assists to go with 11 points for fifth double-double 4/7 vs. MIN...recorded fourth double-double of season with 11 points and 10 assists 4/4 vs. DEN...finished with 14 points, six assists and three rebounds in a career-high 43 minutes of action 3/29 at POR...scored 15 points and dished out 11 assists 2/17 at NYK...set career-high with five steals 2/10 vs. POR...had 20 points and nine assists 2/6 vs. SAC...set career-highs with 20 points and 12 assists, as well as tying career-high with six rebounds 2/1 vs. PHX...had 14 points, three rebounds and led the team with six assists 1/14 at MEM.

Professional: Holds career averages of 6.2 points, 3.8 assists and 1.8 rebounds in 18.9 minutes over 136 games (27 starts)...achieved six career double-doubles and one 20-plus points/10-plus assists performance...has three 20-point performances and 32 games with double-digit points, while also recording 10 or more assists in six contests...2010-11 (Grizzlies): Averaged 3.6 points, 2.2 assists and 1.0 rebounds in 12.3 minutes over 70 games...played 20-plus minutes in eight games...scored in double-digits in seven different contests...had five-plus assists in six games...recorded season-highs 17 points and 32.9 minutes to go along with four assists in only start 4/13 vs. LAC...had 13 points and five assists 4/10 vs. Hornets...had a season-high seven assists as well as six points and two steals 1/7 vs. Utah...ranked seventh among all rookies in assists per game.

Playoffs: In 2010-11 playoffs, averaged 4.3 points, 1.9 assists and 1.4 rebounds in 10.9 minutes with the Memphis Grizzlies...recorded 14 points to go along with

four rebounds and two assists in second-round loss against OKC on 5/9/11...also registered 11 points and three rebounds in first-round series-clinching win over Spurs on 4/29/11...played 20-plus minutes in each of those two match-ups.

College (Maryland University 2006-10): Averaged 16.0 points, 5.7 assists, 4.8 rebounds and 1.4 steals in 136 career games at University of Maryland...won the Bob Cousy Award senior year, which is given to the nation's top collegiate point guard...recognized as a consensus second team All-American for play during senior season...also named to Sporting News All-American first team that year...named ACC player of the year in 2010...averaged 19.6 points, 6.3 assists and 4.6 rebounds during 2009-2010 season...recorded career-high 41 points to go along with seven rebounds and six assists 2/27/10 vs. Virginia Tech...recorded 20-plus points 36 times during collegiate career, including 16 times during 2009-2010 senior season...named to All-ACC second team and ACC All-Tournament second team during in 2009...averaged 17.5 points to go along with 5.0 assists and 5.4 rebounds in 35 contests as a junior...had a career-high 15 assists 2/9/08 vs. North Carolina State...named the CBE Classic College Park Regional MVP during 2008...averaged 17.0 points, 6.8 assists and 5.7 rebounds during 2007-08 season.

Personal: Participated on the Venezuelan national team during qualifying for the 2012 Summer Olympics...Full name is Greivis Josue Vasquez Rodriguez...son of Ivis and Gregorio Rodriguez...first Venezuelan-born player drafted into the NBA, and only the third Venezuelan citizen to ever play in the NBA...awarded the 2010 Sportsman of the Year Award by the Greater Washington Sports Alliance...participated in Basketball without Borders in Brazil in 2004...participated in a basketball clinic and signed autographs at a court refurbishing at St. Gabriel Archangel Roman Catholic Church...met with students of the Youth Leadership Academy in Jan. of 2012, congratulating them on their hard work and motivating them to continue to be leaders...participated in a Spanish Reading Timeout at the Louisiana International School of New Orleans...handed out free tickets and signed autographs for customers at a Rouse's store in New Orleans in March of 2012...participated in a question and answer session following a Hornets game on Noche Latina to celebrate Latin heritage...traveled to Venezuela in summer of 2012 to conduct basketball clinics as part of U.S. Department of State and NBA's Basketball Envoy Program...honored as a "Champion of Change" in Connecting the Americas for the work he has done in his native country of Venezuela...attended high school with Oklahoma City Thunder forward Kevin Durant.

#### NBA Regular Season Record

Season	Team	G	Min.	FGM	FGA	Pct.	FTM	FTA	Pct.	Off.	Def.	Tot.	Ast.	St.	Blk.	TO	Pts.	RPG	APG	PPG
2010-11	Memphis	70	860	95	233	.408	34	44	.773	12	61	73	151	22	4	70	249	1.0	2.2	3.6
2011-12	New Orleans	66	1705	225	523	.430	96	117	.821	23	150	173	359	60	8	148	589	2.6	5.4	8.9
<b>Totals</b>		<b>136</b>	<b>2565</b>	<b>320</b>	<b>756</b>	<b>.423</b>	<b>130</b>	<b>161</b>	<b>.807</b>	<b>35</b>	<b>211</b>	<b>246</b>	<b>510</b>	<b>82</b>	<b>12</b>	<b>218</b>	<b>838</b>	<b>1.8</b>	<b>3.8</b>	<b>6.2</b>

3-Point FG: 2010-11, 25-86 (.291); 2011-12, 43-135 (.319). Totals: 68-221 (.308).

#### NBA Playoff Record

Season	Team	G	Min.	FGM	FGA	Pct.	FTM	FTA	Pct.	Off.	Def.	Tot.	Ast.	St.	Blk.	TO	Pts.	RPG	APG	PPG
2010-11	Memphis	13	142	21	41	.512	10	13	.769	3	16	19	25	5	2	9	56	1.5	1.9	4.3
<b>Totals</b>		<b>13</b>	<b>142</b>	<b>21</b>	<b>41</b>	<b>.512</b>	<b>10</b>	<b>13</b>	<b>.769</b>	<b>3</b>	<b>16</b>	<b>19</b>	<b>25</b>	<b>5</b>	<b>2</b>	<b>9</b>	<b>56</b>	<b>1.5</b>	<b>1.9</b>	<b>4.3</b>

3-Point FG: 2010-11, 4-11 (.364). Totals: 4-11 (.364).

PLAY AS A TEAM • HEART AND HUSTLE • DEFEND THE PAINT • FINISH FAST BREAKS • EXCITEMENT • COMPETITIVE FIRE • NO EMPTY  
NO EXCUSES • WIN • PLAY WITH PASSION • BOX OUT • DON'T MESS WITH THE GAME • TAKE THE OPEN SHOT • MAKE THE RIGHT PASSES • NEVER TA  
POINTS OFF TURNOVERS • COMMIT • NON-NEGOTIABLES • ROLL TO THE BASKET • TRU  
HUSTLE • TAKE IT STRONG TO THE HOOP • CONTEST JUMPSHOTS • DEDICATION • PLAY  
NEVER GIVE UP • COMMIT • NEVER TAKE A PLAY OFF • DEDICATION • PLAY AS A TEAM  
GET BACK ON DEFENSE • BE AGGRESSIVE • ROLL TO THE BASKET • TRUST EACH OTHER • OVERCOME ADVERSITY • NO EMPTY POSSESSION  
COMPETITIVE FIRE • FIGHT • FEED THE POST • CONDITIONING • GET BACK ON DEFENSE • FINISH FAST BREAKS • NEVER GIVE UP • COM

# 1 - HAKIM WARRICK



**Position:** Forward

**Height:** 6-9

**Weight:** 219

**Birthdate:** July 8, 1982

**Birthplace:** Philadelphia, Pa.

**High School:** Friends Central (Wynnewood, Pa.)

**College:** Syracuse

**Years Pro:** 7

## CAREER HIGHS

PTS	32 vs. HOU 3/08/11
FGM	14 vs. HOU 3/08/11
FGA	21 at DEN 11/28/06
3FGM	2 (2 times)
3FGA	3 (4 times)
FTM	13 vs. LAC 11/26/10
FTA	15 vs. DET 10/31/09
OREB	8 at MIL 12/08/06
DREB	12 at DAL 12/17/10
TREB	16 vs. PHO 4/03/07
ASTS	5 (2 times)
STLS	3 (9 times)
BLKS	3 (6 times)
MINs	45 (2 times)

Transactions: Originally selected by the Memphis Grizzlies with the 19th overall pick in the 2005 NBA Draft...became a restricted free agent in July of 2009 and signed a contract with the Milwaukee Bucks on July 31, 2009...traded by Milwaukee to the Chicago Bulls along with Joe Alexander and a 2010 first round pick in exchange for John Salmons, a 2010 first round draft pick, a 2011 second round draft pick and a 2012 second round draft pick on February 18, 2010...traded by the Bulls to Phoenix for a 2011 second round draft pick on July 8, 2010...acquired July 27th, 2012, from the Phoenix Suns along with Robin Lopez and cash considerations in a three-team deal that sent Brad Miller, Jerome Dyson, Wesley Johnson and a first round pick from Minnesota to Phoenix, and two second round picks to Minnesota.

2011-12 Season: In his second season in Phoenix and his seventh NBA campaign overall, averaged 6.4 points, 2.6 rebounds and 14.4 minutes in 35 games...shot 76.8 percent from the free throw line, the second-highest total of his career...averaged 2.8 free throw attempts, second-highest on the team (Gortat)...on March 8, attempted 10 free throws in fewer than 18 minutes, the first Sun to do so since Jake Voskuhl in 2003-04 (Nov. 18, 2003 vs. Chicago)...recorded six double-digit scoring efforts overall, including a season-best 18 points on Dec. 30 at New Orleans...from Dec. 28-31, scored 14 or more points in three-straight games for the first time as a Sun and first since Nov. 23-28, 2009...led the team in scoring once.

POSSESSIONS • CRASH THE BOARDS • TAKE THE CHARGE • PLAY WITH PASSION • BOX OUT • DON'T MESS WITH THE GAME • DEFEND THE PAINT • FINISH FAST BREAKS • EXCITEMENT • COMPETITIVE FIRE •  
KE A PLAY OFF • DEDICATION • PLAY AS A TEAM • HEART AND HUSTLE • DEFEND THE PAINT • KNOW YOUR OPPONENT • TAKE THE OPEN SHOT • NO EXCUSES • WIN • PLAY WITH PASSION • BOX OUT • DON'T ME  
ST EACH OTHER • PLAY WITH PASSION • BOX OUT • DON'T MESS WITH THE GAME • TAKE THE CHARGE • NO OPEN LAYUPS • NEVER GIVE UP • COMMIT • NON-NEGOTIABLES • ROLL TO THE BASKET • WIN • COM  
AS A TEAM • HEART AND HUSTLE • DEFEND THE PAINT • RESPECT THE GAME • NO TURNOVERS • CONDITIONING • GET BACK ON DEFENSE • BE AGGRESSIVE • KNOW YOUR OPPONENT • FUNDAMENTALS • HUS  
• HEART AND HUSTLE • DEFEND THE PAINT • LEADERSHIP • FINISH FAST BREAKS • EXCITEMENT • COMPETITIVE FIRE • FIGHT • FEED THE POST • CONDITIONING • GET BACK ON DEFENSE • FINISH FAST BRI  
S • CRASH THE BOARDS • TAKE THE CHARGE • PLAY WITH PASSION • BOX OUT • BE ALERT ON DEFENSE • CONTEST JUMPSHOTS • PREPARATION • HUSTLE • HIT THE OPEN MAN • BE AGGRESSIVE • ROLL TO THE  
MIT • EXCITEMENT • COMPETITIVE FIRE • FIGHT • FEED THE POST • CONDITIONING • GET BACK ON DEFENSE • BE AGGRESSIVE • WIN • COMPETITIVE FIRE • FIGHT • FEED THE POST • CONDITIONING • GET

Professional: Owns career averages of 9.5 points, 4.1 rebounds and 20.4 minutes in 498 games (94 starts) with the Memphis Grizzlies (2005-09), Milwaukee Bucks (2009-10), Chicago Bulls (2009-10) and Phoenix Suns (2010-12)...has averaged double-digit scoring in three of his seven NBA seasons...has appeared in 498 of a possible 558 career regular season games (.892)...owns 46 career efforts of 20 or more points and three games of 30 or more points... has 25 career double-doubles, four of which came against Phoenix, his most against any NBA team...2010-11 (Suns): Averaged 8.4 points, 3.7 rebounds and shot 51.1% from the floor in 17.7 minutes over 80 games (six starts)...recorded three double-doubles on the season...scored in double-digits 27 times, while reaching 20-plus points five times and posting 30 or more points one time... recorded ten or more rebounds three times...on Nov. 24, 2010 vs. Chicago, his former team, scored 23 first-half points in 15 minutes, the most in a half in his career...on Nov. 26, 2010 vs. L.A. Clippers, attempted 14 free throws off the bench, the most by a Suns' reserve since Danny Manning on Feb. 12, 1998 vs. Portland...recorded a career-high 32 points scored as a Sun against Houston on March 8, 2011...2009-10 (Bucks/Bulls): Averaged 9.6 points and 4.1 rebounds over 76 games with the Bucks and the Bulls...recorded three double-doubles and had 37 double-digit scoring efforts...in 28 games with the Bulls, averaged 8.7 points and 3.6 rebounds in 19 minutes per game...scored in double-digits in 15 contests for the Bulls, recording 20 or more points on one occasion... averaged 10.2 points and 4.4 rebounds in 48 games (six starts) for the Bucks... scored 20 or more points on six different occasions with Milwaukee... 2008-09 (Grizzlies): Posted averages of 11.6 points and 5.0 rebounds in 82 games (seven starts)...recorded career-highs on the season for steals (48) and blocks (39)...recorded seven double-doubles on the season, including 44 games with double-digit points and seven games with double-digit rebounds...scored 20 or more points in nine contests and scored 30-plus points once...owns a share of the Grizzlies' franchise single-game record after making 10 consecutive field goals at Phoenix on April 13, 2009...2007-08 (Grizzlies): Averaged 11.4 points and 4.7 rebounds in 75 contests (30 starts)...Posted five double-doubles on the season...Finished with 41 games scoring in double-digits, including 11 games in which he scored 20 or more points...Pulled down 10 or more rebounds in seven games...Scored in double-digits in the last 15 games of the season...2006-07 (Grizzlies): Enjoyed the best statistical season of his career as a sophomore in 2006-07 when he averaged a career-high 12.7 points and career-best 5.1 rebounds in 82 games (43 starts)...Recorded career-highs in a season for minutes (2152), field goals made (373), field goals attempted (712), field goal percentage (.524), free throws made (299), free throws attempted (388), free throw percentage (.771), offensive rebounds (130), defensive rebounds (290), total rebounds (420), assists (75) and points (1045)...broke the 1,000 point barrier for a season...set a career-high with nine double-doubles...scored in double-digits in 56 games, reaching 20 or more points in 13 contests and

scoring 30-plus points one time...pulled down 10 or more rebounds nine times...2005-06 (Grizzlies): Averaged 4.1 points and 2.1 rebounds in his rookie year, appearing in 68 games (two starts)...scored in double-digits in 11 games... participated in the Sprite Rising Stars Slam Dunk competition during 2006 All-Star Weekend.

Playoffs: Has appeared in six playoff games for the Grizzlies and the Bulls... Holds career playoff averages of 4.8 points and 2.0 rebounds...has shot 85% from the free throw line in the playoffs...2009-10 (Bulls): Averaged 3.0 points and 1.7 rebounds in three games with the Bulls...2005-06 (Grizzlies): Averaged 6.7 points and 2.3 rebounds in three games...Recorded 11 points, one rebound and one steal 4/29 in a losing effort vs. DAL.

College (Syracuse University 2001-05): Four-year performer at Syracuse (2001-05), was a member of the school's 2003 NCAA Championship squad...career collegiate averages of 15.4 points and 7.6 rebounds in 135 career games (119 starts)...left Syracuse ranked fourth in scoring (2,073 points) and rebounding (1,025), second in career free throws made (529) and attempted (803), and third in career consecutive double-figure scoring games (61)...as a senior, selected as a finalist for the Naismith Trophy, the Wooden Award, the Rupp Trophy, and the Senior Class Award...selected First-Team All-America by The Associated Press, Collegeinsider.com, the NABC, Rivals.com, the Rupp Trophy and the Wooden Award...named Second-Team All-American by The Sporting News, Sports Illustrated and the USBWA...Big East Player of the Year and Big East Tournament MVP...First-Team All-Big East selection...averaged 21.4 points and 8.6 rebounds in 34 games (all starts) in his final season...as a sophomore, started all 35 games for the national champion Orangemen...became a fixture in Syracuse lore by blocking a Kansas three-point attempt in the final seconds to preserve victory in the NCAA title game...college teammate of Carmelo Anthony.

Personal: Full name is Hakim Haniff Warrick...son of Kenneth Nichols and Queen Warrick was born in Philadelphia, Pa....majored in retail management and consumer studies at Syracuse, finishing his degree in three-and-a-half years... during 2011 offseason, organized a charity game along with college teammate Carmelo Anthony on the campus of the University of Pennsylvania...Warrick's team was comprised of players with Philadelphia roots and included Markieff Morris, Marcus Morris, Kyle Lowry, John Salmons and Tyreke Evans; Melo's team included Baltimore-based players...while living in Memphis, did public service announcements for Memphis City Schools Reads and Memphis City Schools Fight Free Fifty, which encouraged students to go 50 days without fighting in school...lists "Coming to America" as his favorite movie and "Rudy" as his favorite sports movie...calls winning the NCAA title with Syracuse his greatest basketball accomplishment...favorite pregame meal is spaghetti.

NBA Regular Season Record

Season	Team	G	Min.	FGM	FGA	Pct.	FTM	FTA	Pct.	Off.	Def.	Tot.	Ast.	St.	Blk.	TO	Pts.	RPG	APG	PPG
2005-06	Memphis	68	724	101	228	.443	76	115	.661	43	101	144	30	14	21	56	278	2.1	0.4	4.1
2006-07	Memphis	82	2152	373	712	.524	299	388	.771	130	290	420	75	43	30	161	1045	5.1	0.9	12.7
2007-08	Memphis	75	1754	328	653	.502	183	260	.704	123	233	356	53	36	28	85	852	4.7	0.7	11.4
2008-09	Memphis	82	2029	340	693	.491	266	374	.711	129	277	406	66	48	39	98	951	5.0	0.8	11.6
2009-10	Mil./Chi.	76	1557	265	550	.482	202	274	.737	127	187	314	52	24	18	80	733	4.1	0.7	9.6
2010-11	Phoenix	80	1416	228	446	.511	212	294	.721	88	208	296	69	32	9	79	669	3.7	0.9	8.4
2011-12	Phoenix	35	503	74	180	.411	76	99	.768	31	61	92	30	8	3	36	225	2.6	0.9	6.4
Totals		498	10135	1709	3462	.494	1314	1804	.728	671	1357	2028	375	205	148	595	4753	4.1	0.8	9.5

3-Point FG: 2005-06, 0-0 (-); 2006-07, 0-8 (.000); 2007-08, 13-48 (.271); 2008-09, 5-23 (.217); 2009-10, 1-7 (.143); 2010-11, 1-1 (.091); 2011-12, 1-10 (.100). Totals: 21-107 (.196).

NBA Playoff Record

Season	Team	G	Min.	FGM	FGA	Pct.	FTM	FTA	Pct.	Off.	Def.	Tot.	Ast.	St.	Blk.	TO	Pts.	RPG	APG	PPG
2005-06	Memphis	3	43	4	16	.250	12	14	.857	1	6	7	0	1	0	4	20	2.3	0.0	6.7
2009-10	Chicago	3	31	2	11	.182	5	6	.833	3	2	5	0	0	0	2	9	1.7	0.0	3.0
Totals		6	74	6	27	.222	17	20	.850	4	8	12	0	1	0	6	29	2.0	0.0	4.8

3-Point FG: 2005-06, 0-1 (.000); 2009-10, 0-1 (.000). Totals: 0-2 (.000).



# 2011-12 SEASON



NEVER MISS A PLAY OFF • DEDICATION • PLAY AS A TEAM • HEART AND HUSTLE • DEFEND THE PAINT  
ROLL TO THE BASKET • TRUST EACH OTHER • OVERCOME ADVERSITY • PLAY UNDER CONTROL • HIT THE BASKET  
NO EMPTY POSSESSIONS • CRASH THE BOARDS • TAKE THE CHARGE • PLAY WITH PASSION • BOX OUT • DON'T MESS WITH THE GAME  
PREPARATION • HUSTLE • TAKE IT STRONG TO THE HOOP • CONTEST JUMPSHOTS • NO OPEN LAYUPS • NEVER GIVE UP  
CONDITIONING • GET BACK ON DEFENSE • BE AGGRESSIVE • KNOW YOUR OPPONENT • FUNDAMENTALS • STAY FOCUSED  
DEDICATION • PLAY AS A TEAM • HEART AND HUSTLE • DEFEND THE PAINT • RESPECT THE GAME • NO TURNOVERS  
LEADERSHIP • FINISH FAST BREAKS • EXCITEMENT • COMPETITIVE FIRE • FIGHT • FEED THE POST • CONDITIONING  
DON'T MESS WITH THE GAME • TAKE THE CHARGE • CRASH THE BOARDS • MAKE THE RIGHT PASSES • NEVER MISS A PLAY OFF • DEDICATION • PLAY AS A TEAM  
PLAY AS A TEAM • HEART AND HUSTLE • DEFEND THE PAINT • FINISH FAST BREAKS • EXCITEMENT • COMPETITIVE FIRE • FIGHT • FEED THE POST  
NO EXCUSES • WORK HARD • PLAY WITH PASSION • BOX OUT • DON'T MESS WITH THE GAME • TAKE THE CHARGE • CRASH THE BOARDS  
POINTS OFF TURNOVERS • ROLL TO THE BASKET • TRUST EACH OTHER • OVERCOME ADVERSITY • PLAY UNDER CONTROL • HIT THE BASKET  
HUSTLE • TAKE IT STRONG TO THE HOOP • CONTEST JUMPSHOTS • DEDICATION • PLAY AS A TEAM • HEART AND HUSTLE  
NEVER GIVE UP • COMMIT • EXCITEMENT • COMPETITIVE FIRE • FIGHT • FEED THE POST • CONDITIONING  
GET BACK ON DEFENSE • BE AGGRESSIVE • KNOW YOUR OPPONENT • FUNDAMENTALS • STAY FOCUSED • GRAB THE REBOUNDS  
COMPETITIVE FIRE • FIGHT • FEED THE POST • CONDITIONING  
CRASH THE BOARDS • TAKE THE CHARGE • PLAY WITH PASSION • BOX OUT • DON'T MESS WITH THE GAME  
EXCITEMENT • COMPETITIVE FIRE • NO EMPTY POSSESSIONS  
PLAY WITH PASSION • BOX OUT • DON'T MESS WITH THE GAME  
NON-NEGOTIABLES • ROLL TO THE BASKET • TRUST EACH OTHER • OVERCOME ADVERSITY  
KNOW YOUR OPPONENT • GET BACK ON DEFENSE • BE AGGRESSIVE • KNOW YOUR OPPONENT  
PLAY UNDER CONTROL • HIT THE BASKET • MAKE THE RIGHT PASSES • NEVER MISS A PLAY OFF  
TAKE IT STRONG TO THE HOOP • CONTEST JUMPSHOTS • NO OPEN LAYUPS • NEVER GIVE UP • COMMIT • EXCITEMENT  
BE AGGRESSIVE • KNOW YOUR OPPONENT • FUNDAMENTALS • STAY FOCUSED • GRAB THE REBOUNDS

# 2011-12 SEASON

Record: 21-45 West: 14-34 East: 7-11 Division: 3-11 Home: 11-22 Road: 10-23 Overtime: 1-3



## 2011-12 Final Roster

No.	Player	Position	Height	Weight	Birthdate	College/Country	Yrs Pro
0	Al-Farouq Aminu	F	6-9	215	Sept. 21, 1990	Wake Forest/USA	2
1	Trevor Ariza	G/F	6-8	210	June 30, 1985	UCLA/USA	8
15	Gustavo Ayon	F/C	6-10	250	Apr. 1, 1985	Fuenlabrada/Mexico	1
8	Marco Belinelli	G	6-5	195	Mar. 25, 1986	Fortitudo Bologna/Italy	5
11	Jerome Dyson	G	6-3	180	Mar. 1, 1987	Connecticut/USA	1
10	Eric Gordon	G	6-3	215	Dec. 25, 1988	Indiana/USA	4
4	Xavier Henry	G	6-6	220	Mar. 15, 1991	Kansas/USA	2
2	Jarrett Jack	G	6-3	197	Oct. 28, 1983	Georgia Tech/USA	7
35	Chris Kaman	C	7-0	265	Apr. 28, 1982	Central Michigan/USA	9
24	Carl Landry	F	6-9	248	Sept. 19, 1983	Purdue/USA	5
50	Emeka Okafor	C	6-10	255	Sept. 28, 1982	Connecticut/USA	8
14	Jason Smith	F/C	7-0	240	Mar. 2, 1986	Colorado State/USA	4
42	Lance Thomas	F	6-8	225	Apr. 24, 1988	Duke/USA	1
21	Greivis Vasquez	G	6-6	211	Jan. 16, 1987	Maryland/Venezuela	2
31	Darryl Watkins	C	6-11	258	Nov. 8, 1984	Syracuse/USA	2

**Head Coach:** Monty Williams, Notre Dame

**Lead Assistant Coach:** Randy Ayers, Miami (Ohio)

**Assistant Coaches:** James Borrego, San Diego; Dave Hanners, North Carolina; Bryan Gates, Boise State; Fred Vinson, Georgia Tech

**Trainer:** John Ishop, Texas

## 2011-12 Final Statistics

Player	G	GS	MIN	FG	FGA	PCT	3FG	3FGA	PCT	FT	FTA	PCT	OFF	DEF	TOT	AST	PF	DQ	STL	TO	BLK	PTS	AVG
Gordon	9	9	310	63	140	.450	10	40	.250	49	65	.754	2	23	25	31	20	0	13	24	4	185	20.6
Jack	45	39	1530	266	583	.456	39	112	.348	129	148	.872	23	153	176	285	93	0	31	106	9	700	15.6
Kaman	47	33	1372	266	597	.446	0	0	—	84	107	.785	89	275	364	101	106	0	25	129	77	616	13.1
Landry	41	8	999	182	362	.503	0	3	.000	147	184	.799	78	136	214	38	89	0	13	64	12	511	12.5
Belinelli	66	55	1966	286	686	.417	107	284	.377	101	129	.783	19	153	172	101	115	1	48	69	5	780	11.8
Ariza	41	41	1350	168	403	.417	29	87	.333	79	102	.775	41	174	215	135	73	0	69	76	25	444	10.8
Smith	40	29	947	181	348	.520	1	9	.111	33	47	.702	72	124	196	34	102	0	21	40	41	396	9.9
Okafor	27	27	781	114	214	.533	0	0	—	38	74	.514	70	143	213	24	73	0	16	37	26	266	9.9
Vasquez	66	26	1706	225	523	.430	43	135	.319	96	117	.821	23	150	173	359	126	1	60	148	8	589	8.9
Dyson	9	1	180	19	48	.396	1	8	.125	28	36	.778	2	17	19	18	19	0	11	20	2	67	7.4
Aminu	66	21	1477	150	365	.411	13	47	.277	86	114	.754	95	213	308	66	136	1	59	91	34	399	6.0
Ayon	54	24	1088	140	261	.536	0	1	.000	39	63	.619	86	179	265	74	118	2	53	46	46	319	5.9
Henry (NO)	45	0	759	90	228	.395	7	17	.412	52	85	.612	24	82	106	35	59	0	26	35	8	239	5.3
Watkins	5	0	98	7	14	.500	0	0	—	9	18	.500	8	19	27	3	14	0	5	8	4	23	4.6
Summers	15	6	209	28	65	.431	5	16	.313	7	9	.778	8	15	23	10	31	1	7	8	0	68	4.5
Sloan	3	0	41	5	14	.357	0	2	.000	2	4	.500	2	1	3	8	2	0	2	5	0	12	4.0
Thomas	42	10	630	57	126	.452	0	1	.000	52	62	.839	49	77	126	12	78	0	10	24	7	166	4.0
Jones (NO)	11	1	196	23	53	.434	0	0	—	15	18	.833	21	20	41	7	31	1	5	13	6	61	5.5
Ca. Johnson	15	0	119	11	35	.314	4	15	.267	1	3	.333	1	8	9	22	11	0	8	7	0	27	1.8
Ch. Johnson (NO)	7	0	82	9	18	.500	0	0	—	5	7	.714	7	15	22	1	13	0	5	8	1	23	3.3
T. Johnson	11	0	61	8	14	.571	0	0	—	5	5	1.000	3	9	12	4	10	0	1	5	0	21	1.9
Foote	4	0	39	2	6	.333	0	0	—	0	0	—	1	5	6	0	5	0	0	2	1	4	1.0
<b>HORNETS</b>	<b>66</b>	<b>—</b>	<b>15940</b>	<b>2300</b>	<b>5103</b>	<b>.451</b>	<b>259</b>	<b>777</b>	<b>.333</b>	<b>1057</b>	<b>1397</b>	<b>.757</b>	<b>724</b>	<b>1991</b>	<b>2715</b>	<b>1368</b>	<b>1324</b>	<b>7</b>	<b>488</b>	<b>1024</b>	<b>316</b>	<b>5916</b>	<b>89.6</b>
<b>OPPONENTS</b>	<b>66</b>	<b>—</b>	<b>15940</b>	<b>2305</b>	<b>5188</b>	<b>.444</b>	<b>425</b>	<b>1342</b>	<b>.317</b>	<b>1129</b>	<b>1487</b>	<b>.759</b>	<b>731</b>	<b>1910</b>	<b>2641</b>	<b>1379</b>	<b>1235</b>	<b>4</b>	<b>523</b>	<b>915</b>	<b>380</b>	<b>6164</b>	<b>93.4</b>

G	Date	H/A	W/L	Opp	NOH/Opp	Record	Streak	New Orleans High Scorer	New Orleans High Rebounder	New Orleans High Assist	Opponent High Scorer	Attn
1	12/26	A	W	PHO	85-84	1-0	W1	Gordon 20	Okafor 9	Gordon 3	Lopez 21	17,776
2	12/28	H	W	BOS	97-78	2-0	W2	Jack 21	Landry 11	Jack 9	Allen 1	17,802
3	12/30	H	L	PHO	78-93	2-1	L1	Landry 17	Okafor 16	Vasquez 5	Warrick 18	15,790
4	1/1	A	L	SAC	80-96	4-0	L2	Ariza 17	Kaman 15	Jack/Vasquez 8	Evans 27	13,628
5	1/2	A	L	UTA	90-94	5-0	L3	Jack 27	Smith 8	Jack 11	Jefferson 22	19,159
6	1/4	H	L	PHI	93-101	6-0	L4	Gordon 22	Landry/Kaman 8	Jack 11	Holiday 23	12,387
7	1/6	H	L	DEN	88-96	7-0	L5	Vasquez 16	Kaman 12	Jack 6	Gallinari 23	13,035
8	1/7	A	L	DAL	81-96	8-0	L6	Aminu 15	Aminu 12	Jack 5	Mahinmi/Carter 13	20,409
9	1/9	A	W	DEN	94-81	8-1	W1	Landry 20	Aminu 8	Jack 9	Gallinari/Lawson 15	14,002
10	1/11	H	L	OKC	85-95	9-1	L1	Landry/Kaman 17	Kaman/Aminu 9	Jack 8	Durant 29	13,565
11	1/13	H	L	MIN	80-87	10-1	L2	Belinelli 20	Okafor 14	Jack 9	Love 34	14,295
12	1/14	A	L	MEM	99-108	11-1	L3	Jack 23	Smith 10	Vasquez 6	Gay 23	14,983
13	1/16	H	L	POR	77-84	11-2	L4	Jack 21	Okafor 10	Vasquez 6	Aldridge 22	14,758
14	1/18	H	L	MEM	87-93	11-3	L5	Jack 27	Smith 6	Jack 8	Gasol 22	12,045
15	1/19	A	L	HOU	88-90*	12-3	L6	Smith 17	Okafor 12	Jack 7	Martin 32	10,845
16	1/21	H	L	DAL	81-83	12-4	L7	Landry 19	Okafor 17	Jack 6	Odom/West 16	15,471
17	1/23	H	L	SAS	102-104	12-5	L8	Jack 26	Landry/Okafor 8	Jack 9	Duncan 28	12,599
18	1/25	A	L	OKC	91-101	13-5	L9	Jack 20	Okafor 8	Jack 5	Durant 25	18,203
19	1/27	H	W	ORL	93-67	13-6	W1	Landry 17	Ariza 9	Jack 9	Howard 28	16,176
20	1/29	H	L	ATL	72-94	13-7	L1	Okafor 13	Okafor 8	Vasquez 8	Teague 24	14,962
21	1/30	A	L	MIA	95-109	14-7	L2	Jack/Landry 14	Belinelli 5	Ariza 7	James/Wade 22	19,804
22	2/1	H	L	PHO	103-120	14-8	L3	Vasquez 20	Okafor/Vasquez 6	Vasquez 12	Nash 30	13,598
23	2/2	A	L	SAS	81-93	14-9	L4	Landry 17	Ayon 8	Ca. Johnson/Vasquez 5	Duncan 19	18,082
24	2/4	A	L	DET	87-89	14-10	L5	Ariza 26	Okafor/Ariza 7	Vasquez 9	Monroe 24	13,174
25	2/6	H	L	SAC	92-100	15-10	L6	Vasquez 20	Kaman 12	Vasquez 9	Cousins 28	13,222
26	2/8	H	L	CHI	67-90	16-10	L7	Kaman 17	Kaman/Okafor 9	Ariza/Vasquez 4	Boozler 18	15,456
27	2/10	H	L	POR	86-94	16-11	L8	Ariza 23	Ariza 9	Vasquez 7	Crawford 31	14,421
28	2/13	H	W	UTA	86-80	16-12	W1	Kaman 27	Kaman 13	Vasquez 10	Favors/Jefferson 14	13,562
29	2/15	A	W	MIL	92-89	17-12	W2	Belinelli 22	Ayon 12	Vasquez 7	Ilyasova 23	12,829
30	2/17	A	W	NYK	89-85	18-12	W3	Ariza 25	Ayon 11	Vasquez 11	Lin/Stoudemire 26	19,763
31	2/20	A	L	OKC	93-101	18-13	L1	Jack 18	Kaman/Thomas 8	Jack/Ariza 5	Durant/Westbrook 31	18,203
32	2/21	A	L	IND	108-117*	18-14	L2	Ariza 21	Belinelli/Ariza 6	Jack 10	Hibbert 30	10,508
33	2/22	A	W	CLE	89-84	19-14	W1	Kaman 21	Ayon 17	Vasquez 5	Jamison 22	13,529
34	2/28	A	L	CHI	95-99	20-14	L1	Kaman 17	Kaman 11	Kaman 5	Rose 32	21,919
35	2/29	H	L	TOR	84-95	21-14	L2	Belinelli 20	Kaman 10	Jack/Vasquez 6	DeRozan/Kleiza 21	14,527
36	3/2	H	W	DAL	97-92	21-15	W1	Kaman 20	Kaman 13	Vasquez 7	Beaubois 25	15,568
37	3/3	H	L	IND	84-102	21-16	L1	Jack 18	Jones 9	Ayon 4	Granger 20	16,379
38	3/5	A	L	POR	74-86	22-16	L2	Belinelli 18	Kaman 11	Ayon 3	Batum 19	20,520
39	3/7	A	L	SAC	98-99	23-16	L3	Jack 25	Kaman 11	Kaman 8	Thornton 25	13,487
40	3/9	A	L	DEN	97-110	24-16	L4	Thomas 18	Tied with 5	Vasquez 8	Afflalo 28	19,155
41	3/10	A	W	MIN	95-89	25-16	W1	Kaman 20	Kaman 6	Jack 7	Love 31	20,123
42	3/12	H	L	CHA	71-73	26-16	L1	Jack 15	Kaman 16	Jack 9	Henderson 15	15,254
43	3/14	H	L	LAL	101-107*	27-16	L2	Jack 30	Kaman 12	Jack 6	Bryant 33	17,272
44	3/15	H	L	WAS	89-99	28-16	L3	Kaman 20	Ayon 9	Vasquez 6	Wall 26	14,256
45	3/17	A	W	NJN	102-94	29-16	W1	Belinelli 20	Ayon 9	Vasquez 9	Morrow 20	11,271
46	3/21	H	L	GSW	92-101	30-16	L1	Jack 17	Jack 10	Jack 11	Thompson 27	13,959
47	3/22	H	W	LAC	97-90	31-16	W1	Kaman 20	Kaman 10	Jack 9	Griffin 21	17,209
48	3/24	H	L	SAS	86-89	31-17	L1	Jack 27	Ayon 13	Vasquez 6	Blair 23	16,118
49	3/26	A	L	LAC	85-97	31-18	L2	Aminu 15	Landry 10	Jack 7	Paul 25	19,060
50	3/28	A	W	GSW	102-87	32-18	W1	Belinelli 22	Landry 8	Jack 9	Lee 28	18,771
51	3/29	A	L	POR	93-99	32-19	L1	Belinelli 27	Smith 9	Vasquez 6	Aldridge 25	20,499
52	3/31	A	L	LAL	85-88	32-20	L2	Jack 18	Smith 10	Jack 10	Gasol 21	18,997
53	4/1	A	L	PHO	75-92	32-21	L3	Belinelli 14	Aminu 8	Vasquez 6	Dudley 21	15,753
54	4/4	H	W	DEN	94-92	32-22	W1	Gordon 15	Kaman 10	Vasquez 10	Lawson 22	15,020
55	4/6	A	L	SAS	103-128	33-22	L1	Gordon 31	Ayon 6	Gordon 4	Duncan 19	18,581
56	4/7	H	W	MIN	99-90	33-23	W1	Smith 26	Kaman 10	Vasquez 10	Love 29	15,520
57	4/9	H	L	LAL	91-93	33-24	L1	Belinelli 20	Landry 11	Vasquez 11	Gasol 25	17,275
58	4/11	H	W	SAC	105-96	33-25	W1	Smith 22	Kaman 10	Dyson 5	Thornton 25	16,906
59	4/13	H	W	UTA	96-85	34-25	W2	Gordon 25	Smith 8	Gordon 6	Millsap 27	16,326
60	4/15	H	W	MEM	88-75	35-25	W3	Gordon 18	Landry 11	Vasquez 9	Gay 24	15,570
61	4/16	A	W	CHA	75-67	35-26	W4	Vasquez 20	Landry 12	Vasquez 6	Henderson 27	10,876
62	4/18	A	L	MEM	91-103	35-27	L1	Dyson 24	Watkins 13	Vasquez 9	Gay 26	14,507
63	4/19	H	W	HOU	105-99*	35-28	W1	Gordon 27	Ayon 10	Vasquez 9	Dragic 23	18,315
64	4/22	A	L	LAC	98-107	36-28	L1	Gordon 17	Smith 8	Vasquez 7	Paul 33	19,060
65	4/24	A	W	GSW	83-81	37-28	W1	Belinelli 23	Aminu 11	Vasquez 7	Thomspn 16	17,598
66	4/26	A	L	HOU	77-84	37-29	L1	Dyson 15	Watkins 10	Vasquez 6	Budinger 27	16,602

\* - overtime

Hornets - Team Highs & Lows

	Highs			Lows		
Total Points	108*	vs. PHX	1-Feb-12	67	vs. CHI	8-Feb-12
Field Goals Made	44*	vs. LAL	14-Mar-12	26	Three Times	
Field Goals Att.	94*	at HOU	19-Jan-12	59	vs. LAC	22-Mar-12
Field Goal %	0.576	vs. LAC	22-Mar-12	0.290	vs. PHO	30-Dec-11
3-Pt. Field Goals Made	9	Three Times		0	Two Times	
3-Pt. Field Goals Att.	21*	at IND	21-Feb-12	3	vs. CHI	8-Feb-12
Free Throws Made	31	at MEM	18-Apr-12	5	at LAL	31-Mar-12
Free Throws Att.	38	at MEM	18-Apr-12	7	vs. CHA	12-Mar-12
Free Throw %	1.000	Two Times		0.500	Three Times	
Offensive Rebounds	24	vs. PHO	30-Dec-11	4	at MIA	30-Jan-12
Defense Rebounds	44*	vs. HOU	19-Apr-12	21	Two Times	
Total Rebounds	60	at SAC	1-Jan-12	25	at MIA	30-Jan-12
Assists	32	vs. PHO	1-Feb-12	10	at PHO	26-Dec-11
Steals	14	Three Times		3	Five Times	
Turnovers	29	at LAC	26-Mar-12	7	vs. LAL	9-Apr-12
Blocked Shots	12	vs. BOS	28-Dec-11	0	Two Times	
1st Quarter Points	32	vs. DEN	6-Jan-12	11	vs. ATL	29-Jan-12
2nd Quarter Points	32	vs. PHO	1-Feb-12	14	vs. IND	3-Mar-12
3rd Quarter Points	33	vs. MIN	7-Apr-12	10	at POR	5-Mar-12
4th Quarter Points	32	at NJN	17-Mar-12	6	at HOU	26-Apr-12
1st Half Points	59	vs. PHO	1-Feb-12	31	vs. CHI	8-Feb-12
2nd Half Points	58	at SAS	6-Apr-12	33	Two Times	
2nd Half Points w/OT Points	62	vs. HOU	19-Apr-12	39	at HOU	19-Jan-12
Overtime Points	18	vs. HOU	19-Apr-12	6	at HOU	19-Jan-12

\*Denotes Number of Overtime Periods

Opponents - Team Highs & Lows

	Highs			Lows		
Total Points	128	at SAS	6-Apr-12	67	Two Times	
Field Goals Made	51	at SAS	6-Apr-12*	23	at CHA	16-Apr-12
Field Goals Att.	91	at HOU	26-Apr-12	61	vs. ORL	27-Jan-12
Field Goal %	0.610	at SAS	6-Apr-12	0.300	at CHA	16-Apr-12
3-Pt. Field Goals Made	14	vs. GSW	21-Mar-12	0	vs. CHA	12-Mar-12
3-Pt. Field Goals Att.	31*	vs. HOU	19-Apr-12	10	Three Times	
Free Throws Made	34	at LAC	22-Apr-12	5	vs. CHA	12-Mar-12
Free Throws Att.	43	at LAC	22-Apr-12	7	vs. CHA	12-Mar-12
Free Throw %	.910	vs. PHO	30-Dec-11	.560	vs. HOU	19-Apr-12
Offensive Rebounds	22	Two Times		4	Three Times	
Defense Rebounds	40	at HOU	26-Apr-12	17	at LAC	26-Mar-12
Total Rebounds	56	at HOU	26-Apr-12	23	at LAC	26-Mar-12
Assists	33	at DEN	9-Mar-12	11	vs. MIN	13-Jan-12
Steals	14	at LAC	26-Mar-12	2	vs. LAL	9-Apr-12
Turnovers	22	vs. ORL	27-Jan-12	7	vs. SAS	24-Mar-12
Blocked Shots	13	at OKC	20-Feb-12	0	vs. LAC	22-Mar-12
1st Quarter Points	35	vs. LAC	22-Mar-12	12	at HOU	26-Apr-12
2nd Quarter Points	38	at SAS	6-Apr-12	14	vs. DAL	21-Jan-12
3rd Quarter Points	37	at MEM	18-Apr-12	8	at CHA	16-Apr-12
4th Quarter Points	34	Two Times		7	at HOU	19-Jan-12
1st Half Points	72	at SAS	6-Apr-12	33	at HOU	26-Apr-12
2nd Half Points	64	vs. PHO	1-Feb-12	24	at HOU	19-Jan-12
2nd Half Points w/OT Points	67	vs. LAL	14-Feb-12	32	at HOU	19-Jan-12
Overtime Points	17	at IND	21-Feb-12	8	at HOU	19-Jan-12

\*- Denotes Number of Overtime Periods

## Hornets - Individual Highs

Total Points	31	Eric Gordon	at SAS	6-Apr-12
Minutes	46:23	Trevor Ariza	vs. POR	10-Feb-12
Field Goals Made	13	Jarrett Jack	vs. LAL	14-Mar-12
Field Goals Attempted	25	Chris Kaman	at CLE	22-Feb-12
3-Point Field Goals Made	7	Marco Belinelli	at POR	29-Mar-12
3-Point Field Goals Attempted	11	Marco Belinelli	at POR	29-Mar-12
Free Throws Made	14	Jerome Dyson	at MEM	18-Apr-12
Free Throws Attempted	16	Jerome Dyson	at MEM	18-Apr-12
Offensive Rebounds	8	Emeka Okafor	vs. PHO	30-Dec-11
Defensive Rebounds	14	Chris Kaman	vs. CHA	12-Mar-12
Total Rebounds	17	Two Times (Ayon/Okafor)		
Assists	12	Greivis Vasquez	vs. PHO	1-Feb-12
Steals	5	Greivis Vasquez	vs. POR	10-Feb-12
Turnovers	8	Jarrett Jack	at SAC	1-Jan-12
Blocked Shots	5	Three Times (Kaman 2, Okafor)		

\*Denotes Number of Overtime Periods

## Opponents - Individual Highs

Total Points	34	Kevin Love	vs. MIN	13-Jan-12	
Minutes	48:38*	Kobe Bryant	vs. LAL	14-Mar-12	OT
Field Goals Made	13	Steve Nash	vs. PHO	1-Feb-12	
Field Goals Attempted	27*	Kevin Martin	at HOU	19-Jan-12	
3-Point Field Goals Made	6	Randy Foye	at LAC	22-Apr-12	
3-Point Field Goals Attempted	12	Two Times (Randy Foye/Kevin Martin)			
Free Throws Made	17	Two Times (Chris Paul/Kevin Love)			
Free Throws Attempted	19	Chris Paul	at LAC	22-Apr-12	
Offensive Rebounds	9*	Samuel Dalembert	at HOU	19-Jan-12	
Defensive Rebounds	14	Channing Frye	at PHO	30-Dec-11	
Total Rebounds	19	DeMarcus Cousins	vs. SAC	6-Feb-12	
Assists	17	Tony Parker	vs. SAS	23-Jan-12	
Steals	8	Chris Paul	at LAC	22-Apr-12	
Turnovers	9	Jeremy Lin	at NYK	17-Feb-12	
Blocked Shots	6	Two Times (Kendrick Perkins/Greg Stiemsma)			

\*Denotes Number of Overtime Periods

Hornets - Top Team Performances

Points

108	at Indiana	21-Feb-12*
105	vs. Sacramento	11-Apr-12
105	vs. Houston	19-Apr-12*
103	vs. Phoenix	22-Feb-12

Rebounds

60	at Sacramento	1-Jan-12
57	vs. Phoenix	30-Jan-12
57	vs. Houston	19-Apr-12*
56	at Cleveland	22-Feb-12

FG Percentage

.576	vs. L.A. Clippers	(34-59)	22-Mar-12
.559	vs. Sacramento	(38-68)	11-Apr-12
.551	vs. Utah	(38-69)	13-Apr-12
.545	at Sacramento	(42-77)	7-Mar-12

Assists

32	vs. Phoenix	1-Feb-12
31	vs. Golden State	21-Mar-12
29	at New Jersey	17-Mar-12
28	at Minnesota	10-Mar-12

Steals

14	vs. Orlando	27-Jan-12
14	vs. Utah	13-Feb-12
14	at New York	17-Feb-12
11	at Dallas	7-Jan-12

FT Percentage

1.000	vs. L.A. Lakers	(10-10)	9-Apr-12
1.000	vs. Memphis	(21-21)	15-Apr-12
.952	at Oklahoma City	(20-21)	25-Jan-12
.952	at Portland	(20-21)	29-Mar-12
.923	vs. San Antonio	(12-13)	23-Jan-12

Hornets - Top Individual Performances

Points

31	Eric Gordon	at SAS	6-Apr-12
30	Jarrett Jack	vs. LAL	14-Mar-12*
27	Marco Belinelli	at POR	29-Mar-12
27	Chris Kaman	vs. UTA	13-Feb-12
26	Jason Smith	vs. MIN	7-Apr-12
26	Trevor Ariza	at DET	4-Feb-12

Rebounds

17	Gustavo Ayon	at CLE	22-Feb-12
17	Emeka Okafor	vs. DAL	21-Jan-12
16	Chris Kaman	vs. CHA	12-Mar-12
16	Emeka Okafor	vs. PHX	30-Dec-11

Assists

12	Greivis Vasquez	vs. PHX	1-Feb-12
11	Jarrett Jack	at UTA	2-Jan-12
11	Jarrett Jack	vs. PHI	4-Jan-12
11	Jarrett Jack	vs. GSW	21-Mar-12

\*Denotes Number of Overtime Periods

Opponents- Top Team Performances

Points

128	at San Antonio	6-Apr-12
120	vs. Phoenix	1-Feb-12
117	at Indiana	21-Feb-12*
110	at Denver	9-Mar-12

Rebounds

56	at Houston	26-Apr-12
53	at Houston	19-Jan-12*
50	at Chicago	28-Feb-12
49	vs. Indiana	3-Mar-12

FG Percentage

.607	at San Antonio	(51-84)	6-Apr-12
.562	at Denver	(41-73)	9-Mar-12
.551	at Miami	(43-78)	30-Jan-12
.547	vs. San Antonio	(41-75)	23-Jan-12

Assists

33	at Denver	9-Mar-12
31	at San Antonio	6-Apr-12
29	vs. Chicago	8-Feb-12
28	at L.A. Lakers	31-Mar-12
28	vs. San Antonio	23-Jan-12

Steals

14	at L.A. Clippers	26-Mar-12
13	at L.A. Clippers	22-Apr-12
13	vs. Sacramento	11-Apr-12
13	at Sacramento	7-Mar-12

FT Percentage

.909	vs. Phoenix	(20-22)	30-Dec-11
.905	at Phoenix	(19-21)	1-Apr-12
.900	vs. Golden State	(9-10)	21-Mar-12
.889	at Milwaukee	(16-18)	15-Feb-12

Opponents- Top Individual Performances

Points

34	Kevin Love	vs. MIN	13-Jan-12
33	Chris Paul	at LAC	22-Apr-12
33	Kobe Bryant	vs. LAL	14-Mar-12
32	Kevin Martin	at HOU	19-Jan-12
32	Derrick Rose	at CHI	28-Feb-12

Rebounds

19	DeMarcus Cousins	vs. SAC	6-Feb-12
18	Andrew Bynum	vs. LAL	14-Mar-12
17	Samuel Dalembert	at HOU	19-Jan-12
16	Channing Frye	vs. PHX	30-Dec-11

Assists

17	Tony Parker	vs. SAS	23-Jan-12
14	Steve Nash	at PHX	1-Apr-12
13	Chris Paul	at LAC	22-Apr-12
13	Goran Dragic	at HOU	26-Aor-12

## Division Records

	Record	Home	Road	OT
OVERALL	21-45	11-22	10-23	1-3
Atlantic	3-2	1-2	2-0	0-0
Central	2-5	0-2	2-3	0-1
Southeast	2-4	1-3	1-1	0-0
EASTERN	7-11	2-7	5-4	0-1
Southwest	3-11	3-4	0-7	1-1
Northwest	6-11	4-5	2-6	0-0
Pacific	5-12	2-6	3-6	0-1
WESTERN	14-34	9-15	5-19	1-2

## Team Winning & Losing Streaks

	Overall	Home	Road
Longest Winning	4	4	2
Longest Losing	9	9	6

## Win/Loss Margins

Margins	1	2	3	4	5	6	7	8	9	10	11	12	13	14	15
Won:	1	2	1	1	2	3	1	2	2	0	1	0	2	0	1
Lost:	1	6	2	2	0	3	3	5	4	3	1	4	1	1	2
Margins	16	17	18	19	20	21	22	23	24	25	26	27	28	29	30
Won:	0	0	0	1	0	0	0	0	0	0	1	0	0	0	0
Lost:	1	2	1	0	0	0	1	1	0	1	0	0	0	0	0
Margins	31	32	33	34	35	36	37	38	39	40	41	42	43	44	45+
Won:	0	0	0	0	0	0	0	0	0	0	0	0	0	0	0
Lost:	0	0	0	0	0	0	0	0	0	0	0	0	0	0	0

## Home Attendance

Games	33
Total	498,618
Average	15,110
High	18,315
Sellouts	5

## Monthly Record

	Won	Lost
Dec.	2	1
Jan.	2	16
Feb.	4	10
Mar.	5	12
Apr.	8	6

Team Record When...

Equal or outrebound opponent	15-21	<b>Scoring</b>			
Bench equals or outscores opponent bench	8-21		<b>-100</b>	<b>100+</b>	<b>110+</b>
Lead at halftime	13-18	Hornets	17-40	4-5	0-0
Tied at halftime	2-1	Opponents	21-29	0-16	0-4
Trail at halftime	6-26				
Lead or tied after third	17-12				
Trail after third	4-33	<b>Shooting</b>			
Shoot equal or better than opponent	21-13		<b>-40%</b>	<b>40-49%</b>	<b>50-59%</b>
Outshot by opponent	0-32	Hornets	1-11	12-27	8-8
Grab 50 or more rebounds	4-3	Opponents	8-3	13-30	0-11
Grab 40 or more rebounds	14-20				
Grab less than 40 rebounds	7-25				
Shoot more free throws than opponent	9-17	<b>Back-to-Back Games</b>			
Shoot equal or fewer free throws	12-28	<b>1st</b>	<b>2nd</b>	<b>Win 2</b>	<b>Lost 2</b>
Commit more turnovers than opponent	9-31	3-15	6-12	1	9
Commit equal or fewer turnovers	12-14				

Offense	Overall		Home		Road	
	Games	Record	Games	Record	Games	Record
+100	9	4-5	5	2-3	4	2-2
<100 points:	57	17-40	28	9-19	29	8-21
<b>Defense</b>						
+100	16	0-16	7	0-7	9	0-9
<100 points:	50	21-29	26	11-15	24	10-14

Scoring By Quarter

	1st	2nd	1st Half	3rd	4th	2nd Half	OT	Total
Hornets	1,524	1,497	3,021	1,442	1,413	2,885	40	5,916
Average	23.1	22.7	45.8	21.8	21.4	43.3	10.0	89.6
Opponents	1,582	1,506	3,088	1,554	1,417	3,025	51	6,164
Average	24.0	22.8	46.8	23.5	22.3	45.8	12.8	93.4

Starters/Bench Scoring

	Points	Average	Percentage
Starters	3,912	59.3	66.1
Bench	2,004	30.4	33.9

Starters/Bench Scoring Highs & Lows

	High			Low		
Starters	85	at Portland	29-Mar-12	31	at LA Clippers	26-Mar-12
Bench	54	at LA Clippers	26-Mar-12	7	at New York	20-Feb-12

Player	Minutes	Field Goals	Free Throws	Rebounds		Total	Assists	Steals	Turnovers	Blocked Shots	Points
				Offensive	Defensive						
AL-FAROUC AMINU -----	44C(2) APR. 26 at HOU	7T MAR. 26 at LA-C	6T FEB. 4 at DET	6C MAR. 2 vs DAL	12C JAN. 7 at DAL	12C JAN. 7 at DAL	5T JAN. 9 at DEN	4C (2) MAR. 31 at LA-L	4T (4) APR. 24 at GSW	4C MAR. 21 vs. GSW	17 APR. 19 vs. HOU
TREVOR ARIZA -----	46 (3) FEB. 15 at MIL	10 FEB. 17 at NYK	6 (2) MAR. 15 vs. WAS	3 (4) FEB. 22 at CLE	8 (3) FEB. 28 at CHI	9 (3) MAR. 12 vs. CHA	7 (2) JAN. 30 at MIA	4 (3) MAR. 14 vs LA-L	5 JAN. 18 vs MEM	2 (6) MAR. 26 at LA-C	26 FEB. 4 at DET
GUSTAVO AYON -----	39C MAR. 24 vs. SAS	8C JAN. 25 at OKC	4C (3) MAR. 15 vs WAS	6C FEB. 22 at CLE	11C FEB. 22 at CLE	17C FEB. 22 at CLE	5C (2) MAR. 24 vs. SAS	4C MAR. 12 vs. CHA.	4C (2) MAR. 26 at LA-C	4C APR. 24 at GSW	16C (2) MAR. 15 vs. WAS
MARCO BELINELLI -----	45C MAR. 29 at POR	9 (3) APR. 24 at GSW	8T APR. 11 vs SAC	3T DEC. 30 vs. PHO	7 (2) APR. 1 at PHO	10C DEC. 30 vs. PHO	6T MAR. 28 at GSW	3T (3) APR. 24 at GSW	3 (7) MAR. 29 at POR	1T (5) APR. 26 at HOU	27T MAR. 29 at POR
JEROME DYSON -----	41C APR. 26 at HOU	6C APR. 26 at HOU	14C APR. 18 at MEM	1C (2) APR. 26 at MEM	3C (4) APR. 19 vs. HOU	4C APR. 19 vs. HOU	5C APR. 11 vs. SAC	3C (2) APR. 26 at HOU	4C APR. 26 at HOU	1C (2) APR. 26 at HOU	24C APR. 18 at MEM
JEFF FOOTE -----	23C MAR. 9 at DEN	2C MAR. 9 at DEN	0C	1C MAR. 12 vs CHA	4C MAR. 9 at DEN	4C MAR. 9 at DEN	0C	0C	1C (2) MAR. 14 vs. LA-L	1C MAR. 14 vs. LA-L	4C MAR. 9 at DEN
ERIC GORDON -----	39 (2) JAN. 4 vs. PHI	11 (2) APR. 13 vs UTAH	8 (3) APR. 22 at LA-C	1 (2) APR. 7 vs MIN	5 JAN. 4 vs. PHI	6 JAN. 4 vs. PHI	6 APR. 13 vs UTAH	3 (3) APR. 19 vs. HOU	6 APR. 22 at LA-C	2 JAN. 4 vs PHI	31 APR. 6 vs SAS
XAVIER HENRY -----	27 MAR. 29 at POR	8T MAR. 2 vs. DAL	6T FEB. 28 at CHI	3C (2) MAR. 3 vs IND	5C (2) APR. 16 at CHA	6C (4) APR. 16 at CHA	3T FEB. 8 vs. CHI	2T (5) APR. 9 vs. LA-L	5C APR. 18 at MEM	1T (8) APR. 16 at CHA	19C MAR. 2 vs DAL
JARRETT JACK -----	45 MAR. 22 vs. LA-C	13T MAR. 14 vs. LA-L	9 JAN. 16 vs POR	2 (5) FEB. 29 vs TOR	10C MAR. 21 vs. GSW	10C MAR. 21 vs GSW	11 (3) MAR. 21 vs. GSW	2 (7) MAR. 22 vs. LA-C	8C JAN. 1 at SAC	2T (3) MAR. 14 vs. LA-L	30 MAR. 14 vs. LA-L
CARLDELL JOHNSON -----	17C JAN. 7 at DAL	3C JAN. 7 at DAL	1C DEC. 28 vs. BOS	1C JAN. 11 vs. OKC	2C (2) FEB. 2 at SAS	2C (3) FEB. 2 at SAS	5C FEB. 2 at SAS	2C FEB. 2 at SAS	2C JAN. 7 at DAL	0C	9C JAN. 7 at DAL
CHRIS JOHNSON POR.-N.O.	26 MAR. 31 at LA-L	4C MAR. 26 at LA-C	4 JAN. 6 at PHO	4 MAR. 31 at LA-L	4 (2) MAR. 31 at LA-L	8 MAR. 31 at LA-L	1T (2) MAR. 31 at LA-L	4C MAR. 31 at LA-L	2T (3) MAR. 28 at GSW	2 (2) MAR. 9 at BOS	11C MAR. 26 at LAC
CHRIS JOHNSON N.O	26 MAR. 31 at LA-L	4C MAR. 26 at LA-C	3 MAR. 26 at LA-C	4 MAR. 31 at LA-L	4 (2) MAR. 31 at LA-L	8 MAR. 3 at LA-L	1T MAR. 31 at LA-L	4C MAR. 31 at LA-L	2T (2) MAR. 28 at GSW	1 MAR. 28 at GSW	11C MAR. 26 at LA-C
TREY JOHNSON -----	12 JAN. 4 vs. PHI	2 JAN. 1 at SAC	3 JAN. 14 at MEM	2C JAN. 1 at SAC	2 (2) JAN. 7 at DAL	3T JAN. 7 at DAL	3 JAN. 2 at UTAH	1T JAN. 4 vs. PHI	1 (5) JAN. 18 vs. MEM	0	5 JAN. 14 at MEM
SOLOMON JONES LA-C-N.O.	25 FEB. 21 at IND	5 (2) MAR. 3 vs. IND	5 FEB. 29 vs. TOR	5 JAN. 25 at LA-L	5 (2) MAR. 3 vs IND	9 MAR. 3 vs IND	2 (2) MAR. 3 vs. IND	2T JAN. 22 vs. TOR	4T FEB. 17 at NYK	2 (3) FEB. 22 at CLE	12 MAR. 3 vs. IND
SOLOMON JONES N.O.	25 FEB. 21 at IND	5 (2) MAR. 3 vs. IND	56 FEB. 29 vs. TOR	4 MAR. 3 vs. IND	5 (2) MAR. 3 vs IND	9 MAR. 3 vs IND	2 (2) MAR. 3 vs. IN	1 (5) MAR. 7 at SAC	4T FEB. 17 at NYK	2 FEB. 22 at CLE	12 MAR. 3 vs. IND
CHRIS KAMAN -----	46 MAR. 7 at SAC	12 FEB. 13 vs. UTAH	6 FEB. 17 at NYK	6 (2) FEB. 22 at CLE	14 MAR. 12 vs CHA	16 MAR. 12 vs CHA	8C MAR. 7 at SAC	2 (4) MAR. 15 vs. WAS	7T MAR. 22 vs. LAC	5 (2) APR. 9 vs. LA-L	27 FEB. 13 vs. UTAH
CARL LANDRY -----	38 APR. 19 vs. HOU	9 (3) APR. 19 vs HOU	11 JAN. 25 at OKC	6 APR. 19 vs HOU	10C (2) APR. 15 vs MEM	12T APR. 16 at CHA	5C APR. 9 vs LA-L	2 (2) JAN. 19 at HOU	5 MAR. 24 vs. SAS	1 (12) APR. 18 at MEM	24 MAR. 29 at POR

# 2011-12 SEASON

PLAYER	MINUTES	FIELD GOALS	FREE THROWS	OFFENSIVE	---- REBOUNDS ---- DEFENSIVE	TOTAL	ASSISTS	STEALS	TURNOVERS	BLOCKED SHOTS	POINTS
EMEKA OKAFOR -----	39 FEB. 10 vs POR	8 JAN. 13 vs MIN	7 FEB. 6 vs SAC	8 DEC. 30 vs PHO	11 JAN. 21 vs DAL	17 JAN. 21 vs. DAL	5T FEB. 1 vs PHO	3 JAN. 27 vs ORL	3 (4) FEB. 10 vs. POR	5 DEC. 28 vs. BOS	19 FEB. 6 vs. SAC
DONALD SLOAN -----	22 FEB. 15 at MIL.	3 FEB. 10 vs. POR	1 (2) FEB. 15 at MIL	1 (2) FEB. 15 at MIL	1 FEB. 13 vs. UTAH	2 FEB. 13 vs. UTAH	4 FEB. 15 at MIL	1 (2) FEB. 15 at MIL	3 FEB. 15 vs MIL	0	7 FEB. 10 vs. POR
JASON SMITH -----	37C MAR. 31 at LA-L	12C APR. 7 vs MIN	5 MAR. 29 at POR	5C (3) APR. 7 vs MIN	8C MAR. 31 at LA-L	10C (4) APR. 15 vs. MEM	4C (2) APR. 15 vs. MEM	3T (2) APR. 7 vs MIN	5C APR. 11 vs SAC	3 (4) APR. 22 at LA-C	26C APR. 7 vs MIN
DAJUAN SUMMERS -----	30 JAN. 16 vs. POR	5T JAN. 13 vs. MIN	2 (2) JAN. 30 at MIA	2T (2) FEB. 4 at DET	4T JAN. 29 vs ATL	4 JAN. 29 vs ATL	2T (3) FEB. 2 at SAS	3C JAN. 21 vs DAL	2 (2) JAN. 16 vs. POR	0	11 JAN. 13 vs. MIN
LANCE THOMAS -----	46C APR. 26 at HOU	4C (3) APR. 22 at LA-C	12C MAR. 9 at DEN	5C MAR. 31 at LA-L	6C APR. 26 at HOU	8C (2) APR. 26 at HOU	3C APR. 16 at CHA	1C (10) APR. 26 at HOU	2C (6) APR. 26 at HOU	2C (3) APR. 26 at HOU	18C MAR. 9 at DEN
GREIVIS VASQUEZ -----	43C MAR. 29 at POR	8C APR. 16 at CHA	7C FEB. 6 vs. SAC	2T (4) APR. 24 at GSW	6C (3) APR. 19 vs. HOU	6T (7) APR. 24 at GSW	12C FEB. 1 vs PHO	5C FEB. 10 vs POR	7C APR. 18 at MEM	2C JAN. 11 vs. OKC	20C (3) APR. 16 at CHA
DARRYL WATKINS -----	42C APR. 26 at HOU	3C APR. 26 at HOU	7C APR. 26 at HOU	6C APR. 18 at MEM	9C APR. 26 at HOU	13C APR. 18 at MEM	1C (3) APR. 26 at HOU	3C APR. 26 at HOU	4T APR. 26 at HOU	2C APR. 18 at MEM	13C APR. 26 at HOU
HORNETS High Games -----	265 (4) APR. 19 vs. HOU	44 MAR. 14 vs. LA-L	31 APR. 18 at MEM	24 DEC. 30 vs PHO	44 APR. 19 vs. HOU	60 JAN. 1 at SAC	32 FEB. 1 vs. PHO	14 (3) FEB. 17 at NYK	29 MAR. 26 at LAC	12 DEC. 28 vs. BOS	108 FEB. 21 at IND
HORNETS Low Games -----	240 (62) APR. 26 at HOU	26 (3) APR. 16 at CHA	5 MAR. 31 at LA-L	4 JAN. 30 at MIA	21 (2) APR. 6 at SAS	25 JAN. 30 at MIA	10 DEC. 26 at PHO	3 (5) MAR. 24 vs SAS	7 APR. 9 vs LA-L	0 (2) APR. 15 vs MEM	67 FEB. 8 vs. CHI
OPPONENTS High Games -----	265 (4) APR. 19 vs. HOU	51 APR. 6 at SAS	34 APR. 22 at LA-C	22 (2) MAR. 22 vs LA-C	40 (2) APR. 26 at HOU	56 APR. 26 at HOU	33 MAR. 9 at DEN	14 MAR. 26 at LA-C	23 JAN. 27 vs ORL	13 FEB. 20 at OKC	128 APR. 6 at SAS
OPPONENTS Low Games -----	240 (62) APR. 26 at HOU	23 APR. 16 at CHA	5 MAR. 12 vs CHA	4 (3) JAN. 27 vs ORL	17 MAR. 26 at LA-C	23 MAR. 26 at LA-C	11 JAN. 13 vs. MIN	2 APR. 9 vs LA-L	7 MAR. 24 vs SAS	0 MAR. 22 vs LA-C	67 (2) APR. 16 at CHA

"C" indicates a new career-high, "T" a tied career-high.

Numbers in parentheses indicate the number of games in which a player or team has reached a given total (if more than one).

## Leadership

	Pts	Reb	Ast	Points			Reb	Ast	Double-Doubles		
				10+	20+	30+			Pt/Ast	Pt/Reb	20/10
Al-Farouq Aminu	2	10	0	14	0	0	3	0	0	2	0
Trevor Ariza	6	4	3	20	5	0	0	0	0	0	0
Gustavo Ayon	0	9	2	11	0	0	5	0	0	2	0
Marco Belinelli	10	2	0	44	9	0	1	0	0	0	0
Jerome Dyson	2	0	1	2	1	0	0	0	0	0	0
Eric Gordon	8	0	3	9	5	1	0	0	0	0	0
Xavier Henry	0	1	0	6	0	0	0	0	0	0	0
Jarrett Jack	16	1	27	38	11	1	1	5	5	1	1
Carl Dell Johnson	0	0	1	0	0	0	0	0	0	0	0
Chris Johnson	0	0	0	1	0	0	0	0	0	0	0
Trey Johnson	0	0	0	0	0	0	0	0	0	0	0
Solomon Jones	0	1	0	3	0	0	0	0	0	0	0
Chris Kaman	10	21	2	35	10	0	16	0	0	15	6
Carl Landry	8	10	0	27	7	0	6	0	0	6	3
Emeka Okafor	1	12	0	14	0	0	6	0	0	5	0
Jason Smith	4	8	0	18	2	0	4	0	0	4	1
DaJuan Summers	0	0	0	2	0	0	0	0	0	0	0
Lance Thomas	1	2	0	4	0	0	0	0	0	0	0
Greivis Vasquez	4	2	38	30	3	0	0	6	6	0	1
Darryl Watkins	0	2	0	1	0	0	2	0	0	1	0


\* leaderships include ties

## Games Missed Due to Illness or Injury

Player	G	Reason	W	L	Player	G	Reason	W	L
Trevor Ariza	11	Coach's Decision	6	5	Trey Johnson	6	Coach's Decision	1	5
	8	Groin Strain	1	7		1	Inactive	0	1
	4	Sore Right Ankle	1	3	Chris Kaman	6	Bruised Left Tibia	3	3
	2	Illness	1	1		5	Organizational Decision	1	4
Gustavo Ayon	4	Coach's Decision	0	4		5	Illness	1	4
	3	Inactive	2	1		2	Sprained Left Ankle	0	2
	3	Personal (Birth of Child)	1	2		1	Inactive	0	1
	1	Concussion	0	1	Carl Landry	23	Sprained MCL	8	15
	1	Sore Left Foot	0	1		2	Sprained Right Ankle	0	2
Jeff Foote	2	Coach's Decision	1	1	Emeka Okafor	39	Sore Left Knee	17	22
Eric Gordon	51	Bruised Right Knee	12	36	Lance Thomas	3	Coach's Decision	3	0
	4	Rest	2	2	Donald Sloan	7	Coach's Decision	2	5
	3	Personal	0	3	Jason Smith	20	Concussion	6	14
	2	Lower Back Tightness	1	1		3	Personal	1	2
Xavier Henry	11	Resolving Ankle Sprain	1	10		2	Suspension	0	2
	5	Coach's Decision	0	5		1	Sprained Left Ankle	1	0
Jarrett Jack	13	Stress Fracture Right Foot	8	5	DaJuan Summers	9	Effusion, Right Knee	2	7
	6	Bruised Left Knee	2	4		1	Coach's Decision	0	1
	1	Sore Right Ankle	0	1	<b>TOTALS</b>	<b>288</b>		<b>93</b>	<b>195</b>
	1	Suspension	1	0					
Carl Dell Johnson	10	Coach's Decision	1	9					
Chris Johnson	8	Concussion	6	2					
	1	Coach's Decision	0	1					



# TEAM HISTORY



# TEAM HISTORY

## NEW ORLEANS HORNETS GET #1 PICK IN THE 2012 NBA DRAFT LOTTERY



# TEAM HISTORY

## Hornets Year-by-Year

Season	Coach	Regular Season			Conference Finish	NBA Playoffs		
		W	L	Pct.		W	L	Pct.
1988-89	Dick Harter	20	62	.244	12th/Eastern	—	—	—
1989-90	Dick Harter, 8-32							
	Gene Littles, 11-31	19	63	.232	14th/Western	—	—	—
1990-91	Gene Littles	26	56	.317	12th Eastern	—	—	—
1991-92	Allan Bristow	31	51	.378	11th/Eastern	—	—	—
1992-93	Allan Bristow	44	38	.537	5th/Eastern	4	5	.444
1993-94	Allan Bristow	41	41	.500	9th/Eastern	—	—	—
1994-95	Allan Bristow	50	32	.610	4th/Eastern	1	3	.250
1995-96	Allan Bristow	41	41	.500	9th/Eastern	—	—	—
1996-97	Dave Cowens	54	28	.659	6th/Eastern	0	3	.000
1997-98	Dave Cowens	51	31	.622	4th/Eastern	4	5	.444
1998-99	Dave Cowens, 4-11							
	Paul Silas, 22-13	26	24	.520	9th/Eastern	—	—	—
1999-2000	Paul Silas	49	33	.598	4th/Eastern	1	3	.250
2000-01	Paul Silas	46	36	.561	6th/Eastern	6	4	.600
2001-02	Paul Silas	44	38	.537	4th/Eastern	4	5	.444
2002-03	Paul Silas	47	35	.573	5th/Eastern	2	4	.333
2003-04	Tim Floyd	41	41	.500	5th/Eastern	3	4	.429
2004-05	Byron Scott	18	64	.220	15th/Western	—	—	—
2005-06	Byron Scott	38	44	.463	10th/Western	—	—	—
2006-07	Byron Scott	39	43	.476	10th/Western	—	—	—
2007-08	Byron Scott	56	26	.683	2nd/Western	7	5	.583
2008-09	Byron Scott	49	33	.598	7th/Western	1	4	.200
2009-10	Byron Scott , 3-6	3	6	.333				
	Jeff Bower, 34-39	37	45	.451	11th/Western	—	—	—
2010-11	Monty Williams	46	36	.561	7th/Western	2	4	.333
2011-12	Monty Williams	21	45	.318	15th/Western	—	—	—
Totals		934	986	.486		35	49	.417

## Hornets All-Time Head Coaches

Name	Tenure	Games	Won	Lost	Pct.
Dick Harter	1988-89 through 1989-90	122	28	94	.230
Gene Littles	1989-90 through 1990-91	124	37	87	.298
Allan Bristow	1991-92 through 1995-96	410	207	203	.505
Dave Cowens	1996-97 through 1998-99	179	109	70	.609
Paul Silas	1998-99 through 2002-03	363	208	155	.573
Tim Floyd	2003-04	82	41	41	.500
Byron Scott	2004-05 through 2009-10	419	203	216	.484
Jeff Bower	2009-10	73	34	39	.466
Monty Williams	2010-Present	148	67	81	.453

## Hornets All-Time Basketball Executives

Name	Title	Year
Carl Scheer	President & General Manager	1988-89
Carl Scheer	President & General Manager	1988-90
Allan Bristow	Vice President of Basketball Operations	1990-91
Dave Twardzik	Director of Player Personnel	1991-92
Dave Twardzik	Director of Player Personnel	1992-93
Dave Twardzik	Director of Player Personnel	1993-94
Dave Twardzik	Director of Player Personnel	1994-95
Bob Bass	Vice President of Basketball Operations	1995-96
Bob Bass	Vice President of Basketball Operations	1996-97
Bob Bass	Executive Vice President of Basketball Operations	1997-98
Bob Bass	Executive Vice President of Basketball Operations	1998-99
Bob Bass	Executive Vice President of Basketball Operations	1999-00
Bob Bass	Executive Vice President of Basketball Operations	2000-01
Bob Bass	Executive Vice President of Basketball Operations	2001-02
Bob Bass	Executive Vice President of Basketball Operations	2002-03
Bob Bass	Executive VP of Basketball Operations/General Manager	2003-04
Allan Bristow	General Manager	2004-05
Jeff Bower	General Manager	2005-06
Jeff Bower	General Manager	2006-07
Jeff Bower	General Manager	2007-08
Jeff Bower	General Manager	2008-09
Jeff Bower	General Manager	2009-10
Dell Demps	Sr. VP of Basketball Operations and General Manager	2010-11
Dell Demps	Sr. VP of Basketball Operations and General Manager	2011-12

## Hornets All-Time Assistant Coaches

Name	Tenure
Randy Ayers	2010-Present
Johnny Bach	1994-95 through 1995-96
Ed Badger	1988-89 through 1989-90
James Borrego	2010-2012
Jeff Bower	1999-00, 2003-04
Jim Clemons	2004-05 through 2005-06
Bob Donewald Jr.	2001-02 through 2002-03
T.R. Dunn	1991-92 through 1996-97
Jerry Eaves	1999-2000 through 2000-01
Tim Floyd	2009-10
Bryan Gates	2010-Present
Kenny Gattison	2003-04 through 2008-09
Alvin Gentry	2003-04
Dave Hanners	2011-Present
Bill Hanzlik	1991-92 through 1995-96
Brian Hill	2001-02 through 2002-03
Gene Littles	1988-89 through 1989-90
Michael Malone	2010-2011
David Miller	2005-06 through 2006-07
Tom Nissalke	1990-91
Mark Osowski	1996-97 through 1999-2000
Robert Pack	2009-10
Charlie Parker	2006-07 through 2009-10
Mike Pratt	1989-90 through 1990-91
Paul Pressey	2007-08 through 2009-10
Lee Rose	1996-97 through 2000-01
Paul Silas	1997-98 through 1998-99
Stephen Silas	2000-01 through 2002-03
Jan van Breda Kolff	2003-04
Fred Vinson	2010-Present
Darrell Walker	2004-05 through 2007-08
Rob Werdann	2009-10

**Record: 46-36    West: 27-25    East: 19-11    Division: 9-7    Home: 28-13    Road: 18-23    Overtime: 4-2**

**Head Coach:** Monty Williams, Notre Dame  
**Lead Assistant Coach:** Michael Malone, Loyola (Md.)  
**Assistant Coaches:** Randy Ayers, Miami (Ohio); James Borrego, San Diego; Bryan Gates, Boise State; Fred Vinson, Georgia Tech  
**Trainer:** John Ishop, Texas

Player	G	GS	MIN	FG	FGA	PCT	3FG	FGA	PCT	FT	FTA	PCT	OFF	DEF	TOT	AST	PF	DQ	STL	TO	BLK	PTS	AVG
West	70	70	2451	528	1040	.508	2	9	.222	264	327	.807	155	374	529	164	202	1	67	142	62	1322	18.9
Paul	80	80	2880	430	928	.463	71	183	.388	337	384	.878	38	289	327	782	196	0	188	177	5	1268	15.8
Landry (TOT)	76	26	2008	345	687	.502	0	4	.000	213	288	.740	165	182	347	63	196	1	40	109	32	903	11.9
Landry (NOH)	23	10	602	107	203	.527	0	1	.000	58	73	.795	38	56	94	13	71	1	10	27	12	272	11.8
Ariza	75	75	2600	303	762	.398	82	271	.303	138	197	.701	61	347	408	162	180	0	120	118	31	826	11.0
Belinelli	80	69	1957	302	691	.437	134	324	.414	98	125	.784	17	134	151	92	146	0	38	77	6	836	10.4
Okafor	72	72	2287	300	524	.573	0	1	.000	145	258	.562	230	454	684	42	230	4	40	119	127	745	10.3
Green	77	13	1674	270	609	.443	54	155	.348	78	100	.780	22	139	161	74	143	0	36	67	13	672	8.7
Jack (TOT)	83	15	1722	260	637	.408	33	108	.306	182	214	.850	20	153	173	242	102	0	54	110	6	735	8.9
Jack (NOH)	70	2	1375	212	515	.412	29	84	.345	142	168	.845	14	117	131	183	77	0	40	76	6	595	8.5
Thornton	46	0	745	137	334	.410	35	93	.376	50	66	.758	25	106	131	43	50	0	19	37	4	359	7.8
Stojakovic	6	0	89	14	33	.424	11	25	.440	6	7	.875	0	6	6	6	2	0	2	4	0	45	7.5
Bayless	11	0	149	17	49	.347	3	14	.214	13	17	.765	2	13	15	28	16	0	2	17	1	50	4.5
Smith	77	6	1102	136	307	.443	0	2	.000	59	70	.843	89	152	241	36	150	0	26	53	32	331	4.3
Gray	41	6	531	56	99	.566	0	0	–	17	34	.500	59	112	171	16	96	2	11	32	12	129	3.1
Pondexter	66	6	734	73	180	.406	18	50	.360	24	34	.706	23	65	88	28	63	0	17	16	10	188	2.8
Andersen (TOT)	40	0	373	56	121	.463	8	23	.348	14	22	.636	20	64	84	13	40	0	5	22	9	134	3.4
Andersen (NOH)	29	0	223	33	74	.446	5	13	.385	7	15	.467	12	38	50	6	29	0	2	14	6	78	2.7
Mbenga	41	0	330	23	49	.469	0	0	–	13	18	.722	35	51	86	6	52	0	6	21	27	59	1.4
Pavlovic	4	1	50	2	11	.182	0	5	.000	0	0	–	0	6	6	6	4	0	0	1	4	4	1.0
Ewing Jr.	7	0	19	0	5	.000	0	2	.000	3	4	.750	1	1	2	2	1	0	0	1	1	3	0.4
Mensah-Bonsu	7	0	35	1	3	.333	0	0	–	0	0	–	3	8	11	2	11	0	0	2	0	2	0.3
HORNETS	82	–	19830	29																			

ATION • HUSTLE • TAKE IT STRONG TO THE HOOP • CONTEST JUMPSHOTS • NO OPEN LAYUPS • NEVER GIVE UP • COMMITMENT • NON-NEGOTIABLES • ROLL TO THE BASKET • TRUST EACH OTHER • STAY FOCUSED • REBOUND • COMMITMENT • LEADERSHIP • FINISH FAST BREAKS • EXCITEMENT • COMPETITIVE FIRE  
ITIONING • GET BACK ON DEFENSE • BE AGGRESSIVE • STUDY YOUR OPPONENT • NO EMPTY POSSESSIONS • STAY FOCUSED • REBOUND • WORK HARD • NON-NEGOTIABLES • CRASH THE BOARDS • DEFEND THE PAINT • RESPECT THE GAME • BOX OUT • BE ALERT ON DEFENSE • CONTEST JUMPSHOTS • PREPARATION • HUSTLE  
SES • NEVER TAKE A PLAY OFF • DEDICATION • PLAY AS A TEAM • HEART AND INTENSITY • DEFEND THE PAINT • RESPECT THE GAME • NO TURNOVERS • BE ALERT ON DEFENSE • CONTEST JUMPSHOTS • PREPARATION • HUSTLE • ROLL TO THE BASKET • TRUST EACH OTHER • STAY FOCUSED  
LES • ROLL TO THE BASKET • TRUST EACH OTHER • OVERCOME ADVERSITY • PLAY UNDER CONTROL • HIT THE OPEN MAN • LEADERSHIP • FINISH FAST BREAKS • EXCITEMENT • COMPETITIVE FIRE • FIGHT • FEED THE POST • PLAY UNDER CONTROL • HIT THE OPEN MAN • LEADERSHIP • FINISH FAST BREAKS  
RK HARD • NO EMPTY POSSESSIONS • CRASH THE BOARDS • TAKE THE CHARGE • PLAY WITH PASSION • BOX OUT • DON'T MESS WITH THE GAME • TAKE THE OPEN SHOT • MAKE GOOD PASSES • NEVER TAKE A PLAY OFF • DEDICATION • LEADERSHIP • STAY FOCUSED  
TO THE HOOP • CONTEST JUMPSHOTS • NO OPEN LAYUPS • NEVER GIVE UP • COMMITMENT • NON-NEGOTIABLES • ROLL TO THE BASKET • TRUST EACH OTHER • OVERCOME ADVERSITY • FUNDAMENTALS • WORK HARD • PLAY AS A TEAM • HEART AND INTENSITY • DEFEND THE PAINT • RESPECT THE GAME • NO TURNOVERS  
• GET BACK ON DEFENSE • BE AGGRESSIVE • STUDY YOUR OPPONENT • FUNDAMENTALS • STAY FOCUSED • REBOUND • WORK HARD • NO EMPTY POSSESSIONS • CRASH THE BOARDS • TAKE THE CHARGE • STUDY YOUR OPPONENT • NEVER GIVE UP • HIT THE OPEN MAN • LEADERSHIP • FINISH FAST BREAKS

# TEAM HISTORY

6	Date	H/A	W/L	Opp	NOH/Opp	Record	Streak	New Orleans High Scorer	New Orleans High Rebounder	New Orleans High Assist	Opponent High Scorer	Attn
1	10/27	H	W	MIL	95-91	1-0	W1	West 22	Okafor 9	Paul 16	Delfino 19	15,039
2	10/29	H	W	DEN	101-95	2-0	W2	Paul 18	Okafor 8	Paul 7	Anthony 24	12,474
3	10/30	A	W	SAS	99-90	3-0	W3	Paul 25	Paul/Thornton 7	Paul 5	Binobili 23	18,581
4	11/3	A	W	HOU	107-99	4-0	W4	Paul 25	Okafor/Smith/West 9	Paul 8	Brooks/ Martin 18	13,484
5	11/05	H	W	MIA	96-93	5-0	W5	Okafor 36	Okafor 13	Paul 19	Wade 28	17,988
6	11/6	A	W	MIL	87-81	6-0	W6	West 25	Paul 9	Paul 6	Bogut 19	16,731
7	11/9	H	W	LAC	101-82	7-0	W7	Green 19	Okafor 7	Bayless 9	Aminu 20	12,479
8	11/13	H	W	POR	107-87	8-0	W8	Paul/West 18	Okafor 13	Paul 13	Batum 16	14,706
9	11/15	A	L	DAL	95-98	8-1	L1	Paul 22	Okafor 9	Paul 9	Terry 26	19,712
10	11/17	H	W	DAL	99-97	9-1	W1	Paul 20	Okafor 10	Paul 11	Nowitzki 29	13,828
11	11/19	H	W	CLE	108-101	10-1	L1	West 34	West 11	Paul 10	Jamison 20	14,755
12	11/21	A	W	SAC	75-71	11-1	W1	West 17	Okafor 12	Paul 14	Greene 15	12,003
13	11/22	A	L	LAC	99-95	11-2	L1	West 30	Okafor 12	Paul 6	Griffin 24	17,787
14	11/24	A	L	UTA	87-105	11-3	L2	Paul 17	Okafor 10	Paul 9	Williams 26	19,237
15	11/26	A	W	POR	97-78	12-3	W1	Green 19	Okafor 9	Paul 13	Roy 27	20,452
16	11/28	H	L	SAS	95-109	12-4	L1	West 23	Paul/ West 7	Paul 7	Binobili 23	12,449
17	11/29	A	L	OKC	89-95	12-5	L2	West 20	Okafor 11	Paul 14	Durant 26	18,203
18	12/1	H	W	CHA	89-73	13-5	W1	West 22	Okafor 13	Paul 14	Wallace 18	10,866
19	12/3	H	L	NYK	92-100	13-6	L1	Ariza 21	Okafor 14	Paul 10	Felton 17	14,020
20	12/5	A	L	SAS	84-109	13-7	L2	Paul 16	Paul/Smith/West 5	Paul 8	Parker 19	17,571
21	12/8	H	W	DET	93-74	14-7	W1	West 25	Ariza/Smith 7	Paul 14	Gordon 19	10,823
22	12/10	H	L	OKC	92-97	14-8	L1	West 24	West 13	Paul 7	Westbrook 29	14,428
23	12/12	A	L	PHI	70-88	14-9	L2	Paul 25	Ariza 10	Paul 3	Williams	13,884
24	12/13	A	L	MIA	96-84	14-10	L3	West 26	West 12	Paul 5	Wade 32	19,600
25	12/15	H	W	SAC	94-91	15-10	W1	Paul 22	Okafor/West 9	Paul 11	Evans 22	13,325
26	12/17	H	W	UTH	100-71	16-10	W2	West 23	Okafor 11	Paul 10	Millsap 14	14,414
27	12/19	A	L	DET	108-111	16-11	L1	West 32	Okafor 12	Paul 10	Prince 28	16,452
28	12/20	A	L	IND	93-94	16-12	L2	Okafor 19	Okafor 15	Jack 6	Granger 27	12,271
29	12/22	H	W	NUN	105-91	17-12	W1	Okafor 21	Okafor10	Paul 14	Harris 21	15,423
30	12/26	H	W	ATL	93-86	18-12	W2	Paul 22	Okafor 15	Paul 8	Johnson 23	15,626
31	12/27	A	L	MIN	98-113	18-13	L1	West 23	Okafor 8	Paul 13	Beasley 30	11,679
32	12/29	H	L	LAL	88-103*	18-14	L2	Paul 20	Okafor 7	Paul 7	Odum 24	18,018
33	12/31	A	W	BOS	83-81	19-14	W1	Paul 20	Okafor 13	Paul 11	Robinson 18	18,624
34	1/1	A	W	WAS	92-81	20-14	W2	Ariza 22	Okafor 15	Paul 11	Young 24	16,026
35	1/3	H	W	PHI	84-77	21-14	W3	West 17	Okafor/west 8	Paul 5	Brad 14	13,433
36	1/5	H	L	GSW	103-110	21-15	L1	Paul 24	Ariza/ Okafor 10	Paul 13	Ellis 29	13,532
37	1/7	A	L	LAC	101-97	21-16	L2	West 23	Okafor 13	Paul 10	Brayant 25	18,997
38	1/9	A	W	DEN	96-87	22-16	W1	Paul 20	Okafor 13	Paul 6	Harrington 20	16,283
39	1/12	H	W	ORL	92-89	23-16	W2	Thornton 22	Okafor 14	Paul 13	Howard 29	13,688
40	1/14	A	W	HOU	110-105*	24-16	W3	West 29	Okafor 15	Paul 8	Lowry 28	13,616
41	1/15	A	W	CHA	88-81	25-16	W4	West 26	Okafor 10	Ariza/Paul 4	Jackson/Wallace 15	17,486
42	1/17	H	W	TOR	85-81	26-16	W5	West 23	Okafor 16	Paul 11	DeRozan 23	15,155
43	1/19	H	W	MEM	103-102*	27-16	W6	Paul 20	Okafor/West 11	Paul 12	Conley/Gay 22	15,951
44	1/21	A	W	ATL	100-59*	28-16	W 7	Paul 16	Okafor 12	Paul 8	Crawford 14	14,875
45	1/22	H	W	SAS	96-72	29-16	W 8	Thornton 18	Okafor 12	Paul 6	Splitter	18,023
46	1/24	H	W	OKC	91-89	30-16	W 9	Paul 24	Okafor 9	Paul 9	Durant 22	17,233
47	1/26	A	W	GSW	112-103	31-16	W10	West 22	Ariza/Okafor 7	Paul 17	Ellis 26	18,108
48	1/29	A	L	SAC	96-102	31-17	L1	West 21	West 7	Paul 7	Cousins 25	14,534
49	1/30	A	L	PHO	102-104	31-18	L2	Paul 26	Thornton 10	Paul 12	Gortat 25	17,921
50	2/1	H	W	WAS	97-89	32-18	W1	Smith 20	West/Paul 9	Paul 9	Young 30	13,921
51	2/2	A	L	OKC	93-104	32-19	L1	West 20	West 15	Paul 5	Durant 43	17,849
52	2/5	H	L	LAL	95-101	32-20	L2	Paul 21	West 12	Paul 15	Gasol 34	18,426
53	2/7	H	L	MIN	92-104	32-21	L3	West 18	Gray 8	Paul 13	Love 27	13,401
54	2/9	A	L	NUN	101-103*	32-22	L4	West 32	West 15	Paul 11	Vujacic 25	13,316
55	2/11	A	W	ORL	99-93	33-22	W1	Green 24	West 17	Paul 7	Howard 20	18,944
56	2/12	H	L	CHI	88-97	33-23	L1	Thornton 24	Mbenga/Gray 6	Paul 6	Rose 23	17,831
57	2/15	A	L	GSW	89-102	33-24	L2	Belinelli/West 15	West 7	Paul 10	Ellis 21	18,276
58	2/16	A	L	POR	96-103	33-25	L3	West 27	Ariza 9	Paul 9	Aldridge 34	20,650
59	2/23	H	W	LAC	98-87	34-25	W1	West 22	West 8	Paul 10	Griffin 21	17,537
60	2/25	A	W	MIN	95-81	35-25	W2	Ariza 18	Okafor 7	Paul 8	Johnson/ Ridnour 22	16,965
61	2/27	H	L	HOU	89-91	35-26	L1	Jack 21	Okafor 14	Paul 12	Martin 33	17,466
62	3/1	A	L	TOR	90-96	35-27	W2	West 19	West 10	Paul 5	Calderon 22	14,704
63	3/2	A	L	NYK	88-107	35-28	L2	Thornton 24	Okafor 8	Paul 10	Douglas/Stoudemire 24	19,763
64	3/4	A	W	MEM	98-91	36-28	W1	Paul 23	Landry 10	Paul 14	Randolph 20	15,367
65	3/6	A	W	CLE	96-81	37-28	W2	West 23	Okafor/West 7	Paul 11	Davis 17	18,754
66	3/7	A	L	CHI	77-85	37-29	L1	Jack 23	West 11	Jack/West 7	Rose 24	21,997
67	3/9	H	W	DAL	93-92	38-29	W1	Belinelli/Jack 21	West 10	Jack 7	Nowitzki 26	14,472
68	3/12	H	W	SAC	115-103	39-29	W2	Paul 33	West 9	Paul 15	Thornton 25	15,530
69	3/14	H	L	DEN	103-114	39-30	L1	Paul 27	Okafor 7	Paul 10	Lawson 23	11,782
70	3/16	H	W	PHO	100-95	40-30	W1	Paul 26	Okafor 11	Paul 9	Dudley 25	13,758
71	3/19	H	L	BOS	85-89	40-31	L1	West 32	Okafor 11	Paul 15	Allen /Davis 20	18,018
72	3/24	A	W	UTH	121-117*	41-31	W1	West 29	Ariza 9	Paul 12	Millsap 33	18,840
73	3/25	A	W	PHO	106-100	42-31	W2	Paul 22	Okafor 12	Paul 7	Gortat/Hill 18	18,422
74	3/27	A	L	LAL	84-102	42-32	L1	Landry 24	Okafor 11	Paul 9	Bryant 30	18,997
75	3/30	H	W	POR	95-91	43-32	W1	Landry 21	Okafor 10	Paul 12	Aldridge 24	12,575
76	4/1	H	L	MEM	81-93	43-33	L1	Landry 19	Okafor 10	Paul 13	Randolph 28	16,561
77	4/3	H	W	IND	108-96	44-33	W1	Ariza 19	Okafor 17	Paul 8	Dunleavy 15	13,898
78	4/6	H	W	HOU	101-93	45-33	W2	Paul 28	Landry/Paul 9	Paul 10	Martin 21	12,728
79	4/8	H	W	PHO	109-97	46-33	W3	Green 31	Ariza 8	Paul 12	Dudley 18	14,950
80	4/10	A	L	MEM	89-111	46-34	L1	Belinelli 18	Okafor 7	Paul 10	Mayo 18	17,041
81	4/11	H	L	UTH	78-90	46-35	L2	Paul 15	Gray 9	Jack 6	Harris/ Miles 18	12,558
82	4/13	A	L	DAL	89-121	46-36	L3	Jack 22	Gray 10	Paul 8	Nowitzki 32	20,366

\* - overtime

**Record: 37-45    West: 26-26    East: 11-19    Division: 7-9    Home: 24-17    Road: 13-28    Overtime: 3-3**

No.	Player	Position	Height	Weight	Birthdate	College/Country	Yrs Pro
2	Darren Collison	G	6-0	160	Aug. 23, 1987	UCLA	1
1	Ike Diogu	F	6-9	250	Sept. 11, 1983	Arizona State	5
34	Aaron Gray	C	7-0	270	Dec. 7, 1984	Pittsburgh	3
4	Sean Marks	F/C	6-10	250	Aug. 23, 1975	California	9
50	Emeka Okafor	F/C	6-10	260	Sept. 28, 1982	Connecticut	6
3	Chris Paul	G	6-0	190	May 6, 1985	Wake Forest	5
24	Morris Peterson	G	6-7	220	Aug. 26, 1977	Michigan State	10
41	James Posey	F	6-8	217	Jan. 13, 1977	Xavier (Ohio)	11
9	Darius Songaila	F	6-9	255	Feb. 14, 1978	Wake Forest	7
16	Peja Stojakovic	F	6-10	235	June 9, 1977	Belgrade, Serbia	12
5	Marcus Thornton	G	6-4	205	June 5, 1987	Louisiana State	1
30	David West	F	6-9	240	Aug. 29, 1980	Xavier (Ohio)	7
32	Julian Wright	F	6-8	225	May 20, 1987	Kansas	3

**Assistant Coaches:** Paul Pressey, Tulsa; Charlie Parker, Findlay (Ohio); Rob Werdann, St. John's; Robert Pack, Southern California  
**Trainer:** Terry Kofler, Xavier

Player	G	GS	MIN	FG	FGA	PCT	3FG	FGA	PCT	FT	FTA	PCT	OFF	DEF	TOT	AST	PF	DQ	STL	TO	BLK	PTS	AVG
West	81	81	2949	619	1226	.505	7	27	.259	296	342	.865	164	441	605	239	233	0	76	173	60	1541	19.0
Paul	45	45	1712	314	637	.493	52	127	.409	161	190	.847	20	171	191	480	118	2	96	112	8	841	18.7
Thornton	73	17	1872	398	883	.451	117	313	.374	144	177	.814	72	139	211	114	127	0	58	76	11	1057	14.5
Stojakovic	62	55	1947	278	688	.404	132	352	.375	96	107	.897	39	188	227	92	83	0	48	56	5	784	12.6
Collison	76	37	2109	376	789	.477	46	115	.400	148	174	.851	41	151	192	432	92	0	78	202	4	946	12.4
Okafor	82	82	2370	348	656	.530	0	0	-	154	274	.562	251	491	742	55	218	1	54	111	127	850	10.4
D. Brown	39	37	967	128	325	.394	54	147	.367	69	86	.802	27	82	109	58	62	0	30	57	5	379	9.7
Songaila	75	1	1410	241	488	.494	1	6	.167	60	74	.811	59	173	232	70	206	1	62	81	14	543	7.2
Peterson	46	39	973	116	301	.385	62	171	.363	33	54	.611	17	109	126	41	81	0	25	27	5	327	7.1
B. Brown	22	0	328	60	152	.395	17	66	.258	8	8	1.000	1	17	18	46	28	0	9	24	1	145	6.6
Posey	77	2	1731	126	345	.365	81	242	.335	66	80	.825	32	297	329	117	204	1	42	51	19	399	5.2
Wright	68	14	871	116	232	.500	2	6	.333	25	41	.610	58	86	144	41	45	0	29	44	18	259	3.8
Gray (TOT)	32	0	311	42	82	.512	0	0	-	20	28	.714	45	61	106	22	54	0	9	18	11	104	3.3
Gray (NOH)	24	0	261	34	61	.557	0	0	-	18	21	.857	40	50	90	20	44	0	9	17	11	86	3.6
Armstrong	18	0	239	19	50	.380	0	0	-	13	28	.464	17	44	61	16	44	1	8	13	8	51	2.8
Marks	14	0	75	4	8	.500	0	0	-	2	5	.400	14	9	23	2	17	0	0	2	3	10	0.7
Hart (TOT)	5	0	22	1	2	.500	0	0	-	0	0	-	0	2	2	6	4	0	2	3	1	2	0.4
Hart (NOH)	4	0	17	1	1	1.000	0	0	-	0	0	-	0	2	2	5	4	0	1	3	1	2	0.5
HORNETS	82	-	19830	3178	6842	.464	571	1572	.363	1293	1661	.778	852	2450	3302	1828	1606	6	625	1103	300	8220	100.2
OPPONENTS	82	-	19830	3250	6730	.483	539	1517	.355	1383	1841	.751	870	2586	3456	1925	1597	10	574	1177	367	8422	102.1

# TEAM HISTORY

## Game-by-Game

G	Date	H/A	W/L	Opp	NOH/Opp	Record	Streak	New Orleans High Scorer	New Orleans High Rebounder	New Orleans High Assist	Opponent High Scorer	Attnd
1	10/28	A	L	SAS	96-113	0-1	L1	Paul 26	Okafor 10	Paul 9	Parker 17	18,581
2	10/30	H	W	SAC	97-92	1-1	W1	Paul 31	Okafor 13	Paul 4	Evans 22	17,306
3	11/1	A	L	BOS	87-97	1-2	L1	Stojakovic 26	Okafor 10	Paul 8	Pierce 27	18,624
4	11/2	A	L	NYK	111-117	1-3	L2	Paul 32	Okafor 10	Paul 13	Lee 28	19,763
5	11/4	H	W	DAL	114-107*	2-3	W1	Paul 39	Okafor 13	Paul 7	Terry 35	13,566
6	11/6	H	L	TOR	90-107	2-4	L1	Paul 21	Okafor 8	Paul 18	Bosh 27	15,010
7	11/8	A	L	LAL	88-104	2-5	L2	Paul 15	Okafor 14	Paul 9	Bryant 28	18,997
8	11/9	A	W	LAC	112-84	3-5	W1	D. Brown 25	West 9	Paul 10	R. Davis/Kaman/Butler 14	14,760
9	11/11	A	L	PHO	104-124	3-6	L1	Paul 25	D. Brown 5	Paul 6	Stoudemire 21	16,517
10	11/13	H	L	POR	78-86	3-7	L2	Thornton 20	West 10	Paul 8	Aldridge 20	14,742
11	11/14	A	L	ATL	98-121	3-8	L3	Stojakovic 25	Okafor/West 12	B. Brown 7	Johnson 26	18,572
12	11/17	H	W	LAC	110-102	4-8	W1	West 24	Okafor 14	Collison 6	Thornton 30	13,116
13	11/19	H	W	PHO	110-103	5-8	W2	Stojakovic 25	Stojakovic 13	Collison/D. Brown/West 5	Stoudemire 23	14,520
14	11/21	H	W	ATL	96-88	6-8	W3	Collison 22	Okafor/West 10	Collison 11	Crawford 20	15,933
15	11/22	A	L	MIA	101-102	6-9	L1	Thornton 24	West 9	B. Brown 7	Wade 31	16,500
16	11/25	H	W	MIL	102-99*	7-9	W1	West 27	Okafor 13	Collison 8	Ridnour 23	14,315
17	11/29	A	L	SAC	96-112	7-10	L1	West 24	Okafor 11	Collison 6	Rodriguez 24	11,548
18	12/1	A	L	LAL	99-110	7-11	L2	Collison 20	Okafor 12	D. Brown 8	Bynum 21	18,997
19	12/4	H	W	MIN	98-89	8-11	W1	D. Brown 19	Okafor 13	Paul 15	Jefferson 20	14,720
20	12/8	H	W	SAC	96-94	9-11	W2	West 24	Okafor/West 12	Paul 12	Evans 25	13,140
21	12/9	A	W	MIN	97-96	10-11	W3	Stojakovic 21	Okafor/West 6	Paul 14	Gomes 21	12,056
22	12/11	H	L	NYK	96-113	10-12	L1	West 20	West 7	Paul 13	Harrington 28	15,569
23	12/14	A	L	DAL	90-94	10-13	L2	Paul 20	Okafor/Posey 5	Paul 16	Barea 23	19,737
24	12/16	H	W	DET	95-87	11-13	W1	West 32	West 12	Paul 12	Stuckey 26	13,196
25	12/18	H	W	DEN	98-92	12-13	W2	Paul 30	Okafor 12	Paul 19	Smith 25	14,453
26	12/20	A	L	TOR	92-98	12-14	L1	West 21	West 12	Paul 7	Bosh 25	15,790
27	12/23	H	W	GSW	108-102	13-14	W1	Paul 20	Okafor 14	Paul 7	Ellis 35	14,391
28	12/26	A	L	CHI	85-96	13-15	L1	D. Brown 22	Okafor 9	Paul 7	Thomas 21	22,008
29	12/29	A	L	HOU	100-108	13-16	L2	West 44	West 12	Paul 10	Brooks 27	18,187
30	12/30	H	W	MIA	95-91	14-16	W1	West 21	Okafor 14	Paul 9	Wade 22	17,301
31	1/2	H	W	HOU	99-95	15-16	W2	Paul 28	Okafor 16	Paul 9	Ariza 19	16,020
32	1/4	A	W	UTA	91-87	16-16	W3	D. Brown 30	West 9	Paul 9	Boozer 18	19,911
33	1/6	A	W	OKC	97-92	17-16	W4	West 19	Okafor/West 8	Paul 13	Durant 27	17,836
34	1/8	H	W	NUN	103-99	18-16	W5	West 32	Okafor 13	Paul 18	Lee 28	15,555
35	1/10	A	W	WAS	115-110	19-16	W6	Paul 26	Okafor 7	Paul 14	Jamison 32	14,753
36	1/11	A	L	PHI	92-96	19-17	L1	Okafor 20	West 13	Paul 14	Iguodala/Brand 18	11,518
37	1/13	H	W	LAC	108-94	20-17	W1	Okafor 21	West 8	Paul 15	B. Davis 19	14,348
38	1/15	A	L	DET	104-110*	20-18	L1	West 25	West 9	Paul 14	Hamilton 32	17,446
39	1/16	A	W	IND	101-96	21-18	W1	West 24	Okafor 12	Paul 11	Hibbert 27	13,376
40	1/18	H	L	SAS	90-97	21-19	L1	Paul/West 18	Posey 10	Paul 9	Parker 25	16,549
41	1/20	H	W	MEM	113-111	22-19	W1	Paul/West 21	West 13	Paul 13	Gay 26	14,238
42	1/22	A	W	MIN	96-94	23-19	W2	Paul 23	Okafor 10	Paul 9	Jefferson 25	17,010
43	1/23	A	L	DEN	110-116*	23-20	L1	Paul 26	Okafor 10	Paul 10	Anthony 30	19,807
44	1/25	A	W	POR	98-97	24-20	W1	Paul 24	Okafor 9	Paul 12	Howard/Aldridge 16	20,249
45	1/27	A	W	GSW	123-110	25-20	W2	Paul 38	Okafor/West 12	Paul 9	Watson 23	16,308
46	1/29	H	L	CHI	106-108*	25-21	L1	West 29	West 14	Paul 12	Deng 26	16,578
47	1/30	A	W	MEM	109-102*	26-21	W1	West 22	Okafor 10	Collison 18	Gasol/Randolph 25	12,317
48	2/1	H	L	PHO	100-109	26-22	L1	Thornton 25	Posey/West 8	Collison 14	Stoudemire 25	13,874
49	2/3	H	L	OKC	99-103	26-23	L2	Thornton 22	Okafor 12	Collison 9	Durant 30	12,884
50	2/5	H	L	PHI	94-101	26-24	L3	Stojakovic 23	Posey 10	Posey 6	Young 19	15,162
51	2/6	A	W	CHA	104-99	27-24	W1	Collison 24	Posey 8	Peterson/Collison/West 4	Jackson 26	19,164
52	2/8	A	L	ORL	117-123	27-25	L1	Stojakovic 29	Stojakovic 9	Collison 9	Carter 48	17,461
53	2/10	H	W	BOS	93-85	28-25	W1	Collison 25	Peterson 10	Collison 9	Pierce 15	14,848
54	2/17	H	L	UTA	90-98	28-26	L1	Stojakovic/Collison 24	Okafor 10	Collison 9	Millsap 24	13,561
55	2/19	H	W	IND	107-101	29-26	W1	West 29	Okafor/Collison 13	Collison 12	Granger 29	15,644
56	2/21	H	W	HOU	102-94	30-26	W2	West 27	Okafor 11	Collison 9	Budinger 18	14,504
57	2/23	A	L	CLE	95-105	30-27	L1	Thornton 37	Posey 9	Collison 10	James/O'Neal 20	20,562
58	2/24	A	L	MIL	95-115	30-28	L2	Thornton 25	West 9	Collison 9	Bogut 26	11,936
59	2/26	H	W	ORL	100-93	31-28	W1	West 40	West 10	Collison 7	Howard 26	16,954
60	2/28	A	L	DAL	100-108	31-29	L1	Collison 35	Okafor 17	West 6	Nowitzki 36	19,911
61	3/1	H	L	SAS	92-106	31-30	L2	Thornton 30	West 9	Collison 15	Hill 23	13,655
62	3/3	H	L	MEM	100-104	31-31	L3	Thornton 24	Stojakovic 9	Collison 14	Conley 26	14,347
63	3/5	A	L	SAS	91-102	31-32	L4	Collison 32	West 9	West 7	Parker 20	18,581
64	3/8	H	W	GSW	135-131	32-32	W1	West/Thornton 28	West 13	Collison 20	Morrow/Williams 28	13,889
65	3/10	A	L	OKC	83-98	32-33	L1	West 33	Gray 7	Collison 9	Durant 29	18,203
66	3/12	H	L	DEN	95-102	32-34	L2	West 30	Okafor 9	Collison 10	Anthony 32	17,220
67	3/14	A	L	PHO	106-120	32-35	L3	Thornton 28	Okafor 12	Collison 10	Stoudemire 36	18,218
68	3/15	A	W	LAC	108-100	33-35	W1	West 24	Okafor 14	Collison 14	Butler 19	15,617
69	3/17	A	L	GSW	121-131	33-36	L1	West 36	West 15	Collison 14	Tolliver 30	17,155
70	3/18	A	L	DEN	80-93	33-37	L2	Collison/Thornton 15	Okafor 10	Collison 6	Anthony 26	19,155
71	3/20	A	L	UTA	86-106	33-38	L3	Thornton 22	Gray 11	Collison 6	Millsap 22	18,766
72	3/22	H	W	DAL	115-99	34-38	W1	Thornton 28	Okafor/West 6	West 10	Terry 24	14,047
73	3/24	H	L	CLE	92-105	34-39	L1	Thornton 20	Okafor 10	Paul/Collison 7	James 38	18,008
74	3/27	H	L	POR	101-112	34-40	L2	Collison 22	Gray 6	Paul 10	Roy 28	16,475
75	3/29	H	W	LAL	108-100	35-40	W1	West 20	Okafor 13	Paul 13	Bryant 31	18,206
76	3/31	H	L	WAS	91-96	35-41	L1	West 18	Gray 7	Paul 9	Miller 27	14,634
77	4/2	A	L	MEM	96-107	35-42	L2	Thornton 19	West 9	Paul 8	Mayo 27	15,043
78	4/3	A	L	NUN	87-115	35-43	L3	West 25	Thornton 8	Paul/West 6	Douglas-Roberts	14,698
79	4/7	H	L	CHA	103-104	35-44	L4	Thornton 36	Okafor 9	Collison 9	Jackson 29	13,333
80	4/9	H	L	UTA	103-114	35-45	L5	Collison 28	Okafor 8	Collison/Thornton 7	Williams 27	16,624
81	4/11	H	W	MIN	114-86	36-45	W1	Okafor 23	West 12	Collison 11	Gomes 18	14,931
82	4/14	A	W	HOU	123-115	37-45	W2	West 35	West 10	Collison 11	Ariza 26	18,191

\* - overtime

**Record: 49-33    West: 30-22    East: 19-11    Division: 9-7    Home: 28-13    Road: 21-20    Overtime: 1-2**

**Head Coach:** Byron Scott, Arizona State  
**Assistant Coaches:** Kenny Gattison, Old Dominion; Paul Pressey, Tulsa; Charlie Parker, Findlay  
**Trainer:** Terry Kofler, Xavier

Player	G	GS	MIN	FG	FGA	PCT	3FG	FGA	PCT	FT	FTA	PCT	OFF	DEF	TOT	AST	PF	DQ	STL	TO	BLK	PTS	AVG
Paul	78	78	3002	631	1255	.503	64	176	.364	455	524	.868	69	363	432	861	212	1	216	231	10	1781	22.8
West	76	76	2982	610	1292	.472	6	25	.240	367	415	.884	160	486	646	173	207	1	49	163	68	1593	21.0
Stojakovic	61	59	2089	287	719	.399	145	384	.378	93	104	.894	44	220	264	75	101	1	52	51	3	812	13.3
Butler	82	74	2614	348	803	.433	140	359	.390	86	110	.782	49	222	271	75	159	1	51	59	61	922	11.2
Posey	75	0	2140	216	524	.412	116	314	.369	120	146	.822	38	324	362	82	216	1	58	79	21	668	8.9
Chandler	45	45	1445	160	283	.565	0	0	—	77	133	.579	163	230	393	22	144	2	15	70	56	397	8.8
Brown	63	5	869	111	313	.355	28	97	.289	78	100	.780	31	88	119	54	81	1	32	54	5	328	5.2
Armstrong	70	29	1092	138	246	.561	0	2	.000	62	98	.633	81	114	195	29	181	1	26	80	45	338	4.8
Peterson	43	9	515	73	183	.399	33	85	.388	12	19	.632	13	71	84	16	51	0	15	15	2	191	4.4
Wright	54	19	772	109	234	.466	2	21	.095	17	30	.567	46	106	152	43	49	0	35	43	19	237	4.4
Daniels (TOT)	74	9	1021	99	236	.419	22	60	.367	80	100	.800	5	72	77	177	55	0	26	62	1	300	4.1
Daniels (NO)	61	4	733	81	191	.424	17	49	.347	55	67	.821	5	50	55	130	41	0	19	49	1	234	3.8
Marks	60	5	838	80	165	.485	2	10	.200	30	44	.682	62	125	187	14	121	0	7	35	33	192	3.2
Ely	31	4	373	37	95	.389	0	0	—	23	36	.639	30	34	64	18	58	0	2	23	9	97	3.1
Bowen	21	3	219	22	38	.579	0	0	—	3	5	.600	10	14	24	9	37	0	14	5	5	47	2.2
HORNETS	82	-	19755	2911	6366	.457	556	1526	.364	1479	1833	.807	802	2453	3255	1609	1665	9	593	1029	338	7857	95.8
OPPONENTS	82	-	19755	2851	6329	.450	575	1625	.354	1453	1879	.773	822	2459	3281	1649	1675	9	476	1089	290	7730	94.3

ATION • HUSTLE • TAKE IT STRONG TO THE HOOP • CONTEST JUMPSHOTS • NO OPEN LAYUPS • NEVER GIVE UP • COMMITMENT • NON-NEGOTIABLES • ROLL TO THE BASKET • TRUST EACH OTHER • STAY FOCUSED • REBOUND • COMMITMENT • LEADERSHIP • FINISH FAST BREAKS • EXCITEMENT • COMPETITIVE FIRE  
ITIONING • GET BACK ON DEFENSE • BE AGGRESSIVE • STUDY YOUR OPPONENT • NO EMPTY POSSESSIONS • STAY FOCUSED • REBOUND • WORK HARD • NON NEGOTIABLES • CRASH THE BOARDS • DEFEND THE PAINT • RESPECT THE GAME • BOX OUT • BE ALERT ON DEFENSE • CONTEST JUMPSHOTS • PREPARATION • HUSTLE  
SES • NEVER TAKE A PLAY OFF • DEDICATION • PLAY AS A TEAM • HEART AND INTENSITY • DEFEND THE PAINT • RESPECT THE GAME • NO TURNOVERS • BE ALERT ON DEFENSE • CONTEST JUMPSHOTS • PREPARATION • HUSTLE • ROLL TO THE BASKET • TRUST EA  
BLES • ROLL TO THE BASKET • TRUST EACH OTHER • OVERCOME ADVERSITY • PLAY UNDER CONTROL • HIT THE OPEN MAN • LEADERSHIP • FINISH FAST BREAKS • EXCITEMENT • COMPETITIVE FIRE • FIGHT • FEED THE POST • PLAY UNDER CONTROL • HIT THE OP  
RK HARD • NO EMPTY POSSESSIONS • CRASH THE BOARDS • TAKE THE CHARGE • PLAY WITH PASSION • BOX OUT • DON'T MESS WITH THE GAME • TAKE THE OPEN SHOT • MAKE GOOD PASSES • NEVER TAKE A PLAY OFF • DEDICATION • LEADERSHIP • STAY FOCUSED  
TO THE HOOP • CONTEST JUMPSHOTS • NO OPEN LAYUPS • NEVER GIVE UP • COMMITMENT • NON-NEGOTIABLES • ROLL TO THE BASKET • TRUST EACH OTHER • OVERCOME ADVERSITY • FUNDAMENTALS • WORK HARD • PLAY AS A TEAM • HEART AND INTENSITY • DEFEND THE PAINT • RESPECT THE GAME • NO TURNOVERS  
• GET BACK ON DEFENSE • BE AGGRESSIVE • STUDY YOUR OPPONENT • FUNDAMENTALS • STAY FOCUSED • REBOUND • WORK HARD • NO EMPTY POSSESSIONS • CRASH THE BOARDS • TAKE THE CHARGE • STUDY YOUR OPPONENT • NEVER GIVE UP • HIT THE OPEN MAN • LEADERSHIP • FINISH FAST BREAKS

# TEAM HISTORY

## Game-by-Game

G	Date	H/A	W/L	Opp	NOK/Opp	Record	Streak	New Orleans High Scorer	New Orleans High Rebounder	High Assist	Opponent High Scorer	Attn'd
1	10/29	A	W	GSW	108-103	1-0	W1	West 24	Chandler 16	Paul 11	Maggette 27	19,128
2	10/30	A	W	PHO	108-95	2-0	W2	Peterson 21	Paul 8	Paul 10	Nash 24	18,422
3	11/1	H	W	CLE	104-92	3-0	W3	West 25	Posey 6	Paul 15	Ilgauskas 18	18,150
4	11/5	H	L	ATL	79-87	3-1	L1	Paul 22	West/Chandler 7	Paul 11	Johnson 24	16,030
5	11/7	A	L	CHA	89-92	3-2	L2	Paul/Stojakovic 20	Paul/Stojakovic 7	Paul 10	Richardson/Felton 20	13,435
6	11/8	H	W	MIA	100-89	4-2	W1	Paul/West 21	Chandler 10	Paul 13	Wade 30	17,701
7	11/12	H	L	LAL	86-93	4-3	L1	Paul 30	West 12	Paul 13	Bryant/Fisher 20	18,239
8	11/14	H	W	POR	88-82	5-3	W	West 18	Chandler 7	Paul 9	Roy 21	16,071
9	11/15	A	L	HOU	86-91	5-4	L1	West 18	West 10	Paul 12	Ming 21	18,303
10	11/19	H	L	SAC	96-105	5-5	L2	West 22	Chandler 10	Paul 15	Salmons 29	15,533
11	11/21	A	W	OKC	105-80	6-5	W1	West 19	West 8	Paul 6	Durant 17	19,136
12	11/22	H	W	OKC	109-97	7-5	W2	West 33	Paul 10	Paul 16	Durant 30	16,023
13	11/24	A	W	LAC	99-87	8-5	W3	West 27	Paul 10	Paul 17	Gordon 25	14,956
14	11/27	A	W	DEN	105-101	9-5	W4	Paul 22	West 8	Paul 10	Smith 32	15,563
15	11/28	A	L	POR	86-101	9-6	L1	Stojakovic 21	Chandler/Paul 6	Paul 6	Roy 25	20,638
16	12/3	H	W	PHO	104-91	10-6	W1	Paul/Stojakovic 24	West 14	Paul 15	Stoudemire 26	15,804
17	12/6	H	W	MEM	106-87	11-6	W2	Paul 21	Posey 7	Paul 11	Gasol 21	16,822
18	12/10	H	W	CHA	105-89	12-6	W3	Stojakovic/West 17	Chandler 11	Paul 15	Augustin 28	15,750
19	12/12	A	L	BOS	82-94	12-7	L1	West 23	West 14	Paul 14	Pierce 28	18,624
20	12/14	A	W	TOR	99-91	13-7	W1	West 29	Posey 10	Paul 12	Bosh 25	18,537
21	12/16	A	W	MEM	91-84	14-7	W2	Paul/West 18	Chandler 6	Paul 9	Gay 28	10,231
22	12/17	H	W	SAS	90-83	15-7	W3	West 21	Chandler 11	Paul 12	Parker 20	16,593
23	12/20	H	w	SAC	99-90	16-7	W4	Paul 34	Chandler 8	Paul 9	Salmons 26	16,869
24	12/23	H	L	LAL	87-100	16-8	L1	Butler/Paul 17	Chandler 10	Paul 10	Bryant 26	18,405
25	12/25	A	L	ORL	68-88	16-9	L2	West 13	West 7	Paul 4	Turkoglu 20	17,461
26	12/26	H	W	HOU	88-79	17-9	W1	Paul 26	Chandler 12	Paul 10	Ming 19	18,326
27	12/28	A	W	IND	105-103	18-9	W2	Paul 19	West 10	Paul 12	Granger 34	14,374
28	12/30	H	W	WAS	97-85	19-9	W3	Butler 21	Chandler 11	Paul 16	Jamison 22	18,021
29	1/2	A	W	POR	92-77	20-9	W4	West 25	Paul 7	Paul 11	Fernandez 19	20,708
30	1/3	A	L	DEN	100-105	20-10	L1	Paul 30	West 8	Paul 11	Anthony 22	19,614
31	1/6	A	W	LAL	116-105	21-10	W1	West 40	West 11	Paul 15	Bryant 39	18,997
32	1/7	A	L	UTA	90-116	21-11	L1	Paul 26	West 6	Paul 7	Millsap 27	19,911
33	1/9	H	W	LAC	107-80	22-11	W1	Butler 27	Chandler 11	Paul 7	Gordon/Collins 15	17,815
34	1/12	H	L	NYK	95-101	22-12	L1	West 25	West 14	Paul 7	Lee 24	16,177
35	1/14	A	W	DAL	104-97	23-12	W1	Paul 33	Chandler 14	Paul 11	Terry 28	19,947
36	1/16	A	L	CLE	78-92	23-13	L1	West 23	Chandler 9	Paul 6	James 29	20,562
37	1/17	A	W	DET	91-85	24-13	W1	Paul 23	Chandler 11	Paul 14	Hamilton 19	22,076
38	1/19	H	W	IND	103-100	25-13	W2	Paul 27	Ely 6	Paul 9	Granger 30	17,237
39	1/21	H	W	NJN	102-92	26-13	W3	Paul 29	Stojakovic 10	Paul 8	Carter 20	14,748
40	1/23	A	L	MIN	108-116	26-14	L1	Posey 24	Marks 7	Paul 12	Jefferson/Foye 24	18,224
41	1/26	H	W	PHI	101-86	27-14	W1	Paul 27	Paul 10	Paul 14	Young 22	16,131
42	1/28	H	W	DEN	94-81	28-14	W2	Stojakovic 26	Posey 9	Paul 10	Martin 22	15,792
43	1/30	H	L	GSW	87-91	28-15	L1	Paul 31	West 15	Paul 8	Maggette 19	17,738
44	1/31	A	L	SAS	93-106	28-16	L2	Paul 38	West 10	Paul 4	Parker 25	18,797
45	2/2	H	L	POR	89-97	28-17	L3	West 25	West 8	Paul 13	Aldridge 22	14,781
46	2/4	H	L	CHI	93-107	28-18	L4	Stojakovic/West 24	West 14	Brown 7	Rose21	16,270
47	2/6	H	W	TOR	101-92	29-18	W1	Stojakovic 28	West 10	West/Daniels 6	O'Neal 24	17,319
48	2/8	H	W	MIN	101-97	30-18	W2	Butler 23	Butler 8	Daniels 7	Jefferson 25	16,046
49	2/9	A	L	MEM	80-85	30-19	L1	Stojakovic 23	Brown 9	Daniels 4	Mayo 22	10,896
50	2/11	H	L	BOS	77-89	30-20	L2	West 15	West 8	Paul/Daniels 5	Pierce 30	18,080
51	2/17	A	W	OKC	100-98	31-20	W1	West 37	West 13	Paul 8	Durant 47	18,593
52	2/18	H	W	ORL	117-85	32-20	W2	Paul 36	West/Ely 8	Paul 10	Lewis 17	16,651
53	2/20	A	L	LAL	111-115*	32-21	L1	Butler 31	West 16	Paul 16	Bryant 39	18,997
54	2/21	A	L	UTA	88-102	32-22	L2	Paul 24	Stojakovic 11	Paul 7	Okur 25	19,911
55	2/23	A	W	SAC	112-105	33-22	W1	Paul 27	Chandler 10	Paul 13	Martin 32	11,633
56	2/25	H	W	DET	90-87	34-22	W2	West 30	Chandler 17	Paul 13	Hamilton 30	17,215
57	2/27	H	W	MIL	95-94	35-22	W3	West 28	West 12	Paul 20	Jefferson 22	17,621
58	3/1	A	W	NJN	99-96	36-22	W4	West 32	Chandler 12	Paul 9	Carter/Harris 26	15,509
59	3/2	A	W	PHI	98-91	37-22	W5	West 30	Posey 12	Paul 12	Iguodala 30	14,299
60	3/5	H	W	DAL	104-88	38-22	W6	Paul 27	Chandler 11	Paul 15	Nowitzki 27	17,230
61	3/7	H	W	OKC	108-90	39-22	W7	Paul 21	West 12	Paul 13	Westbrook 24	18,114
62	3/9	A	L	ATL	79-89	39-23	L1	Paul 24	West 20	Paul 10	Johnson 30	14,204
63	3/11	A	W	WAS	109-98	40-23	W1	Paul 30	Chandler/Paul 10	Paul 13	Jamison 25	15,255
64	3/13	A	W	MIL	95-86	41-23	W2	Paul 30	Chandler 17	Paul 9	Jefferson 27	15,701
65	3/14	A	L	CHI	79-97	41-24	L1	Paul 29	Chandler 9	Paul 6	Gordon 27	22,135
66	3/16	H	L	HOU	84-95	41-25	L2	Paul 29	West 13	Paul 11	Artest 18	17,723
67	3/18	H	W	MIN	94-93	42-25	W1	Paul 26	West/Armstrong 8	Paul 10	Love 23	17,253
68	3/20	H	W	MEM	96-84	43-25	W2	Paul 32	Posey 8	Paul 9	Gay 23	17,837
69	3/22	H	W	GSW	99-89	44-25	W3	Paul 27	Armstrong 11	Paul 8	Jackson 22	16,351
70	3/25	H	L	DEN	88-101	44-26	L1	Paul 19	West 8	Paul 13	Anthony 29	17,274
71	3/27	A	L	NYK	93-101	44-27	L2	West 29	Wright 14	Paul 10	Harrington 23	19,763
72	3/29	H	W	SAS	90-86	45-27	W1	Paul 26	West 16	Paul 9	Parker 20	18,204
73	3/31	A	W	SAC	111-110	46-27	W2	West 40	West 9	Paul 15	Nocioni 23	17,317
74	4/1	A	W	LAC	104-98	47-27	W3	Paul 30	Wright 9	Paul 14	Gordon 25	19,060
75	4/3	A	L	GSW	103-111	47-28	L1	Paul 43	West 14	Paul 9	Crawford 39	19,596
76	4/5	H	L	UTA	94-108	47-29	L2	West 23	West 12	Paul 12	Brewe 13	17,362
77	4/7	A	W	MIA	93-87*	48-29	W1	Paul 26	Paul 9	Paul 9	Wade 32	19,600
78	4/8	H	L	PHO	100-105	48-30	L1	Paul 29	West 12	Paul 16	Nash 24	17,781
79	4/10	A	L	DAL	92-100	48-31	L2	Paul 42	West 14	Paul 9	Howard/Nowitzki 25	20,370
80	4/12	H	W	DAL	102-92	49-31	W1	Paul/West 31	Paul 9	Paul 17	Nowitzki 29	16,640
81	4/13	A	L	HOU	66-86	49-32	L1	West 14	West 10	Paul 7	Ming 22	18,409
82	4/15	A	L	SAS	98-105	49-33	L2	West 34	West/Paul 7	Paul 14	Parker 29	18,797

\* - overtime

## A black and white photograph of the New Orleans Hornets players. Four players are visible, smiling and posing together. From left to right: Chris Paul (jersey number 30), Ryan Anderson (jersey number 16), Dwight Howard (jersey number 12), and another player (jersey number 9). They are all wearing white Hornets jerseys with black and gold accents. The background is a plain, light-colored wall.

**Record: 56-26    West: 37-15    East: 19-11    Division: 10-6    Home: 30-11    Road: 26-15    Overtime: 4-0**

**Head Coach:** Byron Scott, Arizona State  
**Assistant Coaches:** Darrell Walker, Arkansas; Kenny Gattison, Old Dominion; Paul Pressey, Tulsa; Charlie Parker, Findlay  
**Trainer:** Terry Kofler, Xavier

Player	G	GS	MIN	FG	FGA	PCT	3FG	FGA	PCT	FT	FTA	PCT	OFF	DEF	TOT	AST	PF	DQ	STL	TO	BLK	PTS	AVG
Paul	80	80	3006	630	1291	.488	92	249	.369	332	390	.851	62	259	321	925	185	0	217	201	4	1684	21.1
West	76	76	2870	629	1305	.482	6	25	.240	300	353	.850	180	495	675	177	208	0	62	165	99	1564	20.6
Stojakovic	77	77	2711	451	1026	.440	231	524	.441	130	140	.929	64	267	331	96	127	0	57	61	10	1263	16.4
Chandler	79	79	2783	377	605	.623	0	1	.000	175	295	.593	322	606	928	81	243	4	45	136	84	929	11.8
Wells (NOH)	22	0	438	77	157	.490	4	12	.333	35	53	.660	21	50	71	17	44	0	24	27	8	193	8.8
Pargo	80	5	1497	254	652	.390	65	186	.349	71	81	.877	26	104	130	192	123	0	50	93	5	644	8.1
Peterson	76	76	1796	215	516	.417	113	287	.394	65	85	.765	36	170	206	67	125	0	47	41	7	608	8.0
Jackson	46	0	891	116	296	.392	53	144	.368	40	49	.819	23	87	110	76	59	0	32	31	3	325	7.1
James (NOH)	21	0	183	22	64	.344	7	23	.304	6	6	1.000	3	14	17	6	12	0	4	7	0	57	2.7
Butler	51	8	875	91	260	.350	44	133	.331	26	31	.839	16	84	100	36	66	1	15	10	21	252	4.9
Wright	57	1	640	90	169	.533	10	24	.417	33	52	.635	33	84	117	40	43	0	29	34	12	223	3.9
Ely	52	1	621	85	180	.472	0	0	—	32	58	.552	28	117	145	22	79	0	7	42	18	202	3.9
Armstrong	65	3	732	67	148	.453	0	0	—	44	70	.629	65	98	163	23	130	1	15	59	34	178	2.7
Vinicius	13	0	69	9	20	.450	5	12	.417	5	11	.455	1	7	8	2	4	0	1	3	1	28	2.2
Bowen	53	4	660	49	100	.490	0	1	.000	16	29	.552	55	45	100	25	77	0	32	15	11	114	2.2
Andersen	5	0	34	2	7	.286	0	0	—	2	4	.500	2	7	9	0	6	0	0	1	4	6	1.2
HORNETS	82	-	19805	3164	6796	.466	630	1621	.389	1312	1707	.769	937	2494	3431	1785	1531	6	637	974	321	8270	100.9
OPPONENTS	82	-	19805	3038	6604	.460	544	1552	.351	1217	1579	.771	815	2533	3348	1779	1573	9	470	1136	331	7837	95.6

ATION • HUSTLE • TAKE IT STRONG TO THE HOOP • CONTEST JUMPSHOTS • NO OPEN LAYUPS • NEVER GIVE UP • COMMITMENT • NON-NEGOTIABLES • ROLL TO THE BASKET • TRUST EACH OTHER • STAY FOCUSED • REBOUND • COMMITMENT • LEADERSHIP • FINISH FAST BREAKS • EXCITEMENT • COMPETITIVE FIRE  
ITIONING • GET BACK ON DEFENSE • BE AGGRESSIVE • STUDY YOUR OPPONENT • NO EMPTY POSSESSIONS • STAY FOCUSED • REBOUND • WORK HARD • NON NEGOTIABLES • CRASH THE BOARDS • DEFEND THE PAINT • RESPECT THE GAME • BOX OUT • BE ALERT ON DEFENSE • CONTEST JUMPSHOTS • PREPARATION • HUSTLE  
SES • NEVER TAKE A PLAY OFF • DEDICATION • PLAY AS A TEAM • HEART AND INTENSITY • DEFEND THE PAINT • RESPECT THE GAME • NO TURNOVERS • BE ALERT ON DEFENSE • CONTEST JUMPSHOTS • PREPARATION • HUSTLE • ROLL TO THE BASKET • TRUST EACH OTHER • ROLL TO THE BASKET • TRUST EACH OTHER • OVERCOME ADVERSITY • PLAY UNDER CONTROL • HIT THE OPEN MAN • LEADERSHIP • FINISH FAST BREAKS • EXCITEMENT • COMPETITIVE FIRE • FIGHT • FEED THE POST • PLAY UNDER CONTROL • HIT THE OPEN MAN • LEADERSHIP • FINISH FAST BREAKS • EXCITEMENT • COMPETITIVE FIRE  
RK HARD • NO EMPTY POSSESSIONS • CRASH THE BOARDS • TAKE THE CHARGE • PLAY WITH PASSION • BOX OUT • DON'T MESS WITH THE GAME • TAKE THE OPEN SHOT • MAKE GOOD PASSES • NEVER TAKE A PLAY OFF • DEDICATION • LEADERSHIP • STAY FOCUSED  
TO THE HOOP • CONTEST JUMPSHOTS • NO OPEN LAYUPS • NEVER GIVE UP • COMMITMENT • NON-NEGOTIABLES • ROLL TO THE BASKET • TRUST EACH OTHER • OVERCOME ADVERSITY • FUNDAMENTALS • WORK HARD • PLAY AS A TEAM • HEART AND INTENSITY • DEFEND THE PAINT • RESPECT THE GAME • NO TURNOVERS  
• GET BACK ON DEFENSE • BE AGGRESSIVE • STUDY YOUR OPPONENT • FUNDAMENTALS • STAY FOCUSED • REBOUND • WORK HARD • NO EMPTY POSSESSIONS • CRASH THE BOARDS • TAKE THE CHARGE • STUDY YOUR OPPONENT • NEVER GIVE UP • HIT THE OPEN MAN • LEADERSHIP • FINISH FAST BREAKS

# TEAM HISTORY

## Game-by-Game

								New Orleans	New Orleans	New Orleans	Opponent	
	Date	H/A	W/L	Opp	NOK/Opp	Record	Streak	High Scorer	High Rebounder	High Assist	High Scorer	Attn'd
1	10/31	H	W	SAC	104-90	1-0	W1	Paul 22	Chandler 13	Paul 12	Martin 26	15,188
2	11/2	H	W	POR	113-93	2-0	W2	Paul 19	Chandler 11	Paul 6	Roy 23	9,817
3	11/4	A	W	DEN	93-88	3-0	W3	West 17	Chandler 17	Paul 11	Iverson 23	13,156
4	11/6	A	W	LAL	118-104	4-0	W4	Stojakovic 36	Chandler 9	Paul 21	Bryant 28	18,997
5	11/7	A	L	POR	90-93	4-1	L1	West 34	West 18	Paul 12	Jack 20	19,980
6	11/9	H	L	SAS	85-97	4-2	L2	Paul 18	Chandler 11	Paul 7	Parker 27	15,297
7	11/11	A	W	PHI	93-72	5-2	W1	Paul 16	Chandler 12	Paul 9	Igudala 17	10,014
8	11/12	A	W	NJN	84-82	6-2	W2	Paul 27	Chandler 12	Paul 7	Jefferson 32	12,832
9	11/14	H	W	PHI	95-76	7-2	W3	Peterson 27	Chandler 10	Paul 10	Green 20	8,302
10	11/16	A	W	MEM	120-118*	8-2	W4	West 40	Chandler 17	Paul 13	Navarro 28	13,271
11	11/17	A	W	MIN	100-82	9-2	W5	Stojakovic 22	Chandler 7	Pargo 7	Jefferson 20	15,324
12	11/19	H	L	ORL	88-95	9-3	L1	Stojakovic 21	Chandler 8	Pargo 7	Howard 24	11,741
13	11/21	H	L	IND	93-105	9-4	L2	West 23	Ely 11	Paul 10	Murphy 23	11,609
14	11/23	A	L	UTA	71-99	9-5	L3	West 18	West 14	Paul 6	Boozier 19	19,911
15	11/24	A	W	LAC	98-89	10-5	W1	Stojakovic 22	West 8	Paul 10	Mobley 20	15,601
16	11/26	H	L	MIN	94-103	10-6	L1	Paul 31	West 14	Paul 11	Jaric 21	8,393
17	11/30	A	W	ATL	92-86	11-6	W1	West 22	West 17	Stojakovic 5	M. Williams 18	14,186
18	12/1	H	W	DAL	112-108*	12-6	W2	Paul 33	West 14	Paul 12	Jo. Howard 19	12,223
19	12/5	H	L	DET	76-91	12-7	L1	Stojakovic 19	Chandler 22	Paul 7	Hamilton 21	10,312
20	12/7	H	W	MEM	118-116*	13-7	W1	Paul 43	Chandler 19	Paul 9	Gay 31	10,386
21	12/9	H	W	SEA	91-88	14-7	W2	Paul 29	West 10	Paul 10	Durant 23	10,773
22	12/12	A	L	DEN	99-105	14-8	L1	Paul 30	West 16	Paul 12	Anthony 32	13,337
23	12/14	A	L	DAL	80-89	14-9	L2	Paul 22	West 13	Peterson 3	Terry 25	20,071
24	12/15	H	W	PHO	101-98	15-9	W1	Peterson/Paul 21	Chandler 18	Paul 10	Barbosa 19	13,705
25	12/17	A	L	POR	76-88	15-10	L1	West 21	Chandler 19	Paul 8	Roy 24	15,183
26	12/19	A	W	SEA	107-93	16-10	W1	Peterson 25	Chandler 17	Paul 15	Durant 18	11,968
27	12/22	H	W	MIN	110-76	17-10	W2	West 22	Chandler 14	Paul 15	Gomes 20	11,257
28	12/26	A	W	MEM	116-98	18-10	W3	Paul 40	Chandler 13	Paul 9	Gay 19	11,189
29	12/28	A	W	CHA	99-85	19-10	W4	West 20	Chandler 17	Paul 11	Richardson 25	18,237
30	12/29	H	W	CLE	86-76	20-10	W5	West 27	West 15	Paul 9	James 21	17,623
31	12/31	H	L	TOR	92-97	20-11	L1	West 33	West 11	Paul 16	Bosh 29	11,444
32	1/2	A	W	LAC	95-81	21-11	W1	West 29	Chandler 15	Paul 13	Maggette 20	14,965
33	1/4	A	W	GSW	116-104	22-11	W2	Paul 24/Stojakovic	Chandler 22	Paul 13	Davis 26	19,596
34	1/5	A	W	PHO	118-113	23-11	W3	Paul 28	Chandler 11	Paul 10	Barbosa 28	18,422
35	1/9	A	L	LAL	80-109	23-12	L1	Paul 32	West 9	Paul 5	Bryant 19	15,605
36	1/11	H	W	MTA	114-88	24-12	W1	Jackson 25	West 10	Paul 16	Blount 27	16,133
37	1/13	A	W	HOU	87-82	25-12	W2	West 26	Chandler 14	Paul 11	Yao 30	13,599
38	1/16	H	W	SEA	123-92	26-12	W3	Stojakovic 23	Chandler 21	Paul 11	Durant 20	9,882
39	1/18	H	W	CHA	112-84	27-12	W4	West 28	Chandler 10	Paul 13	Okafor 13	12,986
40	1/21	H	W	MIL	106-92	28-12	W5	Chandler 20	Chandler 15	Paul 10	Redd 19	11,663
41	1/23	H	W	POR	96-81	29-12	W6	Pargo 24	Chandler 14	Paul 10	Aldridge 17	11,006
42	1/25	H	W	LAC	111-92	30-12	W7	Stojakovic 26	Chandler 13	Paul 14	Maggette 24	13,538
43	1/26	A	W	SAS	102-78	31-12	W8	West 32	Chandler 12	Paul 11	Duncan 17	18,797
44	1/28	H	W	DEN	117-9	32-12	W9	Paul 23	Chandler 16	Paul 17	Iverson 23	15,601
45	1/30	H	L	GSW	103-116	32-13	L1	Paul 28	Chandler 14	Paul 12	Jackson 26	14,410
46	2/1	A	L	SAC	103-112	32-14	L2	Stojakovic 25	Chandler/Stojakovic 9	Paul 19	Artest 24	14,245
47	2/4	A	L	UTA	88-110	32-15	L3	Pargo 24	Chandler 11	Paul 6	Williams 29	19,911
48	2/6	A	W	PHO	132-130**	33-15	W1	Paul 42	West 13	Paul 9	Nash 32	18,422
49	2/9	H	W	MEM	112-99	34-15	W2	West 33	West 10	Paul 16	Gay 26	17,231
50	2/12	A	W	CHI	100-86	35-15	W3	Stojakovic/West 27	Chandler 16	Paul 14	Nocioni 28	21,739
51	2/13	A	W	MIL	111-107	36-15	W4	West 22	Chandler 16	Paul 10	Redd 30	14,317
52	2/20	H	W	DAL	104-93	37-15	W5	Paul 31	Chandler 9	Paul 11	Nowitzki 31	15,941
53	2/22	H	L	HOU	80-100	37-16	L1	West 20	West 10	Paul 11	McGrady 34	17,714
54	2/23	A	L	SAS	89-98	37-17	L2	Paul 27	Chandler 10	Paul 11	Ginobili 30	18,797
55	2/25	H	L	WAS	92-95	37-18	L3	Paul 22	Chandler 11	Paul 8	Stevenson 33	11,289
56	2/27	H	W	PHO	120-103	38-18	W1	West 27	Chandler 15	Paul 15	Stoudemire 32	17,931
57	2/29	H	W	UTA	110-98	39-18	W2	West 25	West 13	Paul 16	Okur 23	17,445
58	3/2	A	L	WAS	84-101	39-19	L1	Stojakovic 17	West 9	Paul 8	Jamison 28	20,173
59	3/3	A	W	NYK	100-88	40-19	W1	Paul 27	Chandler 18	Paul 8	Crawford 20	18,467
60	3/5	H	W	ATL	116-101	41-19	W2	Stojakovic 29	Chandler 16	Paul 18	J. Johnson 24	12,430
61	3/7	H	W	NJN	107-96	42-19	W3	Paul 25	Chandler 10	Paul 16	Jefferson 27	17,225
62	3/8	A	L	HOU	96-106	42-20	L1	Paul 37	Chandler 16	Paul 11	McGrady 41	18,279
63	3/12	H	W	SAS	100-75	43-20	W1	West 29	Chandler/West 10	Paul 17	Duncan 24	16,319
64	3/14	H	W	LAL	108-98	44-20	W2	Paul 27	Chandler 20	Paul 17	Bryant 36	18,199
65	3/16	A	L	DET	84-105	44-21	L1	Stojakovic 21	Stojakovic 9	Paul 14	Hayes 29	22,076
66	3/17	H	W	CHI	108-97	45-21	W1	Paul 37	Chandler 11	Paul 13	Gordon 31	14,337
67	3/19	H	W	HOU	90-69	46-21	W2	Wells 25	Chandler 15	Paul 10	McGrady 15	17,956
68	3/22	H	W	BOS	113-106	47-21	W3	West 37	Chandler 9	Paul 7	Pierce 28	18,280
69	3/25	A	W	IND	114-106	48-21	W4	West 35	West 16	Paul 14	Granger 26	10,829
70	3/26	A	W	CLE	100-99	49-21	W5	Stojakovic 25	Chandler 11	Paul 20	Ilgauskas 29	20,562
71	3/28	A	L	BOS	92-112	49-22	L1	Paul 33	Chandler 8	Paul 10	Pierce 27	18,624
72	3/30	A	W	TOR	118-111	50-22	W1	West 32	Chandler 10	Paul 16	Bosh 21	19,800
73	4/1	A	W	ORL	98-97	51-22	W2	Peterson/Paul 19	West 11	Paul 12	Turkoglu 26	17,519
74	4/2	A	W	MIA	106-77	52-22	W3	West 22	Chandler 10	Paul 10	Quinn 18	19,122
75	4/4	H	W	NYK	118-110	53-22	W4	Paul 33	Chandler 8	Paul 15	Crawford 29	17,779
76	4/6	H	W	GSW	108-96	54-22	W5	Stojakovic/West 25	Chandler 12	Paul 13	Ellis 35	17,809
77	4/8	H	L	UTA	66-77	54-23	L1	Stojakovic 15	Chandler 9	Paul 9	Okur 22	17,265
78	4/9	A	W	MIN	122-90	55-23	W1	Stojakovic 24	Chandler/Wright 7	Paul 16	McCants 23	17,165
79	4/11	A	L	LAL	104-107	55-24	L1	Stojakovic 24	Chandler 8	Paul 17	Bryant 29	N/A
80	4/12	A	L	SAC	91-94	55-25	L2	West 30	West 15	Paul 12	Artest 22	14,965
81	4/15	H	W	LAC	114-92	56-25	W1	West 32	Chandler 11	Paul 12	Thornton 26	17,388
82	4/16	A	L	DAL	98-111	56-26	L1	West 26	Stojakovic/Chandler/West 8	Paul 10	Terry 30	20,473

\* - overtime

A black and white photograph of Tyson Chandler. He is smiling broadly, showing his teeth, and resting his chin on his right hand. He is wearing a basketball jersey. The background is blurred, showing other people in a crowd. The text "Tyson Chandler" is written in white at the bottom right of the image.

**Record: 38-44    West: 25-27    East: 13-17    Division: 7-9    Home: 24-17    Road: 14-27    Overtime: 2-2**

No.	Player	Position	Height	Weight	Birthdate	College/Country	Yrs Pro
12	Hilton Armstrong	F/C	6-11	235	Nov. 11, 1984	Connecticut	1
33	Brandon Bass	F	6-8	240	April 30, 1985	Louisiana State	2
45	Rasual Butler	F	6-7	205	May 23, 1979	LaSalle	5
23	Devin Brown	G	6-5	220	Dec. 30, 1978	Texas-San Antonio	5
6	Tyson Chandler	C	7-1	245	Oct. 2, 1982	Dominguez HS (Compton, CA)	6
8	Bobby Jackson	G	6-1	185	Mar. 13, 1973	Minnesota	10
44	Marc Jackson	C/F	6-10	253	Jan. 16, 1975	Temple	7
43	Linton Johnson III	F	6-8	225	May 13, 1980	Tulane	4
24	Desmond Mason	F/G	6-5	222	Oct. 11, 1977	Oklahoma State	7
2	Jannero Pargo	G	6-1	175	Sept. 22, 1979	Arkansas	5
3	Chris Paul	G	6-0	175	May 6, 1985	Wake Forest	2
22	Cedric Simmons	F	6-9	235	Jan. 3, 1986	North Carolina State	1
16	Peja Stojakovic	F	6-10	229	May 9, 1977	Serbia & Montenegro	9
11	Marcus Vinicius	F	6-8	225	May 31, 1984	Brazil	1
30	David West	F	6-9	240	Aug. 29, 1980	Xavier	4

**Trainer:** Terry Kofler, Xavier

Player	G	GS	MIN	FG	FGA	PCT	3FG	FGA	PCT	FT	FTA	PCT	OFF	DEF	TOT	AST	PF	DQ	STL	TO	BLK	PTS	AVG
West	52	52	1900	377	792	.476	8	25	.320	187	227	.824	126	298	424	114	143	2	42	98	38	949	18.3
Stojakovic	13	13	425	83	196	.423	34	84	.405	31	38	.816	11	43	54	11	29	0	8	19	4	231	17.8
Paul	64	64	2353	381	871	.437	50	143	.350	292	357	.818	54	226	280	569	154	0	118	161	3	1104	17.3
Mason	75	75	2575	407	900	.452	0	0	—	214	323	.663	124	221	345	115	174	1	52	192	22	1028	13.7
Brown	58	49	1662	233	555	.420	81	227	.357	123	155	.794	55	196	251	149	139	0	44	91	9	670	11.6
B. Jackson	56	2	1330	204	518	.394	54	165	.327	130	168	.774	42	136	178	141	98	0	50	78	6	592	10.6
Butler	81	38	2223	314	788	.398	134	363	.369	56	87	.644	42	214	256	63	148	0	40	67	54	818	10.1
Chandler	73	73	2525	292	468	.624	0	1	.000	106	201	.527	320	584	904	66	244	5	37	126	129	690	9.5
Pargo	82	7	1710	283	692	.409	81	209	.388	104	122	.852	20	160	180	203	121	0	53	122	4	751	9.2
M. Jackson	56	25	1025	159	388	.410	0	1	.000	90	103	.874	62	130	192	58	89	0	21	65	7	408	7.3
Johnson	54	0	720	93	190	.489	10	30	.333	30	37	.811	52	111	163	18	101	0	33	27	18	226	4.2
Armstrong	56	5	634	68	125	.544	0	0	—	40	67	.597	58	91	149	10	79	0	12	35	26	176	3.1
Simmons	43	4	534	55	132	.417	0	0	—	16	33	.485	44	63	107	12	75	0	8	22	23	126	2.9
Bass	21	3	162	15	44	.341	0	1	.000	12	16	.750	13	30	43	3	16	0	2	10	3	42	2.0
Vinicius	13	0	103	7	15	.467	3	7	.429	5	7	.714	2	9	11	5	10	0	2	6	1	22	1.7
HORNETS	82	-	19880	2971	6674	.445	455	1256	.362	1436	1941	.740	1025	2512	3537	1537	1620	8	522	1187	347	7833	95.5
OPPONENTS	82	-	19880	3004	6579	.457	559	1575	.355	1395	1839	.759	853	2493	3346	1703	1733	8	554	1119	392	7962	97.1

ATION • HUSTLE • TAKE IT STRONG TO THE HOOP • CONTEST JUMPSHOTS • NO OPEN LAYUPS • NEVER GIVE UP • COMMITMENT • NON-NEGOTIABLES • ROLL TO THE BASKET • TRUST EACH OTHER • STAY FOCUSED • REBOUND • COMMITMENT • LEADERSHIP • FINISH FAST BREAKS • EXCITEMENT • COMPETITIVE FIRE  
ITIONING • GET BACK ON DEFENSE • BE AGGRESSIVE • STUDY YOUR OPPONENT • NO EMPTY POSSESSIONS • STAY FOCUSED • REBOUND • WORK HARD • NON NEGOTIABLES • CRASH THE BOARDS • DEFEND THE PAINT • RESPECT THE GAME • BOX OUT • BE ALERT ON DEFENSE • CONTEST JUMPSHOTS • PREPARATION • HUSTLE  
SES • NEVER TAKE A PLAY OFF • DEDICATION • PLAY AS A TEAM • HEART AND INTENSITY • DEFEND THE PAINT • RESPECT THE GAME • NO TURNOVERS • BE ALERT ON DEFENSE • CONTEST JUMPSHOTS • PREPARATION • HUSTLE • ROLL TO THE BASKET • TRUST EA  
BLES • ROLL TO THE BASKET • TRUST EACH OTHER • OVERCOME ADVERSITY • PLAY UNDER CONTROL • HIT THE OPEN MAN • LEADERSHIP • FINISH FAST BREAKS • EXCITEMENT • COMPETITIVE FIRE • FIGHT • FEED THE POST • PLAY UNDER CONTROL • HIT THE OP  
RK HARD • NO EMPTY POSSESSIONS • CRASH THE BOARDS • TAKE THE CHARGE • PLAY WITH PASSION • BOX OUT • DON'T MESS WITH THE GAME • TAKE THE OPEN SHOT • MAKE GOOD PASSES • NEVER TAKE A PLAY OFF • DEDICATION • LEADERSHIP • STAY FOCUSED  
TO THE HOOP • CONTEST JUMPSHOTS • NO OPEN LAYUPS • NEVER GIVE UP • COMMITMENT • NON-NEGOTIABLES • ROLL TO THE BASKET • TRUST EACH OTHER • OVERCOME ADVERSITY • FUNDAMENTALS • WORK HARD • PLAY AS A TEAM • HEART AND INTENSITY • DEFEND THE PAINT • RESPECT THE GAME • NO TURNOVERS  
• GET BACK ON DEFENSE • BE AGGRESSIVE • STUDY YOUR OPPONENT • FUNDAMENTALS • STAY FOCUSED • REBOUND • WORK HARD • NO EMPTY POSSESSIONS • CRASH THE BOARDS • TAKE THE CHARGE • STUDY YOUR OPPONENT • NEVER GIVE UP • HIT THE OPEN MAN • LEADERSHIP • FINISH FAST BREAKS

# TEAM HISTORY

## Game-by-Game

G	Date	H/A	W/L	Opp	NOK/Opp	Record	Streak	N.O./Okla. City High Scorer	N.O./Okla. City High Rebounder	N.O./Okla. City High Assist	Opponent High Scorer	Attnd
1	11/1	A	W	BOS	91-87	1-0	W1	Paul 20	Chandler 9	Paul 10	Pierce 29	18,624
2	11/3	A	W	IND	100-91	2-0	W2	West 20	Chandler 15	Paul 6	O'Neal 25	18,165
3	11/5	H	W	HOU	96-90	3-0	W3	West 22	Chandler 11	Paul 16	Battier 18	18,202
4	11/7	H	W	GSW	97-93	4-0	W4	Paul 22	Chandler 14	Paul 11	Davis 22	19,164
5	11/9	A	L	GSW	116-121	4-1	L1	Paul 34	Chandler 11	Paul 10	Davis 36	16,297
6	11/10	A	L	POR	91-92	4-2	L2	Stojakovic 21	West 13	Paul 8	Randolph 31	14,122
7	11/12	A	L	LAC	76-92	4-3	L3	Paul 20	Chandler 13	Paul/Pargo 3	Brand 22	18,273
8	11/14	H	W	CHA	94-85	5-3	W1	Stojakovic 42	Chandler 15	Paul 10	Okafor 25	16,623
9	11/15	A	W	DET	100-99	6-3	W2	Paul 20	Armstrong 9	Paul 13	Billups 29	22,076
10	11/18	A	W	MIN	99-96	7-3	W3	Paul 35	Simmons 9	Paul 6	Garnett 22	16,151
11	11/21	H	W	MIA	101-86	8-3	W4	Stojakovic 23	Chandler 18	Paul 10	Wade 29	19,329
12	11/22	A	L	PHX	83-92	8-4	L1	Stojakovic/Mason 21	Chandler 16	Paul 4	Nash 24	18,422
13	11/24	H	L	MIN	79-86	8-5	L2	Paul 18	Chandler 10	Paul 7	Davis 23	18,258
14	11/25	A	L	DAL	73-85	8-6	L3	Pargo 19	Armstrong/Chandler/Mason 8	Paul 4	Nowitzki 28	20,315
15	11/28	H	L	TOR	77-94	8-7	L4	Paul 16	Chandler 17	Paul 11	Bosh/Parker 19	15,647
16	12/1	H	L	CHI	108-111	8-8	L5	Butler 33	Chandler 17	Paul 18	Nocioni 31	19,164
17	12/6	A	W	LAL	105-89	9-8	W1	Paul 26	Chandler 12	Paul 11	Bryant 24	18,535
18	12/8	A	L	SEA	74-94	9-9	L1	Paul 16	Chandler 13	Paul 6	Wilcox 19	15,913
19	12/9	A	L	GSW	80-101	9-10	L2	Mason 24	Pargo 12	Pargo 8	Pietrus 22	17,105
20	12/11	H	W	CLE	95-89	10-10	W1	Paul 30	Chandler 10	Paul 11	Varejao 17	19,164
21	12/14	H	L	SAS	77-103	10-11	L1	Butler 17	Mason 9	Paul 12	Ginobili 24	15,140
22	12/16	H	L	DAL	79-90	10-12	L2	Paul 30	Paul 12	Paul 8	Howard 23	16,331
23	12/18	A	L	MIA	99-101	10-13	L3	Paul 26	Butler/Chandler 8	Paul 8	Wade 29	19,600
24	12/20	A	L	ORL	83-86	10-14	L4	Paul 19	Chandler 11	Paul 10	Hill 21	17,020
25	12/22	H	W	MEM	100-97*	11-14	W1	M Jackson 19	Chandler 17	Paul 14	Gasol 28	18,097
26	12/23	H	L	SAS	77-112	11-15	L1	Paul 20	Chandler 9	Paul 3	Parker 19	19,164
27	12/26	A	L	SEA	94-102	11-16	L2	Pargo 23	Chandler 11	Paul 7	Ridnour 27	15,319
28	12/27	A	L	POR	85-100	11-17	L3	Butler/Mason/Pargo 16	Chandler/Mason 7	Pargo 5	Randolph 26	13,905
29	12/29	H	W	DEN	99-89	12-17	W1	Rasual Butler 20	Brown 10	Brown 7	Boykins 26	19,334
30	12/30	A	L	DAL	80-94	12-18	L1	M Jackson 22	Brown 10	Pargo 5	Terry 25	20,433
31	1/2	H	L	GSW	89-97	12-19	L2	Butler 30	Chandler 15	Pargo 8	Barnes/Davis 29	16,617
32	1/4	H	L	DET	68-92	12-20	L3	Pargo 16	Chandler 16	Pargo 6	Hamilton 27	18,079
33	1/6	H	L	IND	93-100	12-21	L4	Mason 28	Chandler 10	Pargo 6	Harrington/Jackson 27	17,422
34	1/8	H	L	LAC	90-100	12-22	L5	Mason 28	Chandler 13	Brown 7	Cassell 31	15,501
35	1/10	A	W	ATL	96-77	13-22	W1	Pargo 24	Chandler 9	Pargo 7	Childress 19	10,120
36	1/12	H	W	WAS	104-97	14-22	W2	Mason 22	Chandler 10	Brown 9	Arenas 23	16,889
37	1/16	H	W	ORL	84-78*	15-22	W3	Pargo 25	Butler 11	Four Players 2	Howard 17	17,610
38	1/19	A	L	SAS	86-99	15-23	L1	West 19	Chandler/West 11	Pargo/West 3	Parker 23	17,153
39	1/20	H	W	LAL	113-103	16-23	W1	West 26	Chandler/West 12	Brown 6	Bryant/Evans 23	19,329
40	1/23	A	L	PHI	96-102	16-24	L1	Brown 24	West 11	Brown 4	Korver 25	12,328
41	1/24	A	L	TOR	88-90	16-25	L2	Butler 19	West 11	B. Jackson 6	Bosh 35	14,173
42	1/26	H	W	SAC	88-84	17-25	W1	Mason 24	Chandler 12	B. Jackson 7	Bibby/Martin 21	16,607
43	1/27	H	W	UTA	94-83	18-25	W2	B Jackson 21	Chandler 15	Brown 6	Williams 27	18,774
44	1/29	H	W	POR	103-91	19-25	W3	West 21	Chandler 16	Three Players 4	Randolph 20	17,745
45	1/31	H	L	PHI	78-89	19-26	L1	Brown 17	Chandler 15	B. Jackson 4	Iguodala 22	16,958
46	2/2	H	W	MIN	90-83	20-26	W1	Paul 24	Chandler 18	Paul 8	Blount 21	18,032
47	2/3	A	W	HOU	87-74	21-26	W2	Brown 18	Chandler 12	Paul 9	McGrady 18	18,081
48	2/5	A	L	SAC	99-105	21-27	L1	Paul 24	Chandler 13	Paul 6	Artest 21	17,317
49	2/7	A	W	DEN	114-112*	22-27	W1	Mason 23	Chandler 16	Paul 7	Anthony 27	15,298
50	2/8	H	W	MIL	109-101**	23-27	W2	Mason 24	Chandler 22	Paul 10	Williams 30	17,364
51	2/10	H	W	MEM	104-99	24-27	W3	Paul 23	Chandler 16	Paul 11	Gasol 21	17,139
52	2/13	A	L	MEM	110-108	24-28	L1	Mason 23	Chandler 23	Paul 10	Miller 22	10,641
53	2/14	H	W	SAC	100-93	25-28	W1	Mason 18	Chandler 15	Paul 6	Artest 18	16,753
54	2/20	A	L	CHA	111-104	25-29	L1	Paul 20	Chandler 20	Paul 7	Felton/Wallace 20	13,007
55	2/21	A	W	NJN	98-107	26-29	W1	West 32	Chandler 12	Paul 11	Carter 46	15,751
56	2/23	H	W	SEA	89-97	27-29	W2	West 23	Chandler 19	Paul 8	Allen 32	17,960
57	2/27	A	L	CLE	107-97	27-30	L1	West 25	Chandler/West 10	West 6	James 35	19,619
58	2/28	H	W	ATL	107-100	28-30	W1	Paul 24	West 14	Paul 13	J. Johnson 27	17,402
59	3/2	A	L	CHI	93-104	28-31	L1	Paul 16	Chandler 13	Paul 6	Gordon 27	22,056
60	3/4	H	L	UTA	94-108	28-32	L2	Chandler 20	Chandler 19	Paul 13	Okur 28	17,304
61	3/6	A	L	DEN	91-106	28-33	L3	Chandler 15	Chandler 18	Paul 14	Iverson 25	16,409
62	3/9	A	L	PHX	103-104	28-34	L4	Brown 19	Chandler 11	Paul/West 4	Barbosa 19	18,422
63	3/10	A	L	UTA	86-96	28-35	L5	Pargo 15	West 10	Paul 11	Okur 29	19,911
64	3/13	H	L	NJN	108-112	28-36	L6	Paul 25	Chandler 11	Paul 12	Jefferson 26	16,451
65	3/16	A	W	NYK	92-90	29-36	W1	Paul 20	West 12	Paul 8	Francis 21	19,763
66	3/17	A	L	WAS	103-125	29-37	L1	Paul 21	Chandler 10	Paul 8	Arenas 30	20,173
67	3/19	H	W	BOS	106-88	30-37	W1	Butler 18	Chandler 11	Paul 6	Pierce 28	19,164
68	3/20	A	W	MEM	114-103	31-37	W2	West 26	Chandler 11	Paul 9	Gasol 28	10,916
69	3/23	H	L	LAL	105-111	31-38	L1	Paul 28	Chandler 22	Paul 12	Bryant 50	18,535
70	3/25	H	W	HOU	106-94	32-38	W1	Paul 28	Chandler 10	Paul 5	McGrady 31	19,164
71	3/27	H	L	DAL	89-105	32-39	L1	Pargo 23	Chandler 8	Paul 3	Howard 25	19,164
72	3/28	A	L	SAS	88-92	32-40	L2	Paul 20	Chandler 12	Paul 9	Duncan 31	18,334
73	3/31	H	W	NYK	103-94*	33-40	W1	West 20	Chandler 13	Paul 6	Curry 34	18,521
74	4/3	A	W	MIL	119-101	34-40	W2	West 24	Chandler 20	Paul 14	Redd 27	16,013
75	4/4	H	W	SEA	101-92*	35-40	W3	West/B Jackson 18	West 14	Paul 9	Lewis 27	17,021
76	4/6	H	L	PHX	95-103	35-41	L1	West 17	West/Brown 7	Brown 6	Barbosa 26	19,164
77	4/7	A	W	MIN	96-94	36-41	W1	Paul 18	M Jackson 11	Paul 10	McCants 17	15,907
78	4/10	H	W	LAC	103-100*	37-41	W2	West 33	Brown 9	Paul 10	Brand 27	17,704
79	4/13	H	L	DEN	105-107	37-42	L1	West 31	West/M. Jackson 13	Paul 8	Anthony 31	19,164
80	4/14	A	L	HOU	112-123	37-43	L2	West 33	Paul 8	Paul 15	Yao 30	18,238
81	4/16	A	W	SAC	125-118	38-43	W1	West 25	Armstrong 7	Paul 12	Artest 22	17,317
82	4/18	A	W	LAC	86-83	39-43	W2	West 32	West 9	Paul 10	Maggette 21	18,392

\* - overtime

A black and white photograph of basketball player David West. He is shown from the chest up, wearing a light-colored jersey with the number 15 and the name 'DAVID WEST' on the back. He has a determined expression, with his mouth slightly open and eyes focused forward. His skin is glistening with sweat. The background is a blurred crowd of spectators. In the bottom left corner, the text 'David West' is printed in a white sans-serif font.

**Record: 38-44    West: 25-27    East: 13-17    Division: 7-9    Home: 24-17    Road: 14-27    Overtime: 2-2**

**Head Coach:** Byron Scott, Arizona State  
**Assistant Coaches:** Jim Clemons, Ohio State; Darrell Walker, Arkansas; Kenny Gattison, Old Dominion; David Miller, Springfield College  
**Trainer:** Terry Kofler, Xavier

Player	G	GS	MIN	FG	FGA	PCT	3FG	FGA	PCT	FT	FTA	PCT	OFF	DEF	TOT	AST	PF	DQ	STL	TO	BLK	PTS	AVG
West	74	74	2526	530	1036	.512	3	11	.273	199	236	.843	168	380	548	92	114	1	61	105	64	1262	17.1
Paul	78	78	2808	407	947	.430	50	177	.282	394	465	.847	61	339	400	611	218	0	2175	183	6	1258	16.1
Claxton	71	3	2019	304	736	.413	17	63	.270	246	320	.469	39	154	193	339	177	1	108	154	6	871	12.3
Mason	70	55	2102	275	690	.399	1	6	.167	206	302	.682	64	234	298	66	136	1	42	113	17	757	10.8
Brown	75	73	2380	269	583	.461	0	0	—	139	168	.827	182	365	547	90	216	2	46	90	50	677	9.0
Butler	79	20	1875	257	633	.406	92	242	.380	79	114	.693	51	181	232	40	142	0	33	65	45	685	8.7
Snyder	68	45	1310	205	453	.453	46	129	.357	86	117	.735	55	106	161	102	106	1	29	70	23	542	8.0
Smith	55	25	989	144	366	.393	52	140	.371	83	101	.822	19	91	110	58	90	0	37	54	4	423	7.7
Fizer	3	0	39	9	17	.529	1	2	1.000	1	2	.500	1	6	7	1	5	0	0	2	0	20	6.7
Jackson (TOT)	64	10	1027	174	369	.472	1	1	.500	66	82	.805	86	131	217	44	126	1	13	65	8	415	6.5
Jackson (NOK)	27	10	594	108	221	.489	1	2	.500	28	34	.824	56	72	128	22	56	1	8	37	2	245	9.1
Rogers	30	26	882	109	289	.377	25	92	.272	32	42	.762	28	114	142	60	103	1	19	66	12	275	9.2
Nachbar	25	13	405	42	124	.339	17	57	.298	25	36	.694	4	45	49	22	52	0	13	20	5	126	5.0
Andersen	32	2	570	56	98	.571	0	0	—	49	103	.476	61	94	155	6	84	0	8	26	41	161	5.0
Williams (TOT)	48	5	791	91	176	.517	0	0	—	40	58	.690	64	117	181	17	138	0	17	30	21	222	4.6
Williams (NOK)	34	2	692	81	157	.516	0	0	—	35	52	.673	59	107	166	16	110	0	13	25	18	197	5.8
Johnson (TOT)	36	7	524	61	149	.409	13	36	.361	18	27	.361	40	82	122	14	61	2	12	28	12	153	4.3
Johnson (NOK)	27	7	489	56	139	.403	13	36	.361	17	23	.739	40	75	115	12	54	2	10	24	12	142	5.3
Norris (TOT)	45	0	424	46	112	.411	4	14	.286	29	42	.690	12	42	54	50	49	0	20	33	1	125	2.8
Norris (NOK)	16	0	183	20	47	.426	4	9	.444	16	25	.640	3	17	20	21	18	0	6	17	0	60	3.8
Bass	29	1	268	28	70	.400	0	0	—	12	19	.632	18	50	68	3	18	0	3	11	7	68	2.3
Macijauskas	19	0	135	14	41	.341	3	12	.250	13	15	.867	3	7	10	5	10	0	7	8	0	44	2.3
Vroman	4																						

ATION • HUSTLE • TAKE IT STRONG TO THE HOOP • CONTEST JUMPSHOTS • NO OPEN LAYUPS • NEVER GIVE UP • COMMITMENT • NON-NEGOTIABLES • ROLL TO THE BASKET • TRUST EACH OTHER • STAY FOCUSED • REBOUND • COMMITMENT • LEADERSHIP • FINISH FAST BREAKS • EXCITEMENT • COMPETITIVE FIRE  
ITIONING • GET BACK ON DEFENSE • BE AGGRESSIVE • STUDY YOUR OPPONENT • NO EMPTY POSSESSIONS • STAY FOCUSED • REBOUND • WORK HARD • NON NEGOTIABLES • CRASH THE BOARDS • DEFEND THE PAINT • RESPECT THE GAME • BOX OUT • BE ALERT ON DEFENSE • CONTEST JUMPSHOTS • PREPARATION • HUSTLE  
SES • NEVER TAKE A PLAY OFF • DEDICATION • PLAY AS A TEAM • HEART AND INTENSITY • DEFEND THE PAINT • RESPECT THE GAME • NO TURNOVERS • BE ALERT ON DEFENSE • CONTEST JUMPSHOTS • PREPARATION • HUSTLE • ROLL TO THE BASKET • TRUST EACH OTHER  
LES • ROLL TO THE BASKET • TRUST EACH OTHER • OVERCOME ADVERSITY • PLAY UNDER CONTROL • HIT THE OPEN MAN • LEADERSHIP • FINISH FAST BREAKS • EXCITEMENT • COMPETITIVE FIRE • FIGHT • FEED THE POST • PLAY UNDER CONTROL • HIT THE OPEN MAN • LEADERSHIP • FINISH FAST BREAKS  
RK HARD • NO EMPTY POSSESSIONS • CRASH THE BOARDS • TAKE THE CHARGE • PLAY WITH PASSION • BOX OUT • DON'T MESS WITH THE GAME • TAKE THE OPEN SHOT • MAKE GOOD PASSES • NEVER TAKE A PLAY OFF • DEDICATION • LEADERSHIP • STAY FOCUSED  
TO THE HOOP • CONTEST JUMPSHOTS • NO OPEN LAYUPS • NEVER GIVE UP • COMMITMENT • NON-NEGOTIABLES • ROLL TO THE BASKET • TRUST EACH OTHER • OVERCOME ADVERSITY • FUNDAMENTALS • WORK HARD • PLAY AS A TEAM • HEART AND INTENSITY • DEFEND THE PAINT • RESPECT THE GAME • NO TURNOVERS  
• GET BACK ON DEFENSE • BE AGGRESSIVE • STUDY YOUR OPPONENT • FUNDAMENTALS • STAY FOCUSED • REBOUND • WORK HARD • NO EMPTY POSSESSIONS • CRASH THE BOARDS • TAKE THE CHARGE • STUDY YOUR OPPONENT • NEVER GIVE UP • HIT THE OPEN MAN • LEADERSHIP • FINISH FAST BREAKS

# TEAM HISTORY

## Game-by-Game

G	Date	H/A	W/L	Opp	NOK/Opp	Record	Streak	N.O./Okla. City High Scorer	N.O./Okla. City High Rebounder	N.O./Okla. City High Assist	Opponent High Scorer	Attn
1	11/1	H	W	SAC	93-67	1-0	W1	Brown 20	West 11	Claxton/Paul 4	Stojakovic 18	19,163
2	11/2	A	L	CLE	87-109	1-1	L1	Claxton 16	Andersen 8	Nachbar 6	James 31	20,562
3	11/5	A	W	HOU	91-84	2-1	W1	Brown 18	Brown 13	Paul 8	Yao 20	15,875
4	11/9	H	L	ORL	83-88	2-2	L1	Claxton 24	Brown 10	Claxton 6	Francis 24	18,508
5	11/12	H	L	DAL	103-109	2-3	L2	Paul 26	Brown 7	Claxton 7	Nowitzki 30	19,163
6	11/15	A	L	MIA	102-109*	2-4	L3	Brown 24	Brown 12	Paul 10	Wade 25	19,600
7	11/16	H	L	DEN	81-91	2-5	L4	Paul 18	Three tied at 9	Paul 5	Anthony 31	18,442
8	11/18	H	W	ATL	95-92	3-5	W1	Paul 25	Andersen 18	Paul 12	Stoudamire 30	17,554
9	11/19	A	W	ORL	98-95	4-5	W2	West 34	West/Andersen 8	Paul 8	Turkoglu/Dooling 22	14,489
10	11/21	A	L	PHI	91-103	4-6	L1	West 20	West 9	Paul 6	Iverson 24	12,452
11	11/23	H	W	MIN	84-80	5-6	W1	West 22	West 13	Paul 8	Garnett 24	19,163
12	11/26	A	W	SEA	105-99	6-6	W2	West 21	Paul 7	Paul 10	Lewis 21	16,371
13	11/28	A	L	GSW	83-99	6-7	L1	Paul 15	West 11	Claxton 9	Three tied at 17	16,270
14	11/30	A	W	DEN	102-95	7-7	W1	Mason 26	Brown 12	Paul 9	A. Miller 33	15,603
15	12/2	H	W	PHI	88-86	8-7	W2	West 22	Brown 14	Paul 9	Iverson 34	19,163
16	12/3	A	L	DAL	88-97	8-8	L1	Paul 25	Brown/Paul 6	Paul 5	Nowitzki 30	19,651
17	12/6	A	L	MEM	73-89	8-9	L2	Mason/West 15	Andersen 10	Three tied at 4	Gasol 29	13,271
18	12/7	H	L	BOS	87-101	8-10	L3	West 29	Paul 10	Paul 6	Pierce 28	18,753
19	12/9	A	L	POR	95-98*	8-11	L4	Claxton 27	Paul 7	Paul 10	Dixon 28	12,305
20	12/11	A	L	SAC	100-110	8-12	L5	Paul 18	Brown 8	Paul 12	Three tied at 23	17,317
21	12/12	A	W	PHO	91-87	9-12	W1	Smith 26	Smith 10	Paul 7	Bell 24	15,547
22	12/14	H	W	LAC	102-89	10-12	W2	Smith 21	West 12	Paul 8	Cassell 26	17,490
23	12/16	H	L	PHO	88-101	10-13	L1	Paul 25	West/Brown 13	Paul 6	House 26	7,302
24	12/18	H	W	SAS	89-76	11-13	W1	West 19	Paul 12	Paul 9	Parker/Finley 17	19,297
25	12/21	A	L	MIN	69-88	11-14	L1	Paul 15	Brown 9	Claxton 4	Szczerbiak 21	14,454
26	12/23	A	L	MIL	94-101	11-15	L2	West 27	West 18	Paul 8	Redd 36	16,824
27	12/28	H	W	HOU	92-90	12-15	W1	Smith 16	West/Brown 7	Paul 15	McGrady 38	19,205
28	12/29	A	L	SAS	84-111	12-16	L1	West 18	Brown 6	Paul 7	Finley 18	18,797
29	12/31	H	L	DAL	90-95	12-17	L2	West 18	West 10	Paul 10	Nowitzki 24	19,170
30	1/2	H	W	CHA	103-86	13-17	W1	Paul 24	Mason/West 9	Paul 11	Knight 19	17,683
31	1/4	H	W	MIA	107-92	14-17	W2	Mason 24	Mason/West 7	Paul 9	Wade/O'Neal 19	19,326
32	1/6	H	W	POR	90-80	15-17	W3	Snyder 22	West 13	Claxton 7	Dixon 27	18,995
33	1/7	A	L	ATL	93-101	15-18	L1	Claxton 29	West 9	Snyder 4	Harrington 24	11,332
34	1/10	H	L	DET	89-96	15-19	L2	West 20	Brown 9	Paul 5	Hamilton 30	19,260
35	1/13	H	W	SAC	90-76	16-19	W1	West 19	Paul 8	Claxton 8	Miller 18	11,343
36	1/14	A	W	HOU	86-80	17-19	W2	Paul 17	Brown 10	Paul 5	Howard 22	14,724
37	1/16	A	W	CHA	107-92	18-19	W3	Paul 24	West 11	Paul 6	Wallace 19	15,303
38	1/18	H	W	MEM	87-79	19-19	W4	Paul 16	West 14	Paul 9	Miller 21	14,554
39	1/20	A	L	WAS	99-110	19-20	L1	Paul 28	West 7	Paul 11	Arenas 33	19,062
40	1/21	A	W	NYK	109-98	20-20	W1	Paul 27	Brown 9	Paul 13	Frye 18	19,763
41	1/23	A	L	BOS	78-91	20-21	L1	West 21	Brown 8	Paul 6	Davis 32	14,473
42	1/25	H	L	SAS	68-84	20-22	L2	West/Butler 15	Brown 9	Paul 4	Duncan 17	19,289
43	1/28	A	W	MEM	95-86	21-22	W1	Claxton 20	West 12	Paul 8	Gasol 25	16,228
44	1/30	H	W	MIL	94-93	22-22	W2	West 24	West 15	Paul 9	Redd 32	18,197
45	2/1	H	W	CHI	100-95	23-22	W3	Paul 25	Brown 6	Paul 13	Hinrich 20	19,163
46	2/4	H	W	LAL	106-90	24-22	W4	Mason 21	Brown 9	Paul 13	Bryant 35	19,344
47	2/6	A	L	NUN	91-99	24-23	L1	Claxton 23	Mason/Paul 7	Paul 13	Jefferson 26	13,998
48	2/8	H	W	SEA	109-102	25-23	W1	West 26	West 10	Snyder 12	Lewis 34	18,807
49	2/10	H	W	NYK	111-100	26-23	W2	West 21	West 10	Claxton 11	Rose 20	19,163
50	2/11	A	W	MIN	100-94	27-23	W3	Claxton/Snyder 28	Mason 9	Claxton 7	Davis 23	15,933
51	2/13	H	W	WAS	97-96	28-23	W4	West 19	West 9	Claxton 10	Arenas 43	18,678
52	2/15	H	W	POR	02-86	29-23	W5	Snyder 22	Butler 9	Paul 7	Three tied at 12	19,051
53	2/21	A	L	IND	75-97	29-24	L1	Paul 27	Mason 7	Paul 6	Granger 22	14,108
54	2/22	H	L	UTA	76-82	29-25	L2	Paul 18	Williams 13	Paul 7	Williams 17	18,368
55	2/25	A	W	UTA	100-95	30-25	W1	Paul 23	Johnson 11	Paul 8	Okur 26	18,471
56	2/26	A	W	POR	88-75	31-25	W2	West 22	Jackson 8	Paul 8	Randolph 23	12,860
57	2/28	A	L	SEA	103-114	31-26	L1	Paul 25	Paul 7	Paul 14	Allen 33	15,115
58	3/1	A	L	LAC	67-89	31-27	L2	Mason 20	Brown 11	Paul 12	Brand 25	16,157
59	3/6	H	L	PHO	88-101	31-28	L3	West 22	West 8	Paul 11	Diaw 20	19,207
60	3/8	H	L	LAL	107-113	31-29	L4	West 25	Snyder 6	Paul 10	Bryant 40	17,744
61	3/10	H	L	IND	90-92	31-30	L5	West 20	Paul 7	Paul 8	Stojakovic 26	18,506
62	3/12	H	L	NJN	84-95	31-31	L6	Paul 17	Brown 8	Paul 7	Carter 27	19,198
63	3/14	A	L	SAS	81-96	31-32	L7	Paul/Jackson 16	Butler 8	Paul 7	Parker 20	18,797
64	3/18	H	L	DEN	94-109	31-33	L8	West 24	Brown 10	Paul 10	Anthony 28	17,912
65	3/21	H	W	LAC	120-108	32-33	W1	Butler 32	West 11	Paul 9	Maggette 25	16,799
66	3/23	H	L	HOU	92-93	32-34	L1	West 14	West 11	Paul 10	Yao/Alston 22	19,163
67	3/24	A	L	CHI	82-96	32-35	L2	Paul 13	West/Butler 9	Claxton 6	Gordon 25	21,793
68	3/26	A	L	LAL	94-105	32-36	L3	West 23	West 10	Paul/Claxton 6	Bryant 30	18,997
69	3/27	A	L	UTA	80-104	32-37	L4	Butler 15	Brown 8	Paul 7	Boozer 21	17,437
70	3/29	A	W	GSW	86-85	33-27	W1	Butler 20	Jackson 8	Paul 7	Dunleavy/Richardson 19	16,885
71	3/31	H	W	MEM	107-102	34-27	W2	Jackson 24	Johnson 8	Claxton 8	Jackson 23	18,817
72	4/2	A	W	TOR.	120-113**	35-27	W3	Paul 24	Paul 12	Paul/Claxton 12	Peterson 27	15,079
73	4/4	A	L	DET	93-101	35-38	L1	Paul/West 24	Three tied at 6	Paul 10	McDyess 26	22,076
74	4/5	H	W	GSW	114-109	36-38	W1	Claxton 21	Paul/Butler 11	Paul 16	Richardson 24	18,169
75	4/7	H	W	TOR	95-89*	37-38	W2	West 19	West 9	Paul 8	James 36	18,854
76	4/8	A	L	DAL	77-101	37-39	L1	Butler 14	Butler 7	Paul 5	Nowitzki 20	20,336
77	4/10	H	L	CLE	101-103	37-40	L2	Paul 22	Brown 10	Paul 5	James 32	19,187
78	4/12	H	W	SEA	104-99	38-40	W1	Paul 21	Jackson 14	Paul 6	Allen 36	18,607
79	4/14	H	L	UTA	104-105	38-41	L1	West 31	West 12	Paul 7	Kirilenko 25	19,163
80	4/16	A	L	SAC	79-96	38-42	L2	Paul 12	Bass 7	Paul 7	Bibby 23	17,317
81	4/17	A	L	PHO	78-115	38-43	L3	Paul/Jackson 11	Johnson 7	Paul 5	Barbosa 21	18,422
82	4/19	A	L	LAL	95-115	38-44	L4	Brown 16	Jackson 13	Paul 7	Bryant 35	18,997

\* - overtime

**PJ Brown**

**Record: 18-64    West: 10-42    East: 8-22    Division: 2-14    Home: 11-30    Road: 7-34    Overtime: 2-6**

**Head Coach:** Byron Scott, Arizona State  
**Assistant Coaches:** Jim Clemons, Ohio State; Darrell Walker, Arkansas; Kenny Gattison, Old Dominion  
**Trainer:** Terry Kofler, Xavier

Player	G	GS	MIN	FG	FGA	PCT	3FG	FGA	PCT	FT	FTA	PCT	OFF	DEF	TOT	AST	PF	DQ	STL	TO	BLK	PTS	AVG
B. Davis	18	13	593	111	303	.366	44	137	.321	74	96	.771	16	51	67	129	52	0	31	38	4	340	18.9
Nailon	68	51	2017	415	869	.478	0	2	.000	133	165	.806	128	170	298	109	190	1	36	110	16	963	14.2
Wesley	26	26	934	133	342	.389	28	80	.350	67	76	.882	12	73	85	109	65	0	35	54	1	361	13.9
Dickau(TOT)	71	46	2090	306	756	.405	85	245	.347	190	228	.833	34	146	180	347	201	3	76	145	4	887	12.5
Dickau(NO)	67	46	2074	305	748	.408	84	242	.347	188	225	.836	34	45	79	346	200	3	6	44	4	882	3.2
Magloire	23	22	703	98	227	.432	0	0	—	74	123	.602	79	126	205	29	74	0	8	59	23	270	1.7
Claxton(TOT)	62	47	1866	257	611	.421	11	61	.180	187	254	.736	37	147	184	374	84	7	109	119	8	712	11.5
Claxton(NO)	6	3	365	41	110	.373	1	9	.111	25	41	.610	5	26	31	88	30	1	22	27	2	08	6.8
Brown	82	78	2817	338	758	.446	0	0	—	210	243	.864	266	471	37	178	233	3	4	01	50	86	0.8
Smith	76	56	1859	295	748	.394	81	281	.288	111	161	.689	39	113	152	142	35	0	55	109	11	782	10.3
Armstrong	14	9	412	53	159	.333	17	70	.243	19	21	.905	16	32	48	65	30	1	5	28	2	142	10.1
Rogers	30	26	882	109	289	.377	25	92	.272	32	42	.762	28	114	142	60	103	1	19	66	12	275	9.2
Andersen	67	2	1430	191	358	.534	0	3	.000	131	190	.689	137	273	410	71	144	0	14	64	100	513	7.7
Nachbar(TOT)	71	6	1341	161	411	.392	75	196	.383	97	117	.829	24	158	182	74	183	1	29	73	16	494	7.0
Nachbar(NO)	55	4	1137	146	368	.397	65	175	.371	88	105	.838	20	132	152	65	153	1	28	68	16	445	8.1
Jacobsen(TOT)	84	1	1798	165	408	.404	66	177	.373	151	192	.786	35	132	167	113	104	0	33	71	8	547	6.5
Jacobsen(NO)	44	1	1030	100	251	.398	32	88	.364	103	130	.792	18	82	100	76	48	0	22	44	7	335	7.6
West	30	8	552	75	172	.436	2	5	.400	34	50	.680	40	89	129	23	62	0	12	37	16	186	6.2
Harrington	29	7	550	64	178	.360	6	19	.316	29	35	.829	13	50	63	62	72	1	25	41	5	163	5.6
Garcia	8	3	146	18	52	.346	5	18	.278	3	4	.750	7	8	15	18	15	0	4	8	1	44	5.5
Vroman(TOT)	46	18	705	82	199	.412	0	3	.000	48	75	.640	64	111	175	40	105	3	25	64	19	212	4.6
Vroman(NO)	36	17	648	76	183	.415	0	3	.000	44	68	.647	59	103	162	33	94						

ATION • HUSTLE • TAKE IT STRONG TO THE HOOP • CONTEST JUMPSHOTS • NO OPEN LAYUPS • NEVER GIVE UP • COMMITMENT • NON-NEGOTIABLES • ROLL TO THE BASKET • TRUST EACH OTHER • STAY FOCUSED • REBOUND • COMMITMENT • LEADERSHIP • FINISH FAST BREAKS • EXCITEMENT • COMPETITIVE FIRE  
ITIONING • GET BACK ON DEFENSE • BE AGGRESSIVE • STUDY YOUR OPPONENT • NO EMPTY POSSESSIONS • STAY FOCUSED • REBOUND • WORK HARD • NON NEGOTIABLES • CRASH THE BOARDS • DEFEND THE PAINT • RESPECT THE GAME • BOX OUT • BE ALERT ON DEFENSE • CONTEST JUMPSHOTS • PREPARATION • HUSTLE  
SES • NEVER TAKE A PLAY OFF • DEDICATION • PLAY AS A TEAM • HEART AND INTENSITY • DEFEND THE PAINT • RESPECT THE GAME • NO TURNOVERS • BE ALERT ON DEFENSE • CONTEST JUMPSHOTS • PREPARATION • HUSTLE • ROLL TO THE BASKET • TRUST EA  
BLES • ROLL TO THE BASKET • TRUST EACH OTHER • OVERCOME ADVERSITY • PLAY UNDER CONTROL • HIT THE OPEN MAN • LEADERSHIP • FINISH FAST BREAKS • EXCITEMENT • COMPETITIVE FIRE • FIGHT • FEED THE POST • PLAY UNDER CONTROL • HIT THE OP  
RK HARD • NO EMPTY POSSESSIONS • CRASH THE BOARDS • TAKE THE CHARGE • PLAY WITH PASSION • BOX OUT • DON'T MESS WITH THE GAME • TAKE THE OPEN SHOT • MAKE GOOD PASSES • NEVER TAKE A PLAY OFF • DEDICATION • LEADERSHIP • STAY FOCUSED  
• TO THE HOOP • CONTEST JUMPSHOTS • NO OPEN LAYUPS • NEVER GIVE UP • COMMITMENT • NON-NEGOTIABLES • ROLL TO THE BASKET • TRUST EACH OTHER • OVERCOME ADVERSITY • FUNDAMENTALS • WORK HARD • PLAY AS A TEAM • HEART AND INTENSITY • DEFEND THE PAINT • RESPECT THE GAME • NO TURNOVERS  
• GET BACK ON DEFENSE • BE AGGRESSIVE • STUDY YOUR OPPONENT • FUNDAMENTALS • STAY FOCUSED • REBOUND • WORK HARD • NO EMPTY POSSESSIONS • CRASH THE BOARDS • TAKE THE CHARGE • STUDY YOUR OPPONENT • NEVER GIVE UP • HIT THE OPEN MAN • LEADERSHIP • FINISH FAST BREAKS

# TEAM HISTORY

## Game-by-Game

G	Date	H/A	W/L	Opp	NO/Opp	Record	Streak	New Orleans High Scorer	New Orleans High Rebounder	New Orleans High Assist	Opponent High Scorer	Attn'd
1	11/3	H	L	DAL	91-106	0-1	L1	Davis 25	Magloire 12	Davis 9	Three with19	17,682
2	11/5	H	L	ORL	89-90	0-2	L2	Davis 36	Andersen 7	Davis 7	Turkoglu 21	14,218
3	11/6	A	L	MIN	92-99	0-3	L3	Davis 21	Magloire 8	Davis 12	Garnett 29	15,812
4	11/9	H	L	LAL	98-106	0-4	L4	Davis 23	Magloire 11	Armstrong/Davis 5	Bryant 31	17,202
5	11/12	H	L	ATL	95-96	0-5	L5	Davis 18	Magloire 12	Davis 7	Walker 27	12,069
6	11/13	A	L	MIL	91-94	0-6	L6	Armstrong 21	Brown 9	Wesley 10	Redd 30	16,333
7	11/17	H	L	PHO	84-95	0-7	L7	Wesley 19	Brown 10	Wesley 9	Stoudemire 38	11,359
8	11/20	H	L	MIN	94-99	0-8	L8	Nailon 21	Brown 8	Armstrong 7	Griffin 23	15,632
9	11/22	A	W	UTA	76-75	1-8	W1	Magloire 20	Magloire 11	Wesley 5	Kirilenko 18	19,911
10	11/23	A	L	GSW	109-115***	1-9	L1	Magloire 27	Brown 15	Armstrong 7	Richardson 26	15,362
11	11/26	A	L	PHO	86-95	1-10	L2	Nailon 22	Nailon 9	Armstrong 5	Marion 33	17,986
12	11/28	A	L	LAL	76-89	1-11	L3	Armstrong 21	Brown 11	Armstrong 5	Bryant 20	18,997
13	11/29	A	L	DEN	67-76	1-12	L4	Nailon 16	West 10	Armstrong 5	Boykins 22	13,119
14	12/1	H	L	SAC	81-94	1-13	L5	Wesley 18	Lynch 10	Armstrong 6	Miller 24	12,133
15	12/4	H	L	DET	69-92	1-14	L6	Nailon 18	Brown 8	Harrington 5	B. Wallace 22	14,910
16	12/7	A	L	HOU	81-89	1-15	L7	Wesley 18	Brown 9	Wesley 6	Yao 21	10,923
17	12/8	H	L	NYK	79-86	1-16	L8	Dickau 17	Andersen 12	Wesley 6	Marbury 22	12,542
18	12/10	A	L	NJN	91-94*	1-17	L9	Dickau 18	Brown/Lynch 9	Lynch 5	Jefferson 24	13,478
19	12/12	A	L	WAS	69-88	1-18	L10	Dick/Harr 14	Andersen/Brown 10	Harrington 4	Haywood/Jamison 17	13,969
20	12/14	A	L	CHA	93-94	1-19	L11	Wesley 23	Andersen 13	Harrington/Wesley 7	Okafor 20	13,589
21	12/15	H	W	GSW	98-89	2-19	W1	Dickau 23	Brown 11	Wesley 6	Murphy 25	13,641
22	12/17	H	L	SAS	67-83	2-20	L1	Nailon 22	Brown 10	Wesley 5	Duncan 19	13,071
23	12/19	A	L	SAC	71-107	2-21	L2	Brown 14	Andersen 7	Brown 5	Stojakovic 21	17,317
24	12/21	A	L	LAC	91-100*	2-22	L3	Wesley 22	Andersen 18	Dickau 7	Simmons 30	13,034
25	12/22	A	L	LAL	89-101	2-23	L4	Wesley 20	Brown 17	Wesley 6	Atkins 30	18,477
26	12/26	A	L	CLE	91-100	2-24	L5	Nailon 18	Freije 11	Dickau 7	James 22	20,562
27	12/27	A	L	IND	82-100	2-25	L6	Nailon 28	Brown 12	Davis/Dickau 4	Miller 24	16,930
28	12/29	H	L	PHO	96-107	2-26	L7	Smith 23	Freije 8	Davis 7	Richardson 31	16,905
29	1/3	A	L	BOS	90-108	2-27	L8	Davis/Nailon 18	Brown 15	Davis 5	Davis 23	13,002
30	1/5	H	L	CHI	89-95	2-28	L9	Davis 21	Rogers 8	Davis 5	Hinrich 19	13,369
31	1/7	A	L	MEM	76-84	2-29	L10	Davis 19	Brown 12	Davis 8	Gasol 20	15,317
32	1/8	H	W	SAC	121-117*	3-29	W1	Davis 26	Brown 14	Davis 17	Stojakovic 37	14,635
33	1/11	A	W	NYK	88-82	4-29	W2	Davis 21	Brown 12	Davis 10	Houston 17	17,619
34	1/12	A	L	DET	76-90	4-30	L1	Davis 16	Davis 8	Davis 6	Billups 25	22,076
35	1/14	H	W	POR	112-106	5-30	W1	Dickau 25	Andersen 15	Davis 6	Stoudamire 54	12,417
36	1/16	A	L	TOR	99-102	5-31	L1	Nailon 32	Andersen 9	Davis 11	Peterson 25	14,422
37	1/17	A	L	PHI	91-95	5-32	L2	Nailon 23	Brown 14	Dickau 6	Iverson 29	17,428
38	1/19	H	W	IND	90-87	6-32	W1	Nailon 30	Andersen/Nailon 10	Tickau 5	Tinsley 28	12,190
39	1/22	H	W	LAC	88-85	7-32	W2	Dickau 27	Andersen 10	Dickau 8	Brand 28	14,123
40	1/24	A	L	MIA	68-97	7-33	L1	Dickau 16	Jacobsen 7	Jacobsen 7	Wade 18	19,600
41	1/26	H	L	HOU	77-82	7-34	L2	Dickau 23	Brown 10	Dickau 10	McGrady 33	15,249
42	1/28	H	W	PHI	99-95*	8-34	W1	Brown 20	Brown 10	Dickau 16	Williamson 20	15,322
43	1/29	A	L	SAS	83-93	8-35	L1	Dickau 16	Andersen 6	Brown/Dickau 3	Parker 23	18,797
44	1/31	H	L	MEM	91-98	8-36	L2	Dickau 19	Brown 12	Dickau 12	Swift/Wright 19	11,610
45	2/2	H	L	DAL	82-90	8-37	L3	Dickau 18	Brown 12	Brown 4	Nowitzki 20	11,094
46	2/4	A	L	GSW	82-90	8-38	L4	Rogers 23	Brown 10	Dickau 5	Richardson 25	13,589
47	2/5	A	L	UTA	92-108	8-39	L5	Nachbar 21	Andersen/Dickau 5	Dickau 4	Boozer 18	19,575
48	2/8	A	L	SEA	91-108	8-40	L6	Jacobsen 21	Brown 11	Dickau 4	Allen 26	15,482
49	2/9	A	W	POR	91-80	9-40	W1	Smith 19	Lynch 12	Dickau 5	Stoudamire 30	13,454
50	2/11	H	W	GSW	111-108	10-40	W2	Rogers 20	Rogers 9	Smith 6	Fisher 23	15,760
51	2/13	A	L	ORL	94-97	10-41	L1	Dickau 28	Andersen/Rogers 8	Dickau 6	Francis/Turkoglu 22	12,497
52	2/14	H	W	WAS	98-96	11-41	W1	Smit 18	Lynch 9	Dickau 7	Arenas 34	11,687
53	2/16	H	L	SAS	78-101	11-42	L1	Smith 25	Brown 7	Dickau 5	Duncan 19	13,105
54	2/23	H	L	SEA	85-103	11-43	L2	Smith 19	Four with 4	Lynch 6	Lewis 26	12,771
55	2/27	H	L	DEN	93-94	11-44	L3	Dickau 22	Andersen 10	Claxton 8	Anthony 31	14,548
56	2/28	A	L	DAL	86-90	11-45	L4	Nailon 14	Brown 14	Dickau 5	Nowitzki 28	19,947
57	3/2	H	W	CHA	94-85	12-45	W1	Dickau 18	Brown 15	Dickau 7	Okafor 18	14,517
58	3/4	H	W	UTA	92-85	13-45	W2	Brown/Nailon 14	Andersen 11	Dickau 7	Kirilenko 21	14,681
59	3/6	H	L	TOR	84-95	13-46	L1	Nailon 18	Andersen/Vroman 9	Claxton 5	Bosh 33	10,638
60	3/9	H	L	NJN	85-86*	13-47	L2	Smith 23	Andersen 11	Three with 5	Carter 24	11,569
61	3/12	H	W	MIL	111-107	14-47	W1	Dickau/Smith 17	Brown 13	Dickau 7	Redd 29	14,899
62	3/14	A	L	SAS	89-112	14-48	L1	Vroman 17	Brown 8	Claxton/Dickau 7	Udrih 25	18,797
63	3/16	H	L	MEM	82-88	14-49	L2	Nachbar 19	Brown 13	Claxton 10	Posey 20	14,164
64	3/18	A	W	CHI	94-90	15-49	W1	Dickau/Magloire 17	Brown 11	Nachbar 5	Hinrich 27	22,217
65	3/19	H	L	BOS	100-113	15-50	L1	Smith 21	Vroman 11	Dickau 6	Davis 27	17,059
66	3/21	A	L	DAL	86-103	15-51	L2	Smith 27	Magloire 12	Jacobsen 4	Nowitzki 25	19,997
67	3/23	A	L	MIN	102-107	15-52	L3	Magloire/Smith 20	Magloire 17	Smith 7	Garnett 24	15,877
68	3/25	H	L	HOU	68-81	15-53	L4	Nailon 17	Brown 10	Dickau 6	Sura 19	15,847
69	3/26	A	W	MEM	96-85	16-53	W1	Smith 33	Brown 14	Dickau 7	Cardinal 17	18,119
70	3/28	H	L	CLE	108-109*	16-54	L1	Smith 22	Brown 11	Dickau 12	James 44	16,118
71	4/1	A	W	HOU	76-73	17-54	W1	Nailon 16	Andersen 16	Dickau 6	McGrady 21	18,148
72	4/2	H	L	MIA	99-111	17-55	L1	Brown 21	Andersen/Brown 6	Dickau 7	O'Neal 34	18,582
73	4/5	A	W	ATL	96-86	18-55	W1	Nailon 19	Andersen 8	Dickau 8	Delk/Gugliotta 18	11,500
74	4/6	H	L	DEN	83-94	18-56	L1	Dickau 20	Andersen 12	Dickau 7	Anthony 18	14,654
75	4/8	H	L	UTA	87-98	18-57	L2	Smith 18	Brown 13	Dickau 6	Harpring 28	13,860
76	4/10	H	L	POR	81-90	18-58	L3	Nailon 20	Vroman 8	Dickau 10	Abdur-Rahim 25	16,022
77	4/12	A	L	PHO	85-99	18-59	L4	Smith 23	Brown 15	Dickau 6	Stoudemire 27	17,616
78	4/13	A	L	DEN	102-116	18-60	L5	Smith 25	Vroman 10	Nachbar/Vroman 4	Anthony 19	17,316
79	4/15	A	L	SEA	72-97	18-61	L6	Nailon 15	Brown 6	Dickau 6	Allen 32	17,072
80	4/16	A	L	LAC	89-94	18-62	L7	Dickau/Smith 17	Brown 9	Dickau 5	Simmons 21	19,060
81	4/18	H	L	MIN	99-102	18-63	L8	Jacobsen 15	Brown/Nachbar 7	Dickau 11	Szcerbiak 25	15,234
82	4/20	H	L	LAC	99-102	18-64	L9	Smith 15	Lampe/Vroman 7	Smith 11	Brand 18	15,982

\*-overtime

## A black and white photograph of basketball player David Wesley. He is shown from the chest up, wearing a basketball jersey and a white wristband on his left arm. He is looking back over his right shoulder towards the camera with a serious expression. The background is a blurred crowd in a stadium.

**Head Coach:** Tim Floyd, Louisiana Tech '77  
**Assistant Coaches:** Alvin Gentry, Appalachian State '77; Jeff Bower, St. Francis (PA) '83; Kenny Gattison, Old Dominion '86; Jan van Breda Kolff, Vanderbilt '74  
**Trainer:** Terry Kofler, Xavier '76

Player	G	GS	MIN	FG	FGA	PCT	3FG	FGA	PCT	FT	FTA	PCT	OFF	DEF	TOT	AST	PF	DQ	STL	TO	BLK	PTS	AVG
Davis	67	66	2686	554	1402	.395	187	582	.321	237	352	.673	66	221	287	501	178	2	158	215	27	1532	22.9
Mashburn	19	18	730	156	398	.392	19	67	.284	65	80	.813	19	98	117	47	42	0	14	37	5	396	20.8
Wesley	61	60	2001	311	800	.389	92	285	.323	137	182	.753	28	106	134	175	147	1	71	100	14	851	14.0
Magloire	82	82	2777	383	809	.473	0	1	.000	353	470	.751	268	579	847	86	278	6	43	201	101	1119	13.6
Armstrong	79	22	2247	291	736	.395	135	429	.315	123	144	.854	63	163	226	311	148	1	133	155	16	840	10.6
PJ Brown	80	80	2753	339	712	.476	0	1	.000	158	185	.854	237	453	690	155	203	2	78	101	73	836	10.5
Augmon	69	24	1416	143	347	.412	1	7	.143	110	139	.791	52	122	174	85	114	2	55	76	15	397	5.8
Traylor	71	0	942	145	287	.505	2	5	.400	70	128	.547	106	156	262	43	161	3	39	62	37	362	5.1
Smith	71	4	929	119	293	.406	43	107	.402	77	83	.928	27	54	81	56	91	0	15	42	6	358	5.0
Williams (TOT)	53	4	763	87	232	.375	30	100	.300	51	58	.879	9	51	60	116	62	0	37	47	2	255	4.8
Williams (NO)	16	2	238	28	81	.346	5	26	.192	11	13	.846	0	17	17	52	22	0	14	21	1	72	4.5
Lynch	78	51	1701	149	375	.397	43	139	.309	34	51	.667	96	216	312	117	159	1	48	64	18	375	4.8
Carter (TOT)	10	0	110	11	35	.314	4	11	.364	16	20	.800	2	9	11	4	10	0	0	9	0	42	4.2
Carter (NO)	6	0	60	6	21	.286	3	8	.375	5	8	.625	2	6	8	2	5	0	0	3	0	20	3.3
West	71	1	930	108	228	.474	0	2	.000	57	80	.713	117	180	297	60	117	0	27	48	28	273	3.8
Rooks	35	0	325	34	94	.362	0	0	—	12	15	.800	10	40	50	11	48	0	9	15	5	80	2.3
T. Brown	3	0	17	2	4	.500	0	0	—	2	4	.500	0	1	1	2	1	0	0	7	0	6	2.0
Drew	15	0	78	4	18	.222	1	7	.143	3	3	1.000	0	6	6	13	1	0	4	8	0	12	0.8
Hornets	82		19830	2772	6605	.420	531	1666	.319	1454	1937	.751	1091	2418	3509	1716	1715	18	708	1228	346	7529	91.8
Opponents	82		19830	2843	6443	.441	444	1301	.341	1407	1877	.750	972	2477	3449	1790	1734	14	613	1282	429	7537	91.9

								New Orleans	New Orleans	New Orleans	Opponent	
G	Date	H/A	W/L	Opp	NQ/Opp	Record	Streak	High Scorer	High Rebounder	High Assist	High Scorer	Attn'd
1	10/29	A	W	ATL	88-83*	1-0	W1	Armstrong 18	Brown 15	Davis 10	Jackson 21	15,242
2	10/30	A	W	ORL	100-98	2-0	W2	Wesley 28	Magloire 8	Davis 8	McGrady 33	15,911
3	11/1	H	W	BOS	97-90	3-0	W3	Davis 37	Lynch/Magloire 6	Davis 7	Pierce 25	13,392
4	11/3	A	L	ATL	80-90	3-1	L1	Traylor 20	Brown 12	Armstrong 6	Glover 20	5,683
5	11/5	A	W	PHI	106-99*	4-1	W1	Davis 37	Brown 12	Davis 6	Iverson 29	17,283
6	11/7	H	W	LAL	114-95	5-1	W2	Davis 23	Magloire 8	Davis 12	O'Neal 21	18,550
7	11/8	H	L	CHI	106-109	5-2	L1	Davis 35	Brown 11	Davis 13	Rose 34	13,173
8	11/11	A	L	DAL	97-125	5-3	L2	Davis 25	Davis/Lynch/Tray 5	Armstrong 6	Walker 21	19,820
9	11/12	H	W	UTA	96-89	6-3	W1	Davis 23	Lynch 6	Davis 9	Harpring 20	11,356
10	11/15	H	W	POR	101-79	7-3	W2	Davis 23	Brown 10	Davis 8	Wallace/Wells 19	12,483
11	11/18	A	W	NJN	88-85	8-3	W3	Davis 25	Lynch 17	Davis 12	Jefferson 16	11,510
12	11/19	A	W	BOS	81-73	9-3	W4	Davis 17	Brown 16	Davis 5	Pierce 23	13,179
13	11/21	H	L	IND	75-76	9-4	L1	Davis 33	Lynch 12	Davis 7	O'Neal 24	17,126
14	11/23	A	W	DET	81-80	10-4	W1	Davis 20	Magloire 15	Davis 7	Prince 13	22,076
15	11/25	A	L	MIA	87-91	10-5	L1	Davis 28	Magloire 10	Davis 10	Jones 25	14,424
16	11/26	H	W	CLE	82-72	11-5	W1	Davis 26	Magloire 11	Davis 8	Ilgauskas 20	16,410
17	11/29	A	L	NYK	74-79	11-6	L1	Wesley 16	Magloire 17	Davis 10	Houston 18	19,424
18	12/2	A	W	ORL	100-91	12-6	W1	Davis 21	Brown 13	Davis 11	Gircek 25	12,264
19	12/3	H	W	ORL	106-91	13-6	W2	Davis 27	Magloire 14	Davis 12	McGrady 29	13,757
20	12/5	H	L	HOU	74-83	13-7	L1	Armstrong 17	Magloire 12	Davis 11	Taylor 17	13,886
21	12/6	A	W	CHI	97-91	14-7	W1	Armstrong 23	Brown 12	Davis 5	Crawford 28	19,353
22	12/8	H	W	MIL	91-85	15-7	W2	Magloire 20	Magloire 11	Davis 10	Mason 17	14,747
23	12/11	A	W	PHO	111-101	16-7	W3	Davis 29	Magloire 14	Davis 6	Marbury 24	17,173
24	12/12	A	W	GSW	96-85	17-7	W4	Davis 27	Brown 15	Davis 12	Dunleavy 25	14,365
25	12/15	A	L	LAC	80-109	17-8	L1	Magloire 17	Brown 13	Davis 8	Brand 27	11,961
26	12/16	A	L	DEN	94-116	17-9	L2	Davis 25	West 9	Armstrong 8	Anthony 21	14,193
27	12/18	H	L	SAC	90-101	17-10	L3	Davis 23	Magloire 13	Davis 6	Miller 21	13,769
28	12/20	H	W	MEM	94-89	18-10	W1	Davis 25	Magloire 13	Davis 12	Wells 18	14,320
29	12/23	A	L	CLE	86-97	18-11	L1	Davis 27	Brown 14	Wesley 7	James 22	16,609
30	12/26	H	W	ATL	109-79	19-11	W1	Wesley 32	Magloire 11	Armstrong/Davis 8	Mohammed 12	15,390
31	12/29	A	L	DET	99-108	19-12	L1	Wesley 22	Brown 10	Davis 9	Billups 31	22,076
32	12/31	A	W	BOS	96-94	20-12	W1	Davis 29	Brown 14	Davis 10	Welsch 17	16,304
33	1/2	A	W	TOR	86-74	21-12	W 2	Davis 22	Magloire 11	Davis 6	Carter 22	19,800
34	1/3	A	L	IND	84-91	21-13	L1	Davis 35	Brown 14	Wesley 5	O'Neal 26	17,566
35	1/7	H	W	WAS	97-87	22-13	W1	Davis 28	Magloire 13	Davis 10	Hughes 15	15,466
36	1											

A black and white photograph of Baron Davis, a professional basketball player, in action. He is wearing a white New Orleans Hornets jersey with the team name and number 15 visible. He is also wearing a white headband and is dribbling a basketball with his right hand. The background is blurred, showing a basketball court setting.

**Record: 47-35    East: 32-22    West: 15-13    Division: 17-11    Home: 29-12    Road: 18-23    Overtime: 5-4**

**Head Coach:** Paul Silas, Creighton '64  
**Assistant Coaches:** Brian Hill, Kennedy '69; Stephen Silas, Brown '96; Bob Donewald Jr., Western Michigan '93  
**Trainer:** Terry Kofler, Xavier '76

Player	G	GS	MIN	FG	FGA	PCT	3FG	FGA	PCT	FT	FTA	PCT	OFF	DEF	TOT	AST	PF	DQ	STL	TO	BLK	PTS	AVG
Mashburn	82	81	3321	670	1586	.422	119	306	.389	313	369	.848	66	432	498	462	196	0	83	230	17	1772	21.6
Davis	50	47	1889	332	798	.416	99	283	.350	93	131	.710	56	130	186	320	148	3	91	140	22	856	17.1
Wesley	73	73	2710	449	1037	.433	134	316	.424	185	237	.781	38	137	175	251	173	0	109	132	9	1217	16.7
Brown	78	78	2609	319	601	.531	0	3	.000	194	232	.836	243	458	701	147	203	3	67	98	80	832	10.7
Magloire	82	82	2443	305	635	.480	0	3	.000	231	322	.717	260	464	724	88	276	4	49	158	111	841	10.3
Alexander	66	7	1360	193	505	.382	19	57	.333	118	146	.808	39	79	118	79	125	0	31	68	6	523	7.9
Campbell	41	1	685	101	247	.409	0	1	.000	93	115	.809	34	108	142	42	102	2	24	42	31	295	7.2
Anderson (TOT)	61	2	1135	163	382	.427	1	7	.143	45	57	.789	31	101	132	198	106	0	58	75	5	372	6.1
Anderson (NO)	23	1	446	61	150	.407	1	2	.500	16	22	.727	14	31	45	77	43	0	18	42	4	139	6.0
Pack	28	4	440	52	129	.403	0	5	.000	41	55	.745	11	40	51	81	35	0	25	40	0	145	5.2
Lynch	81	32	1497	147	359	.409	28	79	.354	41	74	.554	139	214	353	104	136	1	66	52	19	363	4.5
Moiso	51	1	644	89	171	.520	0	0	---	27	41	.659	59	119	178	22	87	1	19	46	44	205	4.0
Traylor	69	0	851	105	237	.443	1	3	.333	57	88	.648	108	154	262	50	153	1	45	53	37	268	3.9
Augmon	70	3	862	79	192	.411	0	7	.000	54	72	.750	26	93	119	69	80	0	27	40	9	212	3.0
Livingston	2	0	12	2	4	.500	0	0	---	2	2	1.000	0	0	0	1	0	0	0	0	0	6	3.0
Drew	13	0	79	8	27	.296	3	7	.429	0	0	---	4	9	13	11	2	0	2	3	0	19	1.5
Haston	12	0	57	2	17	.118	0	3	.000	2	4	.500	0	7	7	3	10	0	0	7	5	6	0.5
Hornets	82		19905	2914	6695	.435	404	1075	.376	1467	1910	.768	1097	2475	3572	1807	1769	15	656	1212	394	7699	93.9
Oronodons	82		19905	2857	6518	.438	338	1001	.338	1474	1925	.766	909	2368	3277	1630	1754	12	647	1196	427	7526	91.1

ATION • HUSTLE • TAKE IT STRONG TO THE HOOP • CONTEST JUMPSHOTS • NO OPEN LAYUPS • NEVER GIVE UP • COMMITMENT • NON-NEGOTIABLES • ROLL TO THE BASKET • TRUST EACH OTHER • STAY FOCUSED • REBOUND • COMMITMENT • LEADERSHIP • FINISH FAST BREAKS • EXCITEMENT • COMPETITIVE FIRE  
ITIONING • GET BACK ON DEFENSE • BE AGGRESSIVE • STUDY YOUR OPPONENT • NO EMPTY POSSESSIONS • STAY FOCUSED • REBOUND • WORK HARD • NON NEGOTIABLES • CRASH THE BOARDS • DEFEND THE PAINT • RESPECT THE GAME • BOX OUT • BE ALERT ON DEFENSE • CONTEST JUMPSHOTS • PREPARATION • HUSTLE  
SES • NEVER TAKE A PLAY OFF • DEDICATION • PLAY AS A TEAM • HEART AND INTENSITY • DEFEND THE PAINT • RESPECT THE GAME • NO TURNOVERS • BE ALERT ON DEFENSE • CONTEST JUMPSHOTS • PREPARATION • HUSTLE • ROLL TO THE BASKET • TRUST EA  
BLES • ROLL TO THE BASKET • TRUST EACH OTHER • OVERCOME ADVERSITY • PLAY UNDER CONTROL • HIT THE OPEN MAN • LEADERSHIP • FINISH FAST BREAKS • EXCITEMENT • COMPETITIVE FIRE • FIGHT • FEED THE POST • PLAY UNDER CONTROL • HIT THE OP  
RK HARD • NO EMPTY POSSESSIONS • CRASH THE BOARDS • TAKE THE CHARGE • PLAY WITH PASSION • BOX OUT • DON'T MESS WITH THE GAME • TAKE THE OPEN SHOT • MAKE GOOD PASSES • NEVER TAKE A PLAY OFF • DEDICATION • LEADERSHIP • STAY FOCUSED  
• TO THE HOOP • CONTEST JUMPSHOTS • NO OPEN LAYUPS • NEVER GIVE UP • COMMITMENT • NON-NEGOTIABLES • ROLL TO THE BASKET • TRUST EACH OTHER • OVERCOME ADVERSITY • FUNDAMENTALS • WORK HARD • PLAY AS A TEAM • HEART AND INTENSITY • DEFEND THE PAINT • RESPECT THE GAME • NO TURNOVERS  
• GET BACK ON DEFENSE • BE AGGRESSIVE • STUDY YOUR OPPONENT • FUNDAMENTALS • STAY FOCUSED • REBOUND • WORK HARD • NO EMPTY POSSESSIONS • CRASH THE BOARDS • TAKE THE CHARGE • STUDY YOUR OPPONENT • NEVER GIVE UP • HIT THE OPEN MAN • LEADERSHIP • FINISH FAST BREAKS

# TEAM HISTORY

## Game-by-Game

G	Date	H/A	W/L	Opp	NO/Opp	Record	Streak	New Orleans High Scorer	New Orleans High Rebounder	New Orleans High Assist	Opponent High Scorer	Attn'd
1	10/30	H	W	UTA	100-75	1-0	W 1	Davis 21	Mashburn 9	Davis 10	Malone 20	17,668
2	11/1	A	L	CHI	79-84	1-1	L 1	Mashburn 21	Brown 9	Davis 9	Rose 21	21,246
3	11/2	H	W	MIA	100-95	2-1	W 1	Mashburn 35	Brown 10	Davis 8	Jones 30	15,419
4	11/6	H	W	SEA	86-84	3-1	W 2	Davis 23	Magloire 11	Davis 9	Payton 29	13,630
5	11/8	H	W	GSW	110-104	4-1	W 3	Mashburn 32	Brown 16	Davis 8	Richardson 31	13,505
6	11/10	A	W	NYK	97-91*	5-1	W 4	Davis 24	Brown 11	Davis 9	Houston 27	18,653
7	11/12	A	L	DET	87-93	5-2	L 1	Mashburn 17	Mash/Magloire 8	Davis 7	Atkins 20	16,224
8	11/13	H	W	MIN	102-98	6-2	W 1	Mashburn 25	Mashburn 10	Davis 10	Garnett/Peeler 16	13,019
9	11/15	H	W	CHI	105-87	7-2	W 2	Davis/Wesley 22	Brown 11	Davis 12	Rose 23	14,356
10	11/16	A	L	ATL	82-89	7-3	L 1	Mashburn 19	Brown 14	Davis 8	Abdur-Rahim 27	17,128
11	11/19	H	W	PHI	99-98	8-3	W 1	Mashburn 37	Magloire 17	Davis 8	Iverson 38	17,489
12	11/22	H	W	NYK	105-97*	9-3	W 2	Mashburn 25	Magloire 11	Davis 10	Sprewell/Houston 23	15,022
13	11/23	A	W	CLE	97-84	10-3	W 3	Wesley 20	Brown 13	Mashburn 6	Davis 24	11,207
14	11/25	A	L	PHI	87-108	10-4	L 1	Mashburn 18	Magloire 9	Davis 6	Iverson 29	18,416
15	11/27	H	W	ATL	106-94	11-4	W 1	Davis/Mashburn 16	Brown 7	Davis 11	Terry 17	15,259
16	11/30	A	L	NYK	86-92*	11-5	L 1	Mashburn 20	Brown 11	Mashburn 9	Houston 20	19,258
17	12/1	A	L	BOS	86-95	11-6	L 2	Mashburn 33	Brown 14	Mashburn 8	Pierce 30	13,425
18	12/3	A	W	CHI	115-90	12-6	W 1	Wesley 25	Magloire 10	Mashburn 7	Rose 19	16,823
19	12/4	H	W	TOR	89-74	13-6	W 2	Davis 18	Brown 9	Davis/Wesley 5	Carter 26	13,342
20	12/6	H	W	HOU	98-96*	14-6	W 3	Mashburn 25	Magloire 17	Davis 9	Thomas 29	13,869
21	12/7	A	W	MIL	94-88	15-6	W 4	Mashburn 23	Campbell/Magloire 8	Wesley 6	Allen 29	15,784
22	12/9	H	L	LAC	90-94	15-7	L 1	Davis 33	Campbell 7	Davis 8	Brand 29	14,479
23	12/12	A	W	UTA	93-88	16-7	W 1	Wesley 33	Brown 8	Davis 7	Harpring 21	18,521
24	12/13	A	W	LAL	98-82	17-7	W 2	Mashburn 21	Mashburn 11	Davis 8	O'Neal 28	18,997
25	12/15	A	L	SAC	92-107	17-8	L 1	Davis 23	Brown 13	Mashburn 9	Webber 28	17,317
26	12/17	A	L	POR	93-102	17-9	L 2	Mashburn 22	Mashburn 8	Davis 6	Wells 30	18,018
27	12/18	A	L	GSW	106-111	17-10	L 3	Campbell 24	Brown 13	Davis/Mashburn 5	Jamison 35	11,567
28	12/20	A	W	SEA	88-86*	18-10	W 1	Mashburn 30	Brown 13	Mashburn 6	Lewis 26	14,539
29	12/23	A	L	SAS	99-94*	18-11	L 1	Wesley 20	Davis 8	Davis 8	Duncan 29	18,797
30	12/26	H	L	DAL	81-83	18-12	L 2	Wesley 24	Magloire 15	Davis 10	Nowitzki 23	18,015
31	12/28	A	L	IND	84-91	18-13	L 3	Davis 22	Brown 12	Davis 7	Artest 23	17,740
32	12/29	A	L	HOU	85-97	18-14	L 4	Mashburn 25	Magloire 12	Mashburn 5	Mobley 24	13,651
33	12/31	H	L	IND	86-89	18-15	L 5	Mashburn 24	Brown 14	Wesley 9	Miller 21	16,457
34	1/3	H	W	ORL	100-89	19-15	W 1	Mashburn 29	Magloire 9	Mashburn 9	McGrady 40	15,270
35	1/5	A	W	TOR	99-84	20-15	W 2	Mashburn 22	Brown 10	Wesley 6	Peterson 17	18,568
36	1/6	A	L	MEM	102-106	20-16	L 1	Mashburn 30	Traylor 10	Mashburn 11	Williams 28	12,809
37	1/8	H	L	BOS	83-93	20-17	L 2	Mashburn 21	Magloire 7	Wesley 8	Pierce 28	16,898
38	1/10	H	L	DET	99-101*	20-18	L 3	Mashburn 26	Mashburn 15	Mashburn 9	Billups 32	16,909
39	1/11	A	L	ATL	80-87	20-19	L 4	Wesley 22	Brown/Campbell 7	Mashburn/Pack 4	Abdur-Rahim 23	9,568
40	1/15	H	L	LAL	82-90	20-20	L 5	Davis 20	Brown 14	Wesley 8	Bryant 36	18,509
41	1/17	H	W	CHI	90-83	21-20	W 1	Wesley 34	Magloire 14	Mashburn 7	Rose 21	14,040
42	1/20	H	W	PHO	114-102	22-20	W 2	Wesley 28	Magloire 10	Davis 9	Marion 25	16,034
43	1/22	H	W	WAS	103-94	23-20	W 3	Mashburn 24	Magloire 14	Mashburn 8	Stackhouse 26	18,298
44	1/24	H	L	POR	96-97*	23-21	L 1	Wesley 28	Magloire 10	Pack 8	Anderson 27	14,125
45	1/27	H	L	MIL	93-108	23-22	L 2	Mashburn 24	Mashburn 7	Mashburn 6	Cassell 25	13,540
46	1/29	H	W	TOR	104-83	24-22	W 1	Wesley 25	Moiso 9	Pack 11	Lenard 16	13,014
47	1/31	A	L	NUN	72-89	24-23	L 1	Mashburn 17	Brown 8	Pack 6	Martin 23	15,311
48	2/1	A	L	WAS	104-109	24-24	L 2	Mashburn 39	Traylor 9	Wesley 6	Jordan 45	20,173
49	2/3	H	W	BOS	103-96	25-24	W 1	Mashburn 30	Brown 12	Mashburn 8	Pierce 27	13,762
50	2/5	H	W	SAC	108-84	26-24	W 2	Mashburn 26	Brown 10	Wesley 9	Stojakovic 20	17,217
51	2/11	A	W	MIA	78-69	27-24	W 3	Mash/Magloire 15	Mashburn 14	Brown 4	Jones 26	14,484
52	2/12	H	L	IND	72-83	27-25	L 1	Mashburn 18	Magloire 20	Wesley 4	B. Miller 18	16,832
53	2/14	A	L	MIN	93-114	27-26	L 2	Wesley 21	Lynch 10	Lynch 8	Garnett 23	16,347
54	2/16	H	W	DEN	100-92	28-26	W 1	Mashburn 24	Brown 11	Mashburn 9	Howard 25	14,715
55	2/18	A	L	ORL	94-99	28-27	L 1	Mashburn 20	Brown 12	Wesley 6	McGrady/Miller 24	13,847
56	2/19	H	W	WAS	87-75	29-27	W 1	Mashburn 24	Magloire 14	Mashburn 5	Jordan 20	18,522
57	2/21	H	W	MEM	125-123*	30-27	W 2	Mashburn 50	Magloire 15	Lynch 9	Miller 23	16,591
58	2/22	A	W	DET	93-91	31-27	W 3	Mashburn 29	Brown 10	Mashburn 10	Hamilton 23	22,076
59	2/26	H	W	MIA	91-82	32-27	W 4	Mashburn 18	Magloire 14	Mashburn 13	Grant 24	12,460
60	2/28	A	W	DEN	94-88	33-27	W 5	Mashburn 24	Magloire 12	Anderson/Mash 7	Howard 24	18,556
61	3/1	A	W	PHO	94-88	34-27	W 6	Mashburn 23	Brown 19	Mashburn 9	Marion 23	16,133
62	3/3	A	W	LAC	111-108	35-27	W 7	Mashburn 35	Brown 10	Mashburn 10	Magette 24	17,585
63	3/7	H	W	CLE	102-76	36-27	W 8	Magloire 20	Lynch 12	Anderson/Mash 7	Boozler 16	14,150
64	3/9	H	L	NUN	92-102	36-28	L 1	Wesley 24	Magloire 9	Anderson 7	Kittles 20	17,678
65	3/11	A	W	IND	81-71	37-28	W 1	Davis 20	Magloire 12	Davis 4	Harrington 21	15,010
66	3/12	A	L	BOS	65-93	37-29	L 1	Davis 16	Brown 12	Davis 3	Walker 23	16,860
67	3/14	A	W	MIA	87-83	38-29	W 1	Mashburn 21	Brown 14	Mashburn 7	Butler 25	14,477
68	3/15	A	L	ORL	86-96	38-30	L 1	Wesley 24	Traylor 11	Mashburn 9	McGrady 34	15,601
69	3/19	H	W	NYK	101-96	39-30	W 1	Mashburn 25	Brown/Magl/Mash 8	Mashburn 8	Houston 29	15,631
70	3/21	H	W	MIL	113-98	40-30	W 2	Davis/Mash 22	Magloire 10	Davis 9	Redd 24	17,284
71	3/22	A	L	MIL	85-93	40-31	L 1	Davis 20	Brown 15	Mashburn 7	Cassell 21	17,111
72	3/26	H	L	ORL	95-97	40-32	L 2	Mashburn 40	Brown 14	Davis 8	McGrady 41	17,247
73	3/28	A	W	TOR	101-92	41-32	W 1	Mashburn 27	Brown 11	Davis 11	Carter 21	18,773
74	3/30	H	L	SAS	90-92	41-33	L 1	Mashburn 24	Lynch 9	Davis 6	Duncan 33	17,357
75	4/1	A	L	DAL	86-95	41-34	L 2	Davis 18	Magloire 12	Davis 5	Nowitzki 30	19,859
76	4/2	H	W	NUN	106-97	42-34	W 1	Mashburn 24	Magloire 16	Pack 8	Jefferson 24	14,311
77	4/5	A	L	CLE	76-79	42-35	L 1	Mashburn 23	Magloire 12	Mashburn 8	Davis 17	11,996
78	4/9	H	W	CLE	100-81	43-35	W 1	Mashburn 28	Lynch 14	Wesley 8	Jones 21	15,551
79	4/11	H	W	DET	93-89	44-35	W 2	Mashburn 20	Magloire 18	Mashburn 8	Williamson 21	17,394
80	4/13	A	W	PHI	94-89	45-35	W 3	Mashburn 27	Brown/Magloire 10	Davis 6	Iverson 30	20,576
81	4/14	A	W	NUN	87-74	46-35	W 4	Davis 19	Brown 9	Davis 5	Martin 23	12,723
82	4/16	H	W	ATL	92-77	47-35	W 5	Davis 21	Mash/Magloire 10	Mashburn 11	Glover 15	16,815

\*- overtime

A black and white photograph of Jamal Mashburn, a professional basketball player. He is wearing a Charlotte Hornets jersey, which features the team's name and logo. He is holding a basketball in his right hand and looking intently towards the left. The background is blurred, suggesting a game in progress. The name "Jamal Mashburn" is printed in white text at the bottom left of the image.

## Record: 44-38    East: 31-23    West: 13-15    Division: 17-11    Home: 21-20    Road: 23-18    Overtime: 1-2

**Head Coach:** Paul Silas, Creighton '64  
**Assistant Coaches:** Brian Hill, Kennedy '69; Stephen Silas, Brown '96; Bob Donewald Jr., Western Michigan '93  
**Trainer:** Terry Kofler, Xavier '76

Player	G	GS	MIN	FG	FGA	PCT	3FG	FGA	PCT	FT	FTA	PCT	OFF	DEF	TOT	AST	PF	DQ	STL	TO	BLK	PTS	AVG
Mashburn	40	40	1601	303	744	.407	41	112	.366	211	241	.876	31	211	242	171	80	0	45	110	6	858	21.5
Davis	82	82	3318	559	1341	.417	170	478	.356	196	338	.580	93	256	349	698	241	0	172	246	47	1484	18.1
Wesley	67	63	2487	364	910	.400	85	256	.332	138	188	.734	44	99	143	236	147	0	74	119	15	951	14.2
Campbell	77	74	2156	384	794	.484	0	2	.000	306	384	.797	133	397	530	102	264	4	60	138	137	1074	13.9
Nailon	79	41	1912	369	764	.483	1	2	.500	112	150	.747	103	188	291	94	175	1	59	96	17	851	10.8
Magloire	82	8	1549	228	414	.551	0	1	.000	243	333	.730	153	308	461	31	201	0	27	118	86	699	8.5
Brown	80	80	2563	250	527	.474	0	0	—	169	197	.858	273	513	786	107	222	1	59	85	78	669	8.4
Augmon	77	3	1319	140	328	.427	0	3	.000	77	101	.762	59	166	225	103	115	0	56	54	12	357	4.6
Lynch	45	18	893	73	198	.369	1	6	.167	25	40	.625	70	116	186	54	75	1	40	41	14	172	3.8
Traylor	61	1	678	87	204	.426	1	1	1.000	53	84	.631	67	120	187	37	127	1	24	45	37	228	3.7
Drew	61	0	774	78	182	.429	31	73	.425	23	29	.793	14	58	72	101	49	0	32	33	2	210	3.4
Bullard	31	0	350	39	115	.339	16	57	.281	11	12	.917	10	37	47	16	29	0	2	12	2	105	3.4
Haston	15	0	77	11	39	.282	0	3	.000	4	8	.500	5	15	20	5	9	0	0	3	1	26	1.7
Moiso	15	0	76	8	20	.400	0	0	—	0	0	—	4	21	25	4	12	0	3	8	2	16	1.1
HORNETS	82		19755	2893	6580	.440	346	994	.348	1568	2105	.745	1059	2505	3564	1759	1747	8	653	1150	456	7700	93.9
OPPONENTS	82		19755	2850	6594	.432	433	1156	.375	1488	1938	.768	963	2399	3362	1639	1703	13	625	1140	422	7621	92.2

ATION • HUSTLE • TAKE IT STRONG TO THE HOOP • CONTEST JUMPSHOTS • NO OPEN LAYUPS • NEVER GIVE UP • COMMITMENT • NON-NEGOTIABLES • ROLL TO THE BASKET • TRUST EACH OTHER • STAY FOCUSED • REBOUND • COMMITMENT • LEADERSHIP • FINISH FAST BREAKS • EXCITEMENT • COMPETITIVE FIRE  
ITIONING • GET BACK ON DEFENSE • BE AGGRESSIVE • STUDY YOUR OPPONENT • NO EMPTY POSSESSIONS • STAY FOCUSED • REBOUND • WORK HARD • NON NEGOTIABLES • CRASH THE BOARDS • DEFEND THE PAINT • RESPECT THE GAME • BOX OUT • BE ALERT ON DEFENSE • CONTEST JUMPSHOTS • PREPARATION • HUSTLE  
SES • NEVER TAKE A PLAY OFF • DEDICATION • PLAY AS A TEAM • HEART AND INTENSITY • DEFEND THE PAINT • RESPECT THE GAME • NO TURNOVERS • BE ALERT ON DEFENSE • CONTEST JUMPSHOTS • PREPARATION • HUSTLE • ROLL TO THE BASKET • TRUST EA  
BLES • ROLL TO THE BASKET • TRUST EACH OTHER • OVERCOME ADVERSITY • PLAY UNDER CONTROL • HIT THE OPEN MAN • LEADERSHIP • FINISH FAST BREAKS • EXCITEMENT • COMPETITIVE FIRE • FIGHT • FEED THE POST • PLAY UNDER CONTROL • HIT THE OP  
RK HARD • NO EMPTY POSSESSIONS • CRASH THE BOARDS • TAKE THE CHARGE • PLAY WITH PASSION • BOX OUT • DON'T MESS WITH THE GAME • TAKE THE OPEN SHOT • MAKE GOOD PASSES • NEVER TAKE A PLAY OFF • DEDICATION • LEADERSHIP • STAY FOCUSED  
• TO THE HOOP • CONTEST JUMPSHOTS • NO OPEN LAYUPS • NEVER GIVE UP • COMMITMENT • NON-NEGOTIABLES • ROLL TO THE BASKET • TRUST EACH OTHER • OVERCOME ADVERSITY • FUNDAMENTALS • WORK HARD • PLAY AS A TEAM • HEART AND INTENSITY • DEFEND THE PAINT • RESPECT THE GAME • NO TURNOVERS  
• GET BACK ON DEFENSE • BE AGGRESSIVE • STUDY YOUR OPPONENT • FUNDAMENTALS • STAY FOCUSED • REBOUND • WORK HARD • NO EMPTY POSSESSIONS • CRASH THE BOARDS • TAKE THE CHARGE • STUDY YOUR OPPONENT • NEVER GIVE UP • HIT THE OPEN MAN • LEADERSHIP • FINISH FAST BREAKS

# TEAM HISTORY

## Game-by-Game

G	Date	H/A	W/L	Opp	Cha/Opp	Record	Streak	Charlotte High Scorer	Charlotte High Rebounder	Charlotte High Assist	Opponent High Scorer	Attn
1	10/31	H	W	CLE	100-94	1-0	W 1	Davis 33	Campbell 12	Davis 9	Miller 22	9,002
2	11/2	H	W	NYK	97-93	2-0	W 2	Davis 18	Brown 16	Davis 9	Sprewell 19	13,588
3	11/3	A	L	NJN	85-95	2-1	L 1	Campbell 26	Campbell 10	Davis 6	Van Horn 28	6,532
4	11/6	A	L	DAL	92-110	2-2	L 2	Campbell 17	Camp/Mash 10	Drew 5	Nowitzki 34	16,905
5	11/8	H	L	SAS	95-105	2-3	L 3	Mashburn 21	Campbell 9	Mashburn 8	Duncan 33	9,511
6	11/10	A	W	CHI	89-85	3-3	W 1	Mashburn 26	Campbell 14	Davis/Wesley 7	Miller 22	20,406
7	11/14	A	L	PHI	86-100	3-4	L 1	Mashburn 21	Brown 12	Davis 4	Iverson 33	20,153
8	11/16	A	W	MIA	96-87	4-4	W 1	Davis 23	Campbell 10	Davis 4	Jones 22	15,322
9	11/17	H	L	POR	87-97	4-5	L 1	Wesley 19	Brown 8	Davis 8	Wallace 23	10,724
10	11/20	A	W	WAS	95-88	5-5	W 1	Davis 32	Brown 11	Davis 5	Jordan 30	20,674
11	11/21	H	L	DAL	78-89	5-6	L 1	Campbell 19	Brown 11	Davis 6	Finley 22	8,932
12	11/23	H	L	ORL	99-109	5-7	L 2	Davis 27	Brown 11	Davis 10	McGrady 24	12,097
13	11/24	A	W	ORL	103-101	6-7	W 1	Campbell 23	Brown 11	Davis 12	Miller 32	14,003
14	11/28	A	W	DET	104-96	7-7	W 2	Davis 38	Brown 20	Davis 4	Stackhouse 26	14,542
15	11/30	H	L	DET	105-110	7-8	L 1	Davis 23	Magloire 7	Davis 14	Stackhouse 31	8,727
16	12/1	A	L	CLE	81-93	7-9	L 2	Nailon 20	Brown 12	Davis 9	Miller/Person 19	12,498
17	12/4	A	L	UTA	100-104	7-10	L 3	Davis 21	Brown 12	Davis 11	Malone 22	17,115
18	12/6	A	W	POR	95-89	8-10	W 1	Nailon 26	Brown 14	Davis 12	Wallace 18	18,102
19	12/7	A	W	GSW	106-89	9-10	W 2	Wesley 25	Brown 8	Davis 14	Murphy 17	12,221
20	12/9	A	L	LAC	78-89	9-11	L 1	Wesley 18	Brown/Magloire 8	Davis 10	Brand 22	16,098
21	12/11	A	W	DEN	99-96	10-11	W 1	Nailon 20	Brown 11	Davis 10	LaFrentz 23	13,912
22	12/13	H	W	TOR	104-90	11-11	W 2	Nailon 19	Brown 9	Davis 15	Carter 31	9,791
23	12/15	H	L	BOS	97-106	11-12	L 1	Wesley 24	Brown 10	Davis 7	Pierce 30	10,358
24	12/18	H	L	NYK	95-100	11-13	L 2	Wesley 19	Brown 9	Wesley 10	Sprewell 30	9,074
25	12/19	A	W	PHI	94-85	12-13	W 1	Nailon 27	Brown 13	Davis 7	Iverson 38	20,148
26	12/21	A	L	MIN	89-94	12-14	L 1	Davis 25	Campbell 9	Wesley 9	Garnett 20	17,237
27	12/22	A	L	ATL	88-101	12-15	L 2	Wesley 26	Campbell 8	Davis 12	Terry 22	9,775
28	12/26	H	W	WAS	99-93	13-15	W 1	Campbell 17	Campbell 13	Davis 15	Jordan 28	23,799
29	12/28	H	L	MIL	89-105	13-16	L 1	Nailon 24	Nailon 9	Davis 8	Cassell 29	10,888
30	12/29	A	L	WAS	90-107	13-17	L 2	Magloire 22	Brown 8	Davis 7	Jordan 51	20,674
31	1/3	H	W	GSW	114-102	14-17	W 1	Davis 28	Davis/Magloire 10	Davis 11	Jamison 24	7,770
32	1/5	H	L	NJN	80-89	14-18	L 1	Campbell 26	Campbell 13	Davis 7	Collins/Kidd 18	11,476
33	1/7	H	W	DEN	94-80	15-18	W 1	Campbell 21	Brown 22	Davis 7	Van Exel 24	7,806
34	1/9	H	W	ATL	111-87	16-18	W 2	Campbell 22	Campbell 13	Davis 11	Abdur-Rahim 20	10,476
35	1/11	H	W	LAC	92-91*	17-18	W 3	Davis 19	Brown 18	Davis 15	Brand/Odom 22	13,087
36	1/12	A	L	DET	76-104	17-19	L 1	Wesley 14	Brown 8	Davis 7	Stackhouse 27	18,877
37	1/15	A	W	CHI	94-86	18-19	W 1	Wesley 26	Brown 7	Four with 11	Artest 22	17,635
38	1/17	H	L	PHI	88-93	18-20	L 1	Nailon 27	Brown 12	Davis 11	Iverson 33	11,278
39	1/19	H	L	TOR	89-91	18-21	L 2	Campbell 22	Brown 14	Wesley 9	Carter 34	16,593
40	1/21	A	W	NYK	111-68	19-21	W 1	Davis 24	Campbell 8	Davis 9	Thomas 16	19,763
41	1/23	H	W	SEA	111-101	20-21	W 2	Wesley 21	Campbell 11	Davis 11	Baker/Payton 24	9,638
42	1/25	A	L	IND	81-90	20-22	L 1	Wesley 20	Magloire 16	Davis 6	Rose 23	16,012
43	1/26	H	L	HOU	104-111*	20-23	L 2	Davis 34	Brown 13	Davis 11	Francis 30	12,931
44	1/29	A	W	SAS	78-73	21-23	W 1	Drew 15	Campbell 10	Davis 5	Duncan 29	16,624
45	2/1	A	W	HOU	73-72	22-23	W 2	Campbell 21	Brown 12	Davis 10	Mobley 23	11,004
46	2/3	A	W	MEM	97-79	23-23	W 3	Campbell 19	Magloire 10	Davis 10	Swift 13	14,827
47	2/5	H	L	BOS	79-82	23-24	L 1	Davis 28	Campbell 9	Drew 5	Pierce 24	10,903
48	2/7	H	L	PHI	93-100	23-25	L 2	Davis 23	Brown 12	Davis 10	Iverson 36	15,510
49	2/13	H	W	CHI	113-91	24-25	W 1	Nailon 24	Magloire 10	Davis 12	Guyton 19	9,544
50	2/15	H	W	IND	116-106	25-25	W 2	Davis 38	Brown 18	Davis 8	Croschere 23	13,732
51	2/17	H	L	MEM	78-92	25-26	L 1	Campbell/Nailon 17	Brown/Campbell 11	Davis 10	Swift 19	9,952
52	2/18	A	W	MIL	101-92	26-26	W 1	Campbell 24	Brown 11	Davis 7	Allen 27	16,368
53	2/20	A	W	TOR	78-77	27-26	W 2	Campbell 18	Brown 9	Davis 8	Davis 29	19,800
54	2/22	H	L	LAL	94-96	27-27	L 1	Davis 37	Brown 10	Mashburn 8	O'Neal 31	23,799
55	2/24	A	L	NJN	93-95	27-28	L 2	Davis 29	Lynch 11	Davis 7	Kidd 21	15,516
56	2/25	H	L	MIN	92-97	27-29	L 3	Campbell 23	Nailon 6	Drew 6	Szczerbiak 24	11,222
57	2/27	H	W	NJN	104-85	28-29	W 1	Mashburn 36	Brown 12	Davis 10	Kidd/Williams 12	8,737
58	3/1	A	W	BOS	100-87	29-29	W 2	Mashburn 20	Magloire 10	Davis 8	Pierce 20	17,872
59	3/3	H	L	DET	81-83	29-30	L 1	Campbell 23	Brown 11	Davis 7	Stackhouse 28	8,632
60	3/7	A	L	SEA	89-92*	29-31	L 2	Mashburn 27	Magloire 11	Davis 6	Payton 19	14,990
61	3/8	A	L	SAC	87-99	29-32	L 3	Nailon 18	Campbell 8	Davis 7	Stojakovic 24	17,317
62	3/10	A	W	PHO	88-82	30-32	W 1	Mashburn 26	Brown 14	Davis 11	Marion 27	15,003
63	3/12	A	L	LAL	66-107	30-33	L 1	Wesley 15	Campbell 13	Davis 6	Bryant 23	18,997
64	3/14	H	W	UTA	100-82	31-33	W 1	Mashburn 26	Mashburn 7	Davis 7	Marshall 15	7,586
65	3/16	H	W	PHO	87-76	32-33	W 2	Mashburn 23	Three with 7	Davis 10	Marion 31	10,582
66	3/18	H	W	MIL	113-110	33-33	W 3	Mashburn 31	Brown 12	Davis 8	Cassell 27	7,833
67	3/20	H	W	IND	94-88	34-33	W 4	Davis 25	Brown 13	Davis 10	O'Neal 20	6,684
68	3/22	A	W	ORL	106-92	35-33	W 5	Mashburn 29	Brown 14	Davis 13	Hudson 23	16,497
69	3/24	A	W	IND	99-84	36-33	W 6	Mashburn 36	Brown 19	Davis 11	Miller 24	16,808
70	3/27	H	W	ORL	111-104	37-33	W 7	Magloire 21	Mashburn 9	Davis 9	Hudson/McGrady 25	8,111
71	3/29	H	L	SAC	87-92	37-34	L 1	Mashburn 22	Brown 11	Davis 7	Webber 23	14,092
72	3/30	A	W	CLE	93-85	38-34	W 1	Davis 20	Brown 13	Davis 17	Davis 22	14,922
73	4/2	A	L	NYK	85-91	38-35	L 1	Mashburn 25	Magloire 9	Davis 7	Sprewell 26	19,763
74	4/3	H	W	MIA	97-90	39-35	W 1	Davis/Mashburn 22	Brown 13	Davis 10	Jones 27	9,217
75	4/5	H	W	WAS	97-91	40-35	W 2	Mashburn 27	Brown 13	Davis 12	Hamilton 22	15,621
76	4/6	A	W	ATL	93-86	41-35	W 3	Mashburn 25	Brown 14	Davis 10	Abdur-Rahim 21	15,954
77	4/9	A	L	TOR	80-84	41-36	L 1	Mashburn 21	Brown 12	Davis 5	Davis 24	19,800
78	4/10	H	L	ATL	95-101	41-37	L 2	Mashburn 26	Brown/Magloire 7	Davis 6	Abdur-Rahim 33	10,306
79	4/12	H	W	CLE	112-100	42-37	W 1	Wesley 30	Brown 9	Mashburn 11	Langdon 24	12,564
80	4/14	A	L	MIL	91-98	42-38	L 1	Mashburn 28	Brown 10	Davis 5	Allen 47	18,717
81	4/16	A	W	MIA	88-81	43-38	W 1	Mashburn 23	Lynch 10	Mashburn 5	Mourning 25	15,469
82	4/17	H	W	CHI	112-106	44-38	W 2	Campbell/Mash 20	Campbell 9	Davis 7	Rose 27	10,565

\* - overtime

## A black and white photograph of basketball player Hersey Hawkins. He is shown from the chest up, wearing a dark jersey with light-colored stripes on the shoulders. He has a focused, intense expression, looking slightly to his left. His hair is short and dark, and he has a mustache. The background is dark and out of focus. In the bottom left corner, the text "Hersey Hawkins" is written in a white, sans-serif font.

**Record: 46-36    East: 37-13    West: 9-19    Division: 20-8    Home: 28-13    Road: 18-23    Overtime: 3-3**

**Head Coach:** Paul Silas, Creighton '64  
**Assistant Coaches:** Jerry Eaves, Louisville '82; Lee Rose, Transylvania '58; Stephen Silas, Brown '96  
**Trainer:** Terry Kofler, Xavier '76

Player	G	GS	MIN	FG	FGA	PCT	3FG	FGA	PCT	FT	FTA	PCT	OFF	DEF	TOT	AST	PF	OQ	STL	TO	BLK	PTS	AVG
Mashburn	76	76	2989	573	1388	.413	103	289	.356	279	364	.766	92	484	576	411	185	1	85	211	13	1528	20.1
Wesley	82	82	3106	523	1239	.422	97	258	.376	271	339	.799	64	160	224	361	220	2	128	171	16	1414	17.2
Davis	82	82	3192	409	957	.427	85	274	.310	228	337	.677	129	279	408	598	267	1	170	226	36	1131	13.8
Campbell	78	78	2337	367	834	.440	0	6	.000	288	406	.709	157	451	608	104	280	1	60	144	140	1022	13.1
Brown	80	79	2811	249	561	.444	0	4	.000	178	209	.852	257	485	742	127	260	6	78	108	92	676	8.4
Coleman	34	3	683	97	255	.380	20	51	.392	63	92	.685	46	138	184	39	53	1	10	42	21	277	8.1
Robinson	67	6	1201	216	407	.531	2	4	.500	64	88	.727	60	138	198	59	66	0	50	43	32	498	7.4
Magloire	74	0	1095	122	271	.450	0	2	.000	95	145	.655	103	192	295	27	139	0	18	61	78	339	4.6
Burrell	4	0	41	7	15	.467	2	6	.333	1	4	.250	1	2	3	1	8	0	3	0	0	17	4.3
Nailon	42	0	469	66	136	.485	0	1	.000	32	43	.744	29	63	92	24	60	0	9	27	5	164	3.9
Hawkins	59	0	681	56	137	.409	17	46	.370	54	63	.857	17	63	80	72	45	0	33	19	9	183	3.1
Thorpe	49	4	647	59	131	.450	0	0	---	20	24	.833	50	95	145	29	108	0	12	32	7	138	2.8
Recasner	43	0	403	38	114	.333	13	39	.333	14	18	.778	13	37	50	39	30	0	6	27	1	103	2.4
Overton	2	0	15	2	2	1.000	0	0	---	0	0	---	0	0	0	0	2	0	1	3	0	4	2.0
James	30	0	197	16	52	.308	1	3	.333	12	14	.857	15	20	35	8	27	0	2	8	5	45	1.5
Roberson	3	0	13	0	2	.000	0	1	.000	0	0	---	0	1	1	1	3	0	0	2	0	0	0.0
HORNETS	82		19880	2800	6501	.431	340	984	.346	1599	2146	.745	1033	2608	3641	1900	1753	12	665	1183	455	7539	91.9
OPPONENTS	82		19880	2767	6501	.426	389	1081	.360	1444	1910	.756	892	2436	3328	1748	1768	13	616	1204	375	7367	89.8

ATION • HUSTLE • TAKE IT STRONG TO THE HOOP • CONTEST JUMPSHOTS • NO OPEN LAYUPS • NEVER GIVE UP • COMMITMENT • NON-NEGOTIABLES • ROLL TO THE BASKET • TRUST EACH OTHER • STAY FOCUSED • REBOUND • COMMITMENT • LEADERSHIP • FINISH FAST BREAKS • EXCITEMENT • COMPETITIVE FIRE  
ITIONING • GET BACK ON DEFENSE • BE AGGRESSIVE • STUDY YOUR OPPONENT • NO EMPTY POSSESSIONS • STAY FOCUSED • REBOUND • WORK HARD • NON NEGOTIABLES • CRASH THE BOARDS • DEFEND THE PAINT • RESPECT THE GAME • BOX OUT • BE ALERT ON DEFENSE • CONTEST JUMPSHOTS • PREPARATION • HUSTLE  
SES • NEVER TAKE A PLAY OFF • DEDICATION • PLAY AS A TEAM • HEART AND INTENSITY • DEFEND THE PAINT • RESPECT THE GAME • NO TURNOVERS • BE ALERT ON DEFENSE • CONTEST JUMPSHOTS • PREPARATION • HUSTLE • ROLL TO THE BASKET • TRUST EA  
BLES • ROLL TO THE BASKET • TRUST EACH OTHER • OVERCOME ADVERSITY • PLAY UNDER CONTROL • HIT THE OPEN MAN • LEADERSHIP • FINISH FAST BREAKS • EXCITEMENT • COMPETITIVE FIRE • FIGHT • FEED THE POST • PLAY UNDER CONTROL • HIT THE OP  
RK HARD • NO EMPTY POSSESSIONS • CRASH THE BOARDS • TAKE THE CHARGE • PLAY WITH PASSION • BOX OUT • DON'T MESS WITH THE GAME • TAKE THE OPEN SHOT • MAKE GOOD PASSES • NEVER TAKE A PLAY OFF • DEDICATION • LEADERSHIP • STAY FOCUSED  
TO THE HOOP • CONTEST JUMPSHOTS • NO OPEN LAYUPS • NEVER GIVE UP • COMMITMENT • NON-NEGOTIABLES • ROLL TO THE BASKET • TRUST EACH OTHER • OVERCOME ADVERSITY • FUNDAMENTALS • WORK HARD • PLAY AS A TEAM • HEART AND INTENSITY • DEFEND THE PAINT • RESPECT THE GAME • NO TURNOVERS  
• GET BACK ON DEFENSE • BE AGGRESSIVE • STUDY YOUR OPPONENT • FUNDAMENTALS • STAY FOCUSED • REBOUND • WORK HARD • NO EMPTY POSSESSIONS • CRASH THE BOARDS • TAKE THE CHARGE • STUDY YOUR OPPONENT • NEVER GIVE UP • HIT THE OPEN MAN • LEADERSHIP • FINISH FAST BREAKS

# TEAM HISTORY

## Game-by-Game

G	Date	H/A	W/L	Opp	Cha/Opp	Record	Streak	Charlotte High Scorer	Charlotte High Rebounder	Charlotte High Assist	Opponent High Scorer	Attnd
1	10/31	A	W	ATL	106-82	1-0	W1	Mashburn 23	Brown16	Wesley 6	Henderson 23	18,465
2	11/1	H	L	WAS	77-95	1-1	L1	Mash/Campbell 13	Brown10	Davis 6	Hamilton 23	16,043
3	11/3	H	W	MIA	83-79	2-1	W1	Mashburn 30	Campbell 10	Wesley 9	Grant 33	14,016
4	11/4	A	W	NJN	98-87	3-1	W2	Wesley 30	Magloire 10	Wesley 7	Marbury 33	11,522
5	11/8	A	W	ORL	96-90	4-1	W3	Wesley 30	Campbell 11	Davis 6	Armstrong 18	12,617
6	11/9	H	L	SEA	94-102	4-2	L1	Mashburn 25	Coleman 11	Mashburn 6	Baker 22	17,054
7	11/11	A	L	NYK	67-81	4-3	L2	Mashburn 18	Mashburn 11	Mashburn 4	Houston 21	19,763
8	11/14	A	L	MIA	86-89*	4-4	L3	Mashburn 31	Campbell 17	Campbell 4	Jones 19	14,983
9	11/16	A	L	HOU	80-84	4-5	L4	Davis 20	Mashburn 11	Mashburn 7	Mobley 23	11,028
10	11/17	H	L	DET	89-96	4-6	L5	Mashburn 21	Mashburn 12	Davis 6	Stackhouse 25	14,771
11	11/19	A	W	DET	105-96	5-6	W1	Davis 25	Campbell 12	Davis 8	Stackhouse 22	13,088
12	11/20	A	W	TOR	100-64	6-6	W2	Mashburn 25	Brown 9	Davis 9	Carter 20	17,767
13	11/22	H	W	PHI	88-73	7-6	W 3	Campbell 22	Brown 14	Davis 11	Geiger/Maxwell 10	15,306
14	11/24	A	W	MIL	106-90	8-6	W4	Wesley 24	Magloire 9	Davis 11	Allen 21	15,102
15	11/25	H	W	CLE	109-98	9-6	W5	Mashburn 30	Davis 10	Davis 11	Murray 30	13,791
16	11/29	H	W	TOR	103-79	10-6	W6	Wesley 32	Magloire 9	Davis 11	Davis 15	12,255
17	12/1	A	L	PHI	74-95	10-7	L1	Mashburn 19	Mashburn 9	Davis 7	Iverson 37	18,377
18	12/2	H	W	UTA	94-89	11-7	W1	Wesley 30	Mashburn 12	Mashburn 8	Russell 24	13,360
19	12/5	A	L	CLE	66-71	11-8	L1	Campbell 16	Brown 12	Mashburn 8	Miller 20	14,544
20	12/6	H	W	IND	91-88	12-8	W1	Wesley 32	Campbell 11	Wesley 8	Miller 23	11,877
21	12/8	H	W	LAC	92-87	13-8	W2	Wesley 20	Brown 7	Davis 9	McInnis 21	12,086
22	12/9	A	L	IND	96-99*	13-9	L1	Mashburn 28	Campbell 13	Davis 9	Rose 36	18,345
23	12/13	H	W	SAC	101-90	14-9	W1	Mashburn 33	Brown 12	Davis 8	Webber 25	12,806
24	12/15	A	W	WAS	103-89	15-9	W2	Wesley 25	Campbell 8	Davis 9	King 17	13,908
25	12/16	H	W	BOS	99-87	16-9	W3	Mashburn 20	Mashburn 12	Davis 14	Walker 20	13,040
26	12/20	H	W	MIA	65-56	17-9	W4	Mashburn 19	Brown/Mashburn 14	Davis/Hawkins 5	Grant/Mason 10	13,176
27	12/22	A	W	MIN	83-74	18-9	W5	Wesley 25	Brown 12	Davis 10	Garnett 20	16,327
28	12/23	H	W	SAS	88-84*	19-9	W6	Mashburn/Wesley 21	Brown 14	Davis 9	Duncan 29	15,079
29	12/26	H	W	CLE	115-110*	20-9	W7	Wesley 32	Brown 11	Davis 7	Miller 30	14,442
30	12/28	A	L	SAC	87-91	20-10	L1	Wesley 24	Brown/Mashburn 13	Davis 11	Webber 24	17,317
31	12/30	A	L	SEA	102-104	20-11	L2	Wesley 24	Brown 17	Mashburn/Davis 6	Payton 21	15,832
32	1/1	A	L	POR	67-89	20-12	L3	Mashburn/Wesley 12	Brown 13	Mashburn 4	Wells 16	19,980
33	1/3	A	L	VAN	89-99	20-13	L4	Coleman 18	Brown 10	Davis 8	Dickerson 22	11,873
34	1/5	A	W	LAC	86-73	21-13	W1	Robinson 21	Brown 14	Davis 8	Odum 23	12,484
35	1/7	A	L	DEN	87-94	21-14	L1	Robinson 18	Wesley 9	Davis 7	McDyess 33	13,111
36	1/9	H	W	CHI	102-95***	22-14	W1	Wesley 28	Three with 10	Davis 7	Brand 30	17,439
37	1/11	H	L	POR	70-83	22-15	L1	Campbell 23	Campbell 10	Davis 11	Smith/Stoudamire 16	16,928
38	1/12	A	W	CHI	86-85	23-15	W1	Davis 21	Magloire 8	Davis 6	Mercer 21	21,112
39	1/14	A	L	TOR	99-107	23-16	L1	Mashburn 21	Mashburn 12	Davis 6	Carter 40	19,800
40	1/15	A	L	PHI	79-84	23-17	L2	Campbell 18	Campbell 11	Davis 7	Iverson 35	20,188
41	1/17	H	L	DAL	90-91	23-18	L3	Mashburn 22	Coleman 10	Mashburn 9	Nowitzki 27	14,134
42	1/19	H	L	MIL	98-105	23-19	L4	Mashburn 26	Thorpe 15	Mashburn 10	Cassell 23	16,436
43	1/23	A	L	WAS	95-97	23-20	L5	Wesley 25	Brown/Mashburn 7	Davis 8	Howard 22	11,579
44	1/24	H	W	NYK	81-67	24-20	W1	Mashburn 31	Mashburn 13	Davis 9	Sprewell 22	14,469
45	1/27	H	L	HOU	97-110	24-21	L1	Wesley 25	Coleman 6	Davis 12	Mobley 23	16,799
46	1/29	A	W	GSW	93-85	25-21	W1	Mashburn 27	Campbell 12	Davis 12	Jamison 31	11,713
47	2/1	A	L	Utah	76-87	25-22	L1	Wesley 15	Brown 11	Davis 4	Marshall 20	18,855
48	2/2	A	L	LAL	87-93	25-23	L2	Mashburn 28	Campbell 11	Davis 5	Bryant 44	18,710
49	2/4	A	L	PHO	82-85	25-24	L3	Mashburn 27	Campbell 8	Davis 6	Delk/Rogers 16	17,065
50	2/6	H	L	ORL	83-109	25-25	L4	Davis 18	Robinson 7	Davis 7	McGrady 26	13,867
51	2/8	H	W	ATL	101-84	26-25	W1	Wesley 27	Brown 11	Davis 9	Terry 22	12,484
52	2/13	A	W	IND	77-66	27-25	W2	Mashburn 18	Brown 13	Mashburn 5	Harrington 12	16,824
53	2/16	H	L	LAL	94-99	27-26	L1	Mashburn 26	Mashburn 15	Davis 9	O'Neal 38	19,925
54	2/17	A	W	MIL	103-93	28-26	W1	Mashburn 32	Camp/Mashburn 10	Davis/Mashburn 9	Allen 30	18,717
55	2/22	H	W	GSW	93-91	29-26	W2	Brown 18	Mashburn 12	Wesley 8	Jamison 28	15,237
56	2/24	H	W	PHI	86-85	30-26	W3	Robinson 15	Brown 13	Davis 10	Iverson 47	19,925
57	2/26	H	W	IND	82-72	31-26	W4	Mashburn 24	Mashburn 11	Davis 8	Rose 26	13,001
58	2/28	H	W	NJN	91-88	32-26	W5	Wesley 26	Brown 13	Mashburn 9	Marbury 19	12,802
59	3/2	A	W	ATL	105-99	33-26	W6	Davis 28	Brown 13	Mashburn 8	Kukoc 28	14,133
60	3/4	A	W	BOS	116-97	34-26	W7	Mashburn 27	Brown 15	Wesley 8	Walker 27	17,146
61	3/6	H	L	MIN	89-95	34-27	L1	Wesley 21	Brown 10	Davis 9	Garnett 22	12,630
62	3/8	H	W	ORL	97-84	35-27	W1	Davis 23	Brown/Campbell 11	Wesley 10	McGrady 19	15,927
63	3/10	H	W	MIL	100-90	36-27	W2	Robinson 20	Mashburn 12	Wesley 9	Allen 32	18,472
64	3/12	H	W	CHI	102-94	37-27	W3	Mashburn 28	Brown11	Mashburn 14	Mercer 22	17,364
65	3/14	H	W	VAN	100-95	38-27	W4	Mashburn 23	Brown 9	Davis 9	Abdur-Rahim 23	16,018
66	3/16	A	L	CLE	109-114	38-28	L1	Wesley 26	Brown 8	Davis 8	Harpring 28	16,827
67	3/17	H	W	WAS	95-93	39-28	W1	Brown 22	Brown 8	Davis 9	Alexander 21	16,502
68	3/21	H	W	TOR	111-95	40-28	W2	Mashburn 27	Mashburn 9	Davis 11	Carter 23	15,746
69	3/23	A	L	CHI	90-93*	40-29	L1	Mashburn 25	Robinson 9	Davis 9	Mercer 30	21,957
70	3/24	A	L	DAL	100-103	40-30	L2	Campbell 25	Campbell/Wesley 12	Wesley 5	Finley 31	18,187
71	3/27	A	L	SAS	79-93	40-31	L3	Mashburn 22	Brown 9	Davis/Mashburn 6	Duncan 34	22,109
72	3/30	H	L	DEN	96-103	40-32	L4	Wesley 24	Campbell 9	Davis 10	Van Exel 41	15,983
73	4/1	H	W	BOS	80-79	41-32	W1	Wesley 21	Brown/Campbell 12	Mashburn 8	Walker 25	15,103
74	4/3	A	W	NJN	103-88	42-32	W2	Mashburn 31	Brown 12	Wesley 8	Newman 26	14,452
75	4/4	H	L	PHO	94-103	42-33	L1	Wesley 22	Campbell 8	Mashburn 12	Kidd 29	15,205
76	4/6	A	L	MIA	76-81	42-34	L2	Mashburn 20	Camp/Mashburn 9	Mashburn 6	Mason 22	16,500
77	4/7	H	L	DET	92-97	42-35	L3	Campbell/Davis 20	Brown 13	Wesley 7	Stackhouse 30	16,655
78	4/9	A	L	NYK	98-113	42-36	L4	Campbell 24	Brown 6	Davis 8	Thomas 22	19,763
79	4/12	H	W	NJN	88-78	43-36	W1	Campbell 22	Brown 12	Davis 6	Newman 16	12,898
80	4/15	A	W	DET	99-90	44-36	W2	Mashburn 20	Brown 12	Mashburn 8	Stackhouse 34	16,678
81	4/16	H	W	ATL	106-83	45-36	W3	Mashburn 31	Coleman/Robinson 10	Davis 12	Glover 16	14,413
82	4/18	A	W	BOS	97-92	46-36	W4	Mashburn 21	Brown 11	Davis 8	Walker 32	17,762

\* - overtime

## A black and white photograph of Bobby Phillips, a basketball player, in action. He is wearing a Charlotte Hornets jersey and is dribbling the ball with both hands. The background is blurred, showing a basketball court setting.

No.	Player	Position	Height	Weight	Birthdate	College	Years Pro
25	Chucky Brown	F	6-8	220	Feb. 29, 1968	North Carolina State '89	11
5	Elden Campbell	C	7-0	275	July 23, 1968	Clemson '90	10
44	Derrick Coleman	F/C	6-10	260	June 21, 1967	Syracuse '90	10
1	Baron Davis	G	6-3	212	April 13, 1979	UCLA '01	R
21	Ricky Davis	G	6-7	197	Sept. 23, 1979	Iowa '01	2
9	Dale Ellis	F	6-7	215	Aug. 6, 1960	Tennessee '83	17
52	Todd Fuller	C	7-0	268	July 25, 1974	North Carolina State '96	4
7	Michael Hawkins	G	6-0	180	Oct. 28, 1972	Xavier '95	3
6	Eddie Jones	G	6-7	294	Oct. 20, 1971	Temple '94	6
14	Anthony Mason	F	6-8	260	Dec. 14, 1966	Tennessee State, '88	11
40	Brad Miller	C	7-0	261	April 12, 1976	Purdue '98	2
3	Eldridge Recasner	G	6-4	195	Dec. 14, 1967	Washington '90	6
32	Eddie Robinson	F	6-9	204	April 19, 1976	Central Oklahoma '99	R
4	David Wesley	G	6-1	211	Nov. 14, 1970	Baylor '92	6

## 1999-2000 Final Statistics

ATION • HUSTLE • TAKE IT STRONG TO THE HOOP • CONTEST JUMPSHOTS • NO OPEN LAYUPS • NEVER GIVE UP • COMMITMENT • NON-NEGOTIABLES • ROLL TO THE BASKET • TRUST EACH OTHER • STAY FOCUSED • REBOUND • COMMITMENT • LEADERSHIP • FINISH FAST BREAKS • EXCITEMENT • COMPETITIVE FIRE  
ITIONING • GET BACK ON DEFENSE • BE AGGRESSIVE • STUDY YOUR OPPONENT • NO EMPTY POSSESSIONS • STAY FOCUSED • REBOUND • WORK HARD • NON NEGOTIABLES • CRASH THE BOARDS • DEFEND THE PAINT • RESPECT THE GAME • BOX OUT • BE ALERT ON DEFENSE • CONTEST JUMPSHOTS • PREPARATION • HUSTLE  
SES • NEVER TAKE A PLAY OFF • DEDICATION • PLAY AS A TEAM • HEART AND INTENSITY • DEFEND THE PAINT • RESPECT THE GAME • NO TURNOVERS • BE ALERT ON DEFENSE • CONTEST JUMPSHOTS • PREPARATION • HUSTLE • ROLL TO THE BASKET • TRUST EA  
BLES • ROLL TO THE BASKET • TRUST EACH OTHER • OVERCOME ADVERSITY • PLAY UNDER CONTROL • HIT THE OPEN MAN • LEADERSHIP • FINISH FAST BREAKS • EXCITEMENT • COMPETITIVE FIRE • FIGHT • FEED THE POST • PLAY UNDER CONTROL • HIT THE OP  
RK HARD • NO EMPTY POSSESSIONS • CRASH THE BOARDS • TAKE THE CHARGE • PLAY WITH PASSION • BOX OUT • DON'T MESS WITH THE GAME • TAKE THE OPEN SHOT • MAKE GOOD PASSES • NEVER TAKE A PLAY OFF • DEDICATION • LEADERSHIP • STAY FOCUSED  
• TO THE HOOP • CONTEST JUMPSHOTS • NO OPEN LAYUPS • NEVER GIVE UP • COMMITMENT • NON-NEGOTIABLES • ROLL TO THE BASKET • TRUST EACH OTHER • OVERCOME ADVERSITY • FUNDAMENTALS • WORK HARD • PLAY AS A TEAM • HEART AND INTENSITY • DEFEND THE PAINT • RESPECT THE GAME • NO TURNOVERS  
• GET BACK ON DEFENSE • BE AGGRESSIVE • STUDY YOUR OPPONENT • FUNDAMENTALS • STAY FOCUSED • REBOUND • WORK HARD • NO EMPTY POSSESSIONS • CRASH THE BOARDS • TAKE THE CHARGE • STUDY YOUR OPPONENT • NEVER GIVE UP • HIT THE OPEN MAN • LEADERSHIP • FINISH FAST BREAKS

# TEAM HISTORY

## Game-by-Game

G	Date	H/A	W/L	Opp	Cha/Opp	Record	Streak	Charlotte High Scorer	Charlotte High Rebounder	Charlotte High Assist	Opponent High Scorer	Attn
1	11/2	H	W	ORL	100-86	1-0	W1	Jones 24	Campbell 9	Wesley 9	Gatling 15	17,461
2	11/4	H	W	IND	98-89	2-0	W2	Jones 22	Mason 10	Wesley 7	Miller 20	15,762
3	11/5	A	L	BOS	100-103	2-1	L1	Wesley 17	Mason 8	Wesley 7	Anderson 24	16,582
4	11/7	A	L	TOR	99-109	2-2	L2	Jones 26	Mason/Campbell 10	Wesley 5	Carter 25	16,658
5	11/10	H	W	MIL	117-111	3-2	W1	Jones 33	Mason 8	Wesley 10	Robinson/Allen 24	15,769
6	11/12	H	W	NJN	96-92	4-2	W2	Jones 24	Campbell 11	Wesley 11	Marbury 31	16,668
7	11/13	A	L	SAS	79-95	4-3	L1	Phills 13	Mason/Campbell 10	Wesley 8	Duncan 22	19,669
8	11/16	A	L	ATL	98-103	4-4	L2	Mason/Jones 20	Mason 16	Wesley 6	Terry 22	11,426
9	11/17	H	W	DAL	104-99	5-4	W1	Jones 24	Coleman 18	Jones 9	Pack 27	15,137
10	11/19	A	W	ORL	103-92	6-4	W2	Jones 30	Mason 15	Mason 8	Armstrong 18	12,936
11	11/20	H	L	POR	96-100*	6-5	L1	Campbell 24	Campbell 11	Wesley 9	Anthony 24	20,688
12	11/24	H	W	VAN	89-73	7-5	W1	Jones 14	Mason 10	Wesley 8	Dickerson 16	16,003
13	11/26	H	W	WAS	118-85	8-5	W2	Campbell 19	Miller 10	Wesley 10	Hamilton 16	18,542
14	11/27	A	L	CLE	89-106	8-6	L1	Jones 22	Mason 13	B. Davis 4	Murray/DeClercq 16	15,194
15	12/1	A	L	POR	90-94	8-7	L2	Campbell 19	Campbell 11	Wesley 11	Schrempf 18	19,980
16	12/3	A	W	VAN	113-94	9-7	W1	Wesley 28	Mason 6	Jones 12	Dickerson 29	12,107
17	12/5	A	W	SEA	103-81	10-7	W2	Coleman 26	Coleman 11	Wesley 9	Payton 17	12,233
18	12/8	H	W	GSW	113-106	11-7	W3	Jones 30	Mason 15	Jones 10	Starks 28	15,327
19	12/10	H	W	DEN	106-99	12-7	W4	Mason 21	Mason 12	Wesley/Jones 8	LaFrentz/Van Exel 20	17,320
20	12/11	A	W	PHI	106-84	13-7	W5	Miller 19	Miller 12	Wesley 13	McKie 16	18,078
21	12/15	H	W	MIN	103-98	14-7	W6	Coleman 20	Mason 13	Jones/Mason 8	Sealy 27	16,303
22	12/17	H	W	CLE	99-86	15-7	W7	Phills 19	Mason 13	Five With 5	Kemp/Murray 15	16,586
23	12/18	A	W	MIA	106-89	16-7	W8	Jones 24	Coleman 10	B. Davis 8	Mourning 18	14,621
24	12/20	A	L	NYK	109-112*	16-8	L1	Jones 23	Mason 13	Wesley 7	Houston 31	19,763
25	12/23	H	L	ORL	106-110	16-9	L2	Coleman 20	Three With 9	B. Davis 9	Armstrong 28	16,918
26	12/26	A	L	DET	96-114	16-10	L3	Mason 28	Three With 6	Wesley 9	Hill 30	15,339
27	12/27	H	W	ATL	108-104	17-10	W1	Coleman 25	Coleman 16	Wesley 12	Rider 25	17,114
28	12/29	H	W	MIL	109-105	18-10	W2	Coleman 27	Campbell 11	Mason 7	Robinson 36	17,134
29	12/30	A	L	IND	99-109	18-11	L1	Wesley 17	Three With 6	B. Davis 8	Miller 30	18,345
30	1/4	A	L	PHO	80-86	18-12	L2	Campbell/Wesley 18	Coleman 19	Wesley 5	Robinson 30	18,640
31	1/5	A	L	UTA	96-118	18-13	L3	Wesley 19	Campbell/Miller 6	Wesley 5	Malone 30	19,518
32	1/7	A	L	LAL	83-87	18-14	L4	Three With 17	Campbell 13	B. Davis 5	O'Neal 23	18,997
33	1/8	A	L	DEN	92-97	18-15	L5	Coleman 21	Coleman 14	B. Davis 6	Van Exel 32	18,408
34	1/10	A	L	MIL	87-137	18-16	L6	Wesley 23	Miller 8	Campbell 5	Allen 26	13,159
35	1/15	A	L	NYK	79-91	18-17	L7	Jones 23	Coleman 13	Wesley 9	Sprewell 20	19,763
36	1/17	H	W	TOR	115-94	19-17	W1	Jones 25	Coleman 11	Wesley 9	Carter 24	20,278
37	1/19	A	W	CHI	96-86	20-17	W2	Jones 26	Mason 13	Wesley 11	Brand 24	21,906
38	1/20	H	W	PHI	109-100	21-17	W3	Jones/Coleman 23	Mason 9	Jones 8	Iverson 35	16,160
39	1/22	H	W	BOS	110-96	22-17	W4	Coleman 24	Mason/Coleman 11	Mason/Wesley 8	Potapenko 18	18,900
40	1/25	H	L	SAC	99-110	22-18	L1	Coleman 24	Campbell 11	Jones 9	Webber 30	17,370
41	1/27	H	W	DET	117-102	23-18	W1	Jones 25	Miller 9	Coleman 8	Stackhouse 34	16,238
42	1/29	H	W	PHO	100-79	24-18	W2	Jones 20	Miller 12	Wesley/Jones 6	Hardaway 24	19,366
43	2/1	A	L	HOU	83-99	24-19	L1	Jones 20	Coleman 11	B. Davis 5	Mobley 23	14,391
44	2/3	A	L	DAL	96-106	24-20	L2	Jones 21	Campbell 10	Mason/B. Davis 5	Finley 32	11,126
45	2/5	A	W	WAS	110-102	25-20	W1	Campbell 27	Coleman 10	Mason/Coleman 5	Richmond 22	18,422
46	2/7	H	W	NYK	95-85	26-20	W2	Jones 34	Coleman 13	Wesley 8	Houston 26	18,128
47	2/9	H	W	CLE	103-95	27-20	W3	Jones 32	Campbell 10	Wesley/Jones 5	Murray 31	16,512
48	2/15	A	W	PHI	95-93	28-20	W4	Jones 27	Mason/Campbell 12	Wesley 7	Iverson 28	18,488
49	2/16	H	L	LAL	85-92	28-21	L1	Coleman 19	Campbell 13	Wesley 8	Bryant 26	23,799
50	2/18	H	W	LAC	115-87	29-21	W1	Coleman 17	Campbell 12	B. Davis 7	Taylor 22	18,796
51	2/20	H	L	MIA	80-85	29-22	L1	Jones 18	Coleman 12	Mason 7	Hardaway 23	21,539
52	2/22	H	W	HOU	102-97	30-22	W1	Coleman 32	Coleman 12	Mason 11	Francis 24	15,921
53	2/24	H	L	SAS	70-72	30-23	L1	Coleman 19	Coleman 20	Mason 6	Robinson 16	18,535
54	2/26	A	L	NJN	93-104	30-24	L2	Coleman 24	Coleman 10	Wesley 7	Van Horn 29	18,481
55	2/28	H	L	SEA	81-84	30-25	L3	Jones 23	Mason 13	Wesley 9	Payton 32	15,902
56	2/29	A	W	MIN	92-87	31-25	W1	Campbell 22	Mason/Campbell 8	Jones 5	Garnett 21	15,922
57	3/2	A	L	ORL	96-104	31-26	L1	Campbell 22	Mason 13	Mason/B. Davis 5	Mercer 19	12,382
58	3/3	H	L	UTA	87-89	31-27	L2	Jones 31	Campbell 11	Jones 7	Stockton 22	21,148
59	3/5	H	W	CHI	100-94	32-27	W1	Coleman 26	Mason/Coleman 7	Wesley 11	Brand 24	15,799
60	3/7	A	W	GSW	102-99	33-27	W2	Coleman 34	Coleman 17	Mason 8	Hughes 21	10,201
61	3/8	A	L	SAC	92-105	33-28	L1	Wesley 21	Campbell 13	Wesley 6	Divac 27	17,317
62	3/10	A	W	LAC	118-101	34-28	W1	Coleman 31	Coleman/Campbell 12	B. Davis 7	Anderson 24	15,362
63	3/15	H	W	CHI	77-74	35-28	W2	Wesley/Jones 18	Campbell 20	Jones 8	Carr 18	15,964
64	3/17	H	L	NYK	99-118	35-29	L1	Wesley 24	Campbell 10	B. Davis 7	Houston 27	23,799
65	3/18	A	L	IND	99-113	35-30	L2	Coleman 28	Mason/Coleman 10	Jones 4	Rose 22	18,345
66	3/20	H	L	PHI	96-102	35-31	L3	Jones 28	Mason 11	Wesley 10	Iverson 25	16,281
67	3/22	H	W	NJN	119-103	36-31	W1	Jones 26	Three With 7	Three With 7	Marbury 23	15,595
68	3/24	A	W	TOR	102-84	37-31	W2	Jones 25	Coleman 12	Mason 6	Carter 18	19,800
69	3/25	A	W	ATL	86-70	38-31	W3	Jones 24	Mason/Fuller 15	Mason 11	Henderson 17	14,609
70	3/29	A	W	DET	98-91	39-31	W4	Mason 22	Campbell 13	Mason 8	Hill 26	14,997
71	3/31	H	W	TOR	110-101*	40-31	W5	Jones 32	Mason 14	Mason 11	Carter 31	23,779
72	4/1	A	W	CHI	90-87	41-31	W6	Campbell 25	Mason/Campbell 9	Mason 7	Brand 24	21,882
73	4/4	H	W	BOS	112-105	42-31	W7	Mason 27	Coleman 14	Wesley 9	Anderson 23	16,305
74	4/6	A	L	MIA	70-76	42-32	L1	Mason 14	Mason 15	Coleman/Wesley 3	Mourning 26	15,803
75	4/7	H	L	DET	82-97	42-33	L2	B. Davis 14	Mason/Coleman 10	Coleman 5	Stackhouse 23	20,002
76	4/9	H	W	IND	96-80	43-33	W1	Three With 19	Campbell 13	Mason/Jones 5	Rose 18	19,312
77	4/10	A	W	WAS	107-105	44-33	W2	Jones 26	Coleman 16	Mason 9	Richmond 21	12,071
78	4/12	H	W	ATL	119-87	45-33	W3	Wesley 29	Miller 8	Mason 10	Glover 14	15,809
79	4/14	A	W	MIL	109-106*	46-33	W4	Jones 29	Coleman 12	Coleman/Mason 6	Robinson 38	15,839
80	4/16	A	W	BOS	105-102	47-33	W5	Jones 25	Mason 12	B. Davis 5	Walker 21	17,278
81	4/18	A	W	CLE	103-88	48-33	W6	Wesley 23	Mason/Coleman 11	Four With 5	Sura 20	14,481
82	4/19	H	W	MIA	83-73	49-33	W7	Mason/Jones 14	Campbell 8	B. Davis 7	Carter 16	18,938

\* - overtime

## A black and white action shot of basketball player Eddie Jones. He is wearing a light-colored jersey with dark trim and is dribbling the basketball with his right hand. He is looking intently towards the right side of the frame. A defender's arm is visible on the left, reaching towards Jones. The background is a blurred crowd of spectators in a gymnasium.

**Record: 26-24    East: 23-21    West: 3-3    Division: 12-10    Home: 16-9    Road: 10-15    Overtime: 3-2**

**Head Coach:** Paul Silas, Creighton '64  
**Assistant Coaches:** Lee Rose, Transylvania '58; Mark Osowski, Massachusetts '85; Jeff Bower, St. Francis (PA) '83  
**Trainer:** Terry Kofler, Xavier '76

Player	G	GS	MIN	FG	FGA	PCT	3FG	FGA	PCT	FT	FTA	PCT	OFF	DEF	TOT	AST	PF	DQ	STL	TO	BLK	PTS	AVG
Jones (CHA)	30	30	1157	164	368	.446	28	78	.359	153	191	.801	30	88	118	125	86	1	90	72	34	509	17.0
Reid	16	16	556	88	169	.521	0	0	---	67	84	.798	21	92	113	25	63	2	22	28	10	243	15.2
Phills	43	43	1574	215	497	.433	68	172	.395	115	168	.685	39	135	174	149	124	1	60	92	25	613	14.3
Wesley	50	50	1848	243	545	.446	61	170	.359	159	191	.832	23	138	161	322	130	2	100	142	10	706	14.1
Coleman	37	29	1178	168	406	.414	7	33	.212	143	190	.753	76	252	328	78	96	1	24	90	42	486	13.1
Campbell (CHA)	32	32	1134	178	364	.489	0	1	.000	134	207	.647	88	213	301	61	108	1	38	58	57	490	15.3
Brown	48	21	1192	176	373	.472	15	40	.375	40	59	.678	36	138	174	57	106	0	16	38	19	407	8.5
Miller	38	0	469	78	138	.565	1	2	.500	81	102	.794	35	82	117	22	65	0	9	32	18	238	6.3
Person	50	21	990	112	289	.388	55	157	.350	24	32	.750	17	115	132	60	90	0	20	41	8	303	6.1
Armstrong	10	1	178	21	43	.488	6	8	.750	9	10	.900	1	15	16	27	16	0	3	10	0	57	5.7
Recasner	44	2	708	82	184	.446	24	60	.400	34	39	.872	20	57	77	91	66	0	17	58	1	222	5.0
Davis	46	1	557	81	200	.405	2	12	.167	45	59	.763	40	44	84	58	46	0	30	54	7	209	4.5
Shackleford	32	4	367	44	90	.489	0	0	---	19	29	.655	41	88	129	13	66	1	5	27	13	107	3.3
Beck (CHA)	16	0	150	14	31	.452	1	1	1.000	6	13	.462	3	20	23	20	21	0	7	11	2	35	2.2
Williams	8	0	62	6	13	.462	0	0	---	3	4	.750	6	13	19	2	10	0	2	6	1	15	1.9
Burton	3	0	18	1	7	.143	0	1	.000	2	4	.500	4	2	6	0	2	0	0	1	0	4	1.3
Wolf	3	0	12	0	1	.000	0	0	---	0	2	.000	0	1	1	0	6	0	0	0	0	0	0.0
HORNETS	50		12150	1671	3718	.449	268	735	.365	1034	1384	.747	480	1493	1973	1110	1101	9	443	796	247	4644	92.9
OPPONENTS	50		12150	1739	4003	.434	212	637	.333	959	1306	.734	655	1491	2146	1092	1151	13	443	762	232	4649	93.0

# TEAM HISTORY

## Game-by-Game

G	Date	H/A	W/L	Opp	Cha/Opp	Record	Streak	Charlotte High Scorer	Charlotte High Rebounder	Charlotte High Assist	Opponent High Scorer	Attnd
1	2/5	H	L	PHI	66-78	0-1	L1	Phills 15	Coleman 15	Wesley 6	Iverson 33	21,191
2	2/6	H	L	MIL	107-113*	0-2	L2	Phills 18	Coleman 13	Allen/Armstrong 8	Robinson 25	18,820
3	2/8	H	W	MIA	94-91	1-2	W1	Reid 19	Coleman 12	Wesley 12	Hardaway 32	18,044
4	2/10	H	L	CLE	77-87	1-3	L1	Coleman /Person 16	Coleman /Phills 7	Wesley 4	Kemp 20	18,049
5	2/11	A	L	ATL	88-100	1-4	L2	Coleman/ Wesley 17	Coleman 13	Person 4	Smith 17	8,611
6	2/16	A	L	LAL	88-116	1-5	L3	Phills 20	Coleman 9	Three With 3	Fox/O'Neal 20	14,093
7	2/17	A	L	GSW	87-96	1-6	L4	Reid 29	Reid 10	Wesley 10	Marshall 13	9,734
8	2/19	A	L	SAC	95-106	1-7	L5	Reid/Wesley 21	Coleman 10	Phills 7	Williams 25	17,317
9	2/24	H	L	MIA	83-91	1-8	L6	Phills 20	Coleman 14	Wesley 4	Mourning 20	17,828
10	2/26	H	W	POR	97-95	2-8	W1	Coleman 28	Coleman 8	Wesley 13	Rider 27	18,633
11	2/27	A	L	CHI	77-94	2-9	L1	Coleman 17	Phills/Reid 9	Wesley 6	Kukoc 16	22,814
12	3/1	H	W	TOR	91-88	3-9	W1	Coleman 24	Coleman 12	Wesley 7	Three With 15	18,039
13	3/3	A	L	ORL	76-93	3-10	L1	Coleman 24	Coleman 10	Wesley 4	Anderson 25	15,421
14	3/4	A	L	NJN	96-82	4-10	W1	Person 21	Coleman 15	Wesley 7	Van Horn 28	14,728
15	3/5	A	L	WAS	85-86	4-11	L1	Reid 20	Shackelford 12	Armstrong 6	Howard 26	15,703
16	3/9	H	W	BOS	105-87	5-11	W1	Reid 26	Reid 12	Wesley 7	Walker 32	18,342
17	3/10	A	L	PHI	70-85	5-12	L1	Phills 18	Shackelford 10	Wesley 8	Iverson 25	14,590
18	3/12	A	W	WAS	92-83	6-12	W1	Wesley 23	Shackelford 14	Phills 5	Cheaney 22	16,343
19	3/14	A	L	NYK	86-94	6-13	L1	Jones 23	Campbell 9	Wesley 5	Houston 20	19,763
20	3/15	A	L	TOR	82-89	6-14	L2	Four With 13	Coleman/Wesley 9	Coleman 5	Christie 18	15,329
21	3/17	H	W	PHO	119-111	7-14	W1	Jones 29	Campbell 19	Wesley 11	Chapman 25	17,837
22	3/19	H	W	UTA	83-82*	8-14	W2	Campbell 19	Campbell/Coleman 12	Wesley 6	Hornacek 21	22,989
23	3/21	A	W	MIL	94-87	9-14	W3	Jones 23	Campbell/Coleman 9	Coleman/Phills 5	Robinson 19	13,974
24	3/23	A	L	ORL	78-86	9-15	L1	Jones 20	Coleman 16	Recasner 4	Armstrong 28	16,405
25	3/24	H	W	CH	110-81	10-15	W1	Miller 25	Campbell/Davis 11	Wesley 5	Simpkins 20	17,857
26	3/26	H	W	ORL	90-82	11-15	W2	Campbell 24	Coleman 7	Wesley 7	Anderson 17	21,698
27	3/28	H	W	CLE	105-84	12-15	W3	Miller 24	Campbell 10	Recasner 9	Person 20	18,490
28	3/30	H	L	BOS	99-109	12-16	L1	Campbell 17	Campbell 7	Three With 5	Anderson 22	18,102
29	3/31	H	L	MIL	94-102	12-17	L2	Recasner 26	Campbell 10	Wesley 6	Allen 20	17,552
30	4/2	H	L	IND	81-87	12-18	L3	Coleman 19	Coleman 14	Jones 8	Miller 18	21,649
31	4/4	A	L	ATL	83-85	12-19	L4	Jones 16	Coleman 18	Jones 5	Henderson 18	7,149
32	4/5	H	L	ATL	71-77	12-20	L5	Wesley 18	Campbell 9	Jones 5	Blaylock/McLeod 13	17,927
33	4/7	H	W	NYK	106-82	13-20	W1	Wesley 24	Campbell 7	Wesley 7	Ewing/Thomas 17	19,810
34	4/9	H	W	WAS	90-88	14-20	W2	Campbell 32	Campbell 10	Jones 6	Strickland 25	19,038
35	4/10	A	W	IND	92-90	15-20	W3	Phills 23	Campbell 16	Wesley 7	Smits 22	16,702
36	4/12	A	W	DET	92-86	16-20	W4	Campbell 27	Campbell 11	Wesley 9	Reid 25	14,355
37	4/14	H	W	DET	83-79	17-20	W5	Jones/Phills 21	Brown 9	Phills/Wesley 7	Hunter 20	18,229
38	4/16	A	W	MIL	95-94	18-20	W6	Jones 23	Campbell 10	Phills 8	Allen 21	18,010
39	4/17	A	W	CLE	90-82	19-20	W7	Campbell/Wesley 24	Phills 7	Wesley 10	Kemp 23	15,357
40	4/19	A	W	NJN	120-113	20-20	W8	Three with 23	Phills 6	Wesley 11	Marbury 27	15,178
41	4/21	H	W	DET	88-85	21-20	W9	Campbell 32	Campbell 14	Wesley 8	Hill 28	19,385
42	4/23	A	L	NYK	105-110	21-21	L1	Campbell 17	Coleman 11	Wesley 8	Houston 30	19,763
43	4/24	H	W	NJN	97-82	22-21	W1	Wesley 19	Campbell 13	Wesley 9	Marbury 30	20,855
44	4/26	H	L	NYK	84-91	22-22	L1	Coleman/Phills 20	Campbell 9	Wesley 11	Sprewell 21	19,782
45	4/27	A	W	TOR	108-98	23-22	W1	Jones 28	Coleman 9	Phills 6	McGrady 27	19,800
46	4/29	A	L	IND	110-115*	23-23	L1	Wesley 23	Campbell 16	Wesley 7	Miller 27	16,228
47	4/30	H	W	CHI	92-88	24-23	W1	Campbell/Wesley 19	Campbell 10	Wesley 9	Kukoc 23	20,536
48	5/2	A	L	MIA	93-100	24-24	L1	Jones 23	Campbell 10	Wesley 7	Mashburn 20	15,200
49	5/4	H	W	PHI	117-110*	25-24	W1	Jones 28	Campbell 11	Wesley 10	Iverson 39	20,125
50	5/5	A	W	BOS	133-129**	26-24	W2	Davis/Miller 32	Miller 13	Jones 7	Pierce 27	16,635

\* - overtime

## A black and white close-up photograph of basketball player Vlade Divac. He is wearing a basketball jersey with vertical stripes on the shoulder. He has a beard and is looking directly at the camera with a serious expression. The background is blurred. In the bottom left corner, the text "Vlade Divac" is printed in a white sans-serif font.

1997-98 Final Roster			Record: 51-31	East: 31-23	West: 20-8	Division: 16-12	Home: 32-9	Road: 19-22	Overtime: 2-1
No.	Player	Position	Height	Weight	Birthdate	College	Years Pro		
10	B.J. Armstrong	G	6-2	185	Sept. 9, 1967	Iowa '89	9		
15	Corey Beck	G	6-3	200	May 27, 1971	Arkansas '95	2		
30	Dell Curry	G/F	6-5	204	June 25, 1964	Virginia Tech '86	12		
12	Vlade Divac	C	7-1	260	Feb. 3, 1968	Serbia	9		
52	Matt Geiger	C/F	7-1	248	Sept. 10, 1969	Georgia Tech '92	6		
14	Anthony Mason	F	6-8	250	Dec. 14, 1966	Tennessee St. '88	9		
11	Vernon Maxwell	G	6-4	190	Sept. 12, 1965	Florida '88	10		
13	Bobby Phills	F	6-5	226	Dec. 20, 1969	Southern '91	7		
7	J.R. Reid	F/C	6-10	247	March 31, 1968	North Carolina '90	8		
41	Glen Rice	F	6-8	221	May 28, 1967	Michigan '89	9		
5	Donald Royal	F	6-8	218	May 2, 1966	Notre Dame '87	8		
4	David Wesley	G	6-1	202	Nov. 14, 1970	Baylor '92	5		
32	Travis Williams	F	6-7	224	May 27, 1969	South Carolina St. '91	R		

**Head Coach:** Dave Cowens, Florida State '70

Player	G	GS	MIN	FG	FGA	PCT	3FG	FGA	PCT	FT	FTA	PCT	OFF	DEF	TOT	AST	PF	DQ	STL	TO	BLK	PTS	AVG
Rice	82	82	3295	634	1386	.457	130	300	.433	428	504	.849	89	264	353	182	200	0	77	182	22	1826	22.3
Wesley	81	81	2845	383	864	.443	59	170	.347	229	288	.795	49	164	213	529	229	3	140	226	30	1054	13.0
Mason	81	80	3148	389	764	.509	0	4	.000	261	402	.649	177	649	826	342	182	1	68	146	18	1039	12.8
Geiger	78	42	1839	358	709	.505	1	11	.091	168	236	.712	196	325	521	78	191	1	68	111	87	885	11.3
Divac	64	41	1805	267	536	.498	3	14	.214	130	188	.691	183	335	518	172	179	1	83	114	94	667	10.4
Phillis	62	61	1887	246	552	.446	44	114	.386	106	140	.757	59	157	216	187	181	2	81	108	18	642	10.4
Curry	52	1	971	194	434	.447	61	145	.421	41	52	.788	26	75	101	69	85	2	31	54	4	490	9.4
Maxwell (CHA)	31	0	467	77	180	.428	31	86	.360	25	34	.735	9	35	44	40	51	1	14	28	3	210	6.8
Reid	79	1	1109	146	318	.459	3	8	.375	89	122	.730	72	138	210	51	172	1	35	65	19	384	4.9
Armstrong (CHA)	62	0	772	99	194	.510	9	34	.265	37	43	.860	12	57	69	144	68	0	25	35	0	244	3.9
Williams	39	0	365	56	119	.471	0	1	.000	24	46	.522	53	39	92	20	55	0	18	30	5	136	3.5
Beck	59	14	738	73	159	.459	2	4	.500	43	59	.729	27	63	90	98	100	0	33	70	7	191	3.2
Bogues	2	0	16	2	5	.400	0	0	-	2	2	1.000	0	1	1	4	2	0	2	1	0	6	3.0
Delk	3	0	34	3	4	.750	1	1	1.000	1	2	.500	0	2	2	3	8	0	0	4	0	8	2.7
Royal (CHA)	29	5	305	24	63	.381	0	0	-	26	29	.897	16	21	37	16	30	0	6	7	1	74	2.6
Farmer	27	2	169	17	53	.321	2	9	.222	31	39	.795	16	16	32	5	23	0	10	9	4	67	2.5
Grayer	1	0	11	0	4	.000	0	3	.000	0	0	-	0	0	0	1	0	0	0	2	0	0	0.0
McDonald	1	0	4	0	0	-	0	0	-	0	0	-	1	0	0	0	1	0	0	2	0	0	0.0
HORNETS	82		19780	2968	6344	.468	346	904	.383	1641	2186	.751	985	2341	3326	1941	1757	12	691	1247	312	7923	96.6
OPPONENTS	82		19780	2977	6417	.464	369	1063	.347	1436	1964	.731	965	2259	3224	1806	1902	18	582	1240	372	7759	94.6

ATION • HUSTLE • TAKE IT STRONG TO THE HOOP • CONTEST JUMPSHOTS • NO OPEN LAYUPS • NEVER GIVE UP • COMMITMENT • NON-NEGOTIABLES • ROLL TO THE BASKET • TRUST EACH OTHER • STAY FOCUSED • REBOUND • COMMITMENT • LEADERSHIP • FINISH FAST BREAKS • EXCITEMENT • COMPETITIVE FIRE  
ITIONING • GET BACK ON DEFENSE • BE AGGRESSIVE • STUDY YOUR OPPONENT • NO EMPTY POSSESSIONS • STAY FOCUSED • REBOUND • WORK HARD • NON NEGOTIABLES • CRASH THE BOARDS • DEFEND THE PAINT • RESPECT THE GAME • BOX OUT • BE ALERT ON DEFENSE • CONTEST JUMPSHOTS • PREPARATION • HUSTLE  
SES • NEVER TAKE A PLAY OFF • DEDICATION • PLAY AS A TEAM • HEART AND INTENSITY • DEFEND THE PAINT • RESPECT THE GAME • NO TURNOVERS • BE ALERT ON DEFENSE • CONTEST JUMPSHOTS • PREPARATION • HUSTLE • ROLL TO THE BASKET • TRUST EACH  
BLES • ROLL TO THE BASKET • TRUST EACH OTHER • OVERCOME ADVERSITY • PLAY UNDER CONTROL • HIT THE OPEN MAN • LEADERSHIP • FINISH FAST BREAKS • EXCITEMENT • COMPETITIVE FIRE • FIGHT • FEED THE POST • PLAY UNDER CONTROL • HIT THE OP  
RK HARD • NO EMPTY POSSESSIONS • CRASH THE BOARDS • TAKE THE CHARGE • PLAY WITH PASSION • BOX OUT • DON'T MESS WITH THE GAME • TAKE THE OPEN SHOT • MAKE GOOD PASSES • NEVER TAKE A PLAY OFF • DEDICATION • LEADERSHIP • STAY FOCUSED  
TO THE HOOP • CONTEST JUMPSHOTS • NO OPEN LAYUPS • NEVER GIVE UP • COMMITMENT • NON-NEGOTIABLES • ROLL TO THE BASKET • TRUST EACH OTHER • OVERCOME ADVERSITY • FUNDAMENTALS • WORK HARD • PLAY AS A TEAM • HEART AND INTENSITY • DEFEND THE PAINT • RESPECT THE GAME • NO TURNOVERS  
• GET BACK ON DEFENSE • BE AGGRESSIVE • STUDY YOUR OPPONENT • FUNDAMENTALS • STAY FOCUSED • REBOUND • WORK HARD • NO EMPTY POSSESSIONS • CRASH THE BOARDS • TAKE THE CHARGE • STUDY YOUR OPPONENT • NEVER GIVE UP • HIT THE OPEN MAN • LEADERSHIP • FINISH FAST BREAKS

# TEAM HISTORY

## Game-by-Game

G	Date	H/A	W/L	Opp	Cha/Opp	Record	Streak	Charlotte High Scorer	Charlotte High Rebounder	Opponent High Scorer	Opponent High Rebounder	Attn
1	10/31	H	L	NYK	85-97	0-1	L1	Mason 21	Mason 12	Ewing 23	Oakley 8	24,042
2	11/1	A	L	MIN	90-106	0-2	L2	Geiger 21	Mason 11	Marbury 23	Parks 13	19,006
3	11/3	A	W	MIA	112-99	1-2	W1	Rice 28	Mason 11	Mashburn 18	Brown 10	14,587
4	11/5	H	W	DAL	110-103	2-2	W2	Rice 28	Mason 9	Reeves 24	Green 12	24,042
5	11/7	A	W	WAS	107-92	3-2	W3	Rice 24	Mason 13	Webber 24	Davis 12	18,756
6	11/8	H	W	IND	89-82	4-2	W4	Rice 30	Divac 13	Miller 20	D.Davis/A.Davis 9	24,042
7	11/14	A	L	CHI	92-105	4-3	L1	Phills 14	Geiger 9	Jordan 28	Rodman 14	23,894
8	11/15	H	W	LAC	130-96	5-3	W1	Rice 36	Divac 11	Rogers 24	Vaught 8	24,042
9	11/19	H	W	POR	106-92	6-3	W2	Rice 27	Mason 15	Three With 18	Sabonis 8	24,042
10	11/21	H	W	MIA	119-102	7-3	W3	Rice 26	Mason 11	Hardaway 23	Austin/Strickland 7	24,042
11	11/22	A	W	IND	95-94	8-3	W4	Rice 22	Divac 9	Miller 23	D.Davis 11	15,802
12	11/25	H	W	DET	90-85	9-3	W5	Rice 21	Mason 15	B.Williams 27	B.Williams 10	22,617
13	11/28	H	L	CLE	91-97	9-4	L1	Wesley/Phills 17	Mason 12	Person 33	Kemp 11	24,042
14	11/29	A	L	ATL	80-98	9-5	L2	Rice 19	Geiger 8	Smith 23	Mutombo 14	21,938
15	12/2	H	W	SAC	121-102	10-5	W1	Rice 30	Divac 8	Richmond 25	Owens 11	21,166
16	12/4	A	L	MIL	92-102	10-6	L1	Rice 27	Divac 7	Brandon 24	Hill 11	13,898
17	12/6	A	L	NYK	79-90	10-7	L2	Mason 16	Mason 14	Starks 27	Oakley 11	19,763
18	12/9	A	W	TOR	95-82	11-7	W1	Phills 20	Divac 14	Stoudamire 20	Miller 12	16,325
19	12/10	H	W	WAS	104-101	12-7	W2	Rice 29	Mason 10	Eackles 24	Davis 12	21,155
20	12/12	H	W	CHI	79-77	13-7	W3	Rice 21	Mason/Rice 7	Jordan 28	Rodman 19	24,042
21	12/13	A	W	CLE	85-84	14-7	W4	Rice 32	Rice 9	Kemp 25	Person 9	18,361
22	12/17	H	W	MIL	99-90	15-7	W5	Divac 21	Divac 12	Robinson/Allen 24	Hill 18	20,691
23	12/19	A	L	WAS	86-106	15-8	L1	Curry 14	Divac 9	Howard 26	Webber 19	19,107
24	12/20	H	L	LAL	100-109	15-9	L2	Rice 32	Divac 18	Van Exel 24	Blount 8	24,042
25	12/22	H	W	TOR	81-79	16-9	W1	Mason 17	Mason 11	Stoudamire 21	Stoudamire/Stoud. 7	23,449
26	12/23	A	L	BOS	96-102	16-10	L1	Rice 23	Divac 11	Mercer 28	DeClercq 10	17,781
27	12/26	H	W	CLE	96-88	17-10	W1	Rice 26	Divac 11	Person 18	Kemp 9	24,042
28	12/27	A	L	ORL	87-96	17-11	L1	Rice 29	Divac 11	Harper 26	Grant/Seikaly 10	17,248
29	12/29	A	W	HOU	120-101	18-11	W1	Wesley 32	Mason/Rice 8	Willis/Drexler 18	Barkley 12	16,285
30	1/2	H	W	MIA	99-88*	19-11	W2	Rice 42	Mason 14	Hardaway 23	Brown 16	24,042
31	1/4	A	L	SAC	90-106	19-12	L1	Wesley 17	Mason 11	Richmond 23	Stewart 10	13,275
32	1/6	A	L	SEA	81-102	19-13	L2	Divac 25	Mason 11	Williams 20	Williams 8	17,072
33	1/7	A	W	POR	91-89	20-13	W1	Rice 25	Mason 14	Sabonis 22	Sabonis 13	19,189
34	1/9	A	W	VAN	98-90	21-13	W2	Rice 26	Mason 12	Abdur-Rahim 22	Reeves 9	15,251
35	1/11	A	W	LAL	98-93	22-13	W3	Wesley 23	Phills 12	O'Neal 32	O'Neal 13	17,505
36	1/13	H	L	NJN	68-81	22-14	L1	Mason 15	Mason 11	Williams/Douglas 23	Williams 14	22,805
37	1/15	A	L	DET	94-95*	22-15	L2	Mason 19	Mason 11	Hill 30	B.Williams 9	16,716
38	1/16	H	L	SAS	71-76	22-16	L3	Geiger 22	Geiger 13	Duncan 21	Duncan 13	24,042
39	1/19	H	W	TOR	109-88	23-16	W1	Rice 38	Mason/Geiger 8	Tabak 23	Tabak 7	21,934
40	1/21	A	L	CHI	79-110	23-17	L1	Wesley 18	Geiger 13	Jordan 33	Longley 13	23,967
41	1/22	H	W	HOU	93-86	24-17	W1	Wesley 28	Geiger 16	Drexler 20	Willis 11	23,603
42	1/24	A	W	DAL	94-92	25-17	W2	Mason/Rice 29	Mason 16	Finley 24	Walker 20	14,004
43	1/27	H	W	PHO	120-113**	26-17	W3	Rice 42	Mason/Geiger 13	McDyess 30	McDyess/Bryant 12	22,760
44	1/30	A	W	BOS	97-95	27-17	W4	Wesley 28	Mason 13	Walker 38	Walker 11	18,624
45	1/31	H	L	ATL	83-103	27-18	L1	Rice 19	Mason 11	Smith/Blaylock 20	Mutombo 13	24,042
46	2/3	H	W	BOS	93-89	28-18	W1	Geiger 24	Mason 11	Walker 23	Walker 16	24,042
47	2/5	H	W	VAN	108-93	29-18	W2	Rice 30	Geiger 14	Abdur-Rahim 19	Massenburg 9	21,984
48	2/10	A	L	NYK	91-99	29-19	L1	Maxwell 22	Mason/Geiger 9	Houston 21	Oakley 15	19,763
49	2/11	H	L	CHI	90-92	29-20	L2	Rice 29	Geiger 11	Jordan 29	Rodman 11	24,042
50	2/13	H	W	PHI	103-96	30-20	W1	Rice 40	Geiger 11	Iverson 30	Coleman/Ratliff 8	24,042
51	2/16	A	L	UTA	90-96	30-21	L1	Rice 30	Mason 10	Malone 23	Keefe 12	19,911
52	2/18	A	L	GSW	77-88	30-22	L2	Rice 31	Mason 9	Marshall/Delk 20	Fuller 14	9,335
53	2/20	A	L	PHO	99-115	30-23	L3	Geiger 22	Mason 9	Robinson 36	McDyess 11	19,023
54	2/21	A	W	LAC	111-98	31-23	W1	Mason 25	Geiger 13	Taylor 17	Austin 10	9,846
55	2/23	A	W	DEN	118-98	32-23	W2	Rice 31	Geiger 11	Ellis 23	Ellis 12	7,323
56	2/25	A	W	DET	98-88	33-23	W3	Rice 33	Mason 11	Hill 27	Mahorn 12	17,477
57	2/28	H	W	ORL	90-80	34-23	W4	Mason 24	Mason 13	Harper 20	Grant 13	24,042
58	3/2	H	W	GSW	112-83	35-23	W5	Geiger 29	Mason 11	Jackson 24	Three With 6	22,247
59	3/4	H	W	MIN	112-102	36-23	W6	Rice 22	Geiger 12	Peeler/Marbury 20	Garnett 9	22,493
60	3/6	H	W	SEA	104-98	37-23	W7	Rice 29	Mason 17	Baker 25	Baker 5	24,042
61	3/8	A	W	NJN	109-100	38-23	W8	Rice 31	Mason 15	Kittles 21	Van Horn 9	16,450
62	3/11	H	W	NYK	85-78	39-23	W9	Rice 22	Divac 12	Houston 25	Oakley 22	23,890
63	3/13	A	W	ORL	100-82	40-23	W10	Rice 24	Mason 15	Anderson 20	Schayes/Strong 9	17,248
64	3/14	H	L	WAS	80-83	40-24	L1	Rice 27	Geiger 11	Webber 22	Davis 15	24,042
65	3/16	H	W	DEN	109-87	41-24	W1	Geiger/Curry 18	Geiger 14	Newman 17	Jackson 8	22,212
66	3/18	H	W	UTA	111-85	42-24	W2	Rice 26	Mason 8	Malone 17	Malone/Russell 9	23,305
67	3/20	A	W	SAS	92-82	43-24	W3	Phills 21	Geiger/Mason 9	Duncan 25	Duncan 12	19,752
68	3/24	A	W	TOR	106-89	44-24	W4	Rice 24	Mason 9	Camby 20	Wallace 10	14,490
69	3/26	H	W	MIL	94-80	45-24	W5	Rice 27	Geiger 15	Perry/Allen 18	Johnson 17	23,086
70	3/27	A	L	IND	96-133	45-25	L1	Wesley 21	Divac 14	Smits/Miller 24	Smits 13	16,611
71	3/29	A	L	CLE	82-97	45-26	L2	Geiger 27	Mason 10	Kemp 25	Kemp 11	19,764
72	3/31	H	W	PHI	101-93	46-26	W1	Rice 26	Mason 15	Iverson 28	Coleman 13	23,831
73	4/3	H	W	IND	96-89	47-26	W2	Divac 22	Mason 13	Miller 19	D. Davis 9	24,042
74	4/4	A	L	MIA	88-101	47-27	L1	Divac 18	Mason 10	Hardaway 29	Causwell 14	15,200
75	4/6	A	L	NJN	115-125	47-28	L2	Rice 29	Rice 10	Cassell 35	Gatling 11	17,362
76	4/8	A	L	PHI	101-109	47-29	L3	Rice/Wesley 19	Divac 9	Iverson 30	Iverson 10	19,535
77	4/10	H	L	ATL	87-99	47-30	L4	Rice/Geiger 17	Divac 9	Smith 23	Mutombo/Laettner 9	24,042
78	4/12	H	W	DET	88-86	48-30	W1	Mason 29	Mason 14	Dumars 20	Hill 13	24,042
79	4/14	A	W	MIL	104-82	49-30	W2	Rice 30	Mason/Divac 7	Gilliam/Johnson 16	Johnson 17	14,013
80	4/15	H	W	NJN	109-103	50-30	W3	Rice 21	Divac 12	Cassell 27	Gatling 12	23,440
81	4/17	A	L	ATL	104-121	50-31	L1	Rice 30	Mason 6	Smith 27	Mutombo 13	15,899
82	4/19	H	W	ORL	89-76	51-31	W1	Rice 26	Mason/Divac 11	Strong 21	Strong 12	24,042

\* - overtime

## A black and white photograph of Glen Rice, a basketball player, smiling and holding the NBA All-Star Game MVP trophy. He is wearing a jersey with a star logo. The trophy is a large, circular, transparent award with a basketball player silhouette and the text 'NBA' and 'MOST VALUABLE PLAYER ALL-STAR GAME'.

**Head Coach:** Dave Cowens, Florida State '70  
**Assistant Coaches:** Lee Rose, Transylvania '58; T.R. Dunn, Alabama '77; Mark Osowski, Massachusetts '85  
**Trainer:** Terry Kofler, Xavier '76

Player	G	GS	MIN	FG	FGA	PCT	3FG	FGA	PCT	FT	FTA	PCT	OFF	DEF	TOT	AST	PF	DQ	STL	TO	BLK	PTS	AVG
Rice	79	78	3362	722	1513	.477	207	440	.470	464	535	.867	67	251	318	160	190	0	72	177	26	2115	26.8
Mason	73	73	3143	433	825	.525	1	3	.333	319	428	.745	186	643	829	414	202	3	76	165	33	1186	16.2
Curry	68	20	2078	384	836	.459	126	296	.426	114	142	.803	40	171	211	118	147	0	60	93	14	1008	14.8
Divac	81	80	2840	418	847	.494	11	47	.234	177	259	.683	241	484	725	301	277	6	103	193	180	1024	12.6
Pierce (CHA)	27	17	650	119	237	.502	30	56	.536	56	63	.889	19	49	68	49	48	0	14	30	4	324	12.0
Geiger	49	13	1044	171	350	.489	6	20	.300	89	127	.701	100	158	258	38	153	1	20	67	27	437	8.9
Bogues	65	65	1880	204	443	.460	60	144	.417	54	64	.844	25	116	141	469	114	0	82	108	2	522	8.0
Goldwire	33	9	576	62	154	.403	36	82	.439	30	40	.750	3	35	38	94	58	1	19	41	1	190	5.8
Delk	61	1	867	119	256	.465	52	112	.464	42	51	.824	31	68	99	99	71	1	36	68	6	332	5.4
Burrell	28	2	482	45	131	.344	19	55	.345	42	53	.792	24	55	79	39	60	0	14	25	11	151	5.4
Smith	69	39	1291	138	337	.409	32	99	.323	38	59	.644	38	56	94	150	110	2	48	73	19	346	5.0
Addison	41	3	355	49	122	.402	8	20	.400	22	28	.786	19	26	45	34	52	0	8	17	3	128	3.1
Rose	54	1	525	61	128	.477	0	2	.000	38	62	.613	70	94	164	32	114	3	28	41	17	160	3.0
Royal (CHA)	25	2	320	21	40	.525	0	0	-	28	35	.800	18	40	58	10	42	0	12	22	2	70	2.8
Zidek	36	3	288	33	85	.388	0	2	.000	25	32	.781	25	38	63	9	44	0	4	23	3	91	2.5
Feick	3	0	10	2	4	.500	1	1	1.000	0	2	.000	1	2	3	0	3	0	0	0	1	5	1.7
Chambers	12	5	83	7	31	.226	2	3	.667	3	4	.750	3	11	14	4	14	0	1	9	0	19	1.6
Leckner	1	0	11	0	3	.000	0	0	-	0	0	-	0	1	1	1	3	0	0	0	0	0	0.0
HORNETS	82		19805	2988	6342	.471	591	1382	.428	1541	1984	.777	910	2298	3208	2021	1702	17	597	1203	349	8108	98.9
OPPONENTS	82		19805	3056	6650	.460	487	1364	.357	1356	1857	.730	1077	2256	3333	1783	1781	20	532	1143	335	7955	97.0

ATION • HUSTLE • TAKE IT STRONG TO THE HOOP • CONTEST JUMPSHOTS • NO OPEN LAYUPS • NEVER GIVE UP • COMMITMENT • NON-NEGOTIABLES • ROLL TO THE BASKET • TRUST EACH OTHER • STAY FOCUSED • REBOUND • COMMITMENT • LEADERSHIP • FINISH FAST BREAKS • EXCITEMENT • COMPETITIVE FIRE  
ITIONING • GET BACK ON DEFENSE • BE AGGRESSIVE • STUDY YOUR OPPONENT • NO EMPTY POSSESSIONS • STAY FOCUSED • REBOUND • WORK HARD • NON NEGOTIABLES • CRASH THE BOARDS • DEFEND THE PAINT • RESPECT THE GAME • BOX OUT • BE ALERT ON DEFENSE • CONTEST JUMPSHOTS • PREPARATION • HUSTLE  
SES • NEVER TAKE A PLAY OFF • DEDICATION • PLAY AS A TEAM • HEART AND INTENSITY • DEFEND THE PAINT • RESPECT THE GAME • NO TURNOVERS • BE ALERT ON DEFENSE • CONTEST JUMPSHOTS • PREPARATION • HUSTLE • ROLL TO THE BASKET • TRUST EA  
BLES • ROLL TO THE BASKET • TRUST EACH OTHER • OVERCOME ADVERSITY • PLAY UNDER CONTROL • HIT THE OPEN MAN • LEADERSHIP • FINISH FAST BREAKS • EXCITEMENT • COMPETITIVE FIRE • FIGHT • FEED THE POST • PLAY UNDER CONTROL • HIT THE OP  
RK HARD • NO EMPTY POSSESSIONS • CRASH THE BOARDS • TAKE THE CHARGE • PLAY WITH PASSION • BOX OUT • DON'T MESS WITH THE GAME • TAKE THE OPEN SHOT • MAKE GOOD PASSES • NEVER TAKE A PLAY OFF • DEDICATION • LEADERSHIP • STAY FOCUSED  
TO THE HOOP • CONTEST JUMPSHOTS • NO OPEN LAYUPS • NEVER GIVE UP • COMMITMENT • NON-NEGOTIABLES • ROLL TO THE BASKET • TRUST EACH OTHER • OVERCOME ADVERSITY • FUNDAMENTALS • WORK HARD • PLAY AS A TEAM • HEART AND INTENSITY • DEFEND THE PAINT • RESPECT THE GAME • NO TURNOVERS  
• GET BACK ON DEFENSE • BE AGGRESSIVE • STUDY YOUR OPPONENT • FUNDAMENTALS • STAY FOCUSED • REBOUND • WORK HARD • NO EMPTY POSSESSIONS • CRASH THE BOARDS • TAKE THE CHARGE • STUDY YOUR OPPONENT • NEVER GIVE UP • HIT THE OPEN MAN • LEADERSHIP • FINISH FAST BREAKS

# TEAM HISTORY

## Game-by-Game

G	Date	H/A	W/L	Opp	Cha/Opp	Record	Streak	Charlotte High Scorer	Charlotte High Rebounder	Opponent High Scorer	Opponent High Rebounder	Attn
1	11/2	H	W	TOR	109-98	1-0	W1	Curry 38	Mason 15	Stoudamire 19	Rogers 8	24,042
2	11/3	A	L	NYK	86-113	1-1	L1	Goldwire 17	Rose 11	Starks 17	B. Williams 7	19,763
3	11/6	H	W	LAL	88-78	2-1	W1	Geiger 22	Geiger 10	O'Neal 22	O'Neal 10	24,042
4	11/8	A	W	WAS	102-87	3-1	W2	Smith 20	Mason 10	Webber 19	Webber 14	18,756
5	11/9	H	L	MIL	98-100	3-2	L1	Curry 23	Mason 12	Baker 12	Baker 12	24,042
6	11/12	A	L	MIA	97-105	3-3	L2	Rice 26	Divac 13	Hardaway 22	Mourning 9	14,393
7	11/14	A	L	ORL	89-96	3-4	L3	Rice 23	Geiger 9	Anderson 17	Grant/Seikaly 11	17,248
8	11/15	H	L	CHI	87-110	3-5	L4	Rice 21	Rose 8	Jordan 38	Rodman 17	24,042
9	11/20	H	W	NYK	93-86	4-5	W1	Divac 23	Divac 13	Ewing 18	Oakley 15	24,042
10	11/21	A	W	IND	90-87	5-5	W2	Curry 25	Divac 15	Ferrell 16	D.Davis/A.Davis 9	13,853
11	11/23	H	W	DET	93-85	6-5	W3	Curry 19	Mason 11	Dumars 21	Thorpe 13	24,042
12	11/26	H	W	SEA	97-89	7-5	W4	Rice 24	Divac 13	Kemp 23	Kemp 14	24,042
13	11/27	A	L	TOR	88-92	7-6	L1	Rice 29	Divac 12	Williams 23	Jones 18	15,710
14	11/30	A	W	MIL	94-87	8-6	W1	Rice 23	Divac 14	Robinson 27	Baker 13	16,327
15	12/2	A	L	UTA	97-107	8-7	L1	Curry 25	Divac 10	Stockton 22	Malone 11	19,410
16	12/3	A	L	LAC	89-96	8-8	L2	Rice 23	Divac 12	Dehere 25	Vaught 15	5,755
17	12/6	A	L	POR	93-97	8-9	L3	Divac 29	Mason 17	Sabonis 22	Sabonis 10	20,034
18	12/7	A	W	SEA	94-92	9-9	W1	Rice 22	Mason 10	Kemp 28	Kemp 10	17,072
19	12/9	A	W	VAN	107-91	10-9	W2	Rice 30	Mason 12	Peeler 23	Reeves 10	15,780
20	12/11	H	W	DEN	101-97	11-9	W3	Mason 25	Mason 21	D.Ellis 24	McDyess 10	24,042
21	12/13	H	W	PHI	84-75	12-9	W4	Rice 24	Mason 13	Coleman 20	Coleman 8	24,042
22	12/14	A	L	CHI	82-87	12-10	L1	Rice 25	Mason 15	Jordan 29	Rodman 23	23,771
23	12/17	A	W	PHI	93-84	13-10	W1	Bogues 24	Mason 11	Coleman 27	Williams 11	12,720
24	12/19	H	L	CHI	72-93	13-11	L1	Rice 23	Mason/Geiger 8	Jordan 35	Rodman 14	24,042
25	12/21	H	W	ATL	98-93	14-11	W1	Curry 19	Mason 12	Laettner 24	Mutombo 13	24,042
26	12/22	A	W	BOS	102-98	15-11	W2	Rice 25	Mason 13	Wesley 34	Fox/Walker 9	15,454
27	12/27	H	L	MIA	86-101	15-12	L1	Curry 23	Mason 13	Hardaway 26	Austin 12	24,042
28	12/28	A	L	DET	75-97	15-13	L2	Mason/Rice 17	Divac 7	Hill 29	Thorpe 15	21,454
29	12/30	A	W	WAS	101-92	16-13	W1	Rice 38	Divac 14	Howard 23	Webber 14	17,313
30	1/2	H	W	DAL	107-97	17-13	W2	Rice 37	Divac 15	Jackson/Gatling 22	Gatling 13	24,042
31	1/4	H	L	WAS	93-104	17-14	L1	Rice 27	Rice 8	Strickland 28	Muresan 14	24,042
32	1/6	A	W	GSW	109-101	18-14	W1	Rice 39	Mason 18	Sprewell 26	Smith 10	12,314
33	1/8	A	L	LAL	97-101	18-15	L1	Rice 27	Mason 13	O'Neal 23	O'Neal 16	16,980
34	1/10	A	L	PHO	90-102	18-16	L2	Rice 25	Mason 18	Person 27	Person 15	19,023
35	1/12	A	W	SAC	97-93	19-16	W1	Rice 26	Divac 15	Abdul-Rauf 22	Smith 14	17,317
36	1/13	A	W	DEN	102-100*	20-16	W2	Rice 25	Divac 16	L.Ellis 23	Johnson 13	7,573
37	1/15	H	W	NUN	116-104	21-16	W3	Rice 35	Mason 17	Gill 30	Three With 7	24,042
38	1/18	A	W	NUN	102-92	22-16	W4	Rice 33	Mason 17	Gill/Williams 24	Williams 16	15,119
39	1/20	A	L	ATL	97-106	22-17	L1	Rice 33	Divac 15	Smith 31	Mutombo 13	16,378
40	1/21	H	W	HOU	114-108	23-17	W1	Rice 42	Mason 9	Drexler 39	Olajuwon 9	24,042
41	1/24	H	W	NYK	113-104*	24-17	W2	Rice 34	Mason 18	Ewing 26	Ewing 14	24,042
42	1/25	A	L	CLE	73-106	24-18	L1	Rice 18	Mason 10	Brandon 21	Hill 11	18,547
43	1/28	A	W	IND	98-97	25-18	W1	Rice 30	Divac 11	Miller 26	D.Davis 8	14,484
44	1/29	H	L	IND	95-106	25-19	L1	Rice 34	Divac 9	Miller 40	Smits 11	24,042
45	1/31	H	W	MIL	102-95	26-19	W1	Rice 43	Divac 12	Allen 22	Baker 12	24,042
46	2/2	A	W	NYK	99-93	27-19	W2	Rice 40	Mason 11	Starks 26	Oakley 21	19,763
47	2/4	H	W	MIN	115-101	28-19	W3	Curry 30	Mason 15	Gugliotta 35	Garrett 10	24,042
48	2/6	H	W	SAC	115-100	29-19	W4	Mason 22	Divac 10	Richmond 37	Smith 11	24,042
49	2/11	A	L	CHI	100-103	29-20	L1	Rice 32	Mason/Divac 7	Jordan 43	Rodman 14	23,884
50	2/12	H	W	NUN	113-100	30-20	W1	Rice 27	Mason 18	Gill 26	Williams 11	24,042
51	2/14	H	L	DET	103-109	30-21	L1	Divac 23	Mason 13	Hill 29	Hill 11	24,042
52	2/17	H	W	ORL	124-110	31-21	W1	Rice 40	Mason 12	Anderson 28	Grant 18	24,042
53	2/19	H	W	PHO	123-115	32-21	W2	Rice 36	Divac 11	Johnson 25	Bryant 8	24,042
54	2/21	H	W	LAC	114-96	33-21	W3	Rice 29	Mason 14	Wright 16	Wright 11	24,042
55	2/22	A	W	ATL	93-92	34-21	W4	Mason 25	Mason 12	Laettner 24	Laettner 16	16,378
56	2/24	A	W	SAS	96-84	35-21	W5	Rice 33	Mason 16	Del Negro 24	Perdue 13	13,092
57	2/25	A	L	DAL	84-86	35-22	L1	Rice 29	Mason 22	Finley 18	Green 15	13,339
58	2/27	A	W	HOU	106-95	36-22	W1	Rice 24	Four With 5	Elie 23	Barkley 13	16,285
59	3/2	A	W	MIN	108-96	37-22	W2	Rice 39	Mason 14	Garnett 19	Gugliotta 15	19,006
60	3/4	H	W	SAS	105-98	38-22	W3	Rice 24	Mason 13	Herrera 21	Perdue 7	24,042
61	3/6	H	W	BOS	122-121*	39-22	W4	Rice 48	Divac 18	Williams 25	Conlon 9	24,042
62	3/9	H	W	MIA	82-76	40-22	W5	Rice 21	Mason 14	Hardaway 31	Brown 12	24,042
63	3/11	H	W	VAN	98-92	41-22	W6	Rice/Mason 24	Mason 13	Abdur-Rahim 24	Reeves/Williams 13	24,042
64	3/14	A	L	ORL	81-86	41-23	L1	Rice 39	Mason 17	Hardaway 27	Seikaly 12	17,248
65	3/15	A	W	PHI	107-99	42-23	W1	Rice 27	Mason 14	Iverson 31	Coleman 12	16,897
66	3/17	H	L	UTA	93-114	42-24	L1	Rice 29	Divac 10	Malone 9	Malone 9	24,042
67	3/19	H	W	CLE	90-72	43-24	W1	Rice 22	Mason 14	Ferry/Phills 13	Phills 7	24,042
68	3/21	A	W	TOR	102-97	44-24	W2	Rice 27	Mason/Divac 10	Stoudamire 29	Camby 16	16,993
69	3/22	H	W	GSW	100-93*	45-24	W3	Rice 24	Divac 12	Smith 31	Smith 15	24,042
70	3/26	H	L	POR	87-88	45-25	L1	Rice 33	Divac 9	C.Robinson 25	Wallace 9	24,042
71	3/28	H	L	IND	115-116	45-26	L2	Geiger 25	Divac/Curry 6	Miller 39	A. Davis 8	24,042
72	4/2	H	W	ATL	95-84	46-26	W1	Rice 38	Geiger 8	Smith 25	Blaylock 11	24,042
73	4/3	A	W	NUN	93-87	47-26	W2	Rice 24	Divac 11	Gill 26	Massenburg 10	17,593
74	4/5	H	W	PHI	115-113	48-26	W3	Rice 41	Divac/Geiger 13	Stackhouse 39	Iverson 10	24,042
75	4/7	A	W	CLE	110-105*	49-26	W4	Rice 42	Geiger/Rose 7	Ferry 23	West 6	15,985
76	4/9	H	W	BOS	136-111	50-26	W5	Rice 29	Mason 15	Walker 32	Lister 9	24,042
77	4/11	A	W	DET	93-85	51-26	W6	Mason 23	Three With 11	Dumars 21	Hill 14	21,454
78	4/12	H	W	WAS	99-97	52-26	W7	Divac 21	Mason 9	Webber 25	Webber 9	24,042
79	4/14	H	W	CLE	94-82	53-26	W8	Rice 25	Geiger 8	Brandon/Sura 20	Hill 16	24,042
80	4/16	A	W	BOS	108-102	54-26	W9	Rice 25	Divac 14	Wesley 25	Szabo 14	15,930
81	4/18	H	L	TOR	100-108	54-27	L1	Rice 38	Divac 13	Stoudamire 28	Camby/Jones 8	24,042
82	4/20	A	L	MIL	100-120	54-28	L2	Rice 21	Mason 11	Baker 31	Baker/Robinson 8	14,886

\* - overtime

## A black and white photograph of Dell Curry, a professional basketball player. He is wearing a Charlotte Hornets jersey, which has "CHARLOTTE" visible on the front. He is looking off to the side with a focused expression. The background is blurred, suggesting a game in progress.

**Record: 41-41    East: 26-28    West: 15-13    Division: 13-15    Home: 25-16    Road: 16-25    Overtime: 2-5**

**Head Coach:** Allan Bristow, Virginia Tech '73  
**Assistant Coaches:** Bill Hanzlik, Notre Dame '80; T.R. Dunn, Alabama '77; John Bach, Fordham '48  
**Trainer:** Terry Kofler, Xavier '76

Player	G	GS	MIN	FG	FGA	PCT	3FG	FGA	PCT	FT	FTA	PCT	OFF	DEF	TOT	AST	PF	OQ	STL	TQ	BLK	PTS	AVG
Rice	79	79	3142	610	1296	.471	171	403	.424	319	381	.837	86	292	378	232	217	1	91	163	19	1710	21.6
Johnson	81	81	3274	583	1225	.476	67	183	.366	427	564	.757	249	434	683	355	173	0	55	182	43	1660	20.5
Anderson (CHA)	38	36	1302	206	454	.454	56	157	.357	109	150	.727	26	76	102	328	105	1	59	88	6	577	15.2
Curry	82	29	2371	441	974	.453	164	406	.404	146	171	.854	68	196	264	176	173	2	108	130	25	1192	14.5
Burrell	20	20	693	92	206	.447	37	98	.378	42	56	.750	26	72	98	47	76	2	27	43	13	263	13.2
Gill	36	36	1265	179	372	.481	17	54	.315	89	117	.761	56	133	189	225	101	2	42	110	22	484	12.9
Geiger	77	50	2349	357	866	.536	3	8	.375	149	205	.727	201	448	649	60	290	11	46	137	63	866	11.2
Reeves	20	5	418	54	118	.458	11	36	.306	43	51	.843	11	29	40	72	46	0	16	30	1	162	8.1
Goldwire	42	8	621	76	189	.402	33	83	.398	46	60	.767	8	35	43	112	79	0	16	63	0	231	5.5
Adams	21	3	329	37	83	.446	14	41	.341	26	35	.743	5	17	22	67	25	0	21	25	4	114	5.4
Hancock	63	7	838	112	214	.523	1	3	.333	47	73	.644	40	58	98	47	94	2	28	56	5	272	4.3
Zidek	71	21	888	105	248	.423	0	0	-	71	93	.763	69	114	183	16	170	2	9	38	7	281	4.0
Parish	74	34	1086	120	241	.498	0	0	-	50	71	.704	89	214	303	29	80	0	21	50	54	290	3.9
Sutton	18	0	190	20	50	.400	7	21	.333	15	19	.789	4	11	15	39	36	0	8	17	0	62	3.4
Addison	53	0	516	77	165	.467	0	9	.000	17	22	.773	25	65	90	30	74	0	9	27	9	171	3.2
Myers (CHA)	32	1	453	29	87	.333	3	16	.188	31	46	.674	14	53	67	48	57	0	20	25	6	92	2.9
Bogues	6	0	77	6	16	.375	0	1	.000	2	2	1.000	6	1	7	19	4	0	2	6	0	14	2.3
Glass (CHA)	5	0	15	2	5	.400	0	1	.000	1	1	1.000	1	1	2	0	5	0	1	0	0	5	1.0
Beck	5	0	33	2	8	.250	0	0	-	1	2	.500	3	4	7	5	8	0	1	4	0	5	1.0
Hodge (CHA)	2	0	2	0	0	-	0	0	-	0	0	-	0	1	1	0	0	0	0	0	0	0.0	
Wolf	1	0	18	0	1	.000	0	0	-	0	0	-	0	2	2	0	2	0	2	2	0	0.0	
HORNETS	82		19880	3108	6618	.470	584	1520	.384	1631	2119	.770	987	2256	3243	1907	1815	23	582	1241	277	8431	102.8
OPPONENTS	82		19880	3254	6651	.489	530	1340	.396														

ATION • HUSTLE • TAKE IT STRONG TO THE HOOP • CONTEST JUMPSHOTS • NO OPEN LAYUPS • NEVER GIVE UP • COMMITMENT • NON-NEGOTIABLES • ROLL TO THE BASKET • TRUST EACH OTHER • STAY FOCUSED • REBOUND • COMMITMENT • LEADERSHIP • FINISH FAST BREAKS • EXCITEMENT • COMPETITIVE FIRE  
ITIONING • GET BACK ON DEFENSE • BE AGGRESSIVE • STUDY YOUR OPPONENT • NO EMPTY POSSESSIONS • STAY FOCUSED • REBOUND • WORK HARD • NON NEGOTIABLES • CRASH THE BOARDS • DEFEND THE PAINT • RESPECT THE GAME • BOX OUT • BE ALERT ON DEFENSE • CONTEST JUMPSHOTS • PREPARATION • HUSTLE  
SES • NEVER TAKE A PLAY OFF • DEDICATION • PLAY AS A TEAM • HEART AND INTENSITY • DEFEND THE PAINT • RESPECT THE GAME • NO TURNOVERS • BE ALERT ON DEFENSE • CONTEST JUMPSHOTS • PREPARATION • HUSTLE • ROLL TO THE BASKET • TRUST EA  
BLES • ROLL TO THE BASKET • TRUST EACH OTHER • OVERCOME ADVERSITY • PLAY UNDER CONTROL • HIT THE OPEN MAN • LEADERSHIP • FINISH FAST BREAKS • EXCITEMENT • COMPETITIVE FIRE • FIGHT • FEED THE POST • PLAY UNDER CONTROL • HIT THE OP  
RK HARD • NO EMPTY POSSESSIONS • CRASH THE BOARDS • TAKE THE CHARGE • PLAY WITH PASSION • BOX OUT • DON'T MESS WITH THE GAME • TAKE THE OPEN SHOT • MAKE GOOD PASSES • NEVER TAKE A PLAY OFF • DEDICATION • LEADERSHIP • STAY FOCUSED  
TO THE HOOP • CONTEST JUMPSHOTS • NO OPEN LAYUPS • NEVER GIVE UP • COMMITMENT • NON-NEGOTIABLES • ROLL TO THE BASKET • TRUST EACH OTHER • OVERCOME ADVERSITY • FUNDAMENTALS • WORK HARD • PLAY AS A TEAM • HEART AND INTENSITY • DEFEND THE PAINT • RESPECT THE GAME • NO TURNOVERS  
• GET BACK ON DEFENSE • BE AGGRESSIVE • STUDY YOUR OPPONENT • FUNDAMENTALS • STAY FOCUSED • REBOUND • WORK HARD • NO EMPTY POSSESSIONS • CRASH THE BOARDS • TAKE THE CHARGE • STUDY YOUR OPPONENT • NEVER GIVE UP • HIT THE OPEN MAN • LEADERSHIP • FINISH FAST BREAKS

# TEAM HISTORY

## Game-by-Game

G	Date	H/A	W/L	Opp	Cha/Opp	Record	Streak	Charlotte High Scorer	Charlotte High Rebounder	Opponent High Scorer	Opponent High Rebounder	Attn
1	11/3	A	L	CHI	91-105	0-1	L1	Johnson 19	Parish 11	Jordan 42	Rodman 11	23,862
2	11/4	H	W	PHI	119-108	1-1	W1	Johnson/Curry 22	Gill 7	Maxwell 25	Bradley 15	24,042
3	11/7	H	W	DET	108-96	2-1	W2	Curry 27	Johnson 10	Thorpe 24	Hill 12	24,042
4	11/8	A	L	WAS	96-110	2-2	L1	Rice 38	Zidek 7	Muresan 31	Muresan 9	12,911
5	11/10	A	L	PHI	90-104	2-3	L2	Johnson 32	Johnson 13	Bradley 23	Bradley 22	14,082
6	11/11	H	W	TOR	123-117*	3-3	W1	Johnson 34	Rice 10	Anderson 24	Anderson 9	24,042
7	11/14	A	L	ATL	104-111	3-4	L1	Johnson 34	Geiger 9	Augmon 20	Long 10	9,998
8	11/15	A	L	NJN	79-90	3-5	L2	Three with 15	Geiger 8	Edwards 21	Williams 14	13,357
9	11/17	H	L	SEA	96-98	3-6	L3	Curry 20	Johnson 13	Payton 19	Kemp 16	24,042
10	11/18	A	L	SAS	107-109	3-7	L4	Johnson 28	Gill 10	Robinson 27	Robinson 14	15,750
11	11/22	H	L	BOS	124-129	3-8	L5	Johnson 44	Johnson 7	Wesley 37	Montross 10	24,042
12	11/24	H	W	VAN	116-104	4-8	W1	Johnson/Rice 20	Johnson 8	Moten 13	Benjamin 7	24,042
13	11/26	A	W	BOS	111-109	5-8	W2	Johnson 23	Johnson 11	Radja 25	Radja/Fox 10	17,215
14	11/28	A	W	MIL	106-98	6-8	W3	Reeves 19	Geiger 10	Robinson 28	Cummings 9	13,685
15	11/29	H	W	NYK	115-105	7-8	W4	Johnson/Rice 25	Geiger 7	Starks 27	Ewing11	24,042
16	12/1	A	L	MIA	101-108*	7-9	L1	Johnson 32	Geiger 11	Coles 26	Willis 13	15,200
17	12/2	A	L	HOU	98-113	7-10	L2	Johnson 23	Johnson 12	Drexler 41	Olajuwon 12	16,285
18	12/6	H	W	CLE	94-82	8-10	W1	Rice 25	Johnson 11	Brandon 22	Mills/Cage 7	24,042
19	12/8	A	L	ORL	95-105	8-11	L1	Rice 31	Johnson/Geiger 8	Hardaway 28	Grant 7	17,248
20	12/9	H	W	MIN	114-108	9-11	W1	Johnson 35	Johnson 11	Laettner 20	Laettner 8	24,042
21	12/11	A	L	UTA	100-110	9-12	L1	Rice 19	Geiger 9	Malone 24	Morris 8	19,775
22	12/12	A	W	PHO	115-100	10-12	W1	Rice 33	Johnson 12	Barkley 22	Barkley 10	19,023
23	12/14	A	L	POR	109-116	10-13	L1	Rice 33	Geiger 10	Robinson 28	Dudley 19	20,374
24	12/16	A	W	LAC	109-99	11-13	W1	Rice 31	Johnson 15	Dehere 28	Vaught/Williams 6	9,158
25	12/19	A	L	GSW	99-102	11-14	L1	Johnson 23	Gill 10	Seikaly 24	Seikaly 19	15,025
26	12/21	H	W	BOS	107-97	12-14	W1	Rice 31	Johnson 13	Radja 22	Radja 8	24,042
27	12/23	H	W	MIA	87-75	13-14	W2	Johnson 22	Burrell 8	Willis 22	Willis 18	24,042
28	12/27	H	L	LAC	107-116	13-15	L1	Rice 29	Johnson 11	Williams 25	Williams 13	24,042
29	12/29	H	W	POR	102-99	14-15	W1	Burrell 20	Gill/Geiger 9	C.Robinson 26	Sabonis 8	24,042
30	12/30	A	L	DET	100-102*	14-16	L1	Johnson 38	Johnson 10	Hill 28	Hill/Thorpe 12	17,346
31	1/4	H	L	CHI	93-117	14-17	L2	Rice 26	Parish/Addison 6	Jordan 27	Rodman 11	24,042
32	1/6	H	W	ATL	96-90	15-17	W1	Curry/Rice 21	Geiger 21	Blaylock 22	Long/Lang 5	24,042
33	1/9	A	W	TOR	92-91	16-17	W2	Curry 27	Geiger 12	Murray 25	Massenburg 8	20,326
34	1/11	H	L	DET	93-95	16-18	L1	Johnson 21	Geiger 10	HOU 26	Hill 12	24,042
35	1/13	A	W	DAL	103-83	17-18	W1	Johnson 20	Geiger 17	McCloud 18	Meyer 11	17,502
36	1/17	H	L	NJN	93-97	17-19	L1	Rice/Curry 23	Geiger 15	Gilliam 24	Gilliam/Williams 10	24,042
37	1/19	A	W	MIA	114-106	18-19	W1	Johnson 29	Johnson 9	Mourning 32	Mourning 22	14,893
38	1/20	H	L	GSW	102-110	18-20	L1	Rice 25	Geiger 10	Smith 21	Smith 21	24,042
39	1/24	H	W	WAS	127-113	19-20	W1	Rice 28	Geiger 11	Howard 21	Muresan 13	24,042
40	1/26	A	L	NJN	107-115	19-21	L1	Rice 34	Geiger 8	Gill 30	Williams 12	18,149
41	1/27	H	W	PHI	110-105	20-21	W1	Curry 24	Geiger 21	Ruffin 21	Weatherspoon 13	24,042
42	1/29	H	W	CLE	88-86	21-21	W2	Johnson 20	Johnson 17	Brandon 22	Cage 12	24,042
43	2/1	H	L	HOU	111-116	21-22	L1	Geiger/Anderson 24	Geiger 11	Olajuwon 32	Olajuwon 11	24,042
44	2/4	A	L	ATL	104-106	21-23	L2	Johnson 27	Johnson 8	Smith 30	Smith 9	12,480
45	2/6	H	L	SAS	102-109	21-24	L3	Johnson 21	Geiger 10	Elloitt/Robin23	Robinson 15	24,042
46	2/8	H	W	SAC	115-105	22-24	W1	Rice 33	Johnson 11	Richmond 29	Poylnice 10	24,042
47	2/13	A	L	CLE	100-110	22-25	L1	Curry 25	Curry/Johnson 5	Ferry 31	Mills/Phills 7	17,771
48	2/14	H	W	NYK	120-100	23-25	W1	Rice 29	Parish 12	Ewing 26	Ewing 9	24,042
49	2/16	H	W	DEN	107-100	24-25	W2	Geiger 28	Johnson 13	D. Ellis 18	Three with 7	24,042
50	2/18	H	W	MIL	122-99	25-25	W3	Rice 32	Geiger 15	Benjamin 21	Benjamin 10	24,042
51	2/21	H	W	WAS	96-92	26-25	W4	Johnson 32	Johnson 16	Muresan 20	Wallace 11	24,042
52	2/23	A	W	WAS	100-94	27-25	W5	Anderson 22	Rice 10	Howard/Wallace 18	Howard 9	18,756
53	2/24	H	L	IND	90-104	27-26	L1	Curry/Rice 18	Johnson 13	Smits 22	Smits/Jackson 9	24,042
54	2/27	A	W	MIL	88-84	28-26	W1	Rice 23	Johnson 11	Newman 27	Benjamin 11	13,298
55	2/28	A	L	BOS	116-121*	28-27	L1	Johnson 26	Three with 8	Wesley 33	Ellison 20	18,005
56	3/1	A	L	MIN	101-105	28-28	L2	Rice 28	Johnson 11	Gugliotta 18	Gugliotta 10	18,522
57	3/3	A	L	IND	100-103	28-29	L3	Johnson 24	Geiger 10	Miller 31	D.Davis 14	16,716
58	3/5	H	L	ORL	97-123	28-30	L4	Johnson 27	Geiger 6	Anderson 28	O'Neal 10	24,042
59	3/7	H	W	DAL	119-105	29-30	W1	Johnson/Curry 21	Geiger 15	Dumas 28	Kidd 6	24,042
60	3/8	A	L	ORL	112-117*	29-31	L1	Johnson 35	Parish 10	O'Neal 36	O'Neal 12	17,248
61	3/13	H	W	UTA	91-85	30-31	W1	Johnson 22	Geiger 12	Malone 20	Malone 12	24,042
62	3/15	H	W	TOR	113-101	31-31	W2	Johnson/Rice 27	Geiger 13	Three with 20	Miller 10	24,042
63	3/17	H	W	PHO	103-102	32-31	W3	Rice 26	Johnson/Geiger 8	Johnson 30	Williams 10	24,042
64	3/19	H	W	IND	102-94	33-31	W4	Rice 23	Geiger 11	Smits 24	Smits 11	24,042
65	3/20	A	L	TOR	89-107	33-32	L1	Johnson 19	Myers 10	Stoud/Rogers 24	Miller 15	22,033
66	3/22	H	L	ATL	92-117	33-33	L2	Johnson 20	Johnson 8	Smith 27	Laettner 11	24,042
67	3/24	A	W	LAL	103-94	34-33	W1	Johnson 24	Johnson 13	Johnson 28	Johnson/Campbell 8	17,505
68	3/26	A	W	DEN	119-112**	35-33	W2	Rice 28	Parish 17	McDyess 23	Mutombo 31	16,026
69	3/27	A	L	SEA	95-132	35-34	L1	Johnson 17	Johnson 8	Kemp 21	Kemp/Johnson 11	17,072
70	3/29	A	L	SAC	101-107*	35-35	L2	Anderson 24	Parish 13	Marcilunianis 25	Grant 10	17,317
71	3/31	A	W	VAN	121-88	36-35	W1	Geiger 20	Geiger 20	Reeves 17	Reeves 12	18,147
72	4/2	H	W	LAL	102-97	37-35	W2	Rice 27	Parish 14	Ceballos 35	Ceballos 11	24,042
73	4/3	A	L	DET	83-98	37-36	L1	Rice 20	Geiger 13	Thorpe 27	Thorpe 9	17,459
74	4/5	H	L	CHI	92-126	37-37	L2	LJ/Hancock 14	LJ/Parish 5	Pippen 28	Rodman 17	24,042
75	4/6	A	W	CLE	93-89	38-37	W1	LJ/Anderson 20	Parish 9	Majerle 21	Majerle/Hill 8	20,562
76	4/8	A	W	CHI	98-97	39-37	W2	Anderson 20	Parish 11	Jordan 40	Rodman 17	23,590
77	4/10	H	L	MIA	95-116	39-38	L1	Curry 22	Geiger 11	Hardaway 29	Mourning 9	24,042
78	4/14	A	W	PHI	94-78	40-38	W1	Rice 19	Curry 11	Weatherspoon 20	Pinckney 14	10,079
79	4/15	A	L	IND	87-90	40-39	L1	Rice 31	Geiger 9	McKey 18	D.Davis/Smits 12	16,538
80	4/18	H	L	MIL	103-111	40-40	L2	Rice 29	Geiger 9	Robinson 23	Baker 9	24,042
81	4/19	A	W	NYK	115-108	41-40	W1	Johnson 28	Johnson 18	Ewing 28	Ewing 15	19,763
82	4/21	H	L	ORL	100-103	41-41	L1	Johnson 22	Johnson 9	Anderson 23	Grant 10	24,042

\* - overtime

A black and white photograph of Tyrone Bogues, a basketball player. He is shown from the chest up, wearing a dark jersey with white trim and the number 15. He has a focused expression, looking slightly to the left. The background is blurred, showing a crowd of spectators. The name "Tyrone Bogues" is printed in white at the bottom left of the image.

**Record: 50-32    East: 36-20    West: 14-12    Division: 17-11    Home: 29-12    Road: 21-20    Overtime: 1-4**

**Head Coach:** Allan Bristow, Virginia Tech '73  
**Assistant Coaches:** Bill Hanzlik, Notre Dame '80; T.R. Dunn, Alabama '77; John Bach, Fordham '48  
**Trainer:** Terry Kofler, Xavier '76

Player	G	GS	MIN	FG	FGA	PCT	3FG	FGA	PCT	FT	FTA	PCT	OFF	DEF	TOT	AST	PF	DQ	STL	TO	BLK	PTS	AVG
Mourning	77	77	2941	571	1101	.519	11	34	.324	490	644	.761	200	561	761	111	275	5	49	241	225	1643	21.3
Johnson	81	81	3234	585	1219	.480	81	210	.386	274	354	.774	190	395	585	369	174	2	78	207	28	1525	18.8
Hawkins	82	82	2731	390	809	.482	131	298	.440	261	301	.867	60	254	314	262	178	1	122	150	18	1172	14.3
Curry	69	0	1718	343	778	.441	154	361	.427	95	111	.856	41	127	168	113	144	1	55	98	18	935	13.6
Burrell	65	62	2014	277	593	.467	96	235	.409	100	144	.694	96	272	368	161	187	1	75	85	40	750	11.5
Bogues	78	78	2629	348	730	.477	6	30	.200	160	180	.889	51	206	257	675	151	0	103	132	0	862	11.1
Adams	29	0	443	67	148	.453	29	81	.358	25	30	.833	6	23	29	95	41	0	23	26	1	188	6.5
Gattison	21	0	409	47	100	.470	0	1	.000	31	51	.608	21	54	75	17	64	1	7	22	15	125	6
Sutton	53	4	690	94	230	.409	43	115	.374	32	45	.711	8	48	56	91	114	0	33	51	2	263	5
Parish	81	4	1352	159	372	.427	0	0	-	71	101	.703	93	257	350	44	132	0	27	66	36	389	4.8
Bennett	3	0	46	6	13	.462	2	9	.222	0	0	-	0	2	2	4	6	0	0	3	0	14	4.7
Hancock	46	7	424	68	121	.562	1	3	.333	16	39	.410	14	39	53	30	48	0	19	30	4	153	3.3
Wingate	52	9	515	50	122	.410	4	22	.182	18	24	.750	11	49	60	56	60	0	19	27	6	122	2.3
Wolf	63	6	583	38	81	.469	2	6	.333	12	16	.750	34	95	129	37	101	0	9	22	6	90	1.4
Tolbert	10	0	57	6	18	.333	0	4	.000	2	2	1.000	7	10	17	2	9	0	0	3	0	14	1.4
Blackwell	4	0	19	2	3	.667	0	0	-	0	0	-	0	3	3	5	1	0	1	2	0	4	1
HORNETS	82		19805	3051	6438	.474	560	1409	.397	1587	2042	.777	832	2395	3227	2072	1685	11	620	1224	399	8249	100.6
OPPONENTS	82		19805	3088	6807	.454	429	1289	.333	1375	1859	.740	1102	2365	3467	1898	1859	20	535	1216	368	7980	97.3

ATION • HUSTLE • TAKE IT STRONG TO THE HOOP • CONTEST JUMPSHOTS • NO OPEN LAYUPS • NEVER GIVE UP • COMMITMENT • NON-NEGOTIABLES • ROLL TO THE BASKET • TRUST EACH OTHER • STAY FOCUSED • REBOUND • COMMITMENT • LEADERSHIP • FINISH FAST BREAKS • EXCITEMENT • COMPETITIVE FIRE  
ITIONING • GET BACK ON DEFENSE • BE AGGRESSIVE • STUDY YOUR OPPONENT • NO EMPTY POSSESSIONS • STAY FOCUSED • REBOUND • WORK HARD • NON NEGOTIABLES • CRASH THE BOARDS • DEFEND THE PAINT • RESPECT THE GAME • BOX OUT • BE ALERT ON DEFENSE • CONTEST JUMPSHOTS • PREPARATION • HUSTLE  
SES • NEVER TAKE A PLAY OFF • DEDICATION • PLAY AS A TEAM • HEART AND INTENSITY • DEFEND THE PAINT • RESPECT THE GAME • NO TURNOVERS • BE ALERT ON DEFENSE • CONTEST JUMPSHOTS • PREPARATION • HUSTLE • ROLL TO THE BASKET • TRUST EA  
BLES • ROLL TO THE BASKET • TRUST EACH OTHER • OVERCOME ADVERSITY • PLAY UNDER CONTROL • HIT THE OPEN MAN • LEADERSHIP • FINISH FAST BREAKS • EXCITEMENT • COMPETITIVE FIRE • FIGHT • FEED THE POST • PLAY UNDER CONTROL • HIT THE OP  
RK HARD • NO EMPTY POSSESSIONS • CRASH THE BOARDS • TAKE THE CHARGE • PLAY WITH PASSION • BOX OUT • DON'T MESS WITH THE GAME • TAKE THE OPEN SHOT • MAKE GOOD PASSES • NEVER TAKE A PLAY OFF • DEDICATION • LEADERSHIP • STAY FOCUSED  
TO THE HOOP • CONTEST JUMPSHOTS • NO OPEN LAYUPS • NEVER GIVE UP • COMMITMENT • NON-NEGOTIABLES • ROLL TO THE BASKET • TRUST EACH OTHER • OVERCOME ADVERSITY • FUNDAMENTALS • WORK HARD • PLAY AS A TEAM • HEART AND INTENSITY • DEFEND THE PAINT • RESPECT THE GAME • NO TURNOVERS  
• GET BACK ON DEFENSE • BE AGGRESSIVE • STUDY YOUR OPPONENT • FUNDAMENTALS • STAY FOCUSED • REBOUND • WORK HARD • NO EMPTY POSSESSIONS • CRASH THE BOARDS • TAKE THE CHARGE • STUDY YOUR OPPONENT • NEVER GIVE UP • HIT THE OPEN MAN • LEADERSHIP • FINISH FAST BREAKS

# TEAM HISTORY

## Game-by-Game

G	Date	H/A	W/L	Opp	Cha/Opp	Record	Streak	Charlotte High Scorer	Charlotte High Rebounder	Opponent High Scorer	Opponent High Rebounder	Attn
1	11/4	A	L	LAL	83-89	0-1	L1	Johnson 17	Johnson 8	Pippen 22	Perdue 12	22,313
2	11/5	H	L	CLE	107-115	0-2	L2	Burrell 21	Johnson 10	Price 27	Williams 10	23,698
3	11/9	H	L	ORL	128-130*	0-3	L3	Mourning 26	Johnson 11	O'Neal 46	O'Neal 20	23,698
4	11/11	A	W	MIL	123-115	1-3	W1	Curry 30	Johnson 16	Day 21	Baker 13	16,236
5	11/12	H	W	DET	113-100	2-3	W2	Mourning 28	Mourning 8	Hill 25	Three with 6	23,698
6	11/15	A	L	CLE	86-89*	2-4	L1	Mourning 23	Mourning 9	Hill 22	Hill 16	19,959
7	11/17	H	W	LAC	99-83	3-4	W1	Johnson 19	Johnson 14	Spencer 12	Outlaw 10	23,698
8	11/19	H	L	IND	89-102	3-5	L1	Mourning 19	Johnson 12	McKey 19	A. Davis 14	23,698
9	11/22	H	W	GSW	102-98	4-5	W1	Mourning 21	Mourning 12	Sprewell 30	Gatling 9	23,698
10	11/23	A	L	BOS	91-98	4-6	L1	Mourning 36	Mourning 12	Brown 24	Fox 11	14,890
11	11/26	A	W	NYK	105-95	5-6	W1	Mourning 27	Mourning 18	Ewing 22	Oak/Ewi 14	19,763
12	11/29	A	W	ATL	90-85	6-6	W2	Hawkins 22	Johnson 10	Long 21	Long 7	9,183
13	11/30	H	W	MIA	105-87	7-6	W3	Johnson 23	Johnson 10	Will/Min 14	Willis 6	23,698
14	12/3	A	L	DEN	88-99	7-7	L1	Curry 19	Mourning 11	Rog/Stith 17	Mutombo 22	17,171
15	12/5	A	W	LAC	115-83	8-7	W1	Johnson 18	Mourning 11	Murray 14	Vaught 8	7,492
16	12/6	A	W	UTA	106-97	9-7	W2	Johnson 28	Parish 8	Malone 31	Spencer 13	19,784
17	12/8	A	L	HOU	95-101	9-8	L1	Burrell 23	Mourning 13	Smith 25	Thorpe 15	12,792
18	12/10	A	L	DAL	86-99	9-9	L2	Mourning 20	Mourning 11	Mashburn 31	Williams 11	17,502
19	12/13	H	W	MIL	107-101	10-9	W1	Hawkins 23	Parish 8	Robinson 24	Pinkney 10	23,698
20	12/14	A	W	DET	106-93	11-9	W2	Hawk/Bogu 18	Mourning 13	Hill 21	West 17	15,528
21	12/16	A	L	IND	91-93	11-10	L1	Johnson 22	Zo/Parish 8	Miller 22	Davis 13	16,497
22	12/17	H	W	DEN	111-92	12-10	W1	Hawkins 22	Hawkins 8	Abdul-Rauf 15	Mutombo 11	23,698
23	12/20	H	W	IND	99-95	13-10	W2	Hawk/Zo 28	Mourning 12	Mill/Smits 18	Smits 8	23,698
24	12/22	H	W	PHI	103-91	14-10	W3	Mourning 26	Hawkins 11	Weatherspoon 25	Weatherspoon 13	23,698
25	12/23	A	L	MIA	93-116	14-11	L1	Burrell 19	Mourning 10	Rice 37	Willis 12	14,698
26	12/27	A	L	SAS	108-119	14-12	L2	Johnson 29	Johnson 12	Robinson 30	Rodman 20	33,026
27	12/29	H	W	ORL	125-123	15-12	W1	Curry 28	Johnson 7	O'Neal 30	O'Neal 17	23,698
28	12/30	A	W	MIL	101-94	16-12	W2	LJ/Burrell 25	Wolf 10	Day 21	Baker 14	18,026
29	1/4	H	W	POR	118-106	17-12	W3	Mourning 28	Burrell 9	Robinson 32	Williams 8	23,698
30	1/6	A	W	NJN	89-88	18-12	W4	Johnson 21	Mourning 12	Coleman 28	Brown/Morris 8	20,049
31	1/7	H	W	BOS	106-98	19-12	W5	Mourning 33	Mourning 13	Wilkins 24	Montross 13	23,698
32	1/10	A	W	CLE	116-108*	20-12	W6	Mourning 25	Zo/LJ 9	Hill 23	Hill 12	20,562
33	1/11	H	W	MIN	100-91	21-12	W7	Zo/LJ 23	LJ/Burrell 10	Laettner 20	Laettner 9	23,698
34	1/14	H	W	LAL	96-85	22-12	W8	Johnson 22	Three with 8	Pippen 19	Pippen 11	23,698
35	1/17	A	L	ORL	98-109	22-13	L1	Mourning 33	Mourning 12	O'Neal 35	O'Neal 15	16,010
36	1/18	H	W	SAS	111-110	23-13	W1	Johnson 24	Mourning 9	Johnson 42	Rodman 10	23,698
37	1/20	H	W	NJN	99-97	24-13	W2	Mourning 26	Mourning 15	Anderson 26	Coleman 13	23,698
38	1/22	A	L	MIN	83-100	24-14	L1	Mourning 20	Mourning 12	Rider 29	Laettner 11	19,006
39	1/23	H	L	LAL	102-108	24-15	L2	Johnson 25	Mourning 13	VanEx/Ceba 26	Divac 15	23,698
40	1/25	H	L	ATL	96-103	24-16	L3	Mourning 36	Mourning 11	Norman 22	Norman 10	23,698
41	1/27	H	W	NYK	105-90	25-16	W1	Johnson 39	Zo/Parish 7	Starks 26	Mason 11	23,698
42	1/28	A	W	ATL	102-93	26-16	W2	Johnson 20	Mourning 13	Augmon 22	Lang 10	16,368
43	1/31	A	W	WAS	97-88	27-16	W3	Bogues 20	Hawkins 11	Cheaney 23	Muresan 12	18,756
44	2/1	A	W	BOS	100-93	28-16	W4	Johnson 28	Mourning 12	Radja 25	Montross 10	14,890
45	2/3	H	W	MIL	117-98	29-16	W5	Bogues 23	Three with 7	Robinson 28	Conlon 11	23,698
46	2/5	H	W	WAS	111-105	30-16	W6	Mourning 26	Mourning 10	Howard 12	Webber 12	23,698
47	2/7	H	L	IND	92-95*	30-17	L1	Curry 20	Mourning 12	Miller 18	Smits 15	23,698
48	2/8	A	W	DET	106-78	31-17	W1	Curry 21	Mourning 9	Addison 25	West 8	15,784
49	2/14	A	L	NJN	98-109	31-18	L1	Mourning 23	Mourning 9	Gilliam 26	Benjamin 12	16,868
50	2/16	H	L	HOU	89-105	31-19	L2	Johnson 18	Mourning 11	Olajuwon 29	Olajuwon 14	23,698
51	2/18	H	W	DET	110-88	32-19	W1	Johnson 29	Three with 6	Dumars 15	Curley 10	23,698
52	2/20	H	W	LAL	115-104	33-19	W2	Three with 23	Mourning 12	Pippen 28	Pippen 8	23,698
53	2/22	H	W	SAC	100-89	34-19	W3	Mourning 29	Mourning 17	Williams 28	Polynice 13	23,698
54	2/24	A	L	LAL	93-95*	34-20	L1	Mourning 29	Parish 10	Peeler 27	Divac 24	17,505
55	2/26	A	L	PHO	92-103	34-21	L2	Mourning 23	Johnson 14	Barkley 24	Green 15	19,023
56	2/27	A	W	SEA	116-114	35-21	W1	Mourning 34	Mourning 9	Payton 32	Kemp 8	16,379
57	3/2	A	W	POR	109-99	36-21	W2	Mourning 27	Mourning 10	Strickland 24	Thorpe 12	12,888
58	3/3	A	W	GSW	116-86	37-21	W3	Mourning 22	Mourning 11	Alexander 18	Rozier 11	15,025
59	3/5	A	L	SAC	80-88	37-22	L1	Curry 21	Johnson 12	Will/Rich 20	Grant 10	17,317
60	3/9	H	W	SEA	112-99	38-22	W1	Mourning 35	Mourning 13	Schr/Payt 20	Gill 11	23,698
61	3/11	H	W	MIA	104-95	39-22	W2	Johnson 25	Mourning 12	Rice 28	Owens 10	23,698
62	3/13	H	L	WAS	103-106	39-23	L1	Mourning 32	Mourning 14	Howard 18	Howard 13	23,698
63	3/14	A	L	MTL	86-99	39-24	L2	Mourning 18	Mourning 14	Robinson 27	Robinson 13	16,572
64	3/16	H	L	PHO	105-108	39-25	L3	Johnson 21	Mourning 12	Barkley 29	Barkley 15	23,698
65	3/19	H	W	UTA	108-104	40-25	W1	Mourning 31	Johnson 8	Malone 26	Malone 8	23,698
66	3/21	A	W	NYK	78-69	41-25	W2	Johnson 21	Mourning 15	Ewing 35	Ewing 18	19,763
67	3/23	A	L	ORL	93-105	41-26	L1	Mourning 35	Johnson 7	O'Neal 34	O'Neal 15	16,010
68	3/25	H	W	CLE	105-97	42-26	W1	Mourning 23	Mourning 11	Mills 26	Hill 11	23,698
69	3/29	A	L	PHI	81-99	42-27	L1	Johnson 22	Mourning 6	Weathrspon 28	Bradley 15	11,856
70	3/30	H	L	DAL	107-125	42-28	L2	Hawkins 31	Zo/Hawk 9	Jones/Tarp 22	Jones 11	23,698
71	4/2	A	W	MIA	105-92	43-28	W1	Hawk/Zo 22	Gatt/LJ 7	Rice 30	Geiger 9	14,389
72	4/5	H	W	PHI	84-66	44-28	W2	Mourning 16	Mourning 11	Bradley 21	Weatherspon 14	23,698
73	4/7	A	W	WAS	98-93	45-28	W3	Mourning 25	Johnson 11	Webb/Chean 23	Webber 11	18,756
74	4/9	A	L	IND	68-97	45-29	L1	Johnson 24	Mourning 12	Smits 18	DDavis 10	16,661
75	4/10	H	W	BOS	119-95	46-29	W1	Mourning 25	Mourning 11	Brown 20	Radja 9	23,698
76	4/12	H	W	NJN	105-77	47-29	W2	Mourning 25	Johnson 8	Gilliam 20	Brown 7	23,698
77	4/14	A	W	DET	94-86	48-29	W3	Mourning 23	Mourning 13	HOU 21	Three with 11	21,454
78	4/16	H	L	ATL	93-94	48-30	L1	Mourning 21	Zo/LJ 8	Blaylock 24	Long 10	23,698
79	4/17	A	W	PHI	101-90	49-30	W1	Sutton 16	Three with 7	Wright 22	Brad/Willi 8	12,805
80	4/20	H	L	NYK	86-91	49-31	L1	Mourning 22	LJ/Zo 10	Starks 18	Mason 9	23,698
81	4/22	A	L	LAL	100-116	49-32	L2	Johnson 29	LJ/Parish 8	Jord/Kukoc 19	Pip/Longley 7	23,544
82	4/23	H	W	CLE	97-72	50-32	W1	Mourning 26	Mourning 12	Phills 13	Cage/Drei 11	23,698

\* overtime

## 1993-94 Roster & Stats



1993-94 Final Roster			Record: 41-41	East: 29-27	West: 12-14	Division: 12-16	Home: 28-13	Road: 13-28	Overtime: 3-3
No.	Player	Position	Height	Weight	Birthdate	College	Years Pro		
25	Tony Bennett	G	6-0	179	June 1, 1969	Wis. Green Bay '92	2		
1	Tyrone Bogues	G	5-3	144	Jan. 9, 1965	Wake Forest '87	7		
40	Frank Brickowski	F/C	6-9	248	Aug. 14, 1959	Penn St. '81	10		
24	Scott Burrell	F	6-7	218	Jan. 12, 1971	Connecticut '93	R		
30	Dell Curry	G/F	6-5	210	June 25, 1964	Virginia Tech '86	8		
43	LeRon Ellis	C	6-10	240	April 28, 1969	Syracuse '91	2		
44	Kenny Gattison	F/C	6-8	255	May 23, 1964	Old Dominion '86	8		
32	Hersey Hawkins	G	6-3	190	Sept. 29, 1966	Bradley '88	6		
8	Eddie Johnson	F	6-7	215	May 1, 1959	Illinois '81	13		
2	Larry Johnson	F	6-7	257	Mar. 14, 1969	UNLV '91	3		
33	Alonzo Mourning	C	6-10	244	Feb. 8, 1970	Georgetown '92	2		
20	Rumeal Robinson	G	6-2	195	Nov. 13, 1966	Michigan '90	4		
55	David Wingate	G/F	6-5	190	Dec. 15, 1963	Georgetown '86	8		

**Head Coach:** Allan Bristow, Virginia Tech '73  
**Assistant Coaches:** Bill Hanzlik, Notre Dame '80; T.R. Dunn, Alabama '77  
**Trainer:** Terry Kofler, Xavier '76

## 1993-94 Final Statistics

Player	G	GS	MIN	FG	FGA	PCT	3FG	FGA	PCT	FT	FTA	PCT	OFF	DEF	TOT	AST	PF	DQ	STL	TO	BLK	PTS	AVG
Mourning	60	59	2018	427	845	.505	0	2	.000	433	568	.762	177	433	610	86	207	3	27	199	188	1287	21.5
L. Johnson	51	51	1757	346	672	.515	5	21	.238	137	197	.695	143	305	448	184	131	0	29	116	14	834	16.4
Curry	82	0	2173	533	1171	.455	152	378	.402	117	134	.873	71	191	262	221	161	0	98	120	27	1335	16.3
Hawkins	82	82	2648	395	859	.460	78	235	.332	312	362	.862	89	288	377	216	167	2	135	158	22	1180	14.4
Newman	18	18	429	91	174	.523	4	16	.250	48	59	.814	21	37	58	29	44	1	18	28	5	234	13
E. Johnson	73	27	1460	339	738	.459	59	150	.393	99	127	.780	80	144	224	125	143	2	36	84	8	836	11.5
Bogues	77	77	2746	354	751	.471	2	12	.167	125	155	.806	78	235	313	780	147	1	133	171	2	835	10.8
Conlon	16	8	378	66	109	.606	0	1	.000	31	38	.816	34	55	89	28	36	1	5	23	7	163	10.2
Brickowski (CHA)	28	6	653	117	233	.502	1	2	.500	47	63	.746	32	93	125	57	77	3	28	56	11	282	10.1
Gattison	77	18	1644	233	445	.524	0	0	-	126	195	.646	105	253	358	95	229	3	59	79	46	592	7.7
Wingate	50	36	1005	136	283	.481	4	12	.333	34	51	.667	30	104	134	104	85	0	42	53	6	310	6.2
Burrell	51	16	767	98	234	.419	2	6	.333	46	70	.657	46	86	132	62	88	0	37	45	16	244	4.8
Ellis	50	1	680	88	182	.484	0	0	-	45	68	.662	70	118	188	24	83	1	17	21	25	221	4.4
Gminski	21	6	255	31	79	.392	0	0	-	11	14	.786	19	40	59	11	20	0	13	11	13	73	3.5
Bennett	74	5	983	105	263	.399	27	75	.360	11	15	.733	16	74	90	163	84	0	39	40	1	248	3.4
Kempton	9	0	103	9	26	.346	0	0	-	7	10	.700	6	8	14	6	25	0	4	4	1	25	2.8
Robinson (CHA)	14	0	95	13	33	.394	1	5	.200	3	9	.333	2	6	8	18	15	0	3	18	0	30	2.1
Henson	3	0	17	1	2	.500	1	1	1.000	0	0	-	0	1	1	5	3	0	0	1	0	3	1
Williams	1	0	19	0	1	0	0	0	-	0	0	-	0	4	4	0	2	0	1	1	2	0	0
HORNETS	82		19830	3382	7100	0.476	336	916	0.367	1632	2135	0.764	1019	2475	3494	2214	1747	17	724	1266	394	8732	106.5
OPPONENTS	82		19830	3463	7359	0.471	317	916	0.346	1507	2036	0.74	1217	2467	3684	2116	1761	12	629	1260	430	8750	106.7

ATION • HUSTLE • TAKE IT STRONG TO THE HOOP • CONTEST JUMPSHOTS • NO OPEN LAYUPS • NEVER GIVE UP • COMMITMENT • NON-NEGOTIABLES • ROLL TO THE BASKET • TRUST EACH OTHER • STAY FOCUSED • REBOUND • COMMITMENT • LEADERSHIP • FINISH FAST BREAKS • EXCITEMENT • COMPETITIVE FIRE  
ITIONING • GET BACK ON DEFENSE • BE AGGRESSIVE • STUDY YOUR OPPONENT • NO EMPTY POSSESSIONS • STAY FOCUSED • REBOUND • WORK HARD • NON NEGOTIABLES • CRASH THE BOARDS • DEFEND THE PAINT • RESPECT THE GAME • BOX OUT • BE ALERT ON DEFENSE • CONTEST JUMPSHOTS • PREPARATION • HUSTLE  
SES • NEVER TAKE A PLAY OFF • DEDICATION • PLAY AS A TEAM • HEART AND INTENSITY • DEFEND THE PAINT • RESPECT THE GAME • NO TURNOVERS • BE ALERT ON DEFENSE • CONTEST JUMPSHOTS • PREPARATION • HUSTLE • ROLL TO THE BASKET • TRUST EA  
BLES • ROLL TO THE BASKET • TRUST EACH OTHER • OVERCOME ADVERSITY • PLAY UNDER CONTROL • HIT THE OPEN MAN • LEADERSHIP • FINISH FAST BREAKS • EXCITEMENT • COMPETITIVE FIRE • FIGHT • FEED THE POST • PLAY UNDER CONTROL • HIT THE OP  
RK HARD • NO EMPTY POSSESSIONS • CRASH THE BOARDS • TAKE THE CHARGE • PLAY WITH PASSION • BOX OUT • DON'T MESS WITH THE GAME • TAKE THE OPEN SHOT • MAKE GOOD PASSES • NEVER TAKE A PLAY OFF • DEDICATION • LEADERSHIP • STAY FOCUSED  
TO THE HOOP • CONTEST JUMPSHOTS • NO OPEN LAYUPS • NEVER GIVE UP • COMMITMENT • NON-NEGOTIABLES • ROLL TO THE BASKET • TRUST EACH OTHER • OVERCOME ADVERSITY • FUNDAMENTALS • WORK HARD • PLAY AS A TEAM • HEART AND INTENSITY • DEFEND THE PAINT • RESPECT THE GAME • NO TURNOVERS  
• GET BACK ON DEFENSE • BE AGGRESSIVE • STUDY YOUR OPPONENT • FUNDAMENTALS • STAY FOCUSED • REBOUND • WORK HARD • NO EMPTY POSSESSIONS • CRASH THE BOARDS • TAKE THE CHARGE • STUDY YOUR OPPONENT • NEVER GIVE UP • HIT THE OPEN MAN • LEADERSHIP • FINISH FAST BREAKS

# TEAM HISTORY

## Game-by-Game

G	Date	H/A	W/L	Opp	Cha/Opp	Record	Streak	Charlotte High Scorer	Charlotte High Rebounder	Opponent High Scorer	Opponent High Rebounder	Attnd
1	11/5	H	L	CHI	123-124*	0-1	L1	Newman 27	LJohn/Mour 10	Armstrong 28	Pippen 16	23,698
2	11/6	A	W	MIL	120-103	1-1	W1	Newman 25	Mourning 9	Norman 28	Avent 17	18,633
3	11/9	A	L	CLE	108-113	1-2	L1	Mourning 24	Mourning 12	Price/Batt 24	Daugherty 11	18,134
4	11/11	H	W	ORL	120-87	2-2	W1	Curry 22	Mourning 10	O'Neal 19	O'Neal 8	23,698
5	11/12	A	W	BOS	110-107	3-2	W2	Mourning 23	Mourning 12	Radja 21	Radja 11	14,890
6	11/15	A	W	IND	102-93	4-2	W3	Mourning 21	LJohnson 14	Richardson 18	Davis 18	11,896
7	11/17	H	W	SAC	130-113	5-2	W4	L Johnson 23	LJ/Zo 8	Richmond 26	Tisdale 10	23,698
8	11/19	H	W	WAS	127-111	6-2	W5	Mourning 26	Mourning 12	Chapman 37	Walker 9	23,698
9	11/20	A	L	ATL	91-96	6-3	L1	Mourning 28	LJohnson 14	Wilkins 32	Blaylock 13	16,368
10	11/23	A	L	WAS	98-118	6-4	L2	Newman 24	Mourning 12	MacLean 24	Duckworth 10	18,756
11	11/24	H	W	LAL	141-124	7-4	W1	LJohnson 28	LJohnson 22	Peeler 21	Divac 7	23,698
12	11/26	H	W	MIL	110-99	8-4	W2	LJohnson 28	Mourning 13	Avent 19	Schayes 10	23,698
13	11/27	A	L	MIA	100-114	8-5	L1	Three with 16	Mourning 10	Rice 29	Sall/Geig 13	15,200
14	12/1	H	L	SAS	88-92	8-6	L2	Curry 25	LJohnson 14	Robinson 31	Rodman 28	23,698
15	12/3	A	L	DEN	94-102	8-7	L3	Mourning 36	Mourning 10	Abdul-Rauf 25	Mutombo 18	17,171
16	12/4	A	L	UTA	108-122	8-8	L4	Mourning 36	Ellis 11	KMalone 35	KMalone 14	19,911
17	12/7	A	L	HOU	102-121	8-9	L5	Hawkins 24	LJohnson 8	Thorpe 40	Thor/Olaj 7	16,611
18	12/9	H	W	CLE	95-93	9-9	W1	LJohnson 26	LJohnson 16	Price 28	Daug/Hill 11	23,698
19	12/11	H	W	NUN	105-99	10-9	W2	Hawkins 26	LJ/Zo 12	Cole/Edwa 22	Coleman 9	23,698
20	12/14	H	W	MIN	101-85	11-9	W3	Curry 26	Mourning 10	Williams 22	Laettner 11	23,698
21	12/16	A	L	NUN	95-111	11-10	L1	Mourning 24	Mourning 13	Morris 19	Coleman 14	14,102
22	12/17	H	W	DEN	99-96	12-10	W1	Mourning 26	LJohnson 7	Stith 19	BWilliams 15	23,698
23	12/20	A	L	CHI	97-109	12-11	L1	LJohnson 28	Mourning 8	Pippen 22	Grant 16	18,676
24	12/21	A	W	DET	108-97	13-11	W1	Cur/Hawk 20	Three with 9	Hunter 20	Polynice 12	21,454
25	12/23	H	W	BOS	118-100	14-11	W2	Mourning 30	Mourning 18	Gamble 22	Brown/Radja 5	23,698
26	12/27	H	W	DET	109-94	15-11	W3	Mourning 30	LJohnson 20	Mills 26	Polynice 14	23,698
27	12/28	A	L	CLE	115-127*	15-12	L1	Mourning 24	Zo/Gatt 8	Wilkins 29	Daug/Will 12	20,273
28	12/30	H	W	CHI	115-95	16-12	W1	Curry 28	Hawkins 12	Pippen 23	Pippen 13	23,698
29	1/2	A	W	NYK	124-123*	17-12	W2	EJohnson 32	Hawkins 9	Starks 31	Oak/Ewi 14	19,763
30	1/4	A	L	ATL	94-133	17-13	L1	Burrell 16	Ellis 7	Wilkins 25	Willis 18	12,071
31	1/6	H	L	POR	110-116	17-14	L2	Hawkins 32	Gattison 11	Robinson 29	Robinson 11	23,698
32	1/8	H	W	NYK	102-99	18-14	W1	Curry 30	Gminiski 10	Ewing 30	Oakley 12	23,698
33	1/11	A	W	PHO	95-93	19-14	W2	Curry 23	Ellis 9	Green 18	Green 14	19,023
34	1/13	A	L	SAC	104-115	19-15	L1	Mourning 18	Mourning 14	Tisdale 22	Tis/Simm 13	17,317
35	1/14	A	W	LAL	130-122	20-15	W1	Mourning 30	Mourning 17	Van Exel 29	Lynch 10	16,011
36	1/16	A	L	POR	101-106	20-16	L1	Hawkins 24	Bogues/Zo 7	Robinson 20	Grant 12	12,888
37	1/19	H	W	PHI	115-103	21-16	W1	Mourning 27	Mourning 10	Weathersp 25	Weathersp 11	23,698
38	1/21	A	L	MIL	110-113	21-17	L1	EJohnson 29	Three with 7	Norman 8	Norman 8	17,764
39	1/22	H	W	MIL	91-80	22-17	W1	Curry 21	Gatt/Ellis 9	Baker 19	Baker 10	23,698
40	1/25	A	L	MIA	98-119	22-18	L1	EJohnson 20	Mourning 15	Seikaly 36	Seikaly 13	15,200
41	1/26	H	L	ORL	120-145	22-19	L2	EJohnson 29	Ellis 7	O'Neal 36	Hard/Kidd 9	23,698
42	1/28	H	L	ATL	105-117	22-20	L3	EJ/Bogues 21	Ellis 10	Wilkins 27	Willis 12	23,698
43	2/2	H	L	IND	112-124	22-21	L4	EJohnson 32	Hawkins 6	Miller 25	Davis/Smits 7	23,698
44	2/4	H	L	MIA	118-124	22-22	L5	EJohnson 26	Wingate 7	Smith 26	Seikaly 11	23,698
45	2/5	A	L	IND	102-111	22-23	L6	EJohnson 28	Gattison 8	Smits 24	Mitch/Smits 8	16,586
46	2/7	A	L	PHI	117-125	22-24	L7	Hawkins 31	Wingate 13	Hornacek 36	Weat/Kidd 15	17,675
47	2/9	H	L	GSW	116-126	22-25	L8	Hawkins 41	Hawkins 9	Sprewell 34	Owens 10	23,698
48	2/16	H	W	HOU	102-97	23-25	W1	Hawkins 25	Hawkins 14	Olajuwon 30	Olajuwon 12	23,698
49	2/18	H	L	MIL	99-106	23-26	L1	Hawkins 18	Conlon 10	Norman 25	Norman 18	23,698
50	2/20	H	L	CLE	101-105*	23-27	L2	Curry 23	Hawk/Gat 7	Phills 23	Nance/Mills 8	23,698
51	2/21	A	L	CHI	93-118	23-28	L3	Conl/Hawk 16	Conlon 8	Pippen 30	Pipp/Grant 12	18,676
52	2/24	H	L	DAL	110-115	23-29	L4	EJohnson 23	EJohnson 10	Mashburn 37	RJones 7	23,698
53	2/27	A	L	ORL	103-114	23-30	L5	Curry 26	Hawkins 8	O'Neal 21	O'Neal 11	15,291
54	3/1	A	L	SEA	96-112	23-31	L6	Hawkins 26	Brickowski 9	Gill 21	Kemp 10	14,813
55	3/2	A	L	LAC	109-118	23-32	L7	Brickowski 26	Conlon13	Wilkins 33	Outlaw 9	10,262
56	3/5	A	L	GSW	112-129	23-33	L8	Curry 21	Hawkins 12	Sprewell 21	Owens 9	15,025
57	3/8	H	W	PHO	97-89	24-33	W1	Curry/Zo 24	Mourning 15	Green 20	Bark/Green 12	23,698
58	3/11	A	W	MIN	97-91	25-33	W2	Bogues/Zo 20	Mourning 14	Person 23	Person 8	18,575
59	3/12	A	L	NUN	92-117	25-34	L1	Zo/EJohnso 17	Mourning 10	Newman 21	Gilliam 9	20,049
60	3/14	H	W	BOS	107-101*	26-34	W1	Mourning 26	Mourning 11	Radja 20	Pinckney 13	23,698
61	3/16	H	W	ATL	92-79	27-34	W2	Mourning 21	Hawk/Brick 7	Ferrell 15	Keefe 7	23,698
62	3/18	H	W	UTA	82-78	28-34	W3	Mourning 20	Mourning 11	Malone 21	Malone 13	23,698
63	3/19	H	L	SEA	115-124	28-35	L1	Bogues 20	Brickowski 11	Payton 32	Schr/Kemp 11	23,698
64	3/22	H	W	PHI	125-91	29-35	W1	Zo/Curry 24	Mourning 9	JMalone 16	Austin 11	23,698
65	3/23	A	L	ATL	92-100	29-36	L1	Mourning 25	Mourning 15	Willis 32	Willis 16	13,134
66	3/25	A	W	DET	106-92	30-36	W1	Three with 18	Zo/Bogues 10	Thomas 19	Anderson 8	21,454
67	3/26	H	W	LAC	121-109	31-36	W2	Mourning 26	LJohnson 9	Wilkins 28	Spencer 9	23,698
68	3/29	A	L	NYK	95-106	31-37	L1	Mourning 28	Mourning 9	Oakley 22	Oakley 17	19,763
69	4/1	A	W	DAL	106-104	32-37	W1	Mourning 25	Mourning 13	Jack/Rooks 19	PJones 11	15,307
70	4/2	A	L	SAS	111-117	32-38	L1	Mourning 27	Mourning 13	Robinson 24	Rodman 20	20,640
71	4/5	A	L	CLE	99-105	32-39	L2	Curry 22	LJohnson 10	Williams 23	Hill 13	20,273
72	4/6	H	W	IND	129-90	33-39	W1	Mourning 23	Mourning 11	Miller 17	Williams 6	23,698
73	4/8	H	W	NUN	99-78	34-39	W2	Mourning 19	LJohnson 10	Coleman 19	Brown 8	23,698
74	4/9	A	W	PHI	127-122*	35-39	W3	LJohnson 20	LJohnson 9	Weath/Malo 24	Weathersp 12	17,515
75	4/11	H	W	MIA	99-97	36-39	W4	Curry 21	Mourning 10	Salley 21	Salley 11	23,698
76	4/14	A	W	ORL	112-108	37-39	W5	LJohnson 31	Mourning 9	O'Neal 37	O'Neal 16	15,291
77	4/15	H	L	CHI	85-88	37-40	L1	Curry 20	LJohnson 8	Pippen 24	Grant 16	23,698
78	4/17	H	W	NYK	107-91	38-40	W1	LJohnson 22	LJohnson 12	Ewing 20	Oak/Ewing 10	23,698
79	4/20	H	W	WAS	117-111	39-40	W2	Mourning 25	Mourning 12	Gugliotta 27	Gugliotta 13	23,698
80	4/21	A	W	BOS	95-89	40-40	W3	Mourning 21	LJohnson 13	Gamble 17	Parish 11	14,890
81	4/23	H	W	DET	108-103	41-40	W4	Mourning 39	Mourning 12	HOU 31	Mills/Wood 10	23,698
82	4/24	A	L	WAS	99-117	41-41	L1	Mourning 18	Mourning 13	Gugliotta 31	Gugliotta 18	18,756

\* overtime

A black and white photograph of Larry Johnson, a basketball player. He is shown from the chest up, looking upwards and to the left with a focused expression. He is holding a basketball with both hands in front of him. He is wearing a basketball jersey with a V-neck and striped trim. The background is dark and out of focus.

**Record: 44-38    East: 29-27    West: 15-11    Division: 12-16    Home: 22-19    Road: 22-19    Overtime: 3-0**

**Head Coach:** Allan Bristow, Virginia Tech '73  
**Assistant Coaches:** Bill Hanzlik, Notre Dame '80; T.R. Dunn, Alabama '77  
**Trainer:** Terry Kofler, Xavier '76

Player	G	GS	MIN	FG	FGA	PCT	3FG	FGA	PCT	FT	FTA	PCT	OFF	DEF	TOT	AST	PF	DQ	STL	TO	BLK	PTS	AVG
Johnson	82	82	3323	728	1385	.526	18	71	.254	336	438	.767	281	583	864	353	187	0	53	227	27	1810	22.1
Mourning	78	78	2644	572	1119	.511	0	3	.000	495	634	.781	263	542	805	76	286	6	27	236	271	1639	21.0
Gill	69	67	2430	463	1032	.449	17	62	.274	224	290	.772	120	220	340	268	191	2	98	174	36	1167	16.9
Curry	80	0	2094	498	1102	.452	95	237	.401	136	157	.866	51	235	286	180	150	1	87	129	23	1227	15.3
Newman	64	27	1471	279	534	.522	12	45	.267	194	240	.808	72	71	143	117	154	1	45	90	19	764	11.9
Bogues	81	80	2833	331	730	.453	6	26	.231	140	168	.833	51	247	298	711	179	0	161	154	5	808	10.0
Reid	17	1	295	42	98	.429	0	1	.000	43	58	.741	20	50	70	24	49	1	11	24	5	127	7.5
Gattison	75	5	1475	203	384	.529	0	3	.000	102	169	.604	108	245	353	68	237	3	48	64	55	508	6.8
Wingate	72	55	1471	180	336	.536	1	6	.167	79	107	.738	49	125	174	183	135	1	66	89	9	440	6.1
Bennett	75	2	857	110	260	.423	26	80	.325	30	41	.732	12	51	63	136	110	0	30	50	0	276	3.7
Gminski	34	0	251	42	83	.506	0	0	-	9	10	.900	34	51	85	7	28	0	1	11	9	93	2.7
Hammonds	19	5	142	19	45	.422	0	0	-	5	8	.625	5	26	31	8	20	0	0	3	4	43	2.3
Lynch	40	8	324	30	59	.508	0	1	.000	26	38	.684	12	23	35	25	44	0	11	24	6	86	2.2
Green (CHA)	24	0	127	14	40	.350	0	2	.000	12	16	.750	14	33	47	5	16	0	1	8	2	40	1.7
Williams	2	0	18	1	3	.333	0	0	-	0	0	-	3	6	9	0	4	0	0	2	2	2	1.0
HORNETS	82		19755	3512	7210	.487	175	537	.326	1831	2374	.771	1095	2508	3603	2161	1790	15	639	1325	473	9030	110.1
OPPONENTS	82		19755	3634	7698	.472	234	753	.311	1548	2080	.744	1350	2403	3753	2277	1923	26	599	1245	438	9050	110.4

ATION • HUSTLE • TAKE IT STRONG TO THE HOOP • CONTEST JUMPSHOTS • NO OPEN LAYUPS • NEVER GIVE UP • COMMITMENT • NON-NEGOTIABLES • ROLL TO THE BASKET • TRUST EACH OTHER • STAY FOCUSED • REBOUND • COMMITMENT • LEADERSHIP • FINISH FAST BREAKS • EXCITEMENT • COMPETITIVE FIRE  
ITIONING • GET BACK ON DEFENSE • BE AGGRESSIVE • STUDY YOUR OPPONENT • NO EMPTY POSSESSIONS • STAY FOCUSED • REBOUND • WORK HARD • NON-NEGOTIABLES • CRASH THE BOARDS • DEFEND THE PAINT • RESPECT THE GAME • BOX OUT • BE ALERT ON DEFENSE • CONTEST JUMPSHOTS • PREPARATION • HUSTLE  
SES • NEVER TAKE A PLAY OFF • DEDICATION • PLAY AS A TEAM • HEART AND INTENSITY • DEFEND THE PAINT • RESPECT THE GAME • NO TURNOVERS • BE ALERT ON DEFENSE • CONTEST JUMPSHOTS • PREPARATION • HUSTLE • ROLL TO THE BASKET • TRUST EA  
BLES • ROLL TO THE BASKET • TRUST EACH OTHER • OVERCOME ADVERSITY • PLAY UNDER CONTROL • HIT THE OPEN MAN • LEADERSHIP • FINISH FAST BREAKS • EXCITEMENT • COMPETITIVE FIRE • FIGHT • FEED THE POST • PLAY UNDER CONTROL • HIT THE OP  
RK HARD • NO EMPTY POSSESSIONS • CRASH THE BOARDS • TAKE THE CHARGE • PLAY WITH PASSION • BOX OUT • DON'T MESS WITH THE GAME • TAKE THE OPEN SHOT • MAKE GOOD PASSES • NEVER TAKE A PLAY OFF • DEDICATION • LEADERSHIP • STAY FOCUSED  
TO THE HOOP • CONTEST JUMPSHOTS • NO OPEN LAYUPS • NEVER GIVE UP • COMMITMENT • NON-NEGOTIABLES • ROLL TO THE BASKET • TRUST EACH OTHER • OVERCOME ADVERSITY • FUNDAMENTALS • WORK HARD • PLAY AS A TEAM • HEART AND INTENSITY • DEFEND THE PAINT • RESPECT THE GAME • NO TURNOVERS  
• GET BACK ON DEFENSE • BE AGGRESSIVE • STUDY YOUR OPPONENT • FUNDAMENTALS • STAY FOCUSED • REBOUND • WORK HARD • NO EMPTY POSSESSIONS • CRASH THE BOARDS • TAKE THE CHARGE • STUDY YOUR OPPONENT • NEVER GIVE UP • HIT THE OPEN MAN • LEADERSHIP • FINISH FAST BREAKS

# TEAM HISTORY

## Game-by-Game

G	Date	H/A	W/L	Opp	Cha/Opp	Record	Streak	Charlotte High Scorer	Charlotte High Rebounder	Opponent High Scorer	Opponent High Rebounder	Attn
1	11/6	H	W	WAS	126-119	1-0	W1	Johnson 29	John/Gatt 13	Chapman 25	Ellison 8	23,698
2	11/8	A	L	CLE	107-127	1-1	L1	Newman 24	Johnson 9	Daugherty 25	Daugherty 12	16,009
3	11/10	A	W	ORL	112-108	2-1	W1	Newman 23	Johnson 13	O'Neal 35	O'Neal 13	15,151
4	11/11	H	L	BOS	99-109	2-2	L1	Newman 24	Johnson 15	McDaniel 25	Pinckney 15	23,698
5	11/13	A	L	IND	109-110	2-3	L2	Gill 19	Johnson 15	Schrempf 23	Davis 11	13,209
6	11/14	H	L	MIA	95-104	2-4	L3	Gill 23	Johnson 7	Seikaly 27	Seikaly 13	23,698
7	11/17	H	W	DAL	134-111	3-4	W1	Johnson 21	Mourning 14	Smith 17	White/Rooks 9	23,698
8	11/20	H	W	GSW	117-110*	4-4	W2	Mourning 34	Mourning 14	Mullin 46	Grayer 8	23,698
9	11/21	A	W	MIA	123-111	5-4	W3	Curry 27	Mourning 10	Rice 32	Seikaly 16	15,008
10	11/24	H	W	PHI	127-119	6-4	W4	Wingate 23	Johnson 11	Hawkins 24	Gilliam 10	23,698
11	11/25	A	W	DET	101-97	7-4	W5	Curry 26	Reid 10	Glass 20	Rodman 20	21,454
12	11/27	A	L	BOS	102-111	7-5	L1	Curry 20	Mourning 12	McDaniel 25	McDaniel 11	14,890
13	11/28	H	L	IND	122-134	7-6	L2	Mourning 30	Johnson 11	Miller 57	Richardson 10	23,698
14	12/1	A	L	PHO	90-109	7-7	L3	Johnson 27	Johnson 11	Ceballos 20	Barkley 14	23,698
15	12/2	A	W	GSW	111-110	8-7	W1	Johnson 36	Johnson 14	Mullin 26	Owens 13	15,025
16	12/4	A	W	SAC	112-111	9-7	W2	Johnson 27	Mourning 7	Richmond 27	Will/Caus 10	17,317
17	12/5	A	L	LAC	109-119	9-8	L1	Johnson 28	Johnson 12	Harper 36	Vaught 11	11,830
18	12/9	H	L	PHO	101-110	9-9	L2	Johnson 29	Johnson 12	Barkley 23	Barkley 12	23,698
19	12/10	A	W	NYK	110-103*	10-9	W1	Johnson 28	Mourning 17	Ewing 28	Smith 12	19,763
20	12/12	H	W	DEN	109-100	11-9	W2	Three with 20	Johnson 12	Williams 21	Mutombo 16	23,698
21	12/15	A	L	CHI	110-125	11-10	L1	Curry 26	Johnson 14	Pippen 26	Pippen 9	18,088
22	12/16	H	L	Utah	91-93	11-11	L2	Johnson 29	Mourning 13	K. Malone 21	K. Malone 13	23,698
23	12/19	A	W	WAS	126-117	12-11	W1	Johnson 26	Johnson 13	Grant 41	Gugliotta 14	15,912
24	12/22	A	W	ATL	130-114	13-11	W2	Johnson 29	Gattison 9	Ferrell 17	Willis 10	10,541
25	12/23	H	W	DET	107-95	14-11	W3	Mourning 27	Mourning 18	Thomas 25	Rodman 27	23,698
26	12/28	A	L	NJN	103-104	14-12	L1	Mour/John 27	Mourning 15	Morris 26	Dudley 12	17,314
27	12/29	H	L	CHI	103-114	14-13	L2	Newman 28	Johnson 9	Jordan 28	Jordan 12	23,698
28	1/2	H	W	NJN	118-117	15-13	W1	Johnson 32	Mourning 10	Petrovic 27	Coleman 9	23,698
29	1/5	H	L	BOS	103-107	15-14	L1	Johnson 27	Mourning 19	Lewis 22	Parish 10	23,698
30	1/8	H	W	LAC	115-101	16-14	W1	Gill 24	Mourning 13	Manning 19	Roberts 10	23,698
31	1/11	A	W	DAL	132-113	17-14	W2	Johnson 24	Mourning 10	Rooks 20	Davis 9	13,285
32	1/14	A	L	HOU	102-114	17-15	L1	Curry 21	Johnson 12	Horry 26	Olajuwon 19	14,723
33	1/16	A	L	SAS	111-124	17-16	L2	Mourning 24	Johnson 14	Robinson 52	Robinson 14	16,057
34	1/19	H	L	ATL	100-102	17-17	L3	Johnson 32	Johnson 12	Wilkins 34	Willis 18	23,698
35	1/20	A	L	NYK	91-114	17-18	L4	Johnson 19	Mourning 12	Ewing 30	Ewing 13	19,763
36	1/22	A	W	CHI	105-97	18-18	W1	Three with 19	Johnson 19	Jordan 28	Grant 13	18,676
37	1/24	H	L	IND	105-112	18-19	L1	Mourning 30	Mourning 13	Miller 22	Schrempf 12	23,698
38	1/27	H	W	SAC	117-107	19-19	W1	Mourning 23	Johnson 15	Simmons 26	Bonner 10	23,698
39	1/29	H	L	LAL	108-123	19-20	L1	Mourning 23	Johnson 8	Scott 27	Divac 8	23,698
40	1/30	A	W	WAS	127-121*	20-20	W1	Curry 33	Johnson 19	Grant 29	Gug/Grant 14	18,756
41	2/1	H	W	SEA	112-100	21-20	W2	Three with 19	Johnson 11	Pierce 23	Kemp 14	23,698
42	2/3	A	W	PHI	129-118	22-20	W3	Mourning 29	Mourning 15	Gilliam 24	Three with 8	15,180
43	2/5	H	W	MIL	118-111	23-20	W4	Johnson 30	Mourning 12	Avent/Day 22	Day 9	23,698
44	2/9	H	L	CLE	103-107	23-21	L1	Johnson 29	Johnson 14	Daugherty 28	Daugherty 17	23,698
45	2/11	H	W	ORL	116-107	24-21	W1	Mourning 27	Mourning 14	O'Neal 29	O'Neal 15	23,698
46	2/12	A	W	MIA	116-107	25-21	W2	Johnson 30	Johnson 11	Rice 21	Long 12	15,008
47	2/14	H	W	DET	117-107	26-21	W3	Gill 27	Mourning 13	Aguirre 23	Mills 11	23,698
48	2/15	A	L	MIL	122-128	26-22	L1	Mourning 29	Mourning 12	Brickowski 20	A.Rob/F.Rob 7	18,633
49	2/17	H	L	NYK	116-124	26-23	L2	Mourning 35	Joh/Mou 9	Ewing 43	Ewing 12	23,698
50	2/23	H	W	NJN	104-95	27-23	W1	Johnson 17	Mourning 15	Coleman 18	Coleman 10	23,698
51	2/25	H	W	SAS	111-104	28-23	W2	Johnson 28	Johnson 15	Daniels 26	Reid 12	23,698
52	2/26	A	L	IND	105-137	28-24	L1	Johnson 19	Johnson 10	Smits 37	Smits 12	14,782
53	2/28	A	L	DEN	110-103	28-25	L2	Mourning 24	Johnson 15	Jackson 28	Mutombo 14	23,698
54	3/1	A	W	Utah	110-107	29-25	W1	Johnson 28	Mourning 22	K.Malone 32	K.Malone 11	19,911
55	3/4	A	L	SEA	112-138	29-26	L1	Johnson 24	Johnson 11	E.Johnson 22	Kemp 14	14,789
56	3/5	A	W	POR	94-92	30-26	W1	Johnson 28	Mourning 17	Robinson 29	Robinson 13	12,888
57	3/7	A	W	LAL	105-101	31-26	W2	Mourning 27	Zo/LJ 11	Worthy 25	Green 13	16,989
58	3/9	H	W	WAS	124-104	32-26	W3	Johnson 23	Johnson 13	Johnson 19	Gugliotta 7	23,698
59	3/11	A	L	CLE	99-118	32-27	L1	Johnson 21	Zo/LJ 11	Daugherty 25	Daugh/Will 9	19,354
60	3/12	A	L	CHI	108-123	32-28	L2	Mourning 25	Mourning 8	Jordan 52	Perdue 10	18,676
61	3/14	A	W	BOS	96-93	33-28	W1	Mourning 25	Johnson 16	Parish 21	Parish 13	14,890
62	3/16	H	L	ATL	107-122	33-29	L1	LJ/Zo 23	Mourning 13	Wilkins 38	Willis 16	23,698
63	3/18	H	W	MIN	113-85	34-29	W1	Mourning 23	Johnson 12	Three with 17	Laettner 13	23,698
64	3/19	A	L	IND	108-112	34-30	L1	Mourning 37	Johnson 10	Miller 28	Davis 9	16,530
65	3/21	A	W	MIN	99-95	35-30	W1	Mourning 24	Mourning 14	Laettner 27	Laettner 18	19,006
66	3/23	H	L	HOU	103-111	35-31	L1	Gill 21	Johnson 15	Olajuwon 31	Thorpe 12	23,698
67	3/24	A	L	NJN	116-118	35-32	L2	Mourning 28	Johnson 8	Coleman 35	Coleman 14	18,733
68	3/26	A	L	DET	107-115	35-33	L3	Mourning 23	Mourning 13	Thomas 40	Rodman 25	21,454
69	3/28	H	L	POR	114-121	35-34	L4	Johnson 27	Johnson 12	Drexler 25	Williams 15	23,698
70	3/30	H	L	MIA	89-116	35-35	L5	Mourning 22	Mourning 15	Seikaly 20	Seikaly 15	23,698
71	4/1	A	W	ORL	102-93	36-35	W1	Mourning 30	Johnson 15	Skiles 23	Kite 10	15,151
72	4/2	H	W	CLE	114-113	37-35	W2	Johnson 26	Johnson 16	Daugherty 30	Daugherty 12	23,698
73	4/7	H	L	ORL	96-109	37-36	L1	Mourning 21	Mourning 8	O'Neal 29	O'Neal 10	23,698
74	4/9	A	W	PHI	122-113	38-36	W1	Mourning 33	LJ/Zo 14	Weatherspoon 27	Lang 11	15,233
75	4/10	H	L	ATL	105-118	38-37	L1	Mourning 26	LJ/Gill 7	Wilkin/Willis 32	Willis/Konc 13	23,698
76	4/12	H	W	PHI	120-101	39-37	W1	Johnson 34	Johnson 14	Dawkins 23	Gilliam 6	23,698
77	4/14	H	L	NYK	107-111	39-38	L1	Mourning 27	Mourning 11	Ewing 13	Ewing 13	23,698
78	4/16	H	W	DET	127-93	40-38	W1	Mourning 36	Mourning 22	Dumars 24	Polynice 10	23,698
79	4/17	A	W	ATL	110-107	41-38	W2	Johnson 23	Mourning 12	Wilkins 41	Willis 14	16,510
80	4/21	H	W	MIL	119-111	42-38	W3	Newman 30	Mourning 18	Brickowski 21	Edwards 6	23,698
81	4/23	H	W	CHI	104-103	43-38	W4	Johnson 31	Johnson 14	Jordan 38	Four with 6	23,698
82	4/24	A	W	MIL	108-106	44-38	W5	Mourning 27	Johnson 10	Day 24	Avent 11	18,633

\* overtime

1991-92 Roster & Stats



1991-92 Final Roster							Record: 31-51	East: 21-35	West: 10-16	Division: 10-18	Home: 22-19	Road: 9-32	Overtime: 2-3
No.	Player	Position	Height	Weight	Birthdate	College	Years Pro						
1	Tyrone Bogues	G	5-3	144	Jan. 9, 1965	Wake Forest '87	5						
30	Dell Curry	F	6-5	205	June 25, 1964	Virginia Tech '86	6						
24	Anthony Frederick	F	6-7	222	Dec. 7, 1964	Pepperdine '86	3						
44	Kenny Gattison	F/C	6-8	256	May 23, 1964	Old Dominion '86	6						
13	Kendall Gill	G	6-5	214	May 25, 1968	Illinois '90	2						
42	Mike Gminski	C	6-11	260	Aug. 3, 1959	Duke '80	12						
12	Tom Hammonds	F	6-9	225	Mar. 27, 1967	Georgia Tech '89	3						
2	Larry Johnson	F	6-7	250	Mar. 14, 1969	UNLV '91	R						
45	Eric Leckner	C	6-11	275	May 27, 1966	Wyoming '88	4						
9	Kevin Lynch	G/F	6-5	200	Dec. 24, 1968	Minnesota '91	R						
22	Johnny Newman	F	6-7	203	Nov. 28, 1963	Richmond '86	6						
21	Elliot Perry	G	6-0	160	Mar. 28, 1969	Memphis St. '91	R						
34	J.R. Reid	F/C	6-9	265	Mar. 31, 1968	North Carolina '90	3						

**Head Coach:** Allan Bristow, Virginia Tech '73  
**Assistant Coaches:** Bill Hanzlik, Notre Dame '80; T.R. Dunn, Alabama '77; Mike Pratt, Kentucky '70  
**Trainer:** Terry Kofler, Xavier '76

1991-92 Final Statistics

Player	G	GS	MIN	FG	FGA	PCT	3FG	FGA	PCT	FT	FTA	PCT	OFF	DEF	TOT	AST	PF	DQ	STL	TO	BLK	PTS	AVG
Gill	79	79	2906	666	1427	.467	6	25	.240	284	381	.745	165	237	402	329	237	1	154	180	46	1622	20.5
Johnson	82	77	3047	616	1258	.490	5	22	.227	339	409	.829	323	576	899	292	225	3	81	160	51	1576	19.2
Curry	77	0	2020	504	1038	.486	74	183	.404	127	152	.836	57	202	259	177	156	1	93	134	20	1209	15.7
Newman	55	55	1651	295	618	.477	13	46	.283	236	308	.766	71	108	179	146	181	4	70	129	14	839	15.3
Gattison	82	71	2223	423	799	.529	0	2	.000	196	285	.688	177	403	580	131	273	4	59	140	69	1042	12.7
Chapman	21	11	545	108	240	.450	8	27	.296	36	53	.679	9	45	54	86	47	0	14	42	8	260	12.4
Reid	51	7	1257	213	435	.490	0	3	.000	134	190	.705	96	221	317	81	159	0	49	84	23	560	11.0
Bogues	82	69	2790	317	671	.472	2	27	.074	94	120	.783	58	177	235	743	156	0	170	156	6	730	8.9
Frederick	66	26	852	161	370	.435	4	17	.235	63	92	.685	75	69	144	71	91	0	40	58	26	389	5.9
Gminski	35	10	499	90	199	.452	1	3	.333	21	28	.750	37	81	118	31	37	0	11	20	16	202	5.8
Lynch	55	3	819	93	223	.417	3	8	.375	35	46	.761	30	55	85	83	107	0	37	44	9	224	4.1
Leckner	59	2	716	79	154	.513	0	1	.000	38	51	.745	49	157	206	31	114	1	9	39	18	196	3.3
Grandison	3	0	25	2	4	.500	0	0	-	6	10	.600	3	8	11	1	4	0	1	3	1	10	3.3
Ansley (CHA)	2	0	13	3	7	.429	0	0	-	0	0	-	0	2	2	0	1	0	0	0	0	6	3.0
Perry (CHA)	40	0	371	43	114	.377	1	5	.200	26	39	.667	12	20	32	64	26	0	25	37	2	113	2.8
Massenburg	3	0	13	0	3	.000	0	0	-	1	2	.500	1	3	4	0	2	0	1	4	0	1	0.3
Grant	13	0	57	0	8	.000	0	0	-	1	2	.500	1	3	4	18	3	0	8	5	0	1	0.1
Hunter	1	0	1	0	0	.000	0	0	.000	0	0	.000	0	0	0	0	0	0	0	0	0	0	0.0
HORNETS	82		19805	3613	7568	0.477	117	369	0.317	1637	2168	0.755	1164	2367	3531	2284	1819	14	822	1273	309	8980	109.5
OPPONENTS	82		19805	3717	7495	0.496	205	632	0.324	1661	2241	0.741	1253	2581	3834	2366	1750	8	621	1392	524	9300	113.4

	Date	H/A	W/L	Opp	Cha/Opp	Record	Streak	Charlotte High Scorer	Charlotte High Rebounder	Opponent High Scorer	Opponent High Rebounder	Attn'd
1	11/1	A	L	BOS	108-111	0-1	L1	Curry 21	Gattison 18	Bird 23	Parish 14	14,890
2	11/2	H	L	NJN	108-116	0-2	L2	Curry 21	Johnson 18	Bowie 27	Bowie 12	23,698
3	11/5	A	L	DET	93-117	0-3	L3	Gatt/Gill 15	Three with 6	Aguirre 22	Rodman 15	21,454
4	11/6	H	W	ATL	114-104	1-3	W1	Gill 30	Johnson 9	Willis 21	Willis 11	23,698
5	11/8	H	L	MTL	125-122*	1-4	L1	Curry 29	Reid 10	Malone 23	Mal/Loh 8	23,698
6	11/9	H	L	NYK	113-118	1-5	L2	Newman 23	Johnson 8	Wilkins 28	Ewing 14	16,362
7	11/12	A	L	ATL	100-118	1-6	L3	Johnson 19	Johnson 14	Wilkins 25	Willis 17	9,131
8	11/13	H	L	CHI	95-117	1-7	L4	Curry 21	Johnson 15	Jordan 35	Grant 10	23,698
9	11/15	A	L	MIA	105-120	1-8	L5	Frederick 20	Johnson 15	Rice 33	Seikaly 13	15,008
10	11/16	H	W	BOS	118-109	2-8	W1	Johnson 27	Johnson 15	Lewis 26	Parish 12	23,698
11	11/19	A	L	MTL	104-127	2-9	L1	Gattison 21	Johnson 14	Malone 23	Brickowski 9	14,182
12	11/20	H	W	CLE	109-108	3-9	W1	Curry 29	Gill 10	Ehlo 21	Ehlo 11	23,698
13	11/22	H	W	IND	112-110	4-9	W2	Johnson 25	Johnson 15	Fleming 28	Schrempf 17	23,698
14	11/26	A	L	DEN	97-103	4-10	L1	Johnson 25	Johnson 16	Williams 22	Mutombo 20	8,721
15	11/27	A	L	Utah	107-113	4-11	L2	Chapman 27	Johnson 12	Malone 31	Malone 15	18,700
16	11/29	A	L	PHO	111-131	4-12	L3	Gill 23	Johnson 10	Majerle 37	Perry 11	14,496
17	11/30	A	L	LAC	112-130	4-13	L4	Gill 24	Johnson 16	Rivers 23	Vaught 10	9,560
18	12/2	H	L	NYK	97-99	4-14	L5	Johnson 20	Johnson 15	Ewing 23	Mason 15	23,698
19	12/4	H	W	LAL	124-106	5-14	W1	Curry 27	Joh/Gat 10	Worthy 28	Green 9	23,698
20	12/6	A	L	CHI	96-114	5-15	L1	Gill 18	Johnson 9	Jordan 19	Jordan 11	18,237
21	12/7	A	W	ORL	109-95	6-15	W1	Newman 30	Johnson 12	Skiles 25	Williams 9	15,151
22	12/11	H	L	DAL	103-106	6-16	L1	Johnson 24	Gattison 18	Harper 35	Donaldson 16	23,698
23	12/13	H	L	MIA	108-112	6-17	L2	Johnson 25	Johnson 11	Seikaly 28	Seikaly 14	23,698
24	12/14	A	W	NJN	109-102	7-17	W1	John/Gill 24	Johnson 15	Coleman 21	Morris 11	8,602
25	12/17	H	L	Utah	102-122	7-18	L1	Gattison 19	Johnson 17	J.Malone 34	Eaton 13	23,698
26	12/18	A	L	DET	97-117	7-19	L2	New/Gill 14	Johnson 9	Laimbeer 26	Rodman 21	21,454
27	12/20	H	L	HOU	95-99	7-20	L3	Johnson 28	Johnson 15	Smith 23	Olajuwon 10	23,698
28	12/21	A	L	CLE	111-120	7-21	L4	Gill 25	Gattison 8	Daugherty 24	Daugherty 9	14,667
29	12/23	A	W	PHI	114-106	8-21	W1	Gill 31	Johnson 13	Barkley 22	Barkley 12	14,596
30	12/27	H	L	NJN	120-136	8-22	L1	Gill 25	Johnson 8	Petrovic 32	Coleman 18	23,698
31	12/28	A	L	WAS	124-129	8-23	L2	Johnson 29	Johnson 13	Grant 25	Stewart 11	12,054
32	1/2	H	L	LAC	109-102*	8-24	L3	Gill 23	Johnson 16	Rivers 23	Smith 8	23,698
33	1/4	H	W	PHO	113-108	9-24	W1	Johnson 23	Johnson 13	Hornacek 19	Lang/West 7	23,698
34	1/9	H	W	SAC	109-96	10-24	W2	Gill 26	Johnson 16	Richmond 23	Simmons 9	23,698
35	1/11	H	L	POR	93-115	10-25	L1	Newman 24	Leckner 12	Ainge 23	Williams 11	23,698
36	1/14	A	W	SEA	117-116*							

A black and white photograph of a young man, identified as Johnny Newman, looking upwards and to the right. He is wearing a basketball jersey with a V-neck and white stripes on the shoulders. The background is dark and out of focus.

**Record: 25-56    East: 17-37    West: 9-19    Division: 8-22    Home: 17-24    Road: 9-32    Overtime: 2-2**

**Head Coach:** Gene Littles, High Point '69  
**Assistant Coaches:** Mike Pratt, Kentucky '70; Tom Nissalke, Florida State '57  
**Trainer:** Terry Kofler, Xavier '76

Player	G	GS	MIN	FG	FGA	PCT	3FG	FGA	PCT	FT	FTA	PCT	OFF	DEF	TOT	AST	PF	DQ	STL	TO	BLK	PTS	AVG
Gilliam	25	25	949	195	380	.513	0	0	-	104	128	.813	86	148	234	27	65	1	34	64	21	494	19.8
Newman	81	81	2477	478	1017	.470	30	84	.357	385	476	.809	94	160	254	188	278	7	100	189	17	1371	16.9
Chapman	70	68	2100	410	922	.445	48	148	.324	234	282	.830	45	146	191	250	167	1	73	131	16	1102	15.7
Gminski (CHA)	50	50	1405	248	524	.473	1	6	.167	75	95	.789	115	266	381	60	58	0	24	54	22	572	11.4
Reid	80	80	2467	360	773	.466	0	2	.000	182	259	.703	154	348	502	89	286	6	87	153	47	902	11.3
Gill	82	36	1944	376	836	.450	2	14	.143	152	182	.835	105	158	263	303	186	0	104	163	39	906	11.0
Curry	76	14	1515	337	715	.471	32	86	.372	96	114	.842	47	152	199	166	125	0	75	80	25	802	10.6
Gattison	72	6	1552	243	457	.532	0	2	.000	164	248	.661	136	243	379	44	211	3	48	102	67	650	9.0
Bogues	81	46	2299	241	524	.460	0	12	.000	86	108	.796	58	158	216	669	160	2	137	120	3	568	7.0
Tripucka	77	1	1289	187	412	.454	15	45	.333	152	167	.910	46	130	176	159	130	0	33	92	13	541	7.0
Leckner (CHA)	40	2	744	92	198	.465	0	0	-	46	84	.548	55	153	208	21	123	3	10	44	11	230	5.8
Sanders	3	0	43	6	14	.429	0	0	-	1	2	.500	3	6	9	1	6	0	1	1	1	13	4.3
Keys	44	0	473	59	145	.407	3	14	.214	19	33	.576	40	60	100	18	93	0	22	35	15	140	3.2
Haffner	7	0	50	8	21	.381	0	2	.000	1	2	.500	2	2	4	9	4	0	3	4	1	17	2.4
Hoppen	19	0	112	18	32	.563	0	1	.000	8	10	.800	14	16	30	3	18	0	2	12	1	44	2.3
Cureton	9	1	159	8	24	.333	0	1	.000	1	3	.333	6	30	36	3	16	0	0	6	3	17	1.9
Scheffler	39	0	227	20	39	.513	0	0	-	19	21	.905	21	24	45	9	20	0	6	4	2	59	1.5
HORNETS	82		19805	3286	7033	.467	131	417	.314	1725	2214	.779	1027	2200	3227	2019	1946	23	759	1290	304	8428	102.8
OPPONENTS	82		19805	3408	6915	.493	158	500	.316	1884	2441	.772	1151	2514	3665	2144	1841	19	675	1406	480	8858	108.1

ATION • HUSTLE • TAKE IT STRONG TO THE HOOP • CONTEST JUMPSHOTS • NO OPEN LAYUPS • NEVER GIVE UP • COMMITMENT • NON-NEGOTIABLES • ROLL TO THE BASKET • TRUST EACH OTHER • STAY FOCUSED • REBOUND • COMMITMENT • LEADERSHIP • FINISH FAST BREAKS • EXCITEMENT • COMPETITIVE FIRE  
ITIONING • GET BACK ON DEFENSE • BE AGGRESSIVE • STUDY YOUR OPPONENT • NO EMPTY POSSESSIONS • STAY FOCUSED • REBOUND • WORK HARD • NON NEGOTIABLES • CRASH THE BOARDS • DEFEND THE PAINT • RESPECT THE GAME • BOX OUT • BE ALERT ON DEFENSE • CONTEST JUMPSHOTS • PREPARATION • HUSTLE  
SES • NEVER TAKE A PLAY OFF • DEDICATION • PLAY AS A TEAM • HEART AND INTENSITY • DEFEND THE PAINT • RESPECT THE GAME • NO TURNOVERS • BE ALERT ON DEFENSE • CONTEST JUMPSHOTS • PREPARATION • HUSTLE • ROLL TO THE BASKET • TRUST EA  
BLES • ROLL TO THE BASKET • TRUST EACH OTHER • OVERCOME ADVERSITY • PLAY UNDER CONTROL • HIT THE OPEN MAN • LEADERSHIP • FINISH FAST BREAKS • EXCITEMENT • COMPETITIVE FIRE • FIGHT • FEED THE POST • PLAY UNDER CONTROL • HIT THE OP  
RK HARD • NO EMPTY POSSESSIONS • CRASH THE BOARDS • TAKE THE CHARGE • PLAY WITH PASSION • BOX OUT • DON'T MESS WITH THE GAME • TAKE THE OPEN SHOT • MAKE GOOD PASSES • NEVER TAKE A PLAY OFF • DEDICATION • LEADERSHIP • STAY FOCUSED  
TO THE HOOP • CONTEST JUMPSHOTS • NO OPEN LAYUPS • NEVER GIVE UP • COMMITMENT • NON-NEGOTIABLES • ROLL TO THE BASKET • TRUST EACH OTHER • OVERCOME ADVERSITY • FUNDAMENTALS • WORK HARD • PLAY AS A TEAM • HEART AND INTENSITY • DEFEND THE PAINT • RESPECT THE GAME • NO TURNOVERS  
• GET BACK ON DEFENSE • BE AGGRESSIVE • STUDY YOUR OPPONENT • FUNDAMENTALS • STAY FOCUSED • REBOUND • WORK HARD • NO EMPTY POSSESSIONS • CRASH THE BOARDS • TAKE THE CHARGE • STUDY YOUR OPPONENT • NEVER GIVE UP • HIT THE OPEN MAN • LEADERSHIP • FINISH FAST BREAKS

# TEAM HISTORY

## Game-by-Game

G	Date	H/A	W/L	Opp	Cha/Opp	Record	Streak	Charlotte High Scorer	Charlotte High Rebounder	Opponent High Scorer	Opponent High Rebounder	Attn
1	11/2	H	L	NYK	130-134*	0-1	L1	Gilliam 23	Gilliam 11	Ewing 38	Oakley 15	24,101
2	11/3	A	W	ORL	104-97	1-1	W1	Gilliam 19	Gilliam 13	Anderson 27	Smith 12	15,077
3	11/6	H	W	NUN	113-105	2-1	W2	Gilliam 27	Gilliam 14	Theus 26	Coleman 14	23,901
4	11/7	A	L	CLE	89-100	2-2	L1	Chapman 17	Gilliam 8	Daug/Nan 21	Williams 11	16,154
5	11/9	A	L	MIN	77-106	2-3	L2	Newman 16	Reid 10	Campbell 26	Corbin 13	19,006
6	11/10	A	L	CHI	86-105	2-4	L3	Bogues 14	Gilliam 11	Jordan 23	Cartwright 7	18,676
7	11/13	H	W	WAS	120-105	3-4	W1	Gilliam 39	Gilliam 12	King 34	Walker 12	23,901
8	11/14	A	L	BOS	126-135	3-5	L1	Chap/Reid 26	Gil/Reid 8	Bird 45	McHale 10	14,890
9	11/16	A	W	ATL	119-109	4-5	W1	Gilliam 24	Gilliam 11	Wilkins 29	Willis 11	11,042
10	11/17	H	W	CLE	112-100	5-5	W2	Newman 24	Gattison 9	Paddio 21	Nan/Daug 12	23,901
11	11/19	A	L	PHI	101-109	5-6	L1	Newman 22	Reid 11	Bark/Hawk 31	Bark/Mah 12	9,728
12	11/20	H	W	ATL	128-121	6-6	W1	Reid 23	Gattison 17	Wilkins 29	Wilkins 20	23,901
13	11/23	H	L	MIA	100-116	6-7	L1	New/Reid 20	Gattison 12	Edwards 34	Seikaly 11	23,901
14	11/24	A	W	MIA	125-112	7-7	W1	Newman 30	Three with 5	Wagner 15	Seikaly 6	23,901
15	11/28	H	W	MIL	118-111*	8-7	W2	Cha/Reid 21	Gilliam 11	Pierce 28	Sikma 7	23,901
16	12/1	A	L	NYK	96-113	8-8	L1	Chapman 20	Three with 5	Ewing 50	Oak/Ewing 15	16,589
17	12/6	A	L	HOU	110-116	8-9	L2	Gilliam 31	Gilliam 21	Olajuwon 39	Olajuwon 20	13,001
18	12/8	H	L	DEN	119-126	8-10	L3	Chapman 36	Gattison 12	Lane 21	Lane 21	23,901
19	12/10	A	L	NUN	115-121	8-11	L4	Chapman 24	Reid 8	Theus 26	Haley 18	6,012
20	12/12	H	L	SAS	81-92	8-12	L5	Gilliam 16	Reid 13	Robinson 24	Robinson 17	23,901
21	12/15	H	L	HOU	97-100	8-12	L6	Chapman 28	Reid/Gat 9	Olajuwon 24	Thorpe 14	23,901
22	12/18	H	L	UTA	100-105	8-14	L7	Gilliam 23	Reid 11	Malone 30	Malone 17	23,901
23	12/20	H	L	BOS	96-115	8-15	L8	Gilliam 26	Gilliam 8	Lewis 24	McHale 15	23,901
24	12/21	A	L	IND	114-137	8-16	L9	Newman 21	Reid 8	Person 34	Thompson 8	10,175
25	12/26	A	L	DET	94-102	8-17	L10	Gilliam 27	Gilliam 7	Dumars 19	Rod/Sal 10	21,454
26	12/27	H	L	POR	96-105	8-18	L11	Newman 27	Gilliam 11	Drexler 25	Williams 17	23,901
27	12/29	H	W	ORL	109-100	9-18	W1	Gattison 19	Gilliam 14	Catledge 24	Catledge 6	23,901
28	1/2	H	L	MIL	91-106	9-19	L1	Newman 19	Gilliam 7	Sikma 22	Sikma 12	23,901
29	1/3	A	L	WAS	108-118	9-20	L2	Chapman 22	Reid 20	King 46	Ellison 12	6,911
30	1/5	H	W	LAC	111-103	10-20	W1	Reid 25	Reid/Bog 7	Smith 25	Benjamin 15	23,901
31	1/8	H	L	DET	96-101	10-21	L1	Gminski 20	Reid 14	Thomas 27	Rodman 12	23,901
32	1/10	H	W	SAC	101-59	11-21	W1	Newman 29	Gminski 10	Carr 21	Carr 11	23,901
33	1/12	H	L	CHI	95-106	11-22	L1	Newman 20	Gminski 6	Jordan 33	Gra/Cart 11	23,901
34	1/15	A	L	LAL	103-128	11-23	L2	Newman 23	Gminski 10	Teagle 27	Divac 12	16,858
35	1/16	A	L	DEN	104-111	11-24	L3	Chapman 23	Chapman 11	Davis 13	Rasmussen 14	11,275
36	1/18	A	W	SAS	117-110	12-24	W1	Chapman 35	Gminski 8	Robinson 26	Robinson 16	15,908
37	1/19	A	L	DAL	95-110	12-25	L1	Newman 40	Gminski 12	English 23	Donaldson 14	16,425
38	1/22	H	L	NUN	90-92	12-26	L2	Newman 27	Reid 15	Coleman 27	Dudley 16	23,901
39	1/24	H	L	LAL	93-113	12-27	L3	Tripucka 23	Trip/Gmin 7	Worthy 24	Divac 9	23,901
40	1/26	H	W	PHI	79-75	13-27	W1	Newman 24	Reid/Gmin 10	Anderson 18	Gilliam 9	23,901
41	1/29	A	L	CLE	106-125	13-28	L1	Newman 31	Cureton 9	Daugherty 26	Nance 12	11,978
42	1/30	A	L	IND	105-123	13-29	L2	Curr/Gill 26	Gminski 11	Miller 22	Dreiling 11	11,002
43	2/1	H	W	BOS	92-91	14-29	W1	Gminski 18	Reid 11	Gamble 25	Parish 14	23,901
44	2/3	A	L	MIL	111-120	14-30	L1	Curry 24	Curry 7	Humphries 27	Schayes 11	17,112
45	2/4	H	L	SEA	93-100	14-31	L2	Gminski 14	Gminski 9	Johnson 34	Cage 18	23,901
46	2/6	A	L	BOS	117-133	14-32	L3	Curry 24	Leckner 10	McHale 26	Parish 14	14,890
47	2/7	A	L	ATL	114-127	14-33	L4	Chapman 25	Gmin/Gat 8	Malone 25	Koncak 11	10,671
48	2/12	H	W	DAL	100-92	15-33	W1	Newman 21	Gminski 14	Blackman 22	McCray 12	23,901
49	2/15	H	L	MIL	103-106*	15-34	L1	Newman 20	Gattison 7	Robertson 24	Schayes 12	23,901
50	2/16	A	L	MIA	82-94	15-35	L2	Curry 16	Leckner 12	Seik/Doug 22	Long 12	15,008
51	2/19	H	L	IND	102-115	15-36	L3	Gminski 19	Reid 10	Person 30	Person 7	23,901
52	2/22	H	W	DET	122-114	16-36	W1	Newman 27	Gminski 7	Dumars 35	Rodman 18	23,901
53	2/23	A	L	CHI	108-129	16-37	L1	Gill 20	Leckner 11	Pippen 43	Grant 17	18,676
54	2/25	A	L	PHO	108-128	16-38	L2	Gill 28	Reid/Gatt 5	Chambers 30	West 9	14,487
55	2/27	A	W	SAC	96-90	17-38	W1	New/Reid 18	Gminski 13	Simmons 30	Simmons 12	17,014
56	3/1	A	L	SEA	105-122	17-39	L1	Curry 24	Gminski 7	Pierce 25	Benjamin 13	13,230
57	3/2	A	L	GSW	108-121	17-40	L2	Chapman 22	Curry/Gill 6	Mullin 35	Lister 14	15,025
58	3/4	H	L	PHO	93-126	17-41	L3	Gill 14	Reid 7	Majerle 21	Ceba/McDan 7	23,901
59	3/5	A	L	IND	101-112	17-42	L4	Reid 21	Gatt/Reid 6	Miller 22	Schrempf 12	8,368
60	3/9	A	W	MIL	107-98	18-42	W1	Newman 27	Leckner 11	Humphries 27	Schayes 11	18,633
61	3/12	H	L	WAS	100-103	18-43	L1	Newman 22	Reid/Gill 6	Ellison 28	Ellison 9	23,901
62	3/13	A	L	DET	83-94	18-44	L2	Reid/Gmin 14	Gminski 9	Dumars 26	Rodman 17	21,454
63	3/15	H	L	CHI	92-105	18-45	L3	Newman 15	Leckner 8	Jordan 34	Perdue 12	23,901
64	3/17	A	W	NUN	121-108	19-45	W1	Gill/Trip 20	Three with 7	Bowie 21	Coleman 13	9,015
65	3/19	H	L	NYK	79-97	19-46	L1	Chapman 22	Chapman 6	Ewing 41	Ewing 8	23,901
66	3/21	A	L	UTA	94-100	19-47	L2	Newman 21	Reid 12	K.Malone 31	K.Malone 15	12,616
67	3/22	A	L	LAC	100-106	19-48	L3	Chapman 24	Gminski 10	Harper 26	Polynice 12	13,752
68	3/24	A	L	POR	102-117	19-49	L4	Chapman 15	Gminski 13	Drexler 27	Will/Por 7	12,884
69	3/26	H	W	GSW	97-94	20-49	W1	Chapman 17	Gattison 12	Mullin 23	Lister 7	23,901
70	3/28	H	W	PHI	94-90	21-49	W2	Newman 18	Gattison 11	Hawkins 26	Mahom 13	23,901
71	3/29	A	L	PHI	107-124	21-50	L1	Newman 23	Leckner 8	Hawkins 37	Barkley 13	17,112
72	3/31	A	W	WAS	102-92	22-50	W1	Gill 24	Gminski 8	Ellison 22	Ellison 13	6,711
73	4/2	H	L	DET	78-83	22-51	L1	Chapman 16	Gminski 16	Dumars 24	Rodman 12	23,901
74	4/4	H	W	ATL	98-91	23-51	W1	Newman 20	Leckner 10	Wilkins 26	Koncak 12	23,901
75	4/5	A	L	CLE	101-104	23-52	L1	Reid 26	Reid 11	Ehlo 22	Nance 10	12,685
76	4/7	H	L	CLE	100-102	23-53	L2	Gattison 19	Gminski 9	Nance 32	Daugherty 12	23,901
77	4/9	H	L	IND	120-122	23-54	L3	Chapman 20	Reid 12	Schrempf 23	Will/Smits 7	23,901
78	4/12	H	W	MIN	111-110**	24-54	W1	Newman 25	Gminski 14	Campbell 34	Mitchell 10	23,901
79	4/16	H	W	MIA	92-87	25-54	W2	Curry 19	Gminski 12	Douglas 23	Seikaly 15	23,901
80	4/17	A	W	ATL	123-111	26-54	W3	Curry 20	Gattison 8	Wilkins 20	Willis 16	12,783
81	4/19	H	L	CHI	99-115	26-55	L1	Curry 17	Gattison 8	Jordan 41	Grant 11	23,901
82	4/20	A	L	NYK	102-108	26-56	L2	Newman 21	Leckner 12	Ewing 26	Oakley 24	15,476

\*overtime

Rex Chapman

**Record: 19-63    West: 13-43    East: 6-20    Division: 7-21    Home: 13-28    Road: 6-35    Overtime: 2-1**

**Head Coach:** Gene Littles, High Point '69  
**Assistant Coaches:** Mike Pratt, Kentucky '70  
**Trainer:** Terry Kofler, Xavier '76

Player	G	GS	MIN	FG	FGA	PCT	3FG	FGA	PCT	FT	FTA	PCT	OFF	DEF	TOT	AST	PF	DQ	STL	TO	BLK	PTS	AVG
Gilliam (CHA)	60	59	2159	432	819	.527	0	2	.000	264	363	.727	185	344	529	91	184	4	63	166	46	1128	18.8
Chapman	54	52	1762	377	924	.408	47	142	.331	144	192	.750	52	127	179	132	113	0	46	100	6	945	17.5
Curry	67	13	1860	461	990	.466	52	147	.354	96	104	.923	31	137	168	159	148	0	98	100	26	1070	16.0
Trippucka	79	73	2404	442	1029	.430	38	104	.365	310	351	.883	82	240	322	224	220	1	75	176	16	1232	15.6
J.R. Reid	82	82	2757	358	814	.440	0	5	.000	192	289	.664	199	492	691	101	292	7	92	172	54	908	11.1
Keys (CHA)	32	5	723	142	319	.445	12	33	.364	40	58	.690	48	68	116	49	107	1	30	37	6	336	10.5
Bogues	81	65	2743	326	664	.491	5	26	.192	106	134	.791	48	159	207	867	168	1	166	146	3	763	9.4
Rambis	16	16	448	58	116	.500	0	1	.000	30	55	.545	48	72	120	28	45	0	32	29	10	146	9.1
Williams (CHA)	22	1	303	58	109	.532	0	3	.000	35	44	.795	11	20	31	77	39	0	22	28	1	151	6.9
R. Reid (CHA)	60	27	1117	162	414	.391	9	29	.310	50	78	.641	33	110	143	82	136	0	36	44	14	383	6.4
Gattison	63	2	941	148	269	.550	1	1	1.00	75	110	.682	75	122	197	39	150	1	35	67	31	372	5.9
Rowson	44	2	559	78	179	.436	1	2	.500	68	83	.819	44	87	131	22	58	0	18	25	11	225	5.1
Anderson	54	2	604	88	211	.417	37	100	.370	18	23	.783	33	94	127	55	64	0	20	26	9	231	4.3
Hoppen	10	2	135	16	41	.390	0	0	-	8	10	.800	19	17	36	6	26	0	2	8	1	40	4.0
Sichting	34	8	469	50	119	.420	3	12	.250	15	18	.833	3	16	19	92	39	0	16	22	2	118	3.5
Lewis (CHA)	3	0	20	4	6	.667	0	0	-	2	2	1.00	4	2	6	0	2	0	1	1	0	10	3.3
Turner (CHA)	8	0	84	9	25	.360	0	1	.000	4	4	1.00	1	2	3	20	5	0	7	8	0	22	2.8
Gray	39	1	466	38	82	.463	0	2	.000	25	39	.641	38	93	131	17	64	0	12	19	24	101	2.6
Dozier	9	0	92	9	27	.333	0	1	.000	4	8	.500	7	8	15	3	10	0	6	7	2	22	2.4
Holton	16	0	109	14	26	.538	0	0	-	1	2	.500	1	1	2	16	19	0	1	13	0	29	1.8
HORNETS	82		19755	3270	7183	.455	205	611	.336	1487	1967	.756	962	2211	3173	2080	1889	15	778	1226	262	8232	100.4
OPPONENTS	82		19755	3438	6922	.497	132	421	.314	1865	2380	.784	1063	2723	3786	2066	1754	11	638	1376	384	8873	

ATION • HUSTLE • TAKE IT STRONG TO THE HOOP • CONTEST JUMPSHOTS • NO OPEN LAYUPS • NEVER GIVE UP • COMMITMENT • NON-NEGOTIABLES • ROLL TO THE BASKET • TRUST EACH OTHER • STAY FOCUSED • REBOUND • COMMITMENT • LEADERSHIP • FINISH FAST BREAKS • EXCITEMENT • COMPETITIVE FIRE  
ITIONING • GET BACK ON DEFENSE • BE AGGRESSIVE • STUDY YOUR OPPONENT • NO EMPTY POSSESSIONS • STAY FOCUSED • REBOUND • WORK HARD • NON NEGOTIABLES • CRASH THE BOARDS • DEFEND THE PAINT • RESPECT THE GAME • BOX OUT • BE ALERT ON DEFENSE • CONTEST JUMPSHOTS • PREPARATION • HUSTLE  
SES • NEVER TAKE A PLAY OFF • DEDICATION • PLAY AS A TEAM • HEART AND INTENSITY • DEFEND THE PAINT • RESPECT THE GAME • NO TURNOVERS • BE ALERT ON DEFENSE • CONTEST JUMPSHOTS • PREPARATION • HUSTLE • ROLL TO THE BASKET • TRUST EA  
BLES • ROLL TO THE BASKET • TRUST EACH OTHER • OVERCOME ADVERSITY • PLAY UNDER CONTROL • HIT THE OPEN MAN • LEADERSHIP • FINISH FAST BREAKS • EXCITEMENT • COMPETITIVE FIRE • FIGHT • FEED THE POST • PLAY UNDER CONTROL • HIT THE OP  
RK HARD • NO EMPTY POSSESSIONS • CRASH THE BOARDS • TAKE THE CHARGE • PLAY WITH PASSION • BOX OUT • DON'T MESS WITH THE GAME • TAKE THE OPEN SHOT • MAKE GOOD PASSES • NEVER TAKE A PLAY OFF • DEDICATION • LEADERSHIP • STAY FOCUSED  
TO THE HOOP • CONTEST JUMPSHOTS • NO OPEN LAYUPS • NEVER GIVE UP • COMMITMENT • NON-NEGOTIABLES • ROLL TO THE BASKET • TRUST EACH OTHER • OVERCOME ADVERSITY • FUNDAMENTALS • WORK HARD • PLAY AS A TEAM • HEART AND INTENSITY • DEFEND THE PAINT • RESPECT THE GAME • NO TURNOVERS  
• GET BACK ON DEFENSE • BE AGGRESSIVE • STUDY YOUR OPPONENT • FUNDAMENTALS • STAY FOCUSED • REBOUND • WORK HARD • NO EMPTY POSSESSIONS • CRASH THE BOARDS • TAKE THE CHARGE • STUDY YOUR OPPONENT • NEVER GIVE UP • HIT THE OPEN MAN • LEADERSHIP • FINISH FAST BREAKS

# TEAM HISTORY

## Game-by-Game

								Charlotte	Charlotte	Opponent	Opponent	
	Date	H/A	W/L	Opp	Cha/Opp	Record	Streak	High Scorer	High Rebounder	High Scorer	High Rebounder	Attn
1	11/3	H	L	WAS	96-116	0-1	L1	Curry 20	Reid 7	Malone 28	Williams 11	23,901
2	11/7	A	L	SEA	88-128	0-2	L2	Chapman 19	Rambis 7	McDaniel/Ellis 23	Cage 14	9,521
3	11/8	A	L	UTA	86-102	0-3	L3	Tripucka 24	Rambis 12	Malone 26	Eaton/ Malone 8	12,616
4	11/10	A	L	LAL	100-106	0-4	L4	Chapman 27	R.Reid 20	Scott 33	Divac 9	17,505
5	11/11	A	L	GSW	104-115	0-5	L5	Chapman 23	Three with 5	Mullin 34	Higgins/ Richmond 9	15,025
6	11/14	H	W	ORL	130-116	1-5	W1	Reid 25	Reid 20	Reynolds 22	Anderson 8	23,901
7	11/15	A	L	PHI	96-109	1-6	L1	Chapman/Tripucka 22	Tripucka 10	Barkley 29	Barkley 29	10,004
8	11/17	H	W	GSW	99-98	2-6	W1	Rambis 21	R.Reid 9	Mullin 27	Higgins 8	23,901
9	11/21	H	L	MIA	87-98	2-7	L1	Chapman 28	R.Reid 13	Thompson 23	Seikaly 19	23,901
10	11/24	H	L	HOU	81-85	2-8	L2	Curry 16	Gray/ Row 6	Olajuwon 25	Olajuwon 13	23,901
11	11/25	H	W	MIN	81-73	3-8	W1	Chapman 21	Reid 18	Campbell 24	Lohaus 11	23,901
12	11/27	A	L	NYK	108-119	3-9	L1	Chapman 38	Hoppen 6	Newman/ Ewing 23	Oakley 15	14,598
13	11/29	A	L	DAL	83-102	3-10	L2	Tripucka 19	Rambis 10	Blackman 22	Williams 13	15,780
14	11/30	A	L	HOU	101-113	3-11	L3	Tripucka 22	Reid 7	Wiggins 24	Thorpe 13	15,043
15	12/2	A	L	SAS	110-118	3-12	L4	Chapman 25	Reid/ Chapman 6	Robinson 32	Robinson 18	13,371
16	12/5	H	L	BOS	101-114	3-13	L5	Three with 20	Reid 13	McHale 20	Bird 13	23,901
17	12/7	H	L	POR	86-96	3-14	L6	Chapman 24	Reid 14	Drexler 25	Williams 17	23,901
18	12/9	H	L	DEN	93-106	3-15	L7	Tripucka 23	Rambis 13	English 25	Lane/ Ras 9	23,901
19	12/12	H	L	LAL	89-103	3-16	L8	Curry 23	Rambis 15	Johnson/ Worthy 27	Divac 13	23,901
20	12/14	A	L	WAS	101-105	3-17	L9	Chapman 23	Reid 13	Eackles 21	Walker/ Alarie 11	5,833
21	12/16	A	L	CHI	104-115	3-18	L10	Chapman 23	Chap/ Gilliam 8	Jordan 33	Grant 12	17,930
22	12/19	H	W	DAL	102-97	4-18	W1	Chapman 27	Gilliam 12	Perkins 24	H. Will/ Per 11	23,901
23	12/22	H	L	UTA	100-114	4-19	L1	Chapman 28	Gilliam 8	Malone 52	Malone 17	23,901
24	12/26	H	L	SAS	82-107	4-20	L2	Curry 17	Gray 10	Cummings 32	Robinson 14	23,901
25	12/28	H	W	CLE	94-92	5-20	W1	Tripucka 25	Gilliam 12	Nance 27	Nance 12	23,901
26	12/30	H	W	HOU	111-92	6-20	W2	Gilliam 24	Gilliam 15	Thorpe 24	Olajuwon 15	23,901
27	1/4	A	L	MIN	98-100	6-21	L1	Gilliam 26	J.R. Reid 14	Campbell 25	Murphy 13	23,415
28	1/6	H	W	IND	117-111	7-21	W1	Gilliam 28	Gilliam 12	Schrempf 23	Thompson 18	23,901
29	1/8	A	L	MIL	113-126	7-22	L1	Gilliam 25	J.R. Reid 18	Anderson 28	Anderson 12	14,178
30	1/9	H	L	LAC	98-108	7-23	L2	Curry 23	J.R. Reid 10	Harper 25	Smith 15	23,901
31	1/11	A	L	NJN	101-109	7-24	L3	Tripucka 22	Gilliam 9	Short 29	Bowie 13	7,941
32	1/12	H	L	CHI	95-107	7-25	L4	Gilliam 26	J.R. Reid 12	Jordan 45	Pippen/ Cart 8	23,901
33	1/15	A	L	PHO	108-118*	7-26	L5	Curry 30	Gilliam 16	Chambers 40	Ramb/ West 12	13,643
34	1/16	A	L	LAC	98-106	7-27	L6	Tripucka 30	J.R. Reid 10	Harper 33	Benjamin 20	10,120
35	1/18	A	W	DEN	110-108	8-27	W1	Tripucka 28	Gilliam 10	English 28	Lane 13	7,965
36	1/19	A	L	UTA	93-116	8-28	L1	Curry 23	Gray 11	Malone 32	Malone 12	12,616
37	1/21	A	L	POR	100-115	8-29	L2	J.R. Reid 18	J.R. Reid 12	Kersey 26	Kersey 13	12,884
38	1/23	H	L	ATL	101-106	8-30	L3	Gilliam 29	J.R. Reid 14	Malone 29	Malone 16	23,901
39	1/25	H	L	PHO	97-124	8-31	L4	Tripucka 21	J.R. Reid 13	Johnson 25	West 10	23,901
40	1/27	H	L	SAC	85-92	8-32	L5	Curry 21	J.R. Reid 15	Tisdale 28	Kite 12	23,901
41	1/31	A	L	SAS	95-129	8-33	L6	Gilliam 19	Gilliam 9	Cummings 52	Robinson 15	13,276
42	2/2	H	L	SAS	107-118	8-34	L7	Curry 22	Gilliam 15	Cummings 29	Robinson 15	23,901
43	2/5	H	L	SEA	100-101	8-35	L8	Gilliam 22	J.R. Reid 9	McDaniel 22	Cage 10	23,901
44	2/7	A	L	BOS	125-146	8-36	L9	Gilliam 26	Gilliam 7	McHale 31	Kleine 9	14,890
45	2/8	H	L	UTA	74-94	8-37	L10	Curry 18	Gilliam/ Reid 9	Bailey 22	Malone 14	23,901
46	2/13	A	L	IND	105-128	8-38	L11	Chapman 20	Gilliam 7	Per/ Mill 23	Thompson 11	9,536
47	2/14	A	L	MIN	86-95	8-39	L12	Curry 19	Gilliam 11	Campbell 33	Mitchell 11	17,391
48	2/16	H	W	DEN	113-107	9-39	W1	R. Re/ Gil 19	J.R. Reid 8	Lever 26	Lever 10	23,901
49	2/18	H	L	SEA	70-85	9-40	L1	Gilliam 22	Gilliam 8	McDaniel 20	Cage 11	23,901
50	2/20	H	L	POR	94-104	9-41	L2	Chapman 24	Tripucka 8	Pet/ Por 22	Williams 17	23,901
51	2/23	H	L	MIL	100-104	9-42	L3	Gilliam 23	Gilliam 12	Sikma 11	Sikma 11	23,901
52	2/25	A	L	CLE	82-106	9-43	L4	Gilliam 28	Gilliam 14	Nance 24	Williams11	16,178
53	2/27	A	L	ORL	109-115	9-44	L5	J.R. Reid 23	Gilliam 13	Theus 31	Green 12	15,077
54	3/1	H	W	LAC	118-109*	10-44	W1	Chap/ Gilliam 21	Gilliam 11	Smith 29	Benjamin 16	23,901
55	3/3	H	L	SAC	103-104	10-45	L1	Bogues 22	J.R. Reid 14	Tisdale 25	Carr 9	23,901
56	3/5	A	L	GSW	117-138	10-46	L2	Cha/ Keys 17	Gilliam 9	Richmond 30	Tolbert 6	15,025
57	3/6	A	L	DEN	96-122	10-47	L3	Chapman 22	Chapman 9	Schayes 23	Schayes 12	7,712
58	3/8	A	L	SAC	102-111	10-48	L4	Chapman 38	J.R. Reid 8	Tisdale 33	Carr 7	17,014
59	3/11	H	L	DET	88-98	10-49	L5	Curry 21	J.R. Reid 10	Edw/ Dumars 21	Laimbeer 11	23,901
60	3/12	H	L	LAL	102-107	10-50	L6	Tripucka 31	Tripucka 10	Worthy 26	Johnson 9	23,901
61	3/14	A	L	SEA	100-103	10-51	L7	Tripucka 27	J.R. Reid 9	Farmer 26	Cage 14	8,115
62	3/16	A	L	POR	109-114	10-52	L8	Bogues 20	J.R. Reid 7	Duckworth 24	Will/ Duck 9	12,884
63	3/18	A	W	LAC	108-97	11-52	W1	Tripucka 30	Gilliam 11	Smith 24	Mann/ Smith 8	10,890
64	3/20	A	L	LAL	97-109	11-53	L1	Gilliam 25	J.R. Reid 9	Scott 21	Green/ Wool 8	17,505
65	3/21	A	W	PHO	115-114*	12-53	W1	Curry 28	J.R. Reid 11	Chambers 36	Rambis/ West 13	14,487
66	3/23	H	W	NYK	106-93	13-53	W2	Gilliam 26	Gilliam 12	Ewing 32	Ewing 14	23,901
67	3/24	A	L	ATL	109-122	13-54	L1	Gilliam 24	Gilliam 8	Wilkins 38	Malone 12	16,371
68	3/26	H	W	NJN	97-83	14-54	W1	Gilliam 28	Gilliam 11	Short 23	Bowie 10	23,901
69	3/28	A	L	DET	97-106	14-55	L1	Bog/ Curr 15	Keys 6	Edwards 22	Rodman/ Laim 8	21,454
70	3/29	H	L	PHO	92-105	14-56	L2	Gilliam 21	J.R. Reid 11	Chambers 29	West 11	23,901
71	3/31	A	W	SAC	115-103	15-56	W1	Gilliam 27	J.R. Reid 12	Tisdale 25	McCray 10	17,014
72	4/3	A	L	UTA	104-127	15-57	L1	Trip/ Curry 18	Gilliam 8	Malone 36	Malone 13	12,616
73	4/4	A	W	DEN	116-112	16-57	W1	Tripucka 23	Gilliam 8	English 29	Lever 13	10,867
74	4/6	H	W	MIN	108-93	17-57	W2	Tripucka 21	Gilliam 14	Corbin/ Camp 22	Mitchell 15	23,901
75	4/8	H	W	GSW	110-109	18-57	W3	Gilliam 19	Gilliam 14	Teagle 23	Tea/ Pet 11	23,901
76	4/10	H	L	HOU	112-115	18-58	L1	Curry 21	J.R. Reid 14	Olajuwon 27	Olajuwon 19	23,901
77	4/12	A	L	HOU	110-117	18-59	L2	Gilliam 30	J.R. Reid 9	Olajuwon 34	Olajuwon 19	16,198
78	4/14	H	L	PHI	102-109	18-60	L3	Tripucka 21	Gilliam 9	Barkley 32	Mahorn 11	23,901
79	4/16	H	L	SAS	101-110	18-61	L4	Tripucka 24	Gattison 11	Anderson 28	Robinson 12	23,901
80	4/18	A	W	MIA	98-91	19-61	W1	Tripucka 26	Gil/ Reid 9	Rice 23	Thompson 11	15,008
81	4/19	H	L	DAL	102-111	19-62	L1	Gilliam 20	Anderson 10	Blackman 21	Tarpley 10	23,901
82	4/22	A	L	DAL	107-118	19-63	L2	Tripucka 24	J.R. Reid 11	Perkins 17	Wennington 8	17,007

\* overtime

## A black and white photograph of a basketball player in a Charlotte Hornets jersey, holding a basketball with both hands. The player is looking intently at the ball. The jersey has "CHARLOTTE" visible on the front. The background is a blurred crowd in a stadium.

No.	Player	Position	Height	Weight	Birthdate	College	Years Pro
1	Tyrone Bogue	G	5-3	140	Jan. 9, 1965	Wake Forest '87	2
3	Rex Chapman	G	6-4	185	Oct. 5, 1967	Kentucky '88	R
25	Earl Cureton	F	6-9	215	Sept. 3, 1957	Detroit '79	9
30	Dell Curry	G	6-5	195	June 25, 1964	Virginia Tech '86	3
6	Michael Holton	G	6-4	185	Aug. 4, 1961	UCLA '83	5
42	Dave Hoppen	C	6-11	235	Mar. 13, 1964	Nebraska '86	2
41	Tim Kempton	C	6-10	245	Jan. 25, 1964	Notre Dame '86	2
32	Greg Kite	C	6-11	250	Aug. 5, 1961	Brigham Young '83	6
35	Sidney Lowe	G	6-0	195	Jan. 21, 1960	N.C. State '83	4
31	Kurt Rambis	F	6-8	213	Feb. 25, 1958	Santa Clara '80	8
50	Robert Reid	G/F	6-8	205	Aug. 30, 1955	St. Mary's '77	11
45	Brian Rowsom	F	6-10	230	Oct. 23, 1965	UNC-Wilmington '87	2
7	Kelly Tripucka	F	6-6	225	Feb. 16, 1959	Notre Dame '81	8

**Head Coach:** Dick Harter, Pennsylvania '53  
**Assistant Coaches:** Ed Badger, Iowa '53; Gene Littles, High Point '69  
**Trainer:** Terry Kofler, Xavier '76

Player	G	GS	MIN	FG	FGA	PCT	3FG	FGA	PCT	FT	FTA	PCT	OFF	DEF	TOT	AST	PF	DQ	STL	TO	BLK	PTS	AVG
Tripucka	71	65	2302	568	1215	.467	30	84	.357	440	508	.866	79	188	267	224	196	0	88	236	16	1606	22.6
Chapman	75	44	2219	526	1271	.414	60	191	.314	155	195	.795	74	113	187	176	167	1	70	113	25	1267	16.9
Reid	82	54	2152	519	1214	.428	17	52	.327	152	196	.776	82	220	302	153	235	2	53	106	20	1207	14.7
Curry	48	0	813	256	521	.491	19	55	.345	40	46	.870	26	78	104	50	68	0	42	44	4	571	11.9
Rambis	75	75	2233	325	627	.518	0	3	.000	182	248	.734	269	434	703	159	208	4	100	148	57	832	11.1
Holton	67	60	1696	215	504	.427	3	14	.214	120	143	.839	30	75	105	424	165	0	66	119	12	553	8.3
Rowsum	34	0	517	80	162	.494	1	1	1.00	65	81	.802	56	81	137	24	69	1	10	18	12	226	6.6
Cureton	82	41	2047	233	465	.501	0	1	.000	66	123	.537	188	300	488	130	230	3	50	114	61	532	6.5
Hoppen	77	36	1419	199	353	.564	1	2	.500	101	139	.727	123	261	384	57	239	4	25	77	21	500	6.5
Kempton	79	0	1341	171	335	.510	0	1	.000	142	207	.686	91	213	304	102	215	3	41	121	14	484	6.1
Bogues	79	21	1755	178	418	.426	1	13	.077	66	88	.750	53	112	165	620	141	1	111	124	7	423	5.4
Green	33	2	370	57	132	.432	1	5	.200	13	14	.929	4	19	23	82	16	0	18	28	0	128	3.9
Lewis	42	0	336	58	121	.479	1	3	.333	19	39	.487	35	26	61	15	28	0	11	24	3	136	3.2
Kite [CHA]	12	12	213	16	30	.533	0	0	-	6	10	.600	15	38	53	7	43	1	4	12	8	38	3.2
Tolbert	14	0	117	17	37	.459	0	3	.000	6	12	.500	7	14	21	7	20	0	2	2	4	40	2.9
Lowe	14	0	250	8	25	.320	0	2	.000	7	11	.636	6	28	34	93	28	0	14	9	0	23	1.6
HORNETS	82		19780	3426	7430	.461	134	430	.312	1580	2060	.767	1138	2200	3338	2323	2068	20	705	1318	264	8566	104.5
OPPONENTS	82		19780	3555	7113	.500	115	399	.288	2040	2626	.776	1191	2621	3812	2061	1791	10	710	1425	441	9265	113.0

# TEAM HISTORY

## Game-by-Game

G	Date	H/A	W/L	Opp	Cha/Opp	Record	Streak	Charlotte High Scorer	Charlotte High Rebounder	Opponent High Scorer	Opponent High Rebounder	Attn
1	11/4	H	L	CLE	93-133	0-1	L1	Trip/ Ram 16	Rambis 6	Harper 22	Dudley 9	23,388
2	11/5	A	L	DET	85-94	0-2	L2	Rowsum 16	Rambis 8	Laimbeer 18	Laimbeer 12	21,454
3	11/8	H	W	LAC	117-105	1-2	W1	Tripucka 24	Rambis 14	Dailey 18	Norman 15	18,865
4	11/11	A	L	WAS	87-95	1-3	L1	Reid 23	Rambis 9	Malone 21	Grant 7	12,731
5	11/12	A	L	ATL	111-132	1-4	L2	Tripucka 18	Row/ Trip 7	Theus 27	Malone 10	16,155
6	11/15	H	L	NJN	99-106	1-5	L3	Tripucka 25	Cureton 9	McGee 26	Carroll 10	21,748
7	11/17	A	L	DAL	93-104	1-6	L4	Tripucka 15	Rambis 10	Aguirre 26	Perkins 13	16,512
8	11/19	A	W	SAS	107-105	2-6	W1	Tripucka 31	Hoppen 9	Rob/ W.Anderson 24	G. Anderson 13	10,863
9	11/22	H	L	DET	93-99	2-7	L1	Reid 19	Rambis 14	Dumars 26	Mahorn 10	23,388
10	11/23	A	L	BOS	109-114	2-8	L2	Tripucka 23	Ram/ Reid 6	McHale 26	McHale 12	14,890
11	11/25	A	L	PHI	116-123	2-9	L3	Tripucka 33	Hoppen 9	Barkley 37	Barkley 15	10,588
12	11/26	H	L	WAS	113-120	2-10	L4	Reid 25	Kempton 9	Malone 29	Catledge 13	23,388
13	11/29	H	W	MIA	99-84	3-10	W1	Chapman 22	Kemp/ Ram 8	WAS 18	Long/ Thomp 10	23,388
14	12/1	H	W	PHI	109-107	4-10	W2	Tripucka 25	Rambis 9	Barkley 31	Gminski 15	21,716
15	12/3	A	L	HOU	104-108	4-11	L1	Tripucka 30	Kempton 9	Woodson 29	Olajuwon 14	16,611
16	12/9	H	W	NJN	96-95	5-11	W1	Tripucka 30	Ram/ Reid 8	Carroll 21	Carroll 19	23,388
17	12/10	A	L	NJN	112-121*	5-12	L1	Tripucka 31	Cureton 8	Hinson 23	Williams 18	9,460
18	12/13	A	L	IND	104-115	5-13	L2	Tripucka 26	Rambis 9	Miller 22	Will/ Fleming 13	8,670
19	12/14	H	W	IND	115-106	6-13	W1	Tripucka 40	Rambis 13	Tisdale/Smits 19	Will/ Tisdale 7	22,601
20	12/16	H	L	DAL	98-107	6-14	L1	Tripucka 21	Rambis 21	Aguirre 24	Perkins 14	23,388
21	12/17	A	L	DET	91-100	6-15	L2	Tripucka 18	Kempton 7	Thomas 25	Mahorn 12	21,454
22	12/20	A	L	MIL	115-125	6-16	L3	Tripucka 21	Reid 8	Cummings 37	Sikma/ Cumm 8	15,075
23	12/21	H	L	MIL	100-112	6-17	L4	Tripucka 30	Rambis 8	Cummings 32	Sikma 16	23,010
24	12/23	H	W	CHI	103-101	7-17	W1	Tripucka 30	Cureton 9	Jordan 33	Cartwright 12	23,388
25	12/26	H	L	HOU	95-97	7-18	L1	Reid 25	Cureton 10	Olajuwon 23	Olajuwon 15	23,388
26	12/28	A	L	CLE	98-122	7-19	L2	Reid 19	Cureton 6	Harper 19	Ehlo 9	17,353
27	12/30	H	W	NYK	122-111	8-19	W1	Reid 23	Rambis 16	Ewing 25	Oak/ Ewing 11	23,388
28	1/3	H	L	NJN	106-109	8-20	L1	Chapman 21	Rambis 16	Hinson/ Carroll 22	Williams 11	23,388
29	1/4	A	L	WAS	86-109	8-21	L2	Rambis 16	Rambis 14	Catledge 21	Walk/ Cat 11	4,832
30	1/6	A	L	BOS	92-115	8-22	L3	Tripucka 25	Cureton 10	Ainge 25	McHale 11	14,390
31	1/7	H	W	WAS	107-104	9-22	W1	Tripucka 32	Rambis 14	King 20	Catledge 10	23,388
32	1/9	H	L	UTA	92-114	9-23	L1	Tripucka 19	Cureton 7	Malone 38	Malone 19	23,388
33	1/11	H	L	CHI	101-106	9-24	L2	Chapman 25	Rambis 14	Jordan/ Pip 24	Pippen 9	23,388
34	1/12	A	L	NYK	89-106	9-25	L3	Chapman 19	Cureton 14	Jackson 18	Ewing 13	16,943
35	1/15	H	L	PHI	109-116	9-26	L4	Tripucka 25	Rambis 14	Barkley 24	Barkley 15	23,388
36	1/16	A	W	PHI	127-122*	10-26	W1	Tripucka 40	Cureton 17	Gminski 25	Gminski 17	10,116
37	1/18	A	L	MIL	106-118	10-27	L1	Tri/ Reid 20	Cureton 7	Cummings 26	Sikma 10	16,145
38	1/19	H	L	PHO	112-126	10-28	L2	Tripucka 27	Rambis 16	Chambers 31	Chambers 13	23,388
39	1/21	A	L	ATL	113-137	10-29	L3	Reid 26	Chapman 6	Mal/ Wilkins 21	Malone 12	16,371
40	1/24	A	L	PHO	103-106	10-30	L4	Chapman 23	Rambis 14	E. Johnson 31	E. Johnson 10	11,089
41	1/26	A	W	UTA	89-88	11-30	W1	Reid/ Chap 18	Rambis 15	K. Malone 25	K. Malone 12	12,444
42	1/27	A	L	LAL	97-114	11-31	L1	Rambis 19	Cureton 13	Green 24	Green 11	17,505
43	1/30	A	L	POR	118-130	11-32	L2	Tripucka 26	Rambis 10	Drexler 32	Duckworth 9	12,848
44	2/1	H	L	BOS	94-107	11-33	L3	Holton 21	Cureton 15	Parish 24	Parish 24	23,388
45	2/3	H	W	SEA	108-106	12-33	W1	Reid 28	Rambis 13	Ellis 27	Cage 10	23,388
46	2/5	H	L	CLE	91-110	12-34	L1	Rambis 16	Rambis 8	Harper 25	Williams 10	23,388
47	2/7	A	L	CHI	93-118	12-35	L2	Tripucka 27	Rambis 10	Jordan 32	Grant 12	17,385
48	2/9	H	W	ATL	110-108	13-35	W1	Reid 28	Cureton 15	Wilkins 23	Malone 13	23,388
49	2/14	H	L	NYK	117-129	13-36	L1	Tripucka 31	Rambis 10	Newman 22	Ewing 13	23,388
50	2/17	A	L	MIA	102-103	13-37	L2	Tripucka 31	Cureton 16	Sunvold 20	Long 11	15,008
51	2/18	H	W	IND	119-114	14-37	W1	Tripucka 30	Rambis 20	Miller 32	Tisdale 12	23,388
52	2/22	H	L	CHI	102-130	14-38	L1	Chapman 22	Kemp/ Bog 6	Jordan 24	Grant 10	23,388
53	2/23	A	L	NYK	114-139	14-39	L2	Curry 19	Ramp/ Hop 7	Ewing 28	Green/ Oak 10	16,130
54	2/25	H	W	SAS	124-113	15-39	W1	Tripucka 40	Rambis 22	W. Anderson 28	Brickowski 10	23,388
55	2/28	H	L	BOS	87-112	15-40	L1	Tripucka 21	Rambis 12	Lewis 28	Parish 13	23,388
56	3/2	A	L	NJN	103-114	15-41	L2	Chapman 27	Rambis 8	Morris 31	Conner 13	8,011
57	3/3	A	L	ATL	109-133	15-42	L3	Tripucka 18	Rowsum 8	Wilkins 35	Malone 13	16,371
58	3/5	A	L	WAS	101-114	15-43	L4	Chapman 22	Cureton 13	J. Malone 34	Cat/ D. Walk 8	6,861
59	3/8	H	L	DEN	99-112	15-44	L5	Tripucka 21	Rambis 18	English 31	Cooper 12	23,388
60	3/10	H	L	LAL	90-123	15-45	L6	Tripucka 17	Rambis 8	Scott 25	Green 15	23,388
61	3/12	H	L	SAC	105-114	15-46	L7	Chapman 37	Rambis 8	Tisdale 28	Tisdale 10	23,388
62	3/14	A	L	DEN	102-125	15-47	L8	Curry 21	Rowsum 12	Schayes 19	Lane 11	10,522
63	3/16	A	L	SEA	88-108	15-48	L9	Curry 19	Hoppen 6	Ellis 32	Lister/ McMill 10	9,665
64	3/17	A	W	LAC	108-105	16-48	W1	Chapman 24	Rambis/ Kemp 9	Benjamin 34	Benjamin 23	10,758
65	3/19	A	L	GSW	117-124	16-49	L1	Chapman 22	Rambis 13	Mullin 27	Richmond 12	15,025
66	3/20	A	W	SAC	117-110	17-49	W1	Chapman 25	Kempton 8	Tisdale 34	McCray/ Tis 9	16,517
67	3/23	H	L	WAS	97-102	17-50	L1	Reid 25	Rambis 15	King 29	Walker 10	23,388
68	3/25	H	L	DET	101-113	17-51	L2	Chapman 21	Rambis 10	Dumars 18	Laimbeer 11	23,388
69	3/27	H	L	NYK	105-121	17-52	L3	Chapman 24	Rambis 14	Ewing 45	Ewing 14	23,388
70	3/30	H	L	GSW	104-113	17-53	L4	Rambis 23	Ram/ Cur 12	Mullin 36	Gar/ Rich 12	23,388
71	4/1	H	L	POR	121-125*	17-54	L5	Tripucka 38	Rambis 8	Drexler 36	Kersey/ Duck 13	23,388
72	4/4	A	L	CHI	101-121	17-55	L6	Chapman 21	Rambis 6	Jordan 33	Jordan 10	17,578
73	4/7	H	L	PHI	108-118	17-56	L7	Curry 25	Cureton 8	Barkley 31	Barkley 20	23,388
74	4/9	A	L	CLE	116-122	17-57	L8	Tripucka 26	Rambis 7	Price 25	Daugherty 15	19,276
75	4/10	H	L	ATL	105-112	17-58	L9	Curry 18	Rambis 11	Malone 24	Malone 14	23,388
76	4/12	A	W	NYK	104-99	18-58	W1	Tripucka 25	Rowsum 6	Ewing 30	Oakley 14	18,385
77	4/14	A	W	PHI	119-115	19-58	W2	Tripucka 34	Rambis 7	Barkley 25	Barkley 13	14,321
78	4/15	A	L	IND	105-115	19-59	L1	Chapman 21	Hoppin 8	Person 37	Smits 12	11,860
79	4/17	H	L	BOS	108-113*	19-60	L2	Chapman 29	Cur/ Hop 7	Lewis 26	Parish 22	23,388
80	4/18	A	W	NJN	121-105	20-60	W1	Curry 31	Hoppen 14	McGee 30	B. Williams 14	8,991
81	4/21	H	L	MIL	110-117	20-61	L1	Curry 23	Hoppen 7	Krystkowiak 23	Krystkowiak 8	23,388
82	4/23	A	L	BOS	110-120	20-62	L2	Tripucka 28	Hop/ Bog 6	Gamble 31	McHale/ Par 7	14,890

\* overtime



# TEAM HISTORY

## All-Time Roster

### Armstrong, Hilton

6-11 • Center/Forward • Connecticut

Drafted with the 12th overall pick of the 2006 NBA Draft...signed to fourth-year option on October 25, 2008...traded to Sacramento in exchange for a conditional second round pick in 2016 on Jan. 11, 2010.

Year	G	GS	Min	FG	FGA	Pct	3P	3PA	Pct	FT	FTA	Pct	Off	Def	Tot	Ast	PF	Dq	Stl	TO	Blk	Pts	Avg
06-07	56	5	630	68	125	.544	0	0	---	40	67	.597	58	91	149	10	79	0	12	35	26	176	3.1
07-08	65	3	732	67	148	.453	0	0	---	44	70	.629	65	98	163	23	130	1	15	59	34	178	2.7
08-09	70	29	1092	138	246	.561	0	2	.000	62	98	.633	81	114	195	29	181	1	26	80	45	338	4.8
09-10	18	0	239	19	50	.380	0	0	---	13	28	.464	17	44	61	16	44	1	8	13	8	51	2.8
Totals	209	37	2697	292	569	.513	0	2	.000	159	263	.605	221	347	568	78	434	3	61	187	113	743	3.6

### Augmon, Stacey

6-8 • Forward • UNLV

Signed as a free agent on July 25, 2001. Became a free agent after 2003-04 season.

Year	G	GS	Min	FG	FGA	Pct	3P	3PA	Pct	FT	FTA	Pct	Off	Def	Tot	Ast	PF	Dq	Stl	TO	Blk	Pts	Avg
01-02	77	3	1319	141	329	.427	0	3	.000	77	101	.762	59	166	225	103	115	0	56	54	12	357	4.6
02-03	70	3	862	79	192	.411	0	7	.000	54	72	.750	26	93	119	69	80	0	27	40	9	212	3.0
03-04	69	24	1416	143	347	.412	1	7	.143	110	139	.791	52	122	174	85	114	2	55	76	15	397	5.8
Totals	216	30	3597	360	868	.415	1	17	.059	241	312	.772	137	381	518	257	309	2	138	170	36	966	4.5

### Ayon, Gustavo

6-10 • Forward • Mexico

Signed as a free agent on December 21, 2011. Traded to the Orlando Magic for forward Ryan Anderson on July 11, 2012.

Year	G	GS	Min	FG	FGA	Pct	3P	3PA	Pct	FT	FTA	Pct	Off	Def	Tot	Ast	PF	Dq	Stl	TO	Blk	Pts	Avg
11-12	54	24	1088	140	261	.536	0	1	.000	39	63	.619	86	179	265	74	118	2	53	46	46	319	5.9

### Banks, Sean

6-8 • Forward • Memphis

Signed as a free agent on Oct. 1, 2005.  
Never appeared in a regular season game.

### Bass, Brandon

6-8 • Forward • Louisiana State

Drafted with the 33rd overall pick in the second round of the 2005 NBA Draft. Became a free agent following the 2006-07 season.

Year	G	GS	Min	FG	FGA	Pct	3P	3PA	Pct	FT	FTA	Pct	Off	Def	Tot	Ast	PF	Dq	Stl	TO	Blk	Pts	Avg
05-06	29	1	268	28	70	.400	0	0	---	12	19	.632	18	50	68	3	18	0	3	11	7	68	2.3
06-07	21	3	162	15	44	.341	0	1	.000	12	16	.750	13	30	43	3	16	0	2	10	3	42	2.0
Totals	50	4	430	43	114	.377	0	1	.000	24	35	.686	31	80	111	6	34	0	5	21	10	110	2.2

### Baxter, Lonnie

6-7 • Forward • Maryland

Signed as a free agent on Dec. 12, 2004. Waived on Dec. 27, 2004.  
Never appeared in a regular season game.

### Bayless, Jerryd

6-3 • Guard • Arizona

Acquired from Portland in exchange for a 2011 first round draft pick on October 23, 2010. Traded to Toronto with Peja Stojakovic in exchange for Jarrett Jack, David Andersen and Marcus Banks on November 20, 2010.

Year	G	GS	Min	FG	FGA	Pct	3P	3PA	Pct	FT	FTA	Pct	Off	Def	Tot	Ast	PF	Dq	Stl	TO	Blk	Pts	Avg
10-11	11	0	148	17	49	.347	3	14	.214	13	17	.765	2	13	15	28	16	0	2	17	1	50	4.5

### Beck, Corey

6-2 • Guard • Arkansas

Signed as a free agent on Dec. 23, 1995. Waived on Jan. 5, 1996. Signed as a free agent on Oct. 2, 1997. Became a free agent after 1997-98 season. Signed to two consecutive 10-day contracts beginning on March 17, 1999. Signed for remainder of season on March 27, 1999. Became a free agent after 1998-99 season.

Year	G	GS	Min	FG	FGA	Pct	3P	3PA	Pct	FT	FTA	Pct	Off	Def	Tot	Ast	PF	Dq	Stl	TO	Blk	Pts	Avg
95-96	5	0	33	2	8	.250	0	0	---	1	2	.500	3	4	7	5	8	0	1	4	0	5	1.0
97-98	59	14	738	73	159	.459	2	4	.500	43	59	.729	27	63	90	98	100	0	33	70	7	191	3.2
98-99	16	0	150	14	31	.452	1	1	1.000	6	13	.462	3	20	23	20	21	0	7	11	2	35	2.2
Totals	80	14	921	89	198	.449	3	5	.600	50	74	.676	33	87	120	123	129	0	41	85	9	231	2.9

### Belinelli, Marco

6-5 • Guard • Italy

Acquired from Toronto on August 11, 2010. Re-signed by the Hornets on December 13, 2011. Became a free agent following the 2011-12 season.

Year	G	GS	Min	FG	FGA	Pct	3P	3PA	Pct	FT	FTA	Pct	Off	Def	Tot	Ast	PF	Dq	Stl	TO	Blk	Pts	Avg
10-11	80	69	1957	302	691	.437	134	324	.414	98	125	.784	17	134	151	92	146	0	38	77	6	836	10.5
11-12	66	55	1965	286	686	.417	107	284	.377	101	129	.783	19	153	172	101	115	1	48	69	5	780	11.8
Totals	146	124	3922	588	1377	.427	241	608	.396	199	254	.783	36	287	323	193	261	1	86	146	11	1616	11.1

### Bennett, Tony

6-0 • Guard • Wisconsin-Green Bay

Selected in the second round of the 1992 NBA Draft (35th pick). Became an unrestricted free agent after 1994-95 season.

Year	G	GS	Min	FG	FGA	Pct	3P	3PA	Pct	FT	FTA	Pct	Off	Def	Tot	Ast	PF	Dq	Stl	TO	Blk	Pts	Avg
92-93	75	2	857	110	260	.423	26	80	.325	30	41	.732	12	51	63	136	110	0	30	50	0	276	3.7
93-94	74	5	983	105	263	.399	27	75	.360	11	15	.733	16	74	90	163	84	0	39	40	1	248	3.4
94-95	3	0	46	6	13	.462	2	9	.222	0	0	---	0	2	2	4	6	0	0	3	0	14	4.7
Totals	152	7	1886	221	536	.412	55	164	.335	41	56	.732	28	127	155	303	200	0	69	93	1	538	3.5

### Blackwell, James

6-0 • Guard • Dartmouth

Signed as a free agent on Nov. 30, 1994. Waived on Dec. 17, 1994.

Year	G	GS	Min	FG	FGA	Pct	3P	3PA	Pct	FT	FTA	Pct	Off	Def	Tot	Ast	PF	Dq	Stl	TO	Blk	Pts	Avg
94-95	4	0	19	2	3	.667	0	0	---	0	0	---	0	3	3	5	1	0	1	2	0	4	1.0



# TEAM HISTORY

## All-Time Roster

### Burton, Willie

6-8 • Guard/Forward • Minnesota

Signed as a free agent on Feb. 28, 1999. Waived on March 8, 1999.

Year	G	GS	Min	FG	FGA	Pct	3P	3PA	Pct	FT	FTA	Pct	Off	Def	Tot	Ast	PF	Dq	Stl	TO	Blk	Pts	Avg
98-99	3	0	18	1	7	.143	0	1	.000	2	4	.500	4	2	6	0	2	0	0	1	0	4	1.3

### Butler, Rasual

6-7 • Forward • LaSalle

Acquired from Miami along with Kirk Snyder (from Utah) in exchange for draft rights to Roberto Duenas in a five-team, 13-player deal that also sent Antoine Walker (from Boston) and Jason Williams, James Posey and Andre Emmitt (from Memphis) to Miami, Eddie Jones (from Miami) and Raul Lopez (from Utah) to Memphis, Greg Ostertag (from Memphis) to Utah, and Curtis Borchardt (from Utah) and Qyntel Woods, the draft rights to Albert Miralles, two second round picks and cash considerations (from Miami) to Boston on Aug. 2, 2005. Was traded to the LA Clippers in exchange for a second-round draft pick in 2016 on August 12, 2009.

Year	G	GS	Min	FG	FGA	Pct	3P	3PA	Pct	FT	FTA	Pct	Off	Def	Tot	Ast	PF	Dq	Stl	TO	Blk	Pts	Avg
05-06	79	20	1875	257	633	.406	92	242	.380	79	114	.693	51	181	232	40	142	0	33	65	45	685	8.7
06-07	81	38	2223	314	788	.398	134	363	.369	56	87	.644	42	214	256	63	148	0	40	67	54	818	10.1
07-08	51	8	875	91	260	.350	44	133	.331	26	31	.839	16	84	100	36	66	1	15	10	21	252	4.9
08-09	82	74	2089	348	803	.433	140	359	.390	86	110	.782	49	222	271	75	159	1	51	59	61	922	11.2
Totals	293	140	7587	1010	2484	.407	410	1097	.374	247	342	.722	158	701	859	214	515	2	139	201	181	2677	9.1

### Campbell, Elden

7-0 • Center • Clemson

Acquired from L.A. Lakers along with Eddie Jones in exchange for Glen Rice, B.J. Armstrong and J.R. Reid on Mar. 10, 1999. Traded to Seattle in exchange for Kenny Anderson on Feb. 20, 2003.

Year	G	GS	Min	FG	FGA	Pct	3P	3PA	Pct	FT	FTA	Pct	Off	Def	Tot	Ast	PF	Dq	Stl	TO	Blk	Pts	Avg
98-99	32	32	1134	178	364	.489	0	1	.000	134	207	.647	88	213	301	61	108	1	38	58	57	490	15.3
99-00	78	77	2538	370	829	.446	0	6	.000	247	358	.690	168	422	590	129	269	6	56	127	150	987	12.7
00-01	78	78	2337	367	834	.440	0	6	.000	288	406	.709	157	451	608	104	280	1	60	144	140	1022	13.1
01-02	77	75	2156	384	794	.484	0	2	.000	306	384	.797	133	397	530	102	264	4	60	138	137	1074	13.9
02-03	41	1	685	101	247	.409	0	1	.000	93	115	.809	34	108	142	42	102	2	24	42	31	295	7.2
Totals	306	263	8850	1400	3068	.456	0	16	.000	1068	1470	.727	580	1591	2171	438	1023	14	238	509	515	3868	12.6

### Carter, Maurice

6-5 • Guard • Louisiana State

Signed to a 10-day contract on Mar. 25, 2004. Signed for the remainder of the season on Apr. 4, 2004. Selected by Charlotte in the 2004 NBA Expansion Draft.

Year	G	GS	Min	FG	FGA	Pct	3P	3PA	Pct	FT	FTA	Pct	Off	Def	Tot	Ast	PF	Dq	Stl	TO	Blk	Pts	Avg
03-04	6	0	60	6	21	.286	3	8	.375	5	8	.625	2	6	8	2	5	0	0	3	0	20	3.3

### Chambers, Tom

6-10 • Forward • Utah

Signed as a free agent on Jan. 30, 1997. Waived on April 8, 1997.

Year	G	GS	Min	FG	FGA	Pct	3P	3PA	Pct	FT	FTA	Pct	Off	Def	Tot	Ast	PF	Dq	Stl	TO	Blk	Pts	Avg
96-97	12	5	83	7	31	.226	2	3	.667	3	4	.750	3	11	14	4	14	0	1	9	0	19	1.6

### Chandler, Tyson

7-1 • Center • Dominguez HS

Acquired from the Chicago Bulls in exchange for PJ Brown and J.R. Smith on July 14, 2006. Traded to Charlotte on July 28, 2009 in exchange for Emeka Okafor.

Year	G	GS	Min	FG	FGA	Pct	3P	3PA	Pct	FT	FTA	Pct	Off	Def	Tot	Ast	PF	Dq	Stl	TO	Blk	Pts	Avg
06-07	73	73	2525	292	468	.624	0	1	.000	106	201	.527	320	584	904	66	244	5	37	126	129	690	9.5
07-08	79	79	2783	377	605	.623	0	1	.000	175	295	.593	322	606	928	81	243	4	45	136	84	929	11.8
08-09	45	45	1445	160	283	.565	0	0	—	77	133	.579	163	230	393	22	144	2	15	70	56	397	8.8
Totals	197	197	6752	829	1356	.611	0	2	.000	358	629	.569	805	1420	2225	169	631	11	97	332	269	2016	10.2

### Chapman, Rex

6-4 • Guard • Kentucky

Selected in the first round of 1988 NBA Draft (eighth pick). Traded to Washington in exchange for Tom Hammonds on Feb. 19, 1992.

Year	G	GS	Min	FG	FGA	Pct	3P	3PA	Pct	FT	FTA	Pct	Off	Def	Tot	Ast	PF	Dq	Stl	TO	Blk	Pts	Avg
88-89	75	44	2219	526	1271	.414	60	191	.314	155	195	.795	74	113	187	176	167	1	70	113	25	1267	16.9
89-90	54	52	1762	377	924	.408	47	142	.331	144	192	.750	52	127	179	132	113	0	46	100	6	945	17.5
90-91	70	68	2100	410	922	.445	48	148	.324	234	282	.830	45	146	191	250	167	1	73	131	16	1102	15.7
91-92	21	11	545	108	240	.450	8	27	.296	36	53	.679	9	45	54	86	47	0	14	42	8	260	12.4
Totals	220	175	6626	1421	3357	.423	163	508	.321	569	722	.788	180	431	611	644	494	2	203	386	55	3574	16.2

### Claxton, Speedy

5-11 • Guard • Hofstra

Acquired from Golden State along with Dale Davis and cash considerations in exchange for Baron Davis on Feb. 24, 2005. Became a free agent following the 2005-06 season.

Year	G	GS	Min	FG	FGA	Pct	3P	3PA	Pct	FT	FTA	Pct	Off	Def	Tot	Ast	PF	Dq	Stl	TO	Blk	Pts	Avg
04-05	16	3	365	41	110	.373	1	9	.111	25	41	.610	5	26	31	88	30	1	22	27	2	108	6.8
05-06	71	3	2019	304	736	.413	17	63	.270	246	320	.769	39	154	193	339	177	1	108	154	6	871	12.2
Totals	87	6	2384	345	844	.409	18	72	.250	271	361	.751	44	180	224	427	207	2	130	181	8	979	11.3

### Coleman, Derrick

6-10 • Forward/Center • Syracuse

Signed as a free agent on Jan. 21, 1999. Traded in a three-team deal which sent him to Philadelphia along with Corie Blount and Vonteego Cummings (from Golden State), Cedric Henderson (from Philadelphia) and a conditional first round draft pick from Philadelphia to Golden State in exchange for Robert Traylor and Jerome Moiso (from Philadelphia) and Chris Porter (from Golden State) on Oct. 25, 2001.

Year	G	GS	Min	FG	FGA	Pct	3P	3PA	Pct	FT	FTA	Pct	Off	Def	Tot	Ast	PF	Dq	Stl	TO	Blk	Pts	Avg
98-99	37	29	1178	168	406	.414	7	33	.212	143	190	.753	76	252	328	78	96	1	24	90	42	486	13.1
99-00	74	64	2347	446	979	.456	51	141	.362	296	377	.785	124	508	632	175	195	2	34	173	130	1239	16.7
00-01	34	3	683	97	255	.380	20	51	.392	63	92	.685	46	138	184	39	53	1	10	42	21	277	8.1
Totals	145	96	4208	711	1640	.434	78	225	.347	502	659	.762	246	898	1144	292	344	4	68	305	193	2002	13.8

### Collison, Darren

6-0 • Guard • UCLA

Selected in the first round (21st overall) of the 2009 NBA Draft...traded to Indiana along with James Posey in a four-team trade on Aug. 11, 2010.

Year	G	GS	Min	FG	FGA	Pct	3P	3PA	Pct	FT	FTA	Pct	Off	Def	Tot	Ast	PF	Dq	Stl	TO	Blk	Pts	Avg
93-94	16	8	378	66	109	.606	0	1	.000	31	38	.816	34	55	89	28	36	1	5	23	7	163	10.2

### Conlon, Marty

6-11 • Center • Providence

Signed to two consecutive 10-day contracts on Feb. 1, 1994. Signed for remainder of season on Feb. 25, 1994. Waived on March 22, 1994.

Year	G	GS	Min	FG	FGA	Pct	3P	3PA	Pct	FT	FTA	Pct	Off	Def	Tot	Ast	PF	Dq	Stl	TO	Blk	Pts	Avg
93-94	16	8	378	66	109	.606	0	1	.000	31	38	.816	34	55	89	28	36	1	5	23	7	163	10.2

### Courtney, Joe

6-9 • Forward • Southern Mississippi

Signed as a free agent on Nov. 2, 1994. Waived on Nov. 16, 1994.

Never appeared in a regular season game.

Cureton, Earl																							
6-9 • Forward • Detroit																							
Signed as a free agent on July 20, 1988. Waived on Oct. 31, 1989.																							
Year	G	GS	Min	FG	FGA	Pct	3P	3PA	Pct	FT	FTA	Pct	Off	Def	Tot	Ast	PF	Dq	Stl	TO	Blk	Pts	Avg
88-89	82	41	2047	233	465	.501	0	1	.000	66	123	.537	188	300	488	130	230	3	50	114	61	532	6.5
90-91	9	1	159	8	24	.333	0	1	.000	1	3	.333	6	30	36	3	16	0	0	6	3	17	1.9
Totals	91	42	2206	241	489	.493	0	2	.000	67	126	.532	194	330	524	133	246	3	50	120	64	549	6.0

Selected in the first round of the 1988 NBA Expansion Draft (second pick) from Cleveland on June 23, 1988. Became a free agent after 1997-98 season.																							
Year	G	GS	Min	FG	FGA	Pct	3P	3PA	Pct	FT	FTA	Pct	Off	Def	Tot	Ast	PF	Dq	Stl	TO	Blk	Pts	Avg
88-89	48	0	813	256	521	.491	19	55	.345	40	46	.870	26	78	104	50	68	0	42	44	4	571	11.9
89-90	67	13	1860	461	990	.466	52	147	.354	96	104	.923	31	137	168	159	148	0	98	100	26	1070	16.0
90-91	76	14	1515	337	715	.471	32	86	.372	96	114	.842	47	152	199	166	125	0	75	80	25	802	10.6
91-92	77	0	2020	504	1038	.486	74	183	.404	127	152	.836	57	202	259	177	156	1	93	134	20	1209	15.7
92-93	80	0	2094	498	1102	.452	95	237	.401	136	157	.866	51	235	286	180	150	1	87	129	23	1227	15.3
93-94	82	0	2173	533	1171	.455	152	378	.402	117	134	.873	71	191	262	221	161	0	98	120	27	1335	16.3
94-95	69	0	1718	343	778	.441	154	361	.427	95	111	.856	41	127	168	113	144	1	55	98	18	935	13.6
95-96	82	29	2371	441	974	.453	164	406	.404	146	171	.854	68	196	264	176	173	2	108	130	25	1192	14.5
96-97	68	20	2078	384	836	.459	126	296	.426	114	142	.803	40	171	211	118	147	0	60	93	14	1008	14.8
97-98	52	1	971	194	434	.447	61	145	.421	41	52	.788	26	75	101	69	85	2	31	54	4	490	9.4
Totals	701	77	17613	3951	8559	.462	929	2294	.405	1008	1183	.852	458	1564	2022	1429	1357	7	747	992	186	9839	14.0

Traded in exchange for Mike James from Washington on December 9, 2008.																							
Year	G	GS	Min	FG	FGA	Pct	3P	3PA	Pct	FT	FTA	Pct	Off	Def	Tot	Ast	PF	Dq	Stl	TO	Blk	Pts	Avg
08-09	61	4	733	81	191	.424	17	49	.347	55	67	.821	5	50	55	130	41	0	19	49	1	234	3.8

Selected in the first round of the 1999 NBA Draft (3rd pick). Traded to Golden State in exchange for Dale Davis, Speedy Claxton and cash considerations on Feb. 24, 2005.																							
Year	G	GS	Min	FG	FGA	Pct	3P	3PA	Pct	FT	FTA	Pct	Off	Def	Tot	Ast	PF	Dq	Stl	TD	Blk	Pts	Avg
99-00	82	0	1523	182	433	.420	25	111	.225	97	153	.634	48	117	165	309	201	1	97	140	19	486	5.9
00-01	82	82	3192	409	957	.427	85	274	.310	228	337	.677	129	279	408	598	267	1	170	226	36	1131	13.8
01-02	82	82	3318	559	1341	.417	170	478	.356	196	338	.580	93	256	349	698	241	0	172	246	47	1484	18.1
02-03	50	47	1889	332	798	.416	99	283	.350	93	131	.710	56	130	186	320	148	3	91	140	22	856	17.1
03-04	67	66	2686	554	1402	.395	187	582	.321	237	352	.673	66	221	287	501	178	2	158	215	27	1532	22.9
04-05	18	13	593	111	303	.366	44	137	.321	74	96	.771	16	51	67	129	52	0	31	38	4	340	18.9
<b>Totals</b>	<b>381</b>	<b>290</b>	<b>13201</b>	<b>2147</b>	<b>5234</b>	<b>.410</b>	<b>610</b>	<b>1865</b>	<b>.327</b>	<b>925</b>	<b>1407</b>	<b>.657</b>	<b>408</b>	<b>1054</b>	<b>1462</b>	<b>2555</b>	<b>1087</b>	<b>7</b>	<b>719</b>	<b>999</b>	<b>155</b>	<b>5829</b>	<b>15.3</b>

Acquired from Golden State along with Speedy Claxton and cash considerations in exchange for Baron Davis on Feb. 24, 2005. Waived on March 1, 2005.  
 Never appeared in a regular season game Davis, Ricky 6-7 • Guard • Iowa  
 Selected in the first round of the 1998 NBA Draft (21st pick). Traded to Miami with Eddie Jones, Anthony Mason, and Dale Ellis on Aug. 1, 2000 in exchange for Jamal Mashburn, PJ Brown, Otis Thorpe, Tim James and Rodney Buford.

Year	G	GS	Min	FG	FGA	Pct	3P	3PA	Pct	FT	FTA	Pct	Off	Def	Tot	Ast	PF	Dq	Stl	TO	Blk	Pts	Avg
98-99	46	1	557	81	200	.405	2	12	.167	45	59	.763	40	44	84	58	46	0	30	54	7	209	4.5
99-00	48	4	570	94	187	.503	0	4	.000	39	51	.765	29	54	83	62	39	0	30	46	8	227	4.7
Totals	94	5	1127	175	387	.452	2	16	.125	84	110	.764	69	98	167	120	85	0	60	100	15	436	4.6

Selected in the first round of the 1996 NBA Draft (16th pick). Traded to Golden State along with Muggsy Bogues in exchange for B.J. Armstrong on Nov. 7, 1997.																							
Year	G	GS	Min	FG	FGA	Pct	3P	3PA	Pct	FT	FTA	Pct	Off	Def	Tot	Ast	PF	Dq	Stl	TO	Blk	Pts	Avg
96-97	61	1	867	119	256	.465	52	112	.464	42	51	.824	31	68	99	99	71	1	36	68	6	332	5.4
97-98	3	0	34	3	4	.750	1	1	1.000	1	2	.500	0	2	2	3	8	0	0	4	0	8	2.7
Totals	64	1	901	122	260	.469	53	113	.469	43	53	.811	31	70	101	102	79	1	36	72	6	340	5.3

Acquired from Dallas in exchange for Darrell Armstrong and a 2005 second round draft pick on Dec. 3, 2004.Traded to Boston for a 2006 second round pick on Sept. 30, 2005.																							
Year	G	GS	Min	FG	FGA	Pct	3P	3PA	Pct	FT	FTA	Pct	Off	Def	Tot	Ast	PF	Dq	Stl	TO	Blk	Pts	Avg
04-05	67	46	2074	305	748	.408	84	242	.347	188	225	.836	34	145	179	346	200	3	76	144	4	882	13.2

Acquired from L.A. Lakers in exchange for the draft rights to Kobe Bryant on July 11, 1996. Became a free agent after 1997-98 season.

Year	G	GS	Min	FG	FGA	Pct	3P	3PA	Pct	FT	FTA	Pct	Off	Def	Tot	Ast	PF	Dq	Stl	TO	Blk	Pts	Avg
96-97	81	80	2840	418	847	.494	11	47	.234	177	259	.683	241	484	725	301	277	6	103	193	180	1024	12.6
97-98	64	41	1805	267	536	.498	3	14	.214	130	188	.691	183	335	518	172	179	1	83	114	94	667	10.4
Totals	145	121	4645	685	1383	.495	14	61	.230	307	447	.687	424	819	1243	473	456	7	186	307	274	1691	11.7

Signed as a free agent on Sept. 28, 1989. Waived on Nov. 23, 1989.																							
Year	G	GS	Min	FG	FGA	Pct	3P	3PA	Pct	FT	FTA	Pct	Off	Def	Tot	Ast	PF	Dq	Stl	TO	Blk	Pts	Avg
89-90	9	0	92	9	27	.333	0	1	.000	4	8	.500	7	8	15	3	10	0	6	7	2	22	2.4

Signed as a free agent on July 24, 2001. Waived on Mar. 2, 2004.																							
Year	G	GS	Min	FG	FGA	Pct	3P	3PA	Pct	FT	FTA	Pct	Off	Def	Tot	Ast	PF	Dq	Stl	TO	Blk	Pts	Avg
01-02	61	0	774	78	182	.429	31	73	.425	23	29	.793	14	58	72	101	49	0	32	33	2	210	3.4
02-03	13	0	79	8	27	.296	3	7	.429	0	0	---	4	9	13	11	2	0	2	3	0	19	1.5
03-04	15	0	78	4	18	.222	1	7	.143	3	3	1.000	0	6	6	13	1	0	4	8	0	12	0.8
Totals	89	0	931	90	227	.396	35	87	.402	26	32	.813	18	73	91	125	52	0	38	44	2	241	2.7

Signed as a free agent on December 9, 2011. Re-signed by the Hornets on April 10, 2012. Signed for the remainder of the season on April 20, 2012.

Year	G	GS	Min	FG	FGA	Pct	3P	3PA	Pct	FT	FTA	Pct	Off	Def	Tot	Ast	PF	Dq	Stl	TO	Blk	Pts	Avg
11-12	9	1	180	19	48	.396	1	8	.125	28	36	.778	2	17	19	18	19	0	11	20	2	67	7.4

# TEAM HISTORY

## All-Time Roster

### Edwards, Corsley

6-9 • Forward • Central Connecticut State

Signed as a free agent on Dec. 4, 2004. Waived on Jan. 3, 2005. Signed to a 10-day contract on Jan. 5, 2005. Became a free agent on Jan. 14, 2005.

Year	G	GS	Min	FG	FGA	Pct	3P	3PA	Pct	FT	FTA	Pct	Off	Def	Tot	Ast	PF	Dq	Stl	TO	Blk	Pts	Avg
04-05	10	0	110	10	31	.323	0	0	—	7	12	.583	12	13	25	3	19	1	3	2	4	27	2.7

### Ellis, Dale

6-7 • Forward • Tennessee

Acquired from Milwaukee in exchange for second-round draft picks in 2000 and 2002. Traded to Miami along with Eddie Jones, Anthony Mason, Ricky Davis and Dale Ellis in exchange for Jamal Mashburn, P.J. Brown, Otis Thorpe and Rodney Buford on Aug. 1, 2000.

Year	G	GS	Min	FG	FGA	Pct	3P	3PA	Pct	FT	FTA	Pct	Off	Def	Tot	Ast	PF	Dq	Stl	TO	Blk	Pts	Avg
99-00	24	5	240	19	58	.328	14	35	.400	3	4	.750	6	16	22	8	22	0	7	13	0	55	2.3

### Ellis, LeRon

6-10 • Forward/Center • Syracuse

Signed as a free agent on Sept. 23, 1993. Exercised the right of first refusal on Oct. 10, 1995. Traded to Miami along with Alonzo Mourning and Pete Myers in exchange for Glen Rice, Khalid Reeves, Matt Geiger and 1996 first round draft pick on Nov. 3, 1995.

Year	G	GS	Min	FG	FGA	Pct	3P	3PA	Pct	FT	FTA	Pct	Off	Def	Tot	Ast	PF	Dq	Stl	TO	Blk	Pts	Avg
93-94	50	1	680	88	182	.484	0	0	—	45	68	.662	70	118	188	24	83	1	17	21	25	221	4.4

### Ely, Melvin

6-10 • Forward/Center • Fresno State

Signed as a free agent by the Hornets on September 13, 2007.

Year	G	GS	Min	FG	FGA	Pct	3P	3PA	Pct	FT	FTA	Pct	Off	Def	Tot	Ast	PF	Dq	Stl	TO	Blk	Pts	Avg
07-08	52	1	621	85	180	.472	0	0	—	32	58	.552	28	117	145	22	79	0	7	42	18	202	3.9
08-09	31	4	373	37	95	.389	0	0	—	23	36	.639	30	34	64	18	58	0	2	23	9	97	3.1
Totals	83	5	993	122	275	.444	0	0	—	55	94	.585	58	151	209	40	134	0	9	65	27	299	3.6

### Ewing Jr., Patrick

6-8 • Forward • Georgetown

Signed a 10-day contract with the Hornets on March 26, 2011. Then signed a contract for the rest of the 2010-2011 season.

Year	G	GS	Min	FG	FGA	Pct	3P	3PA	Pct	FT	FTA	Pct	Off	Def	Tot	Ast	PF	Dq	Stl	TO	Blk	Pts	Avg
10-11	7	0	19	0	5	.000	0	2	.000	3	4	.750	1	1	2	2	1	0	0	1	1	3	0.4

### Farmer, Tony

6-9 • Forward • Nebraska

Signed as a free agent on Sept. 10, 1997. Waived on March 24, 1998.

Year	G	GS	Min	FG	FGA	Pct	3P	3PA	Pct	FT	FTA	Pct	Off	Def	Tot	Ast	PF	Dq	Stl	TO	Blk	Pts	Avg
97-98	27	2	169	17	53	.321	2	9	.222	31	39	.795	16	16	32	5	23	0	10	9	4	67	2.5

### Feick, Jamie

6-9 • Forward • Michigan State

Signed two consecutive 10-day contracts on Jan. 3, 1997. Became a free agent on Jan. 27, 1997.

Year	G	GS	Min	FG	FGA	Pct	3P	3PA	Pct	FT	FTA	Pct	Off	Def	Tot	Ast	PF	Dq	Stl	TO	Blk	Pts	Avg
96-97	3	0	10	2	4	.500	1	1	1.000	0	2	.000	1	2	3	0	3	0	0	0	1	5	1.7

### Fizer, Marcus

6-8 • Forward • Iowa State

Signed as a free agent on April 10, 2006. Became a free agent following the 2005-06 season.

Year	G	GS	Min	FG	FGA	Pct	3P	3PA	Pct	FT	FTA	Pct	Off	Def	Tot	Ast	PF	Dq	Stl	TO	Blk	Pts	Avg
05-06	3	0	39	9	17	.529	1	1	1.000	1	2	.500	1	6	7	1	5	0	0	2	0	20	6.7

### Footte, Jeff

7-0 • Center • Cornell

Signed as a free agent to a 10-day contract on March 9, 2012.

Year	G	GS	Min	FG	FGA	Pct	3P	3PA	Pct	FT	FTA	Pct	Off	Def	Tot	Ast	PF	Dq	Stl	TO	Blk	Pts	Avg
11-12	4	0	39	2	6	.333	0	0	—	0	0	—	1	5	6	0	5	0	0	2	1	4	1.0

### Frederick, Anthony

6-7 • Forward • Pepperdine

Signed as a free agent on Oct. 1, 1991. Became an unrestricted free agent after 1991-92 season.

Year	G	GS	Min	FG	FGA	Pct	3P	3PA	Pct	FT	FTA	Pct	Off	Def	Tot	Ast	PF	Dq	Stl	TO	Blk	Pts	Avg
91-92	66	26	852	161	370	.435	4	17	.235	63	92	.685	75	69	144	71	91	0	40	58	26	389	5.9

### Freije, Matt

6-10 • Forward • Vanderbilt

Signed as a free agent on Nov. 19, 2004. Waived on Jan. 21, 2005.

Year	G	GS	Min	FG	FGA	Pct	3P	3PA	Pct	FT	FTA	Pct	Off	Def	Tot	Ast	PF	Dq	Stl	TO	Blk	Pts	Avg
04-05	23	11	441	37	127	.291	14	54	.259	5	8	.625	16	45	61	20	40	1	13	17	2	93	4.0

### Fuller, Todd

7-0 • Center • North Carolina State

Signed as a free agent on Aug. 18, 1999. Became a free agent after 1999-2000 season.

Year	G	GS	Min	FG	FGA	Pct	3P	3PA	Pct	FT	FTA	Pct	Off	Def	Tot	Ast	PF	Dq	Stl	TO	Blk	Pts	Avg
99-00	41	2	399	51	122	.418	0	0	—	32	53	.604	36	74	110	5	46	0	9	27	8	134	3.3

### Garcia, Alex

6-3 • Guard • Brazil

Claimed off of waivers from San Antonio on June 16, 2004. Waived on Dec. 27, 2004.

Year	G	GS	Min	FG	FGA	Pct	3P	3PA	Pct	FT	FTA	Pct	Off	Def	Tot	Ast	PF	Dq	Stl	TO	Blk	Pts	Avg
04-05	8	3	146	18	52	.346	5	18	.278	3	4	.750	7	8	15	18	15	0	4	8	1	44	5.5

### Gattison, Kenny

6-8 • Forward • Old Dominion

Signed as a free agent Dec. 2, 1989. Selected by Vancouver in the first round of the 1995 Expansion Draft (16th pick) on June 24, 1995.

Year	G	GS	Min	FG	FGA	Pct	3P	3PA	Pct	FT	FTA	Pct	Off	Def	Tot	Ast	PF	Dq	Stl	TO	Blk	Pts	Avg
89-90	63	2	941	148	269	.550	1	1	1.000	75	110	.682	75	122	197	39	150	1	35	67	31	372	5.9
90-91	72	6	1552	243	457	.532	0	2	.000	164	248	.661	136	243	379	44	211	3	48	102	67	650	9.0
91-92	82	71	2223	423	799	.529	0	2	.000	196	285	.688	177	403	580	131	273	4	59	140	69	1042	12.7
92-93	75	5	1475	203	384	.529	0	3	.000	102	169	.604	108	245	353	68	237	3	48	64	55	508	6.8
93-94	77	18	1644	233	445	.524	0	0	—	126	195	.646	105	253	358	95	229	3	59	79	46	592	7.7
94-95	21	0	409	47	100	.470	0	1	.000	31	51	.608	21	54	75	17	64	1	7	22	15	125	6.0
Totals	390	102	8244	1297	2454	.529	1	9	.111	694	1058	.656	622	1320	1942	394	1164	15	256	474	283	3289	8.4

Geiger, Matt		7-1 • Center • Georgia Tech																					
Acquired from Miami along with Glen Rice, Khalid Reeves and a 1996 first round draft pick in exchange for Alonzo Mourning, Pete Myers and LeRon Ellis on Nov. 3, 1995. Became a free agent after 1997-98 season.																							
Year	G	GS	Min	FG	FGA	Pct	3P	3PA	Pct	FT	FTA	Pct	Off	Def	Tot	Ast	PF	Dq	Stl	TO	Blk	Pts	Avg
95-96	77	50	2349	357	666	.536	3	8	.375	149	205	.727	201	448	649	60	290	11	46	137	63	866	11.2
96-97	49	13	1044	171	350	.489	6	20	.300	89	127	.701	100	158	258	38	153	1	20	67	27	437	8.9
97-98	78	42	1839	358	709	.505	1	11	.091	168	236	.712	196	325	521	78	191	1	68	111	87	885	11.3
Totals	204	105	5232	886	1725	.514	10	39	.256	406	568	.715	497	931	1428	176	634	13	134	315	177	2188	10.7

Year	G	GS	Min	FG	FGA	Pct	3P	3PA	Pct	FT	FTA	Pct	Off	Def	Tot	Ast	PF	Dq	Stl	TO	Blk	Pts	Avg
90-91	82	36	1944	376	836	.450	2	14	.143	152	182	.835	105	158	263	303	186	0	104	163	39	906	11.0
91-92	79	79	2906	666	1427	.467	6	25	.240	284	381	.745	165	237	402	329	237	1	154	180	46	1622	20.5
92-93	69	67	2430	463	1032	.449	17	62	.274	224	290	.772	120	220	340	268	191	2	98	174	36	1167	16.9
95-96	36	36	1265	179	372	.481	17	54	.315	89	117	.761	56	133	189	225	101	2	42	110	22	464	12.9
Totals	266	218	8545	1694	3667	.459	42	155	.271	749	970	.772	446	748	1184	1125	715	5	398	627	143	4159	15.6

Acquired from Phoenix in exchange for Kurt Rambis and two future second round draft picks on Dec. 13, 1989. Traded to Philadelphia along with Dave Hoppen in exchange for Mike Gminski on Jan. 4, 1991.

Year	G	GS	Min	FG	FGA	Pct	3P	3PA	Pct	FT	FTA	Pct	Off	Def	Tot	Ast	PF	Dq	Stl	TO	Blk	Pts	Avg
89-90	60	59	2159	432	819	.527	0	2	.000	264	363	.727	185	344	529	91	184	4	63	166	46	1128	18.8
90-91	25	25	949	195	380	.513	0	0	---	104	128	.813	86	148	234	27	65	1	34	64	21	494	19.8
Totals	85	84	3108	627	1199	.523	0	2	.000	368	491	.749	271	492	763	118	249	5	97	230	67	1622	19.1

Year	G	GS	Min	FG	FGA	Pct	3P	3PA	Pct	FT	FTA	Pct	Off	Def	Tot	Ast	PF	Dq	Stl	TO	Blk	Pts	Avg
95-96	5	0	15	2	5	.400	0	1	.000	1	1	1.000	1	1	2	0	5	0	1	0	0	5	1.0

Year	G	GS	Min	FG	FGA	Pct	3P	3PA	Pct	FT	FTA	Pct	Off	Def	Tot	Ast	PF	Dq	Stl	TO	Blk	Pts	Avg
90-91	50	50	1405	248	524	.473	1	6	.167	75	95	.789	115	266	381	60	58	0	24	54	22	572	11.4
91-92	35	10	499	90	199	.452	1	3	.333	21	28	.750	37	81	118	31	37	0	11	20	16	202	5.8
92-93	34	0	251	42	83	.506	0	0	---	9	10	.900	34	51	85	7	28	0	1	11	9	93	2.7
93-94	21	6	255	31	79	.392	0	0	---	11	14	.786	19	40	59	11	20	0	13	11	13	73	3.5
Totals	140	66	2410	411	885	.464	2	9	.222	116	147	.789	205	438	643	109	143	0	49	96	60	940	6.7

Year	G	GS	Min	FG	FGA	Pct	3P	3PA	Pct	FT	FTA	Pct	Off	Def	Tot	Ast	PF	Dq	Stl	TO	Blk	Pts	Avg
95-96	42	8	621	76	189	.402	33	83	.398	46	60	.767	8	35	43	112	79	0	16	63	0	231	5.5
96-97	33	9	576	62	154	.403	36	82	.439	30	40	.750	3	35	38	94	58	1	19	41	1	190	5.8
Totals	75	17	1197	138	343	.402	69	165	.418	76	100	.760	11	70	81	206	137	1	35	104	1	421	5.6

Agent on July 14, 2012.																							
Year	G	GS	Min	FG	FGA	Pct	3P	3PA	Pct	FT	FTA	Pct	Off	Def	Tot	Ast	PF	Dq	Stl	TO	Blk	Pts	Avg
11-12	9	9	310	63	140	.450	10	40	.250	49	65	.754	2	23	25	31	20	0	13	24	4	185	20.6

Year	G	GS	Min	FG	FGA	Pct	3P	3PA	Pct	FT	FTA	Pct	Off	Def	Tot	Ast	PF	Dq	Stl	TO	Blk	Pts	Avg
91-92	3	0	25	2	4	.500	0	0	--	6	10	.600	3	8	11	1	4	0	1	3	1	10	3.3

Year	G	GS	Min	FG	FGA	Pct	3P	3PA	Pct	FT	FTA	Pct	Off	Def	Tot	Ast	PF	Dq	Stl	TO	Blk	Pts	Avg
91-92	13	0	57	0	8	.000	0	0	---	1	2	.500	1	3	4	18	3	0	8	5	0	1	0.1

Signed as a free agent on Oct. 4, 1999. Waived on Nov. 18, 1999.  
Never appeared in a regular season game.

Year	G	GS	Min	FG	FGA	Pct	3P	3PA	Pct	FT	FTA	Pct	Off	Def	Tot	Ast	PF	Dq	Stl	TO	Blk	Pts	Avg
09-10	24	0	261	34	61	.557	0	0	.000	18	21	.857	40	50	90	20	44	0	9	17	11	86	3.6
10-11	41	6	531	56	99	.566	0	0	.000	17	34	.500	59	112	171	16	96	2	11	32	12	129	3.1
Totals	65	6	792	90	160	.562	0	0	.000	35	55	.636	99	162	261	36	140	2	20	49	23	215	3.3

Year	G	GS	Min	FG	FGA	Pct	3P	3PA	Pct	FT	FTA	Pct	Off	Def	Tot	Ast	PF	Dq	Stl	TO	Blk	Pts	Avg
89-90	39	1	466	38	82	.463	0	2	.000	25	39	.641	38	93	131	17	64	0	12	19	24	101	2.6



## All-Time Roster

<b>Hodge, Donald</b>				<b>7-0 • Center • Temple</b>																			
Signed to a 10-day contract on Feb. 23, 1996. Became a free agent on March 4, 1996.																							
Year	G	GS	Min	FG	FGA	Pct	3P	3PA	Pct	FT	FTA	Pct	Off	Def	Tot	Ast	PF	Dq	Stl	TO	Blk	Pts	Avg
95-96	2	0	2	0	0	---	0	0	---	0	0	---	0	1	1	0	0	0	0	0	0	0	0.0
<b>Holton, Michael</b>				<b>6-4 • Guard • UCLA</b>																			
Selected in the sixth round of the 1988 NBA Expansion Draft (12th pick) from Portland on June 23, 1988. Waived on Oct. 30, 1990.																							
Year	G	GS	Min	FG	FGA	Pct	3P	3PA	Pct	FT	FTA	Pct	Off	Def	Tot	Ast	PF	Dq	Stl	TO	Blk	Pts	Avg
88-89	67	60	1696	215	504	.427	3	14	.214	120	143	.839	30	75	105	424	165	0	66	119	12	553	8.3
89-90	16	0	109	14	26	.538	0	0	---	1	2	.500	1	1	2	16	19	0	1	13	0	29	1.8
Totals	83	60	1805	229	530	.432	3	14	.214	121	145	.834	31	76	107	440	184	0	67	132	12	582	7.0
<b>Hood, Derek</b>				<b>6-8 • Forward • Arkansas</b>																			
Signed as a free agent on Oct. 4, 1999. Waived on Nov. 23, 1999.																							
Year	G	GS	Min	FG	FGA	Pct	3P	3PA	Pct	FT	FTA	Pct	Off	Def	Tot	Ast	PF	Dq	Stl	TO	Blk	Pts	Avg
99-00	2	0	4	0	3	.000	0	0	---	0	0	---	0	1	1	0	0	0	0	0	0	0	0.0
<b>Hoppen, Dave</b>				<b>6-11 • Ceneter • Nebraska</b>																			
Selected in the second round of the 1988 NBA Expansion Draft (fourth pick) from Golden State on June 23, 1988. Traded to Philadelphia along with Armon Gilliam in exchange for Mike Gminski on Jan. 4, 1991.																							
Year	G	GS	Min	FG	FGA	Pct	3P	3PA	Pct	FT	FTA	Pct	Off	Def	Tot	Ast	PF	Dq	Stl	TO	Blk	Pts	Avg
88-89	77	36	1419	199	353	.564	1	2	.500	101	139	.727	123	261	384	57	239	4	25	77	21	500	6.5
89-90	10	2	135	16	41	.390	0	0	---	8	10	.800	19	17	36	6	26	0	2	8	1	40	4.0
90-91	19	0	112	18	32	.563	0	1	.000	8	10	.800	14	16	30	3	18	0	2	12	1	44	2.3
Totals	106	38	1666	233	426	.547	1	3	.333	117	159	.736	156	294	450	66	283	4	29	97	23	584	5.5
<b>Hunter, Cedric</b>				<b>6-0 • Guard • Kansas</b>																			
Signed to a 10-day contract on Feb. 14, 1992. Waived on Feb. 20, 1992.																							
Year	G	GS	Min	FG	FGA	Pct	3P	3PA	Pct	FT	FTA	Pct	Off	Def	Tot	Ast	PF	Dq	Stl	TO	Blk	Pts	Avg
91-92	1	0	1	0	0	---	0	0	---	0	0	---	0	0	0	0	0	0	0	0	0	0	0.0
<b>Jack, Jarrett</b>				<b>6-3 • Guard • Georgia Tech</b>																			
Acquired from Toronto with David Anderson and Marcus Banks in exchange for Jerryd Bayless and Peja Stojakovic on November 20, 2010. Traded to the Golden State Warriors in a three team deal on July 11, 2012.																							
Year	G	GS	Min	FG	FGA	Pct	3P	3PA	Pct	FT	FTA	Pct	Off	Def	Tot	Ast	PF	Dq	Stl	TO	Blk	Pts	Avg
10-11	70	2	1375	212	515	.412	29	84	.345	142	168	.845	14	117	131	183	77	0	40	76	6	595	8.5
11-12	45	39	1530	266	583	.456	39	112	.348	129	148	.872	23	153	176	285	93	0	31	106	9	700	15.6
Totals	115	41	2905	478	1098	.435	68	196	.347	271	316	.858	37	270	307	468	170	0	71	182	15	1295	11.3
<b>Jackson, Bobby</b>				<b>6-1 • Guard • Minnesota</b>																			
Signed as a free agent on July 26, 2006.																							
Year	G	GS	Min	FG	FGA	Pct	3P	3PA	Pct	FT	FTA	Pct	Off	Def	Tot	Ast	PF	Dq	Stl	TO	Blk	Pts	Avg
06-07	56	2	1330	204	518	.394	54	165	.327	130	168	.774	42	136	178	141	98	0	50	78	6	592	10.6
07-08	46	0	891	116	296	.392	53	144	.368	40	49	.816	23	87	110	76	59	0	32	31	3	325	7.1
Totals	102	2	2221	320	814	.393	107	309	.346	170	217	.783	65	223	288	217	157	0	72	109	9	917	9.0
<b>Jackson, Jim</b>				<b>6-6 • Guard • Ohio State</b>																			
Acquired from Houston along with Bostjan Nachbar in exchange for David Wesley on Dec. 27, 2004. Traded to Phoenix along with a 2005 second round draft pick in exchange for Casey Jacobsen, Maciej Lampe and Jackson Vroman on Jan. 21, 2005. Never appeared in a regular season game																							
<b>Jackson, Marc</b>				<b>6-10 • Center • Temple</b>																			
Acquired along with Linton Johnson from the New Jersey Nets in exchange for Bostjan Nachbar on Feb. 23, 2006. Became a free agent following the 2006-07 season.																							
Year	G	GS	Min	FG	FGA	Pct	3P	3PA	Pct	FT	FTA	Pct	Off	Def	Tot	Ast	PF	Dq	Stl	TO	Blk	Pts	Avg
05-06	27	10	594	108	221	.489	1	2	.500	28	34	.824	56	72	128	22	56	1	8	37	2	245	9.1
06-07	56	25	1021	159	388	.410	0	1	.000	90	103	.874	62	130	192	58	89	0	21	65	7	408	6.5
Totals	83	35	1615	267	609	.438	1	3	.333	118	137	.861	118	202	320	80	145	1	29	102	9	653	7.9
<b>Jacobsen, Casey</b>				<b>6-6 • Guard/Forward • Stanford</b>																			
Acquired from Phoenix along with Maciej Lampe and Jackson Vroman in exchange for Jim Jackson and a 2005 second round draft pick on Jan. 21, 2005.. Became a free agent after the 2004-05 season.																							
Year	G	GS	Min	FG	FGA	Pct	3P	3PA	Pct	FT	FTA	Pct	Off	Def	Tot	Ast	PF	Dq	Stl	TO	Blk	Pts	Avg
04-05	44	1	1030	100	251	.398	32	88	.364	103	130	.792	18	82	100	76	48	0	22	44	7	335	7.6
<b>James, Mike</b>				<b>6-2 • Guard • Duquesne</b>																			
Acquired along with Bonzi Wells and cash considerations (from Houston) in a three-team trade that sent Bobby Jackson, Adam Haluska, a 2008 second round draft pick (from New Orleans) and the rights to Sergei Lishouk (from Memphis) to Houston, and forward Marcus Vinicius (from New Orleans), the rights to Malick Badiane and cash considerations (from Houston) to Memphis on Feb. 21, 2008... traded in exchange for Antonio Daniels from Washington on December 9, 2008.																							
Year	G	GS	Min	FG	FGA	Pct	3P	3PA	Pct	FT	FTA	Pct	Off	Def	Tot	Ast	PF	Dq	Stl	TO	Blk	Pts	Avg
07-08	21	0	183	22	64	.344	7	23	.304	6	6	1.000	3	14	17	6	12	0	4	7	0	57	2.7
08-09	8	0	74	8	25	.320	3	4	.750	1	2	.500	1	6	7	8	7	0	2	3	0	20	2.5
Totals	29	0	257	30	89	.337	10	27	.370	7	8	.875	4	20	24	14	19	0	6	10	0	77	2.7
<b>James, Tim</b>				<b>6-7 • Forward • Miami</b>																			
Acquired from Miami along with Jamal Mashburn, PJ Brown, Otis Thorpe and Rodney Buford in exchange for Eddie Jones, Anthony Mason, Ricky Davis and Dale Ellis on Aug. 1, 2000. Waived on Oct. 29, 2001.																							
Year	G	GS	Min	FG	FGA	Pct	3P	3PA	Pct	FT	FTA	Pct	Off	Def	Tot	Ast	PF	Dq	Stl	TO	Blk	Pts	Avg
00-01	30	0	197	16	52	.308	1	3	.333	12	14	.857	15	20	35	8	27	0	2	8	5	45	1.5

# TEAM HISTORY

## All-Time Roster

### Johnson, Carldell “Squeaky” 5-10 • Guard • UAB

Signed as a free agent on December 9, 2011. Waived on February 7, 2012.

Year	G	GS	Min	FG	FGA	Pct	3P	3PA	Pct	FT	FTA	Pct	Off	Def	Tot	Ast	PF	Dq	Stl	TO	Blk	Pts	Avg
11-12	15	0	118	11	35	.314	4	15	.267	1	3	.333	1	8	9	22	11	0	8	7	0	27	1.8

### Johnson, Chris 6-11 • Forward/Center • LSU

Claimed off waivers on March 19, 2012. Waived on April 18, 2012.

Year	G	GS	Min	FG	FGA	Pct	3P	3PA	Pct	FT	FTA	Pct	Off	Def	Tot	Ast	PF	Dq	Stl	TO	Blk	Pts	Avg
11-12	7	0	82	9	18	.500	0	0	.000	5	7	.714	7	15	22	1	13	0	5	8	1	23	3.3

### Johnson, Eddie 6-7 • Forward • Illinois

Acquired from Seattle along with Dana Barros and the right to switch 1994 first round draft picks in exchange for Kendall Gill on Sept. 1, 1993. Became an unrestricted free agent after 1993-94 season.

Year	G	GS	Min	FG	FGA	Pct	3P	3PA	Pct	FT	FTA	Pct	Off	Def	Tot	Ast	PF	Dq	Stl	TO	Blk	Pts	Avg
93-94	73	27	1460	339	738	.459	59	150	.393	99	127	.780	80	144	224	125	143	2	36	84	8	836	11.5

### Johnson, Larry 6-7 • Forward • Nevada-Las Vegas

Selected in the first round of the 1991 NBA Draft (first pick). Traded to New York in exchange for Anthony Mason and Brad Lohaus on July 14, 1996.

Year	G	GS	Min	FG	FGA	Pct	3P	3PA	Pct	FT	FTA	Pct	Off	Def	Tot	Ast	PF	Dq	Stl	TO	Blk	Pts	Avg
91-92	82	77	3047	616	1258	.490	5	22	.227	339	409	.829	323	576	899	292	225	3	81	160	51	1576	19.2
92-93	82	82	3323	728	1385	.526	18	71	.254	336	438	.767	281	583	864	353	187	0	53	227	27	1810	22.1
93-94	51	51	1757	346	672	.515	5	21	.238	137	197	.695	143	305	448	184	131	0	29	116	14	834	16.4
94-95	81	81	3234	585	1219	.480	81	210	.386	274	354	.774	190	395	585	369	174	2	78	207	28	1525	18.8
95-96	81	81	3274	583	1225	.476	67	183	.366	427	564	.757	249	434	683	355	173	0	55	182	43	1660	20.5
Totals	377	372	14635	2858	5759	.496	176	507	.347	1513	1962	.771	1186	2293	3479	1553	890	5	296	892	163	7405	19.6

### Johnson III, Linton 6-8 • Forward • Tulane

Acquired along with Marc Jackson from the New Jersey Nets in exchange for Bostjan Nachbar on Feb. 23, 2006. Became a free agent following the 2006-07 season.

Year	G	GS	Min	FG	FGA	Pct	3P	3PA	Pct	FT	FTA	Pct	Off	Def	Tot	Ast	PF	Dq	Stl	TO	Blk	Pts	Avg
05-06	27	7	489	56	139	.403	13	36	.361	17	23	.739	40	75	115	12	54	2	10	24	12	142	5.3
06-07	54	0	720	93	190	.489	10	30	.333	30	37	.811	53	110	163	18	101	0	33	27	18	226	4.2
Totals	81	7	1209	149	329	.453	23	66	.348	47	60	.783	93	185	278	30	155	2	43	51	30	368	4.5

### Johnson, Trey 6-5 • Guard • Jackson State

Signed as a free agent on December 9, 2011. Waived on January 27, 2012.

Year	G	GS	Min	FG	FGA	Pct	3P	3PA	Pct	FT	FTA	Pct	Off	Def	Tot	Ast	PF	Dq	Stl	TO	Blk	Pts	Avg
11-12	11	0	61	8	14	.571	0	0	.000	5	5	1.000	3	9	12	4	10	0	1	5	0	21	1.9

### Jones, Eddie 6-6 • Guard • Temple

Acquired from L.A. Lakers along with Elden Campbell in exchange for Glen Rice, B.J. Armstrong and J.R. Reid on March 10, 1999. Became a free agent after 1999-2000 season.

Year	G	GS	Min	FG	FGA	Pct	3P	3PA	Pct	FT	FTA	Pct	Off	Def	Tot	Ast	PF	Dq	Stl	TO	Blk	Pts	Avg
98-99	30	30	1157	164	368	.446	28	78	.359	153	191	.801	30	88	118	125	86	1	90	72	34	509	17.0
99-00	72	72	2807	478	1119	.427	128	341	.375	362	419	.864	81	262	343	305	176	1	192	160	49	1446	20.1
Totals	102	102	3964	642	1487	.432	156	419	.372	515	610	.844	111	350	461	430	262	2	282	232	83	1955	19.2

### Jones, Solomon 6-10 • Forward • South Florida

Signed a 10-day contract on February 15, 2012. Signed a second 10-day contract on February 25, 2012.

Year	G	GS	Min	FG	FGA	Pct	3P	3PA	Pct	FT	FTA	Pct	Off	Def	Tot	Ast	PF	Dq	Stl	TO	Blk	Pts	Avg
11-12	11	1	196	23	53	.434	0	0	.000	15	18	.833	21	20	41	7	31	1	5	13	6	61	5.5

### Kaman, Chris 7-0 • Center • Central Michigan

Acquired from the LA Clippers along with Al-Farouq Aminu, Eric Gordon and a 2012 first round draft pick for Chris Paul and two 2015 second round draft picks on December 14th, 2011. Became a free agent following the 2011-12 season.

Year	G	GS	Min	FG	FGA	Pct	3P	3PA	Pct	FT	FTA	Pct	Off	Def	Tot	Ast	PF	Dq	Stl	TO	Blk	Pts	Avg
11-12	47	33	1371	266	597	.446	0	0	.000	84	107	.785	89	275	364	101	106	0	25	129	77	616	13.1

### Kempton, Tim 6-10 • Center • Notre Dame

Signed as a free agent on Aug. 17, 1988. Traded to Denver in exchange for a 1991 second round draft pick on Sept. 11, 1989. Signed two consecutive 10-day contracts on Feb. 16, 1994. Became a free agent on March 7, 1994.

Year	G	GS	Min	FG	FGA	Pct	3P	3PA	Pct	FT	FTA	Pct	Off	Def	Tot	Ast	PF	Dq	Stl	TO	Blk	Pts	Avg
88-89	79	0	1341	171	335	.510	0	1	.000	142	207	.686	91	213	304	102	215	3	41	121	14	484	6.1
93-94	9	0	103	9	26	.346	0	0	—	7	10	.700	6	8	14	6	25	0	4	4	1	25	2.8
Totals	88	0	1444	180	361	.499	0	1	.000	149	217	.687	97	221	318	108	240	3	45	125	15	509	5.8

### Keys, Randolph 6-7 • Forward • Southern Mississippi

Acquired from Cleveland in exchange for a 1991 second round draft pick on Feb. 22, 1990. Waived on July 12, 1991.

Year	G	GS	Min	FG	FGA	Pct	3P	3PA	Pct	FT	FTA	Pct	Off	Def	Tot	Ast	PF	Dq	Stl	TO	Blk	Pts	Avg
89-90	32	5	723	142	319	.445	12	33	.364	40	58	.690	48	68	116	49	107	1	30	37	6	336	10.5
90-91	44	0	473	59	145	.407	3	14	.214	19	33	.576	40	60	100	18	93	0	22	35	15	140	3.2
Totals	76	5	1196	201	464	.433	15	47	.319	59	91	.648	88	128	216	67	200	1	52	72	21	476	6.3

### Kite, Greg 6-11 • Center • Brigham Young

Signed as a free agent on March 29, 1989. Became an unrestricted free agent after 1988-89 season.

Year	G	GS	Min	FG	FGA	Pct	3P	3PA	Pct	FT	FTA	Pct	Off	Def	Tot	Ast	PF	Dq	Stl	TO	Blk	Pts	Avg
88-89	12	12	213	16	30	.533	0	0	—	6	10	.600	15	38	53	7	43	1	4	12	8	38	3.2

## All-Time Roster

**Lampe, Maciej** **6-11 • Forward/Center • Poland**

Acquired from Phoenix along with Casey Jacobsen and Jackson Vroman in exchange for Jim Jackson and a 2005 second round draft pick on Jan. 21, 2005. Traded to the Houston Rockets in exchange for Moochie Norris and cash considerations on Feb. 13, 2006.

Year	G	GS	Min	FG	FGA	Pct	3P	3PA	Pct	FT	FTA	Pct	Off	Def	Tot	Ast	PF	Dq	Stl	TO	Blk	Pts	Avg
04-05	21	0	261	32	83	.386	0	1	.000	7	10	.700	15	42	57	10	31	0	4	7	5	71	3.4
05-06	2	0	16	0	4	.000	0	0	---	0	0	---	1	3	4	2	2	0	0	1	0	0	0.0
Totals	23	0	277	32	87	.368	0	1	.000	7	10	.700	16	45	61	12	33	0	4	8	5	71	3.1

**Landry, Carl** **6-9 • Forward • Purdue**

Acquired from Sacramento for Marcus Thornton and cash on February 23, 2011...Re-signed by the Hornets on December 17, 2011. Became a free agent following the 2011-12 season.

Year	G	GS	Min	FG	FGA	Pct	3P	3PA	Pct	FT	FTA	Pct	Off	Def	Tot	Ast	PF	Dq	Stl	TO	Blk	Pts	Avg
10-11	23	10	602	107	203	.527	0	1	.000	58	73	.795	38	56	94	13	71	1	10	27	12	272	11.8
11-12	41	8	998	182	362	.503	0	3	.000	147	184	.799	78	136	214	38	89	0	13	64	12	511	12.5
Totals	64	18	1600	289	565	.512	0	4	.000	205	257	.798	116	192	308	51	160	1	23	91	24	783	12.2

**Lang, James** **6-10 • Center • Central Park Christian School (HS)**

Selected in the second round (48th pick overall) of the 2003 NBA Draft. Waived on Dec. 29, 2003. Never appeared in a regular season game.

**Leckner, Eric** **6-11 • Center • Wyoming**

Acquired from Sacramento in exchange for second round draft picks in 1993 and 1995 on Jan. 29, 1991. Became an unrestricted free agent after 1991-92 season. Signed to 10-day contract on Jan. 28, 1997. Waived on Jan. 30, 1997.

Year	G	GS	Min	FG	FGA	Pct	3P	3PA	Pct	FT	FTA	Pct	Off	Def	Tot	Ast	PF	Dq	Stl	TO	Blk	Pts	Avg
90-91	40	2	744	92	198	.465	0	0	---	46	84	.548	55	153	208	21	123	3	10	44	11	230	5.8
91-92	59	2	716	79	154	.513	0	1	.000	38	51	.745	49	157	206	31	114	1	9	39	18	196	3.3
96-97	1	0	11	0	3	.000	0	0	---	0	0	---	0	1	1	1	3	0	0	0	0	0	0.0
Totals	100	4	1471	171	355	.482	0	1	.000	84	135	.622	104	311	415	53	240	4	19	83	29	426	4.3

**Lewis, Ralph** **6-6 • Guard • LaSalle**

Selected in the ninth round of 1988 NBA Expansion Draft (18th pick) from Detroit on June 23, 1988. Waived on March 29, 1989. Signed as free agent on April 13, 1990. Became an unrestricted free agent after 1989-90 season.

Year	G	GS	Min	FG	FGA	Pct	3P	3PA	Pct	FT	FTA	Pct	Off	Def	Tot	Ast	PF	Dq	Stl	TO	Blk	Pts	Avg
88-89	42	0	336	58	121	.479	1	3	.333	19	39	.487	35	26	61	15	28	0	11	24	3	136	3.2
89-90	3	0	20	4	6	.667	0	0	---	2	2	1.000	4	2	6	0	2	0	1	1	0	10	3.3
Totals	45	0	356	62	127	.488	1	3	.333	21	41	.512	39	28	67	15	30	0	12	25	3	146	3.2

**Lewis, Rashard** **6-10 • Forward • Alief Elsik High School (HS)**

Acquired from Washington along with teh 46th pick in the 2012 NBA Draft for forward Trevor Ariza and center Emeka Okafor on June 20, 2012. Waived on June 30, 2012. Never appeared in a regular season game.

**Livingston, Randy** **6-4 • Guard • Louisiana State**

Signed to a 10-day contract on Jan. 27, 2003. Released on Feb. 5, 2003.

Year	G	GS	Min	FG	FGA	Pct	3P	3PA	Pct	FT	FTA	Pct	Off	Def	Tot	Ast	PF	Dq	Stl	TO	Blk	Pts	Avg
02-03	2	0	12	2	4	.500	0	0	---	2	2	1.000	0	0	0	1	0	0	0	0	0	6	3.0

**Lowe, Sidney** **6-0 • Guard • North Carolina State**

Signed two consecutive 10-day contracts on March 27, 1989. Signed for the remainder of season on April 16, 1989. Became an unrestricted free agent after 1988-89 season.

Year	G	GS	Min	FG	FGA	Pct	3P	3PA	Pct	FT	FTA	Pct	Off	Def	Tot	Ast	PF	Dq	Stl	TO	Blk	Pts	Avg
88-89	14	0	250	8	25	.320	0	2	.000	7	11	.636	6	28	34	93	28	0	14	9	0	23	1.6

**Lynch, George** **6-8 • Forward • North Carolina**

Acquired along with Robert Traylor and Jerome Moiso from Philadelphia and Chris Porter from Golden State in a three-team deal that sent Derrick Coleman (from Charlotte), Corie Blount and Von-teego Cummings (from Golden State) to Philadelphia and Cedric Henderson (from Philadelphia) and a conditional first round draft pick from Philadelphia to Golden State on Oct. 25, 2001. Wavied on Oct. 28, 2005.

Year	G	GS	Min	FG	FGA	Pct	3P	3PA	Pct	FT	FTA	Pct	Off	Def	Tot	Ast	PF	Dq	Stl	TO	Blk	Pts	Avg
01-02	45	18	893	73	198	.369	1	6	.167	25	40	.625	70	116	186	54	75	1	40	41	14	172	3.8
02-03	81	32	1497	147	359	.409	28	79	.354	41	74	.554	139	214	353	104	136	1	66	52	19	363	4.5
03-04	78	51	1701	149	375	.397	43	139	.309	34	51	.667	96	216	312	117	159	1	48	64	18	375	4.8
04-05	44	27	933	68	189	.360	11	37	.297	17	23	.739	55	119	174	88	83	0	32	57	12	164	3.7
Totals	248	128	5024	437	1121	.390	83	261	.318	117	188	.622	360	665	1025	363	453	3	186	214	63	1074	4.3

**Lynch, Kevin** **6-5 • Guard • Minnesota**

Selected in the second round of the 1991 NBA Draft (28th pick). Waived on Nov. 5, 1993.

Year	G	GS	Min	FG	FGA	Pct	3P	3PA	Pct	FT	FTA	Pct	Off	Def	Tot	Ast	PF	Dq	Stl	TO	Blk	Pts	Avg
91-92	55	3	819	93	223	.417	3	8	.375	35	46	.761	30	55	85	83	107	0	37	44	9	224	4.1
92-93	40	8	324	30	59	.508	0	1	.000	26	38	.684	12	23	35	25	44	0	11	24	6	86	2.2
Totals	95	11	1143	123	282	.436	3	9	.333	61	84	.726	42	78	120	108	151	0	48	68	15	310	3.3

**Macijauskas, Arvydas** **6-4 • Guard • Lithuania**

Signed as a free agent on Aug. 2, 2005. Waived on July 12, 2006.

Year	G	GS	Min	FG	FGA	Pct	3P	3PA	Pct	FT	FTA	Pct	Off	Def	Tot	Ast	PF	Dq	Stl	TO	Blk	Pts	Avg
05-06	19	0	135	14	41	.341	3	12	.250	13	15	.867	3	7	10	5	10	0	7	8	0	44	2.3

**Magloire, Jamaal** **6-10 • Center • Kentucky**

Selected by the Hornets in the first round (19th overall) of the 2000 NBA Draft on June 28, 2000. Traded to the Milwaukee Bucks in exchange for forward Desmond Mason, an unconditional first round pick and cash considerations on Oct. 26, 2005.

Year	G	GS	Min	FG	FGA	Pct	3P	3PA	Pct	FT	FTA	Pct	Off	Def	Tot	Ast	PF	Dq	Stl	TO	Blk	Pts	Avg
00-01	74	0	1095	122	271	.450	0	2	.000	95	145	.655	103	192	295	27	139	0	18	61	78	339	4.6
01-02	82	8	1549	228	414	.551	0	1	.000	243	333	.730	153	308	461	31	201	0	27	118	86	699	8.5
02-03	82	82	2443	305	635	.480	0	3	.000	231	322	.717	260	464	724	88	276	4	49	158	111	841	10.3
03-04	82	82	2777	383	809	.473	0	1	.000	353	470	.751	268	579	847	86	278	6	43	201	101	1119	13.6
04-05	23	22	703	98	227	.432	0	0	---	74	123	.602	79	126	205	29	74	0	8	59	23	270	11.7
Totals	343	194	8567	1136	2356	.482	0	7	.000	996	1393	.715	863	1669	2532	261	968	10	145	597	399	3268	9.5

# TEAM HISTORY

## All-Time Roster

### Marks, Sean

#### 6-10 • Forward/Center • California

Signed as a free agent on August 26, 2008...signed as a free agent on August 27, 2009...became a free agent following the 2009-10 season.

Year	G	GS	Min	FG	FGA	Pct	3P	3PA	Pct	FT	FTA	Pct	Off	Def	Tot	Ast	PF	Dq	Stl	TO	Blk	Pts	Avg
08-09	60	5	838	80	165	.485	2	10	.200	30	44	.682	62	125	187	14	121	0	7	35	33	192	3.2
09-10	14	0	75	4	8	.500	0	0	—	2	5	.400	14	9	23	2	17	0	0	2	3	10	0.7
Totals	74	5	913	84	173	.486	2	10	.200	32	49	.653	76	134	210	16	138	0	7	37	36	202	2.7

### Mason, Anthony

#### 6-8 • Forward • Tennessee State

Acquired from New York along with Brad Lohaus in exchange for Larry Johnson on July 14, 1996. Traded to Miami along with Eddie Jones, Ricky Davis and Dale Ellis in exchange for Jamal Mashburn, P.J Brown, Otis Thorpe, Tim James and Rodney Buford on Aug. 1, 2000.

Year	G	GS	Min	FG	FGA	Pct	3P	3PA	Pct	FT	FTA	Pct	Off	Def	Tot	Ast	PF	Dq	Stl	TO	Blk	Pts	Avg
96-97	73	73	3143	433	825	.525	1	3	.333	319	428	.745	186	643	829	414	202	3	76	165	33	1186	16.2
97-98	81	80	3148	389	764	.509	0	4	.000	261	402	.649	177	649	826	342	182	1	68	146	18	1039	12.8
98-99	Did not appear in a regular season game - Injured																						
99-00	82	81	3133	317	661	.480	0	1	.000	314	421	.746	145	554	699	367	220	0	74	160	29	948	11.6
Totals	236	234	9424	1139	2250	.506	1	8	.125	894	1251	.715	508	1846	2354	1123	604	4	218	471	80	3173	13.4

### Mason, Desmond

#### 6-5 • Forward/Guard • Oklahoma State

Acquired along with an unconditional first round pick in the 2006 NBA Draft and cash considerations from the Milwaukee Bucks in exchange for Jamaal Magloire on Oct. 26, 2005. Became a free agent following the 2006-07 season.

Year	G	GS	Min	FG	FGA	Pct	3P	3PA	Pct	FT	FTA	Pct	Off	Def	Tot	Ast	PF	Dq	Stl	TO	Blk	Pts	Avg
05-06	70	55	2102	275	690	.399	1	6	.167	206	302	.682	64	234	298	66	136	1	42	113	17	757	10.8
06-07	75	75	2575	407	900	.452	0	0	---	214	323	.663	124	221	345	115	174	1	52	192	22	1028	13.7
Totals	145	130	4677	682	1590	.429	1	6	.167	420	625	.672	188	455	643	181	310	2	94	305	39	1785	12.3

### Massenburg, Tony

#### 6-8 • Forward • Maryland

Signed as a free agent on Dec. 10, 1991. Waived on Jan. 7, 1992.

Year	G	GS	Min	FG	FGA	Pct	3P	3PA	Pct	FT	FTA	Pct	Off	Def	Tot	Ast	PF	Dq	Stl	TO	Blk	Pts	Avg
91-92	3	0	13	0	3	.000	0	0	---	1	2	.500	1	3	4	0	2	0	1	4	0	1	0.3

### Maxwell, Vernon

#### 6-4 • Guard • Florida

Signed to a 10-day contract on Feb. 3, 1998. Signed for the remainder of the season on Feb. 13, 1998. Became a free agent after 1997-98 season.

Year	G	GS	Min	FG	FGA	Pct	3P	3PA	Pct	FT	FTA	Pct	Off	Def	Tot	Ast	PF	Dq	Stl	TO	Blk	Pts	Avg
97-98	31	0	467	77	180	.428	31	86	.360	25	34	.735	9	35	44	40	51	1	14	28	3	210	6.8

### Ilunga-Mbenga, Didier

#### 7-0 • Center • Democratic Republic of the Congo

Signed as a free agent on October 13, 2010. Became a free agent following the 2010-11 season.

Year	G	GS	Min	FG	FGA	Pct	3P	3PA	Pct	FT	FTA	Pct	Off	Def	Tot	Ast	PF	Dq	Stl	TO	Blk	Pts	Avg
10-11	41	0	330	23	49	.469	0	0	---	13	18	.722	35	51	86	6	52	0	6	21	21	59	1.4

### McDonald, Michael

#### 6-10 • Center • New Orleans

Signed to a 10-day contract on Jan. 22, 1998. Became a free agent on Jan. 31, 1998.

Year	G	GS	Min	FG	FGA	Pct	3P	3PA	Pct	FT	FTA	Pct	Off	Def	Tot	Ast	PF	Dq	Stl	TO	Blk	Pts	Avg
97-98	1	0	4	0	0	---	0	0	---	0	0	---	1	0	1	0	1	0	0	2	0	0	0.0

### Mensah-Bonsu, Pops

#### 6-9 • Center • George Washington

Signed as a free agent on September 24, 2010. Waived by New Orleans on January 4, 2011.

Year	G	GS	Min	FG	FGA	Pct	3P	3PA	Pct	FT	FTA	Pct	Off	Def	Tot	Ast	PF	Dq	Stl	TO	Blk	Pts	Avg
10-11	7	0	35	1	3	.333	0	0	---	0	0	---	3	8	11	2	11	0	0	2	0	2	0.3

### Miller, Brad

#### 6-11 • Center • Purdue

Signed as a free agent on Jan. 21, 1999. Became a free agent after 1999-2000 season.

Year	G	GS	Min	FG	FGA	Pct	3P	3PA	Pct	FT	FTA	Pct	Off	Def	Tot	Ast	PF	Dq	Stl	TO	Blk	Pts	Avg
98-99	38	0	469	78	138	.565	1	2	.500	81	102	.794	35	82	117	22	65	0	9	32	18	238	6.3
99-00	55	4	961	135	293	.461	0	2	.000	153	195	.785	113	180	293	45	111	1	23	48	35	423	7.7
Totals	93	4	1430	213	431	.494	1	4	.250	234	297	.788	148	262	410	67	176	1	32	80	53	661	7.1

### Miskiri, Jason

#### 6-2 • Guard • George Mason

Signed as a free agent on Oct. 4, 1999. Waived on Nov. 8, 1999.

Year	G	GS	Min	FG	FGA	Pct	3P	3PA	Pct	FT	FTA	Pct	Off	Def	Tot	Ast	PF	Dq	Stl	TO	Blk	Pts	Avg
99-00	1	0	3	0	1	.000	0	1	.000	0	0	---	0	0	0	1	2	0	0	0	0	0	0.0

### Moiso, Jerome

#### 6-10 • Forward • UCLA

Acquired along with Robert Traylor and George Lynch from Philadelphia and Chris Porter from Golden State in a three-team trade which sent Derrick Coleman (from Charlotte), Corie Blount and Vonteego Cummings (from Golden State) to Philadelphia and Cedric Henderson (from Philadelphia) and a conditional first round draft pick from Philadelphia to Golden State on Oct. 25, 2001. Became a free agent after 2002-03 season.

Year	G	GS	Min	FG	FGA	Pct	3P	3PA	Pct	FT	FTA	Pct	Off	Def	Tot	Ast	PF	Dq	Stl	TO	Blk	Pts	Avg
01-02	15	0	76	8	20	.400	0	0	---	0	0	.000	4	21	25	4	12	0	3	8	2	16	1.1
02-03	51	1	644	89	171	.520	0	0	---	27	41	.659	59	119	178	22	87	1	19	46	44	205	4.0
Totals	66	2	720	97	191	.508	0	0	---	27	41	.659	63	140	203	26	99	1	22	54	46	221	3.3

### Mourning, Alonzo

#### 6-10 • Center • Georgetown

Selected in the first round of the 1992 NBA Draft (second pick). Traded to Miami along with LeRon Ellis and Pete Myers in exchange for Glen Rice, Khalid Reeves, Matt Geiger and 1996 first round draft pick on Nov. 3, 1995.

Year	G	GS	Min	FG	FGA	Pct	3P	3PA	Pct	FT	FTA	Pct	Off	Def	Tot	Ast	PF	Dq	Stl	TO	Blk	Pts	Avg
92-93	78	78	2644	572	1119	.511	0	3	.000	495	634	.781	263	542	805	76	286	6	27	236	271	1639	21.0
93-94	60	59	2018	427	845	.505	0	2	.000	433	568	.762	177	433	610	86	207	3	27	199	188	1287	21.5
94-95	77	77	2941	571	1101	.519	11	34	.324	490	644	.761	200	561	761	111	275	5	49	241	225	1643	21.3
Totals	215	214	7603	1570	3065	.512	11	39	.282	1418	1846	.768	640	1536	2176	273	768	14	103	676	684	4569	21.3

<b>Myers, Pete</b>	<b>6-8 • Guard/Forward • Ark.-Little Rock</b>
Signed as a free agent on Oct. 3, 1995. Traded to Miami along with Alonzo Mourning and LeRon Ellis in exchange for Glen Rice, Khalid Reeves, Matt Geiger and a 1996 first round draft pick on Nov. 3, 1995. Signed as a free agent on Feb. 16, 1996. Became a free agent after 1995-96 season.	

**Nachbar, Bostjan**      **6-9 • Forward • Slovenia**

Year	G	GS	Min	FG	FGA	Pct	3P	3PA	Pct	FT	FTA	Pct	Off	Def	Tot	Ast	PF	Dq	Stl	TO	Blk	Pts	Avg
04-05	55	4	1137	146	368	.397	65	175	.371	88	105	.838	20	132	152	65	153	1	28	68	16	445	8.1
05-06	25	13	405	42	124	.339	17	57	.298	25	36	.694	4	45	49	22	52	0	13	20	5	126	5.0
Totals	80	17	1542	188	492	.382	82	232	.353	113	141	.801	24	177	201	87	205	1	41	88	21	571	7.1

Selected in the second round (43rd overall) of the 1999 NBA Draft. Signed to a contract on Aug. 18, 2000. Waived on Oct. 23, 2002. Signed as a free agent on Sept. 30, 2004. Became a free agent after the 2004-05 season.

**Newman, Johnny** 6-7 • Forward • Richmond

**Norris, Moochie**      **6-1 • Guard • West Florida**

**Okafor, Emeka** 6-10 • Forward/Center • Connecticut

**Overton, Doug** 6-3 • Guard • La Salle

Pack, Robert 6-2 • Guard • USC

Pargo, Jannero 6-1 • Guard • Arkansas

Parish, Robert 7-1 • Center • Centenary

Drafted with the fourth overall pick in the first round of the 2005 NBA Draft. Signed an extension on July 9, 2008. Traded to the Los Angeles Clippers with two 2015 second-round picks in exchange for Eric Gordon, Chris Kaman, Al-Farouq Aminu and Minnesota's 2012 unprotected first-round pick on December 14, 2011.

# TEAM HISTORY

## All-Time Roster

<b>Pavlovic, Sasha</b>			<b>6-8 • Guard/Forward • Montenegro</b>																				
Signed to a 10-day contract on February 4, 2011. Signed as a free agent with Boston on March 3, 2011.																							
Year	G	GS	Min	FG	FGA	Pct	3P	3PA	Pct	FT	FTA	Pct	Off	Def	Tot	Ast	PF	Dq	Stl	TO	Blk	Pts	Avg
10-11	4	1	50	2	11	.182	0	5	.000	0	0	---	0	6	6	6	4	0	0	1	4	4	1.0
<b>Perry, Elliot</b>			<b>6-0 • Guard • Memphis St.</b>																				
Signed as a free agent on Dec. 9, 1991. Became an unrestricted free agent after 1991-92 season.																							
Year	G	GS	Min	FG	FGA	Pct	3P	3PA	Pct	FT	FTA	Pct	Off	Def	Tot	Ast	PF	Dq	Stl	TO	Blk	Pts	Avg
91-92	40	0	371	43	114	.377	1	5	.200	26	39	.667	12	20	32	64	26	0	25	37	2	113	2.8
<b>Person, Chuck</b>			<b>6-8 • Forward • Auburn</b>																				
Signed as a free agent on Jan. 26, 1999. Became a free agent after 1998-99 season.																							
Year	G	GS	Min	FG	FGA	Pct	3P	3PA	Pct	FT	FTA	Pct	Off	Def	Tot	Ast	PF	Dq	Stl	TO	Blk	Pts	Avg
98-99	50	21	990	112	289	.388	55	157	.350	24	32	.750	17	115	132	60	90	0	20	41	8	303	6.1
<b>Peterson, Morris</b>			<b>6-7 • Forward/Guard • Michigan State</b>																				
Signed as a free agent on July 23, 2007.																							
Year	G	GS	Min	FG	FGA	Pct	3P	3PA	Pct	FT	FTA	Pct	Off	Def	Tot	Ast	PF	Dq	Stl	TO	Blk	Pts	Avg
07-08	76	76	1796	215	516	.417	113	287	.394	65	85	.765	36	170	206	67	125	0	47	41	7	608	8.0
08-09	43	9	515	73	183	.399	33	85	.388	12	19	.632	13	71	84	16	51	0	15	15	2	191	4.4
09-10	46	39	973	116	301	.385	62	171	.363	33	54	.611	17	109	126	41	81	0	25	27	5	327	7.1
Totals	165	124	3283	404	1000	.404	208	543	.383	110	158	.696	66	350	416	124	257	0	87	83	14	1126	6.8
<b>Phills, Bobby</b>			<b>6-5 • Guard/Forward • Southern</b>																				
Signed as a free agent on Aug. 19, 1997.																							
Year	G	GS	Min	FG	FGA	Pct	3P	3PA	Pct	FT	FTA	Pct	Off	Def	Tot	Ast	PF	Dq	Stl	TO	Blk	Pts	Avg
97-98	62	61	1887	246	552	.446	44	114	.386	106	140	.757	59	157	216	187	181	2	81	108	18	642	10.4
98-99	43	43	1574	215	497	.433	68	172	.395	115	168	.685	39	135	174	149	124	1	60	92	25	613	14.3
99-00	28	9	825	152	335	.454	30	91	.330	47	65	.723	17	54	71	79	72	2	41	48	8	381	13.6
Totals	133	113	4286	613	1384	.443	142	377	.377	268	373	.718	115	346	461	415	377	5	182	248	51	1636	12.3
<b>Pickett, Tim</b>			<b>6-4 • Guard • Florida State</b>																				
Selected in the second round in the 2004 NBA Draft (44th pick). Waived on Nov. 19, 2004. Never appeared in a regular season game																							
<b>Pierce, Ricky</b>			<b>6-4 • Guard • Rice</b>																				
Acquired from Denver in exchange for George Zidek and Anthony Goldwire on Feb. 20, 1997. Waived on Aug. 19, 1997.																							
Year	G	GS	Min	FG	FGA	Pct	3P	3PA	Pct	FT	FTA	Pct	Off	Def	Tot	Ast	PF	Dq	Stl	TO	Blk	Pts	Avg
96-97	27	17	650	119	237	.502	30	56	.536	56	63	.889	19	49	68	49	48	0	14	30	4	324	12.0
<b>Pondexter, Quincy</b>			<b>6-6 • Guard/Forward • Washington</b>																				
Acquired from Oklahoma City with Craig Brackins in exchange for Cole Aldrich and Morris Peterson on June 24, 2010.																							
Year	G	GS	Min	FG	FGA	Pct	3P	3PA	Pct	FT	FTA	Pct	Off	Def	Tot	Ast	PF	Dq	Stl	TO	Blk	Pts	Avg
10-11	66	6	734	73	180	.406	18	50	.360	24	34	.706	23	65	88	28	63	0	17	16	10	188	2.8
<b>Posey, James</b>			<b>6-8 • Forward • Xavier (Ohio)</b>																				
Signed as a free agent on July 18, 2008...traded to Indiana along with Darren Collison in a four-team trade on Aug. 11, 2010.																							
Year	G	GS	Min	FG	FGA	Pct	3P	3PA	Pct	FT	FTA	Pct	Off	Def	Tot	Ast	PF	Dq	Stl	TO	Blk	Pts	Avg
08-09	75	0	2140	216	524	.412	116	314	.369	120	146	.822	38	324	362	82	216	1	58	79	21	668	8.9
09-10	77	2	1731	126	345	.365	81	242	.335	66	80	.825	32	297	329	117	204	1	42	51	19	399	5.2
Totals	152	2	3871	342	869	.394	197	556	.354	186	226	.823	70	621	691	199	420	2	100	130	40	1067	7.0
<b>Rambis, Kurt</b>			<b>6-8 • Forward • Santa Clara</b>																				
Signed as a free agent on July 28, 1988. Traded to Phoenix along with second round draft picks in 1990 and 1991 in exchange for Armon Gilliam on Dec. 13, 1989.																							
Year	G	GS	Min	FG	FGA	Pct	3P	3PA	Pct	FT	FTA	Pct	Off	Def	Tot	Ast	PF	Dq	Stl	TO	Blk	Pts	Avg
88-89	75	75	2233	325	627	.518	0	3	.000	182	248	.734	269	434	703	159	208	4	100	148	57	832	11.1
89-90	16	16	448	58	116	.500	0	1	.000	30	55	.545	48	72	120	28	45	0	32	29	10	146	9.1
Totals	91	91	2681	383	743	.515	0	4	.000	212	303	.700	317	506	823	187	253	4	132	177	67	978	10.7
<b>Recasner, Eldridge</b>			<b>6-3 • Guard • Washington</b>																				
Signed as a free agent on Jan. 21, 1999. Waived on Nov. 19, 2001.																							
Year	G	GS	Min	FG	FGA	Pct	3P	3PA	Pct	FT	FTA	Pct	Off	Def	Tot	Ast	PF	Dq	Stl	TO	Blk	Pts	Avg
98-99	44	2	708	82	184	.446	24	60	.400	34	39	.872	20	57	77	91	66	0	17	58	1	222	5.0
99-00	7	0	28	3	7	.429	1	4	.250	0	0	---	0	4	4	5	1	0	0	0	0	7	1.0
00-01	43	0	403	38	114	.333	13	39	.333	14	18	.778	13	37	50	39	30	0	6	27	1	103	2.4
01-02	1	0	2	0	0	.000	0	0	.000	0	0	.000	0	0	0	0	1	0	0	0	0	0	0.0
Totals	95	2	1141	123	305	.403	38	103	.369	48	57	.842	33	98	131	135	98	0	23	85	2	332	3.5
<b>Reeves, Khalid</b>			<b>6-3 • Guard • Arizona</b>																				
Acquired from Miami along with Glen Rice, Matt Geiger and a 1996 first round draft pick in exchange for Alonzo Mourning, Pete Myers and LeRon Ellis on Nov. 3, 1995. Traded to New Jersey along with Kendall Gill in exchange for Kenny Anderson and Gerald Glass on Jan. 19, 1996.																							
Year	G	GS	Min	FG	FGA	Pct	3P	3PA	Pct	FT	FTA	Pct	Off	Def	Tot	Ast	PF	Dq	Stl	TO	Blk	Pts	Avg
95-96	20	5	418	54	118	.458	11	36	.306	43	51	.843	11	29	40	72	46	0	16	30	1	162	8.1

## Reid, J.R. 6-9 • Forward/Center • North Carolina

Year	G	GS	Min	FG	FGA	Pct	3P	3PA	Pct	FT	FTA	Pct	Off	Def	Tot	Ast	PF	Dq	Stl	TO	Blk	Pts	Avg
89-90	82	82	27.57	35.8	81.4	.440	0	5	.000	1.92	2.89	.664	1.99	4.92	6.91	1.01	2.92	7	9.2	1.72	5.4	9.08	11.1
90-91	80	80	24.67	3.60	7.73	.466	0	2	.000	1.82	2.59	.703	1.54	3.48	5.02	.89	2.86	6	8.7	1.53	4.7	9.02	11.3
91-92	51	7	12.57	2.13	4.35	.496	0	3	.000	1.34	1.90	.705	.96	2.21	3.17	.81	1.59	0	4.9	.84	2.3	5.60	11.0
92-93	17	1	2.95	4.2	.98	.429	0	1	.000	.43	.58	.741	.20	5.0	.70	.24	.49	1	11	.24	.5	1.27	7.5
97-98	79	1	11.09	1.46	3.18	.459	3	8	.375	.89	1.22	.730	.72	1.38	2.10	.51	1.72	1	3.5	.65	1.9	3.84	4.9
98-99	16	16	5.56	.88	1.69	.521	0	0	---	.67	.84	.798	.21	.92	1.13	.25	.63	2	2.2	.28	1.0	2.43	15.2
Totals	325	187	8.441	12.07	26.07	.463	3	19	.158	7.07	10.02	.706	5.62	13.41	19.03	3.71	10.21	17	2.96	5.26	1.58	31.24	9.6

Year	G	GS	Min	FG	FGA	Pct	3P	3PA	Pct	FT	FTA	Pct	Off	Def	Tot	Ast	PF	Dq	Stl	TO	Blk	Pts	Avg
88-89	82	54	2152	519	1214	.428	17	52	.327	152	196	.776	82	220	302	153	235	2	53	106	20	1207	14.7
89-90	60	27	1117	162	414	.391	9	29	.310	50	78	.641	33	110	143	82	136	0	36	44	14	383	6.4
Totals	142	81	3269	681	1628	.418	26	81	.321	202	274	.737	115	330	445	235	371	2	89	150	34	1590	11.2

Year	G	GS	Min	FG	FGA	Pct	3P	3PA	Pct	FT	FTA	Pct	Off	Def	Tot	Ast	PF	Dq	Stl	TO	Blk	Pts	Avg
95-96	79	79	3142	610	1296	.471	171	403	.424	319	381	.837	86	292	378	232	217	1	91	163	19	1710	21.6
96-97	79	78	3362	722	1513	.477	207	440	.470	464	535	.867	67	251	318	160	190	0	72	177	26	2115	26.8
97-98	82	82	3295	634	1386	.457	130	300	.433	428	504	.849	89	264	353	182	200	0	77	182	22	1826	22.3
98-99	Did not appear in a regular season game - Injured																						
Totals	240	239	9799	1966	4195	.469	508	1143	.444	1211	1420	.853	242	807	1049	574	607	1	240	522	67	5651	23.5

Year	G	GS	Min	FG	FGA	Pct	3P	3PA	Pct	FT	FTA	Pct	Off	Def	Tot	Ast	PF	Dq	Stl	TO	Blk	Pts	Avg
00-01	3	0	13	0	2	.000	0	1	.000	0	0	.000	0	1	1	1	3	0	0	2	0	0	0.0

Year	G	GS	Min	FG	FGA	Pct	3P	3PA	Pct	FT	FTA	Pct	Off	Def	Tot	Ast	PF	Dq	Stl	TO	Blk	Pts	Avg
99-00	67	8	1112	212	386	.549	0	4	.000	47	64	.734	54	130	184	32	67	0	48	39	25	471	7.0
00-01	67	6	1201	216	407	.531	2	4	.500	64	88	.727	60	138	198	59	66	0	50	43	32	498	7.4
Totals	134	14	2313	428	793	.540	2	8	.250	111	152	.730	114	268	382	91	133	0	98	82	57	969	7.2

Year	G	GS	Min	FG	FGA	Pct	3P	3PA	Pct	FT	FTA	Pct	Off	Def	Tot	Ast	PF	Dq	Stl	TO	Blk	Pts	Avg
93-94	14	0	95	13	33	394	1	5	200	3	9	333	2	6	8	18	15	0	3	18	0	30	2.1

Year	G	GS	Min	FG	FGA	Pct	3P	3PA	Pct	FT	FTA	Pct	Off	Def	Tot	Ast	PF	Dq	Stl	TO	Blk	Pts	Avg
04-05	30	26	882	109	289	377	25	92	272	32	42	762	28	114	142	60	103	1	19	66	12	275	9.2

Year	G	GS	Min	FG	FGA	Pct	3P	3PA	Pct	FT	FTA	Pct	Off	Def	Tot	Ast	PF	Dq	Stl	TO	Blk	Pts	Avg
03-04	35	0	325	34	94	362	0	0	000	12	15	800	10	40	50	11	48	0	9	15	5	80	2.3

Year	G	GS	Min	FG	FGA	Pct	3P	3PA	Pct	FT	FTA	Pct	Off	Def	Tot	Ast	PF	Dq	Stl	TO	Blk	Pts	Avg
96-97	54	1	525	61	128	477	0	2	000	38	62	613	70	94	164	32	114	3	28	41	17	160	3.0

Year	G	GS	Min	FG	FGA	Pct	3P	3PA	Pct	FT	FTA	Pct	Off	Def	Tot	Ast	PF	Dq	Stl	TO	Blk	Pts	Avg
88-89	34	0	517	80	162	.494	1	1	1.000	65	81	.802	56	81	137	24	69	1	10	18	12	226	6.6
89-90	44	2	559	78	179	.436	1	2	500	68	83	.819	44	87	131	22	58	0	18	25	11	225	5.1
Totals	78	2	1076	158	341	.463	2	3	667	133	164	.811	100	168	268	46	127	1	28	43	23	451	5.8

Year	G	GS	Min	FG	FGA	Pct	3P	3PA	Pct	FT	FTA	Pct	Off	Def	Tot	Ast	PF	Dq	Stl	TO	Blk	Pts	Avg
96-97	25	2	320	21	40	.525	0	0	--	28	35	.800	18	40	58	10	42	0	12	22	2	70	2.8
97-98	29	5	305	24	63	.381	0	0	--	26	29	.897	16	21	37	16	30	0	6	7	1	74	2.6
Totals	54	7	625	45	103	.437	0	0	--	54	64	.844	34	61	95	26	72	0	18	29	3	144	2.7

<b>Sanders, Jeff</b>				<b>6-8 • Forward • Georgia Southern</b>																			
Signed to a 10-day contract on Jan. 21, 1991. Waived on Jan. 31, 1991.																							
<b>Year</b>	<b>G</b>	<b>GS</b>	<b>Min</b>	<b>FG</b>	<b>FGA</b>	<b>Pct</b>	<b>3P</b>	<b>3PA</b>	<b>Pct</b>	<b>FT</b>	<b>FTA</b>	<b>Pct</b>	<b>Off</b>	<b>Def</b>	<b>Tot</b>	<b>Ast</b>	<b>PF</b>	<b>Dq</b>	<b>Stl</b>	<b>TO</b>	<b>Blk</b>	<b>Pts</b>	<b>Avg</b>
90-91	3	0	43	6	14	.429	0	0	—	1	2	.500	3	6	9	1	6	0	1	1	1	13	4.3
<b>Scheffler, Steve</b>				<b>6-9 • Center • Purdue</b>																			
Selected in the second round in the 1990 NBA Draft (39th pick). Waived on May 31, 1991.																							
<b>Year</b>	<b>G</b>	<b>GS</b>	<b>Min</b>	<b>FG</b>	<b>FGA</b>	<b>Pct</b>	<b>3P</b>	<b>3PA</b>	<b>Pct</b>	<b>FT</b>	<b>FTA</b>	<b>Pct</b>	<b>Off</b>	<b>Def</b>	<b>Tot</b>	<b>Ast</b>	<b>PF</b>	<b>Dq</b>	<b>Stl</b>	<b>TO</b>	<b>Blk</b>	<b>Pts</b>	<b>Avg</b>
90-91	39	0	227	20	39	.513	0	0	—	19	21	.905	21	24	45	9	20	0	6	4	2	59	1.5
<b>Shackleford, Charles</b>				<b>6-11 • Center • North Carolina State</b>																			
Signed as a free agent on Jan. 21, 1999. Became a free agent after 1999-2000 season.																							
<b>Year</b>	<b>G</b>	<b>GS</b>	<b>Min</b>	<b>FG</b>	<b>FGA</b>	<b>Pct</b>	<b>3P</b>	<b>3PA</b>	<b>Pct</b>	<b>FT</b>	<b>FTA</b>	<b>Pct</b>	<b>Off</b>	<b>Def</b>	<b>Tot</b>	<b>Ast</b>	<b>PF</b>	<b>Dq</b>	<b>Stl</b>	<b>TO</b>	<b>Blk</b>	<b>Pts</b>	<b>Avg</b>
98-99	32	4	367	44	90	.489	0	0	—	19	29	.655	41	88	129	13	66	1	5	27	13	107	3.3
<b>Sichting, Jerry</b>				<b>6-1 • Guard • Purdue</b>																			
Signed as a free agent on Sept. 11, 1989. Waived on Feb. 22, 1990.																							
<b>Year</b>	<b>G</b>	<b>GS</b>	<b>Min</b>	<b>FG</b>	<b>FGA</b>	<b>Pct</b>	<b>3P</b>	<b>3PA</b>	<b>Pct</b>	<b>FT</b>	<b>FTA</b>	<b>Pct</b>	<b>Off</b>	<b>Def</b>	<b>Tot</b>	<b>Ast</b>	<b>PF</b>	<b>Dq</b>	<b>Stl</b>	<b>TO</b>	<b>Blk</b>	<b>Pts</b>	<b>Avg</b>
89-90	34	8	469	50	119	.420	3	12	.250	15	18	.833	3	16	19	92	39	0	16	22	2	118	3.5
<b>Simmons, Cedric</b>				<b>6-9 • Forward • North Carolina State</b>																			
Selected with the 15th overall pick of the 2006 NBA Draft.																							
<b>Year</b>	<b>G</b>	<b>GS</b>	<b>Min</b>	<b>FG</b>	<b>FGA</b>	<b>Pct</b>	<b>3P</b>	<b>3PA</b>	<b>Pct</b>	<b>FT</b>	<b>FTA</b>	<b>Pct</b>	<b>Off</b>	<b>Def</b>	<b>Tot</b>	<b>Ast</b>	<b>PF</b>	<b>Dq</b>	<b>Stl</b>	<b>TO</b>	<b>Blk</b>	<b>Pts</b>	<b>Avg</b>
06-07	43	4	534	55	132	.417	0	0	—	16	33	.485	44	63	107	12	75	0	7	22	23	126	2.9
<b>Sloan, Donald</b>				<b>6-3 • Guard • Texas A&amp;M</b>																			
Signed to a 10-day contract on February 8, 2012.																							
<b>Year</b>	<b>G</b>	<b>GS</b>	<b>Min</b>	<b>FG</b>	<b>FGA</b>	<b>Pct</b>	<b>3P</b>	<b>3PA</b>	<b>Pct</b>	<b>FT</b>	<b>FTA</b>	<b>Pct</b>	<b>Off</b>	<b>Def</b>	<b>Tot</b>	<b>Ast</b>	<b>PF</b>	<b>Dq</b>	<b>Stl</b>	<b>TO</b>	<b>Blk</b>	<b>Pts</b>	<b>Avg</b>
11-12	3	0	41	5	14	.357	0	2	.000	2	4	.500	2	1	3	8	2	0	2	5	0	12	4.0
<b>Smith, J.R.</b>				<b>6-6 • Guard • St. Benedict's Prep (NJ)</b>																			
Selected by the Hornets with the 18th overall pick in the first round of the 2004 NBA Draft on June 24, 2004. Traded to the Chicago Bulls along with PJ Brown in exchange for center Tyson Chandler on July 14, 2006.																							
<b>Year</b>	<b>G</b>	<b>GS</b>	<b>Min</b>	<b>FG</b>	<b>FGA</b>	<b>Pct</b>	<b>3P</b>	<b>3PA</b>	<b>Pct</b>	<b>FT</b>	<b>FTA</b>	<b>Pct</b>	<b>Off</b>	<b>Def</b>	<b>Tot</b>	<b>Ast</b>	<b>PF</b>	<b>Dq</b>	<b>Stl</b>	<b>TO</b>	<b>Blk</b>	<b>Pts</b>	<b>Avg</b>
04-05	76	56	1859	295	748	.394	81	281	.288	111	161	.689	39	113	152	142	135	0	55	109	11	782	10.3
05-06	55	25	989	144	366	.393	52	140	.371	83	101	.822	19	91	110	58	90	0	37	54	4	423	7.7
Totals	131	81	2848	439	1114	.394	133	421	.316	194	262	.740	58	204	262	200	225	0	92	163	15	1205	9.2
<b>Smith, Jason</b>				<b>7-0 • Forward • Colorado State</b>																			
Acquired from Philadelphia with Willie Green in exchange for Craig Brackins and Darius Songaila on September 23, 2010. Became a free agent after the 2010-11 season. Signed as a free agent on December 17, 2011.																							
<b>Year</b>	<b>G</b>	<b>GS</b> </																					

<b>Strong, Carlos</b>	<b>6-8 • Forward • Georgia</b>
Signed as a free agent on Sept. 24, 1996. Waived on Jan. 30, 1997. Never appeared in a regular season game.	

Summers, DaJuan		6-8 • Forward • Georgetown																					
Signed as a free agent on December 9, 2011. Waived on February 3, 2012.																							
Year	G	GS	Min	FG	FGA	Pct	3P	3PA	Pct	FT	FTA	Pct	Off	Def	Tot	Ast	PF	Dq	Stl	TO	Blk	Pts	Avg
11-12	15	6	208	28	65	.431	5	16	.313	7	9	.778	8	15	23	10	31	1	7	8	0	68	4.5

Sutton, Greg		6-2 • Guard • Oral Roberts																					
Signed as a free agent on Nov. 16, 1994. Waived on Jan. 4, 1996.																							
Year	G	GS	Min	FG	FGA	Pct	3P	3PA	Pct	FT	FTA	Pct	Off	Def	Tot	Ast	PF	Dq	Stl	TO	Blk	Pts	Avg
94-95	53	4	690	94	230	.409	43	115	.374	32	45	.711	8	48	56	91	114	0	33	51	2	263	5.0
95-96	18	0	190	20	50	.400	7	21	.333	15	19	.789	4	11	15	39	36	0	8	17	0	62	3.4
Totals	71	4	880	114	280	.407	50	136	.368	47	64	.734	12	59	71	130	150	0	41	68	2	325	4.6

Thornton, Marcus		6-4 • Guard • Louisiana State																					
Acquired from Miami, after being selected in the second round (43rd overall) in the 2009 NBA Draft, in exchange for the Hornets' second round picks in 2010 and 2012. Traded by the Hornets with cash to Sacramento for Carl Landry on February 23, 2011.																							
Year	G	GS	Min	FG	FGA	Pct	3P	3PA	Pct	FT	FTA	Pct	Def	Off	Tot	Ast	PF	Dq	Stl	TO	Blk	Pts	Avg
09-10	73	17	1872	398	883	.451	117	313	.374	144	177	.814	72	139	211	114	127	0	58	76	11	1057	14.5
10-11	46	0	745	137	334	.410	35	93	.376	50	66	.758	25	106	131	43	50	0	19	37	4	359	7.8
Totals	119	17	2617	535	1217	.440	152	406	.374	194	243	.798	97	245	342	157	177	0	77	113	15	1416	11.9

<b>Thomas, Lance</b>		<b>6-8 • Forward • Duke</b>																					
Signed as a free agent on December 9, 2011. Waived on December 31, 2011. Signed as a free agent on February 6, 2012.																							
Year	G	GS	Min	FG	FGA	Pct	3P	3PA	Pct	FT	FTA	Pct	Off	Def	Tot	Ast	PF	Dq	Stl	TO	Blk	Pts	Avg
11-12	42	10	629	57	126	.452	0	1	.000	52	62	.839	49	77	126	12	78	0	10	24	7	166	4.0

Thorpe, Otis		6-10 • Forward • Providence																					
Acquired from Miami along with Jamal Mashburn, P.J. Brown, Rodney Buford and Tim James in exchange for Eddie Jones, Anthony Mason, Ricky Davis and Dale Ellis on Aug.1, 2000. Became a free agent after the 2000-01 season.																							
Year	G	GS	Min	FG	FGA	Pct	3P	3PA	Pct	FT	FTA	Pct	Off	Def	Tot	Ast	PF	Dq	Stl	TO	Blk	Pts	Avg
00-01	49	4	647	59	131	.450	0	0	.000	20	24	.833	50	95	145	29	108	0	12	32	7	138	2.8

Tolbert, Tom		6-8 • Forward • Arizona																				
Selected in the second round of the 1988 NBA Draft (34th pick). Waived on Dec. 29, 1988. Signed as a free agent on Oct. 7, 1994. Waived on April 15, 1995.																						
Year	G	GS	Min	FG	FGA	Pct	3P	3PA	Pct	FT	FTA	Pct	Off	Def	Tot	Ast	PF	Stl	TO	Blk	Pts	Avg
88-89	14	0	117	17	37	.459	0	3	.000	6	12	.500	7	14	21	7	20	0	2	2	4	2.9
94-95	10	0	57	6	18	.333	0	4	.000	2	2	1.000	7	10	17	2	9	0	0	3	0	1.4
Totals	24	0	174	23	55	.418	0	7	.000	8	14	.571	14	24	38	9	29	0	2	5	4	2.3

<b>Tolliver, Anthony</b>	<b>6-9 • Forward • Creighton</b>
Signed to a 10-day contract on January 21, 2009.	
Never appeared in a regular season game.	

<b>Traylor, Robert</b>	<b>6-8 • Forward/Center • Michigan</b>
Acquired along with Jerome Moiso and George Lynch from Philadelphia and Chris Porter from Golden State in a three-team trade which sent Derrick Coleman (from Charlotte), Corie Blount and Vonteego Cummings (from Golden State) to Philadelphia and Cedric Henderson (from Philadelphia) and a conditional first round draft pick from Philadelphia to Golden State on Oct. 25, 2001. Became a free agent after 2003-04 season.	

Year	G	GS	Min	FG	FGA	Pct	3P	3PA	Pct	FT	FTA	Pct	Off	Def	Tot	Ast	PF	Dq	Stl	TO	Blk	Pts	Avg
01-02	61	1	678	87	204	.426	1	1	1.000	53	84	.631	67	120	187	37	127	1	24	45	37	228	3.7
02-03	69	0	851	105	237	.443	1	3	.333	57	88	.648	108	154	262	50	153	1	45	53	37	268	3.9
03-04	71	0	942	145	287	.505	2	5	.400	70	128	.547	106	156	262	43	161	3	39	62	37	362	5.1
Totals	201	1	2471	337	728	.463	4	9	.444	180	300	.600	281	430	711	130	441	5	108	160	111	858	4.3

Tripucka, Kelly		6-6 • Forward • Notre Dame																					
Acquired from Utah in exchange for Mike Brown on July 23, 1988. Became an unrestricted free agent after 1990-91 season.																							
Year	G	GS	Min	FG	FGA	Pct	3P	3PA	Pct	FT	FTA	Pct	Off	Def	Tot	Ast	PF	Dq	Stl	TO	Blk	Pts	Avg
88-89	71	65	2302	568	1215	.467	30	84	.357	440	508	.866	79	188	267	224	196	0	88	236	16	1606	22.6
89-90	79	73	2404	442	1029	.430	38	104	.365	310	351	.883	82	240	322	224	220	1	75	176	16	1232	15.6
90-91	77	1	1289	187	412	.454	15	45	.333	152	167	.910	46	130	176	159	130	0	33	92	13	541	7.0
Totals	227	139	5995	1197	2656	.451	83	233	.356	902	1026	.879	207	558	765	607	546	1	196	504	45	3379	14.9

Turner, Andre		5-11 • Guard • Memphis State																					
Signed as a free agent on Nov. 23, 1989. Waived on Dec. 13, 1989.																							
Year	G	GS	Min	FG	FGA	Pct	3P	3PA	Pct	FT	FTA	Pct	Off	Def	Tot	Ast	PF	Dq	Stl	TO	Blk	Pts	Avg
89-90	8	0	84	9	25	.360	0	1	.000	4	4	1.000	1	2	3	20	5	0	7	8	0	22	2.8

<div>Vasquez, Greivis</div> <div>6-6 • Guard • Maryland</div>																							
Acquired from Memphis in exchange for forward Quincy Pondexter on December 24, 2011.																							
Year	G	GS	Min	FG	FGA	Pct	3P	3PA	Pct	FT	FTA	Pct	Off	Def	Tot	Ast	PF	Dq	Stl	TO	Blk	Pts	Avg
11-12	66	26	1705	225	523	43%	43	135	31%	96	117	82%	23	150	173	359	126	1	60	148	8	589	8.9

Vinicius, Marcus		6-8 • Forward • Brazil																					
Selected with the 43rd overall pick in the second round of the 2006 NBA Draft.																							
Year	G	GS	Min	FG	FGA	Pct	3P	3PA	Pct	FT	FTA	Pct	Off	Def	Tot	Ast	PF	Dq	Stl	TO	Blk	Pts	Avg
06-07	13	0	102	7	15	.467	3	7	.429	5	7	.714	2	9	11	5	10	0	2	6	1	22	1.7
07-08	13	0	69	9	20	.450	5	12	.417	5	11	.455	1	7	8	2	4	0	1	3	1	28	2.2
Totals	26	0	171	16	35	.457	8	19	.421	10	18	.556	3	16	19	7	14	0	3	9	2	50	1.9

# TEAM HISTORY

## All-Time Roster

### Vroman, Jackson

#### 6-10 • Forward • Iowa State

Acquired from Phoenix along with Casey Jacobsen and Maciej Lampe in exchange for Jim Jackson and a 2005 second round draft pick on Jan. 21, 2005. Waived on Mar. 31, 2006.

Year	G	GS	Min	FG	FGA	Pct	3P	3PA	Pct	FT	FTA	Pct	Off	Def	Tot	Ast	PF	Dq	Stl	TO	Blk	Pts	Avg
04-05	36	17	648	76	183	.415	0	3	.000	44	68	.647	59	103	162	33	94	3	22	57	17	196	5.4
05-06	41	2	406	26	66	.394	0	0	---	21	44	.477	33	53	86	11	78	2	12	21	11	73	1.8
Totals	77	19	1054	102	249	.410	0	3	.000	65	112	.580	92	156	248	44	172	5	34	78	28	269	3.5

### Watkins, Darryl

#### 6-11 • Center • Syracuse

Signed as a free agent on April 18, 2012.

Year	G	GS	Min	FG	FGA	Pct	3P	3PA	Pct	FT	FTA	Pct	Off	Def	Tot	Ast	PF	Dq	Stl	TO	Blk	Pts	Avg
11-12	5	0	97	7	14	.500	0	0	---	9	18	.500	8	19	27	3	14	0	5	8	4	23	4.6

### Wells, Bonzi

#### 6-5 • Guard/Forward • Ball State

Acquired along with Mike James and cash considerations (from Houston) in a three-team trade that sent Bobby Jackson, Adam Haluska, a 2008 second round draft pick (from New Orleans) and the rights to Sergei Lishouk (from Memphis) to Houston, and forward Marcus Vinicius (from New Orleans), the rights to Malick Badiane and cash considerations (from Houston) to Memphis on Feb. 21, 2008.

Year	G	GS	Min	FG	FGA	Pct	3P	3PA	Pct	FT	FTA	Pct	Off	Def	Tot	Ast	PF	Dq	Stl	TO	Blk	Pts	Avg
07-08	22	0	438	77	157	.490	4	12	.333	35	53	.660	21	50	71	17	44	0	24	27	8	193	8.8

### Wesley, David

#### 6-1 • Guard • Baylor

Signed as a free agent on July 1, 1997. Traded to Houston in exchange for Jim Jackson and Bostjan Nachbar on Dec. 27, 2004.

Year	G	GS	Min	FG	FGA	Pct	3P	3PA	Pct	FT	FTA	Pct	Off	Def	Tot	Ast	PF	Dq	Stl	TO	Blk	Pts	Avg
97-98	81	81	2845	383	864	.443	59	170	.347	229	288	.795	49	164	213	529	229	3	140	226	30	1054	13.0
98-99	50	50	1848	243	545	.446	61	170	.359	159	191	.832	23	138	161	322	130	2	100	142	10	706	14.1
99-00	82	82	2760	407	955	.426	88	248	.355	214	275	.778	39	186	225	463	186	2	109	159	11	1116	13.6
00-01	82	82	3106	523	1239	.422	97	258	.376	271	339	.799	64	160	224	361	220	2	128	171	16	1414	17.2
01-02	67	63	2487	364	910	.400	85	256	.332	138	188	.734	44	99	143	236	147	0	74	119	15	951	14.2
02-03	73	73	2710	449	1037	.433	134	316	.424	185	237	.781	38	137	175	251	173	0	109	132	9	1217	16.7
03-04	61	60	2001	311	800	.389	92	285	.323	137	182	.753	28	106	134	175	147	1	71	100	14	851	14.0
04-05	26	26	934	133	342	.389	28	80	.350	67	76	.882	12	73	85	109	65	0	35	54	1	361	13.9
Totals	522	517	18691	2813	6692	.420	644	1783	.361	1400	1776	.788	297	1063	1360	2446	1297	10	766	1103	106	7670	14.7

### West, David

#### 6-9 • Forward • Xavier

Selected in the first round (18th overall) of the 2003 NBA Draft...signed a contract extension on October 30, 2006. Became a free agent after the 2010-2011 season.

Year	G	GS	Min	FG	FGA	Pct	3P	3PA	Pct	FT	FTA	Pct	Off	Def	Tot	Ast	PF	Dq	Stl	TO	Blk	Pts	Avg
03-04	71	1	930	108	228	.474	0	2	.000	57	80	.713	117	180	297	60	117	0	27	48	28	273	3.8
04-05	30	8	552	75	172	.436	2	5	.400	34	50	.680	40	89	129	23	62	0	12	37	16	186	6.2
05-06	74	74	2526	530	1036	.512	3	11	.273	199	236	.843	168	380	548	92	214	1	61	105	64	1262	17.1
06-07	52	52	1900	377	792	.476	8	25	.320	187	227	.824	126	298	424	114	143	2	42	98	38	949	18.3
07-08	76	76	2870	629	1305	.482	6	25	.240	300	353	.850	180	495	675	177	208	0	62	165	99	1564	20.6
08-09	76	76	2982	610	1292	.472	6	25	.240	367	415	.884	160	486	646	173	207	1	49	163	68	1593	21.0
09-10	81	81	2949	619	1226	.505	7	27	.259	296	342	.865	164	441	605	239	233	0	76	173	60	1541	19.0
10-11	70	70	2451	528	1040	.508	2	9	.222	264	327	.807	155	374	529	164	202	1	67	142	62	1322	18.9
Totals	530	438	17159	3476	7091	.490	34	129	.264	1704	2030	.839	1110	2743	3853	1042	1386	5	396	931	435	8690	16.4

### Williams, Aaron

#### 6-9 • Forward/Center • Xavier (OH)

Acquired from the Toronto Raptors in exchange for two second-round picks (2006 and 2009) on Jan. 31, 2006. Became a free agent following the 2005-06 season.

Year	G	GS	Min	FG	FGA	Pct	3P	3PA	Pct	FT	FTA	Pct	Off	Def	Tot	Ast	PF	Dq	Stl	TO	Blk	Pts	Avg
05-06	34	2	692	81	157	.516	0	0	---	35	52	.673	59	107	166	16	110	0	13	25	18	197	5.8

### Williams, Lorenzo

#### 6-9 • Forward/Center • Stetson

Signed as a free agent on Sept. 2, 1992. Waived on Nov. 12, 1992. Signed as a free agent on Jan. 1, 1994. Waived on Jan. 4, 1994.

Year	G	GS	Min	FG	FGA	Pct	3P	3PA	Pct	FT	FTA	Pct	Off	Def	Tot	Ast	PF	Dq	Stl	TO	Blk	Pts	Avg
92-93	2	0	18	1	3	.333	0	0	---	0	0	---	3	6	9	0	4	0	0	2	2	2	1.0
93-94	1	0	19	0	1	.000	0	0	---	0	0	---	0	4	4	0	2	0	1	1	2	0	0.0
Totals	3	0	37	1	4	.250	0	0	---	0	0	---	3	10	13	0	6	0	1	3	4	2	0.7

### Williams, Michael

#### 6-2 • Guard • Baylor

Signed to two consecutive 10-day contracts on March 13, 1990. Signed for the remainder of season on April 2, 1990. Became an unrestricted free agent after 1989-90 season.

Year	G	GS	Min	FG	FGA	Pct	3P	3PA	Pct	FT	FTA	Pct	Off	Def	Tot	Ast	PF	Dq	Stl	TO	Blk	Pts	Avg
89-90	22	1	303	58	109	.532	0	3	.000	35	44	.795	11	20	31	77	39	0	22	28	1	151	6.9

### Williams, Shammond

#### 6-1 • Guard • North Carolina

Acquired from Orlando in exchange for Sean Rooks Feb. 19, 2004. Became a free agent after 2003-04 season.

Year	G	GS	Min	FG	FGA	Pct	3P	3PA	Pct	FT	FTA	Pct	Off	Def	Tot	Ast	PF	Dq	Stl	TO	Blk	Pts	Avg
03-04	16	2	238	28	81	.346	5	26	.192	11	13	.846	0	17	17	52	22	0	14	21	1	72	4.5

### Williams, Travis

#### 6-7 • Forward • South Carolina State

Signed as a free agent on Sept. 10, 1997. Became a free agent after 1997-98 season. Signed as a free agent on Jan. 21, 1999. Waived on Feb. 28, 1999. Signed to a 10-day contract on March 10, 1999. Waived on March 16, 1999.

Year	G	GS	Min	FG	FGA	Pct	3P	3PA	Pct	FT	FTA	Pct	Off	Def	Tot	Ast	PF	Dq	Stl	TO	Blk	Pts	Avg
97-98	39	0	365	56	119	.471	0	1	.000	24	46	.522	53	39	92	20	55	0	18	30	5	136	3.5
98-99	8	0	62	6	13	.462	0	0	---	3	4	.750	6	13	19	2	10	0	2	6	1	15	1.9
Totals	47	0	427	62	132	.470	0	1	.000	27	50	.540	59	52	111	22	65	0	20	36	6	151	3.2

---

Wingate, David                      6-5 • Guard/Forward • Georgetown

**6-5 • Guard/Forward • Georgetown**

Signed as a free agent on Nov. 18, 1992. Traded to Seattle along with Hersey Hawkins in exchange for Kendall Gill on June 27, 1995.

Year	G	GS	Min	FG	FGA	Pct	3P	3PA	Pct	FT	FTA	Pct	Off	Def	Tot	Ast	PF	Dq	Stl	TO	Blk	Pts	Avg
92-93	72	55	1471	180	336	.536	1	6	.167	79	107	.738	49	125	174	183	135	1	66	89	9	440	6.1
93-94	50	36	1005	136	283	.481	4	12	.333	34	51	.667	30	104	134	104	85	0	42	53	6	310	6.2
94-95	52	9	515	50	122	.410	4	22	.182	18	24	.750	11	49	60	56	60	0	19	27	6	122	2.3
Totals	174	100	2991	366	741	.494	9	40	.225	131	182	.720	90	278	368	343	280	1	127	169	21	872	5.0

## 6-11 • Forward • North Carolina

Signed as a free agent on Nov. 3, 1994. Waived on Nov. 4, 1995. Signed as a free agent on Feb. 3, 1999. Waived on March 10, 1999.

Year	G	GS	Min	FG	FGA	Pct	3P	3PA	Pct	FT	FTA	Pct	Off	Def	Tot	Ast	PF	Dq	Stl	TO	Blk	Pts	Avg
94-95	63	6	583	38	81	.469	2	6	.333	12	16	.750	34	95	129	37	101	0	9	22	6	90	1.4
95-96	1	0	18	0	1	.000	0	0	---	0	0	---	0	2	2	0	2	0	2	2	0	0	0.0
98-99	3	0	12	0	1	.000	0	0	---	0	2	.000	0	1	1	0	6	0	0	0	0	0	0.0
Totals	67	6	613	38	83	.458	2	6	.333	12	18	.667	34	98	132	37	109	0	11	24	6	90	1.3

## 6-8 • Forward • Kansas

Selected in the first round of the 2007 NBA Draft (13th pick)...Hornets exercised third-year option on October 25, 2008...traded to Toronto in exchange for Marco Belinelli on August 11, 2010.

Year	G	GS	Min	FG	FGA	Pct	3P	3PA	Pct	FT	FTA	Pct	Off	Def	Tot	Ast	PF	Dq	Stl	TO	Blk	Pts	Avg
07-08	57	1	640	90	169	.533	10	24	.417	33	52	.635	33	84	117	40	43	0	29	34	12	223	3.9
08-09	54	19	772	109	234	.466	2	21	.095	17	30	.567	46	106	152	43	49	0	35	43	19	237	4.4
09-10	68	14	871	116	232	.500	2	6	.333	25	41	.610	58	86	144	41	45	0	29	44	18	259	3.8
Totals	179	34	2282	315	635	.496	14	51	.275	75	123	.610	137	276	413	124	137	0	93	121	49	719	4.0

**7-0 • Center • UCLA**

Selected in the first round of the 1995 NBA Draft (22nd pick). Traded along with Anthony Goldwire to Denver in exchange for Ricky Pierce on Feb. 20, 1997.

Year	G	GS	Min	FG	FGA	Pct	3P	3PA	Pct	FT	FTA	Pct	Off	Def	Tot	Ast	PF	Dq	Stl	TO	Blk	Pts	Avg
95-96	71	21	888	105	248	.423	0	0	—	71	93	.763	69	114	183	16	170	2	9	38	7	281	4.0
96-97	36	3	288	33	85	.388	0	2	.000	25	32	.781	25	38	63	9	44	0	4	23	3	91	2.5
Totals	107	24	1176	138	333	.414	0	2	.000	96	125	.768	94	152	246	25	214	2	13	61	10	372	3.5

# TEAM HISTORY

## All-Time Transactions

### 1988-89

June 3, 1988	Named Dick Harter, former Indiana assistant, Head Coach.
June 14, 1988	Named Ed Badger Assistant Coach/Director of Basketball Administration.
June 22, 1988	Named Player Personnel Director Gene Littles Assistant coach and will retain front office duties.
June 23, 1988	Selected eleven players in the 1988 Expansion Draft, via conference call with Miami and Charlotte, in their respective cities, and the league office in New York, including: Tyrone Bogues, guard from Washington; Michael Brooks, guard/forward from Denver; Mike Brown, forward from Chicago; Dell Curry, guard from Cleveland; Ricky Green, guard from Utah; Michael Holton, guard from Portland; Dave Hoppen, center from Golden State; Ralph Lewis, guard from Detroit; Bernard Thompson, forward from Phoenix; Sedric Toney, guard from New York; and Clinton Wheeler, guard from Indiana.
June 23, 1988	Traded expansion draft pick Mike Brown to the Utah Jazz for the rights to Kelly Tripucka.
June 28, 1988	Drafted guard Rex Chapman from Kentucky in the first round of the 1988 NBA Draft (eighth overall). Selected forward/center Tom Tolbert from Arizona in the second round (34th overall) and forward Jeff Moore from Auburn in the third round (58th overall).
July 18, 1988	Traded Bernard Thompson to Houston for Robert Reid and a 1990 second round draft choice.
July 20, 1988	Signed free agent Earl Cureton from Los Angeles Clippers.
July 28, 1988	Signed free agent Kurt Rambis from Los Angeles Lakers.
July 29, 1988	Signed Expansion Draft pick Ralph Lewis.
August 17, 1988	Signed former Notre Dame center Tim Kempton, third-round draft pick Jeff Moore and picked up the option on the contract of Michael Holton.
September 1, 1988	Signed second round draft choice Tom Tolbert.
October 12, 1988	Signed first round draft choice Rex Chapman.
November 1, 1988	Waived Larry Spriggs and placed Dell Curry (broken wrist) and Ralph Lewis (thigh bruise) on the Injured List.
November 16, 1988	Reactivated Ralph Lewis (thigh bruise) and placed Brian Rowsom (broken bone in left foot) on the Injured List.
December 16, 1988	Reactivated Dell Curry (broken wrist) and placed Rex Chapman (strained back) on the Injured List.
December 29, 1988	Reactivated Rex Chapman (strained back) from the Injured List and placed Tom Tolbert on waivers.
February 22, 1989	Reactivated Brian Rowsom (broken bone in left foot) from the Injured List and placed Rickey Green on waivers.
March 27, 1989	Placed Michael Holton (stress fracture of right fibula) on the Injured List and signed Sidney Lowe to a 10-day contract.
March 29, 1989	Signed free agent Greg Kite for the rest of the season and waived guard Ralph Lewis.
April 5, 1989	Signed Sidney Lowe to a second consecutive 10-day contract.
April 16, 1989	Signed Sidney Lowe for the remainder of the season.

### 1989-90

June 27, 1989	Drafted forward/center J.R. Reid from the University of North Carolina in the first round (fifth overall) of the 1989 NBA Draft. Selected forward Dyrone Nix from Tennessee in the second round (29th overall) and immediately traded him to Indiana for the rights to center Stuart Gray.
June 29, 1989	Re-signed forward Brian Rowsom.
August 8, 1989	Re-signed center Dave Hoppen to a multi-year contract.
August 17, 1989	Re-signed guard Michael Holton to a multi-year contract.
September 11, 1989	Traded center Tim Kempton to the Denver Nuggets for a 1991 second round draft pick.
September 11, 1989	Signed free agent guard Jerry Sichting to a multi-year contract.
September 28, 1989	Agreed to terms with free agents forward Hubert Henderson, forward Terry Dozier, forward Kenny Gattison, forward Mike Jones and forward Charlie Sitton.
October 4, 1990	Signed first round draft pick J.R. Reid to a multi-year contract.
October 17, 1989	Traded forward Robert Reid to Portland for forward Richard Anderson.
October 31, 1989	Waived forward Earl Cureton and guard Andre Turner to reduce the roster to the 12 active players.
November 23, 1989	Waived rookie forward Terry Dozier and signed free agent guard Andre Turner.
December 2, 1989	Signed forward Kenny Gattison from the CBA and placed Dave Hoppen (dislocated left shoulder) on the Injured List.
December 7, 1989	Reactivated guard Dell Curry (strained left groin) from the Injured List.
December 13, 1989	Signed free agent guard/forward Robert Reid and waived guard Andre Turner.
December 13, 1989	Traded forward Kurt Rambis, a 1990 second round pick and the worse of their own or Denver's 1991 second round pick to Phoenix for Armon Gilliam.
January 31, 1990	Relieved Head Coach Dick Harter of his coaching duties before the game at San Antonio and was replaced by Director of Player Personnel/Assistant Coach Gene Littles on an interim basis.
February 22, 1990	Traded center Stuart Gray to the New York Knicks for a 1991 second round draft choice and then immediately traded that second round pick to Cleveland for 6-7 forward Randolph Keys. Activated guard Michael Holton and waived guard Jerry Sichting.
March 12, 1990	Placed guard Rex Chapman (stress fracture in tibia and fibula of lower right leg) on the Injured List.
March 13, 1990	Signed free agent guard Michael Williams to a 10-day contract.
March 23, 1990	Signed free agent guard Michael Williams to a second consecutive 10-day contract.
March 26, 1990	Announced the resignation of President and GM Carl Scheer who had accepted the job as President of the Denver Nuggets.
April 2, 1990	Signed free agent guard Micheal Williams for the remainder of the season.
April 5, 1990	Signed interim head coach Gene Littles to a multi-year contract for Head Coach.
April 13, 1990	Placed forward Brian Rowsom on the Injured List with a cervical cord concussion and signed free agent guard Ralph Lewis to a contract for the remainder of the season.
April 9, 1990	Announced the hiring of former WBT General Manager Tony Renaud to serve as Executive Vice President.
April 23, 1990	Announced the hiring of Denver Nuggets Assistant Coach Allan Bristow to serve as Vice President of Basketball.

### 1990-91

May 3, 1990	Hornets Basketball Administrator Ed Badger resigns.
June 28, 1990	Drafted guard Kendall Gill from the University of Illinois in the first round (fifth overall) of the 1990 NBA Draft. In the second round, chose Purdue center Steve Scheffler (39th overall).
July 5, 1990	Announced the hiring of Dave Twardzik to serve as director of scouting and assistant coach.
July 13, 1990	Signed New York Knicks restricted free agent Johnny Newman to an offer sheet.
July 16, 1990	Signed forward Kenny Gattison to a multi-year contract.
July 26, 1990	Signed second round draft pick Steve Scheffler to a multi-year contract.
July 27, 1990	Signed free agent center Doug Roth to a one-year contract.

July 28, 1990	Acquired restricted free agent Johnny Newman and signed him to a multi-year contract after New York did not match the offer by Charlotte 15 days earlier.
August 1, 1990	Signed point guard Muggsy Bogues to an extension of his multi-year contract.
August 29, 1990	Announced the hiring of Tom Nissalke to serve as an assistant coach.
September 5, 1990	Waived forward Brian Rowsom.
October 10, 1990	Signed 1990 first round selection Kendall Gill to a multi-year contract.
October 10, 1990	Waived forward Mel McCants and center Doug Roth.
October 23, 1990	Waived guards Andre Turner and Jim Les.
October 30, 1990	Waived guard Michael Holton and forward Richard Anderson.
January 4, 1991	Traded forward Armon Gilliam and center Dave Hoppen to the Philadelphia 76ers for center Mike Gminski.
January 14, 1991	Placed forward Kenny Gattison on the Injured List and signed free agent forward Earl Cureton to a 10-day contract.
January 21, 1991	Placed guard Rex Chapman and forward Randolph Keys on the Injured List and signed Scott Haffner and Jeff Sanders to 10-day contracts.
January 29, 1991	Traded a 1993 second round draft choice and future considerations to Sacramento for center Eric Leckner.
January 31, 1991	Signed guard Scott Haffner to a second consecutive 10-day contract, waived forward Jeff Sanders and activated Rex Chapman from the Injured List.
February 2, 1991	Activated Kenny Gattison from the Injured List and did not renew the contract of Earl Cureton.
February 11, 1991	Signed guard Scott Haffner for the remainder of the season.
February 22, 1991	Activated Randolph Keys from the Injured List and placed guard Scott Haffner on the Injured List.
March 31, 1991	Named Spencer Stolpen President of the Charlotte Hornets.

May 5, 1991	Announced the resignation of assistant coach Tom Nissalke.
May 31, 1991	Waived forward Steve Scheffler.
June 26, 1991	Drafted UNLV forward Larry Johnson in the first round of the 1991 NBA Draft (first overall) and Minnesota swingman Kevin Lynch in the second round (28th overall).
July 12, 1991	Waived forward Randolph Keys.
July 23, 1991	Announced a restructuring of the basketball staff. Allan Bristow became the Head Coach, Gene Littles moved into the newly created position of Vice President and Special Assistant to the President and Dave Twardzik became Player Personnel Director.
August 7, 1991	Hired Denver Nuggets guard Bill Hanzlik as an assistant coach.
August 11, 1991	Hired ex-NBA guard T.R. Dunn as an assistant coach.
September 5, 1991	Signed shooting guard Rex Chapman to a multi-year contract extension.
September 17, 1991	Signed guard John Crotty to a contract.
October 1, 1991	Signed free agents Anthony Frederick and Byron Dinkins to contracts.
October 3, 1991	Signed free agent forwards Jawann Oldham and Anthony Blakley to contracts.
October 3, 1991	Re-signed free agent center Eric Leckner to a contract.
October 11, 1991	Waived guard Scott Haffner.
October 29, 1991	Placed center Jawann Oldham and forward Anthony Blakley on waivers.
October 30, 1991	Signed first round pick Larry Johnson.
October 31, 1991	Waived guards John Crotty and Byron Dinkins and picked up off of waivers guard Greg Grant.
November 27, 1991	Placed forward J.R. Reid on the Injured List.
December 5, 1991	Signed second round pick Kevin Lynch to a multi-year contract.
December 9, 1991	Signed guard Elliott Perry and waived guard Greg Grant.
December 10, 1991	Placed center Mike Gminski on the Injured List and signed forward Tony Massenburg.
December 27, 1991	Placed guard Rex Chapman on the Injured List.
December 30, 1991	Signed free agent forward Ron Grandison.
January 7, 1992	Waived forwards Ron Grandison and Tony Massenburg. Activated center Mike Gminski.
January 10, 1992	Signed free agent forwards Ron Grandison and Michael Ansley to 10-day contracts and placed Mike Gminski on the Injured List.
January 20, 1992	Signed Ron Grandison to a second consecutive 10-day contract and did not renew the contract of Michael Ansley.
January 22, 1992	Activated J.R. Reid (stress fracture in lower back) from the Injured List.
January 30, 1992	Elected not to sign Ron Grandison to a contract after his second 10-day contract ran out.
February 14, 1992	Signed free agent guard Cedric Hunter to a 10-day contract.
February 19, 1992	Traded guard Rex Chapman to the Washington Bullets in exchange for forward Tom Hammonds.
February 20, 1992	Waived guard Cedric Hunter.
February 28, 1992	Placed Johnny Newman (broken fourth metacarpal in right hand) on the Injured List and activated center Mike Gminski.
April 4, 1992	Placed Tom Hammonds (strained groin) on the Injured List and activated forward Johnny Newman.

July 9, 1992  
August 27, 1992  
September 2, 1992  
September 21, 1992  
September 23, 1992  
October 6, 1992  
October 9, 1992  
October 26, 1992  
November 2, 1992

# TEAM HISTORY

## All-Time Transactions

November 12, 1992	Signed first round pick Alonzo Mourning, restructured the contract of Dell Curry and waived center Lorenzo Williams.
November 18, 1992	Placed Johnny Newman (fractured left hand) on the Injured List and signed free agent David Wingate.
December 9, 1992	Traded J.R. Reid to the San Antonio Spurs for Sidney Green, a 1993 first round draft pick and a 1996 second round choice.
December 22, 1992	Placed Mike Gminski (sprained left knee) on the Injured List.
December 24, 1992	Signed forward/center Kenny Gattison to a multi-year contract extension.
December 28, 1992	Activated forward Johnny Newman (broken third metacarpal on left hand) from the Injured List.
January 26, 1993	Activated center Mike Gminski (sprained left knee) from the Injured List and waived forward Tom Hammonds.

### 1993-94

June 30, 1993	Drafted Greg Graham, a guard out of the University of Indiana, in the first round of the 1993 NBA Draft (17th overall) and Connecticut forward Scott Burrell, also in the first round (20th overall).
July 10, 1993	Signed guard/forward David Wingate to a multi-year contract.
August 28, 1993	Signed restricted free agent guard Kendall Gill to a multi-year contract.
September 1, 1993	Acquired guard Dana Barros, Eddie Johnson, the best of Charlotte's and Seattle's 1994 first round draft picks, and other considerations from the SuperSonics in exchange for guard Kendall Gill. The Sonics' first rounder is the highest of their own, Philadelphia's and Phoenix's.
September 3, 1993	Traded guard Dana Barros, forward Sidney Green, the best of their own and Seattle's 1994 first round draft picks, and the rights to 1993 first-round pick Greg Graham to the Philadelphia 76ers in exchange for guard Hersey Hawkins.
September 7, 1993	Signed first round draft pick Scott Burrell to a multi-year contract.
September 23, 1993	Signed guards Shawn McDaniel and Kelsey Weems, forward Bobby Martin, and center LeRon Ellis.
October 5, 1993	Signed forward Larry Johnson to a multi-year contract extension.
October 6, 1993	Signed forward Edmund Wilson to a summer contract.
October 25, 1993	Waived forwards Edmund Wilson and Bobby Martin.
November 2, 1993	Waived guard Kelsey Weems.
November 4, 1993	Waived guard Shawn McDaniel and placed forwards Scott Burrell (bruised right knee) and David Wingate (arthroscopic knee surgery) on the Injured List.
November 5, 1993	Signed guard Steve Henson. Waived guard/forward Kevin Lynch.
November 22, 1993	Activated forward Scott Burrell from the Injured List. Waived guard Steve Henson.
December 10, 1993	Traded forward Johnny Newman to New Jersey for guard Rumeal Robinson.
December 30, 1993	Placed forward Larry Johnson (deep sprain in lower back) on the Injured List.
January 1, 1994	Signed forward Lorenzo Williams.
January 4, 1994	Waived forward Lorenzo Williams.
January 7, 1994	Activated forward David Wingate off the Injured List.
February 1, 1994	Signed forward/center Marty Conlon to a 10-day contract. Placed center LeRon Ellis (mononucleosis) on the Injured List.
February 15, 1994	Signed forward/center Marty Conlon to a second consecutive 10-day contract. Placed forward Scott Burrell on the Injured List.
February 16, 1994	Signed center Tim Kempton to a 10-day contract.
February 24, 1994	Traded center Mike Gminski and a conditional first round draft pick to Milwaukee for forward Frank Brickowski.
February 25, 1994	Signed center Marty Conlon to a contract for the remainder of the season. Signed center Tim Kempton to a second consecutive 10-day contract.
March 7, 1994	Did not renew contract of Tim Kempton upon expiration of his second 10-day contract.
March 10, 1994	Activated forwards Larry Johnson and Scott Burrell off the Injured List. Placed guard Rumeal Robinson on the Injured List with strained ligaments in his left foot.
March 22, 1994	Activated center LeRon Ellis from the Injured List. Waived forward/center Marty Conlon.

### 1994-95

June 22, 1994	Named John Bach assistant coach.
June 29, 1994	Drafted Kansas forward Darrin Hancock in the second round of the 1994 NBA Draft (38th overall).
July 6, 1994	Signed Director of Player Personnel, Dave Twardzik, to a multi-year contract extension.
August 2, 1994	Traded a second-round draft pick in both 1996 and 1997 to the Washington Bullets in exchange for point guard Michael Adams.
August 4, 1994	Signed unrestricted free-agent center Robert Parish to a multi-year contract.
August 30, 1994	Signed second-round draft pick Darrin Hancock.
October 6, 1994	Invited free-agent guards James Blackwell and Terry Boyd, forwards Thomas Elliott and Emmett Hall, and centers Chad Gallagher and Brett Szabo to training camp.
October 7, 1994	Signed free-agent forward Tom Tolbert.
October 13, 1994	Waived free-agent guard Terry Boyd.
November 1, 1994	Waived free-agent guard James Blackwell, forwards Emmett Hall and Thomas Elliott, and centers Chad Gallagher and Brett Szabo.
November 2, 1994	Signed free-agent forward Joe Courtney.
November 3, 1994	Signed free-agent forward/center Joe Wolf. Placed guard Tony Bennett (torn plantar fascia in left foot), and forwards Tom Tolbert (torn plantar fascia in left foot) and Joe Courtney (strained right rotator cuff) on the Injured List.
November 14, 1994	Placed guard Michael Adams on the Injured List with strained left hamstring. Activated forward Joe Courtney from the Injured List.
November 16, 1994	Signed free-agent guard Greg Sutton. Waived forward Joe Courtney.
November 26, 1994	Placed forward/center Kenny Gattison on the Injured List.
November 30, 1994	Signed free-agent guard James Blackwell.
December 17, 1994	Activated forward Tom Tolbert from the Injured List and waived guard James Blackwell.
January 20, 1995	Activated guard Michael Adams from the Injured List and placed forward Tom Tolbert on the Injured List with a reaggravation of the torn plantar fascia in his left foot.
March 16, 1995	Activated forward Kenny Gattison from the Injured List and placed guard Michael Adams on the Injured List with a strained left calf.
April 5, 1995	Activated forward Tom Tolbert from the Injured List and placed forward Scott Burrell on the Injured List with a partially torn right Achilles tendon.
April 15, 1995	Activated guard Michael Adams from the Injured List and waived forward Tom Tolbert.
April 20, 1995	Activated guard Tony Bennett from the Injured List and placed guard Michael Adams on the Injured List with a strained left calf.

### 1995-96

June 13, 1995	Named Bob Bass Vice President of Basketball Operations.
June 24, 1995	Forward Kenny Gattison was selected by the Vancouver Grizzlies with the 16th overall pick in 1995 NBA Expansion Draft.

February 25, 1997  
March 22, 1997  
April 8, 1997

# TEAM HISTORY

## All-Time Transactions

### 1997-98

May 21, 1997	Exercised the option on the contract of Dell Curry to extend through the 1997- 98 season.
June 19, 1997	Team did not pick up the option year on guard Tony Smith's contract for the 1997- 98 season.
July 1, 1997	Signed free agent guard David Wesley to a contract.
July 1, 1997	Renounced the rights of forwards Rafael Addison and Donald Royal.
July 16, 1997	Signed free agent forward J.R. Reid
July 18, 1997	Paul Silas was hired as an assistant coach.
August 19, 1997	Signed free agent guard Bobby Phills. Waived guard Ricky Pierce and renounced forward Malik Rose.
August 22, 1997	Signed rookie Nate Wilbourne to a contract.
September 8, 1997	Bob Bass signs contract extension and is named Executive Vice President.
September 10, 1997	Named Sam Russo Executive Vice President of Business and five Vice Presidents: Harold Kaufman, Steve Martin, Marilyn Bowler, Renea Bared and Suzanne Conley.
September 10, 1997	Signed free agent forwards Travis Williams and Tony Farmer.
September 12, 1997	Signed free agent guard Darnell Mee.
October 2, 1997	Signed free agent guard Corey Beck and free agent forward Junior Burrough.
October 12, 1997	Waived forward Junior Burrough and center Nate Wilbourne.
October 28, 1997	Waived guard Darnell Mee.
October 30, 1997	Place forward Travis Williams on the Injured List with tendinitis in the right ankle.
November 7, 1997	Acquired guard B.J. Armstrong from the Golden State Warriors in exchange for guards Muggsy Bogues and Tony Delk.
November 8, 1997	Activated forward Travis Williams from the Injured List.
January 15, 1998	Signed forward Donald Royal to a 10-day contract. Placed Bobby Phills on the Injured List with a pulled left groin muscle.
January 19, 1998	Placed guard Dell Curry on the Injured List with a strained right calf.
January 22, 1998	Signed center Michael McDonald to a 10-day contract and placed Vlade Divac on the Injured List with a chipped shinbone in left leg.
January 25, 1998	Signed forward Donald Royal to a second 10-day contract.
January 29, 1998	Activated guard Bobby Phills from the Injured List.
February 1, 1998	Did not re-sign center Michael McDonald after 10-day contract expired.
February 2, 1998	Signed guard Jeff Grayer to a 10-day contract and place guard Bobby Phills on the Injured List.
February 3, 1998	Signed guard Vernon Maxwell to a 10-day contract.
February 4, 1998	Signed forward Donald Royal for remainder of season.
February 12, 1998	Did not re-sign guard Jeff Grayer after 10-day contract expired.
February 13, 1998	Signed guard Vernon Maxwell for the remainder of the season.
February 20, 1998	Activated guard Bobby Phills from the Injured List.
February 28, 1998	Activated center Vlade Divac from the Injured List. Placed forward Tony Farmer on the Injured List with tendinitis in left knee.
March 11, 1998	Activated guard Dell Curry from the Injured List. Placed guard Donald Royal on the Injured List with inflammation in his left ankle.
March 19, 1998	Activated forward Donald Royal from the Injured List. Placed forward Travis Williams on the Injured List with tendinitis in his right ankle.
March 24, 1998	Waived forward Tony Farmer.

### 1998-99

June 24, 1998	Drafted Iowa guard Ricky Davis in the first round of the 1998 NBA Draft (21st overall) and selected center Andrew Betts from Long Beach State in the second round (50th overall).
January 21, 1999	Signed free agents forwards Derrick Coleman, Travis Williams and Chucky Brown, guards Eldridge Recasner, Percy Miller and Melvin Watson and centers Brad Miller and Charles Shackleford.
January 26, 1999	Signed free agent forward Chuck Person.
February 1, 1999	Waived guards Percy Miller and Melvin Watson.
February 3, 1999	Signed free agent forward/center Joe Wolf.
February 4, 1999	Placed forwards Glen Rice and Anthony Mason on the Injured List.
February 19, 1999	Placed forward Joe Wolf, subluxation of right elbow, on the Injured List.
February 28, 1999	Waived forward Travis Williams and signed free agent guard/forward Willie Burton.
March 7, 1999	Dave Cowens hands in letter of resignation.
March 8, 1999	Paul Silas becomes interim head coach for the remainder of the season.
March 8, 1999	Waived guard/forward Willie Burton.
March 10, 1999	Traded forwards Glen Rice, J.R. Reid and guard B.J. Armstrong to the Los Angeles Lakers in exchange for guard Eddie Jones and center Elden Campbell. Signed forward Travis Williams to a 10-day contract and waived forward Joe Wolf.
March 16, 1999	Waived forward Travis Williams.
March 17, 1999	Signed guard Corey Beck to a 10-day contract.
March 27, 1999	Signed guard Corey Beck to a second consecutive 10-day contract.
April 6, 1999	Signed guard Corey Beck for the remainder of the season.

### 1999-00

May 11, 1999	Paul Silas is signed to a long-term contract as the team's head coach.
May 28, 1999	Jerry Eaves is signed to a contract as an assistant coach.
June 30, 1999	Drafted UCLA guard Baron Davis in the first round (third overall) and Texas Christian University forward Lee Nailon in the second round (43rd overall).
July 26, 1999	Signed Baron Davis to a contract.
July 29, 1999	Came to terms to sell a share of the team to Ray Wooldridge.
August 11, 1999	Signed free agent forward Eddie Robinson to a contract.
August 18, 1999	Signed free agent center Todd Fuller to a contract.
October 4, 1999	Signed free agent guard Jason Miskiri and forwards Tyrone Grant and Derek Hood.
November 1, 1999	Placed guards Eldridge Recasner and Ricky Davis and forward Tyrone Grant on the Injured List.
November 8, 1999	Waived guard Jason Miskiri.
November 9, 1999	Signed guard Michael Hawkins to a contract.

November 18, 1999	Removed forward Tyrone Grant from the Injured List and placed him on waiver.
November 23, 1999	Waived forward Derek Hood and activated guard Ricky Davis off of the Injured List.
December 22, 1999	Placed guard Eddie Jones on the Injured List with a torn medial collateral ligament in left elbow.
January 5, 2000	Activated guard Eddie Jones off of the Injured List.
January 12, 2000	Forward/guard Bobby Phills was killed in an automobile accident.
January 19, 2000	Acquired forward/guard Dale Ellis from the Milwaukee Bucks in exchange for second round draft picks in 2000 and 2002.
February 9, 2000	Claimed forward Chucky Brown off waivers. Placed guard Michael Hawkins on the Injured List with tendinitis of his right knee.
February 9, 2000	Retired jersey No. 13 in honor of Bobby Phills.
February 23, 2000	Placed center Brad Miller on the Injured List with torn meniscus cartilage in his left knee and activated guard Eldridge Recasner.
March 17, 2000	Placed guard/forward Dale Ellis on the Injured List with right knee tendinitis and activated guard Michael Hawkins.
April 4, 2000	Placed guard Michael Hawkins on the Injured List with left knee tendinitis and activated center Brad Miller.

May 25, 2000	Assistant Coach Mark Osowski leaves to take assistant coach position with Golden State Warriors.
June 5, 2000	Promoted Director of Scouting Jeff Bower to Assistant General Manager and Advance Scout Stephen Silas to Assistant Coach.
June 28, 2000	Drafted forward Jamaal Magloire from the University of Kentucky in the first round (19th overall).
July 18, 2000	Signed first round draft pick forward Jamaal Magloire to a contract.
August 1, 2000	Re-signed guard Eddie Jones. Acquired forwards Jamal Mashburn, PJ Brown, Otis Thorpe and Tim James and guard/forward Rodney Buford from the Miami Heat in exchange for Eddie Jones, Anthony Mason, Ricky Davis and Dale Ellis.
August 18, 2000	Signed forward Lee Nailon to a contract.
August 21, 2000	Signed forward/guard Darrin Hancock to a contract.
September 21, 2000	Signed free agent guard Hersey Hawkins to a contract.
October 2, 2000	Signed rookie free agent forwards Caswell Cyrus and Terrance Roberson and waived guard/forward Rodney Buford.
October 16, 2000	Waived free agent forwards Caswell Cyrus and Darrin Hancock.
October 30, 2000	Placed forwards Terrance Roberson (right knee tendonitis) and Lee Nailon (right ankle tendonitis) on the Injured List.
November 6, 2000	Signed forward Jamal Mashburn to a contract extension.
November 16, 2000	Placed forward/center Otis Thorpe on the Injured List with a strained left planter fascia and activated forward Lee Nailon.
November 18, 2000	Placed forward/center Derrick Coleman on the Injured List for lack of physical conditioning and activated forward Terrance Roberson.
December 13, 2000	Placed forward Terrance Roberson on the Injured List with left knee tendonitis and activated forward Otis Thorpe.
December 19, 2000	Waived forward Terrance Roberson.
December 21, 2000	Placed forward Eddie Robinson on the Injured List with a bruised tailbone.
December 26, 2000	Activated forward/center Derrick Coleman off the Injured List.
January 5, 2001	Activated forward Eddie Robinson and placed Tim James on the Injured List with tendonitis in both knees.
January 26, 2001	Signed free agent, Doug Overton and placed, Eldridge Recasner on the Injured List with bronchitis.
February 5, 2001	Activated guard Eldridge Recasner from the Injured List and did not re-sign guard Doug Overton.
February 8, 2001	Placed forward Lee Nailon on the Injured List with back spasms and activated forward Tim James.
February 16, 2001	Placed forward/center Derrick Coleman on the Injured List with a strained left calf.
February 23, 2001	Activated forward Lee Nailon from the Injured List.
March 12, 2001	Placed guard Eldridge Recasner on the Injured List with back spasms.
March 21, 2001	Activated guard Eldridge Recasner from the Injured List.
April 2, 2001	Activated forward/center Derrick Coleman from the Injured List and placed forward Lee Nailon on the Injured List with left knee tendinitis.
April 10, 2001	Signed guard/forward Scott Burrell to a contract and placed forward Tim James on the Injured List with left knee tendinitis.

October 26, 2001  
October 29, 2001

# TEAM HISTORY

## All-Time Transactions

November 19, 2001	Waived guard Eldridge Recasner and activated forward Jerome Moiso.
November 20, 2001	Placed forward Jamal Mashburn on the Injured List.
November 23, 2001	Activated forward Kirk Haston from the Injured List.
January 15, 2002	Activated George Lynch from the Injured List and placed Jerome Moiso on the Injured List.
January 23, 2002	Placed forward Robert Traylor on the Injured List.
February 5, 2002	Placed David Wesley on the Injured List and activated Jerome Moiso and Robert Traylor.
February 13, 2002	Placed forward Matt Bullard on the Injured List.
February 18, 2002	Activated forward Jamal Mashburn from the Injured List.
February 28, 2002	Activated David Wesley from the Injured List and placed Jerome Moiso on the Injured List.

## 2002-03

June 25, 2002	Traded 2002 first round draft pick (17th overall) to Washington for guard Courtney Alexander.
July 30, 2002	Signed guard Baron Davis to a multi-year contract extension.
August 23, 2002	Re-signed forward Robert Traylor to a contract.
September 30, 2002	Re-signed free agent forward Lee Nailon. Signed free agent guard Terrell McIntyre and center Thomas Hamilton. Announced that Matt Bullard will begin season on Injured List with a degenerative disc problem in his lower back.
October 12, 2002	Waived center Thomas Hamilton.
October 23, 2002	Waived forward Lee Nailon and guard Terrell McIntyre.
October 28, 2002	Placed Elden Campbell and Matt Bullard on the Injured List to begin the season.
November 22, 2002	Activated center Elden Campbell and placed guard Bryce Drew on the Injured List.
December 4, 2002	Activated guard Bryce Drew and placed Jerome Moiso on the Injured List.
December 16, 2002	Activated forward Jerome Moiso and placed Kirk Haston on the Injured List.
January 10, 2003	Signed guard Robert Pack to a 10-day contract and placed guard Bryce Drew (inflamed left foot) on the Injured List.
January 20, 2003	Signed guard Robert Pack to a second 10-day contract
January 27, 2003	Signed guard Randy Livingston to a 10-day contract, waived forward Matt Bullard and placed guard Baron Davis (left knee surgery) on the Injured List.
January 30, 2003	Signed guard Robert Pack to a contract for the remainder of the season.
February 5, 2003	Released guard Randy Livingston and activated guard Bryce Drew from the Injured List.
February 15, 2003	Placed guard Bryce Drew (strained right calf) on the Injured List and activated forward Kirk Haston from the Injured List.
February 20, 2003	Traded center Elden Campbell to the Seattle SuperSonics for guard Kenny Anderson.
March 10, 2003	Activated guard Baron Davis from the Injured List and placed Kirk Hason (back spasms) on the Injured List.
April 8, 2003	The NBA Board of Governors voted the Hornets would join the Western Conference starting in the 2004-05 season.

## 2003-04

May 4, 2003	Head Coach Paul Silas, Assistants Brian Hill, Stephen Silas and Bob Donnewald Jr. were notified that their contracts would not be renewed by the club.
May 7, 2003	Announced General Manager Jeff Bower resigned to take a position as an assistant coach with Penn St. University.
May 28, 2003	Announced the hiring of Allan Bristow as assistant general manager.
June 9, 2003	Hired Tim Floyd as the team's new head coach.
June 11, 2003	Exercised the team option on forward Robert Traylor for the 2003-04 season.
June 19, 2003	Hired former General Manager Jeff Bower as an assistant coach.
June 23, 2003	Hired Jan van Breda Kolff as an assistant coach.
June 25, 2003	Hired Kenny Gattison as an assistant coach.
June 26, 2003	Drafted forward David West of Xavier with the 18th overall selection in the NBA Draft and high school center James Lang in the second round with the 48th overall selection.
June 30, 2003	Hired Alvin Gentry as an assistant coach.
July 3, 2003	Named Jack Capella executive vice president/chief operating officer of the organization.
July 11, 2003	Signed first round draft choice (18th overall) forward David West to a contract.
July 16, 2003	Re-signed forward PJ Brown.
July 21, 2003	Signed free agent center Sean Rooks to a contract.
July 29, 2003	Signed free agent guard Darrell Armstrong to a contract.
August 4, 2003	Signed forward George Lynch to a contract extension.
September 30, 2003	Signed second round draft pick James Lang, free agent forward Paul Shirley and free agent guard Kareem Reid to contracts.
October 23, 2003	Hornets waive free agent forward Paul Shirley and free agent guard Kareem Reid.
October 27, 2003	Placed Courtney Alexander (ruptured right Achilles tendon), James Lang (back spasms) and Jamal Mashburn (right knee bone bruise) on the Injured List.
October 29, 2003	Waived forward Kirk Haston and signed free agent guard Steve Smith.
October 30, 2003	Signed center Jamaal Magloire to a contract extension.
December 29, 2003	Waived forward James Lang.
January 17, 2004	Placed David Wesley (sprained left big toe) on the Injured List.
January 26, 2004	Signed guard Tierre Brown to a 10-day contract.
January 27, 2004	Activated forward Jamal Mashburn and placed guard Bryce Drew (lower back spasms) on the Injured List.
February 5, 2004	Tierre Brown was not re-signed when his 10-day contract expired and guard Bryce Drew was activated.
February 10, 2004	Placed center Sean Rooks (sprained right ankle) on the Injured List.
February 19, 2004	Traded center Sean Rooks to Orlando for guard Shammond Williams.
March 1, 2004	Placed guard Bryce Drew (back spasms) on the Injured List and activated guard David Wesley.
March 2, 2004	Waived guard Bryce Drew.
March 16, 2004	Placed Jamal Mashburn (bone bruise on right knee) on the Injured List.
March 25, 2004	Signed guard Maurice Carter to a 10-day contract.
April 4, 2004	Signed guard Maurice Carter for the remainder of the season.

## 2004-05

November 13, 2004	Placed forward Rodney Rogers (sprained left knee) on the Injured List and activated guard Junior Harrington.
November 17, 2004	Placed guard Baron Davis (inflamed disc, lower back) on the Injured List and activated guard Tim Pickett.
November 19, 2004	Signed forward Matt Freije and waived guard Tim Pickett.
December 3, 2004	Traded guard Darrell Armstrong to Dallas in exchange for guard Dan Dickau and a 2005 second round draft pick.
December 4, 2004	Signed forward Corsley Edwards and received a league exemption to place center Jamaal Magloire (fractured right ring finger) on the Injured List.
December 12, 2004	Signed forward Lonny Baxter and received a league exemption to place forward David West (right knee contusion) on the Injured List.
December 21, 2004	Activated guard Baron Davis from the Injured list and placed guard Alex Garcia (torn left ACL) on the Injured List.
December 27, 2004	Traded guard David Wesley to Houston in exchange for guard Jim Jackson and forward Bostjan Nachbar and waived guard Alex Garcia and forward Lonnie Baxter.
December 29, 2004	Suspended guard/forward Jim Jackson indefinitely for failing to report to the team.
January 3, 2005	Activated forward Rodney Rogers from the Injured List and waived forward Corsley Edwards.
January 5, 2005	Signed forward Corsley Edwards to a 10-day contract.
January 21, 2005	Traded guard Jim Jackson and a 2005 second round draft pick to Phoenix in exchange for guard/forward Casey Jacobsen, forward/center Maciej Lampe and forward/center Jackson Vroman; waived guard Junior Harrington and forward Matt Freije.
January 28, 2005	Received a league exemption to place guard Baron Davis (bruised right Achilles tendon) on the Injured List and signed guard Junior Harrington to a 10-day contract.
February 11, 2005	Activated guard Baron Davis from the Injured List.
February 24, 2005	Traded forward Jamal Mashburn and Rodney Rogers to Philadelphia for forward Glenn Robinson; traded guard Baron Davis to Golden State for guard Speedy Claxton, center Dale Davis and cash considerations; placed Glenn Robinson (left ankle tendonitis) on the Injured List .
March 1, 2005	Waived center Dale Davis and forward Glenn Robinson.
March 16, 2005	Activated center Jamaal Maglorie and forward David West from the Injured List; placed forward Chris Andersen (infected right elbow) on the Injured List.
March 25, 2005	Activated forward/center Chris Andersen from the Injured List; placed center Maciej Lampe (lower back spasms) on the Injured List.
April 8, 2005	Activated forward/center Maciej Lampe from the Injured List; placed guard Speedy Claxton (strained right groin) on the Injured List.

May 19, 2000  
June 22, 2000

June 29, 2005	Traded guard Chris Paul from Wake Forest with the fourth overall pick in the NBA Draft. Selected Brandon Bass from LSU with the 33rd overall pick in the second round.
July 5, 2005	Signed first round draft choice (fourth overall) guard Chris Paul to a contract.
August 2, 2005	Re-signed free agent forward Bostjan Nachbar to a contract; signed free agent guard Arvydas Macijauskas to a contract; Traded the rights to center Roberto Duenas to Miami in exchange for Rasual Butler from Miami and Kirk Snyder from Utah in a five-team, 13-player deal that also sent Antoine Walker (from Boston) and Jason Williams, James Posey and Andre Emmitt (from Memphis) to Miami, Eddie Jones (from Miami) and Raul Lopez (from Utah) to Memphis, Greg Ostertag (from Memphis) to Utah, and Curtis Borchardt (from Utah) and Qyntel Woods, the draft rights to Albert Miralles, two second round draft picks and cash considerations (from Miami) to Boston.
August 3, 2005	Re-signed free agent forward Chris Andersen to a contract.
September 19, 2005	Announced the temporary relocation of the team to Oklahoma City, OK for the 2005-06 season.
September 30, 2005	Signed second round draft choice (33rd overall) forward Brandon Bass to a contract.
September 30, 2005	Traded guard Dan Dickau to the Boston Celtics for a second round pick in the 2006 NBA Draft.
October 1, 2005	Announced the resignation of General Manager Allan Bristow.
October 1, 2005	Announced the promotion of Jeff Bower to General Manager from Director of Player Personnel.
October 1, 2005	Hired David Miller as an assistant coach.
October 1, 2005	Signed free agents Sean Banks, Troy Bell and Alex Garcia.
October 18, 2005	Waived guard Troy Bell.
October 26, 2005	Traded center Jamaal Magloire to the Milwaukee Bucks for forward Desmond Mason, an unconditional first round pick in the 2006 NBA Draft and cash considerations.
October 27, 2005	Waived guard Alex Garcia.
October 28, 2005	Waived forward George Lynch.

# TEAM HISTORY

## All-Time Transactions

November 17, 2005	Assigned forward Sean Banks to the Tulsa 66ers of the NBADL.
January 5, 2006	Announced that the team would play three games at the New Orleans Arena (3/8 vs. LAL, 3/18 vs. DEN, 3/21 vs. LAC); waived forward Sean Banks.
January 27, 2006	NBA announced that forward Chris Andersen had been dismissed and disqualified from the NBA for violating the terms of the Anti-Drug Program.
January 31, 2006	NBA announced that the team will remain in Oklahoma City for 35 games in the 2006-07 season and that it will play its other six home games in New Orleans; traded two second round draft picks (2006 and 2009) to the Toronto Raptors for forward Aaron Williams.
February 1, 2006	Acquired center Steven Hunter and cash considerations from Philadelphia in exchange for second round picks in 2006 and 2007.
February 7, 2006	Announced that the Steven Hunter trade had been rescinded.
February 13, 2006	Traded center Maciej Lampe to the Houston Rockets for guard Moochie Norris and cash considerations.
February 23, 2006	Traded forward Bostjan Nachbar to the New Jersey Nets for center Marc Jackson and forward Linton Johnson III.
March 24, 2006	Assigned forward Brandon Bass to the Tulsa 66ers of the NBADL.
March 29, 2006	Recalled forward Brandon Bass from the Tulsa 66ers.
March 31, 2006	Waived forward/center Jackson Vroman and signed forward Marcus Fizer to a 10-day contract.
April 10, 2006	Signed forward Marcus Fizer for the remainder of the 2005-06 season.

## 2006-07

June 13, 2006	Exercised the team option on forward Brandon Bass through the 2006-07 season.
June 27, 2006	Announced that the contract of Head Coach Byron Scott had been extended through the 2008-09 season.
June 28, 2006	Drafted center Hilton Armstrong from Connecticut with the 12th overall pick and forward/center Cedric Simmons from North Carolina State with the 15th overall pick in the NBA Draft. Selected Marcus Vinicius of Brazil with the 43rd overall pick in the second round.
July 5, 2006	Signed first round draft picks Hilton Armstrong and Cedric Simmons to contracts; waived guard Moochie Norris.
July 12, 2006	Acquired forward Peja Stojakovic and cash considerations from the Indiana Pacers in exchange for the draft rights to Andrew Betts. Waived guard Arvydas Macijauskas.
July 14, 2006	Acquired center Tyson Chandler from the Chicago Bulls in exchange for forward PJ Brown and guard J.R. Smith. Traded guard Kirk Snyder to the Houston Rockets in exchange for cash considerations and a conditional 2008 second round pick (the Hornets to receive the higher second round slot between the two teams in the 2008 NBA Draft).
July 19, 2006	Signed free agent guard Bobby Jackson and re-signed forward Rasual Butler.
August 9, 2006	Signed free agent guard Jannero Pargo.
August 25, 2006	Announced that the contract of General Manager Jeff Bower had been extended through the 2010-11season. Announced that the contracts of Assistant Coaches Darrell Walker, Kenny Gattison and David Miller had been extended through the 2006-07 season.

## 2007-08

June 12, 2007	Hired Charlie Parker as assistant coach.
June 28, 2007	Drafted forward Julian Wright from Kansas with the 13th overall pick and guard Adam Haluska from Iowa with the 43rd overall pick in the second round.
July 2, 2007	Hired Paul Pressey as assistant coach.
July 7, 2007	Signed first round draft pick Julian Wright and second round pick Adam Haluska to contracts.
July 23, 2007	Signed free agent guard Morris Peterson.
July 24, 2007	Announced Gary Chouest as a minority owner.
August 8, 2007	Re-signed guard Jannero Pargo.
September 13, 2007	Signed free agent forward/center Melvin Ely.
February 21, 2008	Acquired Bonzi Wells, Mike James and cash considerations (from Houston) in a three-team trade that sent Bobby Jackson, Adam Haluska, a 2008 second-round draft pick (from New Orleans) and the rights to Sergei Lishouk (from Memphis) to Houston, and forward Marcus Vinicius, the rights to Malick Badiane and cash considerations (from Houston) to Memphis.
March 5, 2008	Signed forward/center Chris Andersen.

## 2008-09

May 28, 2008	Signed head coach Byron Scott to a contract extension.
June 26, 2008	Drafted forward Darrell Arthur from Kansas with the 27th overall pick then traded Arthur's draft rights to Portland for cash considerations.
July 9, 2008	Signed guard Chris Paul to a contract extension.
July 23, 2008	Signed guard/forward James Posey.
August 22, 2008	Signed guard/forward Devin Brown.
August 26, 2008	Signed forward/center Sean Marks.
October 25, 2008	Hornets exercise fourth-year option on Hilton Armstrong and third-year option on Julian Wright.

## 2009-10

June 5, 2009	Announced that assistant coach Kenny Gattison will not return to the team.
June 25, 2009	Drafted guard Darren Collison from UCLA with the 21st overall pick and acquired the draft rights to Marcus Thornton of LSU (43rd pick) from the Miami Heat for two future secondround picks.
July 8, 2009	Signed draft picks Darren Collison and Marcus Thornton.
July 13, 2009	Named Rob Werdann assistant coach.
July 27, 2009	Signed free agent forward/center Ike Diogu.
July 28, 2009	Acquired center Emeka Okafor of the Charlotte Bobcats in exchange for center Tyson Chandler.
August 6, 2009	Named Robert Pack assistant coach.
August 12, 2009	Acquired a future second round pick from the Los Angeles Clippers in exchange for Rasual Butler.
August 27, 2009	Re-signed forward/center Sean Marks.
September 9, 2009	Acquired Bobby Brown and Darius Songaila from the Minnesota Timberwolves in exchange for Antonio Daniels and a 2014 second round draft pick.
September 28, 2009	Signed Larry Owens and Earl Barron to training camp contracts.
October 21, 2009	Waived Larry Owens and Earl Barron.
October 26, 2009	Exercised fourth-year option on Julian Wright.
November 12, 2009	Byron Scott relieved of head coaching duties; Jeff Bower named Head Coach; Tim Floyd added as Lead Assistant Coach.

January 11, 2010	Acquired conditional second round draft pick in 2016 from Sacramento in exchange for Hilton Armstrong.
January 25, 2010	Acquired Aaron Gray in exchange for Devin Brown.
January 26, 2010	Acquired conditional second round draft pick in 2014 from L.A. Clippers for Bobby Brown.
February 5, 2010	Signed Jason Hart to 10-day contract
April 20, 2010	Jeff Bower resumes sole focus on General Manager duties

June 7, 2010	Monty Williams named Head Coach
June 30, 2010	Michael Malone, Bryan Gates and James Borrego named Assistant Coaches.
July 8, 2010	Acquired draft rights to Craig Brackins and Quincy Pondexter from Oklahoma City in exchange for the draft rights to Cole Aldrich and Morris Peterson.
July 13, 2010	Announced that Jeff Bower would not return as General Manager
July 27, 2010	Dell Demps named General Manager.
August 4, 2010	Randy Ayers and Fred Vinson named Assistant Coaches; Michael Malone named Lead Assistant Coach
August 11, 2010	Tim Connelly hired as Assistant General Manager and Gerald Madkins hired as Vice President of Player Personnel today.
August 11, 2010	Acquired Trevor Ariza from the Houston Rockets in a trade that sent James Posey and Darren Collison from New Orleans to Indiana, Courtney Lee from New Jersey to Houston and Troy Murphy from Indiana to New Jersey.
August 11, 2010	Acquired Marco Belinelli from Toronto in exchange for Julian Wright.
August 31, 2010	Mark Cranston named Head Athletic Trainer, Carlos Daniel named Strength Coach and Adam Tatalovich named Video Coordinator.
September 7, 2010	Signed free agent Mustafa Shakur
September 17, 2010	Signed free agents D.J. Strawberry and Darryl Watkins; announced hiring of scouts David Booth, John Caridio and Terrance "Doc" Martin.
September 20, 2010	Signed free agent Joe Alexander.
September 22, 2010	Mark Cranston resigns as head trainer.
September 23, 2010	Acquired Willie Green and Jason Smith from Philadelphia in exchange for Darius Songaila and Craig Brackin
September 24, 2010	Signed free agents Jannero Pargo and Pops Mensah-Bonsu.
October 5, 2010	Released Jannero Pargo.
October 15, 2010	Signed free agent D.J. Mbenga.
October 18, 2010	Acquired Curtis Jerrells, waived Mustafa Shakur and Darryl Watkins.
October 20, 2010	Waived D.J. Strawberry.
October 23, 2010	Acquired Jerryd Bayless from the Portland Trail Blazers in exchange for a conditional first round pick.
October 24, 2010	Waived Curtis Jerrells.
November 13, 2010	Waived Joe Alexander.
November 19, 2010	Traded Jerryd Bayless and Peja Stojakovic to Toronto in exchange for Jarrett Jack, Marcus Banks and David Andersen.
January 4, 2011	Waived Pops Mensah-Bonsu.
February 4, 2011	Signed Sasha Pavlovic to a 10-day contract.
February 23, 2011	Acquired Carl Landry from the Sacramento Kings for Marcus Thornton and cash considerations.
March 9, 2011	Signed Jerel McNeal to a 10-day contract.
March 26, 2010	Signed Patrick Ewing Jr. to a 10-day contract.
April 5, 2011	Signed Patrick Ewing Jr. for the remainder of season.

June 23, 2011	Trade the rights to forward/center Jonathan Harrelson (45th overall pick in the 2011 NBA Draft) to the New York Knicks for financial considerations.
June 27, 2011	Forward David West declines player option for the 2011-12 season and becomes a free agent.; center Aaron Gray declines player option for the 2011-12 season and becomes a free agent.
June 30, 2011	Extend qualifying offer to guard Marco Belinelli for the 2011-12 season.
July 7, 2011	Reigning NBA D-League champion Iowa Energy named new Hornets D-League affiliate.
August 2, 2011	Dave Hanners named assistant coach, Randy Ayers promoted to lead assistant.
December 9, 2011	Hornets sign nine free agents (Brian Butch, Justin Dentmon, Jerome Dyson, Moses Ehambe, Carldell Johnson, Trey Johnson, DaJuan Summers, Trey Johnson and Terrico White) to training camp roster.
December 13, 2011	Guard Marco Belinelli signs qualifying offer.
December 13, 2011	Waive forward Patrick Ewing Jr.
December 14, 2011	Acquire forward Al-Farouq Aminu, guard Eric Gordon, center Chris Kaman and the more favorable of the 2012 first round picks between the Los Angeles Clippers and Minnesota Timberwolves from the Clippers in exchange for guard Chris Paul and two 2015 2nd round picks.
December 17, 2011	Re-sign free agent forward Carl Landry and forward/center Jason Smith...waive guards Justin Dentmon, Terrico White and Moses Ehambe.
December 19, 2011	Waive forward David Andersen.
December 23, 2011	Sign forward/center Gustavo Ayon...waive center Brian Butch.
December 24, 2011	Acquire guard Greivis Vasquez from the Memphis Grizzlies for forward Quincy Pondexter...waive G Jerome Dyson.
December 31, 2011	Waive forward Lance Thomas.
January 4, 2012	Acquire guard Xavier Henry from the Memphis Grizzlies as part of a three-team trade in exchange for a 2013 2nd round pick.
January 27, 2012	Waive guard Trey Johnson.
February 6, 2012	Sign forward Lance Thomas to a 10-day contract.
February 7, 2012	Waive guard Carldell 'Squeaky' Johnson and forward DaJuan Summers.
February 8, 2012	Sign guard Donald Sloan to a 10-day contract.
February 15, 2012	Sign forward Solomon Jones to a 10-day contract.
February 16, 2012	Sign forward Lance Thomas to a second 10-day contract.
February 20, 2012	Sign guard Donald Sloan to a second 10-day contract.
February 27, 2012	Sign forward Lance Thomas for the remainder of the season; sign C Solomon Jones to a second 10-day contract.
March 9, 2012	Sign center Jeff Foote to a 10-day contract.

## All-Time Transactions

March 18, 2012	Assign guard Xavier Henry to the Iowa Energy of the NBA Developmental League.
March 19, 2012	Recall guard Xavier Henry from the Iowa Energy of the NBA Developmental League.
March 20, 2012	Claim center Chris Johnson off waivers.
April 10, 2012	Sign guard Jerome Dyson to a 10-day contract.
April 18, 2012	Sign center Darryl Watkins for the remainder of the season; waive center Chris Johnson.
April 20, 2012	Sign guard Jerome Dyson for the remainder of the season.

### 2012-13

June 15, 2012	Tom Benson's purchase of the New Orleans Hornets is approved by the NBA's Board of Governors.
June 20, 2012	Acquire forward Rashard Lewis and the 46th pick in the 2012 NBA Draft from the Washington Wizards in exchange for center Emeka Okafor and forward Trevor Ariza.
June 28, 2012	Extend qualifying offer to guard Eric Gordon, making him a restricted free agent.
June 28, 2012	Draft forward Anthony Davis from Kentucky with the first overall pick in the 2012 NBA Draft, guard Austin Rivers from Duke with the 10th pick and forward Darius Miller from Kentucky 46th overall.
June 30, 2012	Waive forward Rashard Lewis.
July 11, 2012	Acquire forward Ryan Anderson from the Orlando Magic in exchange for forward/center Gustavo Ayon; acquire forward/center Edin Bavecic from the Philadelphia 76ers in a three-way deal that sent guard Jarrett Jack to the Golden State Warriors and center Darryl Watkins to the 76ers, while forward Dorell Wright went from Golden State to Philadelphia.
July 13, 2012	Acquire center Brad Miller, the Brooklyn Nets' 2013 second round pick and the Minnesota Timberwolves' 2016 second round pick from Minnesota in exchange for the Hornets' protected second round pick in 2017.
July 14, 2012	Match the Phoenix Suns' offer to restricted free agent guard Eric Gordon.
July 24, 2012	Sign 2012 draft picks forward Anthony Davis and guard Austin Rivers.
July 27, 2012	Acquire center Robin Lopez, forward Hakim Warrick and cash considerations from the Phoenix Suns in exchange for guard Jerome Dyson and center Brad Miller, with two second round picks (acquired in the July 13 trade) going to Minnesota as part of the three-team deal that sent forward Wesley Johnson and a first round pick from Minnesota to Phoenix.
August 4, 2012	Sign guard Roger Mason.
August 16, 2012	Sign guard Brian Roberts.
August 19, 2012	Sign Head Coach Monty Williams to a contract extension.
September 6, 2012	Sign 2012 second round pick Darius Miller.

Year	Round	Player (Overall pick)	College
1988	First	Rex Chapman (8)	Kentucky
	Second	Tom Tolbert (34)	Arizona
	Third	Jeff Moore (58)	Auburn
1989	First Second	J.R. Reid (5) Dyron Nix (29)*	North Carolina Tennessee
1990	First Second	Kendall Gill (5) Steve Scheffler (39)	Illinois Purdue
1991	First Second	Larry Johnson (1) Kevin Lynch (28)	UNLV Minnesota
1992	First Second	Alonzo Mourning (2) Tony Bennett (35)	Georgetown Wisconsin - Green Bay
1993	First First	Greg Graham (17) Scott Burrell (20)	Indiana Connecticut
1994	Second	Darrin Hancock (38)	Kansas
1995	First	George Zidek (22)	UCLA
1996	First First Second	Kobe Bryant (13)** Tony Delk (16) Malik Rose (44)	Lower Merion (HS) Kentucky Drexel
1997	No selections made		
1998	First Second	Ricky Davis (21) Andrew Betts (50)	Iowa Long Beach State
1999	First Second	Baron Davis (3) Lee Nailon (43)	UCLA Texas Christian
2000	First	Jamaal Magloire (19)	Kentucky
2001	First	Kirk Haston (16)	Indiana
2002	No selections made		
2003	First Second	David West (18) James Lang (48)	Xavier Central Park Christian School (HS)
2004	First Second	J.R. Smith (18) Tim Pickett (44)	St. Benedict's Prep (HS) Florida State
2005	First Second	Chris Paul (4) Brandon Bass (33)	Wake Forest LSU
2006	First First Second	Hilton Armstrong (12) Cedric Simmons (15) Marcus Vinicius (43)	Connecticut North Carolina State Brazil
2007	First Second	Julian Wright (13) Adam Haluska (43)	Kansas Iowa
2008	First	Darrell Arthur (27)***	Kansas
2009	First Second	Darren Collison (21) Marcus Thornton (43)****	UCLA LSU
2010	First	Cole Aldrich (11)*****	Kansas
2011	Second	Josh Harrellson (45)*****	Kentucky
2012	First First Second	Anthony Davis (1) Austin Rivers (10) Darius Miller (46)	Kentucky Duke Kentucky

\* Traded to the Indiana Pacers in exchange for center Stuart Gray  
 \*\* Traded to the Los Angeles Lakers in exchange for center Vlade Divac  
 \*\*\* Traded to the Portland Trail Blazers in exchange for cash  
 \*\*\*\* Acquired from the Miami Heat for second round picks in the 2010 and  
 \*\*\*\*\* Traded to Oklahoma City along with Morris Peterson in exchange for  
 Craig Brackins and Quincy Pondexter  
 \*\*\*\*\* Traded to New York for financial considerations

Round	Player (Overall Pick)	Team Selected From
First	Dell Curry (2)	Cleveland Cavaliers
Second	Dave Hoppen (4)	Golden State Warriors
Third	Muggsy Bogues (6)	Washington Bullets
Fourth	Mike Brown (8) *	Chicago Bulls
Fifth	Rickey Green (10)	Utah Jazz
Sixth	Michael Holton (12)	Portland Trail Blazers
Seventh	Michael Brooks (14)	Denver Nuggets
Eighth	Bernard Thompson (16)	Phoenix Suns
Ninth	Ralph Lewis (18)	Detroit Pistons
Tenth	Clinton Wheeler (20)	Indiana Pacers
Eleventh	Sedric Toney (22)	New York Knicks

\* Immediately traded to the Utah Jazz in exchange for forward Kelly Tripucka

All-NBA Team		
Larry Johnson	Second Team	1992-93
Glen Rice	Second Team	1996-97
Anthony Mason	Third Team	1996-97
Glen Rice	Third Team	1997-98
Eddie Jones	Third Team	1999-00
Jamal Mashburn	Third Team	2002-03
Baron Davis	Third Team	2003-04
Chris Paul	First Team	2007-08
Chris Paul	Second Team	2008-09
Chris Paul	Third Team	2010-11

Anthony Mason	Second Team	1996-97
Eddie Jones	Second Team	1998-99
Eddie Jones	Second Team	1999-00
PJ Brown	Second Team	2000-01
Chris Paul	Second Team	2007-08
Chris Paul	First Team	2008-09

## Dell Curry 1993-94

Larry Johnson (Shick NBA Rookie of the Year)	1991-92
Chris Paul (T-Mobile NBA Rookie of the Year)	2005-06

Bob Bass	1996-97
----------	---------

PJ Brown 2003-04

Muggsy Bogues 1994-95

Glen Rice	1997
-----------	------

Rex Chapman	Second Team	1988-89
J.R. Reid	Second Team	1989-90
Kendall Gill	First Team	1990-91
Larry Johnson	First Team	1991-92
Alonzo Mourning	First Team	1992-93
Chris Paul	First Team	2005-06
Darren Collison	First Team	2009-10
Marcus Thornton	Second Team	2009-10

# TEAM HISTORY

## NBA Player of the Month

Glen Rice	February	1997
Jamal Mashburn	March	2002
Jamal Mashburn	February	2003
Baron Davis	November	2003
Jamaal Magloire	April	2004
Chris Paul	December	2007
Chris Paul	March	2008
Chris Paul	November	2008
Chris Paul	March	2009
Chris Paul	January	2010

## NBA Coach Of The Month

Dave Cowens	April	1997
Paul Silas	April	2000
Paul Silas	April	2003
Byron Scott	January	2008
Byron Scott	December	2008
Monty Williams	January	2011

## NBA Rookie of the Month

Larry Johnson	Dec, Feb, March	1991-92
Alonzo Mourning	March, April	1992-93
J.R. Smith	Jan., Feb., March	2004-05
Chris Paul	Nov.-Apr.	2005-06
Darren Collison	February	2009-10

## NBA Player of the Week

Larry Johnson	16-Mar-92 through 22-Mar-92
Larry Johnson	8-Feb-93 through 14-Feb-93
Larry Johnson	19-Apr-93 through 25-Apr-93
Alonzo Mourning	12-Apr-93 through 18-Apr-93
Larry Johnson	9-Jan-94 through 15-Jan-95
Glen Rice	30-Dec-96 through 5-Jan-97
Glen Rice	27-Jan-97 through 2-Feb-97
Glen Rice	8-Dec-97 through 14-Dec-97
Baron Davis	20-Nov-00 through 26-Nov-00
Baron Davis	28-Oct-03 through 2-Nov-03
Jamaal Magloire	5-April-04 through 11-April-04
Chris Paul	30-Jan-06 through 5-Feb-06
Chris Paul	24-Dec-07 through 30-Dec-07
Chris Paul	17-Mar-08 through 23-Mar-08
Chris Paul	28-Oct-08 through 2-Nov-08
Chris Paul	15-Dec-08 through 21-Dec-08
Chris Paul	12-Jan-09 through 18-Jan-09
David West	23-Feb-09 through 1-Mar-09
Chris Paul	16-Mar-09 through 22-Mar-09
Chris Paul	1-Nov-10 through 7-Nov-10

## NBA Coach of the Year

Byron Scott	2007-08
-------------	---------

## All-Star Weekend

### All-Star Game Appearances

Date	Site	Player	Role	Min	FG	FGA	3P	3PA	FT	FTM	OFF	DEF	TOT	AST	ST	BLK	PTS
21-Feb-93	Utah	Larry Johnson	Starter	16	2	6	0	0	0	0	3	1	4	0	0	0	4
13-Feb-94	Minnesota	Alonzo Mourning	Reserve					Selected, did not play - Injured									
12-Feb-95	Phoenix	Larry Johnson	Reserve	20	2	3	1	1	2	2	1	3	4	2	0	0	7
12-Feb-95	Phoenix	Alonzo Mourning	Reserve	19	4	9	0	1	2	3	0	8	8	1	0	1	10
11-Feb-96	San Antonio	Glen Rice	Reserve	15	1	5	1	2	4	4	0	1	1	2	0	0	7
9-Feb-97	Cleveland	Glen Rice*	Reserve	25	10	24	4	7	2	2	1	1	2	1	2	0	26
8-Feb-98	New York	Glen Rice	Reserve	16	6	14	4	6	0	0	1	0	1	0	0	0	16
13-Feb-00	Golden State	Eddie Jones	Starter	21	4	7	2	3	0	0	1	3	4	3	1	0	10
10-Feb-02	Philadelphia	Baron Davis	Reserve	13	1	5	0	3	0	0	0	1	1	5	0	0	2
9-Feb-03	Atlanta	Jamal Mashburn	Reserve	14	4	7	2	2	0	0	0	4	4	2	2	0	10
15-Feb-04	Los Angeles	Baron Davis	Reserve	16	3	9	1	6	0	0	0	0	0	7	1	0	7
15-Feb-04	Los Angeles	Jamaal Magloire	Reserve	21	9	16	0	0	1	2	3	5	8	0	1	1	19
17-Feb-08	New Orleans	Chris Paul	Reserve	27	7	14	2	6	0	0	2	1	3	14	4	0	16
17-Feb-08	New Orleans	David West	Reserve	16	3	6	0	0	0	0	2	2	4	1	0	0	6
15-Feb-09	Phoenix	Chris Paul	Starter	29	7	14	0	1	0	0	1	6	7	14	3	0	14
15-Feb-09	Phoenix	David West	Reserve	14	3	5	0	0	0	0	1	2	3	0	1	0	6
14-Feb-10	Dallas	Chris Paul	Reserve					Selected, did not play - Injured									
20-Feb-11	Los Angeles	Chris Paul	Starter	29	3	7	2	3	2	2	1	3	4	7	5	0	10

\*Rice named All-Star Game MVP

### Rookie Game

Date	Site	Player	Role	Min	FG	FGA	3P	3PA	FT	FTM	OFF	DEF	TOT	AST	ST	BLK	PTS
10-Feb-96	San Antonio	George Zidek	Reserve	11	5	9	0	0	0	0	4	2	6	1	1	0	10

### Rookie Challenge (Rookies vs. Sophomores)

Date	Site	Player	Role	Min	FG	FGA	3P	3PA	FT	FTM	OFF	DEF	TOT	AST	ST	BLK	PTS
10-Feb-01	Washington	Baron Davis	Starter	24	6	8	0	1	1	1	2	5	7	8	1	0	13
9-Feb-02	Philadelphia	Lee Nailon	Starter	12	4	8	0	0	0	0	4	2	6	0	1	0	8
17-Feb-06	Houston	Chris Paul	Starter	28	3	8	0	3	2	2	0	4	4	11	5	0	8
16-Feb-07	Las Vegas	Chris Paul	Starter	25	7	10	1	2	1	2	0	3	3	17	9	0	16

### Three-Point Shootout

Date	Site	Player	Result
8-Feb-92	Orlando	Dell Curry	Eliminated in first round - tied for fifth place
12-Feb-94	Minnesota	Dell Curry	Eliminated in first round - tied for sixth place
11-Feb-95	Phoenix	Scott Burrell	Advanced to semifinals - third place
10-Feb-96	San Antonio	Glen Rice	Eliminated in first round - tied for sixth place
8-Feb-97	Cleveland	Glen Rice	Advanced to semifinals - third place
7-Feb-98	New York	Glen Rice	Eliminated in first round - tied for seventh place
9-Feb-03	Atlanta	David Wesley	Eliminated in first round - fifth place
16-Feb-08	New Orleans	Peja Stojakovic	Eliminated in first round - fourth place

Date	Site	Player	Result
10-Feb-90	Miami	Rex Chapman	Eliminated in first round - sixth place
2-Feb-91	Charlotte	Rex Chapman	Advanced to semifinals - third place
2-Feb-91	Charlotte	Kendall Gill	Eliminated in first round - eighth place
8-Feb-92	Orlando	Larry Johnson	Advanced to finals - second place
12-Feb-00	Golden State	Ricky Davis	Eliminated in first round - fourth place
10-Feb-01	Washington	Baron Davis	Advanced to finals - third place
19-Feb-05	Denver	Chris Andersen	Eliminated in first round - fourth place
19-Feb-05	Denver	J.R. Smith	Eliminated in first round - third place

Date	Site	Player	Result
15-Feb-04	Los Angeles	Baron Davis	First place
18-Feb-06	Houston	Chris Paul	Third place
17-Feb-07	Las Vegas	Chris Paul	Fourth place
16-Feb-08	New Orleans	Chris Paul	Second place

Date	Site	Player	Result
7-Feb-98	New York	Glen Rice/Andrea Stinson	Eliminated in first round - fifth place
10-Feb-01	Washington	David Wesley/Dawn Staley	Eliminated in first round - third place

Three-Point Shootout			
Date	Site	Player	Result
8-Feb-92	Orlando	Dell Curry	Eliminated in 1st round - tied for 5th place
12-Feb-94	Minnesota	Dell Curry	Eliminated in 1st round - tied for 6th place
11-Feb-95	Phoenix	Scott Burrell	Advanced to semifinals - 3rd place
10-Feb-96	San Antonio	Glen Rice	Eliminated in 1st round - tied for 6th place
8-Feb-97	Cleveland	Glen Rice	Advanced to semifinals - 3rd place
7-Feb-98	New York	Glen Rice	Eliminated in 1st round - tied for 7th place
9-Feb-03	Atlanta	David Wesley	Eliminated in 1st round - 5th place
16-Feb-08	New Orleans	Peja Stojakovic	Eliminated in 1st round - 4th place

Date	Site	Player	Result
10-Feb-90	Miami	Rex Chapman	Eliminated in first round - 6th place
2-Feb-91	Charlotte	Rex Chapman	Advanced to semifinals - 3rd place
2-Feb-91	Charlotte	Kendall Gill	Eliminated in 1st round - 8th place
8-Feb-92	Orlando	Larry Johnson	Advanced to finals - 2nd place
12-Feb-00	Golden State	Ricky Davis	Eliminated in 1st round - 4th place
10-Feb-01	Washington	Baron Davis	Advanced to finals - 3rd place
19-Feb-05	Denver	Chris Andersen	Eliminated in 1st round - 4th place
19-Feb-05	Denver	J.R. Smith	Eliminated in 1st round - 3rd place

Date	Site	Player	Result
15-Feb-04	Los Angeles	Baron Davis	1st place
18-Feb-06	Houston	Chris Paul	3rd place
17-Feb-07	Las Vegas	Chris Paul	4th place
16-Feb-08	New Orleans	Chris Paul	2nd place

Date	Site	Player	Result
7-Feb-98	New York	Glen Rice/Andrea Stinson	Eliminated in 1st round - 5th place
10-Feb-01	Washington	David Wesley/Dawn Staley	Eliminated in 1st round - 3rd place

# TEAM HISTORY

## All-Time Collegiate Roster

Alabama.....Michael Ansley  
Arkansas.....Corey Beck  
.....Derek Hood  
.....Jannero Pargo  
Arkansas-Little Rock.....Pete Myers  
Arizona.....Jerryd Bayless  
.....Khalid Reeves  
.....Sean Rooks  
.....Tom Tolbert  
Arizona State.....Ike Diogu  
Auburn.....Chuck Person  
Baylor.....David Wesley  
.....Michael Williams  
Ball State.....Bonzi Wells  
Blinn J.C. (TX).....Chris Andersen  
Boston College.....Michael Adams  
Bowling Green.....Antonio Daniels  
Bradley.....Hersey Hawkins  
BYU.....Greg Kite  
California.....Sean Marks  
Cal-State Fullerton.....Bobby Brown  
Centenary.....Robert Parish  
Clemson.....Elden Campbell  
.....Dale Davis  
Central Connecticut State.....Corsley Edwards  
Central Michigan.....Chris Kaman  
Central Oklahoma.....Eddie Robinson  
Colorado State.....Jason Smith  
Connecticut.....Hilton Armstrong  
.....Scott Burrell  
.....Jerome Dyson  
.....Emeka Okafor  
Cornell.....Jeff Foote  
Dartmouth.....James Blackwell  
Detroit.....Earl Cureton  
.....Willie Green  
Drexel.....Malik Rose  
Duke.....Mike Gminski  
.....Lance Thomas  
Duquesne.....Mike James  
Evansville.....Scott Haffner  
Fayetteville State.....Darrell Armstrong  
Florida.....Vernon Maxwell  
Florida State.....Tim Pickett  
Fresno State.....Courtney Alexander  
.....Melvin Ely  
.....Terrance Roberson  
George Mason.....Jason Miskiri  
George Washington.....Pops Mensah-Bonsu  
Georgetown.....Patrick Ewing Jr.  
.....Alonzo Mourning  
.....DaJuan Summers  
.....David Wingate  
Georgia.....Carlos Strong  
Georgia Southern.....Jeff Sanders  
Georgia Tech.....Kenny Anderson  
.....Matt Geiger  
.....Tom Hammonds  
.....Jarrett Jack  
Gonzaga.....Dan Dickau  
Hofstra.....Speedy Claxton  
Houston.....Anthony Goldwire  
Illinois.....Kendall Gill  
.....Eddie Johnson  
Indiana.....Eric Gordon  
.....Kirk Haston  
Iowa.....B.J. Armstrong  
.....Ryan Bowen  
.....Matt Bullard  
.....Ricky Davis  
Iowa State.....Marcus Fizer  
.....Jeff Grayer  
.....Jackson Vroman  
Jackson State.....Trey Johnson  
Kansas.....Darrin Hancock

.....Xavier Henry  
.....Cedric Hunter  
.....Julian Wright  
Kansas State.....Steve Henson  
Kentucky.....Rex Chapman  
.....Tony Delk  
.....Jamaal Magloire  
.....Jamal Mashburn  
La Salle.....Rasual Butler  
.....Ralph Lewis  
.....Doug Overton  
Louisiana State.....Brandon Bass  
.....Maurice Carter  
.....Chris Johnson  
.....Randy Livingston  
.....Marcus Thornton  
Louisiana Tech.....PJ Brown  
Marquette.....Tony Smith  
Maryland.....Lonny Baxter  
.....Tony Massenburg  
.....Greivis Vasquez  
McNeese State.....Tierre Brown  
Memphis (Memphis St).....Sean Banks  
.....Elliot Perry  
.....Andre Turner  
.....Tim James  
Miami.....Rickey Green  
Michigan.....Glen Rice  
.....Rumeal Robinson  
.....Robert Traylor  
Michigan State.....Jamie Feick  
.....Morris Peterson  
.....Steve Smith  
Minnesota.....Willie Burton  
.....Bobby Jackson  
.....Kevin Lynch  
Mississippi.....Gerald Glass  
Nebraska.....Tony Farmer  
.....Dave Hoppen  
Nevada.....Kirk Snyder  
New Orleans.....Ron Grandison  
.....Michael McDonald  
North Carolina.....George Lynch  
.....J.R. Reid  
.....Shammond Williams  
.....Joe Wolf  
North Carolina State.....Chuck Brown  
.....Todd Fuller  
.....Sidney Lowe  
.....Charles Shackelford  
.....Cedric Simmons  
Notre Dame.....Tim Kempton  
.....Donald Royal  
.....Kelly Tripucka  
Oklahoma State.....Desmond Mason  
Old Dominion.....Kenny Gattison  
Oral Roberts.....Greg Sutton  
Penn State.....Frank Brickowski  
Pepperdine.....Anthony Frederick  
Pittsburgh.....Aaron Gray  
Providence.....Marty Conlon  
.....Otis Thorpe  
Purdue.....Carl Landry  
.....Brad Miller  
.....Glenn Robinson  
.....Steve Scheffler  
.....Jerry Sichting  
Rice.....Ricky Pierce  
Richmond.....Johnny Newman  
St. John's.....Tyrone Grant  
St. Mary's.....Robert Reid  
Santa Clara.....Kurt Rambis  
South Carolina.....Terry Dozier  
South Carolina State.....Travis Williams  
South Florida.....Solomon Jones

Southern.....Bobby Phills  
Southern Mississippi.....Joe Courtney  
.....Randolph Keys  
Stanford.....Casey Jacobsen  
Stetson.....Lorenzo Williams  
Syracuse.....Rafael Addison  
.....Derrick Coleman  
.....LeRon Ellis  
.....Jason Hart  
.....Darryl Watkins  
Temple.....Donald Hodge  
.....Eddie Jones  
.....Marc Jackson  
Tennessee.....Dale Ellis  
Tennessee State.....Anthony Mason  
Texas A&M.....Donald Sloan  
Texas Christian.....Lee Nailon  
Texas-San Antonio.....Devin Brown  
Trenton State.....Greg Grant  
Tulane.....Linton Johnson  
UAB.....Carldell Johnson  
UC-Santa Barbara.....Richard Anderson  
UCLA.....Trevor Ariza  
.....Darren Collison  
.....Baron Davis  
.....Stuart Gray  
.....Michael Holton  
.....Jerome Moiso  
.....George Zidek  
UNC-Wilmington.....Brian Rowsom  
UNLV.....Stacey Augmon  
.....Marcus Banks  
.....Armon Gilliam  
.....Sidney Green  
.....Larry Johnson  
USC.....Robert Pack  
.....Terry Dozier  
Utah.....Tom Chambers  
Valparaiso.....Bryce Drew  
Vanderbilt.....Matt Freije  
Virginia Tech.....Dell Curry  
Wake Forest.....Al-Farouq Aminu  
.....Tyrone "Muggsy" Bogues  
.....Chris Paul  
.....Rodney Rogers  
.....Darius Songaila  
Washington.....Quincy Pondexter  
.....Eldridge Recasner  
West Florida.....Moochie Norris  
Wingate.....Junior Harrington  
Wisconsin-Green Bay.....Tony Bennett  
Wyoming.....Eric Leckner  
Xavier (Ohio).....Michael Hawkins  
.....James Posey  
.....David West  
.....Aaron Williams  
No College.....David Andersen  
.....Gustavo Ayon  
.....Marco Belinelli  
.....Tyson Chandler  
.....Vlade Divac  
.....Alex Garcia  
.....Maciej Lampe  
.....James Lang  
.....Arydas Maciauskas  
.....DJ Mbenga  
.....Bostjan Nachbar  
.....Sasha Pavlovic  
.....J.R. Smith  
.....Peja Stojakovic  
.....Marcus Vinicius  
230 players representing 114 colleges and universities.  
15 players did not attend college.

00	Tony Delk Robert Parish		George Lynch Kevin Lynch* Doug Overton Morris Peterson* Darius Songaila		Patrick Ewing Jr. Ralph Lewis* Johnny Newman Tim Pickett Cedric Simmons DaJuan Summers		Robert Traylor Aaron Williams
0	Al-Farouq Aminu					35	Richard Anderson Matt Freije Gerald Glass Kirk Haston Donald Hodge* Chris Kaman Sidney Lowe
1	Chris Andersen* Trevor Ariza Tyrone "Muggsy" Bogues Baron Davis Ike Diogu Kirk Snyder	10	B.J. Armstrong Darrell Armstrong Eric Gordon Bostjan Nachbar Andre Turner	23	Michael Adams Devin Brown Terry Dozier J.R. Smith Tom Tolbert*	39	Tom Tolbert*
2	Stacey Augmon Scott Burrell* Darren Collison Dan Dickau Dale Ellis* Jarrett Jack Larry Johnson Jannero Pargo	11	David Andersen Jerome Dyson Jason Hart Ralph Lewis* Vernon Maxwell Jason Miskiri Doug Overton Marcus Vinicius Shammond Williams David Wingate*	24	Scott Burrell* Anthony Frederick Carl Landry Jamal Mashburn Desmond Mason Morris Peterson* Bonzi Wells Micheal Williams	40	Ryan Bowen Frank Brickowski Joe Courtney Donald Hodge* Brad Miller Lorenzo Williams
3	Darrell Armstrong Lonny Baxter Rex Chapman Hersey Hawkins* Randy Livingston Chris Paul Eldridge Recasner Khalid Reeves	12	Chris Andersen* Kenny Anderson Hilton Armstrong Vlade Divac Tom Hammonds* Steve Henson Trey Johnson Jerry Sichting Donald Sloan Greg Sutton	25	Tony Bennett Chuckie Brown* Earl Cureton Tim James Moochie Norris George Zidek	42	PJ Brown Mike Gminski Dave Hoppen Michael McDonald Lance Thomas
4	Scott Haffner Darrin Hancock Xavier Henry Sean Marks Jackson Vroman David Wesley	#13	Kendall Gill Bobby Phills	28	LeRon Ellis* D.J. Mbenga	43	LeRon Ellis* Linton Johnson Carlos Strong Joe Wolf*
				30	Dell Curry David West Joe Wolf*		
5	Elden Campbell* Maurice Carter Speedy Claxton Anthony Goldwire Greg Grant Mike James Carldeell Johnson Donald Royal Marcus Thornton	14	Corey Beck* Rickey Green Anthony Mason Robert Pack Jason Smith	31	Ron Grandison Randolph Keys Kurt Rambis Glenn Robinson Malik Rose Darryl Watkins	44	Derrick Coleman Kenny Gattison* Marc Jackson Pops Mensah-Bonsu
		15	Gustavo Ayon Corey Beck* Cedric Hunter Maciej Lampe	32	Courtney Alexander Sean Banks Jerryd Bayless Hersey Hawkins* Casey Jacobsen Greg Kite Tony Massenburg Eddie Robinson Brian Rowsom Jeff Sanders Travis Williams Julian Wright	45	Rasual Butler Armon Gilliam Eric Leckner Sean Rooks Brian Rowsom Chuck Person
6	Bobby Brown Tierre Brown Tyson Chandler Junior Harrington Michael Holton Eddie Jones Jerome Moiso Arvydas Macijauskas Sasha Pavlovic	16	Peja Stojakovic			50	Matt Bullard Antonio Daniels Jamie Feick Emeka Okafor Robert Reid
		17	Bryce Drew				
		18	Solomon Jones				
		20	Alex Garcia Jeff Grayer Tom Hammonds* Pete Myers Quincy Pondexter Rumeal Robinson Jeff Sanders	33	Brandon Bass Melvin Ely Kenny Gattison* Willie Green Hersey Hawkins* Kevin Lynch* Alonzo Mourning Lee Nailon* Charles Shackelford	52	Chuckie Brown* Todd Fuller Matt Geiger Otis Thorpe
7	Rafael Addison James Blackwell Marty Conlon Michael Hawkins J.R. Reid* Kelly Tripucka	21	Ricky Davis Marcus Fizer Sidney Green Jamaal Magloire Elliot Perry Ricky Pierce Greivis Vasquez Micheal Williams			54	Michael Ansley Jeff Foote James Lang Lee Nailon* Rodney Rogers
8	Marco Belinelli Tony Farmer Bobby Jackson Eddie Johnson Terrance Roberson Steve Smith			34	Dale Davis Corsley Edwards Tyrone Grant Aaron Gray J.R. Reid* Tony Smith	55	Stuart Gray Derek Hood Steve Scheffler David Wingate*
9	Willie Burton Dale Ellis*	22	Tom Chambers				

---

43 numbers worn by 232 players.

18 players wore more than one number (\*). Hersey Hawkins wore three different jersey numbers

One jersey is retired (#)

Number seven has been retired to honor the legacy of New Orleans Jazz great "Pistol" Pete Maravich.

Hornets Firsts

Charlotte Hornets

First Game: vs. Cleveland, 11/4/88  
First Win: 117-105 vs. L.A. Clippers, 11/8/88  
First Loss: 133-93 vs. Cleveland, 11/4/88  
First Road Win: 107-105 at San Antonio, 11/19/88  
First Overtime Game: at New Jersey (121-112 loss), 12/10/88  
First Overtime Win: 127-122 at Philadelphia, 1/16/89  
First Starting Lineup: F-Kelly Tripucka, F-Kurt Rambis, C-Dave Hoppen, G-Rickey Green, G-Robert Reid vs. Cleveland, 11/4/88  
First Point: Kelly Tripucka vs. Cleveland, 11/4/88  
First FG Attempt: Rickey Green vs. Cleveland, 11/4/88  
First FG Made: Kelly Tripucka vs. Cleveland, 11/4/88  
First Free Throw Made: Kelly Tripucka vs. Cleveland, 11/4/88  
First Three-Point FG Attempt: Kelly Tripucka at Detroit, 11/5/88  
First Three-Point FG Made: Kelly Tripucka at Atlanta, 11/12/88  
First Rebound: Kelly Tripucka vs. Cleveland, 11/4/88  
First Assist: Rickey Green vs. Cleveland, 11/4/88  
First Steal: Kelly Tripucka vs. Cleveland, 11/4/88  
First Blocked Shot: Michael Holton vs. Cleveland, 11/4/88  
First 20-plus points game: 24 by Kelly Tripucka vs. Clippers, 11/8/88  
First 30-plus points game: 31 by Kelly Tripucka at San Antonio, 11/19/88  
First 40-plus points game: 40 by Kelly Tripucka vs. Indiana, 12/14/88  
First 10-plus rebounds game: 14 by Kurt Rambis vs. Clippers, 11/8/88  
First 20-plus rebounds game: 21 by Kurt Rambis vs. Dallas, 12/16/88  
First 10-plus assists game: 10 by Michael Holton vs. New Jersey, 11/15/88  
First 20 Point-20 Rebound Game: 25 points-20 rebounds by J.R. Reid vs. Orlando, 11/14/89

New Orleans Hornets

First Game: vs. Utah, 10/30/02  
First Win: 100-75 vs. Utah, 10/30/02  
First Loss: 84-79 at Chicago, 11/1/02  
First Road Win: at New York (97-91 OT Win), 11/10/02  
First Overtime Game: at New York (97-91 Win), 11/10/02  
First Overtime Win: at New York (97-91 Win), 11/10/02  
First Starting Lineup: F-Jamal Mashburn, F-PJ Brown, C-Jamaal Magloire, G-Baron Davis, G-David Wesley  
First Point: PJ Brown vs. Utah, 10/30/02 (13' jumper)  
First Field Goal Attempt: Baron Davis vs. Utah, 10/30/02 (miss)  
First Field Goal Made: PJ Brown vs. Utah, 10/30/02 (13' jumper)  
First Free Throw Made: PJ Brown vs. Utah, 10/30/02  
First Three-Point FG Attempt: Baron Davis vs. Utah, 10/30/02  
First Three-Point FG Made: Baron Davis vs. Utah, 10/30/02  
First Rebound: Jamal Mashburn vs. Utah, 10/30/02  
First Assist: Jamal Mashburn vs. Utah, 10/30/02  
First Steal: Baron Davis vs. Utah, 10/30/02  
First Blocked Shot: Robert Traylor vs. Utah, 10/30/02  
First 20-Plus Pts Game: 21 by Baron Davis vs. Utah, 10/30/02  
First 30-Plus Pts Game: 35 by Jamal Mashburn vs. Miami, 11/2/02  
First 40-Plus Pts Game: 50 by Jamal Mashburn vs. Memphis, 2/21/03  
First 10-Plus Reb Game: 10 by PJ Brown vs. Miami, 11/2/02  
First 20-Plus Reb Game: 20 by Jamaal Magloire vs. Indiana, 2/12/03  
First 10-Plus Asst Game: 10 by Baron Davis vs. Utah, 10/30/02  
First 20-Point-20 Rebound Game: 23 points, 21 rebounds by Jamaal Magloire at Toronto, 3/7/2004  
First 20-Plus Asst Game: 21 by Chris Paul at Los Angeles Lakers, 11/6/2008

All-Time Attendance Totals

Season	Regular Season			NBA Playoffs		
	Games	Attendance	Average	Games	Attendance	Average
1988-89*	41	950,064	23,172	--	--	--
1989-90	41	979,941	23,901	--	--	--
1990-91*	41	980,141	23,906	--	--	--
1991-92*	41	971,618	23,698	--	--	--
1992-93*	41	971,618	23,698	4	94,792	23,698
1993-94*	41	971,618	23,698	--	--	--
1994-95*	41	971,618	23,698	2	47,718	23,859
1995-96*	41	985,722	24,042	--	--	--
1996-97*	41	985,722	24,042	1	24,042	24,042
1997-98	41	959,634	23,406	4	87,164	21,791
1998-99	25	480,807	19,232	--	--	--
1999-00	41	732,827	17,874	2	26,709	13,355
2000-01	41	615,424	15,010	4	81,940	20,485
2001-02	41	462,738	11,286	4	41,514	10,379
2002-03	41	641,683	15,651	3	52,133	17,378
2003-04	41	587,613	14,332	3	47,557	15,852
2004-05	41	583,070	14,221	--	--	--
2005-06 <sup>†</sup>	41	744,920	18,169	--	--	--
2006-07 <sup>^</sup>	41	731,165	17,833	--	--	--
2007-08	41	581,432	14,181	7	126,009	18,001
2008-09	41	695,727	16,968	2	34,725	17,363
2009-10	41	620,366	15,131	--	--	--
2010-11	41	603,088	14,709	3	54,372	18,124
2011-12	33	498,618	15,110	--	--	--
Totals	960	18,307,174	19,069	39	718,675	18,428

\* Led NBA in attendance

<sup>†</sup> Played home games at four sites: Oklahoma City (Ford Center, 36 games) - Avg. 18,717, New Orleans, LA (New Orleans Arena, three games) - Avg. 17,485, Baton Rouge, LA (Pete Maravich Assembly Center, one game) - 7,302, Norman, OK (Lloyd Noble Center, one game) - 11,343

<sup>^</sup> Played home games at two sites: Oklahoma City (Ford Center, 35 games) - Avg. 17,951, New Orleans, LA (New Orleans Arena, six games) - Avg. 17,129

## All-Time Preseason Results

Date	Opponent	W/L	Score	Site	Date	Opponent	W/L	Score	Site
12/16/2011	at Memphis	W	97-90	FedEx Forum, Memphis, In.	10/23/99	Dallas	W	126-110	Charlotte Coliseum, Charlotte, N.C.
12/21/2011	Memphis	W	95-80	New Orleans Arena, New Orleans, La.	10/29/99	Chicago	W	103-89	Dean E. Smith Center, Chapel Hill, N.C.
10/9/2010	Memphis	L	90-97	New Orleans Arena, New Orleans, La.	01/29/99	Atlanta	L	74-79	Charlotte Coliseum, Charlotte, N.C.
10/10/2010	at Orlando	L	81-135	Amway Center, Orlando, Fla.	01/30/99	Atlanta	L	79-95	Georgia Tech, Atlanta, Ga.
10/13/2010	Miami	W	90-76	New Orleans Arena, New Orleans, La.	10/10/97	Golden State	W	109-98	San Jose Arena, San Jose, Calif.
10/15/2010	at Indiana	L	98-101	Conseco Fieldhouse, Indianapolis, Ind.	10/11/97	Utah	L	86-105	Delta Center, Salt Lake City, Utah
10/16/2010	Atlanta	L	74-84	Health Alliance Cen., Johnson City, Tenn.	10/16/97	Golden State	W	97-91	Charlotte Coliseum, Charlotte, N.C.
10/18/2010	at Memphis	L	91-96	FedEx Forum, Memphis, Tenn.	10/19/97	Minnesota	L	102-106	Roanoke Civic Center, Roanoke, Va.
10/20/2010	at Charlotte	L	98-105	Time Warner Cble Arena, Charlotte, N.C.	10/21/97	Indiana	L	83-95	Nashville Coliseum, Nashville, Tenn.
10/21/2010	at Oklahoma City	L	86-101	Okla. City Arena, Oklahoma City, Okla.	10/22/97	Utah	W	109-99	Charlotte Coliseum, Charlotte, N.C.
10/7/2009	Atlanta	L	102-108	Phillips Arena, Atlanta, Ga.	10/24/97	Minnesota	W	125-100	Fargodome, Fargo, N.D.
10/8/2009	Charlotte	L	101-108	Greensboro Coliseum, Greensboro, N.C.	10/25/97	Indiana	L	81-88	Market Square Arena, Indianapolis, Ind.
10/10/2009	Oklahoma City	W	88-79	New Orleans Arena, New Orleans, La.	10/11/96	Boston	W	122-118	Greensboro Coliseum, Greensboro, N.C.
10/13/2009	vs. Orlando	L	86-121	Charles Koch Arena, Wichita, Kansas	10/12/96	New Jersey	L	105-108	Richmond Coliseum, Richmond, Va.
10/15/2009	at Miami	L	81-97	Sprint Center, Kansas City, Mo.	10/16/96	Denver	L	95-110	McNichols Arena, Denver, Colo.
10/17/2009	vs. Indiana	W	108-96	New Orleans Arena, New Orleans, La.	10/18/96	Dallas	L	84-87	Reunion Arena, Dallas, Texas
10/22/2009	at Golden State	L	92-126	ORACLE Arena, Oakland, Calif.	10/20/96	Houston	L	85-91	North Charleston Coliseum, Charleston, S.C.
10/23/2009	at L.A. Clippers	L	88-91	STAPLES Center, Los Angeles, Calif.	10/21/96	Cleveland	W	109-107	Charlotte Coliseum, Charlotte, N.C.
10/5/2008	Golden State	W	106-103	New Orleans Arena, New Orleans, La.	10/23/96	Boston	L	105-118	FleetCenter, Boston, Mass.
10/8/2008	Indiana	W	105-71	Indiana Fairgrounds, Indianapolis, Ind.	10/25/96	Washington	L	75-88	Charlotte Coliseum, Charlotte, N.C.
10/10/2008	San Antonio	W	89-84	AT&T Center, San Antonio, Texas	10/12/95	Phoenix	L	96-111	America West Arena, Phoenix, Ariz.
10/14/2008	Washington	W	96-80	O2 World, Berlin, Germany	10/14/95	San Antonio	W	115-109	Alamodome, San Antonio, Texas
10/17/2008	Washington	W	102-80	Palau Sant Jordi, Barcelona, Spain	10/17/95	L.A. Lakers	L	94-101	Thomas & Mack Center, Las Vegas, Nev.
10/21/2008	Indiana	W	101-96	New Orleans Arena, New Orleans, La.	10/19/95	Denver	W	104-94	Charlotte Coliseum, Charlotte, N.C.
10/23/2008	Miami	W	100-80	USA Mitchell Center, Mobile, Ala.	10/20/95	Detroit	L	93-105	Greensboro Coliseum, Greensboro, N.C.
10/9/2007	Houston	W	94-92	Ford Center, Oklahoma City, Okla.	10/22/95	Phoenix	W	113-96	Charlotte Coliseum, Charlotte, N.C.
10/10/2007	Indiana	L	96-101	Conseco Fieldhouse, Indianapolis, Ind.	10/27/95	New Jersey	L	89-100	Meadowlands Arena, East Rutherford, N.J.
10/13/2007	Phoenix	W	111-106	US Airways Center, Phoenix, Ariz.	10/28/95	Philadelphia	W	103-99	Richmond Coliseum, Richmond, Va.
10/15/2007	Indiana	L	104-117	New Orleans Arena, New Orleans, La.	10/14/94	Atlanta	L	103-110	Memorial Center, Johnson City, Tenn.
10/19/2007	Miami	W	92-85	Mississippi Coast Coliseum, Biloxi, Miss.	10/18/94	Golden State	L	116-132	Bercy Arena, Paris, France
10/21/2007	Dallas	L	97-103	American Airlines Center, Dallas, Texas	10/21/94	Buckler (*)	W	114-107	Palazzo Dello Sport, Bologna, Italy
10/24/2007	Atlanta	L	98-107	New Orleans Arena, New Orleans, La.	10/24/94	Detroit	L	104-114	Charlotte Coliseum, Charlotte, N.C.
10/26/2007	Charlotte	W	111-100	Joel Coliseum, Winston-Salem, N.C.	10/26/94	Indiana	L	104-113	Market Square Arena, Indianapolis, Ind.
10/13/2005	Denver	W	100-90	Pepsi Center, Denver, Colo.	10/27/94	Dallas	W	117-99	Charlotte Coliseum, Charlotte, N.C.
10/15/2005	Orlando	L	83-101	St. Petersburg Forum, St. Petersburg, Fla.	10/31/94	San Antonio	L	114-121	The Alamodome, San Antonio, Texas
10/18/2005	Atlanta	L	94-97	ALLTEL Arena, Little Rock, Ark.	10/14/93	Portland	L	103-128	Gill Coliseum, Corvallis, Ore.
10/20/2005	San Antonio	L	90-97	CenturyTel Center, Bossier City, La.	10/18/93	San Antonio	L	105-113	McKale Center, Tucson, Ariz.
10/23/2005	Denver	L	93-97	Ford Center, Oklahoma City, Okla.	10/20/93	Atlanta	W	123-105	The Scope, Norfolk, Va.
10/25/2005	Miami	W	111-91	Maravich Assembly Center, Baton Rouge, La.	10/21/93	Boston	W	101-98	Hartford Civic Center, Hartford, Conn.
10/27/2005	Houston	W	89-88	Ford Center, Oklahoma City, Okla.	10/24/93	New Jersey	L	107-112	Thompson Boling Arena, Knoxville, Tenn.
10/28/2005	Atlanta	L	90-104	Columbus Civic Center, Columbus, Ga.	10/26/93	Philadelphia	W	138-126	Charlotte Coliseum, Charlotte, N.C.
10/13/2004	Dallas	W	94-87	New Orleans Arena, New Orleans, La.	10/28/93	Indiana	L	113-121	STU Arena, Carbondale, Ill.
10/15/2004	Chicago	L	100-103	United Center, Chicago, Ill.	10/29/93	Boston	W	111-94	Charlotte Coliseum, Charlotte, N.C.
10/16/2004	L.A. Clippers	W	105-95	Cajundome, Lafayette, La.	10/15/92	Cleveland	L	114-134	Nutter Center, Dayton, Ohio
10/19/2004	Philadelphia	W	92-89	New Orleans Arena, New Orleans, La.	10/18/92	New Jersey	W	123-119	Charlotte Coliseum, Charlotte, N.C.
10/21/2004	Orlando	L	91-92	Mississippi Coast Coliseum, Biloxi, Miss.	10/20/92	Orlando	W	117-112	Asheville Civic Center, Asheville, N.C.
10/23/2004	Sacramento	L	87-92	ARCO Arena, Sacramento, Calif.	10/24/92	Orlando	L	102-131	Orlando Arena, Orlando, Fla.
10/24/2004	L.A. Clippers	L	93-97	STAPLES Center, Los Angeles, Calif.	10/25/92	Utah	L	100-117	Lawrence Joel Col., Winston-Salem, N.C.
10/8/03	Orlando	W	105-98	Maravich Assembly Center, Baton Rouge, La.	10/27/92	Indiana	W	125-112	Charlotte Coliseum, Charlotte, N.C.
10/11/03	Dallas	L	99-110	American Airlines Center, Dallas, Texas	10/30/92	Portland	W	130-123	Thomas and Mack Center, Las Vegas, Nev.
10/12/03	Houston	W	89-71	Toyota Center, Houston, Texas	11/1/92	Golden State	L	114-126	Special Events Center, El Paso, Texas
10/14/03	Orlando	W	89-84	TD Waterhouse Centre, Orlando, Fla.	11/3/92	Portland	L	118-124	Hall of Fame Game, Springfield, Mass.
10/16/03	Chicago	L	101-91	New Orleans Arena, New Orleans, La.	10/12/91	New Jersey	W	110-93	Greensboro Coliseum, Greensboro, N.C.
10/18/03	Washington	W	87-85	New Orleans Arena, New Orleans, La.	10/13/91	Denver	W	103-100	Assembly Hall, Champaign, Ill.
10/20/03	Philadelphia	W	102-95	Ted Constant Convocation Center, Norfolk, Va.	10/16/91	Golden State	L	123-134	Thomas and Mack Center, Las Vegas, Nev.
10/22/03	San Antonio	L	79-103	SBC Center, San Antonio, Texas	10/18/91	Philadelphia	W	128-120	Charlotte Coliseum, Charlotte, N.C.
10/9/02	Indiana	L	74-95	Conseco Fieldhouse, Indianapolis, Ind.	10/19/91	Utah	L	115-128	Reynolds Coliseum, Raleigh, N.C.
10/10/02	Indiana	W	95-93	Roberts Stadium, Evansville, Ind.	10/22/91	Dallas	L	99-110	Ferrell Center, Waco, Texas
10/12/02	San Antonio	L	76-93	Mississippi Coast Coliseum, Biloxi, Miss.	10/23/91	Indiana	L	123-143	Roberts Stadium, Evansville, Ind.
10/15/02	Orlando	L	90-103	TD Waterhouse Center, Orlando, Fla.	10/28/91	Cleveland	L	110-127	Charlotte Coliseum, Charlotte, N.C.
10/17/02	Washington	L	78-88	New Orleans Arena, New Orleans, La.	10/12/90	Dallas	W	107-83	Scope, Norfolk, Va.
10/19/02	Washington	W	99-92	Greensboro Coliseum, Greensboro, N.C.	10/13/90	Philadelphia	W	118-111	Smith Center, Chapel Hill, N.C.
10/22/02	Atlanta	L	87-85	New Orleans Arena, New Orleans, La.	10/16/90	New Jersey	W	105-96	University of Toledo, Toledo, Ohio
10/25/02	Atlanta	L	69-90	Phillips Arena, Atlanta, Ga.	10/19/90	Orlando	W	131-97	Charlotte Coliseum, Charlotte, N.C.
10/9/01	New Jersey	W	91-84	Continental Airlines Arena, East Rutherford, N.J.	10/20/90	Minnesota	L	88-93	Charlotte Coliseum, Charlotte, N.C.
10/10/01	Boston	L	72-80	FleetCenter, Boston, Mass.	10/25/90	Minnesota	W	94-91 (OT)	Mayo Civic Center, Rochester, Minn.
10/12/01	Orlando	L	86-91	Entertainment and Sports Arena, Raleigh, N.C.	10/27/90	Portland	L	97-112	Memorial Coliseum, Portland, Ore.
10/16/01	Boston	W	99-88	Charlotte Coliseum, Charlotte, N.C.	10/28/90	Portland	L	119-133	Univ. of Oregon, Eugene, Ore.
10/17/01	Orlando	W	97-94	TD Waterhouse Centre, Orlando, Fla.	10/12/89	Dallas	W	92-91	Ferrell Center, Waco, Texas
10/20/01	Atlanta	L	73-88	Phillips Arena, Atlanta, Ga.	10/14/89	Washington	L	123-131	Carolina Coliseum, Columbia, S.C.
10/22/01	Indiana	W	91-78	North Charleston Coliseum, Charleston, S.C.	10/15/89	Washington	W	104-88	Winthrop Coliseum, Rock Hill, S.C.
10/23/01	Atlanta	W	91-79	Charlotte Coliseum, Charlotte, N.C.	10/20/89	New Jersey	L	86-98	Trask Coliseum, Wilmington, N.C.
10/11/00	L.A. Lakers	W	103-90	New Orleans Arena, New Orleans, La.	10/21/89	New Jersey	W	93-81	Charlotte Coliseum, Charlotte, N.C.
10/12/00	Houston	L	86-89	Compaq Center, Houston, Texas	10/24/89	Minnesota	L	82-88	Rupp Arena, Lexington, Ky.
10/14/00	Atlanta	W	113-92	BI-LO Center, Greenville, S.C.	10/28/89	Miami	W	141-114	Miami Arena, Miami, Fla.
10/18/00	New Jersey	W	99-90	Charlotte Coliseum, Charlotte, N.C.	10/29/89	Miami	L	101-106	Greensboro Coliseum, Greensboro, N.C.
10/21/00	Toronto	W	91-66	Air Canada Centre, Toronto, Ont.	10/14/88	New Jersey	L	97-118	Madison Square Garden, N.Y.
10/24/00	Minnesota	L	79-100	Greensboro Coliseum, Greensboro, N.C.	10/16/88	New York	W	126-113	Carolina Coliseum, Columbia, S.C.
10/25/00	Toronto	L	88-94	Charlotte Coliseum, Charlotte, N.C.	10/22/88	Chicago	L	99-115	Dean Smith Center, Chapel Hill, N.C.
10/13/99	Boston	W	110-103	Fleet Center, Boston, Mass.	10/23/88	Chicago	L	97-118	Richmond Coliseum, Richmond, Va.
10/14/99	Minnesota	L	82-90	Target Center, Minneapolis, Minn.	10/29/88	Dallas	W	104-93	Charlotte Coliseum, Charlotte, N.C.
10/16/99	Dallas	L	88-114	Reunion Arena, Dallas, Texas	10/30/88	Cleveland	L	102-110	Memorial Coliseum, Winston-Salem, N.C.
10/18/99	Houston	W	104-91	Crown Coliseum, Fayetteville, N.C.	10/31/88	Cleveland	L	87-100	Cumberland Arena, Fayetteville, N.C.
10/19/99	Boston	W	120-117 (OT)	Charlotte Coliseum, Charlotte, N.C.	(*) - not an NBA sanctioned game				
10/22/99	Atlanta	L	91-93	BI-LO Center, Greenville, S.C.					

# TEAM HISTORY


## All-Time Preseason Record

Year-by-Year Preseason Records				
Year	Overall	Home	NBA Road	Neutral*
2011-12	2-0	1-0	1-0	0-0
2010-11	1-7	1-1	0-5	0-1
2009-10	2-6	2-0	0-3	0-3
2008-09	7-0	2-0	1-0	4-0
2007-08	4-4	0-2	1-2	3-0
2006-07	2-5	1-1	1-2	0-2
2005-06	3-5	1-1	1-2	1-2
2004-05	3-5	2-0	0-4	1-1
2003-04	5-3	1-1	2-2	2-0
2002-03	2-6	0-2	0-3	2-1
2001-02	5-3	2-0	2-2	1-1
2000-01	4-3	1-1	1-1	2-1
1999-00	5-3	2-0	1-2	2-1
1998-99	0-2	0-1	0-1	0-0
1997-98	4-4	2-0	0-2	2-2
1996-97	2-6	1-1	0-3	1-2
1995-96	4-4	2-0	1-2	1-2
1994-95	2-5	1-1	0-2	1-2
1993-94	4-4	2-0	0-0	2-4
1992-93	4-5	2-0	0-1	2-4
1991-92	3-5	1-1	0-0	2-4
1990-91	5-3	1-1	0-0	4-2
1989-90	4-4	1-0	1-0	2-4
1988-89	2-5	1-0	0-1	1-4
Totals	77-97	29-14	12-40	36-43

\*Denotes game played in non-NBA venue



# RECORDS



NEVER TAKE A PLAY OFF • DEDICATION • PLAY AS A TEAM • HEART AND HUSTLE • DEFEND THE PAINT  
ROLL TO THE BASKET • TRUST EACH OTHER • OVERCOME ADVERSITY • PLAY UNDER CONTROL • HIT THE  
NO EMPTY POSSESSIONS • CRASH THE BOARDS • TAKE THE CHARGE • PLAY WITH PASSION • BOX OUT • DON'T  
PREPARATION • HUSTLE • TAKE IT STRONG TO THE HOOP • CONTEST JUMPSHOTS • NO OPEN LAYUPS • NEVER  
CONDITIONING • GET BACK ON DEFENSE • BE AGGRESSIVE • KNOW YOUR OPPONENT • FUNDAMENTALS • STAY  
DEDICATION • PLAY AS A TEAM • HEART AND HUSTLE • DEFEND THE PAINT • RESPECT THE GAME • NO TURNOVERS  
LEADERSHIP • FINISH FAST BREAKS • EXCITEMENT • COMPETITIVE FIRE • FIGHT • FEED THE POST • CONDITION  
DON'T MESS WITH THE GAME • TAKE THE OPEN SHOT • MAKE THE RIGHT PASSES • NEVER TAKE A PLAY OFF • DEDICATION •  
PLAY AS A TEAM • HEART AND HUSTLE • DEFEND THE PAINT • FINISH FAST BREAKS • EXCITEMENT • COMPETITIVE FIRE  
NO EXCUSES • WIN • PLAY WITH PASSION • BOX OUT • TAKE THE CHARGE • PLAY WITH THE GAME • TAKE THE OPEN SHOT • MAKE THE RIGHT  
POINTS ON THE BOARD • COMMIT • NON-NEGOTIABLES • ROLL TO THE BASKET • TAKE THE CHARGE • TAKE THE OPEN SHOT • MAKE THE RIGHT  
HUSTLE • TAKE THE CHARGE • TAKE THE OPEN SHOT • MAKE THE RIGHT PASSES • DEDICATION • PLAY AS A TEAM  
NEVER GIVE UP • COMMIT • EXCITEMENT • FINISH FAST BREAKS • NEVER GIVE UP • COMMIT • EXCITEMENT  
GET BACK ON DEFENSE • BE AGGRESSIVE • PLAY AS A TEAM • HEART AND HUSTLE • DEFEND THE PAINT • RESPECT THE GAME • TAKE THE  
COMPETITIVE FIRE • FIGHT • FEED THE POST • FINISH FAST BREAKS • NEVER GIVE UP • COMMIT • EXCITEMENT  
CRASH THE BOARDS • TAKE THE CHARGE • TAKE THE OPEN SHOT • MAKE THE RIGHT PASSES • DEDICATION • PLAY AS A TEAM  
EXCITEMENT • COMPETITIVE FIRE • FIGHT • FEED THE POST • FINISH FAST BREAKS • NEVER GIVE UP • COMMIT • EXCITEMENT  
PLAY WITH PASSION • BOX OUT • TAKE THE CHARGE • PLAY WITH THE GAME • TAKE THE OPEN SHOT • MAKE THE RIGHT  
NON-NEGOTIABLES • COMMIT • EXCITEMENT • FINISH FAST BREAKS • NEVER GIVE UP • COMMIT • EXCITEMENT  
KNOW YOUR OPPONENT • FUNDAMENTALS • STAY DEDICATION • PLAY AS A TEAM • HEART AND HUSTLE • DEFEND THE PAINT  
PLAY UNDER CONTROL • HIT THE BASKET • TRUST EACH OTHER • OVERCOME ADVERSITY • PLAY UNDER CONTROL • HIT THE  
TAKE IT STRONG TO THE HOOP • CONTEST JUMPSHOTS • NO OPEN LAYUPS • NEVER GIVE UP • COMMIT • EXCITEMENT  
BE AGGRESSIVE • PLAY AS A TEAM • HEART AND HUSTLE • DEFEND THE PAINT • RESPECT THE GAME • TAKE THE

## HORNETS TEAM HIGHS

### Most Points

Season	9030	110.1	1992-93
Game (reg)	141	vs. LAL (124)	24-Nov-93
Game	133	at BOS (129) (20T)	5-May-99
1st Half	75	vs. NJN (134)	2-Jan-93
2nd Half	75	vs. PHI (48)	12-Apr-93
2nd Half w/OT	80	vs. PHO (80)	27-Jan-98
1st Quarter	44	vs. GSW (29)	6-Feb-92
2nd Quarter	43	vs. POR (23)	14-Jan-05
3rd Quarter	41	vs. LAC (24) at MIN	21-Feb-97 9-Apr-08
4th Quarter	47	vs. LAL (29)	4-Dec-91
Overtime	20	at TOR (13)	2-Apr-06

### Most Field Goals Made

Season	3613		1991-92
Game	58	vs. GSW (58-93)	6-Feb-92
Half	34	vs. GSW (1st)(34-46)	6-Feb-92
Quarter	20	vs. GSW (1st)(20-27)	6-Feb-92
Overtime	7	at PHI (7-9) vs. GSW (7-12)	16-Jan-89 20-Nov-92

### Most Field Goals Attempted

Season	7568		1991-92
Game	114	at PHO (54-114) (20T)	6-Feb-08
Game (reg)	111	vs. BOS (48-111)	12-Apr-92
Half	63	vs. HOU (1st)(20-63)	20-Dec-91
Quarter	34	vs. GSW (1st)(14-34) vs. GSW (1st)(10-34) vs. HOU (2nd)(9-34) vs. GSW (7-12)	8-Apr-90 26-Mar-91 20-Dec-91 20-Nov-92
Overtime	12	vs. GSW (7-12)	20-Nov-92

### Highest Field Goal Percentage

Season	.487	(3512-7210)	1992-93
Game	.646	vs. IND (51-79)	6-Apr-94
Half	.739	vs. GSW (1st)(34-46)	6-Feb-92
Quarter	.923	vs. DET (3rd)(12-13)	18-Feb-95
Overtime	1.000	at HOU (4-4)	14-Jan-11

### Most Three-Point Field Goals Made

Season	630	(630-1621)	2007-08
Game	15	vs. BOS (15-21) vs. ATL (15-29) vs. TOR (15-32)	9-Apr-97 5-Mar-08 6-Feb-09
Half	12	vs. LAC (2nd)	25-Jan-08
Quarter	9	vs. POR (2nd)	14-Jan-05

### Most Three-Point Field Goals Attempted

Season	1666	(531-1666)	2003-04
Game	32	at TOR (12-32) vs. TOR (15-32) at LAL (12-32)	14-Dec-08 6-Feb-09 20-Feb-09
Half	21	vs. POR (2nd)	14-Dec-95
Quarter	16	vs. SA (4th)	9-Jan-04

### Highest Three-Point Field Goal Percentage

Season	.428	(591-1382)	1996-97
Game	1.000	Done several times most recently: at PHI (4-4)	3-Feb-93

### Most Free Throws Made

Season	1863	(1863-2458)	1999-2000
Game	46	vs. TOR (46-60) (OT)	21-Mar-04
Game (reg)	42	at WAS (42-55) vs. MIA (42-46) vs. TOR (34-42) (2nd)	5-Feb-00 10-Mar-04 21-Mar-04
Half	34	vs. TOR (3rd)	21-Mar-04
Quarter	20	vs. NY (4th)	29-Nov-95

### Most Free Throws Attempted

Season	2458	(1863-2458)	1999-2000
Game	60	vs. TOR (46-60) (OT)	21-Mar-04
Game (reg)	55	vs. TOR (41-55) at WAS (42-55)	17-Jan-00 5-Feb-00

Half	42	vs. TOR (34-42) (2nd)	21-Mar-04
Quarter	28	at IND (28) (3rd)	27-Mar-98

### Highest Free Throw Percentage

Season	.807	(1479-1833)	2008-09
Game	1.000	Several times; most without a miss: 24 vs. PHI most recently: vs. MEM (21-21)	19-Jan-94 15-Apr-12

### Most Rebounds

Season	3641		2000-01
Game	71	vs. MIL (20T)	8-Feb-07
Game (reg)	68	vs. HOU	20-Dec-91
Half	39	vs. HOU (1st)	20-Dec-91
Quarter	24	vs. MIA (4th)	10-Mar-04
Overtime	11	at WAS	30-Jan-93

### Most Offensive Rebounds

Season	1164		1991-92
Game	31	vs. MIL (20T)	8-Feb-07
Game (reg)	29	vs. HOU	20-Dec-91
Half	17	vs. SA (2nd) at BOS (1st) at MIN (1st) vs. ORL (2nd)	9-Jan-04 19-Nov-03 22-Jan-95 11-Feb-93
Quarter	11	vs. SA (4th) at DEN (1st)	9-Jan-04 7-Jan-01

### Most Defensive Rebounds

Season	2635		1999-2000
Game	48	at GSW (30T)	23-Nov-04
Game (reg)	46	vs. DEN vs. SAC	12-Dec-92 1-Nov-05
Half	28	vs. DAL (1st) vs. DEN (1st)	17-Nov-99 12-Dec-92
Quarter	18	vs. MIA (4th)	10-Mar-04

### Most Assists

Season	2323		1988-89
Game	41	vs. SAC	2-Dec-97
Half	25	vs. GSW (1st)	6-Feb-92
Quarter	17	vs. GSW (1st)	6-Feb-92
Overtime	6	vs. PHI	4-May-99

### Most Steals

Season	822		1991-92
Game	24	at HOU	30-Nov-89
Half	14	vs. DEN (2nd) at HOU (2nd)	19-Feb-92 30-Nov-89
Quarter	10	vs. DEN (3rd)	19-Feb-92

### Most Personal Fouls

Season	2068		1988-89
Game	39	at CLE vs. NYK (OT)	9-Apr-89 2-Nov-90
Half	24	vs. MIN (2nd)	13-Jan-12

Quarter	18	vs. NYK (4th)	31-Oct-97
---------	----	---------------	-----------

### Most Turnovers

Season	1325		1992-93
Game	33	at WAS at WAS	12-Dec-04 23-Nov-93
Half	19	at WAS (1st) at WAS (2nd)	12-Dec-04 23-Nov-93
Quarter	13	at MIL (2nd)	9-Mar-91

### Most Blocked Shots

Season	480		1999-00
Game	15	vs. DEN	12-Dec-92
Half	10	at ORL (2nd)	3-Nov-90
Quarter	8	vs. GS (3rd)	8-Dec-99

### Fewest Points

Season	7252	(88.4)	2004-05
Game (reg)	65	vs. MIA (56) at BOS (93)	20-Dec-00 12-Mar-03
Game (OT)	74	vs. TOR (78)	15-Jan-04
1st Half	23	at PHI (45)	12-Dec-10
2nd Half	16	at LAC (42)	1-Mar-06
1st Quarter	8	vs. UTA (23)	18-Mar-94
2nd Quarter	6	at MIL (20)	27-Feb-96
3rd Quarter	7	Several times	
4th Quarter	6	at HOU	26-Apr-12
Overtime	2	Several times	

Season	2718		2004-05
Game	21	at WAS (21-66)	12-Dec-04
Half	5	at LAC (2nd) (5-34)	1-Mar-06
Quarter	1	at HOU (4th) (1-16)	26-Apr-12
		vs. UTA (3rd) (1-19)	8-Feb-90
		at NYK (3rd) (1-16)	11-Nov-00
		at LAC (4th) (1-14)	1-Mar-06
Overtime	1	Several times	

Season	6342	1996-97
Game	57	vs. DET (26-57) 14-Apr-99

Season	.415	(2718-6556)	2004-05
Game	.289	vs. PHX (26-90)	30-Dec-11
Half	.143	at PHI (1st) (8-42)	12-Dec-10
Quarter	.048	at PHI (1st)(1-21)	12-Dec-10
Overtime	.091	at SEA	7-Mar-02

Season	117	(117-369)	1991-92
Game	0	Several times most recently: at SAC	1-Jan-12

Season	369	(117-369)	1991-92
Game	0	vs. CLE	4-Nov-88

Season	.312	(134-430)	1988-89
Game	.000	Several times; most without a make: 15 at SAC most recently: at SAC	1-Jan-12 1-Jan-12

Season	1293	(1293-1661)	2009-10
Game	2	vs PHO (2-2)	17-Nov-04
Half	0	Several times most recently: vs. GSW	21-Mar-12

Season	1661	(1293-1661)	2009-10
Game	2	vs. PHO (2-2)	17-Nov-04

Season	.740	(1436-1941)	2006-07
Game	.417	at HOU (5-12)	8-Mar-08

Season	3173	1989-90
Game	21 at CLE	13-Feb-96

Season	802		2008-09
Game	2	Several Times most recently: vs. CHI	12-Feb-11

Season	2200	1988-89,
1990-91		
Game	11 vs. IND	2-Feb-94

Season	1519	2005-06
Game	4	at PHI

Season	522		2006-07
Game	1	vs. MIA	30-Mar-93
		vs. CHI	4-Jan-96
		at NJN	6-Apr-98
		vs. MIA	20-Feb-00
		vs. HOU	25-Mar-07
		vs. SAS	6-Feb-96

Season	1531		2007-2008
Game	9	vs. GSW	21-Mar-12
		vs. HOU	25-Mar-07

Season	974		2007-08
Game	4	at MIN	17-Nov-07

Season	262		1989-90
Game	0	Several times most recently: vs. MEM	15-Apr-12

## OPPONENT TEAM HIGHS

### Most Points

Season	9300	113.4	1991-92
Game (reg)	146	at BOS (125)	7-Feb-90
1st Half	80	at BOS (62) vs. IND (50)	7-Feb-90 2-Feb-94
2nd Half	81	vs. ORL (59)	26-Jan-94
2nd Half w/OT	77	vs. MIL (64)	8-Nov-91
1st Quarter	45	at PHI (33)	7-Feb-94
2nd Quarter	47	vs. IND (31)	2-Feb-94
3rd Quarter	48	at ATL (16)	4-Jan-94
4th Quarter	45	vs. ORL (26)	26-Jan-94
Overtime	19	at LAC (10)	21-Dec-04
	19	at MIA (12)	15-Nov-05

### Most Field Goals Made

Season	3717		1991-92
Game	62	vs. ORL (62-95)	26-Jan-94
Half	33	vs. IND (1st) vs. ORL (2nd) at IND (2nd)	2-Feb-94 26-Jan-94 26-Feb-93
Quarter	22	at ATL (3rd)	4-Jan-94

### Most Field Goals Attempted

Season	7698		1992-93
Game	117	at SEA (61-117)	4-Mar-93
Half	60	at DET (1st) at SEA (1st) vs. DEN (1st) at NJN (2nd)	26-Mar-93 4-Mar-93 12-Dec-92 17-Mar-91
Quarter	34	at MIL (1st) at NJN (1st)	24-Apr-93 11-Jan-90

### Highest Field Goal Percentage

Season	.500	(3555-7113)	1988-89
Game	.684	vs. CHI (52-76)	22-Feb-89
Half	.783	at HOU (29-37, 2nd)	30-Nov-89
Quarter	.944	at CLE (17-18, 2nd)	29-Jan-91

### Most Three-Point Field Goals Made

Season	575	(575-1625)	2008-09
Game	20	at PHO (20-34)	17-Apr-06
Half	12	vs. DEN (2nd) at PHO (2nd) vs. POR (1st)	14-Mar-11 17-Apr-06 14-Jan-05
Quarter	9	at GS (4th) at HOU (2nd)	17-Mar-10 8-Mar-08

### Most Three-Point Field Goals Attempted

Season	1625	(575-1625)	2008-09
Game	36	at LAL (10-36)	11-Apr-08
Half	22	at LAL (2nd) at LAL (1st)	6-Jan-09 11-Apr-08
Quarter	13	Several times	

### Most Free Throws Made

Season	2,040		1988-89
Game	43	vs. ATL (43-54)	10-Apr-89
Half	29	at PHI (2nd)	8-Apr-98
Quarter	22	at NJN (4th)	10-Dec-90

### Most Free Throws Attempted

Season	2,629		1988-89
Game	56	at CLE (42-56)	9-Apr-89
Half	36	at PHI (2nd)	8-Apr-98
Quarter	28	vs. BOS (4th)	22-Nov-95

### Highest Free Throw Percentage

Season	.784	(1865-2380)	1989-90
Game	1.000	Several times; most without a miss: 25 vs. MIN	7-Feb-11

### Most Rebounds

Season	3,834		1991-92
Game	75	at NYK	7-Mar-92
Half	40	at NYK (1st)	7-Mar-92
Quarter	23	at SAC (4th) at NYK (1st)	13-Jan-94 2-Jan-94

### Most Offensive Rebounds

Season	1,350		1992-93
Game	31	at NJN	17-Mar-91
Half	21	at NJN (2nd)	17-Mar-91
Quarter	12	at DET (4th) at WAS (1st) at MIL (1st)	7-Mar-09 8-Nov-96 24-Apr-93

### Most Defensive Rebounds

Season	2,366		1991-92
Game	47	at PHO	29-Nov-91
Half	27	vs. IND	2-Feb-94
Quarter	16	vs. DAL at MIL vs. IND	21-Jan-12 10-Jan-00 2-Feb-94

### Most Assists

Season	2,366		1991-92
Game	47	at PHO	29-Nov-91
Half	27	vs. IND	2-Feb-94

### Most Steals

Season	710		1988-89
Game	20	at WAS	12-Dec-04
Half	12	at CHI at CHI at ATL	19-Jan-00 7-Feb-89 3-Mar-89
Quarter	9	at ATL	

### Most Personal Fouls

Season	2,076		1999-2000
Game	38	vs. PHO (20T) vs. NYK	27-Jan-98 31-Oct-97
Half	23	vs. BOS	4-Apr-00
Quarter	16	at SAC	27-Feb-91

### Most Turnovers

Season	1,425		1988-89
Game	32	vs. IND	4-Nov-99
Half	19	vs. ATL (2nd) at MIA (1st) at HOU (2nd)	29-Oct-03 24-Nov-90 30-Nov-89
Quarter	13	vs. ATL (3rd)	29-Oct-03

### Most Blocked Shots

Season	524		1991-92
Game	16	vs. HOU	20-Dec-91
Half	11	vs. HOU (1st)	20-Dec-91
Quarter	8	at CLE (3rd)	21-Dec-91



## HORNETS INDIVIDUAL HIGHS

### Points

Season	2115	Glen Rice	(26.8)	1996-97
Game	50	Jamal Mashburn	vs. MEM (OT)	21-Feb-03
	48	Glen Rice	vs. BOS (OT)	6-Mar-97
Game (reg)	44	Larry Johnson	vs. BOS	22-Nov-95
	44	David West	at HOU	29-Dec-09
Half	30	David West	(2nd) at HOU	29-Dec-08
Quarter	23	Marcus Thornton	(2nd) at CLE	23-Feb-10
Overtime	12	Larry Johnson	vs. TOR	11-Nov-95

### Most Field Goals Made

Season	728	Larry Johnson	(728-1385)	1992-93
Game	18	Glen Rice	(18-27) vs. BOS (OT)	6-Mar-97
		Chris Paul	(18-33) at PHO (2OT)	6-Feb-08
		David West	(18-30) at HOU	29-Dec-09
Half	12	Jamal Mashburn	(12-) vs. NJN (1st)	27-Feb-02
Quarter	10	Marcus Thornton	(10-) at CLE (2nd)	23-Feb-10

### Most Field Goals Attempted

Season	1586	Jamal Mashburn	(670-1586)	2002-03
Game	33	Jamal Mashburn	(17-33) vs. MEM (OT)	21-Feb-03
		Chris Paul	(18-33) at PHO (2OT)	6-Feb-08
Game (reg)	32	Rex Chapman	(17-32) at NYK	27-Nov-89
Half	20	Jamal Mashburn	(-20) at DET (2nd)	22-Feb-03
		Rex Chapman	(-20) at NYK (2nd)	27-Nov-89
Quarter	13	Marcus Thornton	(-13) at CLE (2nd)	23-Feb-10

### Highest Field Goal Percentage (min. 250 attempts)

Season	.624	Tyson Chandler	(292-468)	2006-07
Game	1.000	Several times; most made without a miss:		
	11	Anthony Mason	vs. ORL	17-Feb-97

### Most Consecutive Field Goals Made

Season	14	Brad Miller	24-Mar-99 (last 9)	28-Mar-99 (first 5)
		David West	26-Jan-08 (last 10)	28-Jan-08 (first 4)
Game	12	Willie Green	vs. PHO	8-Apr-11

### Most 3-Point Field Goals Made

Season	231	Peja Stojakovic	(231-524)	2007-08
Game	10	Peja Stojakovic	(10-13)	6-Nov-07
Half	7	Peja Stojakovic	(7-9) (2nd)	6-Nov-07
Quarter	5	Several times		
		Most recent: Peja Stojakovic	vs. PHI (4th)	26-Jan-09

### Most 3-Point Field Goals Attempted

Season	582	Baron Davis	(187-582)	2003-04
Game	14	Baron Davis	(3-14) at NJN	18-Nov-03
Half	10	Baron Davis	(-10) at NYK (2nd)	29-Nov-03
Quarter	7	Several times		

### Highest 3-Point Field Goal Percentage (min. 200 attempts)

Season	.470	Glen Rice	207-of-440	1996-97
Game	1.000	Several times		
Most made without a miss:	7	Bobby Jackson	vs. MIA	11-Jan-08

### Most Consecutive 3-Point Field Goals Made

Season	9	Morris Peterson	11-Nov-07 through 14-Nov-07	
		Bryce Drew	21-Jan-02 through 26-Jan-02	

### Most Consecutive Games With 3-Point Field Goal

62 games	Peja Stojakovic	16-Jan-08 through 10-Dec-08
----------	-----------------	-----------------------------

### Most Free Throws Made

Season	495	Alonzo Mourning	(495-634)	1992-93
Game	18	Johnny Newman	(18-22) at DAL	19-Jan-91
		Larry Johnson	(18-19) at GSW	2-Dec-92
Half	13	Alonzo Mourning	(13-) at DET (2nd)	14-Apr-95
Quarter	10	Baron Davis	(10-) vs. IND (4th)	15-Feb-02
		Kelly Tripucka	(10-) at HOU (4th)	30-Nov-89

### Most Free Throw Attempts

Season	644	Alonzo Mourning	(490-644)	1994-95
--------	-----	-----------------	-----------	---------

Game	22	Johnny Newman	(18-22) at DAL	19-Jan-91
Half	15	Alonzo Mourning	at DET (2nd)	14-Apr-95
Quarter	13	Alonzo Mourning	vs. WAS (3rd)	23-Nov-93

### Highest Free Throw Percentage

Season	.929	Peja Stojakovic	(130-140) (min. 140 attempts)	2007-08
Game	1.000	Several times; most made without a miss:		
		Anthony Mason	15 vs. TOR (OT)	31-Mar-00

### Most Consecutive Free Throws Made

Season	43	Dell Curry	5-Nov-94 through 16-Dec-94	
			31-Jan-97 through 26-Mar-97	

### Most Rebounds

Season	928	Tyson Chandler	(11.7)	2007-08
Game	23	Larry Johnson	vs. MIN	10-Mar-92
		Tyson Chandler	at MEM	13-Feb-07
Half	17	Tyson Chandler	vs. SEA (1st)	16-Jan-08
Quarter	13	Kurt Rambis	vs. IND (1st)	18-Feb-89

### Most Offensive Rebounds

Season	323	Larry Johnson		1991-92
Game	12	Tyson Chandler	at MEM	13-Feb-07
		Tyson Chandler	at POR	17-Dec-07
		Emeka Okafor	vs. TOR	17-Jan-11
Half	8	Alonzo Mourning	vs. SEA (1st)	9-Mar-95
		Tyson Chandler	vs. LAL (2nd)	14-Mar-08
Quarter	6	Several times		

### Most Defensive Rebounds

Season	649	Anthony Mason		1997-98
Game	20	Larry Johnson	vs. LAL	24-Nov-93
Half	13	Tyson Chandler	vs. SEA (1st)	16-Jan-08
Quarter	10	Elden Campbell	vs. CHI (3rd)	15-Mar-00

### Most Assists

Season	925	Chris Paul	11.6 apg	2007-08
Game	21	Chris Paul	at LAL	6-Nov-07
Half	14	Chris Paul	at LAL	6-Nov-07
Quarter	11	Michael Holton	vs. PHI (1st)	1-Dec-89

### Most Steals

Season	217	Chris Paul	2.71 spg	2007-08
Game	9	Eddie Jones	vs. IND	4-Nov-99
	9	Chris Paul	at DAL	20-Feb-09
Half	7	Chris Paul	vs. DAL (1st)	20-Feb-08
Quarter	6	Bonzi Wells	vs. BOS (4th)	22-Mar-08

### Most Personal Fouls

Season	292	J.R. Reid	(3.6)	1989-90
--------	-----	-----------	-------	---------

### Most Disqualifications

Season	11	Matt Geiger		1995-96
--------	----	-------------	--	---------

### Most Turnovers

Season	246	Baron Davis	(3.0)	2001-02
Game	10	Darren Collison	vs. BOS	10-Feb-10
Half	6	Several times		
Quarter	6	Larry Johnson	at NJN (4th)	24-Mar-93

### Most Blocked Shots

Season	271	Alonzo Mourning	(3.47)	1992-93
Game	12	Vlade Divac	vs. NJN	12-Feb-97
Half	8	Vlade Divac	vs. NJN	12-Feb-97
Quarter	5	Several times		
		Most recent: Emeka Okafor	vs. HOU	21-Feb-10

### Most Minutes Played

Season	3362	Glen Rice	(42.6)	1996-97
Game (reg)	48	Several times		
Game (total)	55	Larry Johnson	at DEN (2OT)	26-Mar-96

## Most Points

Game	57	Reggie Miller	vs. IND	28-Nov-92
Half	35	Michael Jordan	(2nd) at CHI	12-Mar-93
Quarter	24	Michael Jordan	at WAS (1st)	29-Dec-01
		Salim Stoudamire	vs. ATL (4th)	18-Nov-05
		Kevin Martin	at SAC (4th)	23-Feb-09

Game	22	Karl Malone	(22-28) vs. UTA	22-Dec-89
		Patrick Ewing	(22-31) at NYK	1-Dec-90
Half	15	Michael Jordan	at WAS (1st)	29-Dec-01
Quarter	10	Jamal Crawford	at CHI (4th)	6-Dec-03
		Michael Jordan	at WAS (1st)	29-Dec-01

Game	38	Michael Jordan	(21-38) at WAS	29-Dec-01
Half	22	Michael Jordan	at WAS	29-Dec-01
Quarter	14	Michael Jordan	at WAS	29-Dec-01

Game	1.000	Several times; most made without a miss:	
	13	Vin Baker	at MIL 20-Apr-97

Game	10	Ray Allen	(10-14) at MIL	14-Apr-02
Half	8	Ray Allen	at MIL (2nd)	14-Apr-02
Quarter	5	Several times		
	Most recent: Jarvis Hayes		at DET (2nd)	16-Mar-08

Game	16	Quentin Richardson	(9-16) vs. PHO	29-Dec-04
		Damon Stoudamire	(8-16) vs. POR	14-Jan-05
Half	10	Several times		
Quarter	7	Several times		

Game	21	Reggie Miller	(21-23) vs. IND	28-Nov-92
Half	14	Moses Malone	vs. ATL	10-Apr-89
Quarter	11	Rod Strickland	vs. WAS	5-Mar-99

Game	23	Reggie Miller	(21-23) vs. IND	28-Nov-92
Half	18	Moses Malone	vs. ATL (2nd)	10-Apr-89
Quarter	14	Moses Malone	vs. ATL (4th)	10-Apr-89

Game	32	Dennis Rodman	vs. DET (OT)	28-Jan-92
Game (reg)	28	Dennis Rodman	vs. SAS	1-Dec-93
Half	16	Dennis Rodman	at DET (1st)	23-Dec-92
Quarter	12	Samuel Dalembert	at PHI (1st)	11-Jan-10

Game	14	Shaquille O'Neal	vs. ORL (OT)	9-Nov-94
Game (reg)	11	Several times		
	Most recent:	Charles Oakley	at NYK	2-Feb-97
Half	9	Dennis Rodman	at DET (1st)	23-Dec-92
Quarter	6	Several times		

Game	23	Dikembe Mutombo	at DEN (20T)	26-Mar-96
Game (reg)	19	Several times		
	Most recent:	Dikembe Mutombo	at DEN	3-Dec-94
Half	12	Several times		
Quarter	10	Samuel Dalembert	at PHI	11-Jan-10

Game	20	Kevin Johnson	at PHO (OT)	21-Mar-90
Game (reg)	19	Mark Jackson	vs. IND	28-Mar-97
		Sam Cassell	vs. MIL	29-Dec-99
Half	13	Magic Johnson (1st)	vs. LAL	24-Jan-91
Quarter	11	Magic Johnson (1st)	vs. LAL	24-Jan-91

Game	7	Scottie Pippen	at CHI	7-Feb-89
		Mark Jackson	at NYK	23-Feb-89
		Micheal Williams	vs. IND	9-Apr-91
		Danny Manning	vs. ATL	16-Mar-94
		Haywoode Workman	at MIL	16-Apr-99
Half	6	Darrell Walker (2nd)	vs. WAS	3-Nov-89
Quarter	5	Andre Miller (1st)	vs. DEN	23-Jan-04
		Eric Snow (3rd)	at PHI	10-Mar-99

Game	10	LeBron James	vs. CLE (OT)	28-Mar-05
		Steve Nash	at PHO (2OT)	6-Feb-08
Game (reg)	9	Several times		
	Most recent:	Jeremy Lin	vs. NYK	17-Feb-12
Half	9	LeBron James	vs. CLE	28-Mar-05
Quarter	5	Several times		

Game	11	David Robinson	vs. SAS	2-Feb-90
Half	8	Hakeem Olajuwon	vs. HOU (1st)	20-Dec-91
	8	David Robinson	vs. SAS (2nd)	2-Feb-90
Quarter	7	Larry Nance	vs. CLE (3rd)	21-Dec-91

Game	58	Ron Mercer	vs. CHI (30T)	9-Jan-01
------	----	------------	---------------	----------

Half	6	Several times		
Quarter	6	Henry James	at ATL (4th)	21-Dec-96



# MISCELLANEOUS RECORDS

NEVER TAKE A PLAY OFF • DEDICATION • PLAY AS A TEAM • HEART AND HUSTLE • DEFEND THE PAINT  
ROLL TO THE BASKET • TRUST EACH OTHER • OVERCOME ADVERSITY • PLAY UNDER CONTROL • HIT THE  
NO EMPTY POSSESSIONS • CRASH THE BOARDS • TAKE THE CHARGE • PLAY WITH PASSION • BOX OUT • DON'T  
PREPARATION • HUSTLE • TAKE IT STRONG TO THE HOOP • CONTEST JUMPSHOTS • NO OPEN LAYUPS • NEVER  
CONDITIONING • GET BACK ON DEFENSE • BE AGGRESSIVE • KNOW YOUR OPPONENT • FUNDAMENTALS • STAY  
DEDICATION • PLAY AS A TEAM • HEART AND HUSTLE • DEFEND THE PAINT • RESIST THE GAME • NO TURNOVERS  
LEADERSHIP • FINISH FAST BREAKS • EXCITEMENT • COMPETITIVE FIRE • FIGHT FOR THE POST • CONDITIONING  
DON'T MESS WITH THE GAME • TAKE THE OPEN SHOT • MAKE THE RIGHT PASSES • NEVER GIVE UP • DEDICATION •  
PLAY AS A TEAM • HEART AND HUSTLE • DEFEND THE PAINT • NO EXCUSES • PLAY WITH PASSION • BOX OUT •  
COMMIT • NON-NEGOTIABLES • DEDICATION • PLAY AS A TEAM • HEART AND HUSTLE • DEFEND THE PAINT •  
HUSTLE • TAKE IT STRONG TO THE HOOP • CONTEST JUMPSHOTS • NO OPEN LAYUPS • NEVER  
NEVER GIVE UP • COMMIT • FINISH FAST BREAKS • EXCITEMENT • COMPETITIVE FIRE • FIGHT FOR THE POST •  
GET BACK ON DEFENSE • BE AGGRESSIVE • KNOW YOUR OPPONENT • FUNDAMENTALS • STAY  
COMPETITIVE FIRE • FIGHT • FEED THE POST • CONDITIONING • CRASH THE BOARDS • TAKE THE CHARGE • PLAY WITH  
CRASH THE BOARDS • TAKE THE CHARGE • PLAY WITH PASSION • BOX OUT • DON'T MESS WITH THE GAME •  
EXCITEMENT • COMPETITIVE FIRE • NO EMPTY POSSESSIONS • CRASH THE BOARDS • TAKE THE CHARGE • PLAY WITH  
PLAY WITH PASSION • BOX OUT • DON'T MESS WITH THE GAME • COMMIT • FINISH FAST BREAKS • EXCITEMENT •  
NON-NEGOTIABLES • ROLL TO THE BASKET • TRUST EACH OTHER • OVERCOME ADVERSITY • PLAY UNDER CONTROL •  
KNOW YOUR OPPONENT • BE AGGRESSIVE • KNOW YOUR OPPONENT • FUNDAMENTALS • STAY  
PLAY UNDER CONTROL • HIT THE BASKET • TRUST EACH OTHER • OVERCOME ADVERSITY • PLAY UNDER CONTROL •  
TAKE IT STRONG TO THE HOOP • CONTEST JUMPSHOTS • NO OPEN LAYUPS • NEVER  
BE AGGRESSIVE • KNOW YOUR OPPONENT • FUNDAMENTALS • STAY





# MISCELLANEOUS RECORDS

## Rookie Highs

### Most Points

Season	1,639	Alonzo Mourning	(21.0)	1992-93
Game	37	Rex Chapman	vs. SAC	12-Mar-89
		Alonzo Mourning	at IND	19-Mar-93
		Marcus Thornton	at CLE	23-Feb-10

### Most Field Goals Made

Season	616	Larry Johnson	(616-1258)	1991-92
Game	16	Rex Chapman	vs. SAC (16-28)	12-Mar-89
		Larry Johnson	vs. DEN (16-25)	19-Feb-92

### Most Field Goals Attempted

Season	1,271	Rex Chapman	(526-1271)	1988-89
Game	28	Rex Chapman	at NJN (12-28)	2-Mar-89
		Rex Chapman	vs. SAC (16-28)	12-Mar-89

### Highest Field Goal Percentage

Season	.549	Eddie Robinson	(212-386) (min. 250 attempts)	1999-2000
--------	------	----------------	-------------------------------	-----------

### Most Three-Point Field Goals Made

Season	117	Marcus Thornton	(117-313)	2009-10
Game	6	J.R. Smith	at MEM (6-9)	26-Mar-05
		Marcus Thornton	vs. SAS (6-7)	1-Mar-10

### Most Three-Point Field Goals Attempted

Season	313	Marcus Thornton	(117-313)	2009-10
Game	10	Rex Chapman	vs. CHA (4-10)	7-Apr-10

### Highest Three-Point Field Goal Percentage

Season	.549	Eddie Robinson	(212-386) (min. 250 attempts)	1999-2000
--------	------	----------------	-------------------------------	-----------

### Most Free Throws Made

Season	495	Alonzo Mourning	(495-634)	1992-93
Game	14	Jerome Dyson	(14-16) at MEM	18-Apr-12
		Chris Paul	(14-17) at NYK	21-Jan-06

### Most Free Throws Attempted

Season	634	Alonzo Mourning	(495-634)	1992-93
Game	17	Chris Paul	(14-17) at NYK	21-Jan-06
		Brad Miller	(14-17) at BOS (20T)	5-May-99

### Highest Free Throw Percentage

Season	.851	Darren Collison	(148-174) (min. 150 attempts)	2009-10
--------	------	-----------------	-------------------------------	---------

### Most Rebounds

Season	899	Larry Johnson	(11.0)	1991-92
Game	23	Larry Johnson	vs. MIN	10-Mar-92

### Most Assists

Season	611	Chris Paul	(7.8)	2005-06
Game	20	Darren Collison	vs. GSW	8-Mar-10

### Most Blocked Shots

Season	271	Alonzo Mourning	(3.47)	1992-93
Game	9	Alonzo Mourning	at CHI	22-Jan-93
		Alonzo Mourning	at UTA	1-Mar-93

### Most Steals

Season	175	Chris Paul	(2.24)	2005-06
Game	7	Chris Paul	vs. UTA	22-Feb-06

### Most Minutes Played

Season	3,047	Larry Johnson	(37.2)	1991-92
Game	49	Larry Johnson	vs. DET (OT)	28-Jan-92

## Margins / Leads / Highest Score

### Biggest Victories

Margin	Opponent	Score	Date
52	vs. Philadelphia	136-84	27-Feb-92
43	at New York	111-68	21-Jan-02
42	vs. Sacramento	101-59	10-Jan-91
41	at Atlanta	100-59	21-Jan-11
39	vs. Indiana	129-90	6-Apr-94
36	at Toronto	100-64	20-Nov-00

### Biggest Defeats

Margin	Opponent	Score	Date
-50	at Milwaukee	87-137	10-Jan-00
-41	at L.A. Lakers	66-107	12-Mar-0
-40	at Seattle	88-128	7-Nov-89
-40	vs. Cleveland	93-133	4-Nov-88
-39	at Atlanta	94-133	4-Jan-94
-37	at Seattle	95-132	27-Mar-96
-37	at Indiana	96-133	27-Mar-98
-37	at Phoenix	78-115	17-Apr-06

### Biggest Leads That Got Away

Margin	Opponent	Score	Date
27	at Portland	91-92	10-Nov-06
25	at Minnesota	101-105	1-Mar-96
25	at Cleveland	100-104	23-Feb-04
23	at New Jersey	95-93	24-Feb-02
23	vs. Orlando	100-103	21-Apr-96
21	vs. Portland	110-116	6-Jan-94
21	vs. Denver	103-96	30-Mar-01
20	vs. Orlando	95-97	26-Mar-03
20	vs. Portland	89-97	2-Feb-09

### Biggest Comebacks

Margin	Opponent	Score	Date
-23	vs. Sacramento	94-91	15-Dec-10
-22	at Boston	111-109	26-Nov-95
-21	at Milwaukee	119-110	4-Mar-92
-21	vs. Golden State	117-110	20-Nov-92
-20	vs. New York	102-99	8-Jan-94
-20	at L.A. Lakers	105-101	7-Mar-93
-20	vs. Golden State	97-94	26-Mar-91
-20	at L.A. Clippers	118-101	10-Mar-00
-19	vs. Washington	97-96	13-Feb-06
-19	at Utah	76-75	22-Nov-04
-19	vs. Chicago	102-95	9-Jan-01
-19	at L.A. Clippers	111-98	21-Feb-98
-19	at Cleveland	110-105	7-Apr-97
-19	vs. Chicago	115-104	20-Feb-95
-19	vs. Detroit	108-103	23-Apr-94
-18	vs. Minnesota	84-80	23-Nov-05

### Highest Scoring Games-Both Teams Combined

Points	Final Score	Site	Date
275	Cleveland 141, Charlotte 134	at Cleveland	9-Apr-92
271	Boston 146, Charlotte 125	at Boston	7-Feb-90
266	New Orleans 135, Golden State 131	at New Orleans	8-Mar-10
265	Orlando 145, Charlotte 120	at Charlotte	26-Jan-94
265	Charlotte 141, Lakers 124	at Charlotte	24-Nov-93
264	New York 134, Charlotte 130	at Charlotte (OT)	2-Nov-90

### Lowest Scoring Games-Both Teams Combined

Points	Final Score	Site	Date
121	Charlotte 65, Miami 56	at Charlotte	20-Dec-00
137	Cleveland 71, Charlotte 66	at Cleveland	5-Dec-00
142	San Antonio 72, Charlotte 70	at Charlotte	24-Feb-00
	New Orleans 75, Charlotte 67	at Charlotte	16-Apr-12
143	Charlotte 77, Indiana 66	at Indiana	13-Feb-01
	Denver 76, New Orleans 67	at Denver	29-Nov-04
	Utah 77, New Orleans 66	New Orleans	8-Apr-08
144	Philadelphia 78, Charlotte 66	at Charlotte	5-Feb-99
	Charlotte 73, New Orleans 71	at New Orleans	12-Mar-12



# MISCELLANEOUS RECORDS

## Year-By-Year Comparisons

Year-By-Year	88-89	89-90	90-91	91-92	92-93	93-94	94-95	95-96	96-97	97-98	98-99	99-00	00-01	01-02	02-03	03-04	04-05	05-06	06-07	07-08	08-09	09-10	10-11	11-12
Record	20-62	19-63	25-56	31-51	44-38	41-41	50-32	41-41	54-28	51-31	26-24	49-33	46-36	44-38	47-35	41-41	18-64	38-44	39-43	56-26	49-33	37-45	46-36	21-45
Home Record	12-29	13-28	17-24	22-19	22-19	28-13	29-12	25-16	30-11	32-9	16-9	30-11	28-13	21-20	29-12	25-16	11-30	24-17	24-17	30-11	28-13	24-17	28-13	11-22
Away Record	8-33	6-35	9-32	9-32	22-19	13-28	21-20	16-25	24-17	19-22	10-15	19-22	18-23	23-18	18-23	16-25	7-34	14-27	15-26	26-15	21-20	13-28	18-23	10-23
vs. Eastern Conference	12-44	6-20	17-37	21-35	29-27	29-27	36-20	26-28	34-20	31-23	23-21	36-18	37-13	31-23	32-22	30-24	8-22	13-17	16-14	22-8	19-11	11-19	19-11	7-11
vs. Western Conference	8-18	13-43	9-19	10-16	15-11	12-14	14-12	15-13	20-8	20-8	3-3	13-15	9-19	13-14	15-13	11-17	10-42	25-27	23-29	34-18	30-22	26-26	27-25	14-34
Overtime	1-3	2-1	2-2	2-3	3-0	3-3	1-4	2-5	5-0	2-1	3-2	2-2	3-3	1-2	5-4	3-3	2-6	2-1	7-0	4-0	1-2	3-3	4-2	1-2
Average Points	104.5	100.4	102.8	109.5	110.1	106.5	100.6	102.8	98.9	96.6	92.9	98.4	91.9	93.9	93.9	91.8	88.4	92.8	95.5	100.9	95.8	100.2	94.9	89.6
Average Rebounds	40.7	38.7	39.4	43.1	43.9	42.6	39.4	39.5	39.1	40.6	39.5	42.9	44.4	43.5	43.6	42.8	40.2	40.2	43.1	41.8	39.7	40.3	47.7	41.1
Average Assists	28.3	25.4	24.6	27.9	26.4	27.0	25.3	23.3	24.6	23.7	22.2	24.7	23.2	21.5	22.0	20.9	21.0	18.5	18.7	21.8	19.6	22.3	20.6	20.7
Average Steals	8.60	9.49	9.26	10.02	7.79	8.83	7.56	7.10	7.28	8.43	8.86	8.93	8.11	7.96	8.00	8.63	6.7	7.5	6.4	7.77	7.23	7.62	7.61	7.39
Average Turnovers	16.1	15.0	15.7	15.5	16.2	15.4	14.9	15.1	14.7	15.2	15.9	14.7	14.4	14.0	14.8	15.0	14.8	13.4	14.5	11.9	12.5	13.5	13.0	15.5
Average Blocks	3.22	3.20	3.71	3.77	5.77	4.80	4.87	3.38	4.26	3.80	4.94	5.85	5.55	5.56	4.80	4.22	3.8	3.8	4.2	3.91	4.12	3.66	4.38	4.78
Field Goal Percentage	.461	.455	.467	.477	.487	.476	.474	.470	.471	.468	.449	.449	.431	.440	.435	.420	.415	.440	.445	.466	.457	.464	.459	.451
Free Throw Percentage	.767	.756	.779	.755	.771	.764	.777	.770	.777	.751	.747	.758	.745	.745	.768	.751	.766	.758	.740	.769	.807	.778	.765	.757
Three Point Percentage	.312	.336	.314	.317	.326	.367	.397	.384	.428	.383	.365	.339	.346	.348	.376	.319	.315	.339	.362	.389	.364	.363	.360	.333
Bench Scoring	39.9	33.6	35.8	36.1	34.5	36.9	25.8	25.2	27.2	26.2	23.0	25.5	20.0	22.4	22.5	23.5	30.7	30.3	27.8	24.4	22.7	29.5	30.2	30.4
Games decided by 3 pts. or less	9-4	5-5	3-8	6-9	9-5	8-3	5-8	6-9	8-5	9-3	8-2	7-5	7-7	6-6	7-7	9-5	6-11	7-5	9-7	8-4	8-1	6-3	8-6	4-9
Games Decided by 10+ pts.	5-36	7-40	8-32	13-27	14-19	20-21	25-15	17-17	19-12	25-20	7-9	24-16	23-11	17-16	19-12	18-17	2-30	14-28	14-21	37-15	23-17	5-24	16-17	7-19
Hornets Record When...	88-89	89-90	90-91	91-92	92-93	93-94	94-95	95-96	96-97	97-98	98-99	99-00	00-01	01-02	02-03	03-04	04-05	05-06	06-07	07-08	08-09	09-10	10-11	11-12
Equal or outrebound opp.	13-7	7-7	14-11	13-12	27-8	29-12	27-4	28-15	30-5	34-13	13-3	28-11	35-20	31-20	38-18	23-15	12-26	26-14	26-25	36-12	34-12	23-10	28-14	15-21
Outrebound and outshoot opp.	8-1	5-1	9-3	9-3	18-3	21-1	19-1	17-1	17-1	24-2	8-2	18-0	28-1	23-0	26-5	18-0	6-5	17-3	13-7	28-1	25-3	13-2	21-2	14-6
Bench outscores opp. bench	14-37	13-36	16-32	19-20	25-18	29-19	23-16	16-15	34-14	20-14	9-2	22-9	19-10	19-13	20-16	15-16	12-34	25-24	20-18	29-6	20-8	13-23	30-17	8-21
Lead at halftime	14-10	10-18	17-9	25-14	28-9	29-11	40-11	25-17	33-10	34-3	21-8	39-6	34-11	33-13	31-9	26-12	10-8	27-12	26-8	42-7	34-9	20-9	30-14	13-18
Tied at halftime	0-1	5-2	1-4	1-1	1-2	0-0	2-1	3-1	3-2	4-2	0-0	1-4	0-0	1-1	1-0	1-0	2-3	5-1	4-5	2-0	4-0	3-0	4-2	2-1
Trail at halftime	6-1	4-1	8-1	5-1	15-27	12-30	8-20	13-23	18-16	13-26	5-16	9-23	12-25	10-24	15-26	14-29	6-53	6-31	9-30	12-19	11-24	14-36	12-20	6-26
Lead or tied after third	16-8	17-9	16-7	27-12	34-8	30-7	47-7	34-13	43-7	45-1	23-6	44-9	38-11	37-1	40-7	33-7	16-9	27-8	30-12	48-4	41-5	24-6	40-11	17-12
Trail after third	4-1	2-1	10-1	4-1	10-30	11-1	3-25	7-28	11-21	6-30	3-18	5-24	8-25	7-28	7-28	8-34	2-55	11-36	9-31	8-22	8-28	13-39	6-25	4-33
Shoot 50 percent or better	8-1	10-8	11-11	21-8	23-8	23-5	30-2	19-8	20-3	24-3	8-2	15-1	12-2	13-1	10-0	6-0	2-1	7-2	7-4	20-1	13-4	15-7	15-3	8-8
Shoot below 50 percent	12-1	9-1	15-45	10-1	21-30	18-36	20-30	22-33	34-25	27-28	18-22	34-32	34-34	31-3	37-35	35-41	16-63	31-42	32-39	36-25	36-29	22-38	31-33	13-37
Shoot equal or better than opp.	14-9	16-12	21-7	21-7	36-15	35-6	42-9	26-8	36-8	39-2	21-9	38-9	40-3	35-6	33-7	29-3	13-15	27-5	26-10	40-4	34-6	25-8	35-6	21-13
Outshot by opponent	6-1	3-1	5-1	10-1	8-23	6-1	8-23	15-33	18-20	12-29	5-15	11-24	6-33	9-32	14-28	12-38	5-49	11-39	13-33	16-22	15-27	12-37	11-30	0-32
Opp. shoots 50 percent or better	5-1	5-1	3-1	6-1	7-22	3-26	4-12	12-25	7-10	8-16	0-5	3-11	0-10	3-7	2-8	2-16	0-21	2-14	4-14	12-9	8-9	8-26	5-19	0-12
Opp. shoots below 50 percent	15-25	14-21	23-24	25-17	37-16	38-15	46-20	19-16	47-18	43-15	26-19	46-22	46-26	41-3	45-27	39-25	18-43	36-30	35-29	44-17	41-24	29-19	41-17	21-33
Score 100 or more points	17-38	14-34	19-32	30-36	41-30	30-25	38-8	30-21	31-5	26-4	9-3	35-3	20-3	20-3	23-3	14-5	4-5	19-37	21-11	42-3	28-5	23-16	18-5	4-5
Score less than 100 points	3-24	5-29	7-24	1-15	3-8	11-16	12-24	11-20	23-23	25-27	17-21	14-30	26-33	24-35	24-32	27-36	14-59	19-37	18-32	14-23	21-28	14-29	28-31	17-40
Opp. scores 100 or more points	16-58	9-55	14-50	25-48	34-37	16-38	11-18	18-35	15-18	9-16	4-9	14-19	1-11	8-16	4-10	2-14	4-23	6-23	9-25	14-14	7-18	13-37	7-22	0-16
Opp. scores under 100 points	4-4	10-8	12-6	6-3	10-1	25-3	39-14	23-6	39-10	42-15	22-15	35-14	45-25	36-22	43-25	39-27	14-59	32-21	30-18	42-12	42-15	14-29	38-14	21-29
Grab 50 or more rebounds	5-4	1-2	3-1	7-5	14-3	8-1	2-1	3-2	1-1	4-1	2-1	11-4	11-5	6-3	11-6	11-3	2-1	3-2	10-1	7-1	3-1	5-3	4-1	4-3
Grab 40 or more rebounds	19-33	13-22	19-20	25-36	40-19	32-25	24-17	25-14	30-9	31-17	16-9	37-21	40-26	36-2	37-23	32-24	14-30	29-16	32-25	36-16	27-14	26-17	29-15	14-20
Grab less than 40 rebounds	1-29	6-1	7-1	6-15	4-19	9-16	26-15	16-27	24-19	20-14	10-15	12-12	6-10	8-14	10-12	9-17	4-34	9-28	7-18	20-10	22-19	11-28	17-21	7-25
Shoot more free throws than opp.	8-13	6-13	14-13	13-21	34-19	29-18	34-12	29-14	38-9	32-18	22-8	40-19	33-18	27-1	25-12	24-16	11-16	27-18	26-19	34-12	8-5	23-10	23-13	9-17
Shoot equal or fewer free throws	12-1	13-50	12-1	15-29	10-19	12-23	16-20	12-27	16-19	19-13	41-6	9-14	13-18	17-24	22-23	17-25	7-48	11-26	13-24	22-14	41-28	14-35	19-23	12-28
Commit more turnovers than opp.	5-24	6-21	7-21	7-23	21-24	19-22	21-17	19-20	23-21	16-15	11-14	19-13	25-18	24-2	22-23	18-24	8-34	14-22	19-24	13-17	13-17	16-16	12-15	9-31
Commit equal or fewer turnovers	15-38	13-42	19-35	24-28	23-14	22-19	29-15	22-21	31-7	35-16	15-10	30-20	21-18	20-17	25-12	23-17	10-30	24-22	20-19	43-9	36-16	21-29	34-21	12-14

## Hornets Record by Month

	Oct.	Nov.	Dec.	Jan.	Feb.	Mar.	Apr.	May
1988-89	-	3-10	5-9	3-13	4-8	2-13	3-9	-
1989-90	-	3-11	3-9	2-13	1-11	6-12	4-7	-
1990-91	-	8-7	1-11	4-11	4-9	5-12	4-6	-
1991-92	-	4-13	4-10	4-9	9-4	8-6	2-9	-
1992-93	-	7-6	7-7	6-7	8-5	7-10	9-3	-
1993-94	-	8-5	8-7	6-8	1-10	8-7	10-4	-
1994-95	-	7-6	9-6	11-4	8-5	7-7	8-4	-
1995-96	-	7-8	7-8	7-5	7-6	8-8	5-6	-
1996-97	-	8-6	8-7	10-6	10-3	9-4	9-2	-
1997-98	0-1	9-4	9-6	9-7	7-5	12-3	5-5	-
1998-99	-	-	-	-	2-9	10-8	12-6	2-1
1999-00	-	8-6	10-5	6-7	7-7	9-6	9-2	-
2000-01	1-0	9-6	10-5	5-10	7-5	8-6	6-4	-
2001-02	1-0	6-8	6-9	8-6	7-6	10-5	6-4	-
2002-03	1-0	10-5	7-10	6-8	9-4	8-6	6-2	-
2003-04	2-0	9-6	9-6	6-9	6-6	5-11	4-3	-
2004-05	-	1-12	1-14	6-10	3-9	5-9	2-10	-
2005-06	-	7-7	5-10	10-5	9-4	3-11	4-7	-
2006-07	-	8-7	4-11	7-8	9-4	5-10	6-3	-
2007-08	1-0	10-6	9-5	12-2	7-5	11-4	6-4	-
2008-09	2-0	7-6	10-3	9-7	7-6	11-5	3-6	-
2009-10	1-1	6-9	7-6	12-5	5-8	4-12	2-4	-
2010-11	3-0	9-5	7-9	12-4	4-8	8-6	3-4	-
2011-12	-	-	2-1	2-16	4-10	5-12	8-6	-
Totals	12-2	154-159	148-174	163-180	145-157	174-193	136-120	2-1

## Hornets Record by Division/Conference

	Atlantic	Central	Southeast	East	Midwest	Pacific	NW	SW	West
1988-89	8-22	4-22	-	12-44	4-8	4-10	-	-	8-18
1989-90	9-9	3-11	-	6-20	7-21	6-22	-	-	13-43
1990-91	9-15	8-22	-	17-37	5-9	4-10	-	-	9-19
1991-92	11-17	10-18	-	21-35	5-7	5-9	-	-	10-16
1992-93	17-11	12-16	-	29-27	7-5	8-6	-	-	15-11
1993-94	17-11	12-16	-	29-27	6-6	6-8	-	-	12-14
1994-95	19-9	17-11	-	36-20	5-7	9-5	-	-	14-12
1995-96	13-13	13-15	-	26-28	8-6	7-7	-	-	15-13
1996-97	20-6	14-14	-	34-20	11-3	9-5	-	-	20-8
1997-98	15-11	16-12	-	31-23	11-3	9-5	-	-	20-8
1998-99	11-11	12-10	-	23-21	1-0	2-3	-	-	3-3
1999-00	16-10	20-8	-	36-18	7-7	6-8	-	-	13-15
2000-01	17-9	20-8	-	37-17	4-10	5-9	-	-	9-19
2001-02	14-12	17-11	-	31-23	6-8	7-7	-	-	13-15
2002-03	15-11	17-11	-	32-22	7-7	8-6	-	-	15-13
2003-04	16-10	14-14	-	30-24	4-10	7-7	-	-	11-17
2004-05	2-8	3-7	3-7	8-22	-	4-14	4-14	2-14	10-42
2005-06	5-5	2-8	6-4	13-17	-	8-10	10-8	7-9	25-27
2006-07	5-5	5-5	6-4	16-14	-	8-10	9-9	6-10	23-29
2007-08	8-2	7-3	7-3	22-8	-	13-5	11-7	10-6	34-18
2008-09	6-4	7-3	6-4	19-11	-	11-7	10-8	9-7	30-22
2009-10	2-8	4-6	5-5	11-19	-	11-7	8-10	7-9	26-26
2010-11	4-6	6-4	9-1	19-11	-	9-9	9-9	9-7	27-25
2011-12	3-2	2-5	2-4	7-11	-	5-12	6-11	3-11	14-34
Totals	256-227	245-260	44-39	545-519	98-117	171-201	67-76	53-75	389-467

NW - Northwest  
SW - Southwest

## Hornets Record by Day of The Week

	Sun	Mon	Tue	Wed	Thu	Fri	Sat
1988-89	0-7	2-6	3-11	2-9	3-8	6-11	4-10
1989-90	2-5	1-7	2-15	3-8	3-11	4-9	4-8
1990-91	2-3	0-5	6-11	3-9	3-7	5-11	7-10
1991-92	2-3	3-4	5-8	8-7	4-4	1-16	8-9
1992-93	4-4	4-2	6-9	6-8	5-3	12-7	7-5
1993-94	2-5	3-3	6-9	7-6	6-4	10-7	7-7
1994-95	4-5	5-2	8-6	10-4	5-6	9-4	9-5
1995-96	6-3	2-2	8-5	6-10	3-5	7-11	9-5
1996-97	5-2	8-3	7-4	10-4	6-2	7-8	11-5
1997-98	4-2	7-2	8-4	10-4	3-2	12-9	7-8
1998-99	2-3	4-3	3-3	6-6	1-2	7-5	3-2
1999-00	4-3	4-4	7-4	13-4	3-6	11-5	7-7
2000-01	4-3	5-3	5-6	11-4	4-5	8-9	9-6
2001-02	3-5	4-1	5-7	13-3	4-4	10-8	5-10
2002-03	4-5	4-5	4-5	14-6	1-1	15-5	5-8
2003-04	1-3	1-8	4-8	16-3	2-4	8-7	9-8
2004-05	0-10	2-10	2-7	4-18	0-0	6-10	4-9
2005-06	3-4	5-8	2-7	12-10	0-2	7-7	9-6
2006-07	2-2	4-3	7-10	10-6	1-3	8-10	7-9
2007-08	6-2	5-6	5-1	17-7	0-0	13-7	10-3
2008-09	7-1	5-6	6-1	12-9	3-1	9-10	7-5
2009-10	3-7	7-7	2-3	12-11	1-1	7-10	5-6
2010-11	5-8	3-10	2-2	15-8	1-0	13-4	7-4
2011-12	1-4	4-10	1-2	6-11	2-5	4-6	3-7
Totals	76-99	92-120	114-148	226-175	64-86	199-196	163-162

# MISCELLANEOUS RECORDS

## Year-By-Year Leaders

Games Played			Minutes Played			Field Goal Percentage (Minimum 250 FGA)		
2011-12	Aminu/Belinelli/Vasquez	66	2011-12	Marco Belinelli	1,966	2011-12	Gustavo Ayon	(140-261) .536
2010-11	Belinelli/Paul	80	2010-11	Chris Paul	2,880	2010-11	Emeka Okafor	(300-524) .573
2009-10	Emeka Okafor	82	2009-10	David West	2,949	2009-10	Emeka Okafor	(348-656) .530
2008-09	Rasual Butler	82	2008-09	Chris Paul	3,002	2008-09	Tyson Chandler	(160-283) .565
2007-08	Pargo/Paul	80	2007-08	Chris Paul	3,006	2007-08	Tyson Chandler	(377-605) .623
2006-07	Jannero Pargo	82	2006-07	Desmond Mason	2,575	2006-07	Tyson Chandler	(292-468) .624
2005-06	Rasual Butler	79	2005-06	Chris Paul	2,808	2005-06	David West	(530-1036) .512
2004-05	PJ Brown	82	2004-05	PJ Brown	2,817	2004-05	Chris Andersen	(191-358) .534
2003-04	Jamaal Magloire	82	2003-04	Jamaal Magloire	2,777	2003-04	Robert Traylor	(145-287) .505
2002-03	Magloire/Mashburn	82	2002-03	Jamal Mashburn	3,321	2002-03	PJ Brown	(319-601) .531
2001-02	Davis/Magloire	82	2001-02	Baron Davis	3,318	2001-02	Jamaal Magloire	(228-414) .551
2000-01	Davis/Wesley	82	2000-01	Baron Davis	3,192	2000-01	Eddie Robinson	(216-407) .531
1999-00	Davis/Mason/Wesley	82	1999-00	Anthony Mason	3,133	1999-00	Eddie Robinson	(212-386) .549
1998-99	Wesley/Person	50	1998-99	David Wesley	1,848	1998-99	Elden Campbell	(178-364) .489
1997-98	Glen Rice	82	1997-98	Glen Rice	3,295	1997-98	Anthony Mason	(389-764) .509
1996-97	Viade Divac	81	1996-97	Glen Rice	3,362	1996-97	Anthony Mason	(433-825) .525
1995-96	Dell Curry	82	1995-96	Larry Johnson	3,274	1995-96	Matt Geiger	(357-666) .536
1994-95	Hersey Hawkins	82	1994-95	Larry Johnson	3,234	1994-95	Alonzo Mourning	(571-1101) .519
1993-94	Curry/Hawkins	82	1993-94	Muggsy Bogues	2,746	1993-94	Kenny Gattison	(233-445) .524
1992-93	Larry Johnson	82	1992-93	Larry Johnson	3,323	1992-93	David Wingate	(180-336) .536
1991-92	L. Johnson/Gattison/Bogues	82	1991-92	Larry Johnson	3,047	1991-92	Kenny Gattison	(423-799) .529
1990-91	Kendall Gill	82	1990-91	Johnny Newman	2,477	1990-91	Kenny Gattison	(243-457) .532
1989-90	J.R. Reid	82	1989-90	J.R. Reid	2,757	1989-90	Kenny Gattison	(148-269) .550
1988-89	Cureton/R. Reid	82	1988-89	Kelly Tripucka	2,302	1988-89	Dave Hoppen	(199-353) .564

### Total Points

2011-12	Marco Belinelli	780
2010-11	David West	1,322
2009-10	David West	1,541
2008-09	Chris Paul	1,781
2007-08	Chris Paul	1,684
2006-07	Chris Paul	1,104
2005-06	David West	1,262
2004-05	Lee Nailon	963
2003-04	Baron Davis	1,532
2002-03	Jamal Mashburn	1,772
2001-02	Baron Davis	1,484
2000-01	Jamal Mashburn	1,528
1999-00	Eddie Jones	1,446
1998-99	David Wesley	706
1997-98	Glen Rice	1,826
1996-97	Glen Rice	2,115
1995-96	Glen Rice	1,710
1994-95	Alonzo Mourning	1,643
1993-94	Dell Curry	1,335
1992-93	Larry Johnson	1,810
1991-92	Kendall Gill	1,622
1990-91	Johnny Newman	1,371
1989-90	Kelly Tripucka	1,232
1988-89	Kelly Tripucka	1,606

### Field Goals Made

2011-12	Marco Belinelli	286
2010-11	David West	528
2009-10	David West	619
2008-09	Chris Paul	631
2007-08	Chris Paul	630
2006-07	Desmond Mason	407
2005-06	David West	530
2004-05	Lee Nailon	415
2003-04	Baron Davis	554
2002-03	Jamal Mashburn	670
2001-02	Baron Davis	559
2000-01	Jamal Mashburn	573
1999-00	Eddie Jones	478
1998-99	David Wesley	243
1997-98	Glen Rice	634
1996-97	Glen Rice	722
1995-96	Glen Rice	610
1994-95	Larry Johnson	585
1993-94	Dell Curry	533
1992-93	Larry Johnson	728
1991-92	Kendall Gill	666
1990-91	Johnny Newman	478
1989-90	Dell Curry	461
1988-89	Kelly Tripucka	568

### Free Throws Made

2011-12	Carl Landry	147
2010-11	Chris Paul	337
2009-10	David West	296
2008-09	Chris Paul	455
2007-08	Chris Paul	332
2006-07	Chris Paul	292
2005-06	Chris Paul	394
2004-05	PJ Brown	210
2003-04	Jamaal Magloire	353
2002-03	Jamal Mashburn	313
2001-02	Elden Campbell	306
2000-01	Elden Campbell	288
1999-00	Eddie Jones	362
1998-99	David Wesley	159
1997-98	Glen Rice	428
1996-97	Glen Rice	464
1995-96	Larry Johnson	427
1994-95	Alonzo Mourning	490
1993-94	Alonzo Mourning	433
1992-93	Alonzo Mourning	495
1991-92	Larry Johnson	339
1990-91	Johnny Newman	385
1989-90	Kelly Tripucka	310
1988-89	Kelly Tripucka	440

### Scoring Average (min. 30 games played)

2011-12	Jarrett Jack	15.6
2010-11	David West	18.9
2009-10	David West	19.0
2008-09	Chris Paul	22.8
2007-08	Chris Paul	21.1
2006-07	David West	18.3
2005-06	David West	17.1
2004-05	Lee Nailon	14.2
2003-04	Baron Davis	22.9
2002-03	Jamal Mashburn	21.6
2001-02	Jamal Mashburn	21.5
2000-01	Jamal Mashburn	20.1
1999-00	Eddie Jones	20.1
1998-99	Eddie Jones	17.0
1997-98	Glen Rice	22.3
1996-97	Glen Rice	26.8
1995-96	Glen Rice	21.6
1994-95	Alonzo Mourning	21.3
1993-94	Alonzo Mourning	21.5
1992-93	Larry Johnson	22.1
1991-92	Kendall Gill	20.5
1990-91	Johnny Newman	16.9
1989-90	Armon Gilliam	18.8
1988-89	Kelly Tripucka	22.6

### Field Goals Attempted

2011-12	Marco Belinelli	686
2010-11	David West	1,040
2009-10	David West	1,226
2008-09	David West	1,292
2007-08	David West	1,305
2006-07	Desmond Mason	900
2005-06	David West	1,036
2004-05	Lee Nailon	869
2003-04	Baron Davis	1,402
2002-03	Jamal Mashburn	1,586
2001-02	Baron Davis	1,341
2000-01	Jamal Mashburn	1,388
1999-00	Eddie Jones	1,119
1998-99	David Wesley	545
1997-98	Glen Rice	1,386
1996-97	Glen Rice	1,513
1995-96	Glen Rice	1,296
1994-95	Larry Johnson	1,219
1993-94	Dell Curry	1,171
1992-93	Larry Johnson	1,385
1991-92	Kendall Gill	1,427
1990-91	Johnny Newman	1,017
1989-90	Kelly Tripucka	1,029
1988-89	Rex Chapman	1,271

### Free Throws Attempted

2011-12	Carl Landry	184
2010-11	Chris Paul	384
2009-10	David West	342
2008-09	Chris Paul	524
2007-08	Chris Paul	390
2006-07	Chris Paul	357
2005-06	Chris Paul	465
2004-05	PJ Brown	243
2003-04	Jamaal Magloire	470
2002-03	Jamal Mashburn	369
2001-02	Elden Campbell	384
2000-01	Elden Campbell	406
1999-00	Anthony Mason	421
1998-99	Elden Campbell	207
1997-98	Glen Rice	504
1996-97	Glen Rice	535
1995-96	Larry Johnson	564
1994-95	Alonzo Mourning	644
1993-94	Alonzo Mourning	568
1992-93	Alonzo Mourning	634
1991-92	Larry Johnson	409
1990-91	Johnny Newman	476
1989-90	Armon Gilliam	363
1988-89	Kelly Tripucka	508

## Year-By-Year Leaders

### Free Throw Percentage (Minimum 100 FTA)

2011-12	Jarrett Jack	(129-148)	.872
2010-11	Chris Paul	(337-384)	.878
2009-10	Peja Stojakovic	(96-107)	.897
2008-09	Peja Stojakovic	(93-104)	.894
2007-08	Peja Stojakovic	(130-140)	.929
2006-07	Marc Jackson	(90-103)	.874
2005-06	Chris Paul	(394-465)	.847
2004-05	PJ Brown	(210-243)	.864
2003-04	PJ Brown	(158-185)	.854
2002-03	Jamal Mashburn	(313-369)	.848
2001-02	Jamal Mashburn	(211-241)	.876
2000-01	PJ Brown	(178-209)	.852
1999-00	Eddie Jones	(362-419)	.864
1998-99	David Wesley	(159-191)	.832
1997-98	Glen Rice	(428-504)	.849
1996-97	Glen Rice	(464-535)	.867
1995-96	Dell Curry	(146-171)	.854
1994-95	Muggsy Bogues	(160-180)	.889
1993-94	Dell Curry	(117-134)	.873
1992-93	Dell Curry	(136-157)	.866
1991-92	Dell Curry	(127-152)	.836
1990-91	Kelly Tripucka	(152-167)	.910
1989-90	Dell Curry	(96-104)	.923
1988-89	Kelly Tripucka	(440-508)	.866

## Year-by-Year NBA Statistical Rankings

Year	Pts	Def	FG%	FT%	Reb	Ast	Stl	TO	BS
1988-89	22	21	T24	16	25	1	17	8	25
1989-90	25	21	25	T16	27	12	8	T5	27
1990-91	20	22	T16	9	27	15	7	10	27
1991-92	6	26	T7	12	16	2	4	13	27
1992-93	2	24	T5	T5	T10	4	21	15	7
1993-94	4	24	7	4	15	2	13	17	18
1994-95	15	6	10	2	24	6	22	5	15
1995-96	8	24	12	3	24	12	24	10	29
1996-97	12	15	4	2	26	4	26	5	22
1997-98	T10	14	6	10	21	8	11	T12	27
1998-99	12	18	7	8	25	5	9	T19	16
1999-00	14	10	17	13	16	4	6	9	7
2000-01	24	4	23	19	7	7	11	8	11
2001-02	20	7	18	18	6	19	13	9	11
2002-03	19	5	23	11	8	11	13	T16	18
2003-04	17	11	27	17	9	14	9	17	24
2004-05	30	10	30	13	25	17	25	21	27
2005-06	25	12	26	10	22	26	7	4	24
2006-07	25	10	26	21	6	27	29	8	21
2007-08	9	5	8	11	16	13	8	3	28
2008-09	26	5	16	4	26	28	16	27	26
2009-10	17	21	13	7	25	8	9	9	30
2010-11	27	5	18	15	T24	T21	9	3	20
2011-12	29	8	13	15	24	16	21	27	21

1988-89 (25 teams in NBA), 1989-95 (27 teams), 1995-2004 (29 teams), 2004-present (30 teams)

## Career Leaders

### Seasons

1. Dell Curry	10
2. Muggsy Bogues	10
3. David Wesley	8
David West	8
5. PJ Brown	6
Baron Davis	6
Kenny Gattison	6
Chris Paul	6
J.R. Reid	6

### Games Played

1. Dell Curry	701
2. Muggsy Bogues	632
3. David West	530
4. David Wesley	522
5. PJ Brown	475
6. Chris Paul	425

### Games Started

1. David Wesley	517
2. Muggsy Bogues	501
3. PJ Brown	469
4. David West	438
5. Chris Paul	425

### Minutes Played

1. Muggsy Bogues	19,768
2. David Wesley	18,691
3. Dell Curry	17,613
4. David West	17,160
5. PJ Brown	15,933
6. Chris Paul	15,761

### Total Points

1. Dell Curry	9,839
2. David West	8,690
3. Chris Paul	7,936
4. David Wesley	7,670
5. Larry Johnson	7,405

### Average Points (min. 82 games)

1. Glen Rice	23.5
2. Alonzo Mourning	21.3
3. Jamal Mashburn	21.0
4. Larry Johnson	19.6
5. Eddie Johnson	19.2

### Field Goals Made

1. Dell Curry	3,951
2. David West	3,476
3. Larry Johnson	2,858
4. David Wesley	2,813
5. Chris Paul	2,793

### Field Goals Attempted

1. Dell Curry	8,559
2. David West	7,091
3. David Wesley	6,692
4. Chris Paul	5,929
5. Larry Johnson	5,759

### Field Goal Percentage (min. 1000 FGA)

1. Tyson Chandler	.611
2. Emeka Okafor	.549
3. Kenny Gattison	.528
4. Armen Gilliam	.523
5. Matt Geiger	.514

### 3-Point Field Goals Made

1. Dell Curry	929
2. David Wesley	644
3. Baron Davis	610
4. Peja Stojakovic	553
5. Glen Rice	508

### 3-Point Field Goals Attempted

1. Dell Curry	2,294
2. Baron Davis	1,865
3. David Wesley	1,783
4. Peja Stojakovic	1,369
5. Glen Rice	1,143

### 3-Point Field Goal Percentage

(min. 200 3PA)

1. Glen Rice	.444
2. Dell Curry	.405
3. Peja Stojakovic	.404
4. Marco Belinelli	.396
5. Hersey Hawkins	.390
Scott Burrell	.390

### Free Throws Made

1. Chris Paul	1,971
2. David West	1,704
3. Larry Johnson	1,513
4. Alonzo Mourning	1,418
5. David Wesley	1,400
6. Glen Rice	1,211

### Free Throws Attempted

1. Chris Paul	2,310
2. David West	2,030
3. Larry Johnson	1,962
4. Alonzo Mourning	1,846
5. David Wesley	1,776

### Free Throw Percentage (min. 500 FTA)

1. Kelly Tripucka	.879
2. Hersey Hawkins	.864
3. Chris Paul	.853
Glen Rice	.853
5. Dell Curry	.852

### Offensive Rebounds

1. PJ Brown	1,458
2. Larry Johnson	1,186
3. David West	1,110
4. Jamaal Magloire	863
5. Tyson Chandler	805

### Defensive Rebounds

1. PJ Brown	2,745
2. David West	2,743
3. Larry Johnson	2,293
4. Anthony Mason	1,846
5. Jamaal Magloire	1,669
6. Chris Paul	1,647

### Total Rebounds

1. PJ Brown	4,203
2. David West	3,853
3. Larry Johnson	3,479
4. Jamaal Magloire	2,532
5. Anthony Mason	2,354

### Average Rebounds (min. 82 games)

1. Tyson Chandler	11.3
2. Alonzo Mourning	10.1
3. Anthony Mason	10.0
4. Larry Johnson	9.2
5. Emeka Okafor	9.1

### Assists

1. Muggsy Bogues	5,557
2. Chris Paul	4,228
3. Baron Davis	2,555
4. David Wesley	2,446
5. Larry Johnson	1,553

### Average Assists (min. 82 games)

1. Chris Paul	9.9
2. Muggsy Bogues	8.8
3. Baron Davis	6.7
4. Michael Holton	5.3
5. Jamal Mashburn	5.0

### Steals

1. Muggsy Bogues	1,067
2. Chris Paul	1,010
3. David Wesley	766
4. Dell Curry	747
5. Baron Davis	719

### Turnovers

1. Muggsy Bogues	1,118
2. David Wesley	1,103
3. Chris Paul	1,065
4. Baron Davis	1,005
5. Dell Curry	982

### Blocked Shots

1. Alonzo Mourning	684
2. Elden Campbell	515
3. David West	435
4. PJ Brown	423
5. Jamaal Magloire	399

Franchise Bests

Single Game

Longest Game	2:47	vs. SAC	19-Nov-08
Longest Game (Overtime)	3:18	vs. GSW (30T)	23-Nov-04
Shortest Game	1:44	vs. SAC	27-Jan-90
Most Points Scored By New Orleans In A Loss	134	at CLE (141)	9-Apr-92
Fewest Points Scored By New Orleans In A Victory	65	vs. MIA (65-56)	20-Dec-00
Widest Margin In A New Orleans Victory	52	vs. PHI (136-84)	27-Feb-92
Widest Margin In A New Orleans Loss	50	vs. MIL (137-87)	10-Jan-00
Most Free Throws Missed	17	at TOR (24-41)	9-Nov-96
Most Players Scoring In Double Figures	8	vs. LAC	26-Mar-94
		at PHI	9-Apr-94
		at ORL	14-Mar-97
		at ATL	29-Nov-97
		at PHI	12-Dec-10
		Done nine times	
Most Players Scoring 20 Or More Points	4	Marcus Thornton at CLE	23-Feb-10
Most Points Off The Bench	37	Matt Geiger vs. PHI	4-Nov-95
Quickest Disqualification On Personal Fouls	11 min.	Malik Rose vs. LAC	21-Feb-97
Earliest Disqualification On Personal Fouls	:46.3 (3rd)		

Season

Longest Winning Streak	10		21-Feb-98 thru 13-Mar-98
			9-Jan-11 thru 26-Jan-11
Longest Home Winning Streak	13		22-Nov-94 thru 20-Jan-95
Longest Road Winning Steak	8		19-Dec-07 thru 26-Jan-08
Longest Losing Streak	12		19-Jan-90 thru 14-Feb-90
Longest Home Losing Streak	14		28-Feb-89 thru 3-Nov-90
		last 13 games 1988-89 season and 1st game 1989-90	
Longest Road Losing Streak	16		28-Feb-89 thru 3-Nov-90
Most Consecutive 100-point games	20		22-Jan-93 thru 4-Mar-93
Most 30+ Point Games	25	Glen Rice	1996-97
Most 20+ Point Games	64	Glen Rice	1996-97
Most 10+ Point Games	81	Larry Johnson	1992-93
Most 10+ Point And 10+ Rebound Games	49	Larry Johnson	1992-93
Most Consecutive 20+ Point Games	28	Glen Rice	11-Feb-97 thru 9-Apr-97
Most Consecutive 10+ Point Games	78	Glen Rice	9-Nov-95 thru 20-Apr-97
Most Times Led Or Shared Scoring Lead	61	Glen Rice	1996-97

Career

Most Consecutive Games Played	294	David Wesley	25-Nov-97 thru 17-Nov-01
Most Consecutive Games Started	294	David Wesley	25-Nov-97 thru 17-Nov-01
Most Consecutive 10+ Point Games	135	Glen Rice	9-Nov-95 thru 28-Feb-98



# PLAYOFF RECORDS

NEVER TAKE A PLAY OFF • DEDICATION • PLAY AS A TEAM • HEART AND HUSTLE • DEFEND THE PAINT

ROLL TO THE BASKET • TRUST EACH OTHER • OVERCOME ADVERSITY • PLAY UNDER CONTROL • HIT THE

NO EMPTY POSSESSIONS • CRASH THE BOARDS • TAKE THE CHARGE • PLAY WITH PASSION • BOX OUT • DON'T

PREPARATION • HUSTLE • TAKE IT STRONG TO THE HOOP • CONTEST JUMPSHOTS • NO OPEN LAYUPS • NEVER

CONDITIONING • GET BACK ON DEFENSE • BE AGGRESSIVE • KNOW YOUR OPPONENT • FUNDAMENTALS • STAY

DEDICATION • PLAY AS A TEAM • HEART AND HUSTLE • DEFEND THE PAINT • RESPECT THE GAME • NO TURNOVERS

LEADERSHIP • FINISH FAST BREAKS • EXCITEMENT • COMPETITIVE FIRE • FIGHT • FEED THE POST • CONDITION

DON'T MESS WITH THE GAME • TAKE THE OPEN SHOT • MAKE THE RIGHT PASSES • NEVER TAKE A PLAY OFF • DEDICATION •

PLAY AS A TEAM • HEART AND HUSTLE • DEFEND THE PAINT • FINISH FAST BREAKS • EXCITEMENT

NO EXCUSES • WIN • PLAY AS A TEAM • BOX OUT • DON'T MESS WITH THE GAME • TAKE THE

POINTS OFF TURNOVERS • NON-NEGOTIABLES • ROLL TO THE BASKET • TRUST EACH OTHER

HUSTLE • TAKE IT STRONG TO THE HOOP • CONTEST JUMPSHOTS • DEDICATION • PLAY

NEVER GIVE UP • NEVER TAKE A PLAY OFF • DEDICATION • PLAY AS A TEAM • HEART AND HUSTLE

GET BACK ON DEFENSE • BE AGGRESSIVE • ROLL TO THE BASKET • TRUST EACH OTHER

COMPETITIVE FIRE • FIGHT • FEED THE POST • CONDITIONING • GET BACK ON DEFENSE • FINISH FAST BREAKS • NEVER GIVE UP

CRASH THE BOARDS • TAKE THE CHARGE • PLAY WITH PASSION • BOX OUT • DON'T MESS WITH THE GAME • TAKE THE

EXCITEMENT • COMPETITIVE FIRE • NO OPEN LAYUPS • CRASH THE BOARDS • TAKE THE CHARGE • PLAY WITH

PLAY WITH PASSION • BOX OUT • GET BACK ON DEFENSE • BE AGGRESSIVE • ROLL TO THE BASKET • TRUST EACH OTHER

NON-NEGOTIABLES • FINISH FAST BREAKS • EXCITEMENT • COMPETITIVE FIRE • FIGHT • FEED THE POST • COMMIT • EXCITEMENT

KNOW YOUR OPPONENT • TAKE THE OPEN SHOT • MAKE THE RIGHT PASSES • NEVER TAKE A PLAY OFF • DEDICATION •

PLAY UNDER CONTROL • TAKE IT STRONG TO THE HOOP • CONTEST JUMPSHOTS • DEDICATION • PLAY AS A TEAM •

TAKE IT STRONG TO THE HOOP • CONTEST JUMPSHOTS • DEDICATION • PLAY AS A TEAM • HEART AND HUSTLE •

BE AGGRESSIVE • ROLL TO THE BASKET • TRUST EACH OTHER • COMPETITIVE FIRE • FIGHT • FEED THE POST •

CRASH THE BOARDS • TAKE THE CHARGE • PLAY WITH PASSION • BOX OUT • DON'T MESS WITH THE GAME • TAKE THE

EXCITEMENT • COMPETITIVE FIRE • NO OPEN LAYUPS • CRASH THE BOARDS • TAKE THE CHARGE • PLAY WITH

PLAY WITH PASSION • BOX OUT • GET BACK ON DEFENSE • BE AGGRESSIVE • ROLL TO THE BASKET • TRUST EACH OTHER

NON-NEGOTIABLES • FINISH FAST BREAKS • EXCITEMENT • COMPETITIVE FIRE • FIGHT • FEED THE POST • COMMIT • EXCITEMENT

KNOW YOUR OPPONENT • TAKE THE OPEN SHOT • MAKE THE RIGHT PASSES • NEVER TAKE A PLAY OFF • DEDICATION •

PLAY UNDER CONTROL • TAKE IT STRONG TO THE HOOP • CONTEST JUMPSHOTS • DEDICATION • PLAY AS A TEAM •

TAKE IT STRONG TO THE HOOP • CONTEST JUMPSHOTS • DEDICATION • PLAY AS A TEAM • HEART AND HUSTLE •

BE AGGRESSIVE • ROLL TO THE BASKET • TRUST EACH OTHER • COMPETITIVE FIRE • FIGHT • FEED THE POST •

CRASH THE BOARDS • TAKE THE CHARGE • PLAY WITH PASSION • BOX OUT • DON'T MESS WITH THE GAME • TAKE THE

EXCITEMENT • COMPETITIVE FIRE • NO OPEN LAYUPS • CRASH THE BOARDS • TAKE THE CHARGE • PLAY WITH

PLAY WITH PASSION • BOX OUT • GET BACK ON DEFENSE • BE AGGRESSIVE • ROLL TO THE BASKET • TRUST EACH OTHER

NON-NEGOTIABLES • FINISH FAST BREAKS • EXCITEMENT • COMPETITIVE FIRE • FIGHT • FEED THE POST • COMMIT • EXCITEMENT

KNOW YOUR OPPONENT • TAKE THE OPEN SHOT • MAKE THE RIGHT PASSES • NEVER TAKE A PLAY OFF • DEDICATION •

PLAY UNDER CONTROL • TAKE IT STRONG TO THE HOOP • CONTEST JUMPSHOTS • DEDICATION • PLAY AS A TEAM •

TAKE IT STRONG TO THE HOOP • CONTEST JUMPSHOTS • DEDICATION • PLAY AS A TEAM • HEART AND HUSTLE •

BE AGGRESSIVE • ROLL TO THE BASKET • TRUST EACH OTHER • COMPETITIVE FIRE • FIGHT • FEED THE POST •

CRASH THE BOARDS • TAKE THE CHARGE • PLAY WITH PASSION • BOX OUT • DON'T MESS WITH THE GAME • TAKE THE

EXCITEMENT • COMPETITIVE FIRE • NO OPEN LAYUPS • CRASH THE BOARDS • TAKE THE CHARGE • PLAY WITH

PLAY WITH PASSION • BOX OUT • GET BACK ON DEFENSE • BE AGGRESSIVE • ROLL TO THE BASKET • TRUST EACH OTHER

NON-NEGOTIABLES • FINISH FAST BREAKS • EXCITEMENT • COMPETITIVE FIRE • FIGHT • FEED THE POST • COMMIT • EXCITEMENT

KNOW YOUR OPPONENT • TAKE THE OPEN SHOT • MAKE THE RIGHT PASSES • NEVER TAKE A PLAY OFF • DEDICATION •

PLAY UNDER CONTROL • TAKE IT STRONG TO THE HOOP • CONTEST JUMPSHOTS • DEDICATION • PLAY AS A TEAM •

TAKE IT STRONG TO THE HOOP • CONTEST JUMPSHOTS • DEDICATION • PLAY AS A TEAM • HEART AND HUSTLE •

BE AGGRESSIVE • ROLL TO THE BASKET • TRUST EACH OTHER • COMPETITIVE FIRE • FIGHT • FEED THE POST •

# PLAYOFF RECORDS

## 1993 NBA Playoffs • First Round (3-1)

No.	Date	H/A	W/L	Opp	N.O./Opp	CHA Hi Scorer	CHA Hi Rebound	Opp Hi Scorer	Opp Hi Reb	Attend
1	4/29	A	L	BOS	101-112	Mourning 30	Johnson 13	McDaniel 21	Douglas/Parish 9	14,890
2	5/1	A	W	BOS	98-98*	Johnson 23	Mourning 14	McHale 30	Parish 16	14,890
3	5/3	H	W	BOS	119-89	Johnson 29	Johnson 11	Gamble 19	Abdelnaby 6	23,698
4	5/5	H	W	BOS	104-103	Mourning 33	Mourning 7	Parish 24	Parish 9	23,698

## 1993 NBA Playoffs • Conference Semifinals (1-4)

No.	Date	H/A	W/L	Opp	N.O./Opp	CHA Hi Scorer	CHA Hi Rebound	Opp Hi Scorer	Opp Hi Reb	Attend
1	5/9	A	L	NYK	95-111	Mourning 27	Mourning 13	Ewing 33	Mason 11	19,763
2	5/12	A	L	NYK	101-105*	Mourning 24	Green 10	Ewing 34	Ewing 11	19,763
3	5/14	H	W	NYK	110-108**	Mourning 34	Mourning 10	Ewing 26	Ewing 14	23,698
4	5/16	H	L	NYK	92-94	Johnson 24	Mourning 8	Ewing 28	Ewing 10	23,698
5	5/18	A	L	NYK	101-105	Gill 26	Mourning 12	Oakley 21	Oakley 11	19,763

## 1995 NBA Playoffs • First Round (1-3)

No.	Date	H/A	W/L	Opp	N.O./Opp	CHA Hi Scorer	CHA Hi Rebound	Opp Hi Scorer	Opp Hi Reb	Attend
1	4/28	H	L	CHI	100-108*	Mourning 32	Mourning 13	Jordan 48	Jordan 9	23,859
2	4/30	H	W	CHI	106-89	Johnson 25	Mourning 20	Jordan 32	Pippen 8	23,859
3	5/2	A	L	CHI	80-103	Johnson 22	Mourning 7	Jordan 25	Jordan/Perdue 6	24,114
4	5/4	A	L	CHI	84-85	Mourning 20	Mourning 13	Pippen/Jordan 24	Kukoc 11	24,221

## 1997 NBA Playoffs • First Round (0-3)

No.	Date	H/A	W/L	Opp	N.O./Opp	CHA Hi Scorer	CHA Hi Rebound	Opp Hi Scorer	Opp Hi Reb	Attend
1	4/24	A	L	NYK	99-109	Divac 27	Mason 13	Houston 25	Ewing 9	19,763
2	4/26	A	L	NYK	93-100	Rice 39	Mason/Divac 12	Ewing 30	Oakley 10	19,763
3	4/28	H	L	NYK	95-104	Rice 22	Mason 11	Johnson 22	Ewing 11	24,042

## 1998 NBA Playoffs • First Round (3-1)

No.	Date	H/A	W/L	Opp	N.O./Opp	CHA Hi Scorer	CHA Hi Rebound	Opp Hi Scorer	Opp Hi Reb	Attend
1	4/23	H	W	ATL	97-87	Rice 34	Mason/Divac 7	Smith 35	Mutombo 15	19,176
2	4/25	H	W	ATL	92-85	Mason 25	Rice 13	Hend/Smith 22	Hend/Mutom 9	20,390
3	4/28	A	L	ATL	64-96	Mason 12	Divac 7	Blaylock 16	Mutombo 11	19,745
4	5/1	A	W	ATL	91-82	Mason 29	Mason 14	Smith 27	Mutombo 16	22,074

## 1998 NBA Playoffs • Conference Semifinals (1-4)

No.	Date	H/A	W/L	Opp	N.O./Opp	CHA Hi Scorer	CHA Hi Rebound	Opp Hi Scorer	Opp Hi Reb	Attend
1	5/3	A	L	CHI	70-83	Rice 25	Divac 14	Jordan 35	Rodman 14	23,844
2	5/6	A	W	CHI	78-76	Mason/Curry 15	Divac 19	Jordan 22	Rodman 18	23,844
3	5/8	H	L	CHI	89-103	Rice 31	Divac 13	Jordan 27	Rodman 17	23,799
4	5/10	H	L	CHI	80-94	Divac 15	Rice 9	Jordan 31	Rodman 18	23,799
5	5/13	A	L	CHI	84-93	Rice 30	Divac 15	Jordan 33	Rodman 21	23,844

## 2000 NBA Playoffs • First Round (1-3)

No.	Date	H/A	W/L	Opp	N.O./Opp	CHA Hi Scorer	CHA Hi Rebound	Opp Hi Scorer	Opp Hi Reb	Attend
1	4/22	H	L	PHI	82-92	Coleman 23	Coleman 16	Iverson 40	Ratliff 8	15,023
2	4/24	H	W	PHI	108-98*	Coleman 26	Campbell 14	Kukoc 20	Hill 13	11,686
3	4/28	A	L	PHI	76-81	Jones 18	Coleman 17	Iverson 24	Ratliff 11	20,849
4	5/1	A	L	PHI	105-99	Mas/Camp 21	Cole/Camp 11	Iverson 26	Geiger 10	20,712

## 2001 NBA Playoffs • First Round (3-0)

No.	Date	H/A	W/L	Opp	N.O./Opp	CHA Hi Scorer	CHA Hi Rebound	Opp Hi Scorer	Opp Hi Reb	Attend
1	4/21	A	W	MIA	106-80	Mashburn 28	Brown 7	House 16	Grant 10	20,085
2	4/23	A	W	MIA	102-76	Mashburn 22	Brown 8	Jones 21	Grant/Jones 6	16,500
3	4/27	H	W	MIA	94-79	Davis/Mash 21	Brown 12	Jones 22	Mourning 9	22,283

## 2001 NBA Playoffs • Conference Semifinals (3-4)

No.	Date	H/A	W/L	Opp	N.O./Opp	CHA Hi Scorer	CHA Hi Rebound	Opp Hi Scorer	Opp Hi Reb	Attend
1	5/6	A	L	MIL	92-104	Mashburn 23	Campbell 13	Allen 26	Johnson 12	18,717
2	5/8	A	L	MIL	90-91	Wesley 20	Brown 11	Allen 28	Johnson12	18,717
3	5/10	H	W	MIL	102-92	Mashburn 36	Brown 16	Robinson 23	Williams10	17,392
4	5/13	H	W	MIL	85-78	Mashburn 31	Brown 13	Allen 19	Robinson 12	18,756
5	5/15	A	W	MIL	94-86	Mashburn 24	Campbell 10	Robinson 22	Johnson 17	18,717
6	5/17	H	L	MIL	97-104	Wesley 27	Mashburn 9	Cassell 33	Johnson 13	23,509
7	5/20	A	L	MIL	95-104	Davis 29	Campbell 10	Robinson 29	Johnson 11	18,717

## 2002 NBA Playoffs • First Round (3-1)

No.	Date	H/A	W/L	Opp	N.O./Opp	CHA Hi Scorer	CHA Hi Rebound	Opp Hi Scorer	Opp Hi Reb	Attend
1	4/20	H	W	ORL	80-79	Davis 28	Brown 15	McGrady 20	Grant 10	9,505
2	4/23	H	L	ORL	103-111*	Campbell 27	Campbell 13	McGrady 31	McGrady 11	10,323
3	4/27	A	W	ORL	110-100*	Davis 33	Davis 14	McGrady 37	Garrity/Grant 10	16,754
4	4/30	A	W	ORL	102-85	Davis 28	Davis 11	McGrady 35	Ewing 10	16,254

2002 NBA Playoffs • Conference Semifinals (1-4)

No.	Date	H/A	W/L	Opp	N.O./Opp	CHA Hi Scorer	CHA Hi Rebound	Opp Hi Scorer	Opp Hi Reb	Attend
1	5/5	A	L	NJN	93-99	Davis 23	Brown 9	Kidd 21	Kidd 7	19,071
2	5/7	A	L	NJN	88-102	Davis 21	Lynch 11	Harris 24	Van Horn 11	20,049
3	5/9	H	W	NJN	115-97	Davis 26	Lynch 12	Jefferson 16	Collins/Kidd 7	11,363
4	5/12	H	L	NJN	79-89	Davis 20	Brown 16	Kidd 24	Kidd/Van Horn 11	13,864
5	5/15	A	L	NJN	95-103	Mag/I Nail 14	Lynch 13	Kidd 23	Martin 8	20,049

2003 NBA Playoffs • First Round (2-4)

No.	Date	H/A	W/L	Opp	NOH/Opp	NOH Hi Scorer	NOH Hi Reb	Opp Hi Scorer	Opp Hi Reb	Attend
1	4/20	A	L	PHI	90-98	Mashburn 28	Brown 8	Iverson 55	Van Horn 10	19,711
2	4/23	A	L	PHI	85-90	Wesley 24	Magloire 7	Iverson 29	K. Thomas 16	20,229
3	4/26	H	W	PHI	99-85	Davis 28	Brown 12	Iverson 28	Van Horn 9	17,320
4	4/28	H	L	PHI	87-96	Davis 34	Brown 9	Iverson 22	K. Thomas 8	16,243
5	4/30	A	W	PHI	93-91	Mashburn 21	Magloire 12	Iverson 30	Thomas 14	19,403
6	5/2	H	L	PHI	103-107	Mashburn 36	Three with 8	Iverson 45	Van Horn 18	18,570

2004 NBA Playoffs • First Round (3-4)

No.	Date	H/A	W/L	Opp	NOH/Opp	NOH Hi Scorer	NOH Hi Reb	Opp Hi Scorer	Opp Hi Reb	Attend
1	4/18	A	L	MIA	79-81	Davis 17	Brown, Mag 11	Wade 21	Odom 11	20,102
2	4/21	A	L	MIA	63-93	Davis 13	Magloire 10	E. Jones 19	Grant 11	20,189
3	4/24	H	W	MIA	77-71	Davis 21	Brown, Lynch 11	C. Butler 24	C. Butler 15	14,251
4	4/27	H	W	MIA	96-85	Davis 23	Brown, West 7	Odom 25	Grant 9	16,009
5	4/30	A	L	MIA	83-87	Davis 33	Brown 13	E. Jones 25	C. Butler 11	20,147
6	5/2	H	W	MIA	89-83	Brown,Lyn 16	Brown, Mag 9	Wade 27	Odom 11	17,297
7	5/4	A	L	MIA	77-85	Smith 25	Magloire 10	Butler 23	Three with 9	20,286

2008 NBA Playoffs • First Round (4-1)

No.	Date	H/A	W/L	Opp	NOH/Opp	NOH Hi Scorer	NOH Hi Reb	Opp Hi Scorer	Opp Hi Reb	Attend
1	4/19	H	W	DAL	104-92	Paul 35	Chandler 15	Nowitzki 31	Nowitzki 10	17,446
2	4/21	H	W	DAL	127-103	Paul 32	Chandler 11	Nowitzki 27	Bass 8	17,885
3	4/24	A	L	DAL	87-97	Pargo 30	Chandler 11	Nowitzki 21	Nowitzki 19	20,839
4	4/27	A	W	DAL	97-84	West 24	West 9	Nowitzki 22	Nowitzki 13	20,644
5	4/30	H	W	DAL	99-94	West 25	Chandler 14	Nowitzki22	Nowitzki 13	18,620

2008 NBA Playoffs • Second Round (3-4)

No.	Date	H/A	W/L	Opp	NOH/Opp	NOH Hi Scorer	NOH Hi Reb	Opp Hi Scorer	Opp Hi Reb	Attend
1	5/3	H	W	SAS	104-82	West 30	Chandler 15	Parker 23	Ginobili/Oberto 6	18,040
2	5/5	H	W	SAS	102-84	Paul 30	Chandler 11	Duncan 18	Duncan 8	17,927
3	5/8	A	L	SAS	99-110	Paul 35	West 12	Parker/Ginobili 31	Duncan 13	18,797
4	5/11	A	L	SAS	80-100	Paul 23	Paul/Armstrong 6	Duncan 22	Duncan 15	18,797
5	5/13	H	W	SAS	101-79	West 38	West 14	Ginobili 20	Duncan 23	18,246
6	5/15	A	L	SAS	80-99	Paul 21	Five with 6	Ginobili 25	Duncan 15	18,797
7	5/19	H	L	SAS	82-91	West 20	Chandler 15	Ginobili 26	Duncan 14	18,235

2009 NBA Playoffs • First Round (1-4)

No.	Date	H/A	W/L	Opp	NOH/Opp	Record	NOH Hi Scorer	NOH Hi Reb	Opp Hi Scorer	Attend
1	4/19	A	L	DEN	84-113	0-1	Paul 21	West 6	Billups 36	19,536
2	4/22	A	L	DEN	93-108	0-2	West 21	Chandler 11	Billups 31	19,623
3	4/25	H	W	DEN	95-93	1-2	Paul 32	West 9	Anthony 25	17,489
4	4/27	H	L	DEN	63-121	1-3	West 14	Posey 7	Anthony 26	17,236
5	4/29	A	L	DEN	86-107	1-4	West 24	West 9	Anthony 34	19,623

2011 NBA Playoffs • First Round (2-4)

No.	Date	H/A	W/L	Opp	NOH/Opp	Record	NOH Hi Scorer	NOH Hi Reb	Opp Hi Scorer	Attend
1	4/17	A	W	LAL	109-100	1-0	Paul 33	Ariza/Paul 7	Bryant 34	18,997
2	4/20	A	L	LAL	78-87	1-1	Ariza 22	Gray 8	Bynum 17	18,997
3	4/25	H	L	LAL	86-100	1-2	Landry 23	Ariza 12	Bryant 30	18,340
4	4/22	H	W	LAL	93-88	2-2	Paul 27	Paul 13	Bryant 17	18,083
5	4/26	A	L	LAL	90-106	2-3	Ariza 22	Gray 6	Bryant 19	18,997
6	4/28	H	L	LAL	80-98	2-4	Landry 19	Paul 8	Bryant 24	17,949

\* overtime      \*\* double overtime

# PLAYOFF RECORDS

## 2011 First Round vs. Los Angeles Lakers

Player	G	GS	MIN	FG	FGA	PCT	FG	FGA	PCT	FT	FTA	PCT	OFF	DEF	TOT	AST	PF	DQ	STL	TO	BLK	PTS	AVG
Paul	6	6	250	42	77	.545	9	19	.474	39	49	.796	3	37	40	69	11	0	11	22	0	132	22.0
Landry	6	6	213	31	68	.456	0	0	---	33	36	.917	11	19	30	6	25	1	4	12	3	95	15.8
Ariza	6	6	241	35	85	.412	7	21	.333	16	22	.727	7	32	39	20	16	0	8	17	3	93	15.5
Belinelli	6	6	173	23	63	.365	8	26	.308	4	4	1.000	0	5	5	4	12	0	5	4	0	58	9.7
Okafor	6	6	188	20	31	.645	0	0	---	4	11	.364	17	16	33	0	28	1	6	12	6	44	7.3
Jack	6	0	111	12	34	.353	0	5	.000	11	16	.688	1	14	15	13	4	0	1	8	1	35	5.8
Green	6	0	84	14	36	.389	2	9	.222	4	7	.571	1	4	5	4	14	0	2	3	0	34	5.7
Gray	6	0	87	9	13	.692	0	0	---	3	8	.375	3	18	21	2	13	0	2	5	2	21	3.5
Smith	6	0	58	7	15	.467	0	0	---	0	0	---	1	6	7	1	11	0	2	0	0	14	2.3
Ewing Jr.	2	0	2	1	1	1.000	1	1	1.000	0	0	0.000	0	0	0	0	0	0	0	0	0	3	1.5
Mbenga	5	0	26	2	2	1.000	0	0	---	1	2	.500	2	3	5	1	7	0	2	1	3	5	1.0
Pondexter	3	0	9	1	6	.167	0	3	.000	0	0	---	0	1	1	1	1	0	0	0	0	2	0.7
HORNETS	6	-	1440	197	431	.457	27	84	.321	115	155	.742	46	155	254	121	142	2	43	77	18	536	89.3
LAKERS	6	-	1440	207	447	.463	33	90	.367	132	165	.800	74	171	293	115	127	1	35	77	35	597	96.5

## 2009 First Round vs. Denver Nuggets

Player	G	GS	MIN	FG	FGA	PCT	FG	FGA	PCT	FT	FTA	PCT	OFF	DEF	TOT	AST	PF	DQ	STL	TO	BLK	PTS	AVG
West	5	5	178	32	80	.400	0	0	---	26	29	.897	5	32	37	6	19	1	5	14	2	90	18.0
Paul	5	5	201	30	73	.411	5	16	.313	18	21	.857	4	18	22	52	8	0	8	24	0	83	16.6
Posey	5	0	123	15	40	.375	5	19	.263	22	26	.846	5	26	31	3	12	0	3	10	0	57	11.4
Stojakovic	5	5	162	18	49	.367	8	26	.308	12	13	.923	4	10	14	2	17	0	4	6	1	56	11.2
Butler	5	5	158	17	37	.459	10	19	.526	9	9	1.000	3	12	15	1	14	0	1	6	4	53	10.6
Armstrong	4	1	53	6	13	.462	0	0	---	3	10	.300	3	5	8	1	15	1	4	6	1	15	3.8
Chandler	4	4	94	6	12	.500	0	0	---	3	6	.500	8	13	21	2	17	1	2	8	1	15	3.8
Marks	5	0	80	6	13	.462	0	1	.000	4	5	.800	10	10	20	0	9	0	3	2	2	16	3.2
Peterson	2	0	21	1	5	.200	1	3	.333	3	4	.750	1	2	3	1	3	0	1	0	0	6	3.0
Daniels	5	0	64	2	13	.154	1	4	.250	9	11	.818	1	2	3	9	1	0	2	5	1	14	2.8
Brown	3	0	33	3	8	.375	0	4	.000	2	2	1.000	2	3	5	0	2	0	0	3	0	8	2.7
Wright	4	0	32	3	7	.429	0	0	---	2	4	.500	0	6	6	2	6	0	0	1	1	8	2.0
Bowen	1	0	2	0	1	.000	0	0	---	0	0	---	0	0	0	0	1	0	0	0	0	0	0.0
HORNETS	5	-	1200	139	351	.396	30	92	.326	113	140	.807	46	139	185	79	124	3	33	92	13	421	84.2
NUGGETS	5	-	1200	191	383	.499	49	101	.485	111	146	.760	50	159	209	125	124	2	47	63	26	542	108.4

## 2008 First Round vs. Dallas Mavericks

Player	G	GS	MIN	FG	FGA	PCT	3FG	FGA	PCT	FT	FTA	PCT	OFF	Def	Tot	Ast	PF	Dq	Stl	TO	B	PTS	AVG
Paul	5	5	202	45	90	.500	3	11	.273	30	37	.811	4	24	28	60	17	0	10	6	2	123	24.6
West	5	5	203	45	93	.484	1	1	1.000	22	23	.957	10	27	37	17	16	0	3	3	8	113	22.6
Stojakovic	5	5	184	25	60	.417	17	28	.607	12	13	.923	1	27	28	4	10	0	2	4	1	79	15.8
Pargo	5	0	133	28	55	.509	9	20	.450	8	15	.533	0	12	12	12	8	0	5	9	0	73	14.6
Chandler	5	5	175	17	33	.515	0	0	---	2	2	1.000	23	33	56	1	19	0	1	6	7	36	7.2
Peterson	5	5	95	15	26	.577	4	11	.364	2	2	1.000	2	8	10	1	11	0	0	0	2	36	7.2
Wright	5	0	57	9	17	.529	0	3	.000	3	4	.750	2	4	6	2	6	0	5	2	1	21	4.2
Wells	5	0	83	10	24	.417	0	0	---	0	4	.000	2	10	12	6	12	0	3	3	2	20	4.0
Armstrong	5	0	55	4	8	.500	0	0	---	3	6	.500	6	6	12	0	12	0	0	4	5	11	2.2
Bowen	3	0	12	0	2	.000	0	0	---	2	2	1.000	0	4	4	1	1	0	1	0	0	2	0.7
HORNETS	5	-	1200	198	408	.485	34	74	.459	84	108	.778	50	155	205	104	112	0	30	42	28	514	102.8
MAVERICKS	5	-	1200	158	394	.401	36	104	.346	118	150	.787	72	154	226	97	103	0	20	58	20	470	94.0

## 2008 Second Round vs. San Antonio Spurs

Player	G	GS	MIN	FG	FGA	PCT	3FG	FGA	PCT	FT	FTA	PCT	OFF	DEF	TOT	AST	PF	DQ	STL	TO	BLK	PTS	AVG
Paul	7	7	284	66	131	.504	2	10	.200	32	42	.762	12	19	31	75	26	1	18	16	0	166	23.7
West	7	7	282	57	126	.452	0	1	.000	27	32	.844	11	54	65	17	16	0	10	18	15	141	20.1
Stojakovic	7	7	271	33	73	.452	11	23	.478	13	14	.929	5	32	37	2	9	0	4	4	0	90	12.9
Chandler	7	7	236	26	35	.743	0	0	---	8	14	.571	22	45	67	4	24	0	4	4	13	60	8.6
Peterson	7	7	182	18	42	.429	12	23	.522	2	4	.500	1	20	21	6	18	0	6	5	1	50	7.1
Pargo	7	0	132	17	61	.279	6	23	.261	9	9	1.000	5	13	18	15	14	0	7	2	2	49	7.0
Wright	6	0	74	11	27	.407	2	6	.333	2	2	1.000	4	8	12	3	2	0	5	3	0	26	4.3
Wells	7	0	87	12	33	.364	0	2	.000	0	2	.000	2	17	19	2	14	0	1	3	1	24	3.4
Armstrong	3	0	17	4	5	.800	0	0	---	2	4	.500	3	5	8	0	0	0	0	1	1	10	3.3
James	4	0	28	4	12	.333	2	5	.400	2	2	1.000	0	1	1	1	0	0	2	1	0	12	3.0
Ely	7	0	59	4	15	.267	0	0	---	7	10	.700	5	6	11	1	13	0	0	4	0	15	2.1
Bowen	6	0	28	1	4	.250	0	1	.000	0	0	---	3	7	10	1	0	0	1	0	0	2	0.3
HORNETS	7	-	1680	253	564	.449	35	94	.372	104	135	.770	73	227	300	127	136	1	57	64	33	645	92.1
SPURS	7	-	1680	237	535	.443	71	181	.392	100	138	.725	68	231	299	165	145	0	30	90	28	645	92.1

## 2008 Both Rounds Combined

Player	G	GS	MIN	FG	FGA	PCT	3FG	FGA	PCT	FT	FTA	PCT	OFF	DEF	TOT	AST	PF	DQ	STL	TO	BLK	PTS	AVG
Paul	12	12	486	111	221	.502	5	21	.238	62	79	.785	16	43	59	135	43	1	28	22	2	289	24.1
West	12	12	485	102	219	.466	1	2	.500	49	55	.891	21	81	102	34	32	0	13	21	23	254	21.2
Stojakovic	12	12	455	58	133	.436	28	51	.549	25	27	.926	6	59	65	6	19	0	6	8	1	169	14.1
Pargo	12	0	265	45	116	.388	15	43	.349	17	24	.708	5	25	30	27	22	0	12	11	2	122	10.2
Chandler	12	12	412	43	68	.632	0	0	---	10	16	.625	45	78	123	5	43	0	5	10	20	96	8.0
Peterson	12	12	277	33	68	.485	16	34	.471	4	6	.667	3	28	31	7	29	0	6	5	3	86	7.2
Wright	11	0	131	20	44	.455	2	9	.222	5	6	.833	6	12	18	5	8	0	10	5	1	47	4.3
Wells	12	0	170	22	57	.386	0	2	.000	0	6	.000	4	27	31	8	26	0	4	6	3	44	3.7
James	4	0	28	4	12	.333	2	5	.400	2	2	1.000	0	1	1	1	0	0	2	1	0	12	3.0
Armstrong	8	0	72	8	13	.615	0	0	---	5	10	.500	9	11	20	0	12	0	0	4	6	21	2.6
Ely	7	0	59	4	15	.267	0	0	---	7	10	.700	5	6	11	1	13	0	0	4	0	15	2.1
Bowen	9	0	39	1	6	.167	0	1	.000	2	2	1.000	3	11	14	2	1	0	1	1	0	4	0.4
TEAM	12	-	2880	451	972	.464	69	168	.411	188	243	.774	123	382	505	231	248	1	87	106	61	1159	96.6
OPPONENTS	12	-	2880	395	929	.425	107	285	.375	218	288	.757	140	385	525	262	248	0	50	148	48	1115	92.9

## 2004 First Round vs. Miami Heat

Player	G	GS	MIN	FG	FGA	PCT	3FG	FGA	PCT	FT	FTA	PCT	OFF	DEF	TOT	AST	PF	DQ	STL	TO	BLK	PTS	AVG
Davis	7	7	260	43	114	.377	16	49	.327	25	33	.758	6	23	29	49	21	0	11	19	5	127	18.1
Lynch	7	7	147	25	57	.439	3	12	.250	5	8	.625	13	24	37	12	15	0	3	7	3	58	8.3
Augmon	7	0	168	18	48	.375	0	1	.000	16	18	.889	4	15	19	7	13	0	6	13	1	52	7.4
Smith	5	0	46	12	26	.462	6	11	.545	2	3	.667	2	6	8	1	5	0	0	3	0	32	6.4
West	7	0	111	15	28	.536	0	0	---	11	13	.846	8	22	30	8	10	0	2	7	4	41	5.9
Armstrong	7	0	150	8	34	.235	5	25	.200	3	3	1.000	6	9	15	16	10	0	6	13	0	24	3.4
Traylor	4	0	40	4	9	.444	0	0	---	2	3	.667	1	9	10	1	8	0	3	2	1	10	2.5
Williams	3	0	18	2	5	.400	0	1	.000	3	4	.750	0	0	0	4	5	0	1	4	0	7	2.3
Carter	1	0	2	0	1	.000	0	0	---	0	0	---	0	0	0	0	0	0	0	0	0	0	0.0
Hornets	7		1680	205	534	.384	41	130	.315	113	145	.779	86	210	296	135	146	1	43	120	32	564	80.6
Heat	7		1680	213	527	.404	29	110	.255	131	178	.736	84	216	300	114	164	1	57	106	28	585	83.6

## 2003 First Round vs. Philadelphia 76ers

Player	G	GS	MIN	FG	FGA	PCT	3FG	FGA	PCT	FT	FTA	PCT	OFF	DEF	TOT	AST	PF	DQ	STL	TO	BLK	PTS	AVG
Mashburn	4	4	162	34	79	.430	6	15	.400	25	35	.714	0	14	14	21	4	0	4	10	1	99	24.8
Davis	5	5	194	37	83	.446	12	35	.343	16	22	.727	4	14	18	42	20	0	7	15	2	102	20.4
Wesley	6	6	185	29	72	.403	14	34	.412	7	7	1.00	1	6	7	13	23	1	5	15	1	79	13.2
Magloire	6	6	188	22	49	.449	0	0	---	25	33	.758	17	33	50	2	15	0	4	9	6	69	11.5
Brown	6	6	193	21	44	.477	0	0	---	19	25	.760	20	26	46	6	22	0	7	5	3	61	10.2
Lynch	6	3	163	18	42	.429	5	18	.278	1	4	.250	10	27	37	10	14	0	6	8	5	42	7.0
Moiso	4	0	60	10	16	.625	0	0	---	3	4	.750	8	8	16	5	9	0	0	4	7	23	5.8
Augmon	4	0	69	5	15	.333	0	0	---	7	8	.875	1	9	10	3	8	0	3	3	0	17	4.3
Pack	4	0	42	6	13	.462	0	0	---	3	3	1.00	0	1	1	4	9	0	0	1	0	15	3.8
Alexander	5	0	39	7	16	.438	1	1	1.00	3	4	.750	2	2	4	1	6	0	2	1	0	18	3.6
Traylor	6	0	94	10	22	.455	0	0	---	1	4	.250	11	19	30	4	17	0	3	6	5	21	3.5
Anderson	5	0	51	4	12	.333	0	0	---	3	3	1.00	0	2	2	9	6	0	3	4	0	11	2.2
Hornets	6		1440	203	463	.438	38	103	.369	113	152	.743	74	161	235	120	153	1	44	88	30	557	92.8
76ers	6		1440	201	454	.443	26	74	.351	139	170	.818	74	161	235	118	137	1	47	86	14	567	94.5

## 2002 First Round vs. Orlando Magic

Player	G	GS	MIN	FG	FGA	PCT	3FG	FGA	PCT	FT	FTA	PCT	OFF	DEF	TOT	AST	PF	DQ	STL	TO	BLK	PTS	AVG
Davis	4	4	186	35	87	.402	10	26	.385	20	27	.741	9	27	36	37	13	1	11	10	3	100	25.0
Wesley	4	4	168	21	54	.389	7	12	.583	13	14	.929	3	8	11	6	12	0	4	9	2	62	15.5
Campbell	4	4	107	24	52	.462	0	0	---	5	6	.833	9	21	30	8	14	0	1	7	9	53	13.3
Magloire	4	0	93	11	19	.579	0	0	---	28	35	.800	6	16	22	3	12	0	0	6	6	50	12.5
Brown	4	4	152	17	41	.415	0	0	---	15	21	.714	15	25	40	8	14	1	4	5	2	49	12.3
Augmon	4	0	86	9	21	.429	0	0	---	9	11	.818	4	11	15	8	14	1	6	5	1	27	6.8
Nailon	4	1	79	11	25	.440	0	0	---	5	8	.625	2	6	8	5	6	0	1	2	0	27	6.8
Lynch	4	2	98	7	15	.467	0	0	---	3	6	.500	15	13	28	3	11	0	4	4	0	17	4.3
Traylor	4	0	29	3	9	.333	0	0	---	4	6	.667	0	9	9	1	7	0	2	2	1	10	2.5
Drew	1	0	1	0	0	---	0	0	---	0	0	---	0	0	0	0	0	0	0	0	0	0	0.0
Haston	1	0	1	0	0	---	0	0	---	0	0	---	0	0	0	0	0	0	0	0	0	0	0.0
Mashburn	1	1	10	0	6	.000	0	1	.000	0	0	---	0	1	1	1	0	0	0	0	0	0	0.0
Hornets	4		1010	138	329	.419	17	39	.436	102	134	.761	63	137	200	80	103	3	33	57	24	395	98.8
Magic	4		1010	133	315	.422	17	66	.258	.92	124	.742	36	122	158	78	103	0	22	48	154	375	93.8

# PLAYOFF RECORDS

## 2002 Second Round vs. New Jersey Nets

Player	G	GS	MIN	FG	FGA	PCT	3FG	FGA	PCT	FT	FTA	PCT	OFF	DEF	TOT	AST	PF	DQ	STL	TO	BLK	PTS	AVG
Davis	5	5	215	36	101	.356	11	36	.306	20	40	.500	7	20	27	34	23	1	21	17	2	103	20.6
Wesley	5	5	209	31	75	.413	10	26	.385	8	9	.889	0	6	6	25	18	0	6	12	0	80	16.0
Campbell	5	5	147	25	58	.431	0	1	.000	19	28	.679	5	25	30	8	20	0	5	10	14	69	13.8
Magloire	4	0	75	11	21	.524	0	0	---	26	36	.722	11	12	23	2	18	1	0	11	9	48	12.0
Lynch	5	5	188	22	44	.500	2	6	.333	6	7	.857	17	31	48	11	15	0	6	6	6	52	10.4
Brown	5	5	179	15	34	.441	0	0	---	13	16	.813	14	32	46	6	23	2	2	3	10	43	8.6
Nailon	5	0	81	16	34	.471	0	1	.000	10	11	.909	8	8	16	1	11	0	2	5	0	42	8.4
Augmon	5	0	66	7	20	.350	0	0	---	7	10	.700	3	9	12	5	7	0	4	7	0	21	4.2
Drew	1	0	4	1	1	1.000	0	0	---	0	0	---	0	0	0	2	0	0	0	0	0	2	2.0
Haston	1	0	3	1	1	1.000	0	0	---	0	0	---	0	1	1	0	1	0	1	0	0	2	2.0
Traylor	4	0	33	4	11	.364	0	1	.000	0	0	---	4	3	7	2	8	0	0	2	1	8	2.0
Hornets	5		1200	169	400	.423	23	71	.324	109	157	.694	69	147	216	96	144	4	47	76	42	470	94.0
Nets	5		1200	176	408	.431	20	67	.299	118	155	.761	67	144	211	114	129	4	36	72	32	490	98.0

## 2002 Both Rounds Combined

Player	G	GS	MIN	FG	FGA	PCT	3FG	FGA	PCT	FT	FTA	PCT	OFF	DEF	TOT	AST	PF	DQ	STL	TO	BLK	PTS	AVG
Davis	9	9	401	71	188	.378	21	62	.339	40	67	.597	16	47	63	71	36	2	32	27	5	203	22.6
Wesley	9	9	377	52	129	.403	17	38	.447	21	23	.913	3	14	17	31	30	0	10	21	2	142	15.8
Campbell	9	9	254	49	110	.445	0	1	.000	24	34	.706	14	46	60	16	34	0	6	17	23	122	13.6
Magloire	8	0	168	22	40	.550	0	0	---	54	71	.761	17	28	45	5	30	1	0	17	15	98	12.3
Brown	9	9	331	32	75	.427	0	0	---	28	37	.757	29	57	86	14	37	3	6	8	12	92	10.2
Lynch	9	7	286	29	59	.492	2	6	.333	9	13	.692	32	44	76	14	26	0	10	10	6	69	7.7
Nailon	9	1	160	27	59	.458	0	1	.000	15	19	.789	10	14	24	6	17	0	3	7	0	69	7.7
Augmon	9	0	152	16	41	.90	0	0	---	16	21	.762	7	20	27	13	21	1	10	12	1	48	5.3
Traylor	8	0	62	7	20	.350	0	1	.000	4	6	.667	4	12	16	3	15	0	2	4	2	18	2.3
Drew	2	0	5	1	1	1.000	0	0	---	0	0	---	0	0	0	2	0	0	0	0	0	2	1.0
Haston	2	0	4	1	1	1.000	0	0	---	0	0	---	0	1	1	0	1	0	1	0	0	2	1.0
Mashburn	1	1	10	0	6	.000	0	1	.000	0	0	---	0	1	1	1	0	0	0	0	0	0	0.0
Hornets	9		2210	307	729	.421	40	110	.364	211	291	.725	132	284	416	176	247	7	80	133	66	865	96.1
Opponents	9		2210	309	722	.428	37	133	.278	210	279	.753	103	266	369	192	323	4	58	120	47	865	96.1

## 2001 First Round vs. Miami Heat

Player	G	GS	MIN	FG	FGA	PCT	3FG	FGA	PCT	FT	FTA	PCT	OFF	DEF	TOT	AST	PF	DQ	STL	TO	BLK	PTS	AVG
Mashburn	3	3	119	22	50	.440	2	3	.667	25	25	1.000	4	14	18	14	6	0	4	7	0	71	23.7
Davis	3	3	110	22	40	.550	4	10	.400	13	15	.867	4	10	14	15	6	0	9	10	0	61	20.3
Wesley	3	3	95	18	33	.545	7	10	.700	7	9	.778	2	7	9	6	4	0	8	2	1	50	16.7
Robinson	3	0	63	17	24	.708	0	0	---	2	2	1.000	6	8	14	5	3	0	2	2	1	36	12.0
Brown	3	3	110	7	17	.412	0	0	---	10	13	.769	9	18	27	3	9	0	5	7	4	24	8.0
Campbell	3	3	63	5	17	.294	0	0	---	9	12	.750	3	10	13	2	14	1	1	5	2	19	6.3
Coleman	3	0	62	5	22	.227	1	7	.143	4	5	.800	4	12	16	4	9	0	3	3	1	15	5.0
Hawkins	3	0	40	3	8	.375	1	4	.250	5	7	.714	1	7	8	3	4	0	3	0	0	12	4.0
Burrell	2	0	12	2	3	.667	0	1	.000	1	2	.500	0	3	3	1	0	0	2	0	0	5	2.5
Magloire	3	0	29	2	5	.400	0	0	---	2	8	.250	2	5	7	0	6	0	0	1	3	6	2.0
Recasner	2	0	9	0	1	.000	0	0	---	3	4	.750	0	1	1	2	0	0	0	1	0	3	1.5
Thorpe	2	0	8	0	3	.000	0	0	---	0	0	---	1	0	1	0	1	0	0	1	0	0	0.0
Hornets	3		720	103	223	.462	15	35	.429	81	102	.794	36	95	131	55	62	1	37	42	12	302	100.7
Heat	3		720	89	217	.410	16	50	.320	41	58	.707	22	83	105	50	76	0	15	56	15	235	78.3

## 2001 Second Round vs. Milwaukee Bucks

Player	G	GS	MIN	FG	FGA	PCT	3FG	FGA	PCT	FT	FTA	PCT	OFF	DEF	TOT	AST	PF	DQ	STL	TO	BLK	PTS	AVG
Mashburn	7	7	300	62	158	.392	5	18	.278	49	63	.778	14	30	44	43	18	0	8	23	3	178	25.4
Wesley	7	7	299	45	101	.446	6	23	.261	24	32	.750	2	19	21	33	24	0	8	12	0	120	17.1
Davis	7	7	287	37	83	.446	16	40	.400	27	41	.659	5	25	30	43	27	0	19	12	5	117	16.7
Campbell	7	7	224	37	89	.416	0	0	---	28	37	.757	24	42	66	5	23	0	4	12	9	102	14.6
Brown	7	7	275	21	50	.420	0	0	---	14	16	.875	32	41	73	8	22	1	7	5	10	56	8.0
Coleman	2	0	26	4	12	.333	1	1	1.000	3	4	.750	5	4	9	2	3	0	1	2	1	12	6.0
Magloire	7	0	81	14	23	.609	0	0	---	5	15	.333	6	15	21	3	14	0	0	3	3	33	4.7
Robinson	7	0	129	14	36	.389	1	3	.333	4	4	1.000	3	16	19	4	9	0	2	3	3	33	4.7
Thorpe	6	0	49	2	6	.333	0	0	---	0	0	---	5	11	16	0	7	0	0	1	0	4	0.7
Hawkins	3	0	10	0	0	---	0	0	---	0	0	---	0	1	1	1	0	0	0	0	0	0	0.0
Hornets	7		1680	236	558	.423	29	85	.341	54	212	.726	96	204	300	142	147	1	49	79	34	655	93.6
Bucks	7		1680	244	560	.436	48	124	.387	123	156	.788	84	220	304	168	173	2	42	94	54	659	94.1

## 2001 Both Rounds Combined

Player	G	GS	MIN	FG	FGA	PCT	3FG	FGA	PCT	FT	FTA	PCT	OFF	DEF	TOT	AST	PF	DQ	STL	TO	BLK	PTS	AVG
Mashburn	10	10	419	84	208	.404	7	21	.333	74	88	.841	18	44	62	57	24	0	12	30	3	249	24.9
Davis	10	10	397	59	123	.480	20	50	.400	40	56	.714	9	35	44	58	33	0	28	22	5	178	17.8
Wesley	10	10	394	63	134	.470	13	33	.394	31	41	.756	4	26	30	39	28	0	16	14	1	170	17.0
Campbell	10	10	287	42	106	.396	0	0	---	37	49	.755	27	52	79	7	37	1	5	17	11	121	12.1
Brown	10	10	385	28	67	.418	0	0	---	24	29	.828	41	59	100	11	31	1	12	12	14	80	8.0
Robinson	10	0	192	31	60	.517	1	3	.333	6	6	1.000	9	24	33	9	12	0	4	5	4	69	6.9
Coleman	5	0	88	9	34	.265	2	8	.250	7	9	.778	9	16	25	6	12	0	4	5	2	27	5.4
Magloire	10	0	110	16	28	.571	0	0	---	7	23	.304	8	20	28	3	20	0	0	4	6	39	3.9
Burrell	2	0	12	2	3	.667	0	1	.000	1	2	.500	0	3	3	1	0	0	2	0	0	5	2.5
Hawkins	6	0	50	3	8	.375	1	4	.250	5	7	.714	1	8	9	4	4	0	3	0	0	12	2.0
Recasner	2	0	9	0	1	.000	0	0	---	3	4	.750	0	1	1	2	0	0	0	1	0	3	1.5
Thorpe	8	0	57	2	9	.222	0	0	---	0	0	---	6	11	17	0	8	0	0	2	0	4	0.5
Hornets	10		2400	339	781	.434	44	120	.367	235	314	.748	132	299	431	197	209	2	86	121	46	957	95.7
Opponents	10		2400	333	777	.429	64	174	.368	164	214	.766	106	303	409	218	249	2	57	150	69	894	89.4

## 2000 First Round vs. Philadelphia 76ers

Player	G	GS	MIN	FG	FGA	PCT	3FG	FGA	PCT	FT	FTA	PCT	OFF	DEF	TOT	AST	PF	DQ	STL	TO	BLK	PTS	AVG
Coleman	4	4	169	27	57	.474	5	16	.313	22	28	.786	10	40	50	14	11	1	3	13	12	81	20.3
Jones	4	4	171	22	58	.379	9	26	.346	15	16	.938	4	16	20	19	12	0	10	5	3	68	17.0
Campbell	4	4	150	22	47	.468	0	1	.000	13	14	.929	9	24	33	4	16	0	2	8	4	57	14.3
Mason	4	4	179	18	38	.474	0	1	.000	14	20	.700	16	23	39	22	13	0	4	13	0	50	12.5
Wesley	4	4	152	16	48	.333	3	10	.300	9	9	1.000	3	9	12	19	17	0	8	6	0	44	11.0
Miller	4	0	62	9	17	.529	0	0	---	12	15	.800	8	5	13	3	11	0	0	9	3	30	7.5
B. Davis	4	0	57	10	23	.435	1	6	.167	2	4	.500	3	3	6	6	6	0	4	3	0	23	5.8
Robinson	4	0	45	5	12	.417	0	0	---	2	2	1.000	1	2	3	4	2	0	2	1	1	12	3.0
Hornets	4		985	129	300	.430	18	60	.300	89	108	.824	54	122	176	91	88	1	33	62	23	365	91.3
76ers	4		985	137	320	.428	24	60	.400	78	101	.772	52	110	162	85	97	1	28	51	24	376	94.0

## 1998 First Round vs. Atlanta Hawks

Player	G	GS	MIN	FG	FGA	PCT	3FG	FGA	PCT	FT	FTA	PCT	OFF	DEF	TOT	AST	PF	DQ	STL	TO	BLK	PTS	AVG
Rice	4	4	154	37	71	.521	4	12	.333	14	19	.737	5	19	24	3	11	0	2	6	1	92	23.0
Mason	4	4	168	32	50	.640	0	0	---	12	24	.500	7	26	33	11	5	0	3	9	0	76	19.0
Divac	4	4	153	21	35	.600	0	0	---	6	11	.545	5	27	32	17	16	0	2	10	4	48	12.0
Wesley	4	4	147	15	42	.357	6	10	.600	12	17	.706	5	7	12	33	10	0	6	10	0	48	12.0
Curry	4	0	89	12	25	.480	2	6	.333	1	1	1.000	2	7	9	8	12	0	3	1	3	27	6.8
Phills	4	4	121	12	29	.414	2	4	.500	1	6	.167	4	10	14	11	11	0	4	5	0	27	6.8
Reid	4	0	53	5	16	.313	0	1	.000	5	7	.714	3	6	9	1	11	0	3	6	2	15	3.8
Beck	2	0	5	2	3	.667	0	1	.000	0	0	-	0	0	0	0	0	0	2	1	0	4	2.0
Armstrong	4	0	40	2	9	.222	0	1	.000	0	0	-	1	1	2	4	4	0	2	2	0	4	1.0
Royal	2	0	15	0	3	.000	0	0	---	2	2	1.000	0	2	2	1	2	0	0	0	0	2	1.0
Williams	2	0	11	0	1	.000	0	0	---	1	2	.500	0	4	4	0	3	0	1	0	1	1	0.5
Geiger	1	0	4	0	0	-	0	0	---	0	0	-	0	0	0	0	0	0	0	0	0	0	0.0
Hornets	4		960	138	28	.486	14	35	.400	54	89	.607	32	109	141	89	85	0	28	54	11	344	86.0
Hawks	4		960	131	292	.449	27	72	.375	61	89	.685	44	116	160	68	94	2	31	51	19	350	87.5

## 1998 Second Round vs. Chicago Bulls

Player	G	GS	MIN	FG	FGA	PCT	3FG	FGA	PCT	FT	FTA	PCT	OFF	DEF	TOT	AST	PF	DQ	STL	TO	BLK	PTS	AVG
Rice	5	5	215	45	102	.441	7	24	.292	16	17	.941	6	21	27	10	15	0	3	7	2	113	22.6
Mason	5	5	199	25	49	.510	0	1	.000	13	18	.722	10	28	38	20	12	0	5	13	0	63	12.6
Divac	5	5	192	21	52	.404	0	1	.000	14	22	.636	20	46	66	14	18	1	5	12	10	56	11.2
Wesley	5	5	138	18	41	.439	3	11	.273	3	4	.750	0	6	6	27	15	0	1	9	0	42	8.4
Armstrong	5	0	106	14	33	.424	2	4	.500	3	4	.750	1	7	8	14	7	0	4	4	0	33	6.6
Phills	5	5	148	13	35	.371	3	13	.231	1	2	.500	0	9	9	13	13	0	6	8	2	30	6.0
Curry	5	0	82	9	27	.333	2	10	.200	5	6	.833	4	6	10	2	9	0	4	4	0	25	5.0
Royal	2	0	13	3	4	.750	0	0	---	1	2	.500	0	2	2	0	2	0	0	1	0	7	3.5
Reid	5	0	61	6	12	.500	0	0	---	3	3	1.000	4	7	11	1	12	0	0	5	0	15	3.0
Beck	4	0	21	4	9	.444	1	1	1.000	2	2	1.000	1	0	1	0	4	0	2	2	0	11	2.8
Williams	2	0	7	1	2	.500	0	0	---	2	2	1.000	1	0	1	0	0	0	0	0	0	4	2.0
Geiger	3	0	18	1	6	.167	0	0	---	0	0	-	3	2	5	1	2	0	0	1	0	2	0.7
Hornets	5		1200	160	372	.430	18	65	.277	63	82	.768	50	134	184	102	109	1	30	73	14	401	80.2
Bulls	5		1200	171	384	.445	18	62	.290	89	116	.767	64	147	211	111	95	0	41	59	21	449	89.8

# PLAYOFF RECORDS

## 1998 Both Rounds Combined

Player	G	GS	MIN	FG	FGA	PCT	3FG	FGA	PCT	FT	FTA	PCT	OFF	DEF	TOT	AST	PF	DQ	STL	TO	BLK	PTS	AVG
Rice	9	9	369	82	173	.474	11	36	.306	30	36	.833	11	40	51	13	26	0	5	13	3	205	22.8
Mason	9	9	367	57	99	.576	0	1	.000	25	42	.595	17	54	71	31	17	0	8	22	0	139	15.4
Divac	9	9	345	42	87	.483	0	1	.000	20	33	.606	25	73	98	31	34	1	7	22	14	104	11.6
Wesley	9	9	285	33	83	.398	9	21	.429	15	21	.714	5	13	18	60	25	0	7	19	0	90	10.0
Phills	9	9	269	25	64	.391	5	17	.294	2	8	.250	4	19	23	24	24	0	10	13	2	57	6.3
Curry	9	0	171	21	52	.404	4	16	.250	6	7	.857	6	13	19	10	21	0	7	5	3	52	5.8
Armstrong	9	0	146	16	42	.381	2	5	.400	3	4	.750	2	8	10	18	11	0	6	6	0	37	4.1
Reid	9	0	114	11	28	.393	0	1	.000	8	10	.800	7	13	20	2	23	0	3	11	2	30	3.3
Beck	6	0	26	6	12	.500	1	2	.500	2	2	1.000	1	0	1	0	4	0	4	3	0	15	2.5
Royal	4	0	28	3	7	.429	0	0	---	3	4	.750	0	4	4	1	4	0	0	1	0	9	2.3
Williams	4	0	18	1	3	.333	0	0	---	3	4	.750	1	4	5	0	3	0	1	0	1	5	1.3
Geiger	4	0	22	1	6	.167	0	0	---	0	0	-	3	2	5	1	2	0	0	1	0	2	0.5
Hornets	9		2160	298	656	.454	32	100	.320	117	171	.684	82	243	325	191	194	1	58	127	25	745	82.8
Opponents	9		2160	302	676	.447	45	134	.336	150	205	.732	108	263	371	179	189	2	72	110	40	799	88.8

## 1997 First Round vs. New York Knicks

Player	G	GS	MIN	FG	FGA	PCT	3FG	FGA	PCT	FT	FTA	PCT	OFF	DEF	TOT	AST	PF	DQ	STL	TO	BLK	PTS	AVG
Rice	3	3	137	28	57	.491	6	16	.375	21	23	.913	1	10	11	11	11	0	4	4	1	83	27.7
Divac	3	3	116	21	46	.457	0	3	.000	12	15	.800	13	13	26	10	11	0	3	6	6	54	18.0
Bogues	2	2	58	11	19	.579	6	7	.857	4	4	1.000	1	2	3	5	3	0	1	6	0	32	16.0
Mason	3	3	131	16	38	.421	0	0	---	7	13	.538	8	28	36	9	6	0	1	9	1	39	13.0
Delk	3	1	85	13	31	.419	5	13	.385	0	0	-	5	5	10	6	10	0	2	2	0	31	10.3
Pierce	3	2	87	11	24	.458	1	7	.143	0	0	-	1	7	8	4	8	0	2	3	0	23	7.7
Curry	3	1	50	5	17	.294	1	4	.250	3	3	1.000	1	0	1	5	5	0	4	1	0	14	4.7
Geiger	3	0	31	2	3	.667	0	0	---	2	2	1.000	4	4	8	2	5	0	2	2	1	6	2.0
Rose	2	0	12	2	4	.500	0	0	---	0	0	-	4	1	5	1	2	0	0	2	0	4	2.0
Smith	2	0	9	0	1	.000	0	1	.000	1	2	.500	0	1	1	2	1	0	1	3	0	1	0.5
Royal	1	0	4	0	1	.000	0	0	---	0	0	-	0	2	2	0	1	0	0	0	0	0	0.0
Hornets	3		720	109	241	.452	19	51	.373	50	62	.806	38	73	111	55	63	0	20	40	9	287	95.7
Knicks	3		720	126	221	.570	26	57	.466	35	52	.673	24	83	107	80	66	0	21	44	10	313	104.3

## 1995 First Round vs. Chicago Bulls

Player	G	GS	MIN	FG	FGA	PCT	3FG	FGA	PCT	FT	FTA	PCT	OFF	DEF	TOT	AST	PF	DQ	STL	TO	BLK	PTS	AVG
Mourning	4	4	174	24	57	.421	4	8	.500	36	43	.837	14	39	53	11	17	0	3	14	13	88	22.0
Johnson	4	4	172	31	65	.477	1	9	.111	20	25	.800	10	13	23	11	7	0	4	6	2	83	20.8
Curry	4	0	107	16	34	.471	9	21	.429	10	11	.909	5	4	9	6	11	0	0	6	0	51	12.8
Hawkins	4	4	130	13	32	.406	4	13	.308	15	17	.882	5	16	21	8	13	1	6	9	2	45	11.3
Bogues	4	4	145	14	45	.311	1	3	.333	5	5	1.000	3	3	6	25	8	0	4	9	0	34	8.5
Wingate	4	4	73	13	27	.481	2	6	.333	4	6	.667	3	3	6	15	14	0	4	4	0	32	8.0
Adams	1	0	11	2	5	.400	0	2	.000	0	0	-	0	1	1	2	0	0	0	0	0	4	4.0
Gattison	4	0	58	5	8	.625	0	0	---	5	8	.625	5	7	12	2	16	0	2	5	0	15	3.8
Parish	4	0	71	6	11	.545	0	0	---	2	5	.400	4	5	9	1	2	0	0	1	3	14	3.5
Hancock	3	0	18	2	6	.333	0	0	---	0	0	-	2	2	4	1	5	0	1	3	0	4	1.3
Sutton	3	0	23	0	7	.000	0	5	.000	0	0	-	3	2	5	3	1	0	0	1	0	0	0.0
Wolf	1	0	3	0	0	-	0	0	---	0	0	-	0	0	0	0	0	0	0	0	0	0	0.0
Hornets	4		985	126	297	.424	21	67	.313	97	120	.808	54	95	149	85	94	1	24	63	20	370	92.5
Bulls	4		985	147	308	.477	30	65	.462	61	87	.701	47	105	152	93	108	2	28	64	13	385	96.3

## 1993 First Round vs. Boston Celtics

Player	G	GS	MIN	FG	FGA	PCT	3FG	FGA	PCT	FT	FTA	PCT	OFF	DEF	TOT	AST	PF	DQ	STL	TO	BLK	PTS	AVG
Mourning	4	4	152	29	55	.527	0	0	---	37	45	.822	10	30	40	4	19	1	2	14	16	95	23.8
Johnson	4	4	163	35	57	.614	0	0	---	18	22	.818	10	27	37	17	11	0	3	8	2	88	22.0
Gill	4	4	160	33	81	.407	0	3	.000	12	17	.706	8	4	12	14	14	0	8	5	3	78	19.5
Curry	4	0	91	21	43	.488	5	1	.455	2	4	.500	4	9	13	10	6	0	5	2	0	49	12.3
Bogues	4	4	154	17	39	.436	0	1	.000	1	3	.333	3	8	11	39	4	0	6	6	0	35	8.8
Newman	4	4	79	11	22	.500	0	1	.000	6	9	.667	6	2	8	6	4	0	6	6	1	28	7.0
Gattison	4	0	105	12	20	.600	0	0	---	2	8	.250	6	10	16	10	10	0	4	5	0	26	6.5
Bennett	3	0	27	4	11	.364	1	4	.250	0	0	-	0	2	2	4	4	0	1	0	0	9	3.0
Wingate	4	0	42	4	5	.800	0	0	---	1	2	.500	1	1	2	6	1	0	1	0	0	9	2.3
Green	4	0	33	3	9	.333	0	0	---	0	0	-	3	8	11	0	4	0	0	0	1	6	1.5
Gminski	1	0	1	0	0	-	0	0	---	0	0	-	0	0	0	0	0	0	0	0	0	0	0.0
Lynch	1	0	3	0	0	-	0	0	---	0	0	-	0	0	0	1	0	0	0	0	0	0	0.0
Hornets	4		1010	169	342	.494	6	20	.300	79	110	.718	51	101	152	111	77	1	36	51	23	423	105.8
Celtics	4		1010	169	359	.471	7	28	.250	57	69	.826	58	108	166	117	87	0	18	59	25	402	100.5

1993 Second Round vs. New York Knicks

Player	G	GS	MIN	FG	FGA	PCT	3FG	FGA	PCT	FT	FTA	PCT	OFF	DEF	TOT	AST	PF	DQ	STL	TO	BLK	PTS	AVG
Mourning	5	5	215	42	93	.452	0	2	.000	35	48	.729	18	31	49	9	18	0	4	23	15	119	23.8
Johnson	5	5	185	33	65	.508	1	4	.250	23	30	.767	9	16	25	13	16	0	2	11	0	90	18.0
Gill	5	5	193	32	81	.395	1	3	.333	13	18	.722	18	16	34	12	15	0	13	14	3	78	15.6
Bogues	5	5	192	22	43	.512	0	1	.000	9	11	.818	3	22	25	31	17	0	18	11	0	53	10.6
Curry	5	0	131	21	54	.389	1	10	.100	7	7	1.000	7	12	19	8	13	0	8	11	0	50	10.0
Newman	5	5	94	17	33	.515	1	4	.250	5	7	.714	1	10	11	12	15	0	4	9	0	40	8.0
Gattison	5	0	82	10	26	.385	0	0	---	7	13	.538	13	10	23	1	8	0	1	2	1	27	5.4
Bennett	5	0	59	8	14	.571	3	4	.750	2	2	1.000	1	6	7	9	4	0	1	5	1	21	4.2
Wingate	5	0	75	4	17	.235	0	0	---	2	6	.333	3	7	10	9	8	0	3	1	1	10	2.0
Gminski	1	0	4	1	2	.500	0	0	---	0	0	-	0	1	1	0	0	0	0	0	0	2	2.0
Green	5	0	45	4	9	.444	0	0	---	1	3	.333	5	13	18	1	11	0	1	2	0	9	1.8
Hornets	5		1275	194	437	.444	7	28	.250	104	145	.717	78	144	222	105	125	0	55	95	21	499	99.8
Knicks	5		1275	207	444	.466	12	45	.267	95	120	.792	80	155	235	137	125	2	43	96	26	521	104.2

1993 Both Rounds Combined

Player	G	GS	MIN	FG	FGA	PCT	3FG	FGA	PCT	FT	FTA	PCT	OFF	DEF	TOT	AST	PF	DQ	STL	TO	BLK	PTS	AVG
Mourning	9	9	367	71	148	.480	0	2	.000	72	93	.774	28	61	89	13	37	1	6	37	31	214	23.8
Johnson	9	9	348	68	122	.557	1	4	.250	41	52	.788	19	43	62	30	27	0	5	19	2	178	19.8
Gill	9	9	353	65	162	.401	1	6	.167	25	35	.714	26	20	46	26	29	0	21	19	6	156	17.3
Curry	9	0	222	42	97	.433	6	21	.286	9	11	.818	11	21	32	18	19	0	13	13	0	99	11.0
Bogues	9	9	346	39	82	.476	0	2	.000	10	14	.714	6	30	36	70	21	0	24	17	0	88	9.8
Newman	9	9	173	28	55	.509	1	5	.200	11	16	.688	7	12	19	18	19	0	10	15	1	68	7.6
Gattison	9	0	187	22	46	.478	0	0	---	9	21	.429	19	20	39	11	18	0	5	7	1	53	5.9
Bennett	8	0	86	12	25	.480	4	8	.500	2	2	1.000	1	8	9	13	8	0	2	5	1	30	3.8
Wingate	9	0	117	8	22	.364	0	0	---	3	8	.375	4	8	12	15	9	0	4	1	1	19	2.1
Green	9	0	78	7	18	.389	0	0	---	1	3	.333	8	21	29	1	15	0	1	2	1	15	1.7
Gminski	2	0	5	1	2	.500	0	0	---	0	0	-	0	1	1	0	0	0	0	0	0	2	1.0
Lynch	1	0	3	0	0	-	0	0	---	0	0	-	0	0	0	1	0	0	0	0	0	0	0.0
Hornets	9		2285	363	779	.466	13	48	.271	183	255	.718	129	245	374	216	202	1	91	146	44	922	102.4
Opponents	9		2285	376	803	.468	19	73	.260	152	189	.804	138	263	401	224	212	2	61	155	51	923	102.6

Hornets - Team Highs & Lows

	Highs		Lows	
Total Points	127	vs.Dallas	63	Done twice (vs. DEN, 27-Apr-09)
Field Goals Made	51	vs.Boston	17	vs. Denver
Field Goals Attempts	93	atBoston	54	vs. Denver
Field Goal Percentage	.614	vs.Boston	.315	vs. Denver
Three-Pt. Field Goals Made	10	Three times (at LAL, 4-Apr-11)	0	Done twice (at MIL, 8-May-01)
Three-Pt. Field Goals Attempted	24	atMiami	2	at New York
Free Throws Made	35	vs. Milwaukee	9	Three times (at SAS, 8-May-08)
Free Throws Attempted	43	vs.Milwaukee	12	at San Antonio
Free Throw Percentage	1.000	at Dallas	.458	at Atlanta
Offensive Rebs	21	vs.Philadelphia	3	at Los Angeles Lakers
Defensive Rebs	40	vs.Milwaukee	18	at Chicago
Total Rebs	57	vs. Milwaukee	25	at Los Angeles Lakers
Assists	36	vs.Philadelphia	10	Done twice (vs. DEN, 27-Apr-09)
Steals	17	Done twice (at MIA 21-Apr-01)	1	at Denver
Turnovers	27	vs. Denver	3	at Los Angeles Lakers
Blocked Shots	13	vs. New Jersey	1	Seven times (at LAL, 17-Apr-11)
1st Quarter Points	39	vs. Dallas	13	at Chicago
2nd Quarter Points	33	at San Antonio	14	at Atlanta
3rd Quarter Points	36	Done twice (vs. SAS, 5-May-08)	10	Done twice (at MIA 21-Apr-04)
4th Quarter Points	36	Done twice (at LAL, 17-Apr-11)	12	at New York
1st Half Points	67	vs. Dallas	30	Done twice (vs. BOS 5-May-93)
2nd Half Points	64	Done twice (vs. DAL, 19-Apr-08)	24	vs. Denver
2nd Half w/OT Points	62	at New York	51	Done twice (vs. CHI, 28-Apr-95)
Overtime Points	18	at Orlando	2	at Boston

\*If done multiple times, most recently in parenthesis

# PLAYOFF RECORDS

## Opponents - Team Highs & Lows

	Highs			Lows		
Total Points	121	vs. Denver	27-Apr-09	71	vs. Miami	24-Apr-04
Field Goals Made	48	at Boston	29-Apr-93	25	vs. Miami	24-Apr-04
Field Goals Attempted	109	vs. New York	14-May-93	66	Three times (at ATL, 28-Apr-98)	
Field Goal Percentage	.584	at New York	24-Apr-97	.329	vs. Miami	24-Apr-04
Three-Pt. Field Goals Made	12	Done twice (vs. SAS, 19-May-08)		0	Four times (vs. NYK, 16-May-93)	
Three-Pt. Field Goals Attempted	31	vs. San Antonio	3-May-08	3	vs. Boston	5-May-93
Free Throws Made	33	Done twice (vs. DAL, 19-Apr-08)		5	at New York	26-Apr-97
Free Throws Attempted	39	Done twice (vs. DAL,	22-Apr-08)	10	at Miami	23-Apr-01
Free Throw Percentage	.962	vs. Los Angeles Lakers	28-Apr-11	.385	at New York	26-Apr-97
Offensive Rebs	23	Three times (vs. NYK, 14-May-93)		3	vs. Orlando	20-Apr-02
Defensive Rebs	39	at Miami	21-Apr-04	20	vs. Boston	3-May-93
Total Rebs	55	at Boston	1-May-93	31	Done twice (at NYK, 24-Apr-97)	
Assists	33	at New York	9-May-93	12	Done twice (at DAL, 27-Apr-08)	
Steals	15	vs. Denver	27-Apr-09	1	Done twice (at LAL, 17-Apr-11)	
Turnovers	25	vs. New York	14-May-93	6	Done twice (at DEN, 22-Apr-09)	
Blocked Shots	13	at Milwaukee	20-May-01	1	Three times (vs. PHI, 26-Apr-06)	
1st Quarter Points	38	vs. New York	28-Apr-97	17	Three times (vs. MIA, 27-Apr-04)	
2nd Quarter Points	35	vs. Orlando	23-Apr-02	14	Done twice (at DAL, 27-Apr-08)	
3rd Quarter Points	34	Done twice (vs. PHI, 22-Apr-00)		7	at Miami	23-Apr-01
4th Quarter Points	34	at New York	24-Apr-97	11	vs. Orlando	20-Apr-02
1st Half Points	62	vs. Orlando	23-Apr-02	29	vs. Miami	24-Apr-04
2nd Half Points	61	vs. Milwaukee	17-May-01	24	at Miami	23-Apr-01
2nd Half w/OT Points	57	vs. Chicago	28-Apr-95	48	at New York	12-May-93
Overtime Points	16	vs. Chicago	28-Apr-95	1	at Boston	1-May-93

## Hornets - Individual Highs

Total Points	39	Glen Rice	at New York	26-Apr-97	
Minutes	52	Larry Johnson	at Boston	1-May-93	20T
	52	Baron Davis	at Orlando	27-Apr-02	OT
Field Goals Made	16	David West	vs. San Antonio	13-May-08	
Field Goals Attempted	29	Baron Davis	at Orlando	27-Apr-02	OT
Three-Point Field Goals Made	5	Done seven times; most recently:			
		Trevor Ariza	at Los Angeles Lakers	26-Apr-11	
Three-Point Field Goals Attempted	12	Baron Davis	Twice		
Free Throws Made	15	Done twice; most recently:			
		Glen Rice	at New York	26-Apr-97	
Free Throws Attempted	18	Alonzo Mourning	vs. Boston	5-May-93	
Offensive Rebs	7	Done six times; most recently:			
		Tyson Chandler	vs. Dallas	29-Apr-08	
Defensive Rebs	15	Done three times; most recently:			
		Derrick Coleman	at Philadelphia	28-Apr-00	
Total Rebs	20	Alonzo Mourning	vs. Chicago	30-Apr-95	
Assists	17	Chris Paul	vs. Dallas	22-Apr-08	
Steals	7	Done twice; most recently:			
		Baron Davis	vs. New Jersey	9-May-02	
Turnovers	7	Alonzo Mourning	at New York	9-May-93	
Blocked Shots	7	Alonzo Mourning	vs. Chicago	28-Apr-95	OT

## Opponents - Individual Highs

Total Points	55	Allen Iverson	at Philadelphia	20-Apr-03	
Minutes	51	Tracy McGrady	at Orlando	27-Apr-02	OT
Field Goals Made	21	Allen Iverson	at Philadelphia	20-Apr-03	
Field Goals Attempted	32	Done twice; most recently:			
		Allen Iverson	at Philadelphia	20-Apr-03	
Three-Point Field Goals Made	8	Chauncey Billups	at Denver	19-Apr-09	
Three-Point Field Goals Attempted	11	Manu Ginobili	vs. San Antonio	19-May-08	
Free Throws Made	13	Done three times; most recently:			
		Allen Iverson	vs. Philadelphia	2-May-03	
Free Throws Attempted	18	Allen Iverson	vs. Philadelphia	2-May-03	
Offensive Rebs	9	Dennis Rodman	at Chicago	13-May-98	
Defensive Rebs	18	Done twice; most recently:			
		Tim Duncan	vs. San Antonio	13-May-08	
Total Rebs	23	Tim Duncan	vs. San Antonio	13-May-08	
Assists	13	Done four times; most recently:			
		Jason Kidd	at New Jersey	15-May-02	
Steals	5	Done five times; most recently:			
		Caron Butler	at Miami	18-Apr-04	
Turnovers	7	Done four times; most recently:			
		Lamar Odom	vs. Miami	24-Apr-04	
Blocked Shots	6	Theo Ratliff	at Philadelphia	28-Apr-00	

## Top Team Performances

### Hornets

#### Most Points

127	vs. Dallas	22-Apr-08
119	vs. Boston	3-May-93
115	vs. New Jersey	9-May-02
110	at Orlando (OT)	27-Apr-02
	vs. New York (2OT)	14-May-93
109	at Los Angeles Lakers	17-Apr-11

#### Field Goal Percentage

.614	vs. Boston	(51-83)	3-May-93
.608	vs. Dallas	(48-79)	22-Apr-08
.588	vs. Atlanta	(40-68)	23-Apr-98
.547	vs. New Jersey	(41-75)	9-May-02
.530	vs. Phil (OT)	(44-83)	24-Apr-00

#### Free Throw Percentage

1.000	at Dallas	(13-13)	25-Apr-08
.944	vs. Los Angeles Lakers	(17-18)	28-Apr-11
.938	at New York	(15-16)	24-Apr-97
.923	at San Antonio	(12-13)	15-May-08
.900	at Chicago	(9-10)	13-May-98

#### Rebounds

57	vs. Milwaukee	10-May-01
52	at Orlando (OT)	27-Apr-02
51	Done four times; most recently: vs. Philadelphia	26-Apr-03
50	Done two times; most recently: vs. San Antonio	13-May-08
48	Done three times; most recently: at Miami	30-Apr-04

#### Assists

36	vs. Philadelphia (OT)	24-Apr-00
30	vs. Dallas	22-Apr-08
32	vs. Boston	3-May-93
29	at Boston	29-Apr-93
	vs. Atlanta	23-Apr-98
28	vs. Chicago (OT)	28-Apr-95

#### Steals

17	vs. New York (2OT)	14-May-93
	at Miami	21-Apr-01
13	at New Jersey	5-May-02
12	Done four times; most recently: vs. New Jersey	12-May-02
11	Done eight times; most recently: at San Antonio	11-May-08
10	Done three times; most recently: vs. Denver	27-Apr-09

### Opponents

#### Most Points

121	vs. Denver	27-Apr-09
113	at Denver	19-Apr-09
112	at Boston	29-Apr-93
111	vs. Orlando (OT)	23-Apr-02
	at New York	9-May-93
110	at San Antonio	5-May-08

#### Field Goal Percentage

.584	at New York	(45-77)	24-Apr-97
.583	at Chicago	(42-72)	2-May-95
.566	vs. Denver	(43-76)	27-Apr-09
.564	at New York	(44-78)	26-Apr-97
.561	vs New York	(37-66)	28-Apr-97

#### Free Throw Percentage

.962	vs Los Angeles Lakers	(25-26)	28-Apr-11
.943	at Milwaukee	(33-35)	20-May-01
.941	at Boston (OT)	(16-17)	1-May-93
.917	vs New York	(22-24)	16-May-93
.905	vs. San Antonio	(19-21)	19-May-08
.900	at Miami	(27-30)	21-Apr-04

#### Rebounds

55	at Boston (OT)	1-May-93
54	vs New York (2OT)	14-May-93
53	at New York (OT)	12-May-93
52	at Milwaukee	15-May-01
	at Dallas	25-Apr-08
51	vs New Jersey	12-May-02
	vs. San Antonio	19-May-08

#### Assists

33	at New York	9-May-93
31	at New York (OT)	12-May-93
	at Milwaukee	6-May-01
30	at New York	24-Apr-97
29	Done three times; most recently: vs. Denver	27-Apr-09
28	Done three times; most recently: at San Antonio	15-May-08

#### Steals

15	vs. Denver	27-Apr-09
13	vs. Philadelphia	28-Apr-03
12	at New York (OT)	12-May-93
	at Chicago	4-May-95
11	Done three times; most recently: at Philadelphia	20-Apr-03
10	Done three times; most recently: at Philadelphia	23-Apr-03

Top Individual Performances

Hornets

Points

39	Glen Rice	at New York	26-Apr-97
38	David West	vs. San Antonio	13-May-08
36	Done twice; most recently: Jamal Mashburn	vs. Philadelphia	2-May-03
35	Done two times; most recently: Chris Paul	at San Antonio	8-May-08
34	Done three times; most recently: Baron Davis	vs. Philadelphia	28-Apr-03

Rebounds

20	Alonzo Mourning	vs. Chicago	30-Apr-95
19	Vlade Divac	at Chicago	6-May-98
17	Derrick Coleman	at Philadelphia	28-Apr-00
16	Done three times; most recently: P.J. Brown	vs. New Jersey	12-May-02
15	Done five times; most recently: Tyson Chandler	vs. San Antonio	19-May-08

Assists

17	Chris Paul	vs. Dallas	22-Apr-08
15	Done three times; most recently: Chris Paul	vs. Los Angeles Lakers	24-Apr-11
14	Done three times; most recently: Chris Paul	at Los Angeles Lakers	17-Apr-11
13	Done twice; most recently: Chris Paul	at Denver	22-Apr-09
12	Done four times; most recently: Chris Paul	at Los Angeles Lakers	26-April-11

Opponents

Points

55	Allen Iverson	at Philadelphia	20-Apr-03
48	Michael Jordan	vs. Chicago	28-Apr-95 OT
45	Allen Iverson	vs. Philadelphia	2-May-03
40	Allen Iverson	vs. Philadelphia	22-Apr-00
37	Tracy McGrady	at Orlando	27-Apr-02 OT

Rebounds

23	Tim Duncan	vs. San Antonio	13-May-08
21	Dennis Rodman	at Chicago	13-May-98
19	Dirk Nowitzki	at Dallas	25-Apr-08
18	Done three times; most recently: Keith Van Horn	vs. Philadelphia	2-May-03
17	Done twice; most recently: Ervin Johnson	at Milwaukee	15-May-01

Assists

13	Done four times; most recently: Jason Kidd	at New Jersey	15-May-02
12	Done twice; most recently: Eric Snow	vs. Philadelphia	28-Apr-03
11	Done seven times; most recently: Chauncey Billups	vs. Denver	29-Apr-09
10	Done several times		
9	Done several times		

Playoff Leaders

Games Played

1. David Wesley	45
2. Baron Davis	35
3. PJ Brown	32
4. Jamaal Magloire	31
5. Dell Curry	25

Field Goals Attempted

1. David Wesley	540
2. Baron Davis	531
3. Chris Paul	371
4. David West	327
5. Jamal Mashburn	293

Free Throws Made

1. Baron Davis	123
2. Chris Paul	119
3. Alonzo Mourning	108
4. Jamaal Magloire	107
5. Jamal Mashburn	99

Total Rebs

1. PJ Brown	300
2. Jamaal Magloire	187
3. Elden Campbell	172
4. David West	169
5. Baron Davis	160

Turnovers

1. David Wesley	91
2. Baron Davis	86
3. Chris Paul	68
4. Alonzo Mourning	51
5. Anthony Mason	44

Minutes Played

1. David Wesley	1,636
2. Baron Davis	1,310
3. PJ Brown	1,164
4. Chris Paul	937
5. David West	775

Field Goal Percentage

(minimum 20 FGM)	
1. Emeka Okafor	.645
2. Tyson Chandler	.613
3. Larry Johnson	.529
4. Anthony Mason	.520
5. Johnny Newman	.509

Free Throws Attempted

1. Baron Davis	182
2. Jamaal Magloire	155
3. Chris Paul	149
4. Alonzo Mourning	136
5. Jamal Mashburn	123

Average Rebs

(minimum four games played)	
1. Alonzo Mourning	10.9
2. Vlade Divac	10.3
3. PJ Brown	9.4
4. Anthony Mason	9.1
5. Tyson Chandler	9.0

Blocked Shots

1. Alonzo Mourning	44
2. PJ Brown	40
3. Elden Campbell	38
4. Jamaal Magloire	34
5. David West	29

Total Points

1. Baron Davis	633
2. David Wesley	599
3. Chris Paul	504
4. David West	385
5. Jamal Mashburn	348

3-Point Field Goals Made

1. Baron Davis	70
2. David Wesley	67
3. Peja Stojakovic	36
4. Dell Curry	20
5. Chris Paul	19

Free Throw Percentage

(minimum 10 FTA)	
1. Eddie Jones	.938
2. Peja Stojakovic	.925
3. Carl Landry	.917
4. David West	.887
5. Dell Curry	.875

Assists

1. Chris Paul	256
2. Baron Davis	226
3. David Wesley	179
4. Muggsy Bogues	100
5. Jamal Mashburn	79

Average Points

(minimum four games played)	
1. Glen Rice	24.0
2. Alonzo Mourning	23.2
Jamal Mashburn	23.2
4. Chris Paul	21.9
5. Larry Johnson	20.1

3-Point FG Attempted

1. Baron Davis	202
2. David Wesley	166
3. Peja Stojakovic	77
4. Dell Curry	62
5. Chris Paul	56

Offensive Rebs

1. PJ Brown	119
2. Jamaal Magloire	58
3. George Lynch	55
4. Tyson Chandler	53
5. Elden Campbell	50

Average Assists

(minimum four games played)	
1. Chris Paul	11.1
2. Muggsy Bogues	6.7
3. Baron Davis	6.5
4. Jamal Mashburn	5.3
5. Eddie Jones	4.8

Field Goals Made

1. Baron Davis	220
2. David Wesley	217
3. Chris Paul	183
4. David West	149
5. Jamal Mashburn	118

3-Point Percentage


(minimum 10 3FGA)	
1. Muggsy Bogues	.583
2. Peja Stojakovic	.468
3. Morris Peterson	.459
4. David Wesley	.404
5. Alonzo Mourning	.400

Defensive Rebs

1. PJ Brown	181
2. David West	135
3. Jamaal Magloire	129
4. Elden Campbell	122
Baron Davis	122

Steals

1. Baron Davis	82
2. David Wesley	51
3. Chris Paul	47
4. Muggsy Bogues	29
5. PJ Brown	28



# OPPONENTS



# OPPONENTS



## 2012-13 Hornets vs. Hawks

Jan. 1 .....vs. Atlanta  
Feb. 8 .....at Atlanta

## 2011-12 vs. Hawks (0-1)

Jan. 29 vs. Atlanta L 72-94

## Did You Know?

In their debuts as NBA head coaches, Monty Williams began the 2010-2011 season with an 8-0 record, while Larry Drew started 6-0 with the Hawks.

## Directory

Ownership .....Bruce Levenson, Michael Gearon, Steven Belkin, Ed Peskowitz,  
.....Rutherford Seydel, Todd Foreman, Michael Gearon Sr., Beau Turner  
President, Basketball Operations/General Manager .....Danny Ferry  
Assistant General Manager .....Wes Wilcox  
Senior Advisor, Basketball Operations .....Rick Sund  
Head Coach .....Larry Drew (All-Time: 84-64, .568; All-Time vs Hornets: 1-2, .333)  
Assistant Coaches .....Lester Conner, Bob Bender, Kenny Atkinson, Bob Weiss  
Player Development Instructor .....Nick Van Exel  
Strength & Conditioning Coach .....Jeff Watkinson  
Vice President of Public Relations .....TBD  
Director of Media Relations .....Jon Steinberg  
Sr. Manager of Media Relations .....Jason Roose

## General Information

Division .....Southeast  
Phone .....(404) 878-3800  
Address .....Centennial Tower, 101 Marietta Street, Suite 1900, Atlanta, GA 30303  
Home Court .....Philips Arena (18,729, opened 1999)  
Radio .....99X (97.9 FM) - Steve Holman  
TV .....Fox Sports South/SportSouth - Bob Rathbun, Dominique Wilkins, James Verrett

## Hornets vs. Hawks Series Notes

Overall Record: 38-42 (.475) Home Record: 22-17 (.564) Road Record: 16-25 (.390)  
Current Streak: Lost 1 Home: Lost 1 Road: Won 1  
Hornets Biggest Win .....41 (100-59 at Atlanta on Jan. 21, 2011)  
Hornets Biggest Loss .....39 (94-133 at Atlanta on Jan. 4, 1994)  
Hornets Last Win At Home .....93-86 on Dec. 26, 2010  
Hornets Last Loss At Home .....72-94 on Jan. 29, 2012  
Hornets Last Win On The Road .....100-59 on Jan. 21, 2011  
Hornets Last Loss On The Road .....98-121 on Nov. 14, 2009



## 2012-13 Hornets vs. Celtics

Jan. 16 .....at Boston  
Mar. 20 .....vs. Boston

## 2011-12 vs. Celtics (1-0)

Dec. 28 Boston W 97-78

## Did You Know?

On June 28, 2012, the Hornets selected Austin Rivers, son of Celtics head coach Doc Rivers, with the 10th pick of the 2012 NBA Draft.

## Directory

Managing Partner, Governor & Chief Executive Officer .....Wyc Grousbeck  
President .....Rich Gotham  
President of Basketball Operations .....Danny Ainge  
Head Coach .....Glenn "Doc" Rivers (All-Time: 546-433, .558; All-Time vs Hornets: 16-15, .516)  
Assistant Coaches .....Armond Hill, Kevin Eastman, Mike Longabardi, Tyronn Lue, Jamie Young  
Head Athletic Trainer .....Ed Lacerte  
Strength & Conditioning Coach .....Bryan D. Doo  
VP, Media Services/Alumni Relations .....Jeff Twiss  
Sr. Director of Public Relations .....Heather Walker  
Media Relations Coordinator .....Brian Olive

## General Information

Division .....Atlantic  
Phone .....(617) 854-8000  
Address .....226 Causeway St., 4th Floor, Boston, MA 02114  
Home Court .....TD Garden (18,624, opened 1995)  
Radio .....WEEI (850 AM) - Sean Grande, Cedric Maxwell  
Cable TV .....Comcast SportsNet - Mike Gorman, Tom Heinsohn, Greg Dickerson

## Hornets vs. Celtics Series Notes

Overall Record: 39-37 (.513) Home Record: 22-17 (.564) Road Record: 17-20 (.449)  
Current Streak: Won 1 Home: Won 1 Road: Won 1  
Hornets Biggest Win .....25 (136-111 at Charlotte on Apr. 9, 1997)  
Hornets Biggest Loss .....28 (65-93 at Boston on Mar. 12, 2003)  
Hornets Last Win At Home .....97-78 on Dec. 28, 2011  
Hornets Last Loss At Home .....85-89 on Mar. 19, 2011  
Hornets Last Win On The Road .....83-81 on Dec. 31, 2010  
Hornets Last Loss On The Road .....87-97 on Nov. 1, 2009

Nets head coach Avery Johnson was born and raised in New Orleans and attended high school at nearby Saint Augustine High School.

Overall Record: 40-35 (.533)	Home Record: 23-13 (.639)	Road Record: 17-22 (.436)
Current Streak: Won 1	Home: Won 4	Road: Won 1
Hornets Biggest Win .....	28 (105-77 at Charlotte on Apr. 12, 1995)	
Hornets Biggest Loss .....	28 (87-115 at New Jersey on Apr. 3, 2010)	
Hornets Last Win At Home .....	105-91 on Dec. 22, 2010	
Hornets Last Loss At Home .....	108-112 on Mar. 13, 2007	
Hornets Last Win On The Road .....	102-94 on Mar. 17, 2012	
Hornets Last Loss On The Road .....	101-103 OT on Feb. 9, 2011	



Bobcats forward Michael Kidd-Gilchrist was selected with the second overall pick of the 2012 NBA Draft, after former University of Kentucky teammate Anthony Davis was selected by the Hornets with the number one overall pick. This marked the first time in NBA history that teammates were selected 1-2 in the NBA Draft.

Overall Record: 11-5 (.687)	Home Record: 6-2 (.750)	Road Record: 5-3 (.625)
Current Streak: Won 1	Home: Lost 1	Road: Won 3
Hornets Biggest Win .....	17 (103-86 at Oklahoma City on Jan. 2, 2006)	
Hornets Biggest Loss .....	8 (89-81 at Charlotte on Dec. 14, 2004)	
Hornets Last Win At Home .....		89-73 on Dec. 1, 2010
Hornets Last Loss At Home .....		71-73 on Mar. 12, 2012
Hornets Last Win On The Road .....		75-67 on Apr. 16, 2012
Hornets Last Loss On The Road .....		89-92 on Nov. 7, 2008

# OPPONENTS



## 2012-13 Hornets vs. Bulls

Nov. 3.....at Chicago  
Feb. 19.....vs. Chicago

## 2011-12 vs. Bulls (0-2)

Feb. 8	vs. Chicago	L	67-90
Feb. 28	at Chicago	L	95-99

## Did You Know?

Bulls head coach Tom Thibodeau and Hornets head coach Monty Williams were Coach of the Year candidates in 2010-11. Thibodeau captured the Red Auerbach Trophy, with Williams placing seventh.

## Directory

Chairman.....Jerry Reinsdorf  
President and Chief Operating Officer.....Michael Reinsdorf  
Executive VP/Basketball Operations.....John Paxson  
Executive VP/Business Operations.....Steve Schanwald  
Senior Vice President/Financial & Legal .....Irwin Mandel  
General Manager.....Gar Forman  
Head Coach.....Tom Thibodeau (All-Time: 112-36, .757; All-Time vs Hornets: 4-0, 1.000)  
Assistant Coaches.....Ron Adams, Andy Greer, Adrian Griffin, Ed Pinckney, Mike Wilhelm  
Assistant General Manager.....Brian Hagen  
Head Athletic Trainer.....Fred Tedeschi  
Sr. Director, Public and Media Relations.....Tim Hallam  
Director, Public and Media Relations.....Sebrina Brewster  
Manager, Public and Media Relations.....Matt Yob  
Coordinator, Public and Media Relations.....Shaun Hickombottom

## General Information

Division.....Central  
Phone.....(312) 455-4000  
Address.....1901 West Madison Street, Chicago, IL 60612  
Home Court.....United Center (20,917, opened 1994)  
Radio.....WMVP (1000 AM) - Chuck Swirsky, Bill Wennington, Steve Kashul  
TV.....WGN (Channel 9), WCIU (Channel 26) - Neil Funk, Stacey King  
Cable TV.....Comcast SportsNet Chicago - Neil Funk, Stacey King

## Hornets vs. Bulls Series Notes

Overall Record: 30-51 (.370)	Home Record: 19-23 (.452)	Road Record: 11-28 (.282)
Streak: Lost 8	Home: Lost 4	Road: Lost 4
Hornets Biggest Win.....	29 (110-81 at Charlotte on Mar. 24, 1999)	
Hornets Biggest Loss.....	34 (92-126 at Charlotte on Apr. 5, 1996)	
Hornets Last Win At Home.....	108-97 on Mar. 17, 2008	
Hornets Last Loss At Home.....	67-90 on Feb. 8, 2012	
Hornets Last Win On The Road.....	100-86 on Feb. 12, 2008	
Hornets Last Loss On The Road.....	95-99 on Feb. 28, 2012	



## 2012-13 Hornets vs. Cavaliers

Feb. 20.....at Cleveland  
Mar. 31.....vs. Cleveland

## 2011-12 vs. Cavaliers (1-0)

Feb. 22	at Cleveland	W	89-84
---------	--------------	---	-------

## Did You Know?

Cavaliers head coach Byron Scott was at the helm for the Hornets in 2007-08, when New Orleans captured its first division title and a franchise-record 56 victories.

## Directory

Majority Owner/Chairman.....Dan Gilbert  
Vice Chairman.....Jeff Cohen, Nate Forbes  
President.....Len Komoroski  
General Manager.....Chris Grant  
Head Coach.....Byron Scott (All-Time: 392-463, .458; All-Time vs Hornets: 5-11, .313)  
Assistant Coaches.....Paul Pressey, Jamahl Mosley, Joe Prunty, Nate Tibbetts  
Assistant Coach/Strength & Conditioning Coordinator.....Stan Kellers  
Head Athletic Trainer.....Max Benton  
Sr. Vice President of Communications.....Tad Carper  
Director of Basketball Communications.....Garin Narain  
Basketball Communications Managers.....Bruce Wimbish  
Basketball Communications Coordinator.....Jeff Schaefer  
Communications Operations and Services Director.....Amanda Petrak

## General Information

Division.....Central  
Phone.....(216) 420-2000  
Address.....One Center Court, Cleveland, OH 44115-4001  
Home Court.....Quicken Loans Arena (20,562, opened 1994)  
Radio.....WTAM (1100 AM) - John Michael, Jim Chones  
Cable TV.....FSN Ohio - Fred McLeod, Austin Carr

## Hornets vs. Cavaliers Series Notes

Overall Record: 38-42 (.475)	Home Record: 27-13 (.675)	Road Record: 11-29 (.275)
Current Streak: Won 3	Home: Won 1	Road: Won 2
Hornets Biggest Win.....	26 (102-76 at New Orleans on Mar. 7, 2003)	
Hornets Biggest Loss.....	40 (93-133 at Charlotte on Nov. 4, 1988)	
Hornets Last Win At Home.....	108-101 on Nov. 19, 2010	
Hornets Last Loss At Home.....	92-105 on Mar. 24, 2010	
Hornets Last Win On The Road.....	89-84 on Feb. 22, 2012	
Hornets Last Loss On The Road.....	95-105 on Feb. 23, 2010	



### 2011-12 vs. Mavericks (1-2)

### Did You Know?

The Hornets won their first playoff series since 2002, and their first since re-locating to New Orleans with a 4-1 series win over Dallas during the opening round of the 2008 playoffs.



### 2011-12 vs. Nuggets (2-2)

### Did You Know?

Nuggets head coach George Karl was teammates with Hornets assistant coach Dave Hanners at the University of North Carolina.

Owner.....	Mark Cuban.....
President/CEO.....	Terdema Ussery.....
President of Basketball Operations/GM.....	Donn Nelson.....
Head Coach.....	Rick Carlisle (All-Time: 479-325, .596; All-Time vs Hornets: 18-15, .545).....
Assistant Coaches.....	Jim O'Brien, Tony Brown, Monte Mathis, Darrell Armstrong.....
Assistant General Manager.....	Keith Grant.....
Head Athletic Trainer.....	Casey Smith.....
Assistant Athletic Trainer.....	Dionne Calhoun.....
Assistant Coach/Strength Coach.....	Robert Hackett.....
Director of Basketball Communications.....	Sarah Melton.....
Basketball Communications Manager.....	Scott Tomlin.....
Basketball Communications Coordinator.....	Alan Rakowski.....

Division..... Southwest  
Phone..... (214) 665-4660  
Address..... 2500 Victory Avenue, Dallas, TX 75219  
Home Court..... American Airlines Center (19,200, opened 2001)  
Radio..... ESPN Radio (103.3 FM) - Chuck Cooperstein, Brad Davis  
Spanish Radio..... KFLC (1270 AM) - Victor Villalba  
TV..... TXA-21 - Mark Followill, Derek Harper, Jeff Wade  
Cable TV..... Fox Sports Southwest - Mark Followill, Derek Harper, Jeff Wade

Overall Record: 22-41 (.349)	Home Record: 16-15 (.516)	Road Record: 6-26(.187)
Current Streak: Won 1	Home: Won 9	Road: Lost 7
Hornets Biggest Win .....	23 (134-111 at Charlotte on Nov. 17, 1992)	
Hornets Biggest Loss .....	28 (97-125 at Dallas on Nov. 11, 2003)	
Hornets Last Win At Home .....	97-92 on Mar. 2, 2012	
Hornets Last Loss At Home .....	81-83 on Jan. 21, 2012	
Hornets Last Win On The Road .....	104-97 on Jan. 14, 2009	
Hornets Last Loss On The Road .....	81-96 on Jan. 7, 2012	

Owner .....	E. Stanley Kroenke
President & Governor.....	Josh Kroenke
Executive Vice President of Basketball Operations .....	Masai Ujiri
Advisor to the VP of Basketball Operations .....	Pete D'Alessandro
Vice President of Media and Player Development .....	Tomago Collins
Head Coach.....	George Karl (All-Time: 1074-731, .515; All-Time vs. Hornets: 31-30, .508)
Assistant Coaches .....	John Welch, Melvin Hunt, Chad Iske
Assistant Coach/Strength & Conditioning .....	Steve Hess
Head Athletic Trainer/Traveling Secretary.....	Jim Gillen
Director of Media Relations.....	Tim Geltz
Media Relations Manager.....	Nick O'Haver

Division..... Northwest  
Phone..... (303) 405-1100  
Address..... Pepsi Center, 1000 Chopper Circle, Denver, CO 80204  
Home Court..... Pepsi Center (19,155, opened 1999)  
Radio..... KRWZ 950 AM - Jason Kosmicki  
Cable TV..... Altitude Sports & Entertainment - Chris Marlowe, Scott Hastings

Overall Record: 31-31 (.500)	Home Record: 18-13 (.581)	Road Record: 12-19 (.387)
Current Streak: Won 1	Home: Won 1	Road: Lost
Hornets Biggest Win .....	24 (117-93 at New Orleans on Jan. 28, 2008)	
Hornets Biggest Loss .....	26 (96-122 at Denver on Mar. 6, 1990)	
Hornets Last Win At Home .....	94-92 on Apr. 4, 2012	
Hornets Last Loss At Home .....	88-96 on Jan. 6, 2012	
Hornets Last Win On The Road .....	94-81 on Jan. 9, 2012	
Hornets Last Loss On The Road .....	97-110 on Mar. 9, 2012	

# OPPONENTS



## 2012-13 Hornets vs. Pistons

Feb. 11 .....at Detroit  
Mar. 1 .....vs. Detroit

## 2011-12 vs. Pistons (0-1)

Feb. 4      at Detroit      L      87-89

## Did You Know?

Pistons forward Greg Monroe was born in New Orleans and is from nearby Harvey, Louisiana, where he attended Helen Cox High School.

## Directory

Principal Owner ..... Tom Gores  
President & CEO, Palace Sports & Entertainment/Pistons ..... Dennis Mannion  
President of Basketball Operations ..... Joe Dumars  
Assistant General Manager ..... George David  
Head Coach ..... Lawrence Frank (All-Time: 250-282, .470; All-Time vs Hornets: 8-5, .615)  
Assistant Coaches ..... Brian Hill, John Loyer, Roy Rogers, Dee Brown, Charles Klask, Bill Pope  
Player Development ..... Steve Hetzel  
Athletic Trainer ..... Mike Abdenour  
Strength and Conditioning Coach ..... Arnie Kander  
Vice President of Public Relations ..... Kevin Grigg  
Director of Media Relations ..... Cletus Lewis, Jr.  
Public Relations Coordinator ..... Michelle Fikany

## General Information

Division ..... Central  
Phone ..... (248) 377-0100  
Address ..... 6 Championship Drive, Auburn Hills, MI 48326  
Home Court ..... The Palace of Auburn Hills (22,076, opened 1988)  
Radio ..... WXYT (97.1 FM The Ticket) - George Blaha, Mark Champion, Rick Mahorn  
Cable TV ..... FS Detroit - George Blaha, Greg Kelsner

## Hornets vs. Pistons Series Notes

Overall Record: 39-41 (.488)      Home Record: 22-18 (.550)      Road Record: 17-23 (.425)  
Current Streak: Lost 2      Home: Won 3      Road: Lost 3  
Hornets Biggest Win ..... 34 (127-93 at Charlotte on Apr. 16, 1993)  
Hornets Biggest Loss ..... 28 (76-104 at Detroit on Jan. 12, 2002)  
Hornets Last Win At Home ..... 93-74 on Dec. 8, 2010  
Hornets Last Loss At Home ..... 76-91 on Dec. 5, 2007  
Hornets Last Win On The Road ..... 91-85 on Jan. 17, 2009  
Hornets Last Loss On The Road ..... 87-89 on Feb. 4, 2012



## 2012-13 Hornets vs. Warriors

Dec. 18 ..... at Golden State  
Jan. 19 ..... vs. Golden State  
Mar. 18 ..... vs. Golden State  
Apr. 3 ..... at Golden State

## 2011-12 vs. Warriors (2-1)

Mar. 21 vs. Golden State L 92-101  
Mar. 28 at Golden State W 102-87  
Apr. 24 at Golden State W 83-81

## Did You Know?

Warriors forward Carl Landry and guard Jarrett Jack were teammates in New Orleans for most of the 2010-11 season and the entire 2011-12 campaign.

## Directory

Co-Executive Chairman & CEO ..... Joe Jacob  
Co-Executive Chairman ..... Peter Guber  
President & COO ..... Rick Welts  
General Manager ..... Bob Myers  
Head Coach ..... Mark Jackson (All-Time: 23-43, .348; All-Time vs. Hornets: 1-2, .333)  
Assistant Coaches ..... Michael Malone, Pete Myers, Jerry DeGregorio, Darren Erman, Bob Beyer  
Assistant Coach/Player Development ..... Kris Weems  
Head Athletic Trainer ..... Chad Bergman  
Vice President, Communications ..... Raymond Ridder  
Executive Director, Public Relations ..... Dan Martinez  
Assistant, Public Relations ..... Brett Winkler, Ryan Donough  
Director, Corporate Communications ..... Lisa Goodwin

## General Information

Division ..... Pacific  
Phone ..... (510) 986-2200  
Address ..... 1011 Broadway, Oakland, CA 94607  
Home Court ..... ORACLE Arena (19,596, opened 1997)  
Radio ..... KNBR (680/1050 AM) - Tim Roye  
Cable TV ..... Comcast SportsNet Bay Area - Bob Fitzgerald, Jim Barnett

## Hornets vs. Warriors Series Notes

Overall Record: 35-26 (.574)      Home Record: 21-8 (.724)      Road Record: 14-18 (.438)  
Current Streak: Won 2      Home: Lost 1      Road: Won 2  
Hornets Biggest Win ..... 30 (116-86 at Golden State on Mar. 3, 1995)  
Hornets Biggest Loss ..... 21 (two times)  
Hornets Last Win At Home ..... 135-131 on Mar. 8, 2010  
Hornets Last Loss At Home ..... 92-101 on Mar. 21, 2012  
Hornets Last Win On The Road ..... 102-87 on Mar. 28, 2012  
Hornets Last Loss On The Road ..... 89-102 on Feb. 15, 2011

Rockets forward Terrence Jones was teammates with Hornets forward Anthony Davis at the University of Kentucky when they captured the 2012 NCAA National Championship.

Overall Record: 26-38 (.406)	Home Record: 15-17 (.469)	Road Record: 11-21 (.344)
Current Streak: Lost 1	Home: Won 2	Road: Lost 2
Hornets Biggest Win .....	21 (90-69 at New Orleans on Mar. 19, 2008)	
Hornets Biggest Loss .....	20 ([Twice] Most recently 66-86 at Houston on Apr. 13, 2009)	
Hornets Last Win At Home .....	105-99 on Apr. 19, 2012	
Hornets Last Loss At Home .....	84-95 on Mar. 16, 2009	
Hornets Last Win On The Road .....	123-115 on Apr. 14, 2010	
Hornets Last Loss On The Road .....	77-84 on Apr. 26, 2012	



Hornets guard Eric Gordon was born and raised in Indianapolis and attended high school at North Central High School. Pacers forward Danny Granger is from New Orleans and attended Grace King High School in Metairie, LA.

Overall Record: 35-46 (.432)	Home Record: 22-18 (.550)	Road Record: 13-28 (.317)
Current Streak: Lost 1	Home: Lost 1	Road: Lost 2
Hornets Biggest Win .....	39 (129-90 at Charlotte on Apr. 6, 1994)	
Hornets Biggest Loss .....	37 (96-133 at Indiana on Mar. 27, 1998)	
Hornets Last Win At Home .....	108-96 on Apr. 3, 2011	
Hornets Last Loss At Home .....	84-102 on Mar. 3, 2012	
Hornets Last Win On The Road .....	101-96 on Jan. 16, 2010	
Hornets Last Loss On The Road .....	108-117 (OT) on Feb. 21, 2012	

# OPPONENTS



## 2012-13 Hornets vs. Clippers

Nov. 26	.....at L.A. Clippers
Dec. 19	.....at L.A. Clippers
Mar. 27	.....vs. L. A. Clippers
Mar. 12	.....vs. L. A. Clippers

## 2011-12 vs. Clippers [1-2]

Mar. 22	vs. L.A. Clippers	W	97-90
Mar. 26	at L.A. Clippers	L	85-97
Apr. 22	at L.A. Clippers	L	98-107

## Did You Know?

With a 114-92 win over the Clippers on Apr. 15, 2008 the Hornets clinched their first-ever Southwest Division Championship. Also the last home game for the Hornets, New Orleans outscored the Clippers, 65-41 in the second half after trailing by two at the break.

## Directory

Chairman of the Board, Owner & NBA Governor.....	Donald T. Sterling
President & NBA Alternate Governor.....	Andy Roeser
VP of Basketball Operations.....	Gary Sacks
Head Coach.....	Vinny Del Negro (All-Time: 154-158, 494; All-Time vs. Hornets: 7-3, 700)
Assistant Coaches.....	Marc Iavaroni, Bob Ociepka, Robert Pack
Head Athletic Trainer.....	Jasen Powell
VP of Communications.....	Joe Safety
Director of Communications.....	Rob Raichlen
Assistant Director of Communications.....	Seth Burton
Assistant Director of Media Services.....	Ta'Nisha Cooper
Media Services Coordinator.....	Steven Esparza

## General Information

Division.....	Pacific
Phone.....	(310) 862-6000
Address.....	6951 S. Centinela Ave., Playa Vista, CA 90094
Home Court.....	STAPLES Center (19,060, opened 1999)
Radio.....	KFWB News Talk 980 - Brian Sieman, Ralph Lawler, Michael Smith
Cable TV.....	Prime Ticket - Ralph Lawler, Michael Smith
Spanish Radio.....	ESPN Deportes (1330 AM) - Celso Gaspar

## Hornets vs. Clippers Series Notes

Overall Record: 39-21 (.650)	Home Record: 24-6 (.800)	Road Record: 15-15 (.500)
Current Streak: Lost 2	Home: Won 9	Road: Lost 3
Hornets Biggest Win.....	34 (130-96 at Charlotte on Nov. 15, 1997)	
Hornets Biggest Loss.....	29 (80-109 at Los Angeles on Dec. 15, 2003)	
Hornets Last Win At Home.....	97-90 on Mar. 22, 2012	
Hornets Last Loss At Home.....	90-100 on Jan. 8, 2007	
Hornets Last Win On The Road.....	108-100 on Mar. 15, 2010	
Hornets Last Loss On The Road.....	98-107 on Apr. 22, 2012	



## 2012-13 Hornets vs. Lakers

Dec. 5	.....vs. L.A. Lakers
Jan. 29	.....at L.A. Lakers
Mar. 6	.....vs. L.A. Lakers
Apr. 9	.....at L.A. Lakers

## 2011-12 vs. Lakers [0-3]

Mar. 14	vs. L.A. Lakers	L	101-107 (OT)
Mar. 31	at L.A. Lakers	L	85-88
Apr. 9	vs. L.A. Lakers	L	91-93

## Did You Know?

The Hornets hosted the Lakers in the first professional sporting event in the city of New Orleans following Hurricane Katrina. On March 8, 2006, the Hornets fell to the Lakers 107-113 in front of 17,744 at the New Orleans Arena.

## Directory

Owner, President, Governor & Director.....	Dr. Jerry H. Buss
General Manager.....	Mitch Kupchak
Head Coach.....	Mike Brown (All-Time: 313-163, 658; All-Time vs. Hornets: 9-4, 692)
Assistant Coaches.....	Eddie Jordan, Steve Clifford, Bernie Bickerstaff, Chuck Person, Darvin Ham
Special Assistant Coaches.....	Kareem Abdul-Jabbar, Craig Hodges
Head Athletic Trainer.....	Gary Vitti
Vice President , Public Relations.....	John Black
Senior Manager, Public Relations.....	Alison Bogli, Josh Rupprecht
Coordinator, Public Relations.....	Nick Mazzella
Assistant, Public Relations.....	Matt Fleer

## General Information

Divison.....	Pacific
Phone.....	(310) 426-6000
Address.....	555 N. Nash Street, El Segundo, CA 90245
Home Court.....	STAPLES Center (18,997, opened 1999)
Radio.....	KSPN (ESPN 710 AM) - John Ireland, Mychal Thompson
Spanish Radio.....	KWKW (1330 AM) ESPN Deportes - Fernando Gonzalez, Pepe Mantilla
TV.....	Time Warner Cable SportsNet - Bill McDonald and Stu Lantz
Spanish TV.....	Time Warner Cable Deportes - Adrian Marquez and Fancisco Pinto

## Hornets vs. Lakers Series Notes

Overall Record: 17-44 (.279)	Home Record: 9-21 (.300)	Road Record: 8-23 (.258)
Current Streak: Lost 7	Home: Lost 4	Road: Lost 6
Hornets Biggest Win.....	19 (114-95 at New Orleans on Nov. 7, 2003)	
Hornets Biggest Loss.....	41 (66-107 at Los Angeles on Mar. 12, 2002)	
Hornets Last Win At Home.....	108-100 on Mar. 29, 2010	
Hornets Last Loss At Home.....	91-93 on Apr. 9, 2012	
Hornets Last Win On The Road.....	116-105 on Jan. 6, 2009	
Hornets Last Loss On The Road.....	85-88 on Mar. 31, 2012	

Dec. 7..... vs. Memphis  
Jan. 27.....at Memphis  
Mar. 9.....at Memphis  
Mar. 22..... vs. Memphis

Jan. 14	at Memphis	L	99-108
Jan. 18	vs. Memphis	L	87-93
Apr. 15	vs. Memphis	W	88-75
Apr. 18	at Memphis	L	91-103

Both Greivis Vasquez and Xavier Henry of the Hornets were drafted by the Grizzlies in the first round of the 2010 NBA Draft. Each was acquired by the Hornets last year in two separate trades.



Dec. 8 ..... at Miami  
Mar. 29 ..... vs. Miami

Jan. 30	at Miami	L	95-109
---------	----------	---	--------

Hornets forward Jason Smith was drafted by the Heat in 2007 before being traded to the Philadelphia 76ers on draft night.

Majority Owner .....	Robert J. Pera
President, Hoops LP.....	Gene Bartow
General Manager/VP of Basketball Operations.....	Chris Wallace
Assistant General Manager.....	Kenny Williamson
Director of Player Personnel .....	Tony Barone, Sr.
VP of Basketball Operations and Team Programs.....	Dana Davis
Head Coach.....	Lionel Hollins (All-Time: 158-175, 474; All-Time vs. Hornets: 8-6, .571)
Assistant Coaches ....	Mitchell Anderson, C. Henry Bibby, Barry Hecker, David Joerger, Gary Schmidt, Bob Thornton
Head Athletic Trainer.....	Drew Graham
Director of Basketball Media Relations.....	Jason Wallace
Coordinator of Basketball Media Relations.....	Ross Wooden

Division.....Southwest  
Phone.....(901) 205-1234  
Address.....191 Beale Street, Memphis TN 38103  
Home Court.....FedEx Forum (18,119, opened 2004)  
Radio.....WFSF ESPN 92.9 FM/680 AM – Eric Hasseltine, Hank McDowell, Elliot Perry  
TV.....FS Tennessee/SportSouth – Pete Pranic, Sean Tuohy, Brevin Knight, Rob Fischer

Overall Record: 31-17 (.646)	Home Record: 18-6 (.750)	Road Record: 13-11 (.542)
Current Streak: Lost 1	Home: Won 1	Road: Lost 3
Hornets Biggest Win .....	33 (121-88 at Vancouver on Mar. 31, 1996)	
Hornets Biggest Loss .....	16 (73-89 at Memphis on Dec. 6, 2005)	
Hornets Last Win At Home .....	88-75 on Apr. 15, 2012	
Hornets Last Loss At Home .....	87-93 on Jan. 18, 2012	
Hornets Last Win On The Road .....	98-91 on Mar. 4, 2011	
Hornets Last Loss On The Road .....	91-103 on Apr. 18, 2012	

Managing General Partner .....	Micky Arison
Chief Executive Officer.....	Nick Arison
President.....	Pat Riley
Senior Vice President , Basketball Operations/Assistant General Manager.....	Andy Elisburg
Vice President of Player Personnel.....	Chet Kammerer
Vice President of Player Programs.....	Alonzo Mourning
Head Coach.....	Erik Spoelstra (All-Time: 194-118, .622; All-Time vs. Hornets: 3-4, .429)
Assistant Coaches .....	Bob McAdoo, Keith Askins, Ron Rothstein, David Fizdale, Chad Kammerer
Assistant Coach/Advance Scout .....	Octavio De La Granado
Athletic Trainer/Travel Coordinator .....	Jay Sabol
Assistant Coach/Strength & Conditioning .....	Bill Foran
Vice President, Sports Media Relations .....	Tim Donovan
Director of Sports Media Relations.....	Rob Wilson
Assistant Director of Sports Media Relations .....	Michael Lissack
Sports Media Relations Assistant.....	Nick Majorana

Division.....Southeast  
 Phone.....(786) 777-1000  
 Address.....601 Biscayne Boulevard, Miami, FL 33132  
 Home Court.....American Airlines Arena (19,600, opened 1999)  
 Radio.....The Ticket (790 AM) - Mike Inglis, John Crotty  
 Spanish Radio.....WQBA (1140 AM) - Jose Paneda, Joe Pujala  
 Cable TV.....Sun Sports - Eric Reid, Tony Fiorentino, Jason Jackson

Overall Record: 38-34 (.528)	Home Record: 24-12 (.667)	Road Record: 14-22 (.389)
Current Streak: Lost 2	Home: Won 6	Road: Lost 3
Hornets Biggest Win .....	29 (106-77 at Miami on Apr. 2, 2008)	
Hornets Biggest Loss .....	29 (68-97 at Miami on Jan. 24, 2005)	
Hornets Last Win At Home .....	96-93 on Nov. 5, 2010	
Hornets Last Loss At Home .....	99-111 on Apr. 2, 2005	
Hornets Last Win On The Road .....	93-87 on Apr. 7, 2009	
Hornets Last Loss On The Road .....	95-109 on Jan. 30, 2012	

# OPPONENTS



## 2012-13 Hornets vs. Bucks

Nov. 17 .....at Milwaukee  
Dec. 3 .....vs. Milwaukee

## 2011-12 vs. Bucks (1-0)

Feb. 15 at Milwaukee W 92-89

### Did You Know?

With a victory against the Bucks on opening night 2010, the Hornets pushed their winning streak at the Hive against the Bucks to 10 consecutive games.

### Directory

President..... Herb Kohl  
General Manager..... John Hammond  
Assistant General Manager..... Jeff Weltman  
Head Coach..... Scott Skiles (All-Time: 427-417, .506; All-Time vs. Hornets: 9-11, .450)  
Assistant Coaches..... Jim Boylan, Joe Wolf, Sidney Moncrief, Bill Peterson, Anthony Goldwire  
Head Athletic Trainer..... Marc Boff  
Strength and Conditioning Coach..... Jeff Macy  
Director, Public Relations..... Dan Smyczek  
Coordinator, Public Relations..... Kristen Deahl

### General Information

Division..... Central  
Phone..... (414) 227-0500  
Address..... 1001 N. Fourth Street, Milwaukee, WI 53203  
Home Court..... BMO Harris Bradley Center (18,717, opened 1988)  
Radio..... Newsradio 620 WTMJ AM- Ted Davis, Dennis Krause  
TV..... FOX Sports Wisconsin - Jim Paschke, Jon McGlocklin

### Hornets vs. Bucks Series Notes

Overall Record: 49-32 (.605) Home Record: 26-14 (.650) Road Record: 22-18 (.550)  
Current Streak: Won 3 Home: Won 10 Road: Won 2  
Hornets Biggest Win ..... 23 (122-99 at Charlotte on Feb. 18, 1996)  
Hornets Biggest Loss ..... 50 (87-137 at Milwaukee on Jan. 10, 2000)  
Hornets Last Win At Home ..... 95-91 on Oct. 27, 2010  
Hornets Last Loss At Home ..... 93-108 on Jan. 27, 2003  
Hornets Last Win On The Road ..... 92-89 on Feb. 15, 2012  
Hornets Last Loss On The Road ..... 87-81 on Nov. 6, 2010



## 2012-13 Hornets vs. Timberwolves

Dec. 14 .....vs. Minnesota  
Jan. 11 .....vs. Minnesota  
Feb. 2 .....at Minnesota  
Mar. 17 .....at Minnesota

## 2011-12 vs. Timberwolves (2-1)

Jan. 13 vs. Minnesota L 80-87  
Mar. 10 at Minnesota W 95-89  
Apr. 7 vs. Minnesota W 99-90

### Did You Know?

With a 122-90 win over the Timberwolves on Apr. 9, 2008, the Hornets set a single-season franchise record with their 55th win. The previous record was set during the 1996-97 campaign when the Hornets recorded 54 wins.

### Directory

Owner..... Glen Taylor  
Chief Executive Officer..... Rob Moor  
President..... Chris Wright  
President of Basketball Operations..... David Kahn  
Head Coach..... Rick Adelman (All-Time: 971-656, .597; All-Time vs. Hornets: 35-19, .648)  
Assistant Coaches..... Terry Porter, Jack Sikma, T.R. Dunn, Bill Bayno  
Player Development Coaches..... David Adelman, Shawn Respert  
Director of Player Personnel/Game Preparation ..... R.J. Adelman  
Director of Basketball Operations..... Rob Babcock  
Director of Team Operations..... Amy Peterson  
Head Athletic Trainer..... Gregg Farnam  
Director of Public Relations..... Mike Cristaldi  
Sr. Public Relations Coordinator..... Aaron Seehusen  
Communications Manager..... Dan Bell

### General Information

Division..... Northwest  
Phone..... (612) 673-1600  
Address..... 600 First Avenue North, Minneapolis, MN 55403  
Home Court..... Target Center (19,356, opened 1990)  
Radio..... WCCO AM 830 - Alan Hornton  
Cable TV..... Fox Sports North - TBD, Jim Petersen

### Hornets vs. Timberwolves Series Notes

Overall Record: 34-24 (.586) Home Record: 20-9 (.690) Road Record: 14-15 (.483)  
Current Streak: Won 2 Home: Won 1 Road: Won 1  
Hornets Biggest Win ..... 34 (110-76 at New Orleans on Dec. 22, 2007)  
Hornets Biggest Loss ..... 29 (77-106 at Minnesota on Nov. 9, 1990)  
Hornets Last Win At Home ..... 99-90 on Apr. 7, 2012  
Hornets Last Loss At Home ..... 80-87 on Jan. 13, 2012  
Hornets Last Win On The Road ..... 95-89 on Mar. 10, 2012  
Hornets Last Loss On The Road ..... 98-113 on Dec. 27, 2010



### 2011-12 vs. Knicks (1-0)

### Did You Know?

## Directory

## General Information

### Hornets vs. Knicks Series Notes

## Directory

## General Information

## 2012-13 Hornets vs. Thunder

### 2011-12 vs. Thunder (0-3)

### Did You Know?

## Hornets vs. Thunder Series Notes

202

# OPPONENTS



## 2012-13 Hornets vs. Magic

Dec. 26.....at Orlando  
Mar. 4.....vs. Orlando

## 2011-12 vs. Magic (1-0)

Jan. 27 vs. Orlando W 93-67

## Did You Know?

When the Hornets played Orlando on Dec. 25, 2008 it marked the first time that New Orleans had played a game on Christmas Day.

## Directory


Senior Chairman..... Rich DeVos  
Chairman..... Dan DeVos  
Chief Executive Officer..... Alex Martins  
General Manager..... Rob Hennigan  
VP/ Assistant GM..... Scott Perry  
Assistant GM..... Matt Lloyd  
Head Coach..... Jacque Vaughn (All-Time: 0-0, .000; All-Time vs. Hornets: 0-0, .000)  
Assistant Coaches..... James Borrego, Wes Unseld Jr., Brett Gunning  
Assistant Coaches/Player Development..... Laron Profit, Luke Stuckey  
Sr. VP of Communications..... Joel Glass  
Director of Communications..... George Galante  
Assistant Director of Communications..... Trish Wingerson  
Communications Manager..... Melanie Curtsinger

## General Information

Division..... Southeast  
Phone..... (407) 916-2400  
Address..... 8701 Maitland Summit Boulevard, Orlando, FL 32810  
Home Court..... Amway Center (18,846, opened 2010)  
Radio..... WDBO (96.5 FM, 580 AM) - Dennis Neumann, Richie Adubato  
Spanish Radio..... ElOrlandoMagic.com - Joey Colon  
TV..... FOX Sports Florida - David Steele, Matt Guokas

## Hornets vs. Magic Series Notes

Overall Record: 37-31 (.544) Home Record: 22-12 (.647) Road Record: 15-19 (.441)  
Current Streak: Won 4 Home: Won 4 Road: Won 1  
Hornets Biggest Win..... 33 (120-87 at Charlotte on Nov. 11, 1993)  
Hornets Biggest Loss..... 26 (two times)  
Hornets Last Win At Home..... 93-67 on Jan. 27, 2012  
Hornets Last Loss At Home..... 88-95 on Nov. 19, 2007  
Hornets Last Win On The Road..... 99-93 on Feb. 11, 2011  
Hornets Last Loss On The Road..... 117-123 on Feb. 8, 2010



## 2012-13 Hornets vs. 76ers

Nov. 7.....vs. Philadelphia  
Jan.. 15.....at Philadelphia

## 2011-12 vs. 76ers (0-1)

Jan. 4 vs. Philadelphia L 93-101

## Did You Know?

Hornets lead assistant coach Randy Ayers was the head coach of the 76ers for 52 games during the 2003-04 season.

## Directory

Managing Owner..... Josh Harris  
Co-Managing Owner..... David Blitzer  
Co-Owner & CEO..... Adam Aron  
President of Basketball Operations..... Rod Thorn  
Senior Vice President of Basketball Operations..... Tony DiLeo  
Director of Player Personnel..... Courtney Witte  
Head Coach..... Doug Collins (All-Time: , 408-359 .532; All-Time vs. Hornets: 14-11, .560)  
Associate Head Coach..... Michael Curry  
Assistant Coaches..... Brian James, Aaron McKie  
Head Athletic Trainer..... Kevin Johnson  
Director of Public Relations..... Michael Preston  
Public Relations Coordinators..... Sean McCloskey, Rebecca Timms

## General Information

Division..... Atlantic  
Phone..... (215) 339-7666  
Address..... 3601 South Broad Street, Philadelphia, PA 19148  
Home Court..... Wachovia Center (20,328, opened 1996)  
Radio..... SportsRadio 94 WIP (610 AM) - Tom McGinnis  
TV..... Comcast SportsNet, The Comcast Network - Marc Zumoff, Eric Snow

## Hornets vs. 76ers Series Notes

Overall Record: 45-31 (.592) Home Record: 27-12 (.692) Road Record: 18-19 (.486)  
Current Streak: Lost 1 Home: Lost 1 Road: Lost 2  
Hornets Biggest Win..... 52 (136-84 at Charlotte on Feb. 27, 1992)  
Hornets Biggest Loss..... 21 (two times)  
Hornets Last Win At Home..... 84-77 on Jan. 3, 2011  
Hornets Last Loss At Home..... 93-101 on Jan. 4, 2012  
Hornets Last Win On The Road..... 98-91 on Mar. 2, 2009  
Hornets Last Loss On The Road..... 70-88 on Dec. 12, 2010



### 2011-12 vs. Suns (1-3)

### Did You Know?

## Directory

## General Information

## Hornets vs. Suns Notes

## Directory

## General Information

## Hornets vs. Trail Blazers Series Notes

## 2012-13 Hornets vs. Trail Blazers

### 2011-12 vs. Trail Blazers (0-4)

### Did You Know?

204

# OPPONENTS



## 2012-13 Hornets vs. Kings

Jan. 21	.....vs. Sacramento
Feb. 24	.....vs. Sacramento
Apr. 10	.....at Sacramento

## 2011-12 vs. Kings (1-3)

Jan. 1	at Sacramento	L	80-96
Feb. 6	vs. Sacramento	L	92-100
Mar. 7	at Sacramento	L	98-99
Apr. 11	vs. Sacramento	W	105-96

## Did You Know?

Hornets assistant coach Bryan Gates began his NBA coaching career with the Kings in 2009-10 before joining Monty Williams' staff prior to the 2010-11 season.

## Directory

Ownership .....	Maloof Sports and Entertainment
President, Basketball Operations .....	Geoff Petrie
President .....	Matina Kolokotronis
Vice President and General Manager, Basketball Operations .....	Wayne Cooper
Assistant Vice President, Basketball Operations .....	Mike Petrie
Head Coach .....	Keith Smart (All-Time: 65-116, .359; All-Time vs. Hornets: 5-4, .556)
Assistant Coaches .....	Jim Eyen, Alex English, Bobby Jackson
Director of Sports Medicine .....	Pete Youngman
VP of Media Relations/Basketball Operations .....	Troy Hanson
Executive Director of Media Relations/Basketball Operations .....	Darrin May
Manager, Basketball Information .....	Darryl Arata
Director, Media Relations .....	Devin Blankenship
Director, Public Relations .....	Chris Clark

## General Information

Division .....	Pacific
Phone .....	(916) 928-0000
Address .....	One Sports Parkway, Sacramento, CA 95834
Home Court .....	Power Balance Pavilion (17,317, opened 1988)
Radio .....	KHTK (1140 AM) - Gary Gerould
Cable TV .....	Comcast SportsNet - Grant Napear, Jerry Reynolds, Jim Gray, Bill Walton

## Hornets vs. Kings Series Notes

Overall Record: 31-31 (.500)	Home Record: 22-9 (.710)	Road Record: 9-22 (.290)
Current Streak: Won 1	Home: Won 1	Road: Lost 3
Hornets Biggest Win .....	42 (101-59 at Charlotte on Jan. 10, 1991)	
Hornets Biggest Loss .....	36 (71-107 at Sacramento on Dec.19, 2004)	
Hornets Last Win At Home .....	105-96 on Apr. 11, 2012	
Hornets Last Loss At Home .....	92-100 on Feb. 6, 2012	
Hornets Last Win On The Road .....	75-71 on Nov. 21, 2010	
Hornets Last Loss On The Road .....	98-99 on Mar. 7, 2012	



## 2012-13 Hornets vs. Spurs

Oct. 31	.....vs. San Antonio
Dec. 21	.....at San Antonio
Jan. 7	.....vs. San Antonio
Jan. 23	.....at San Antonio

## 2011-12 vs. Spurs (0-4)

Jan. 23	vs. San Antonio	L	102-104
Feb. 2	at San Antonio	L	81-93
Mar. 24	vs. San Antonio	L	86-89
Apr. 6	at San Antonio	L	103-128

## Did You Know?

Hornets head coach Monty Williams won an NBA Championship with the Spurs as an assistant coach during the 2004-05 season.

## Directory

Chairman & CEO .....	Peter M. Holt
President of Business Operations .....	Rick Pych
Pres. of Basketball Ops./Head Coach .....	Gregg Popovich (All-Time: 847-399, .680; All-Time vs. Hornets: 33-13, .717)
President of Sports Franchises/General Manager .....	R.C. Buford
Vice President/Assistant General Manager .....	Dennis Lindsey
Assistant General Manager .....	Scott Layden
Ass. Coaches .....	Mike Budenholzer, Brett Brown, Chip Engelland, Chad Forcier, Ime Udoka
Head Athletic Trainer .....	Will Sevensing
Director of Media Services .....	Tom James
Media Services Manager .....	Kris Davis
Media Services Coordinator .....	Mitch Heckart

## General Information

Division .....	Southwest
Phone .....	(210) 444-5500
Address .....	One AT&T Center, San Antonio, TX 78219
Home Court .....	AT&T Center (18,581, opened 2002)
Radio .....	WOAI (1200 AM) - Bill Schoening
Spanish Radio .....	KCOR (1350 AM) - Paul Castro
TV .....	KENS-5, KMYS-35 - Bill Land, Sean Elliott, Makil Rose, Andrew Monaco
Cable TV .....	FOX Sports Southwest (Channel 26) - Bill Land, Sean Elliott, Malik Rose, Andrew Monaco

## Hornets vs. Spurs Series Notes

Overall Record: 20-45 (.308)	Home Record: 11-22 (.333)	Road Record: 9-23 (.281)
Current Streak: Lost 4	Home: Lost 2	Road: Lost 3
Hornets Biggest Win .....	25 (100-75 at New Orleans on Mar. 12, 2008)	
Hornets Biggest Loss .....	35 (77-112 at Oklahoma City on Dec. 23, 2006)	
Hornets Last Win At Home .....	96-72 on Jan. 22, 2011	
Hornets Last Loss At Home .....	86-89 on Mar. 24, 2012	
Hornets Last Win On The Road .....	99-90 on Oct. 30, 2010	
Hornets Last Loss On The Road .....	103-128 on Apr. 6, 2012	



Dec. 28 ..... vs. Toronto  
Feb. 10 ..... at Toronto

Feb. 29	vs. Toronto	L	84-95
---------	-------------	---	-------

Hornets guard Roger Mason was a member of the Toronto Raptors for part of the 2003-04 season.

Chairmen of the Board .....	Larry Tanenbaum
President & General Manager.....	Bryan Colangelo
Executive Vice-President of Basketball Operations.....	Ed Stefanski
Head Coach.....	Dwane Casey (All-Time: 76-112, 404; All-Time vs. Hornets: 3-3, 500)
Assistant Coaches .....	Johnny Davis, Tom Sterner, Scott Roth, Micah Nori
Assistant Coaches/Basketball Development .....	Eric Hughes
Strength and Conditioning .....	Jon Lee
Head Athletic Trainer.....	Scott McCullough
Director, Media Relations.....	Jim LaBumbard
Manager, Media Relations.....	Roven Yau
Coordinator, Media Relations .....	Philip Summers

Division ..... Atlantic  
Phone ..... (416) 815-5600  
Address ..... 50 Bay Street, Suite 500, Toronto, M5J 2L2  
Home Court ..... Air Canada Centre (19,800, opened 1999)  
Radio ..... The FAN (590 AM) - Paul Jones, Eric Smith  
Cable TV ..... TSN, TSN2, Sportsnet and Sportsnet One - Matt Devlin, Leo Rautins, Jack Armstrong,  
Sherman Hamilton

Overall Record: 30-20 (.600)	Home Record: 16-9 (.640)	Road Record: 14-11 (.560)
Current Streak: Lost 2	Home: Lost 1	Road: Lost 2
Hornets Biggest Win .....	36 (100-64 at Toronto on Nov. 20, 2000)	
Hornets Biggest Loss .....	18 (89-107 at Toronto on Mar. 20, 1996)	
Hornets Last Win At Home .....		85-81 on Jan. 17, 2011
Hornets Last Loss At Home .....		84-95 on Feb. 29, 2012
Hornets Last Win On The Road .....		99-91 on Dec. 14, 2008
Hornets Last Loss On The Road .....		90-96 on Mar. 1, 2011



Nov. 2.....vs. Utah  
Nov. 28.....vs. Utah  
Jan. 30.....at Utah  
Apr. 5.....at Utah

Jan. 2	at Utah	L	90-94
Feb. 13	vs. Utah	W	86-80
Apr. 13	vs. Utah	W	96-85

Former New Orleans Jazz great "Pistol" Pete Maravich's No. 7 jersey was retired by the Jazz on December 5, 1985 and by the City of New Orleans on October 30, 2002.

Owner.....	Gail Miller
Chief Executive Officer.....	Greg Miller
President.....	Randy Rigby
Executive VP of Basketball Operations/.....	Kevin O'Connor
General Manager.....	Dennis Lindsey
Vice President of Player Personnel.....	Walt Perrin
Head Coach.....	Tyrone Corbin (All-Time: 44-50, 468; All-Time vs. Hornets: 2-3, 400)
Assistant Coaches.....	Sidney Lowe, Jeff Hornacek, Michael Sanders
Assistant Coach/Player Development.....	Brad Jones, Mark McKown
Head Athletic Trainer.....	Gary Briggs
Senior Vice President, Communications.....	Linda Luchetti
Director, Communications.....	Jonathan Rinehart
Senior Manager, Communications.....	Derek Garduno
Manager, Communications.....	Hannah Lee

Division..... Northwest  
Phone..... (801) 325-2500  
Address..... 301 West South Temple, Salt Lake City UT 84101  
Home Court..... EnergySolutions Arena (19,911, opened 1991)  
Radio..... The Zone (KZNS-1280 AM/97.5 FM) - David Locke, Ron Boone  
Cable TV..... ROOT Sports - Craig Bolerjack, Matt Harpring

Overall Record: 23-40 (.365)	Home Record: 15-17 (.469)	Road Record: 8-23 (.258)
Current Streak: Won 2	Home: Won 2	Road: Lost 1
Hornets Biggest Win .....	29 (100-71 at New Orleans on Dec. 17, 2010)	
Hornets Biggest Loss .....	28 (71-99 at Utah on Nov. 23, 2007)	
Hornets Last Win At Home .....	96-85 on Apr. 13, 2012	
Hornets Last Loss At Home .....	78-90 on Apr.11, 2011	
Hornets Last Win On The Road .....	121-117(OT) on Mar. 24, 2011	
Hornets Last Loss On The Road .....	90-94 on Jan. 2, 2012	

# OPPONENTS



## 2012-13 Hornets vs. Wizards

Dec. 11..... vs. Washington  
Mar. 15.....at Washington

## 2011-12 vs. Wizards (0-1)

Mar. 15 vs. Washington L 89-99

## Did You Know?

Assistant general manager Tim Connelly began working for the Wizards as an intern in the basketball operations department, rising to the role of director of player personnel before joining Dell Demps' staff for the 2010-11 season.

## Directory

Majority Owner .....Ted Leonsis  
President.....Ernie Grunfeld  
Executive Vice President of Business Operations.....Gregg Bibb  
Vice President of Basketball Administration.....Tommy Sheppard  
Vice President of Player Personnel.....Milt Newton  
Head Coach.....Randy Wittman (All-Time: 118-238, .331; All-Time vs. Hornets: 5-10, .333)  
Assistant Coaches .....Don Newman, Don Zierden, Sam Cassell, Ryan Saunders, Gene Banks  
Head Athletic Trainer.....Eric Waters  
Strength and Conditioning Coach.....Drew Cleary  
Senior Director, Communications.....Scott Hall  
Director, Corporate Communications .....Ketsia Colimon  
Communications Manager.....Daren Jenkins

## General Information

Division.....Southeast  
Phone.....(202) 661-5000  
Address.....601 F. Street, NW, Washington, DC 20004  
Home Court.....Verizon Center (20,278, opened 1997)  
Radio .....106.7 The Fan - Dave Johnson, Glenn Consor  
TV.....Comcast SportsNet - Steve Buckhantz, Phil Chenier, Chris Miller

## Hornets vs. Wizards Series Notes

Overall Record: 45-31 (.592) Home Record: 27-11 (.710) Road Record: 17-21 (.447)  
Current Streak: Lost 1 Home: Lost 1 Road: Won 3  
Hornets Biggest Win .....33 (118-85 at Charlotte on Nov. 26, 1999)  
Hornets Biggest Loss .....23 (86-109 at Washington on Jan. 4, 1989)  
Hornets Last Win At Home .....97-89 on Feb. 1, 2011  
Hornets Last Loss At Home .....89-99 on Mar. 15, 2012  
Hornets Last Win On The Road.....92-81 on Jan. 1, 2011  
Hornets Last Loss On The Road.....84-101 on Mar. 2, 2008

## 2011-12 Standings/Season Stats

### Atlantic Division

	W	L	Pct	GB	Home	Road
Boston	39	27	.591	-	24-9	15-18
New York	36	30	.545	3	22-11	14-19
Philadelphia	35	31	.530	4	19-14	16-17
Toronto	23	43	.348	16	13-20	10-23
New Jersey	22	44	.333	17	9-24	13-20

### Central Division

	W	L	Pct	GB	Home	Road
Chicago	50	16	.758	-	26-7	24-9
Indiana	42	24	.636	8	23-10	19-14
Milwaukee	31	35	.470	19	17-16	14-19
Detroit	25	41	.379	25	18-15	7-26
Cleveland	21	45	.318	29	11-22	10-23

### Southeast Division

	W	L	Pct	GB	Home	Road
Miami	46	20	.697	-	28-5	18-15
Atlanta	40	26	.606	6	23-10	17-16
Orlando	37	29	.561	9	21-12	16-17
Washington	20	46	.303	26	11-22	9-24
Charlotte	7	59	.106	39	4-29	3-30

### Northwest Division

	W	L	Pct	GB	Home	Road
Oklahoma City	47	19	.712	-	26-7	21-12
Denver	38	28	.576	9	20-13	18-15
Utah	36	30	.545	11	25-8	11-22
Portland	28	38	.424	19	20-13	8-25
Minnesota	26	40	.394	21	13-20	13-20

### Pacific Division

	W	L	Pct	GB	Home	Road
L.A. Lakers	41	25	.621	-	26-7	15-18
L.A. Clippers	40	26	.606	1	24-9	16-17
Phoenix	33	33	.500	8	19-14	14-19
Golden State	23	43	.348	18	12-21	11-22
Sacramento	22	44	.333	19	16-17	6-27

### Southwest Division

	W	L	Pct	GB	Home	Road
San Antonio	50	16	.758	-	28-5	22-11
Memphis	41	25	.621	9	26-7	15-18
Dallas	36	30	.545	14	23-10	13-20
Houston	34	32	.515	16	22-11	12-21
New Orleans	21	45	.318	29	11-22	10-23

### Scoring Average

	G	FG	FT	Pts	Avg
Durant, OKC.	66	643	431	1850	28.0
Bryant, LA-L	58	574	381	1616	27.9
James, Mia.	62	621	387	1683	27.1
Love, Min.	55	474	379	1432	26.0
Westbrook, OKC	66	578	340	1558	23.6
Anthony, N.Y.	55	441	295	1245	22.6
Aldridge, Por.	55	483	223	1191	21.7
Nowitzki, Dal.	62	473	318	1342	21.6
D. Williams, N.J.	55	391	257	1154	21.0
Griffin, LA-C	66	561	244	1368	20.7
Ellis, G.S.-Mil.	58	450	219	1181	20.4
Lee, G.S.	57	464	219	1147	20.1
Paul, LA-C	60	425	260	1189	19.8
Pierce, Bos.	61	394	293	1181	19.4
Jefferson, Utah	61	516	137	1170	19.2
Jennings, Mil.	66	469	193	1260	19.1
Gay, Mem.	65	485	208	1232	19.0
J. Johnson, Atl.	60	423	158	1129	18.8
Smith, Atl.	66	504	203	1239	18.8
Bynum, LA-L	60	444	234	1123	18.7

	<b>G</b>	<b>Off</b>	<b>Def</b>	<b>Tot</b>	<b>Avg</b>
Howard, Orl.	54	200	585	785	14.5
Love, Min.	55	226	508	734	13.3
Bynum, LA-L	60	192	517	709	11.8
Cousins, Sac.	64	265	438	703	11.0
Humphries, N.J.	62	233	448	681	11.0
Griffin, LA-C	66	218	499	717	10.9
Gasol, LA-L	65	183	495	678	10.4
Gortat, Pho.	66	185	474	659	10.0
Chandler, N.Y.	62	212	400	612	9.9
Noah, Chi.	64	242	387	629	9.8
Monroe, Det.	66	239	398	637	9.7
Jefferson, Utah	61	133	452	585	9.6
Smith, Atl.	66	136	496	632	9.6
Lee, G.S.	57	171	374	545	9.6
Camby, Por.-Hou.	59	157	373	530	9.0
Duncan, S.A.	58	110	410	520	9.0
Gasol, Mem.	65	120	459	579	8.9
Ilyasova, Mil.	60	196	333	529	8.8
Hibbert, Ind.	65	213	359	572	8.8
Millsap, Utah	64	180	383	563	8.8

	<b>G</b>	<b>Ast</b>	<b>Avg</b>
Rondo, Bos.	53	620	11.7
Nash, Pho.	62	664	10.7
Paul, LA-C	60	543	9.1
Calderon, Tor.	53	468	8.8
D. Williams, N.J.	55	481	8.7
Rubio, Min.	41	336	8.2
Wall, Was.	66	530	8.0
Parker, S.A.	60	463	7.7
Miller, Den.	66	441	6.7
Lawson, Den.	61	401	6.6
Conley, Mem.	62	404	6.5
Felton, Por.	60	390	6.5
James, Mia.	62	387	6.2
Ellis, G.S.-Mil.	58	346	6.0
Nelson, Orl.	57	325	5.7
Sessions, Cle.-LA-L	64	354	5.5
Jennings, Mil.	66	365	5.5
Westbrook, OKC.	66	362	5.5
Iguodala, Phi.	62	339	5.5
Vasquez, N.O.	66	359	5.4

	<b>G</b>	<b>Min</b>	<b>Avg</b>
Deng, Chi.	54	2129	39.4
Love, Min.	55	2145	39.0
Durant, OKC.	66	2546	38.6
Bryant, LA-L	58	2232	38.5
Howard, Orl.	54	2070	38.3
James, Mia.	62	2326	37.5
Gasol, LA-L	65	2430	37.4
Gay, Mem.	65	2422	37.3
Lee, G.S.	57	2121	37.2
Rondo, Bos.	53	1957	36.9

	FG	FGA	PCT
Chandler, N.Y.	241	355	.679
Howard, Orl.	416	726	.573
Pekovic, Min.	256	454	.564
Bynum, LA-L	444	796	.558
McGee, Was.-Den.	307	552	.556
Gortat, Pho.	427	769	.555
Griffin, LA-C	561	1022	.549
Ibaka, OKC.	262	490	.535
Blair, S.A.	269	504	.534
Boozer, Chi.	448	842	.532

	FT	FTA	PCT
Crawford, Por.	191	206	.927
Redick, Orl.	143	157	.911
Nowitzki, Dal.	318	355	.896
Nash, Pho.	127	142	.894
Martin, Hou.	160	179	.894
Ridnour, Min.	106	119	.891
Anderson, Orl.	150	171	.877
Augustin, Cha.	105	120	.875
Granger, Ind.	254	291	.873
Bargnani, Tor.	151	173	.873

	<b>3FG</b>	<b>3FGA</b>	<b>PCT</b>
Novak, N.Y.	133	282	.472
Ilyasova, Mil.	51	112	.455
Curry, G.S.	55	121	.455
Allen, Bos.	106	234	.453
Miller, Mia.	53	117	.453
Rush, G.S.	99	219	.452
Green, Atl.	50	113	.442
Korver, Chi.	118	271	.435
Gordon, Det.	63	147	.429
Duhon, Orl.	50	119	.420

	<b>G</b>	<b>Stl</b>	<b>AVG</b>
Paul, LA-C	60	152	2.53
Conley, Mem.	62	136	2.19
James, Mia.	62	115	1.85
Millsap, Utah	64	118	1.84
Allen, Mem.	58	104	1.79
Iguodala, Phi.	62	107	1.73
Shumpert, N.Y.	59	101	1.71
Westbrook, OKC.	66	112	1.70
George, Ind.	66	108	1.64
Teague, Atl.	66	106	1.61

	<b>G</b>	<b>Blk</b>	<b>AVG</b>
Ibaka, OKC.	66	241	3.65
McGee, Was.-Den.	61	132	2.16
Howard, Orl.	54	116	2.15
Jordan, LA-C	66	134	2.03
Hibbert, Ind.	65	128	1.97
Bynum, LA-L	60	116	1.93
Gasol, Mem.	65	121	1.86
Biyombo, Cha.	63	115	1.83
Smith, Atl.	66	115	1.74
Dalembert, Hou.	65	111	1.71

## 2011-12 NBA Team / Individual Highs & Lows

### Team

Field Goals – 60, Oklahoma City, vs. MIN, 3/23 (2 OT)  
Field Goals – 56, Denver, at MIN, 4/26  
Fewest Field Goals – 16, Orlando, at BOS, 1/23  
FG Attempts – 126, Utah, at ATL, 3/25 (4 OT)  
FG Attempts – 106, Sacramento, vs. UTA, 3/22  
Fewest FG Attempts – 59, New Orleans, vs. LAC, 3/22  
Field Goal Pct. – .630, Oklahoma City, vs. CHA, 3/10  
Lowest Field Goal Pct. – .246, Orlando, at BOS, 1/23  
3-Pt. Field Goals – 20, New Jersey, at DEN, 1/11  
3-Pt. FG Attempts – 43, New York, at MIA, 1/27  
3-Pt. FG Pct. – .778, Detroit, at DEN, 3/21  
Free Throws – 38, Utah, vs. SAC, 3/30  
Free Throws – 38, San Antonio, vs. UTA, 4/8  
Fewest Free Throws – 1, Toronto, at CHI, 1/14  
FT Attempts – 55, Orlando, at GS, 1/12  
Fewest FT Attempts – 4, Chicago, at MIL, 2/4  
Fewest FT Attempts – 4, Portland, at MIN, 3/7  
Free Throw Pct. – 1.000, (20 times, most recently) Minnesota, vs. GS, 4/22  
Lowest Free Throw Pct. – .333, Orlando, at NJ, 2/22  
Off. Rebounds – 30, Sacramento, vs. IND, 1/18  
Fewest Off. Rebounds – 1, Boston, vs. PHI, 4/8  
Fewest Off. Rebounds – 1, San Antonio, vs. LAL, 4/11  
Def. Rebounds – 49, Atlanta, vs. UTA, 3/25 (4 OT)  
Def. Rebounds – 48, Chicago, vs. CLE, 4/26  
Fewest Def. Rebounds – 15, Atlanta, at DET, 3/9  
Rebounds – 67, L.A. Lakers, vs. OKC, 4/22 (2 OT)  
Rebounds – 62, Chicago, vs. WAS, 1/11  
Rebounds – 62, Utah, vs. SAC, 3/30  
Fewest Rebounds – 23, L.A. Clippers, vs. NO, 3/26  
Assists – 38, Milwaukee, vs. CLE, 3/14  
Fewest Assists – 5, Portland, at IND, 3/13  
Personal Fouls – 38, Utah, at ATL, 3/25 (4 OT)  
Personal Fouls – 36, Golden State, vs. ORL, 1/12  
Personal Fouls – 36, Toronto, at CHA, 3/17  
Fewest Personal Fouls – 7, Chicago, vs. TOR, 1/14  
Steals – 18, (3 times, most recently) Portland, vs. CHA, 2/1  
Turnovers – 29, New Orleans, at LAC, 3/26  
Fewest Turnovers – 3, Phoenix, vs. LAL, 4/7  
Blocks – 17, Oklahoma City, at SAC, 2/9  
Points – 149, Oklahoma City, vs. MIN, 3/23 (2 OT)  
Points – 137, Portland, vs. SA, 2/21  
Fewest Points – 56, Orlando, at BOS, 1/23

### Individual Highs

Minutes – 57, Hayward, UTA at ATL, 3/25 (4 OT)  
Minutes – 48, Barea, MIN vs. GS, 4/22  
Minutes – 48, Jenkins, GS at MIN, 4/22  
Field Goals – 19, Durant, OKC vs. DEN, 2/19 (OT)  
Field Goals – 18, Bryant, LAL vs. PHO, 1/10  
Field Goals – 18, Ellis, GS vs. OKC, 2/7  
FG Attempts – 34, Durant, OKC at LAL, 4/22 (2 OT)  
FG Attempts – 33, Anthony, NY at WAS, 1/6  
3-Pt. Field Goals – 9, (3 times, most recently) Gordon, DET at DEN, 3/21  
3-Pt. FG Attempts – 15, Batum, POR vs. DEN, 2/4  
3-Pt. FG Attempts – 15, Foye, LAC at DAL, 4/2  
Free Throws – 21, Howard, ORL at GS, 1/12  
Free Throws – 21, D. Williams, NJ at CHA, 3/4  
FT Attempts – 39, Howard, ORL at GS, 1/12  
Off. Rebounds – 13, Noah, CHI at DET, 4/15 (OT)  
Off. Rebounds – 13, Ilyasova, MIL at NJ, 2/19  
Def. Rebounds – 22, Bynum, LAL at SA, 4/11  
Rebounds – 30, Bynum, LAL at SA, 4/11  
Assists – 20, Rondo, BOS vs. NY, 3/4 (OT)  
Assists – 20, Rondo, BOS vs. ATL, 4/11 (OT)  
Assists – 20, D. Williams, NJ at GS, 3/30  
Steals – 8, Millsap, UTA vs. MIN, 3/15 (OT)  
Steals – 8, (3 times, most recently) Allen, MEM vs. CLE, 4/23  
Turnovers – 10, Bryant, LAL at PHO, 2/19  
Blocks – 11, Ibaka, OKC vs. DEN, 2/19 (OT)  
Blocks – 10, Ibaka, OKC at DAL, 2/1  
Blocks – 10, Ibaka, OKC at SAC, 2/9  
Points – 57, D. Williams, NJ at CHA, 3/4

## 2011-12 NBA Attendance Totals

Team	Home Attendance			Road Attendance		
	Games	Total	Average	Games	*Total	Average
Atlanta Hawks	33	501,593	15,200	33	555,071	16,820
Boston Celtics	33	614,592	18,624	33	603,533	18,289
Charlotte Bobcats	33	486,984	14,757	33	545,638	16,534
Chicago Bulls	33	731,326	22,161	33	593,639	17,989
Cleveland Cavaliers	33	525,577	15,927	33	551,860	16,723
Dallas Mavericks	33	671,050	20,335	33	584,524	17,713
Denver Nuggets	33	561,966	17,029	33	568,546	17,229
Detroit Pistons	33	475,638	14,413	33	539,318	16,343
Golden State Warriors	33	622,311	18,858	33	540,044	16,365
Houston Rockets	33	506,994	15,363	33	585,198	17,733
Indiana Pacers	33	467,561	14,169	33	547,701	16,597
Los Angeles Clippers	33	634,237	19,219	33	605,309	18,343
Los Angeles Lakers	33	626,901	18,997	33	628,128	19,034
Memphis Grizzlies	33	518,446	15,710	33	563,271	17,069
Miami Heat	33	657,855	19,935	33	640,193	19,400
Milwaukee Bucks	33	485,717	14,719	33	549,820	16,661
Minnesota Timberwolves	33	577,197	17,491	33	538,254	16,311
New Jersey Nets	33	460,719	13,961	33	563,677	17,081
New Orleans Hornets	33	498,618	15,110	33	551,676	16,717
New York Knickerbockers	33	652,179	19,763	33	607,438	18,407
Oklahoma City Thunder	33	600,699	18,203	33	595,053	18,032
Orlando Magic	33	623,587	18,897	33	566,326	17,161
Philadelphia 76ers	33	577,597	17,503	33	553,235	16,765
Phoenix Suns	33	514,718	15,598	33	587,617	17,807
Portland Trail Blazers	33	676,384	20,496	33	566,427	17,164
Sacramento Kings	33	478,764	14,508	33	557,893	16,906
San Antonio Spurs	33	607,095	18,397	33	560,696	16,991
Toronto Raptors	33	555,584	16,836	33	552,167	16,732
Utah Jazz	33	637,124	19,307	33	558,871	16,935
Washington Wizards	33	552,038	16,728	33	539,928	16,361
TOTALS	990	17,101,051	17,274	990	17,101,051	17,274

\*Note: The Hornets finished 24th in NBA Attendance (both total and average) and had five sellouts

New Orleans, La. (New Orleans Arena)- Capacity 17,188

## 2011-12 NBA Honor Roll

### 2011-12 NBA Honors

Most Valuable Player	LeBron James, Miami
Coach of the Year	Gregg Popovich, San Antonio
Rookie of the Year	Kyrie Irving, Cleveland
Most Improved Player	Ryan Anderson, Orlando
Defensive Player of the Year	Tyson Chandler, New York
Sixth Man Award	James Harden, Oklahoma City
Sportsmanship Award	Jason Kidd, Dallas

### 2011-12 All-NBA Team

First Team	Second Team	Third Team
F LeBron James, MIA	F Kevin Love, MIN	F Carmelo Anthony, NYK
F Kevin Durant, OKC	F Blake Griffin, LAC	F Dirk Nowitzki, DAL
C Dwight Howard, ORL	C Andrew Bynum, LAL	C Tyson Chandler, NYK
G Kobe Bryant, LAL	G Tony Parker, SAS	G Dwyane Wade, MIA
G Chris Paul, LAC	G Russell Westbrook, OKC	G Rajon Rondo, BOS

### 2011-12 All-Defensive Team

First Team	Second Team
LeBron James, MIA	Kevin Garnett, BOS
Serge Ibaka, OKC	Luol Deng, CHI
Dwight Howard, ORL	Tyson Chandler, NYK
Chris Paul, LAC	Rajon Rondo, BOS
Tony Allen, MEM	Kobe Bryant, LAL

### 2011-12 All-Rookie Team

First Team	Second Team
Kyrie Irving, CLE	Chandler Parsons, HOU
Ricky Rubio, MIN	Isaiah Thomas, SAC
Kenneth Faried, DEN	MarShon Brooks, NJN
Klay Thompson, GSW	Derrick Williams, MIN
Iman Shumpert, NYK	Tristan Thompson, CLE
Kawhi Leonard, SAS	
Brandon Knight, DET	

(chosen without regard to position)

## 2012 NBA Draft

### First Round

Team	Player	Position	School/Country
1. New Orleans Hornets	Anthony Davis	Forward	Kentucky
2. Charlotte Bobcats	Michael Kidd-Gilchrist	Forward	Kentucky
3. Washington Wizards	Bradley Beal	Guard	Florida
4. Cleveland Cavaliers	Dion Waiters	Guard	Syracuse
5. Sacramento Kings	Thomas Robinson	Forward	Kansas
6. Portland Trail Blazers	Damian Lillard	Guard	Weber State
7. Golden State Warriors	Harrison Barnes	Forward	North Carolina
8. Toronto Raptors	Terrence Ross	Guard/Forward	Washington
9. Detroit Pistons	Andre Drummond	Center	UCONN
10. New Orleans Hornets	Austin Rivers	Guard	Duke
11. Portland Trail Blazers	Meyers Leonard	Center	Illinois
12. Houston Rockets	Jeremy Lamb	Guard	UCONN
13. Phonenix Suns	Kendall Marshall	Guard	North Carolina
14. Milwaukee Bucks	John Henson	Forward	North Carolina
15. Philadelphia 76ers	Moe Harkless	Forward	St. Johns
16. Houston Rockets	Royce White	Forward	Iowa State
17. Dallas Mavericks	Tyler Zeller	Center	North Carolina (Traded to Cleveland)
18. Houston Rockets	Terrence Jones	Forward	Kentucky
19. Orlando Magic	Andrew Nicholson	Forward	St. Bonaventure
20. Denver Nuggets	Evan Fournier	Guard	France
21. Boston Celtics	Jared Sullinger	Forward	Ohio St.
22. Boston Celtics	Fab Melo	Center	Syracuse
23. Atlanta Hawks	John Jenkins	Guard	Vanderbilt
24. Cleveland Cavaliers	Jared Cunningham	Guard	Oregon St. (Traded to Dallas)
25. Memphis Grizzlies	Tony Wroten	Guard	Washington
26. Indiana Pacers	Miles Plumlee	Forward/Center	Duke
27. Miami Heat	Arnett Moultrie	Forward	Mississippi St. (Traded to Philadelphia)
28. Oklahoma City Thunder	Perry Jones III	Forward	Baylor
29. Chicago Bulls	Marquis Teague	Guard	Kentucky
30. Golden State Warriors	Festus Ezeli	Center	Vanderbilt

### Second Round

Team	Player	Position	School/Country
31. Charlotte Bobcats	Jeffery Taylor	Forward	Vanderbilt
32. Washington Wizards	Tomas Satoransky	Guard	Czech. Republic
33. Cleveland Cavaliers	Bernard James	Forward	Florida St. (Traded to Dallas)
34. Cleveland Cavaliers	Jae Crowder	Forward	Marquette (Traded to Dallas)
35. Golden State Warriors	Draymond Green	Forward	Michigan State
36. Sacramento Kings	Orlando Johnson	Forward	UC Santa Barbara (Traded to Indiana)
37. Toronto Raptors	Quincy Acy	Forward	Baylor
38. Denver Nuggets	Quincy Miller	Forward	Baylor
39. Detroit Pistons	Khris Middleton	Guard/Forward	Texas A&M
40. Portland Trail Blazers	Will Barton	Guard	Memphis
41. Brooklyn Nets	Tyshawn Taylor	Guard	Kansas
42. Milwaukee Bucks	Doron Lamb	Guard	Kentucky
43. Atlanta Hawks	Mike Scott	Forward	Virginia
44. Detroit Pistons	Kim English	Guard	Missouri
45. Philadelphia 76ers	Justin Hamilton	Center	LSU (Traded to Miami)
46. New Orleans Hornets	Darius Miller	Forward	Kentucky
47. Utah Jazz	Kevin Murphy	Guard	Tennessee Tech
48. New York Knicks	Kostas Papanikolaou	Forward	Greece
49. Orlando Magic	Kyle O'Quinn	Forward	Norfolk St.
50. Denver Nuggets	Izzet Turkyilmaz	Forward/Center	Turkey
51. Boston Celtics	Kris Joseph	Forward	Syracuse
52. Golden State Warriors	Ognjen Kuzmic	Center	Bosnia & Herzegovina
53. LA Clippers	Furkan Aldemir	Forward	Turkey
54. Philadelphia 76ers	Tornike Shengelia	Forward	Rep. of Georgia
55. Dallas Mavericks	Darius Johnson-Odom	Guard	Marquette
56. Toronto Raptors	Tomislav Zubcic	Forward	Croatia
57. Brooklyn Nets	Ilkan Karaman	Forward	Turkey
58. Minnesota Timberwolves	Robbie Hummel	Forward	Purdue
59. San Antonio Spurs	Marcus Denmon	Guard	Missouri
60. LA Lakers	Robert Sacre	Center	Gonzaga

## 212

# OPPONENTS

## All-Time NBA Career Scorers

Player	YRS	G	PTS	AVG	Player	YRS	G	PTS	AVG
Kareem Abdul-Jabbar	20	1560	38387	24.6	Chet Walker	13	1032	18831	18.2
Karl Malone	19	1476	36928	25.0	Isiah Thomas	13	979	18822	19.2
Michael Jordan	15	1072	32292	30.1	Bob McAdoo	14	852	18787	22.1
Wilt Chamberlain	14	1045	31419	30.1	Mark Aguirre	13	923	18458	20.0
KOBE BRYANT	16	1161	29484	25.4	Dolph Schayes	15	996	18438	18.5
Shaquille O'Neal	20	1,207	28596	23.7	Rick Barry	10	794	18395	23.2
Moses Malone	19	1329	27409	20.6	TRACY McGRADY	15	938	18381	19.6
Elvin Hayes	16	1303	27313	21.0	Julius Erving	11	836	18364	22.0
Hakeem Olajuwon	18	1238	26946	21.8	Glen Rice	15	1000	18336	18.3
Oscar Robertson	14	1040	26710	25.7	Dave Bing	12	901	18327	20.3
Dominique Wilkins	15	1074	26668	24.8	World B. Free	13	886	17955	20.3
John Havlicek	16	1270	26395	20.8	Calvin Murphy	13	1002	17949	17.9
Alex English	15	1193	25613	21.5	Lou Hudson	13	890	17940	20.2
Reggie Miller	18	1389	25279	18.2	Chris Mullin	16	986	17911	18.2
Jerry West	14	932	25192	27.0	Lenny Wilkens	15	1077	17772	16.5
Patrick Ewing	17	1183	24815	21.0	Bailey Howell	12	950	17770	18.7
Allen Iverson	14	914	24368	26.7	Magic Johnson	13	906	17707	19.5
KEVIN GARNETT	17	1255	24270	19.3	Rolando Blackman	13	980	17623	18.0
DIRK NOWITZKI	14	1055	24134	22.9	Otis Thorpe	17	1257	17600	14.0
Charles Barkley	16	1073	23757	22.1	Earl Monroe	13	926	17454	18.8
Robert Parish	21	1611	23334	14.5	Kevin McHale	13	971	17335	17.9
Adrian Dantley	15	955	23177	24.3	Michael Finley	16	1103	17306	15.7
Elgin Baylor	14	846	23149	27.4	Jack Sikma	14	1107	17287	15.6
RAY ALLEN	16	1148	22941	20.0	Kevin Willis	21	1424	17253	12.1
PAUL PIERCE	14	1025	22591	22.0	Jeff Malone	13	905	17231	19.0
TIM DUNCAN	15	1111	22558	20.3	Chris Webber	14	831	17182	20.7
Clyde Drexler	15	1086	22195	20.4	JASON KIDD	17	1315	17071	13.0
Gary Payton	17	1335	21813	16.3	GRANT HILL	17	997	17044	17.1
Larry Bird	13	897	21791	24.3	Bob Cousy	14	924	16960	18.4
Hal Greer	15	1122	21586	19.2	Buck Williams	17	1307	16784	12.8
VINCE CARTER	14	986	21135	21.4	Latrell Sprewell	13	913	16712	18.3
Walt Bellamy	14	1043	20941	20.1	STEVE NASH	16	1152	16649	14.5
Bob Pettit	11	792	20880	26.4	JASON TERRY	13	1022	16487	16.1
David Robinson	14	987	20790	21.1	Nate Archibald	13	876	16481	18.8
George Gervin	10	791	20708	26.2	Joe Dumars	14	1018	16401	16.1
Mitch Richmond	14	976	20497	21.0	James Worthy	12	926	16320	17.6
Tom Chambers	16	1107	20049	18.1	Stephon Marbury	12	846	16297	19.3
John Stockton	19	1504	19711	13.1	Paul Arizin	10	713	16266	22.8
Bernard King	14	874	19655	22.5	Randy Smith	12	976	16262	16.7
Clifford Robinson	18	1380	19591	14.2	JERRY STACKHOUSE	17	933	16227	17.4
Walter Davis	15	1033	19521	18.9	JUWAN HOWARD	18	1201	16138	13.4
Terry Cummings	18	1183	19460	16.4	Derek Harper	16	1199	16006	13.3
Bob Lanier	14	959	19248	20.1	Kiki Vandeweghe	13	810	15980	19.7
ANTAWN JAMISON	14	985	19246	19.5	Pete Maravich	10	658	15948	24.2
Eddie A. Johnson	17	1199	19202	16.0	CARMELO ANTHONY	9	646	15926	24.7
Gail Goodrich	14	1031	19181	18.6	Rasheed Wallace	15	1088	15860	14.6
LeBron James	9	689	19045	27.6	Jack Twyman	11	823	15840	19.2
Reggie Theus	13	1026	19015	18.5	SHAWN MARION	13	963	15821	16.4
Dale Ellis	17	1209	19004	15.7	Detlef Schrempf	16	1136	15761	13.9
Scottie Pippen	17	1178	18940	16.1	ELTON BRAND	13	860	15724	18.3
					Larry Nance	13	920	15687	17.1
					Jeff Hornacek	14	1077	15659	14.5
					Terry Porter	17	1274	15586	12.2
					Walt Frazier	13	825	15581	18.9
					Artis Gilmore	12	909	15579	17.1
					Dennis johnson	14	1100	15535	14.1

New York  
Olympic Tower  
645 Fifth Avenue  
New York, NY 10022  
Telephone: (212) 407-8000  
Fax: (212) 832-3861

**NBA CITY**  
6068 Universal Boulevard  
Orlando, FL 32819  
Telephone: (407) 363-5919  
Fax: (407) 370-3178

EUROPE

Italy  
Via Dogana 3  
20123, Milano, Italy  
TEL: .....011-39-02-8648-9361  
FAX: .....011-39-02-809-250

Spain  
pq. Empresarial 'La Finca'  
Edif. 15A, 28223.....Pozuelo de Alarcon  
Madrid, Spain  
TEL:.....011-34-911-115-800  
FAX:.....011-34-917-995-182

Turkey  
Tarakci Caddesi  
Bele Gerden Stesi No:8  
Zekeriya Sariyer  
Istanbul, Turkey  
TEL :.....011-90-530-772-7975

Nelson Mandela Square, 2nd Floor  
West Tower  
Maude Street, Sandton  
Johannesburg, South Africa  
TEL:.....011-27-11-881-5980  
FAX:.....011-27-0-867-26-6351

INDIA  
Parinee Crescenzo  
1st Floor, C38 & C39  
BCK, Mumbai 51  
Telephone: 011-91-22-330-40608

MEXICO  
Av. Santa Fe #94 A Tower 8th Floor  
Col. Zedec Santa Fe  
Mexico City, Mexico 01210  
Telephone: 011-52-55-88511146

CANADA  
50 Bay Street, Suite 1402  
Toronto, Ontario  
Canada M5J 3A5  
Telephone: 416-364-2030  
Fax: 416-364-0205

ASIA/PACIFIC  
Hong Kong  
3101, The Lee Gardens  
33 Hysan Avenue  
Causeway Bay, Hong Kong  
Telephone: 011-852-2843-9600  
Fax: 011-852-2536-4808

Taiwan  
Suite 1303, No. 88, Section 2,  
Chung Hsiao East Road  
Taipei, Taiwan ROC  
Telephone: 011-886-2-2358-1900  
Fax: 011-886-2-2358-1098

Korea  
41F Gangnam Finance Center  
737 Yeoksam-dong, Gangnam-gu  
Seoul Korea 135-984  
Telephone: 011-822-2008-4617  
Fax: 011-822-2008-4618

China-Beijing  
19th Floor, Office Tower 2,  
China Central Place,  
No. 79 Jianguo Road,  
Chaoyang District,  
Beijing 100025, China  
Telephone: 011-86-10-5200-8200  
Fax: 011-86-10-5200-8202

China-Shanghai  
Unit 2703-08, 27/F,  
Tower, 2, Plaza 66  
1366 Nanjing West Road  
Shanghai 200040, China  
Telephone: 011-86-21-6137-2200  
Fax: 011-86-21-6288-9920

## D-League Information



### NBADL Office

645 5th Avenue, 18th Floor  
New York, NY 10022  
212-407-8700

### NBA D-LEAGUE TEAM OFFICES

**Austin Toros**  
12885 N. Highway 183, Suite 207; Austin, TX 78750  
Tel: (512) 236-8333; Fax: (512) 236-8444  
Arena: Cedar Park Center  
Media Relations Contact: Perri Travillion (ptravillion@austintoros.com)  
NBA Affiliation: San Antonio

**Bakersfield Jam**  
1400 Norris Road; Bakersfield, CA 93308  
Tel: (661) 615-6550; Fax: (661) 615-6555  
Arena: Dignity Health Events Center  
Media Relations Contact: William Aquije (william@bakersfieldjam.com)  
NBA Affiliations: Atlanta, Los Angeles Clippers, Phoenix, Toronto

**Canton Charge**  
1101 Market Avenue North; Canton, OH 44702  
Tel: (330) 489-1701; Fax: (330) 489-1703  
Arena: Canton Memorial Civic Center  
Media Relations Contact: Sean Wyatt (swyatt@cantoncharge.com)  
NBA Affiliation: Cleveland

**Erie BayHawks**  
110 East 8th Street; Erie, PA 16501  
Tel: (814) 790-5600; Fax: (814) 790-5608  
Arena: Tullio Arena  
Media Relations Contact: Matt Bresee (matt.bresee@nbaerie.com)  
NBA Affiliation: New York

**Fort Wayne Mad Ants**  
1910 St. Joe Center Rd, Suite 61; Fort Wayne, IN 46825  
Tel: (260) 469-4667; Fax: (260) 469-4674  
Arena: Allen County War Memorial Coliseum  
Media Relations Contact: Audrey Siebrase (audrey@fortwaynehoops.com)  
NBA Affiliations: Charlotte, Detroit, Indiana, Milwaukee

**Idaho Stampede**  
233 South Capitol Blvd., Suite 100; Boise, ID 83702  
Tel: (208) 388-4667; Fax: (208) 388-3845  
Arena: CenturyLink Arena  
Media Relations Contact: Travis Tate (travis@idahostampede.com)  
NBA Affiliations: Portland

**Iowa Energy**  
730 3rd Street; Des Moines, Iowa 50309  
Tel: (515) 564-8550; Fax: (515) 564-8551  
Arena: Wells Fargo Arena  
Media Relations Contacts: Randi Burrell (rburrell@iowanba.com)  
NBA Affiliations: Chicago, Denver, New Orleans, Washington

**Los Angeles D-Fenders**  
555 North Nash Street; El Segundo, CA 90245  
Tel: (310) 426-6000; Fax: (310) 426-6031  
Arena: Toyota Sports Center  
Media Relations Contacts: Daniel Ramirez (dramirez@d-fenders.com)  
NBA Affiliation: Los Angeles Lakers

**Maine Red Claws**  
413 Congress Street; Portland, ME 04101  
Tel: 207-210-6655; Fax: 207-210-6659  
Arena: Portland Exposition Building  
Media Relations Contact: Jana Spaulding (jspaulding@maineredclaws.com)  
NBA Affiliations: Boston

**Reno Bighorns**  
9393 Gateway Drive, Suite BH; Reno, NV 89511  
Tel: (775) 284-2622; Fax: (775) 853-1601  
Arena: Reno Events Center  
Media Relations Contact: Allison Beck (abeck@renobighorns.com)  
NBA Affiliations: Memphis, Sacramento, Utah

**Rio Grande Valley Vipers**  
4500 North 10th Street, Suite 315; McAllen, TX 78504  
Tel: (956) 972-1144; Fax: (956) 972-1150  
Arena: State Farm Arena  
Media Relations Contact: Rebecca Sweat (rsweat@rgvipers.com)  
NBA Affiliation: Houston


**Santa Cruz Warriors**  
903 Pacific Avenue, Suite 101; Santa Cruz, CA 95060  
Tel: (831) 466-3200; Fax: 831-466-3201  
Arena: Kaiser Permanente Arena  
Media Relations Contact: Matt De Nasnera (mdenasnera@santacruzbasketball.com)  
NBA Affiliations: Golden State

**Sioux Falls Skyforce**  
2131 South Minnesota Ave; Sioux Falls, SD 57105  
Tel: (605) 332-0605; Fax: (605) 332-2305  
Arena: Sioux Falls Arena  
Media Relations Contact: Brett Hansen (brett@skyforceonline.com)  
NBA Affiliations: Miami, Minnesota, Orlando, Philadelphia

**Springfield Armor**  
1 Monarch Place, Suite 220; Springfield, MA 01144  
Tel: (413) 746-3263; Fax: (413) 746-3262  
Arena: MassMutual Center  
Media Relations Contact: Eli Pearlstein (epearlstein@armorhoops.com)  
NBA Affiliation: New Jersey

**Texas Legends**  
2601 Avenue of the Stars, Suite 300; Frisco, TX 75215  
Tel: (214) 469-0822; Fax: (214) 469-0823  
Arena: Dr. Pepper Arena  
Media Relations Contact: Kyle Judkins (kjudkins@texlegends.com)  
NBA Affiliation: Dallas

**Tulsa 66ers**  
10425 South 82nd East Avenue, Suite 105, Tulsa, OK 74133  
Tel: (918) 585-8444; Fax: (918) 398-6930  
Arena: SpiritBank Event Center  
Media Relations Contact: Ben Coldagelli (bcoldagelli@tulsa66ers.com)  
NBA Affiliation: Oklahoma City



# MISCELLANEOUS



## NEW ORLEANS ARENA



A center stage for all forms of entertainment, the New Orleans Arena is home to the Hornets and is the setting for some of the music industry's top performers and acts. The 13-year-old arena (opened October 29, 1999) stands tall in the colorful mix of downtown New Orleans, and is connected by two pedestrian ramps to the magnificent Louisiana Superdome.

Built for \$112 million, the facility is managed by SMG, which provides facility services to 189 venues worldwide. With a seating capacity of 18,500 (17,188 for Hornets games), the Arena contains 56 executive suites, Hub Club super suite including 140 seats, and 2,800 club seats, maintaining and providing personal amenities specific to each suite. The Arena provides facilities at various locations for the convenience of its patrons: 24 permanent stands for food and beverage, three permanent stands for merchandise, 18 women's restrooms and 14 men's restrooms on public concourses and a 5,000-car Superdome garage adjacent to the Arena. All seating and access are in compliance with ADA regulations.

### LOCATION

Address: 1500 Girod St.; New Orleans, LA 70113

The Arena is located downtown, at the foot of a ramp from Interstate 10, the Mississippi River Bridge approach and the Pontchartrain Expressway; connected by two pedestrian ramps to the Louisiana Superdome.

### HOME TEAMS

New Orleans Hornets (National Basketball Association), Tulane University (Conference USA Basketball), Nokia Sugar Bowl Basketball Tournament. The seating capacity for basketball is 18,500 (17,188 for Hornets) and for concerts, the seating capacity is 17,000.

### MANAGEMENT

Headquartered in Philadelphia, SMG provides facility services to 189 venues in 41 states, Puerto Rico, Canada and Europe, controls over 1.92 million entertainment seats worldwide, and manages over nine million square feet of exhibit space.

For additional company information, visit [www.smgworld.com](http://www.smgworld.com)

### EXECUTIVE SUITES

The Arena has 56 executive suites; 16 have 18 theatre-style seats; all others have 12 theatre-style seats. Other amenities include a private concourse, refrigerators, wet bar, television sets with in-house TV and cable channels, access and membership to two club level lounges and preferred parking.

The super suite remains one of the Arena's unique attributes. Sponsored by Hub International, it is named The Hub Club, this super suite offers the convenience, comfort, and service of a private suite for the individual who wants the suite experience. The Hub Club includes 140 seats and is newly furnished with the same carpeting, tables, chairs and TV monitors.

### CLUB SEATS

The Arena has 2,800 club seats, all located in the middle sections of the lower bowl; 1,400 each side of the arena floor. All have oversized, cushioned seats with cup holders. Excellent access is provided to Club lounges (one on each side). Club seat holders have options for all Arena events.

### CAPITAL ONE CLUB

Accessed from the East Lobby on LaRouge Street, the Capital One Club offers a lounge area, dining facilities, a patio area and a unique view of the team as it heads onto the court. The lounge is open exclusively to courtside season ticket holders through the beginning of the fourth quarter. The Capital One Club opens to the public for the fourth quarter and for post-game cocktails and mingling.

### SCOREBOARDS, INFORMATION SYSTEM

The Arena has a four-sided center-hung scoreboard with four 10mm Daktronics ProStar Video boards, two 360-degree LED Daktronics ProAd rings, SacoVision video screens, auxiliary scoreboards and message boards throughout the main arena, a 360-degree LED board, two SacoVision hustle boards located in each end zone and monitors throughout the concourses, suites and private dining areas.

### PRESS FACILITIES

Media facilities include courtside seating, a working press area, an interview area and dining area provisions for uplink to satellite vans and state-of-the-art TV broadcast facilities.

### LOCKER ROOMS

Along with the Hornets locker room and visiting NBA locker room, the Arena is equipped with three additional locker rooms along with six dressing rooms and three production offices.

### CONCESSIONS STANDS

The Arena has 24 permanent concession stands plus numerous other portable units for the sale of food, beverages and souvenir items. The Arena has made efforts in recent seasons to offer more healthy eating options for fans.

### BOX OFFICE


The Arena has full box office services, with 16 ticket windows at the main entrance on the Northwest corner of facility plus six additional windows on the East end of the building. The box office phone number is (504) 587-3822.

### ARENA FLOOR

The Arena floor has 24,650 sq. ft. of column-free space; 290 ft. long by 85 ft. wide, with removable seating units in both end zones.

## MISCELLANEOUS

### ALARIO CENTER



**Location:** 2000 Segnette Boulevard, Westwego, LA 70094

**Telephone:** (504) 349-5525

**Press Facilities:** A complete press area with phone access is available for all Hornets functions

The John A. Alario Sr. Event Center at the Bayou Segnette Sports Complex is a multipurpose facility located on the Westbank of Jefferson Parish in Westwego, La. The Alario Center is designed to host athletic events, trade shows, concerts, graduations and other events and has served as the Hornets' practice facility every season the team has been in New Orleans. With the recent completion of the new Hall C expansion, the Center now can offer basketball tournaments up to six hardwood courts under one roof. The Alario Center can also accommodate nearly 3,000 theater-style seats or two hundred 10x10 trade show booths. The new addition increased the size of the facility from 77,000-square feet to 107,000-square feet. The Alario Center also has three 1,500-square foot meeting rooms and a boardroom. The Bayou Segnette Sports Complex grounds are ideal for hosting festivals and outdoor events. The final component of the Bayou Segnette Sports Complex is Segnette Field, a state-of-the-art baseball stadium, which opened in May of 2002. For more information on the Bayou Segnette Sports Complex, please visit [www.alariocenter.com](http://www.alariocenter.com).

The Alario Center also served as the Hornets' 2008, 2010 and 2011 training camp headquarters. The Hornets' basketball operations offices are also housed in the Hall C expansion facility.

### COMMUNITY INVESTMENT

The Hornets are committed to building a legacy in our community with vision, integrity and passion. We are focused on enriching the communities in the Gulf South Region through initiatives in Education, Health and Wellness and Environmental Responsibility. The Hornets believe in creating fun, exciting memories that will last a lifetime and will positively impact the lives of individuals in our community.

#### EDUCATION

Education is an important factor in the personal and economic development of our community and plays a key role in the lives and well-being of our youth and adults. The Hornets focus on initiatives that encourage and reward our youth for academic, behavioral and leadership achievements.

#### MATHMOBILE

The New Orleans Hornets Mathmobile, presented by Chevron is an oversized interactive motor coach bus that travels the state of Louisiana distributing free math and science books to students of all ages at schools and community events. The Mathmobile features iPads with build in applications that focus on targeted math skills to help promote math literacy and education through a fun, interactive learning environment.

#### BOOKMOBILE

The New Orleans Hornets Bookmobile presented by Shell is an exciting library-on-wheels that distributes free books to students at local schools and community events in the New Orleans metropolitan area. The Bookmobile visits students in pre-kindergarten through eighth grade to stress the importance of literacy and education.

#### MVP PROGRAM

The Chevron MVP (Most Valuable Pupil) Program is a year-long initiative that rewards fifth - eighth-grade students in the New Orleans Recovery School District, Orleans Parish Public, and KIPP charter schools for reaching GPA and

behavioral benchmarks. While rewarding students during the first and second quarters of their school year, MVPs are then provided with over \$10,000 in scholarships for participating in an essay and art contest. The program culminates on with a field trip to the Hornets game making the New Orleans arena the "Largest classroom in Louisiana," in which MVP students each receive a ticket, lunch, transportation to the game, a Hornets "MVP" T-shirt, a Hornets drawstring bag with a workbook including basketball related educational material and in-arena recognition throughout the game and face time with Hornets players.

#### EMERGE

Emerge is a Salvation Army program in partnership with Richard's Disposal and the New Orleans Hornets. Focused on incentivizing school attendance, 6th, 7th and 8th grade students in the Recovery School District receive monthly rewards to stay in school and achieve perfect attendance. The Emerge Program reaches over 2,000 students and since the program's inception, average monthly attendance has increased by 14%, and the total percentage of students with perfect attendance by the end of the school year has more than doubled compared to prior years. During the holiday season, Rouses Supermarkets join in to supports the Emerge program by providing Thanksgiving dinners to qualified students and their families.

#### MATHLETES

The Mathletes Program rewards over 10,000 ninth- 12th grade students in St Tammany Parish for academic achievements in mathematics. The program encourages students to improve and focus on the importance of math and the impact successful studies can have on their lives and future careers. Qualifying students receive quarterly incentives for increasing their math GPA such as a Hornets hat and all Mathletes earn a trip to the Mathletes Field Day in which students receive tickets to a game, Lunch, Hornets T-shirt, Hornets Backpack, live recognition during the game courtesy of Chevron. Chevron also provides \$4,000 to the winning Robotics or Mu Alpha Theta Clubs as part of a grant writing contest to encourage math focused programs.

## MISCELLANEOUS

### CHEVRON REPORT CARD THEME NIGHT

Over 300 students from alternative schools in the New Orleans area will be given tickets for them and their families as a reward for academic achievement.

### READ TO ACHIEVE

The Hornets focus on several reading initiatives to encourage literacy throughout the Gulf South Region.

The Bart's Bees or Better program, ACME Reading Time-Outs and our Shell Reading Assemblies were created to inspire fun reading environments with memorable Hornets experiences for elementary school students.

The Bart's Bees or Better program recognizes students with a B average (or better). The Hornets, in partnership with Morris Bart, award qualifying students with tickets to Hornets games with live recognition, backpacks and pencils for their scholastic achievements.

The Hornets also partner with ACME Truckline to host personal reading sessions "Reading Time-outs" for local elementary schools. Hornets' players and personalities, local college student-athletes and other community leaders join in the efforts for students to engage in a storytime with a different point-of-view. These reading Timeouts are an example to the students that the Hornets and NBA players think that education and reading are important and they should also.

### YOUTH LEADERSHIP ACADEMY

The Hornets Youth Leadership Academy, presented by Royal Engineers & Consultants, offers an interactive forum for education and discussion for 9th - 12th graders. This week-long summer program is designed to equip maturing students with skills to become ambitious young leaders in their homes, schools and communities. The 75 academy participants receive guidance from experts on subjects relevant to their generation including career choices, social interaction, nutrition and etiquette for an entire school year with various community touch points in job shadowing, campus touring and volunteer efforts.

### HEALTH AND WELLNESS

The Hornets Youth Leadership Academy, presented by Royal Engineers & Consultants, offers an interactive forum for education and discussion for 9th - 12th graders. This week-long summer program is designed to equip maturing students with skills to become ambitious young leaders in their homes,

schools and communities. The 75 academy participants receive guidance from experts on subjects relevant to their generation including career choices, social interaction, nutrition and etiquette for an entire school year with various community touch points in job shadowing, campus touring and volunteer efforts.

### BEE-FIT

The New Orleans Hornets have teamed up with Ochsner and Blue Cross and Blue Shield of Louisiana to teach physical fitness, prevent childhood obesity and educate students on the importance of healthy lifestyle habits through the "Bee-Fit" program. For the third-straight year, the program will reach all 56 elementary schools in Jefferson Parish and more than 31,000 students in kindergarten through fifth grade. The Hornets staff brings a fun rotation of kid-friendly activities to each participating site throughout the year. Students can dance with the honeybees, race on stationary bikes and learn precision basketball skills amongst the 10 creative stations within a field day. Students will also participate in physical fitness programs throughout the entire school year with their gym teachers tracking their results on a "fitness report card". Results will be tracked through Fitnessgram, a fitness assessment software program, that will allow each individual student's fitness capabilities to be monitored and exercise programs to be customized and suggested when needed. Each student who participates in the program will receive a free ticket to a Hornets home game.

### ENVIRONMENTAL RESPONSIBILITY

The Hornets are committed to increasing awareness of factors vital to our environment and community with a focus on energy efficiency, costal restoration and beautification initiatives.

### PLANET REBOUND


The Hornets Planet Rebound presented by Entergy is an initiative that was created to help encourage and educate local businesses and individuals on the importance of being environmentally responsible. Planet Rebound focuses on three eco-friendly platforms including energy efficiency, community beautification and preserving coastal wetlands. The program consists of community service projects for each platform including landscaping and house building, planting cypress trees on the shore of Lake Pontchartrain and replacing and installing energy efficient light bulbs in homes around the New Orleans area.

## NBA CARES



NBA Cares is the league's global social responsibility program that builds on the NBA's mission to address important social issues in the United States and around the world. Through this program, the NBA, its teams and players have donated than \$200 million to charity, completed more than 1.9 million hours of hands-on community service, and created more than 720 places where kids and families can live, learn, or play, in 23 countries and territories on five continents. NBA Cares works with internationally recognized youth-serving programs that support education, youth and family development, and health-related causes, including: KaBOOM!, Special Olympics, Boys and Girls Clubs of America, UNICEF, the Make-A-Wish Foundation, and the Global Business Coalition on HIV/AIDS, Malaria and Tuberculosis.

## HISTORY OF THE NBA IN LOUISIANA



PETE MARAVICH

The NBA first came to New Orleans in 1974 with the Jazz joining as the league's 18th team. The franchise made an immediate impact by acquiring LSU standout Pete Maravich, who would go on to three All-Star appearances, two All-NBA First Team selections and a scoring title in his five seasons with the club. 'Pistol' Pete's impact on New Orleans basketball was so great that his #7 jersey was retired by the Superdome in 1988 and later by the Hornets in 2002, although he never played for the franchise.

Though the Jazz left the Crescent City following the 1978-79 season, the NBA reappeared in New Orleans during the 1984-85 season, when the Atlanta Hawks played 12 'home' games at the University of New Orleans Lakefront Arena, which included the Celtics' Larry Bird scoring a career-high 60 points on March 12, 1985.

The NBA returned to Louisiana on a full-time basis in 2002 when the Hornets franchise relocated to New Orleans and promptly made the playoffs with a winning record in their inaugural campaign. After spending two seasons in Oklahoma City following the devastation of Hurricane Katrina, the Hornets returned to New Orleans and immediately rejuvenated the city and its fans with a franchise-best 56 wins, the first-ever division title and a playoff run that came within a game of the Western Conference Finals. The 2008 season also brought the NBA All-Star Game to the city, marking the first major professional sporting event held since Katrina, which featured franchise stalwarts Chris Paul and David West playing for the Western Conference squad that was also coached by the Hornets' own Byron Scott. In all, the Hornets have made the playoffs in five of the eight seasons they have played in New Orleans full-time.

The city and surrounding region has been known as a hotbed of NBA talent, with Hall-of-Famer Clyde Drexler and ex-NBA champion and current Brooklyn Nets head coach Avery Johnson being born in Orleans. Louisiana as a whole has a proud history of producing talent as well with Hall of Fame members Bill Russell (Monroe), Karl Malone (Summerfield), Elvin Hayes (Rayville), Willis Reed (Hico), Bob Pettit (Baton Rouge), Robert Parish and Joe Dumars (Shreveport) were born in the state.

The NBA's future in New Orleans is promising as well, with Commissioner David Stern awarding the city its second All-Star game in 2014, in conjunction with local businessman and New Orleans Saints owner Tom Benson buying the team last June and securing its future in NOLA by way of a lease extension with the state.



WILLIS REED (left) DAVE COWENS (right)



KARL MALONE



CLYDE DREXLER

## Honeybees

The Honeybees dance squad brings excitement to Hornets games by performing innovative dance routines to a variety of music and play a major role in the Hornets overall game entertainment.

Away from the court, the Honeybees are active in the community by making appearances throughout the year. In past seasons, the Honeybees have represented the Hornets and New Orleans on an international stage by traveling and performing in China, Turkey, Germany and Spain. Members of the squad also performed for and interacted with active military stationed at Camp Bondsteel in Kosovo, bringing some excitement from home to our country's service men and women.

The Honeybees were the featured dancers at the 2008 NBA All-Star Game and were invited to perform in France to promote the 2008 NBA Europe Live tour. This season, the Honeybees will host Junior Honeybee dance clinics throughout the season for young girls interested in performing on the Hornets hardwood.

High-energy routines, a glamorous look and a unique brand of audience interaction make the Honeybees an excellent addition to any special event. For more information on booking a Honeybee appearance or Honey Gram during a home game, please visit [Hornets.com](http://Hornets.com) or contact Ashley Deaton at (504) 593-4840 or [Honeybees@hornets.com](mailto:Honeybees@hornets.com).



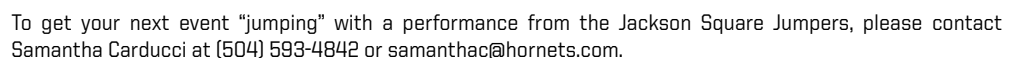
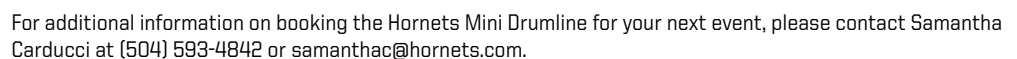
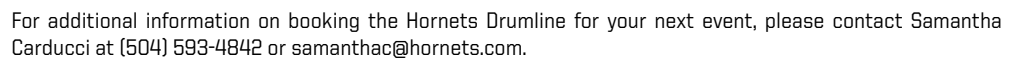
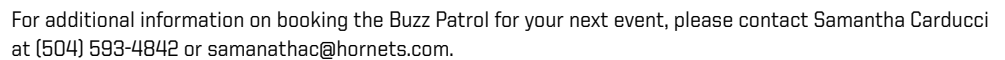
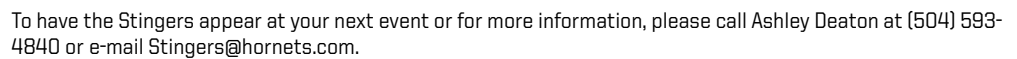
For 24 years, Hugo the Hornet has delighted fans with his daring acrobatics and innovative comic routines to become one of the most beloved and recognizable mascots in the NBA.

Hugo is known to entertain fans with any one of his three identities. As Hugo the Hornet, he is a crowd-favorite and interacts with fans both young and old. As Air Hugo, an inflated version of the mascot, he amuses the Hornet faithful with his unique style of dancing. And as Super Hugo, he amazes the crowd with gravity-defying dunks such as the "Flip Dunk," the "Helmet Dunk" and the famous "Bug on the Windshield Dunk," which helped him become a three-time NBA Mascot Slam Dunk Champion.

While Hugo is found at all Hornets home games during the season, he also makes more than 200 appearances every year for charities, fundraisers and other special events. The lovable bug also spends a great deal of his spare time visiting hospitals, schools and nursing homes.

In June, Hugo traveled to Indonesia to participate in NBA Madness where he interacted with local NBA fans, showed off his dunking skills as Super Hugo and even rode an elephant! Hugo was also a hit in Europe as he traveled to the Hornets' 2009-2010 preseason games in Germany and Spain. He has also been invited to perform for games and events hosted in China by NBA China. Hugo has performed at multiple NBA All-Star Games and was invited to travel to Korea for the league's 2008 NBA Madness event. He has also made appearances at numerous player charity events, MTV Rock-N-Jock Basketball Jams and has traveled the world to perform in countries such as Costa Rica, France, the Netherlands, Italy, Argentina and Australia.

Invite Hugo to buzz by your next special event. Whether it's community, business, sports or any other occasion, nothing puts a little sting in your event like an appearance by Hugo. For more information, please visit [Hornets.com](http://Hornets.com) or call Justin Bailey at (504) 593-4838.



# NOTES