

SAN ANTONIO SPURS

2019-20 MEDIA GUIDE

SPURS SPORTS
AND ENTERTAINMENT



INTEGRITY • SUCCESS • CARING



Spurs Players	5-59	Spurs 2018-19 Regular Season Notes	104-05
2019-20 Roster	7	2018-19 NBA Standings	106
LaMarcus Aldridge	8-13	2018-19 NBA Honor Roll	107
Marco Belinelli	14-17	2018-19 NBA Regular Season Leaders	108
DeMarre Carroll	18-20	2018-19 NBA Team Statistics	109
DeMar DeRozan	21-26	Spurs 2019 Playoff Stats	110
Drew Eubanks	27	Spurs 2019 Playoff High Games	111
Bryn Forbes	28-29	Spurs 2019 Playoff Highs and Lows	112
Rudy Gay	30-34	2019 NBA Playoff Leaders	113
Keldon Johnson	35		
Trey Lyles	36-37	Spurs History	115-153
Chimezie Metu	38	Spurs Won-Loss Record By Year	116
Patty Mills	39-43	All-Time Spurs Coaches	117
Dejounte Murray	44-45	Spurs All-Time Attendance	117
Jakob Poeltl	46-47	Spurs All-Time Regular Season Leaders	118-19
Luka Samanic	48	Spurs Leaders By Year	120-21
Lonnie Walker IV	49-50	Spurs Regular Season Top Games	122
Quinnndary Weatherspoon	51	Spurs Single Season Highs/Rookie Highs	123
Derrick White	52-53	Spurs NBA Honor Roll	124-26
Training Camp Invitees	54-55	Spurs Among League Leaders	127-29
International Players	56-59	Spurs All-Time Draft History	130-31
		Key Dates in Spurs History	132-34
Spurs Sports & Entertainment	60-96	Spurs All-Time Transactions	135-43
SS&E Directory	62-64	Spurs All-Time Playoff Leaders	144-45
Spurs Ownership Group	66	Spurs All-Time Playoff Results	146-54
Peter J. Holt	67		
RC Buford	68	ABA History	155-165
Gregg Popovich	69		
Assistant Coaches	70-71	Spurs Year-by-Year Recaps	166-249
Basketball Ops Front Office	72-74		
Spurs Basketball Staff	75-78	Former Spurs Statistics	250-298
Silver & Black Give Back	79		
Executives	80-86	Spurs Franchise Records	300-312
Spurs Broadcasting	87-88		
Coyote	89	The NBA	313-357
Austin Spurs	90-93	NBA Offices	314
San Antonio Rampage	94	NBA G League	315-17
San Antonio FC	95	All-Time NBA Leaders	318-19
AT&T Center	96	Active NBA Leaders	320-21
		All-Time NBA Playoff Leaders	322-23
2018-19 Season in Review	97-113	Active NBA Playoff Leaders	324-25
Spurs 2018-19 Regular Season Statistics	98	NBA Coaches Records	326
Spurs 2018-19 High Games	99	Spurs vs. NBA Teams	327-55
Spurs 2018-19 Game-by-Game	100	Spurs Media Outlets	356
Spurs 2018-19 Misc. Statistics/Injuries	101		
Spurs 2018-19 Individual Highs and Lows	102	Spurs Season Schedule	358-359
Spurs 2018-19 Team Highs and Lows	103		

The 2019-20 San Antonio Spurs media guide was written and edited by Kris Davis, Jordan Howenstine and Heather Ward. Photography by Reggie Thomas, Logan Riely and NBA Photos. A special thanks to Elias Sports Bureau for their assistance.

The information in this publication was compiled by the San Antonio Spurs and is provided as a courtesy to our fans and the media and may be used only for personal and editorial purposes. Any commercial use of this information is prohibited without the prior written consent of the San Antonio Spurs. All NBA and team insignia depicted in this guide are the property of NBA Properties, Inc. and the respective teams and may not be reproduced for commercial purposes without the prior written consent of NBA Properties, Inc.

© Copyright 2019 San Antonio Spurs.





Florida
Blue

	REB	AST	PTS
SPURS	33	27	4
HEAT	3	3	1
ADST	15	15	15

GAME RECAP

TOTAL REB

SPURS PLAYERS



No.	Player	Pos.	Ht.	Wt.	DOB	Prior to NBA/Home Country	Yrs
12	LaMarcus Aldridge	F	6-11	265	07/19/85	Texas/USA	13
18	Marco Belinelli	G	6-5	225	03/25/86	Fortitudo Bologna/Italy	12
77	DeMarre Carroll	F	6-8	215	07/27/86	Missouri/USA	10
10	DeMar DeRozan	G	6-7	220	08/07/89	USC/USA	10
14	Drew Eubanks*	F	6-10	245	02/01/97	Oregon State/USA	1
11	Bryn Forbes	G	6-3	195	07/23/93	Michigan State/USA	3
22	Rudy Gay	F	6-8	240	08/17/86	Connecticut/USA	13
34	Daulton Hommes	F	6-8	215	07/04/96	Point Loma Nazarene/USA	R
3	Keldon Johnson	G/F	6-6	210	10/11/99	Kentucky/USA	R
17	Dedric Lawson	F	6-9	230	10/01/97	Kansas/USA	R
41	Trey Lyles	F	6-10	235	11/05/95	Kentucky/USA	4
7	Chimezie Metu	F	6-10	225	03/22/97	USC/Nigeria	1
8	Patty Mills	G	6-0	180	08/11/88	St. Mary's (CA)/Australia	10
5	Dejounte Murray	G	6-5	175	09/19/96	Washington/USA	2
25	Jakob Poeltl	C	7-0	240	10/15/95	Utah/Austria	3
19	Luka Samanic	F	6-10	225	01/09/00	KK Olimpija/Croatia	R
1	Lonnie Walker IV	G	6-5	205	12/14/98	Miami/USA	1
15	Quinnndary Weatherspoon*	G	6-4	205	09/10/96	Mississippi State/USA	R
4	Derrick White	G	6-4	195	07/02/94	Colorado/USA	2

*Two-way Contract

Head Coach: Gregg Popovich (Air Force Academy)

Assistant Coaches: Becky Hammon (Colorado State) Chip Engelland (Duke)
Will Hardy (Williams College) Mitch Johnson (Stanford)
Tim Duncan (Wake Forest)

Head Athletic Trainer: Will Sevensing (Wisconsin-La Crosse)

HOW THE SPURS ROSTER WAS BUILT

THE NBA DRAFT

Dejounte Murray	First round pick in 2016 NBA Draft, 29th overall selection
Derrick White	First round pick in 2017 NBA Draft, 29th overall selection
Lonnie Walker IV	First round pick in 2018 NBA Draft, 18th overall selection
Chimezie Metu	Second round pick in 2018 NBA Draft, 49th overall selection
Luka Samanic	First round pick in 2019 NBA Draft, 19th overall selection
Keldon Johnson	First round pick in 2019 NBA Draft, 29th overall selection
Quinnndary Weatherspoon	Second round pick in 2019 NBA Draft, 49th overall selection

FREE AGENTS

Patty Mills	Signed on 3/27/12	Trey Lyles	Signed 7/12/19
LaMarcus Aldridge	Signed on 7/9/15	Daulton Hommes	Signed 9/30/19
Bryn Forbes	Signed on 7/14/16	Dedric Lawson	Signed 9/30/19
Rudy Gay	Signed on 7/6/17		
Marco Belinelli	Signed on 7/20/18		
Drew Eubanks	Signed 9/24/18		

TRADES

DeMar DeRozan	Obtained DeMar DeRozan, Jakob Poeltl and a protected 2019 first round pick in exchange for Kawhi Leonard and Danny Green (7/18/18)
Jakob Poeltl	Obtained DeMar DeRozan, Jakob Poeltl and a protected 2019 first round pick in exchange for Kawhi Leonard and Danny Green (7/18/18)
DeMarre Carroll	Obtained DeMarre Carroll in exchange for Davis Bertans to Washington, and the draft rights to Aaron White to Brooklyn (7/11/19)



LAMARCUS ALDRIDGE

HEIGHT 6-11 | WEIGHT 260 | SEASON 14th
BIRTHDATE 07/19/85 | BIRTHPLACE Dallas, TX
HIGH SCHOOL Seagoville (Dallas, TX) | COLLEGE Texas

FORWARD
12

SIGNED WITH THE SPURS ON 7/9/15

CAREER NOTES: In his 14th NBA season, his fifth with the Spurs ... a five-time All-NBA performer, named to the Second Team in 2015 and 2018, and the Third Team in 2011, 2014 and 2016 ... one of just nine players in the league to be named to an All-NBA team at least five times since 2011, along with Stephen Curry, Kevin Durant, Paul George, Blake Griffin, James Harden, LeBron James, Chris Paul and Russell Westbrook ... a seven-time NBA All-Star (2012-16, 2018-19) ... named to the NBA All-Rookie First Team in 2007 ... since entering the NBA in 2006, he is the only player with 18,000-plus points and 7,500-plus rebounds ... one of just two players (LeBron James) to score 1,000 points or more in each of the last 12 seasons ... stands as the NBA's all-time leading scorer born in the state of Texas after scoring 33 points at Indiana on 11/23/18 to surpass Chris Bosh ... has been named Western Conference Player of the Month once and NBA Player of the Week on 10 occasions ... in his NBA career has appeared in 950 games, averaging 19.6 points, 8.4 rebounds, 2.0 assists and 1.08 blocks in 34.5 minutes ... shooting .491 from the field and .810 from the foul line ... has seen action in 72 playoff games, averaging 20.8 points, 8.5 rebounds, 1.7 assists and 1.39 blocks in 37.1 minutes ... spent his first nine seasons with the Portland Trail Blazers ... originally drafted by the Chicago Bulls with the 2nd overall pick in the 2006 NBA Draft, before being dealt to Portland on draft night ... played two seasons at the University of Texas at Austin (2004-06), where he was named to the All-Big 12 First Team and was Big 12 Defensive Player of the Year in 2006.

CAREER TRANSACTIONS: Selected by the Chicago Bulls in the first round (2nd overall pick) of the 2006 NBA Draft ... acquired by the Portland Trail Blazers from the Bulls with a future second-round draft pick for Viktor Khryapa and the draft rights to Tyrus Thomas (fourth pick overall) on June 28, 2006 ... signed by the Spurs (7/9/15) ... re-signed with the Spurs (10/16/18).

2018-19 (San Antonio): Named to his seventh career NBA All-Star Team, making him one of only six players to be selected to seven of the last eight NBA All-Star Games ... started in and played 81-of-82 games, averaging a team-best 21.2 points and 9.2 boards ... ranked 20th in the NBA in scoring, 18th in rebounding and 18th in blocked shots ... shot at a .519 clip from the field, which set a new career-best percentage in his 13th NBA season ... his 107 total blocks set a new career high for a single season ... led the team in points 34 times, rebounds 49 times and blocks 45 times ... notched double digits in 76-of-81 appearances, 20-plus points 47 times, 30-plus 10 times and 40-plus on 2 occasions ... poured in 56 points to set a new career high on 1/10 vs. Oklahoma City, becoming the second-oldest player in NBA history to record 56-or-more points (Kobe Bryant) ... opened the season with a 21-point, 19-rebound performance against Minnesota on 10/17, becoming the first player in Spurs history to record 21-or-more points and 19-or-more rebounds in a season opener ... claimed 32 double-doubles on the year ... became the highest-scoring player born in the state of Texas in NBA history, after scoring 33 points at Indiana on 11/23, surpassing Chris Bosh ... recorded 15-or-more rebounds nine times this season in 81 games played after notching five such games over 221 games in his first three seasons with San Antonio ... brought down 10-or-more rebounds in 35 games ... rejected a season-high 5 blocked shots at Houston on 3/22 ... started all seven playoff games, recording four double-double performances, while averaging a team-best 9.6 rebounds to go along with 20.0 points, 2.7 assists and 1.00 blocks in 34.9 minutes ... scored 15-or-more points and 8-or-more rebounds in all seven games ... matched his career playoff high with 5 assists in Game 3 and Game 6 against Denver.

2017-18 (San Antonio): Named to the All-NBA Second Team ... was selected to his sixth All-Star game ... started in each of his 75 appearances, averaging a team-best 23.1 points, 8.5 rebounds, 2.0 assists and 1.20 blocks in 33.4 minutes ... shot .510 (687-1,347) from the field and .837 (334-399) from the foul line ... ranked ninth in the NBA in scoring, 17th in rebounding and 18th in blocks ... scored in double figures in all but two games ... scored 20-plus points in 51 games, 30-or-more 17 times and 40-plus on two occasions ... only the fifth Spur in the last 20 years to record a 40-plus point game ... led the team in scoring 59 times, in rebounds on 35 occasions and in blocks 30 times ... became the fifth Spur in franchise history along with Kawhi Leonard, Tim Duncan, David Robinson and George Gervin to lead the team in points at least 50 times in a season ... one of just five players in franchise history to finish a season with 1,700-plus points and 600-or-more rebounds joining Larry Kenon, Terry Cummings, David Robinson and Tim Duncan ... posted 27 double-doubles ... named Western Conference Player of the Week for games played Monday, March 19, through Sunday, March 25 ... averaged 34.8 points, 9.3 rebounds, 2.3 assists and 2.00 blocks in 34.8 minutes for the week, while shooting .596 (56-94) from the field and .867 (26-30) from the foul line ... over the five games played between 3/17 and 3/25, combined to score 178 points, the most points Aldridge has recorded over a five-game stretch in his career ... recorded a career-high 45 points (19-28 FG, 1-1 3FG, 6-8 FT), including 28 in the first half, while adding 9 rebounds, 3 blocks and 2 assists vs. Utah on 3/23 ... with his second 40-plus point game of the season Aldridge became the first Spur with multiple 40-or-more point games in a single season since Tony Parker had two in 2008-09 ... finished with 41 points (17-24 FG, 3-3 3FG, 4-4 FT) to go along with 6 rebounds vs. Memphis on 11/29 ... recorded a double-double with a game-high 39 points (14-22 FG, 11-12 FT), 10 rebounds, 2 assists and 2 blocks vs. Minnesota on 3/17 ... scored a game-high 38 points (13-23 FG, 12-14 FT) to go along with 5 rebounds and 3 assists at Denver on 2/23 ... finished with a team-high 30 points (11-20 FG, 8-11 FT) along with a season-high 17 rebounds and 4 assists at Golden State on 3/8 ... notched 28 points (13-22 FG, 2-2 FT), the 51st time he scored 20-plus points this season, matching the most in any single season of his career, as well as a season-high 4 steals vs. Portland on 4/7 ... tallied his 21st 20/10 game of the season with 23 points and 14 rebounds vs. Houston on 4/1, the most 20/10 games a Spur has had since Tim Duncan had 22 in 2009-10 ... tallied 33 points (13-22 FG, 7-7 FT), 12 rebounds and 2 blocks, his sixth game this season with 30+ points and 10+ rebounds – the most by a Spur since Tim Duncan had six in 2004-05 ... led all scorers with 34 points (13-24 FG, 8-8 FT) to go along with 8 rebounds, 3 assists and 2 blocks at Brooklyn on 1/17 ... notched a double-double on 30 points (12-21 FG, 1-2 3FG, 5-7 FT) and 14 rebounds at Portland on 1/7 ... recorded a double-double while scoring his 3,000th point as a Spur with 33 points (13-19 FG, 7-7 FT), 10 rebounds, 3 assists, 3 blocks and 2 steals vs. Dallas on 11/27 ... missed three games due to rest (12/3, 1/5 and 1/24) ... sat out three games with a sore right knee (2/12, 2/13 and 3/12) ... missed one game with a sprained right ankle (3/3) ... saw action in all five playoff games, averaging a team-best 23.6 points, 9.2 rebounds and 2.4 assists in 35.4 minutes ... shot .976 (41-42) from the foul line in the postseason ... posted four-doubles and scored in double figures in all five games, including 30-or-more twice ... finished with a postseason-high 34 points (11-21 FG, 12-12 FT), 12 rebounds in 3 assists in Game 2 at Golden State on 4/16 ... tallied 30 points, 12 rebounds and 4 assists in Game 5 at Golden State on 4/24.

2016-17 (San Antonio): Started in each of his 72 appearances, averaging 17.3 points, 7.3 rebounds, 1.9 assists and 1.22 blocks in 32.4 minutes ... shot .477 from the field, .411 from three-point range and .812 from the free throw line ... scored in double figures 67 times, including 20 games with 20-plus points ... logged a team-best 18 double-doubles ... recorded the most total blocks on the team with 88 on the season ... led the team in rebounds 22 times and in scoring 13 times ... scored his 15,000th career point on 3/23 vs. Memphis ... notched a double-double of 18 points and 10 rebounds along with 2 assists, 2 blocks and 1 steal on 3/4 vs. Minnesota ... tallied a double-double of 21 points (10-19 FG) and 15 rebounds along with 3 blocks on 3/3 at New Orleans ... posted his fourth consecutive double-double and 12th of the season when he registered 15 points and 10 rebounds on 2/12 at New York ... tallied a double-double with 15 points (5-10 FG, 5-6 FT) and 10 rebounds on 2/8 at Philadelphia ... recorded a double-double of 13 points and 10 rebounds on 2/6 at Memphis ... logged a double-double of 14 points and 14 rebounds on 1/27 at New Orleans ... led the team in scoring and rebounding as he recorded 21 points (6-14 FG, 9-11 FT), 7 rebounds, 2 assists and a steal on 1/24 at Toronto ... notched a double-double of 16 points (7-14 FG, 2-4 FT) and a game-high 12 rebounds along with 6 assists on 1/21 at Cleveland ... logged 29 points (12-20 FG, 5-6 FT), 4 rebounds, 3 assists and 2 blocks on 1/17 vs. Minnesota ... registered his seventh double-double of the season with 15 points (5-9 FG, 5-6 FT) and 11 rebounds on 1/7 vs. Charlotte ... led San Antonio with a game-high 28 points (11-18 FG, 1-1 3FG, 5-6

FT) on 1/5 at Denver ... tallied his sixth double-double of the season with 27 points (12-17 FG, 1-1 3FG, 5-6 FT) and a game-high-tying 13 rebounds along with 3 blocks and 2 assists on 1/1 at Atlanta ... was in double figures in 27 of 30 games on the season ... logged 27 points (10-12 FG, 7-9 FT), 8 rebounds and 2 assists on 12/28 vs. Phoenix ... recorded 20 of his season-high 33 points (15-20 FG, 3-6 FT) in the first quarter and started the game by going 11-for-11 from the floor on 12/25 vs. Chicago ... on 12/23 at Portland, registered a double-double of 18 points (7-18 FG, 4-4 FT) and a game-high 14 rebounds along with a team-leading 6 assists and 3 steals ... scored a team-high 24 points (9-17 FG, 1-3 3FG, 5-6 FT) along with 7 rebounds and a steal in 33 minutes on 11/26 at Washington ... led the team in scoring with 23 points (10-14 FG, 1-1 3FG, 2-2 FT), 6 rebounds, 3 blocked shots, 2 assists and 2 steals in 36 minutes on 11/18 at L.A. Lakers ... scored 21 points (8-16 FG, 1-1 3FG, 4-4 FT), 6 rebounds, 2 assists, 2 steals and 2 blocks on 11/16 at Sacramento ... tallied his third double-double of the season on 11/12 at Houston by scoring 16 points and 10 rebounds with 2 assists and 3 blocks ... logged a second double-double on 11/11 vs. Detroit with 14 points and 12 rebounds ... recorded his 14,000th career point and was perfect from long range, hitting a career high of three three-pointers on 11/5 vs. L.A. Clippers ... tallied a double-double during the season opener at Golden State on 10/25 with 26 points (10-20 FG, 1-1 3FG, 5-6 FT) and a team-high 14 rebounds along with 3 assists ... logged one DNP-CD (11/21) ... sat out four games due to rest (10/30, 12/14, 3/8) ... missed one game with gastroenteritis (1/10) ... sat out one game with a sore right knee (2/2) ... missed two games, medical (3/11-3/13) ... missed one game with a left thumb sprain (4/2) ... started in all 16 playoff games, averaging 16.5 points, 7.4 rebounds, 1.5 assists and 1.00 blocks in 33.6 minutes ... shot .458 from the field and .764 from the free throw line ... led the team with his 28 points, 8 rebounds, 3 assists and 3 steals on 5/14 at Golden State ... finished with a game-leading 34 points (16-26 FG, 2-2 FT) and a team-best 12 rebounds on 5/11 at Houston ... posted a double-double of 18 points and 14 rebounds on 5/9 vs. Houston ... logged 26 points (12-20 FG, 2-3 FT), 7 rebounds, 4 blocks and 2 assists on 5/5 at Houston ... registered 15 points, 8 rebounds and 2 blocks on 5/3 vs. Houston ... tallied a double-double of 17 points and 12 rebounds on 4/27 at Memphis ... posted a double-double of 16 points (5-8 FG, 6-10 FT) on 4/20 at Memphis.

2015-16 (San Antonio): Started all 74 games he appeared in, averaging 18.0 points, a team-high 8.5 rebounds, 1.5 assists and 1.09 blocks in 30.6 minutes ... shot .513 (536-1,045) from the field and a career-best .858 (259-302) from the foul line ... ranked 17th in the NBA in field goal percentage ... scoring averaged increased each month of the season from 15.9 ppg in November to 22.6 ppg in March ... scored in double figures 64 times, including 31 games with 20-or-more and four games with at least 30 points ... posted a team-best 26 double-doubles ... led the team in rebounding 35 times, in scoring on 24 occasions and blocks 25 times ... named to his fifth straight All-Star Game, one of just eight active players to have been selected to five straight All-Star Games and one of five to have played in the past five All-Star Games (2012-16) ... named the NBA's Western Conference Player of the Week for games played Feb. 1-7 ... grabbed the 6,000th rebound of his career vs. Memphis on 3/25 ... one of just three players (LeBron James, Dwyane Wade) to score 1,000 points or more in each of the last nine seasons ... posted a season-high 36 points (12-20 FG, 12-12 FT) to go along with 6 rebounds and a team-high 3 blocks in 34 minutes vs. New Orleans on 2/3 ... his 36 points were the most by a Spurs player since Tony Parker posted 37 points vs. Oklahoma City on 1/22/14 ... posted 32 points (12-16 FG, 8-9 FT), 12 rebounds and 3 blocks in 33 minutes vs. Memphis on 3/25 ... followed that up with a game-high 31 points (11-16 FG, 9-11 FT) and 13 rebounds with 3 assists and 2 blocks in 31 minutes at Memphis on 3/28 ... netted 31 points (12-18 FG, 7-7 FT) and a game-high 15 rebounds in 38 minutes vs. Toronto on 4/2 ... totalled a game-high 29 points (11-13 FG, 7-8 FT) to go along with 7 rebounds, 4 assists and 4 blocks in 29 minutes at Minnesota on 3/8 ... produced 26 points and a game-high 16 rebounds in 33 minutes at Houston on 2/27 ... netted a team-high 17 points and season-high 19 rebounds with 2 assists in 34 minutes vs. Philadelphia on 11/14 ... totalled a game-high 26 points (11-25 FG, 4-4 FT) to go along with 13 rebounds in 37 minutes vs. Golden State on 3/19 ... missed two games with a mild sprain-left ankle (11/21-23) ... missed one game with back spasms (1/22) ... missed one game with a migraine headache (3/5) ... sat out four games due to rest (1/6, 3/26, 4/8, 4/13) ... started all 10 playoff games, averaging 21.9 points, 8.3 rebounds, 1.40 blocks and 1.0 assists in 33.7 minutes ... shot .521 (88-169) from the field and .891 (41-46) from the foul line ... posted three double-doubles ... became the first Spurs player to score 20-or-more points in the first five games of a playoff series (WC Semifinals vs. OKC) since Tim Duncan scored 20-plus in all six games of the 2007 WC Semifinals vs. Phoenix ... scored 79 points through the opening two games, which ranks as the second most points in Games 1 & 2 of a playoff series in Spurs history behind only George Gervin who had 81 points in two opening games vs. Washington in the 1978

NBA Eastern Conference Semifinals ... shot .750 (33-44) from the floor, a perfect 2-of-2 from beyond the arc and 11-of-11 from the foul line in the first two games vs. Oklahoma City ... produced the most points by a Spurs player in a playoff game since Tony Parker (43 in the Western Conference First Round against Dallas on 4/25/09) when he scored a game-high 41 points (15-21 FG, 1-1 3FG, 10-10 FT) to go along with 8 rebounds, 3 assists and 2 blocks in 43 minutes vs. Oklahoma City in Game 2 on 5/2 ... recorded 38 points (18-23 FG, 1-1 3FG, 1-1 FT) in 29:32 vs. Oklahoma City in Game 1 on 4/30, which ranks as the most points in 30-or-fewer minutes played in a playoff game in the shot-clock era.

2014-15 (POR): Finished the regular season averaging a career-high 23.4 points (46.6% FG, 35.2% 3-PT, 84.5% FT) along with 10.2 rebounds and 1.7 assists in 35.4 minutes over 71 games (all starts) ... finished seventh in the NBA in scoring and tied for eighth in rebounding ... averaged a double-double for the second consecutive season ... became the first Trail Blazer to ever lead the league in field goals made (659) ... two-time Western Conference Player of the Week (12/7, 12/22) ... became the first Trail Blazer to start in an All-Star Game since Clyde Drexler in 1994 (Fourth overall selection) ... Surpassed Clyde Drexler (5,339) for most rebounds in franchise history on 3/20 at Orlando ... became the third player in franchise history with 5,000+ rebounds (Drexler-5,339, Kersey-5,078) ... attained his 220th career double-double on 2/5 against Phoenix, placing him ahead of Sidney Wicks (219) for first all-time in franchise history ... scored a season-high 39 points (16-30 FG) against Denver on 12/2 and notched 38 points at Cleveland (13-23 FG) on 1/28 ... finished with 20+ points and 10+ rebounds in 31 games this season (third in NBA) ... had 14+ rebounds in four consecutive games (12/13-12/19) ... scored a career-high 21 points in the first quarter against Chicago on 12/19 and tied a franchise record for most FG made in a quarter (10-of-12) ... scored a season-high 39 points (16-30 FG) against Denver on 12/2 ... appeared in five playoff games, averaging 21.8 points, 11.2 rebounds, 1.8 assists and 2.40 blocks in 41.6 minutes ... posted 32 points, 14 rebounds and 4 blocks in 42 minutes at Memphis on 4/19.

2013-14 (POR): Finished the regular season averaging career highs with 23.2 points and 11.1 rebounds, along with 2.6 assists, 0.91 steals, 0.99 blocks and 36.2 minutes in 69 games (all starts) ... ranked eighth in the NBA in scoring and seventh in the league in rebounding ... shot 45.8 percent from the floor and a career-best 82.2 percent from the free throw line ... one of three players in the NBA to rank in the top 10 in both scoring and rebounding (Kevin Love, DeMarcus Cousins) ... joined Sidney Wicks as the only other Trail Blazer player to average 23 points and 11 rebounds in a season ... just the fourth Trail Blazer in team history to rank in the top 10 in the NBA in scoring in multiple seasons (Geoff Petrie, Kiki Vandeweghe, Clyde Drexler) ... established a new career high with 40 double-doubles (10th in the NBA) ... selected to his third NBA All-Star Game, the fifth Portland player to be named to at least three All-Star teams (C. Drexler, M. Lucas, B. Roy, S. Wicks) ... led the league in games of 20-plus points and 20-plus rebounds (3) and ranked second in the NBA with 12 games of at least 25 points and 15 rebounds ... named the Western Conference Player of the Week three times (11/18-11/24, 12/2-12/8, 12/9-12/15), one of three Western Conference players to earn the honor at least three times during the season (K. Durant, B. Griffin) ... scored 20-plus points in 11 consecutive games from 1/4-1/25, a career best ... scored a career-high 44 points (15-29 FG) to go along with 13 rebounds and five assists against Denver on 1/23, becoming the first Trail Blazer to record at least 44 points and 13 rebounds since Maurice Lucas on 1/12/79 (46 points, 17 rebounds) ... grabbed a career-best 25 rebounds vs. Houston on 12/12, adding 31 points ... scored 31 points and notched 15 rebounds, six assists and two blocks at the L.A. Lakers on 4/1 ... finished with 38 points (17-28 FG), 13 rebounds and five assists against Oklahoma City on 12/4 ... led the team in scoring 40 times, rebounding on 38 occasions and twice in assists ... posted team highs of 26.2 points (45.2% FG, 80.0% FT) and 10.6 rebounds to go with 1.5 assists, 1.64 blocked shots and 40.1 minutes in 11 games vs. Houston and San Antonio ... scoring and rebounding averages rank in the top-10 in Trail Blazers playoff history ... tallied eight games with 20-plus points, the most by a Trail Blazer in the postseason since 1992 ... became the first Trail Blazer with four straight double-doubles in the playoffs since Clyde Drexler (6, 1992) ... his scoring average of 29.8 points in the First Round against the Rockets is the second-highest by a Trail Blazer in any playoff series (Clyde Drexler - 31.4, 1992 vs. Phoenix) ... in Games 1 and 2 in Houston, Aldridge became the first NBA player with consecutive playoff games of 43 points or more since Tracy McGrady (April 20-23, 2003) ... Aldridge recorded two of the franchise's three highest scoring playoff games (46 points, April 20, 2014; 43 points, April 23, 2014) in Games 1 and 2 at Houston.

2012-13 (POR): Notched averages of 21.1 points (ninth in NBA), 9.1 rebounds, 2.6 assists, 0.84 steals, 1.23 blocks and 37.7 minutes in 74 games (all starts) ... shot 48.4 percent from the field and 81.0

percent from the free throw line ... only NBA player to average 21.0 points and 9.0 rebounds per game ... ranked 16th in the NBA in rebounds per game and 23rd in blocks per contest ... selected to his second consecutive NBA All-Star Game ... named NBA Western Conference Player of the Week for the week of 3/11-3/17 ... recorded 38 double-doubles ... led the NBA with 16 games of 25 points and 10 rebounds and with eight games of at least 30 points and 10 boards ... led the team in scoring 29 times, in rebounds 31 times and in assists on six different occasions ... tallied a double-double in seven straight games from 1/27-2/8, tied for his longest double-double streak of his career ... made the game-winning shot as time expired against Dallas on 1/29, a 106-104 victory ... finished with 30 points (12-23 FG) and 21 rebounds against Golden State on 4/17 ... scored a season-high 33 points 1/13 vs. Oklahoma City.

2011-12 (POR): Posted averages of 21.7 points (seventh in NBA), 8.0 rebounds, 36.3 minutes (all team highs), 0.93 steals, 0.82 blocks, and 2.4 assists in 55 games (all starts) ... earned his first career NBA All-Star Game selection ... became the first Trail Blazer to finish in the NBA's top seven in scoring since Clyde Drexler placed fourth in 1991-92 ... only the sixth Trail Blazer to finish in the top 10 in scoring in a season (Geoff Petrie, Sidney Wicks, Kiki Vandeweghe, Clyde Drexler, Brandon Roy) ... was one of three players in the NBA to average at least 21.7 points per game and shoot at least 50 percent from the field (LeBron James and Kevin Durant were the other two) ... became the first player in team history to record 33 points and 23 rebounds in the same game 1/20 at Toronto ... missed the last eight games of the season with a hip ailment ... underwent successful surgery on right hip on 4/12.

2010-11 (POR): Averaged a team-high 21.8 points (50.0% FG, 79.1% FT) to go with 8.8 rebounds, 2.1 assists, 1.01 steals, 1.16 blocks and 39.6 minutes in 81 games (all starts) ... one of three NBA players to rank in the top 15 in points (14th) and rebounds (14th) ... finished third in the NBA in minutes per game (39.6) ... named to the All-NBA Third Team ... his 36 double-doubles led the team ... named Western Conference Player of the Month for February, becoming the third Trail Blazer ever to win the award (Clyde Drexler, 1991 and Kelvin Ransey, 1981) ... joined Clyde Drexler and Brandon Roy as the only Trail Blazers to win Western Conference Player of the Week twice in one season (1/17-1/23, 2/7-2/13) ... became the first Trail Blazer to record three straight games of 36 points or more (42 points, 2/7 vs. Chicago, 37 points, 2/11 at Toronto and 36 points, 2/13 at Detroit) ... scored a career-high 42 points and tied a career high with 12 free throws vs. Chicago on 2/7 ... netted 40 points and a career-high 16 field goals, adding 11 rebounds 2/1 vs. San Antonio ... became the first Trail Blazer to score at least 25 points and grab 10 rebounds in five straight games (1/2-1/9) ... led the team with 20.8 points to go with 7.5 rebounds, 1.3 assists, 1.33 steals and 1.67 blocks in 43.0 minutes vs. Dallas ... netted 20 points or more in four games ... led the team in scoring twice and rebounding twice.

2009-10 (POR): Averaged 17.9 points (49.5% FG, 75.7% FT), 8.0 rebounds, 2.1 assists, 0.86 steals and 37.5 minutes in 78 games (all starts) ... averaged a team-best 19.7 points in last 44 games ... led team with 24 double-doubles ... netted a season-best 32 points on 15 field goals (of 23) 2/26 at Chicago ... scored 15-plus points 18 straight games Jan. 18-Feb. 23 ... led team in scoring (19.0 points), steals (1.17, tied), blocks (1.83), minutes (38.2), and ranked second in rebounds (6.0) in six games (all starts) against Phoenix ... posted a playoff career-high 31 points (11-19 FG, 9-12 FT) to go with 11 rebounds 4/24 vs. Phoenix, becoming the first Trail Blazer to tally at least 30 points, 10 rebounds and shoot 50 percent from the field in a playoff game since Kevin Duckworth on May 12, 1991.

2008-09 (POR): Averaged 18.1 points (48.4% FG, 78.1% FT) to go with 7.5 rebounds, 1.9 assists, 0.95 steals, 0.95 blocked shots and 37.1 minutes in 81 games (all starts) ... ranked first on the team and tied for eighth among league qualifiers with 2.9 offensive rebounds per game ... started all six of Portland's playoff games, averaging 19.5 points (49.0% FG), a team-best 7.5 rebounds, 1.67 blocks and 39.5 minutes vs. Houston ... netted 20-plus points in three games.

2007-08 (POR): Posted averages of 17.8 points, 7.6 rebounds, 1.6 assists and 34.9 minutes in 76 games (all starts) ... led the team and all NBA sophomores with 19 double-doubles ... ranked 26th in the NBA in blocked shots with a team-best 1.24 per game ... finished 29th in the NBA in rebounds and No. 1 among sophomores at 7.6 per game ... started in the T-Mobile Rookie Challenge at All-Star Weekend in New Orleans, where he led the Sophomores with 18 points (9-17 FG) and a team-high nine rebounds (six offensive).

2006-07 (POR): Averaged 9.0 points, 5.0 rebounds and 1.16 blocks in 22.1 minutes ... shot 50.3 percent from the floor ... appeared in 63 games (22 starts) ... named to T-Mobile NBA All-Rookie First Team ... tied for second on the team and placed third among NBA rookies with six double-doubles ... ranked first among NBA rookies in blocks per game, fourth in rebounds, seventh in scoring, fourth in field goal percentage and eighth in minutes ... logged three consecutive double-doubles from 3/13-3/16, marking the first time that had been accomplished by a Trail Blazers rookie since Arvydas Sabonis tallied six straight in 1995-96 ... sat out the first five games of the season recovering from surgery on his right shoulder, performed on Aug. 23, 2006 ... missed the last nine games of the season with what was diagnosed as Wolf-Parkinson-White Syndrome; underwent a successful procedure on 4/9.

COLLEGE NOTES: Played two years at the University of Texas, averaging 12.4 points and 7.5 rebounds in 53 games ... named the 2006 Big 12 Conference Defensive Player of the Year as a sophomore ... earned a spot on both the All-Big 12 First Team and Big 12 All-Defensive Team during the same season ... helped Texas to a 30-7 record and a trip to the NCAA Elite Eight in his second and final season in Austin (2005-06).

NBA REGULAR SEASON STATISTICS

Year	TEAM	G	MINS	FGM-FGA	PCT	FTM-FTA	FT%	FG3-FG3APCT	OFF-DEF-TOT	R/G	AST	A/G	PF	DQ	STL	BLK	PTS	AVG
06-07	POR	63	1392	241-479	.503	83-115	.722	0-2 .000	144-168-312	5.0	24	0.4	186	3	22	73	565	9.0
07-08	POR	76	2649	561-1160	.484	227-298	.762	1-7 .143	220-358-578	7.6	122	1.6	240	7	55	94	1350	17.8
08-09	POR	81	3004	601-1243	.484	261-334	.781	7-28 .250	234-371-605	7.5	157	1.9	207	4	77	77	1470	18.1
09-10	POR	78	2922	579-1169	.495	230-304	.757	5-16 .313	192-435-627	8.0	160	2.1	231	2	67	48	1393	17.9
10-11	POR	81	3211	707-1415	.500	351-444	.791	4-23 .174	278-431-709	8.8	170	2.1	220	3	82	94	1769	21.8
11-12	POR	55	1994	483-943	.512	223-274	.814	2-11 .182	150-292-442	8.0	134	2.4	153	1	51	45	1191	21.7
12-13	POR	74	2790	638-1318	.484	282-348	.810	2-14 .143	175-495-670	9.1	192	2.6	187	1	62	91	1560	21.1
13-14	POR	69	2498	652-1423	.458	296-360	.822	3-15 .200	166-599-765	11.1	178	2.6	147	1	63	68	1603	23.2
14-15	POR	71	2512	659-1415	.466	306-362	.845	37-105 .352	177-549-726	10.2	124	1.7	125	0	48	68	1661	23.4
15-16	SA	74	2261	536-1045	.513	259-302	.858	0-16 .000	176-456-632	8.5	110	1.5	151	0	38	81	1331	18.0
16-17	SA	72	2335	500-1049	.477	220-271	.812	23-56 .411	172-351-523	7.3	139	1.9	158	0	46	88	1243	17.3
17-18	SA	75	2509	687-1347	.510	334-399	.837	27-92 .293	246-389-635	8.5	152	2.0	161	0	43	90	1735	23.1
18-19	SA	81	2687	684-1319	.519	349-412	.847	10-42 .238	251-493-744	8.4	194	2.4	179	0	43	107	1727	21.3
TOTALS	950	32764	7528-15325	.491	3421-4223	.810	121-427	.283	2581-5387-7968	8.4	1856	2.0	2345	22	697	1024	18598	19.6

NBA PLAYOFF STATISTICS

Year	TEAM	G	MINS	FGM-FGA	PCT	FTM-FTA	FT%	FG3-FG3APCT	OFF-DEF-TOT	R/G	AST	A/G	PF	DQ	STL	BLK	PTS	AVG
08-09	POR	6	237	51-104	.490	14-20	.700	1-4 .250	9-36-45	7.5	8	1.3	16	0	3	10	117	19.5
09-10	POR	6	229	40-93	.430	33-44	.750	1-2 .500	10-26-36	6.0	13	2.2	16	0	7	11	114	19.0
10-11	POR	6	258	53-115	.461	19-24	.792	0-0 ---	16-29-45	7.5	8	1.3	19	0	8	10	125	20.8
13-14	POR	11	441	113-250	.452	60-75	.800	2-3 .667	30-87-117	10.6	16	1.5	40	1	7	18	288	26.2
14-15	POR	5	208	37-112	.330	32-36	.889	3-11 .273	21-35-56	11.2	9	1.8	16	1	2	12	109	21.8
15-16	SA	10	337	88-169	.521	41-46	.891	2-2 1.00	22-61-83	8.3	10	1.0	18	0	4	14	219	21.9
16-17	SA	16	537	110-240	.458	42-55	.764	2-14 .143	43-76-119	7.4	24	1.5	41	0	10	16	264	16.5
17-18	SA	5	177	37-80	.463	41-42	.976	3-5 .600	13-33-46	9.2	12	2.4	9	0	3	2	118	23.6
18-19	SA	7	244	55-121	.455	27-33	.818	3-11 .273	19-48-67	9.6	19	2.7	21	0	5	7	140	20.0
TOTALS	72	2668	584-1284	.455	309-375	.824	17-52	.327	183-431-614	8.5	119	1.7	196	2	49	100	1494	20.8

CAREER HIGHS

	REGULAR SEASON HIGHS	PLAYOFF HIGHS
MINUTES	55, vs. LA Clippers, 12/12/08	47, vs. Dallas, 4/23/11
POINTS	56, vs. Oklahoma City, 1/10/19	46, at Houston, 4/20/14
REBOUNDS	25, vs. Houston, 12/12/13	18, at Houston, 4/20/14
ASSISTS	8, vs. Atlanta, 11/12/12	5 (3), vs. Denver, 4/25/19
STEALS	5, at San Antonio, 12/19/14	4, vs. Dallas, 4/23/11
BLOCKS	7, at Denver, 12/28/10	5 (2), vs. Phoenix, 4/29/10



MARCO BELINELLI

HEIGHT 6-5 | WEIGHT 210 | SEASON 13th

BIRTHDATE 3/25/86

BIRTHPLACE Bologna, Italy

GUARD
18

SELECTED BY GOLDEN STATE IN THE FIRST ROUND WITH THE
18TH PICK IN THE 2007 NBA DRAFT

SIGNED BY SAN ANTONIO ON 7/20/18

CAREER NOTES: A 12-year veteran that has played for nine different teams: Golden State, Toronto, New Orleans, Chicago, San Antonio, Sacramento, Charlotte, Atlanta and Philadelphia ... member of the 2013-14 NBA Championship team in San Antonio ... first Italian in NBA history to win a Championship ... ranks ninth on the NBA's all-time list for three-pointers made off the bench (781) ... 1 of 24 active players with 1,000+ three-pointers in his career, while shooting 37 percent or better from beyond the arc ... 1 of 4 active players with 1,100+ three-pointers in under 19,000 career minutes ... has seen action in 803 games (219 starts) ... owns career averages of 10.0 points, 2.1 rebounds and 1.7 assists in 23.2 minutes (.425 FG%, .376 3FG%, .847 FT%) ... winner of the Foot Locker Three-Point Contest during NBA All-Star Weekend in New Orleans in 2014 ... became the first Spur in franchise history to win the contest ... tied for the NBA lead in games played (66) in 2011-12, while ranking fifth in three-point field goal percentage (.430) in 2013-14 and ninth in free-throw percentage (.893) in 2016-17 ... has appeared in 65 career postseason games, averaging 8.5 points, 2.1 rebounds and 1.4 assists in 21.1 minutes ... originally selected by the Golden State Warriors in the first round of the 2007 NBA Draft (18th overall) ... has played for the Italian National Team since 2006, including recently at the 2019 FIBA World Cup where he averaged 15.0 points, 4.0 rebounds and 3.2 assists in 29.0 minutes over five games ... has the most three-pointers of any Italian in NBA history (1,149) ... before coming to the NBA, played professionally in Italy from 2002-2007 ... was teammates with former Spurs guard Manu Ginobili for Virtus Bologna in Italy in 2002-03.

CAREER TRANSACTIONS: Drafted by Golden State in the first round of the 2007 NBA Draft (18th overall) ... acquired by the Toronto Raptors in exchange for Devean George on 7/29/09 ... acquired by New Orleans in exchange for Julian Wright on 8/11/10 ... signed with the Chicago Bulls on 7/24/12 ... signed with the San Antonio Spurs on 7/11/13 ... signed with the Sacramento Kings on 7/13/15 ... acquired by the Charlotte Hornets in exchange for Malachi Richardson on 7/7/16 ... acquired by the Atlanta Hawks with Miles Plumlee and a second round pick in exchange for Dwight Howard and a second round pick on 6/20/17 ... waived by Atlanta on 2/9/18 ... signed with the Philadelphia 76ers on 2/12/18 ... signed with the Spurs on 7/20/18.

2018-19 (San Antonio): Scored double figures in 44 games, making 78-of-79 appearances off the bench for San Antonio, averaging 10.5 points, 2.5 rebounds and 1.7 assists in 23.0 minutes ... led the team in bench scoring with his 10.5 points per contest ... led the team with a .903 (112-124) mark from the charity stripe, which ranks as the second-best single-season free-throw percentage in Spurs franchise history ... scored a season-best 24 points vs. Oklahoma City on 1/12, shooting 8-for-10 from the floor ... dished out a season-best five assists at Indiana on 11/23 and matched that total on 11/26 at Chicago, on 12/26 vs. Denver and again on 1/29 vs. Phoenix ... brought down a season-high 10 boards at Charlotte on 3/26, falling one shy of his career high ... saw action in all seven playoff games, averaging 5.9 points, 1.9 rebounds and 1.1 assists per game ... ranked tied for second with 8 three-pointers made in the postseason, while ranking third in playoff three-point percentage at 38.1 percent (8-of-21).

2017-18 (Atlanta/Philadelphia): Appeared in 80 games between Atlanta and Philadelphia (two starts), averaging 12.1 points, 1.9 rebounds and 1.9 assists in 24.3 minutes ... averaged a career-best 13.6 points in the 28 games he played with Philadelphia ... after making his debut on 2/14, his 385 points off the bench were fourth in the NBA and his 54 three-pointers were third in the league ... scored 17 points (7-12 FG, 3-5 3FG) in Sixers debut on 2/14 vs. Miami ... scored 22 points off

the bench on 4/1 at Charlotte, one of his four 20-point games with the Sixers ... hit five three-pointers on five different occasions: at Chicago on 10/26, vs. Denver on 10/27, at Oklahoma City on 12/22, vs. Charlotte on 3/19 and vs. Cleveland on 4/6 ... hit a season-high six three-pointers (one shy of career-high) and posted 23 points on 4/6 vs. Cleveland ... season-high 27 points (10-18 FG, 5-10 3FG) on 12/22 at Oklahoma City ... the 10 field goals were a season-high and the sixth time in his career he recorded double-digit field goals ... season-high six assists on 3/30 at Atlanta ... season-high seven rebounds on 12/6 at Orlando ... appeared in all 10 of Philadelphia's playoff games ... scored double-figures in eight of the 10 contests ... scored 25 points (9-17 FG, 4-7 3FG) to go along with 2 assists and 3 steals in 33 minutes in Game 1 on 4/14 vs. Miami ... registered 21 points (7-13 FG, 4-8 3FG) with 5 assists and 4 rebounds in 33 minutes on 4/19 at Miami.

2016-17 (Charlotte): Averaged 10.5 points, 2.4 rebounds and 2.0 assists in 24.0 minutes in 74 games ... shot .429 from the floor, .360 from beyond the arc and a career-high .893 from the free throw line ... ranked ninth in the NBA in free throw percentage ... ranked fourth in the league in scoring among players who did not start a single game ... scored double-figures 41 times, including four 20-point efforts, and had one double-digit rebounding effort ... made over 100 three-pointers for the fourth time in his career ... led the club in scoring five times and in assists on five occasions ... tied a career-high with seven three-pointers on his way to 22 points (7-13 FG, 7-9 3FG, 1-2 FT), 10 rebounds and 4 assists on 11/19 at New Orleans ... tallied 14 points, 5 rebounds, 4 assists, 2 steals and a career-high tying 2 blocks on 11/21 vs. Memphis ... missed five games (12/26-1/2) with a left ankle sprain and three contests (4/8-4/11) with a left finger strain.

2015-16 (Sacramento): Averaged 10.2 points, 1.9 assists and 1.7 rebounds in 24.6 minutes in 68 games (seven starts) ... shot .386 from the field, .306 from long range and .833 from the charity stripe ... scored double-figures in 31 games, including four 20-point nights ... led team in scoring in four games and assists once ... scored a season-high 28 points (11-17 FG) on 12/30 vs. Philadelphia ... missed one game (1/30) due to gastroenteritis, one (2/19) due to a tooth extraction, one (3/9) due to middle back spasms, one (3/16) due to a sore right ankle and 10 contests (3/27-4/13) due to a sore right foot.

2014-15 (San Antonio): Played in 62 games (nine starts), averaging 9.2 points, 2.5 rebounds and 1.5 assists in 22.4 minutes ... shot .423 from the field, .374 from distance and .848 from the foul line ... scored in double figures 29 times, including three games with 20-plus points ... posted 11 points, a season-high 7 boards and 3 assists on 12/1 at Philadelphia ... missed eight games (11/6-11/19) with a mild strain in his right groin, 11 contests (1/10-1/31/15) with a mild strain in his left groin and one game (4/8) with tightness in his left groin ... appeared in all 7 playoff games, averaging 9.3 points, 1.9 rebounds and 1.4 assists in 16.6 minutes while shooting .513 from the floor, .467 from long range and .846 from the free throw line ... knocked down a postseason career-high 7 three-pointers on his way to 23 points on 4/30 vs. LA Clippers.

2013-14 (San Antonio): Helped the Spurs to the 2014 NBA Championship ... ranked fifth in the NBA in three-point percentage (.430) while appearing in 80 games (25 starts), averaging 11.4 points, 2.8 rebounds and 2.2 assists in 25.2 minutes ... shot .485 from the floor, .430 from long range and .847 from the charity stripe ... posted career-highs in field goal percentage, three-point percentage, rebounds and assists per game ... became the first player in franchise history to win the NBA Three-Point Contest ... scored in double-figures 49 times, including seven 20-point outings ... had a 10-game double-digit scoring streak from 2/3-2/28 ... notched a career-high 32 points (career-best 12-16 FG, 6-9 3FG, 2-2 FT) on 1/2 vs. New York ... registered 16 points, a career-high 11 rebounds and a career-high tying 8 assists on 2/12 at Boston ... equaled his career-best of 8 assists on two other occasions during the season ... appeared in all 23 games in the 2014 Playoffs ... recorded 5.4 points and 2.3 rebounds in 15.5 minutes becoming the first Italian to win an NBA title.

2012-13 (Chicago): Played in 73 games (27 starts), averaging 9.6 points, 1.9 boards and 2.0 assists in 25.8 minutes ... shot .395 from the court, .357 from three-point land and .839 from the free throw line ... scored in double figures 29 times, including seven 20-point outings ... led the club in scoring 10 times and in assists twice ... had a season-high 24 points (9-13 FG) on 2/4 at Indiana ... connected on a career-high 11 free throws (11-12), recording 22 points and 7 rebounds on 12/21 at New York ... missed seven games with an abdominal strain (3/24-4/5) and one contest (2/7) with a right ankle injury ... in the 2013 playoffs with the Bulls, averaged 11.1 points, 2.9 rebounds and 2.6 assists in 27.1 minutes in 12 games (seven starting assignments) ... scored in double-figures six times, including two 20-point efforts ... had 24 points while adding six rebounds, two assists and one steal in 41 minutes on 5/4 at Brooklyn ... tallied 22 points, a playoff career-high 7 assists, 5 rebounds and 1 steal in 46 minutes on 5/2 vs. Brooklyn.

2011-12 (New Orleans): Averaged 11.8 points, 2.6 rebounds and 1.5 assists in 29.8 minutes ... shot .417 from the floor, .377 from long distance and .783 from the charity stripe while appearing in all 66 games (55 starts) ... tied for the league lead in games played ... paced the team in scoring 10 times and in rebounding twice ... led the club with 107 three-pointers and 44 double-figure scoring performances...had nine games with 20-plus points and one double-digit rebounding effort ... hit seven three-pointers on his way to 27 points, three rebounds, three assists and one block on 3/29 at Portland.

2010-11 (New Orleans): Played in 80 games (69 starts), averaging 10.5 points, 1.9 rebounds and 1.2 assists in 24.5 minutes ... shot .437 from the field, .414 from three-point range and .784 from the foul line ... scored in double figures 44 times, including four 20-point games ... scored a season-high 23 points on 8-13 shooting on 3/19 vs. Boston ... missed two games with a sprained right ankle (1/14-1/15) ... saw action in six games (all starts) for New Orleans in the 2011 Playoffs, averaging 9.7 points in 28.8 minutes ... scored in double-figures twice, including a 21-point night on 4/26 at LA Lakers.

2009-10 (Toronto): Appeared in 66 games (one start), averaging 7.1 points, 1.4 rebounds and 1.3 assists in 17.0 minutes ... scored in double figures on 21 occasions, including one 20-point outing ... top scorer off the bench 22 times ... finished with a season-high 21 points (3-4 3FGs) and 5 rebounds on 2/2 at Indiana ... missed six games due to injury.

2008-09 (Golden State): Averaged 8.9 points, 1.7 rebounds and 2.1 assists in 21.0 minutes in 42 games (23 starting assignments) ... as a starter, put up 11.3 points, 2.9 assists and 2.1 rebounds while shooting .416 from the floor and .398 from beyond the arc ... scored 10-plus points 18 times, including four 20-point nights ... tallied 27 points, 6 assists and 3 rebounds on 12/19 at Atlanta ... missed 23 games with a sprained right ankle (1/14-2/12 and 3/20-4/1).

2007-08 (Golden State): As a rookie, played in 33 games off the bench, averaging 2.9 points in 7.3 minutes ... shot .390 from beyond the arc and .778 from the free-throw line ... scored in double-figures twice ... tallied a season-high 17 points on 4/16 vs. Seattle.

INTERNATIONAL: Played professionally in Italy from 2002-2007 with Virtus Bolgna (2002-03) and Fortitudo Bologna (2003-07) ... saw action in 33 games for Fortitudo Bologna in 2006-07 in the Serie A League, averaging 16.0 points, 2.0 steals, 1.8 rebounds and 1.4 assists ... averaged 12.8 points, 1.9 rebounds and 1.3 assists in 13 EuroLeague games ... played in 47 games in 2005-06 in the Serie A League, averaging 13.2 points, 1.7 assists, 1.4 steals and 1.3 rebounds ... saw action in 19 EuroLeague games, with averages of 13.3 points, 1.6 boards and 1.0 assists ... in 2004-05 appeared in 44 games in the Serie A League, averaging 6.7 points and 1.0 steals ... in 20 EuroLeague games, averaged 4.2 points and 1.2 rebounds... in 2003-04, averaged 4.5 points in 34 Serie A League games and 3.0 points in 16 EuroLeague contests ... played in 22 games for Virtus Bologna in the Serie A League in 2002-03.

NBA REGULAR SEASON STATISTICS

Year	TEAM	G	MINS	FGM-FGA	PCT	FTM-FTA	FT%	FG3-FG3APCT	OFF-DEF-TOT	R/G	AST	A/G	PF	DQ	STL	BLK	PTS	AVG	
07-08	GSW	33	241	36-93	.387	7-9	.778	16-41	.390	3-11-14	0.4	15	0.5	15	0	5	0	95	2.9
08-09	GSW	42	882	140-317	.442	40-52	.769	52-131	.397	10-61-71	1.7	88	2.1	73	0	36	1	372	8.9
09-10	TOR	66	1121	154-379	.406	101-121	.835	60-158	.380	14-81-95	1.4	89	1.3	80	1	42	5	469	7.1
10-11	NOP	80	1957	302-691	.437	98-125	.784	134-324	.414	17-134-151	1.9	92	1.2	146	0	38	6	836	10.5
11-12	NOP	66	1866	286-686	.417	101-129	.783	107-284	.377	19-153-172	2.6	101	1.5	115	1	48	5	780	11.8
12-13	CHI	73	1982	241-610	.395	141-168	.839	79-221	.357	13-127-140	1.9	148	2.0	140	1	44	6	702	9.6
13-14	SA	80	2016	337-695	.485	111-131	.847	126-293	.430	18-208-226	2.8	179	2.2	130	0	50	7	911	11.4
14-15	SA	62	1388	199-470	.423	84-99	.848	86-230	.374	26-131-157	2.5	94	1.5	85	0	31	3	568	9.2
15-16	SAC	68	1672	245-635	.386	115-138	.833	91-297	.306	10-107-117	1.7	127	1.9	91	0	37	2	696	10.2
16-17	CHA	74	1778	264-615	.429	150-168	.893	102-283	.360	14-164-178	2.4	147	2.0	90	0	44	9	780	10.5
17-18	ATLPHI	80	1947	337-764	.441	148-163	.908	149-395	.377	20-131-151	1.9	148	1.9	91	0	66	12	971	12.1
18-19	SA	79	1815	285-690	.413	112-124	.903	147-395	.372	16-182-198	2.1	132	1.7	121	0	35	8	829	10.5
TOTALS		803	18665	2826-6645	.425	1208-1427	.847	1149-3052	.376	180-1490-1670	2.1	1360	1.7	1177	3	476	64	8009	10.0

NBA PLAYOFF STATISTICS

Year	TEAM	G	MINS	FGM-FGA	PCT	FTM-FTA	FT%	FG3-FG3APCT	OFF-DEF-TOT	R/G	AST	A/G	PF	DQ	STL	BLK	PTS	AVG	
10-11	NOP	6	173	23-63	.365	4-4	1.00	8-26	.308	0-5-5	0.8	4	0.7	12	0	5	0	58	9.7
12-13	CHI	12	325	44-107	.411	29-33	.879	16-47	.340	0-35-35	2.9	31	2.6	26	1	5	0	133	11.1
13-14	SA	23	356	44-99	.444	21-22	.955	16-38	.421	4-48-52	2.3	19	0.8	23	0	3	0	125	5.4
14-15	SA	7	116	20-39	.513	11-13	.846	14-30	.467	2-11-13	1.9	10	1.4	10	0	2	0	65	9.3
17-18	PHI	10	273	43-106	.406	27-31	.871	16-46	.348	1-20-21	2.1	20	2	20	0	7	0	129	12.9
18-19	SA	7	131	14-38	.368	5-6	.833	8-21	.381	0-13-13	1.9	8	1.1	7	0	0	2	41	5.9
TOTALS		65	1374	188-452	.416	97-109	.890	78-208	.375	7-132-139	2.1	92	1.4	98	1	22	2	551	8.5

CAREER HIGHS

	REGULAR SEASON HIGHS	PLAYOFF HIGHS
MINUTES	52, vs. Denver, 03/18/13	47, at Miami, 05/06/2013
POINTS	32, vs. New York Knicks, 01/02/14	25, vs. Miami, 04/14/2018
REBOUNDS	11, at Boston, 02/12/14	7 (3), vs. Oklahoma City, 05/21/14
ASSISTS	8 (3), vs. Atlanta, 03/24/14	7, vs. Brooklyn, 05/02/13
STEALS	4 (3), at New Orleans, 11/13/17	3, vs. Miami, 04/14/18
BLOCKS	2 (2), vs. Memphis, 11/21/16	1 (2), vs. Denver, 04/25/19



DeMARRE CARROLL

HEIGHT 6-8 | WEIGHT 215 | SEASON 11th
 BIRTHDATE 7/27/86 | BIRTHPLACE Birmingham, Alabama
 HIGH SCHOOL John Carroll (Birmingham, AL) | COLLEGE Missouri

FORWARD
 77

SELECTED BY MEMPHIS IN THE FIRST ROUND OF
 THE 2009 NBA DRAFT, 27TH OVERALL PICK

ACQUIRED BY THE SPURS ON 7/6/19

CAREER NOTES: 10-year NBA veteran that has spent time with seven teams: Memphis, Houston, Denver, Utah, Atlanta, Toronto and Brooklyn ... has appeared in 554 games (339 starts) ... holds career averages of 9.1 points, 4.3 rebounds and 1.3 assists in 24.2 minutes ... has career shooting marks of .430 (1781-4138) from the floor, .360 (650-1806) from three-point distance and .743 (851-1146) from the foul line ... has appeared in 62 playoff games, averaging 9.1 points, 4.4 boards and 1.1 assists in 28.2 minutes ... Selected in the first round of the 2009 NBA Draft (27th overall) by the Memphis Grizzlies ... Appeared in 134 collegiate games at Vanderbilt (2004-06) and Missouri (2007-09), recording averages of 11.2 points, 6.0 rebounds and 1.6 assists in 24.5 minutes per game ... earned first-team All-Big 12, Big 12 Tournament MVP, first-team All-District, NCAA Tournament All-West Region Team and All-America Honorable Mention honors in his senior season with the Tigers ... helped Missouri claim its first Big 12 Tournament title in 16 years and advance to the NCAA Elite Eight for the first time since 2002.

CAREER TRANSACTIONS: Drafted by Memphis in the first round (27th overall) of the 2009 NBA Draft (06/25/09) ... acquired by the Houston Rockets, along with Hasheem Thabeet, in exchange for Shane Battier and Ish Smith (02/24/11) ... waived by the Houston Rockets (04/11/11) ... signed as a free agent by the Denver Nuggets (12/13/11) ... waived by the Denver Nuggets (02/04/12) ... signed as a free agent with the Utah Jazz (02/08/12) ... signed as a free agent with the Atlanta Hawks (08/03/13) ... signed as a free agent with the Toronto Raptors (07/09/15) ... acquired by the Brooklyn Nets, along with 2018 first and second round draft picks, in exchange for Justin Hamilton (07/13/17) ... acquired by the San Antonio Spurs in a three-team trade with Brooklyn and Washington in exchange for Davis Bertans and the draft rights to Nemanja Dangubic (07/06/19).

2018-19 (Brooklyn): Appeared in 67 games, eight starts, registering averages of 11.1 points, 5.2 rebounds and 1.3 assists in 25.4 minutes ... shot .395 (227-595) from the floor, .342 (106-310) from beyond the arc and .760 (184-242) from the charity stripe ... led or tied for the team lead in points once, rebounds five times, steals 11 times, blocks five times and minutes played five times... came off the bench in his first 59 appearances of the season before being inserted into the starting lineup for his final eight games of the regular season ... scored in double figures 38 times, including eight games with 20-plus points...tallied a season-high-tying 22 points in the Nets overtime victory at Houston on 1/16 and the Nets win over Dallas on 3/4 ... recorded three double-doubles and grabbed 10-plus boards five times ... posted his lone 20/10 game of the season with 21 points and 12 rebounds on 11/30 vs. Memphis ... tallied 18+ points in a career-high four straight games from 12/29 to 1/6 ... on 2/6 vs. Denver, he recorded 18 points (career-high 10-of-13 FT), 10 boards, a career-high-tying six assists and a season-high four steals in 28 minutes, becoming the first player since Clyde Drexler (1/16/88 with Portland at San Antonio) to register 18+ points, 10+ boards, six or more assists and four or more steals in a game off the bench ... missed 15 games due to injury (right ankle arthroscopy – 11 games, left knee soreness – two games, hyperextended left knee – one game, right wrist sprain – one game) ... played in all five playoff games for the Nets, while starting three ... averaged 6.6 points and 4.0 boards in 28.2 minutes in the postseason.

2017-18 (Brooklyn): Appeared in and started 73 games, averaging single-season career highs of 13.5 points, 6.6 rebounds and 2.0 assists in 29.9 mpg... shot .414 (325-of-785 FG), .371 (145-of-391 3FG) and .764 (188-of-246 FT)... scored in double figures 58 times, including a single-season career-high nine games of 20-plus points... led or tied for the team lead in points 10 times, rebounds 22 times, assists once, steals 15 times, blocks eight times and minutes played 12 times... finished second on the team in rebounds per game... his 73 starts matched a single-season career high (previously done in 2013-14 with Atlanta) and were the most among all Nets... registered a team-high and single-season career-high 13 double-doubles after posting totaling eight double-doubles in his first eight seasons combined ... made a

single-season career-high 145 3-pointers ... scored in double figures in a career-high-tying 12-straight games from 1/6 – 1/31 ... Notched three 20/10 games after posting just one in his first eight seasons... Matched his career-high with 26 points (9-of-12 FG, 3-of-5 3FG, 5-of-5 FT) in a victory over the Heat on 1/19 ... Buried a career-high-tying six 3-pointers on 3/4 at the Clippers... Snared a career-high 13 rebounds in an overtime loss in Indiana on 12/23 ... missed nine games due to injury/illness (four – left hip strain, two – right knee sprain, one – hip soreness, one – upper respiratory and one – right ankle soreness) ... was inactive six times.

2016-17 (Toronto): Appeared in and started 72 games for Toronto, averaging 8.9 points, 3.8 rebounds and 1.13 steals in 26.1 minutes per game ... shot .341 (109-of-320) from 3-point range ... scored in double figures 32 times, with three games of 20+ points... led the team in rebounds six times ... tied a career-high with 26 points (7-of-12 FG, 6-of-10 3FG, 6-of-6 FT) on 1/8 vs. Houston, connecting on a career-high six three-pointers ... missed two games with a sore lower back (3/25-27), three games with a sprained left ankle (3/8, 3/11-13) and five game for rest ... averaged 4.2 points and 2.7 rebounds in 10 playoff appearances, including seven starts.

2015-16 (Toronto): Appeared in 26 contests (22 starts), recording averages of 11.0 points, 4.7 rebounds and 1.7 steals in 30.2 minutes per game ... scored in double figures 15 times with three games of 20-plus points ... missed 54 games due to arthroscopic surgery, a swollen right knee, a right knee contusion and a sore right heel ... registered a career-high six steals on 11/17 at Golden State ... started 19-of-20 games in the Raptors run to the Eastern Conference Finals, recording 8.9 points and 4.1 boards in 29.8 minutes.

2014-15 (Atlanta): Appeared in 70 games (69 starts) for Atlanta, holding averages of 12.6 points, 5.3 rebounds and 1.34 steals in 31.3 minutes per game ... posted career bests in field goal percentage (.487), 3-point field goal percentage (.395), field goals made (318), 3-point field goals made (120) and free throws made (127) ... finished third in the NBA in steals-to-turnover ratio (1.25) and fourth in both two-point field goal percentage (.567, 198-of-349) and effective field goal percentage (.579) ... scored in double figures 55 times, including seven games with 20-plus points ... grabbed double-digit rebounds on four occasions and had three double-doubles ... led the team in rebounding 12 times and in scoring 11 times ... scored a career-best 26 points (9-of-13 FG, 2-of-3 3FG, 6-of-6 FT) on 2/9 at Minnesota ... along with the four other starters on Atlanta, named Eastern Conference Player of the Month for January, averaging 12.3 points, 4.6 rebounds and 1.4 steals in 31.5 minutes per game in 14 games as the Hawks posted the best calendar month in NBA history with a 17-0 record ... tallied 25 points and matched his career highs in field goals made (nine) on 12/23 vs. L.A. Clippers ... missed four games due to a groin strain (11/12-18) and two with a left Achilles strain (1/30-31) ... contributed the best statistical playoff run of his career, notching 14.6 points, 6.1 rebounds, 2.0 assists and 1.13 steals in 34.9 minutes ... played in and started all 16 postseason games for the Hawks ... shot .403 (29-of-72) from 3-point distance ... scored in double digits in 11 games and reached the 20-point plateau seven times ... tallied a playoff career-high 25 points (9-of-14 FG, 3-of-5 3FG, 4-of-5 FT) on 5/15 at Washington.

2013-14 (Atlanta): Played in and started 73 games for Atlanta, averaging 11.1 points, 5.5 rebounds, 1.8 assists and a career-high 1.48 steals in 32.1 minutes per game ... shot .470 (302-of-642) from the field and .362 (97-of-268) from beyond the arc ... ranked third in the NBA in steals-per-turnover ratio (1.37) ... scored in double-figures 44 times with four 20-point games... had five double-digit rebounding nights and posted three double-doubles ... registered at least three steals 17 times ... paced the team in rebounding 12 times, scoring three times and assists once ... grabbed a career high-tying 12 rebounds on 11/20 vs. Detroit ... scored a season-high 21 points on 11/15 vs. Philadelphia, his first career 20-point game; shot 8-of-14 from the field and made five 3-pointers against the Sixers ... notched 8.9 points, 4.9 boards and 1.6 assists in 35.1 minutes over seven postseason games, while shooting .409 (9-of-22) from three-point range.

2012-13 (Utah): Appeared in 66 games, starting 12, with the Jazz, averaging 6.0 points and 2.8 rebounds in 16.8 minutes per game ... scored in double figures 15 times ... shot .460 from the field (149-324) ... totaled 58 steals in 66 games played ... his 1.9 steals per 36 minutes ranked 15th-best in the NBA among players with at least 1,000 minutes played on the year.

2011-12 (DEN/UTA): Appeared in 24 total games, averaging 4.5 points and 2.2 rebounds in 14.5 minutes per game ... played in 20 games and made nine starts with Utah, averaging 4.8 points and 2.5 rebounds in 16.4 minutes per game ... started the final nine games of the regular season, averaging 5.6 points and 3.2 rebounds in 22.7 minutes per game ... reached double-figure scoring with the Jazz three times ... totaled 12 points, three rebounds and three assists in 21 minutes in four games with Denver ... averaged 4.8 points and 3.8 rebounds in 18.3 minutes over four postseason outings with Utah.

2010-11 (MEM/HOU): Played with Memphis and Houston ... appeared in 12 games, totaling 10 points and eight rebounds in 50 minutes ... also saw action in six games (all starts) with the NBA G League's Dakota Wizards, averaging 18.3 points, 6.8 rebounds, 2.0 assists and 1.2 steals in 35.8 minutes per game.

2009-10 (Memphis): Played in 71 games, including one start, as a rookie in Memphis, averaging 2.9 points and 2.1 rebounds in 11.2 minutes per game ... scored 10-or-more points four times ... made his NBA debut on 10/28 vs. Detroit, recording two points, four rebounds and one assist.

NBA REGULAR SEASON STATISTICS

Year	TEAM	G	MINS	FGM-FGA	PCT	FTM-FTA	FT%	FG3-FG3A	PCT	OFF-DEF-TOT	R/G	AST	A/G	PF	DQ	STL	BLK	PTS	AVG
09-10	MEM	71	795	88-222	.396	33-53	.623	0-6	.000	53-97-150	2.1	33	0.5	107	1	28	9	209	2.9
10-11	MEM/HOU	12	50	4-12	.333	2-2	1.000	0-0	---	2-6-8	0.7	4	0.3	5	0	1	1	10	0.8
11-12	DEN/UTA	24	348	43-105	.410	14-16	.875	7-19	.368	28-25-53	2.2	18	0.8	37	0	12	1	107	4.5
12-13	UTA	66	1111	149-324	.460	75-98	.765	20-70	.286	87-101-188	2.8	61	0.9	119	2	58	24	393	6.0
13-14	ATL	73	2341	302-642	.470	109-141	.773	97-268	.362	107-296-403	5.5	134	1.8	188	0	108	21	810	11.1
14-15	ATL	70	2189	318-653	.487	127-181	.702	120-304	.395	99-273-372	5.3	118	1.7	154	1	94	17	883	12.6
15-16	TOR	26	786	105-270	.389	30-50	.600	46-118	.390	31-91-122	4.7	27	1.0	63	0	44	6	286	11.0
16-17	TOR	72	1882	220-550	.400	89-117	.761	109-320	.341	63-212-275	3.8	74	1.0	143	0	81	27	638	8.9
17-18	BKN	73	2180	325-785	.414	188-246	.764	145-391	.371	105-374-479	6.6	147	2.0	165	2	59	30	983	13.5
18-19	BKN	67	1703	227-575	.395	184-242	.760	106-310	.342	68-281-349	5.2	85	1.3	114	0	31	10	744	11.1
TOTALS		554	13385	1781-4138	.430	851-1146	.743	650-1806	.360	643-1756-2399	4.3	701	1.3	5063	6	516	146	5063	9.1

NBA PLAYOFF STATISTICS

Year	TEAM	G	MINS	FGM-FGA	PCT	FTM-FTA	PCT	FG3-FG3A	3FG%	OFF-DEF-TOT	R/G	AST	A/G	PF	DQ	STL	BLK	PTS	AVG
11-12	UTA	4	73	9-19	.474	0-0	---	1-5	.200	7-8-15	3.8	3	0.8	9	0	2	1	19	4.8
13-14	ATL	7	246	23-49	.469	7-11	.636	9-22	.409	12-22-34	4.9	11	1.6	21	0	5	3	62	8.9
14-15	ATL	16	558	86-177	.486	32-41	.780	29-72	.403	26-71-97	6.1	32	2.0	36	0	18	5	233	14.6
15-16	TOR	20	596	62-159	.390	27-36	.750	26-79	.329	23-58-81	4.1	17	0.9	62	0	18	7	177	8.9
16-17	TOR	10	155	15-37	.405	5-9	.556	7-22	.318	4-23-27	2.7	5	0.5	13	0	8	5	42	4.2
18-19	BKN	5	119	9-38	.237	8-8	1.000	7-24	.292	6-14-20	4.0	2	0.4	8	0	4	0	33	6.6
TOTALS		62	1747	204-479	.426	79-105	.752	79-224	.353	78-196-274	4.4	70	1.1	149	0	55	21	566	9.1

CAREER HIGHS

	REGULAR SEASON HIGHS	PLAYOFF HIGHS
MINUTES	46, at Cleveland, 02/13/19	44, at Brooklyn, 04/27/15
POINTS	26 (3), vs. Miami, 01/19/18	25, at Washington, 05/15/15
REBOUNDS	14, vs. Boston, 01/14/19	10 (3), at Washington, 05/15/15
ASSISTS	6 (2), vs. Denver, 02/06/19	5 (2), at Brooklyn, 04/27/15
STEALS	6, at Golden State, 11/17/15	4, vs. Miami, 05/05/16
BLOCKS	3 (3), at Houston, 11/23/16	2 (4), at Milwaukee, 04/20/17

DEMAR DeROZAN

HEIGHT 6-7 | WEIGHT 220 | SEASON 11th
BIRTHDATE 8/7/89 | BIRTHPLACE Compton, California
HIGH SCHOOL Compton | COLLEGE Southern California



GUARD
10

SELECTED BY TORONTO IN THE FIRST ROUND OF
THE 2009 NBA DRAFT, NINTH OVERALL PICK

ACQUIRED BY THE SPURS ON 7/18/18

CAREER NOTES: 10-year NBA veteran who is a two-time All-NBA performer - Second Team in 2017-18 and Third Team in 2016-17 ... four-time NBA All-Star, named a starter twice (2017, 2018) and a reserve for two All-Star Games (2014, 2016) ... one of nine players in the NBA to average 20+ points in each of the last six seasons ... averaging 19.9 points, 4.3 rebounds, 3.4 assists and 34.1 minutes in 752 career regular season games (740 starts) ... shooting .828 (3,905-4,718) from the charity stripe ... has 381 career 20-point games, including 109 30-point outings and 13 40-point performances ... has posted 27 career double-doubles and one triple double ... has recorded 21 career double-digit rebound games and eight games with 10-or-more assists ... has appeared in 58 postseason outings, averaging 21.9 points, 4.6 rebounds and 1.1 steals in 37.3 minutes ... is shooting .851 (337-396) from the foul line in the playoffs ... has earned Eastern Conference Player of the Month honors three times (January, 2018, January, 2016 and April, 2015) ... named Eastern Conference Player of the week 10 times ... participated in the Sprite Slam Dunk contest at the 2010 and 2011 NBA All-Star Weekend ... originally drafted with the ninth overall pick in the 2009 NBA Draft by the Toronto Raptors ... spent one season at the University of Southern California ... earned first-team Pac-10 All-Freshman honors and was named Pac-10 Tournament MVP ... won the 2017-18 Magic Johnson Award, which honors the player who best combines excellence on the basketball court with cooperation and dignity in dealing with the media and the public ... won gold medals with Team USA at the 2016 Olympics in Rio and 2014 World Cup in Spain.

2018-19 (San Antonio): Became the first player in Spurs franchise history to average 20.0 points, 5.0 rebounds and 5.0 assists over the course of an entire season ... led the team assists per game (6.2), while ranking second in scoring (21.2) and third in rebounds (6.0) ... his 6.2 assists and 6.0 rebounds per game were both career highs ... Scored 10-plus 74 times, 20-plus 42 times and 30-plus 13 times ... led the team in points 35 times, rebounds 14 times, assists 51 times, steals 28 times and minutes played 38 times ... finished the year as one of just four players in the league to average 21-plus points, 6-plus rebounds and 6-plus assists along with James Harden, LeBron James and Russell Westbrook ... recorded his first career triple-double on 1/3 vs. Toronto, tallying 21 points, 14 rebounds and 11 assists ... contributed the second-most points in a Spurs debut with 28 points vs. Minnesota on 10/17 ... dished out a career-high 14 assists on 10/22 against the Lakers in Los Angeles ... his 15 rebounds vs. Miami on 3/20 marked a new career high ... recorded 136 points through his first five games, giving him the most points ever by a Spur in his first five games with the team ... started all seven playoff games for the Silver and Black, leading the team with 22.0 points, 4.6 assists and 1.14 steals, adding 6.7 boards in 35.9 minutes ... earned a double-double with 18 points and 12 rebounds to go along with 6 assists and a blocked shot in Game 1 at Denver, becoming the first player to record a double-double (18 points, 12 boards) in his first playoff game with the team since Nazr Mohammed in 2005 ... his 12 rebounds marked a new career-playoff-high ... recorded his 15th-career playoff game with 30-or-more points when he tallied 31 points (11-19 FG, 9-9 FT), 7 rebounds, 2 assists and 2 steals in Game 2 at Denver ... notched 15-or-more points in all seven games ... led the team with 32 assists, 8 steals, 38 free throws made and a 86.4 percent mark from the charity stripe during the postseason.

2017-18 (Toronto): Averaged a team-best 23.0 points, 11th in the NBA, a career-high 5.2 assists, 3.9 rebounds and 33.9 minutes in 80 contests (all starts) ... DNP twice ... shot .825 (461-559) at the free throw line, an eighth consecutive season above 80 percent ... ranked fifth in the league in free throws made (461) ... made a career-high 89 three-pointers ... totaled double digits in free throws made in 14

games ... dished out at least five assists in 50 games played ... led the club in scoring 49 times, rebounds on two occasions and in assists in a career-high 24 outings ... scored 20-or-more points 53 times and 30+ 16 times ... selected as a starter for the 2018 NBA All-Star Game in Los Angeles - finished with 21 points, six rebounds and two assists in 27 minutes ... named Eastern Conference Player of the Month for games played in January; ranked second in the East in scoring (25.3 ppg) and posted the highest assist average (5.9) for any month of his career ... selected as Eastern Conference Player of the Week five times ... scored 35 points and tied a career best with six three-point field goals on 2/2 vs. Portland while setting a career-high with 10 three-point attempts ... scored a game-high 42 points on 1/13 vs. Golden State while passing Vince Carter (91) for most 30-point games in Raptors team history ... set a single-game Toronto franchise-record scoring 52 points (17-29 FG, 5-9 3PT, 13-13 FT) in an overtime victory on 1/1 vs. Milwaukee ... scored a then career-high 45 points and made a career-best six three-pointers on 12/21 at Philadelphia ... recorded 25 points and a season-high 9 assists on 12/10 at Sacramento ... recorded 20+ points in nine straight games (Nov. 3-19), averaging 27.9 points ... appeared in his 600th career game on 10/27 at L.A. Lakers ... matched a career-high with six steals on 10/25 at Golden State ... made his franchise-record ninth season-opening start on 10/19 vs. Chicago ... DNP (rest) on 4/8 vs. Orlando ... DNP due to a left thigh contusion on 3/20 at Orlando ... appeared in all 10 playoff games for Toronto, averaging 22.7 points, 4.0 assists and 3.6 rebounds in 35.4 minutes.

2016-17 (Toronto): Averaged a career and team-best 27.3 points, fifth in the NBA, a career-high 4.5 rebounds and 3.9 assists in 35.9 minutes (10th in the NBA) in 74 contests ... Named All-NBA Third Team - his first All-NBA selection ... Selected Eastern Conference Player of the Week four times ... Shot .842 (545-647) at the foul line, a seventh consecutive season above 80 per cent ... Ranked fifth in the league in free throws made and tied for sixth in attempts ... Totalled double digits in free throws made in 21 games ... Paced the club in scoring 53 times, rebounds on four occasions and in assists 16 outings ... Scored 20-or-more points 61 times and 30+ 32 times ... Had 35 points (11-15 FG, 13-15 FT) Apr. 9 at New York, becoming the first visiting player with multiple 35-point games at MSG since Allen Iverson in 2005-06 ... Totaled 38 points Apr. 7 vs. Miami for his 31st game of 30-or-more points; eclipsed Vince Carter's team record for most 30+ games in a single season ... Recorded fifth double-double with 12 points and a season-high 10 assists Apr. 5 at Detroit ... Scored 40 points Mar. 31 vs. Indiana; attempted a season-high 20 free throws ... Selected Eastern Conference Player of the Week (Mar. 20-26); topped all Eastern Conference players averaging 33.3 points in three victories ... Became the first Raptor since Vince Carter (Dec. 7-9, 2001) to score 40+ points in consecutive games (Mar. 21-23) ... Scored 40 points Mar. 23 at Miami; passed Chris Bosh (2,997) as the franchise leader for career free throws made ... Scored 42 points Mar. 21 vs. Chicago for his fifth 40-point game - the most in a single-season by a player in franchise history; set a single-game franchise record with 38 shot attempts against the Bulls ... Became the first player in franchise history to reach 11,000 career points Mar. 10 at Atlanta ... Matched a career high with 13 rebounds Mar. 3 at Washington ... Scored 113 points over a three-game stretch (Feb. 24-27) - tying the most over a three-game span in his career (Last: Jan. 7-10, 2017) ... Recorded a game-high 37 points Feb. 27 at New York, scoring the final 12 points of the game for Toronto (outscored the Knicks (12-11) in the final three minutes); made the game-winning shot with just under two seconds remaining; marking his second career game-winning field goal with five or fewer seconds ... Scored a then career-high 43 points (15-28 FG, 1-3 3FG, 12-12 FT) Feb. 24 vs. Boston ... Made his third appearance as an All-Star and first as a starter Feb. 19 in New Orleans; finished with 16 points, five rebounds and six assists in 24 minutes ... Scored 20+ points in a career-high 20 straight games (Dec. 23 - Feb. 12) ... Missed four games (Jan. 31 - Feb. 5) with a sore right ankle ... Missed three games (Jan. 24-27) with a sprained right ankle ... Voted as a starter for the Eastern Conference All-Star team Jan. 19 ... Led the team outright in points (36), rebounds (11) and assists (6) in the same game for the second time in his career Jan. 17 at Brooklyn ... Became first player in team history to be named Eastern Conference Player of the Week three times in the same season (Jan. 9-15); averaged 30.7 points and 7.3 rebounds in three games ... Recorded a then season-high 41 points (16-29 FG) and a career-best 13 rebounds Jan. 10 vs. Boston ... Scored 36 points Jan. 8 vs. Houston, setting a single-season career high with his 18th game of 30-or-more points ... Scored 29 points and passed Chris Bosh (10,275) as the team's all-time leading scorer Dec. 28 at Golden State ... Named Eastern Conference Player of the Week (Dec. 12-18) after scoring 30+ points and shooting better than 50 per cent from the field in all four games ... Became the franchise leader in games played (543) Dec. 8 vs. Minnesota ... Scored 30 points Nov. 18 at Denver to join Alex English (1985-86) and Michael Jordan (1986-87) as the only players in the last 40 years to score 30+ points in 10 of their first 12 games to start a season ... Scored 34 points Nov. 16 vs. Golden State; going 17-for-17 at the free throw line - his most free throws made without a miss in a single game ... Named Eastern Conference Player of the Week for games played Nov. 7-13; led the NBA averaging 34.7 points, while shooting .535 (38-for-71) from the field ... Joined Kyle Lowry, Chris Bosh and Vince Carter as the only players in team history to win the award multiple times ... Led the team in scoring in

each of the first nine games of the season (Oct. 26 - Nov. 12), averaging 34.0 points ... With 34 points Nov. 4 vs. Miami, became the first player to start a season with five consecutive games with at least 30 points since Michael Jordan in 1986 ... Set a franchise opening-night record with 40 points Oct. 26 vs. Detroit; made a career-high 17 field goals ... Set a franchise-record with his eighth straight opening-night start ... Playoffs: Averaged a team-best 22.4 points, 4.9 rebounds, 3.4 assists and 37.3 minutes in 10 games ... Shot .434 (76-175) from the floor ... Scored 20 or more points six times and had three outings of 30+ points ... Scored a postseason career-high 37 points (12-23 FG, 13-13 FT) in Game Three against Cleveland on May 5 ... Recorded 32 points and five steals in Game Six versus Milwaukee on Apr. 27.

2015-16 (Toronto): Averaged a team-high and then career-best 23.5 points, tied for eighth in the NBA, with 4.5 rebounds and 4.0 assists in 35.9 minutes (eighth in the NBA) in 78 contests ... Shot career bests of .338 (47-139) from three-point range and .850 (555-653) at the foul line ... The 555 FTM and 653 FTA were career highs and franchise records ... Ranked second in the league in free throws made and third in attempts ... Totalled double digits in free throws made in 19 games ... Paced the club in scoring 47 times, rebounds on two occasions and in assists in 16 outings ... Scored 20 or more points 54 times and 30+ 14 times ... Rested Apr. 13 at Brooklyn ... Tallied 27 points at New York on Apr. 10 to move past Vince Carter for second on the club's all-time scoring list (9,422) ... Rested Apr. 8 vs. Indiana and Apr. 2 at San Antonio ... Made three free throws Mar. 28 vs. Oklahoma City, breaking his own single-season franchise record (2013-14) for free throws made (519) ... Ejected at the 2:55 mark in the fourth quarter Mar. 25 at Houston ... Did not play (rest) Mar. 15 at Milwaukee ... Led the team with a season high-tying 38 points, 10 rebounds and seven assists Mar. 12 vs. Miami - his 10th career double-double ... Scored a season-high 38 points Mar. 4 vs. Portland; set a franchise record with 24 made free throws before intentionally missing his 25th attempt to seal the victory ... Appeared in his 500th career game Feb. 26 vs. Cleveland, becoming the fourth player in team history to reach the milestone ... Became the franchise leader for most victories by a single player (233) Feb. 22 vs. New York ... Appeared in his second All-Star Game on Feb. 14 in Toronto, finishing with 18 points in 19 minutes as a reserve ... Named co-winner for Eastern Conference Player of the Month in January along with Kyle Lowry; averaged 23.9 points in 14 games with eight games of 20+ points ... Named a reserve for the Eastern Conference All-Star team Jan. 28 ... Scored 30+ points in three straight games (Jan. 18-22) for the second time in his career (Last: Feb 25 - Mar. 3, 2014), averaging 32.3 points ... Matched a then career high with 11 rebounds Jan. 14 vs. Orlando in London, England; added 13 points for his ninth career double-double ... Scored 20+ points in a then career-high nine consecutive games (Dec. 9-26) ... Named Eastern Conference Player of the Week for games Dec. 7-13, averaging 24.0 points and shooting .517 (31-for-60) from the field in four games ... Had a season-high five steals Nov. 15 at Sacramento ... Recorded eighth career double-double with 15 points and a season-high 11 assists Nov. 13 vs. New Orleans ... Scored a game-high 25 points Oct. 28 vs. Indiana; joined Vince Carter as the only players in team history to start in seven consecutive opening nights ... Playoffs: Paced the Raptors in scoring at 20.9 points per game; also added averages of 4.2 rebounds, 2.7 assists and 37.3 minutes in 20 games ... Scored in double figures in 17 games, with 12 outings of 20+ points and five of 30-or-more ... The Raptors were undefeated in the five games he recorded 30+ points ... Had back-to-back games of 32 points in Toronto's Game 3 and 4 victories over Cleveland in the conference finals, May 23 and 21 ... Shot 26-47 (.553) from the field and 12-13 (.923) at the foul line in those two contests ... Tied a then playoff high with 34 points (11-22 FG, 1-1 3FG, 11-11 FT) in Game 5 (May 11) vs. Miami ... Tallied 30 points on 32 FGA attempts, with three steals and two blocks, in a Game 7 victory over Indiana on May 1 ... Scored a then career playoff best with 34 points (10-22 FG, 2-4 3FG, 12-13 FT) Apr. 26 vs. Indiana.

2014-15 (Toronto): Averaged a team-best 20.1 points, 14th in the NBA, with 4.6 rebounds and 3.5 assists in 35.0 minutes (15th in the NBA) in a career-low 60 contests ... Shot a then career-best .832 percent (361-434) from the foul line ... Led the team in free throws made and attempted, ranking eighth and 12th in the league, respectively ... Totalled double digits in free throws made in 12 games ... Paced the club in scoring 30 times, rebounds on eight occasions and in assists in 13 outings ... Named Eastern Conference Player of the Month for April; averaging 24.1 points in seven contests ... Tallied his fifth 30+ outing with 38 points Apr. 4 vs. Boston ... Averaged 23.9 points in March, scoring 20+ points in 13-of-15 games ... Led the team in assists in four straight games (Mar. 22-27), totalling 21 ... Scored a then career-high 42 points and tied his then career best with 11 rebounds Mar. 30 vs. Houston; became the fourth Raptor to record 40+ points and 10+ rebounds in the same game ... Registered 20+ points in seven consecutive games (Mar. 15-25) ... Passed Andrea Bargnani (433) for fifth on the team's all-time game played list Mar. 25 vs. Chicago ... Matched a season high with nine assists Mar. 8 at Oklahoma City ... Made a season-high 14 field goals en route to 30 points Mar. 6 at Charlotte ... Became the third player in team history to reach 7,000 career points Feb. 20 at Atlanta ... Led the team in points (24), rebounds (9) and assists (8) in the same game for the first time in his career Feb. 6 vs. L.A. Clippers ... Posted second double-double Jan. 31 at Washington with 15

points and team highs of 10 rebounds and seven assists ... Set a season high with nine assists Jan. 30 at Brooklyn ... Scored a team-high 20 points in his return to the lineup Jan. 14 vs. Philadelphia; appeared in his 400th game as a Raptor ... Inactive for 21 games (Nov. 30 - Jan. 12) with a torn left adductor longus tendon sustained in the third quarter Nov. 28 vs. Dallas ... Scored 10 points Nov. 13 vs. Chicago and passed Andrea Bargnani (6,581) for third on the team's all-time scoring list ... Recorded 23 points and a team-high six assists Nov. 5 at Boston, passing Morris Peterson (6,498) for fourth on the team's all-time scoring list ... Posted a double-double on opening night with 15 points, 11 rebounds and a career-high six steals; became the first guard since Jason Kidd (Oct. 31, 2000) with 10+ rebounds and five-plus steals in team's first game of the season ... Playoffs: Paced the Raptors in the first-round series vs. Washington averaging 20.3 points; added 6.3 rebounds and team bests of 5.8 assists, 1.5 steals and 39.7 minutes ... Shot .824 (14-17) from the charity stripe ... Had 15 points and grabbed a playoff career-high 11 rebounds in Game 1 (Apr. 18) ... Scored a then playoff career-high 32 points in Game 3 (Apr. 24).

2013-14 (Toronto): Averaged 22.7 points, 4.3 rebounds, 4.0 assists and a career-high 38.2 minutes in 79 games ... Finished tied for ninth in the NBA in scoring (22.7), fourth in made free throws (519), sixth in free throw attempts (630) and fourth in minutes (38.2) ... Recorded 5+ assists 27 times this season; something he accomplished just 17 times during his first four seasons combined ... Set a new career high for made free throws (516) and assists (313) in a season ... Recorded third career double-double Mar. 18 at Atlanta, leading the team with 29 points and tying his then career high with 10 rebounds ... Scored 30+ points in a then career-high three straight games (Feb. 25 - Mar. 2), averaging 33.0 points ... Averaged a team-high 26.4 points (seventh in the NBA) during 12 games in February ... Scored 34 points and played a season-high 57 minutes Feb. 27 vs. Washington ... Played in his first All-Star Game Feb. 17 in New Orleans, scoring eight points in 15 minutes as a reserve for the Eastern Conference All-Stars ... Participated in the Taco Bell Skill Challenge as part of All-Star Weekend ... Set then career highs with 17 free throws made and 19 attempted Feb. 17 against the L.A. Clippers; finished with 36 points, the most he has scored in his hometown ... Recorded second career double-double with a game-high 36 points and career-high 12 assists Feb. 1 at Portland - became the fifth player in team history to have 30+ points and 10+ assists in the same game ... Missed two games (Jan. 27-29) with a sprained left ankle/foot ... Poured in a then career-high 40 points Jan. 22 vs. Dallas; eighth player in franchise history to score 40+ points ... Collected five or more rebounds in a career-high seven consecutive games Jan. 8-20 ... Scored 26 points and grabbed nine rebounds Jan. 1 vs. Indiana; passed Jose Calderon (5,235) for fifth on the Raptors' all-time scoring list ... Became the sixth Raptor to reach 5,000 career points Dec. 8 at L.A. Lakers ... Tossed in 37 points Nov. 15 vs. Chicago ... Started his fourth opening night Oct. 30 vs. Boston ... Playoffs: Led the team with an average of 23.9 points, 1.14 steals and 40.3 minutes in seven games versus Brooklyn ... Added 4.1 rebounds and 3.6 assists ... Shot .899 (71-79) from the charity stripe ... Scored 30 points in consecutive games (Games 2 and 3) ... Made 10+ free throws in four of the seven games: 12-14 FT in Game 2 (Apr. 22), 13-15 in Game 3 (Apr. 25), 12-13 in Game 5 (Apr. 30) and 10-11 in Game 6 (May 2).

2012-13 (Toronto): Averaged then career highs in points (18.1), rebounds (3.9), assists (2.5) and minutes (36.7) ... Became the first player in team history to start 82 games in multiple seasons ... Shot .831 (355-427) from the free-throw line ... Ranked 17th in the NBA in scoring (18.1) and fourth in total minutes (3,013) ... Ranked seventh in the NBA in free throws made (355) and eighth in attempts (427) ... Poured in 20 or more points 33 times, with five games of 30+ points ... Led the team in scoring a team-high 31 times ... Averaged 22.9 points and shot .540 (81-for-150) from the field during nine games in April ... Recorded consecutive 30+ point games for the second time in his career (Apr. 14-16) - last: Mar. 4-5, 2011 ... Matched a season high with nine assists Mar. 2 at Milwaukee ... Tied his then career high with 14 free throws as part of a 34-point performance Feb. 27 at Cleveland ... Was a perfect 14-for-14 from the charity stripe Feb. 3 vs. Miami ... Recorded a season-high nine assists Jan. 28 vs. Golden State ... Hit a fadeaway jumper at the buzzer to defeat the Magic Jan. 24 in Orlando; scored a game-high 22 points ... Tied his then career high with four steals Dec. 12 vs. Brooklyn ... Grabbed five or more rebounds in five consecutive games (Nov. 30 - Dec. 9) ... Blocked a career-best four shots Dec. 5 at Sacramento ... Pulled down a season-high nine rebounds Nov. 18 vs. Orlando ... Played a career-high 60 minutes Nov. 12 vs. Utah and matched his then career high with 37 points.

2011-12 (Toronto): Averaged 16.7 points, second on team, 3.3 rebounds and a team-best 35.0 minutes ... Ranked 10th among all Eastern Conference players in post-All-Star scoring (17.8 ppg) ... Led the Raptors in scoring 28 times ... Scored in double figures in 52 of his 63 appearances, with 25 games of 20+ points ... Ranked 12th in the NBA in free throws made (268) and 15th in attempts (331) ... Made 24 three-pointers after a combined nine in his first two seasons ... Missed the season finale vs. New Jersey with a sore left ankle ... Was ejected for the first time in his career with 3:58 remaining in the second quarter Apr. 23 at Milwaukee ... Tallied 22+ points in three consecutive games (Apr. 13-16) ... Shot a perfect 13-for-13 from

the line Apr. 13 vs. Boston ... Scored 15+ points in 12 consecutive games (Mar. 16 – Apr. 8) ... Averaged 18.7 points during 15 games in March ... Returned to the lineup Mar. 28 vs. Denver after missing two games (Mar. 24-26) with a sore left ankle ... Ended a streak of 130 starts – the second longest streak in team history Mar. 24 at Chicago (sore left ankle) ... Poured in a season-high 30 points before leaving the game with 2:59 left in the fourth due to a sore left ankle Mar. 23 vs. New York ... Scored 20+ points in seven of nine games (Feb. 15 – Mar. 7) ... Played a season-high 46 minutes Mar. 4 vs. Golden State and led the team with 25 points ... Had 29 points and equalled season high with 13 FGM Feb. 15 vs. San Antonio ... Led the team with a season-high seven assists Feb. 12 vs. L.A. Lakers ... Scored 27 points Jan. 29 at New Jersey and also attempted a then career-high 16 free throws ... Grabbed a season and team-high eight rebounds, including a career-high six offensive boards Jan. 22 at L.A. Clippers ... Made a then career-high five three-pointers Jan. 4 vs. Cleveland, surpassing his season total from last year; recorded a then season-high 25 points against the Cavaliers ... Hit a pair of three-pointers for the first time in his career Dec. 28 vs. Indiana ... Scored a game-high 22 points in the home opener against the Pacers.

2010-11 (Toronto): Was the only Raptor to appear and start all 82 games ... Ranked second on the team in scoring (17.2) and third among all sophomores ... Had the biggest scoring increase among all sophomores and third in the NBA (8.6 to 17.2) ... Led the team in scoring 17 times ... Had a team-best 68 games scoring in double figures ... Shot .880 (117-133) from the foul line after the All-Star break ... Led all sophomores in free throws made and attempted (327-402) ... Led the team in steals with 85 ... Averaged 23.1 points, 4.9 rebounds and 40.0 minutes during eight games in April ... Scored 17+ points in nine straight games (Mar. 30 - Apr. 13) to end the season ... Finished with 36 points and a season-high 10 rebounds for his first career double-double Apr. 5 at New York ... Scored 14+ points in 16 consecutive games (Feb. 2 - Mar. 11) ... Recorded back-to-back 30-point games (Mar. 4-5) for the first time in his career ... scored 14 points in 22 minutes as a starter for the Sophomore Team in the T-Mobile Rookie Challenge & Youth Jam at All-Star Weekend in Los Angeles ... Also competed in the Sprite Slam Dunk contest on All-Star Saturday Night ... Scored 20+ points in six of seven games (Jan. 17-26) ... Had a season-high four steals Jan. 28 vs. Milwaukee ... Led the team in scoring four consecutive games (Jan. 17-22), averaging 24.3 points ... Scored 30 points and tied season high in field goals made (13) Jan. 22 at Miami ... Set a then career high with 13 field goals made Jan. 9 vs. Sacramento ... Set season highs in points (37) and free throws made (13) Dec. 31 at Houston.

2009-10 (Toronto): Averaged 8.6 points and 2.9 rebounds during 77 appearances ... Became the fourth rookie to start on opening night for Toronto, joining Damon Stoudamire (1995), Vince Carter (1998) and Joey Graham (2005) ... Started 65 consecutive games to begin the season, averaging 8.5 points and 3.0 rebounds in those games ... Ranked third in franchise history with 65 starts during a rookie campaign ... Ranked 13th among NBA rookies in points (8.9) and fifth in field goal percentage (.498) ... Led the team in scoring and rebounding three times each ... Set then career highs in points (24), field goals (9), rebounds (14) and minutes (38) during the season finale Apr. 14 vs. New York ... Came off the bench for the first time Mar. 26 vs. Denver and led the reserves in scoring with 15 points ... Won the inaugural NBA All-Star Dunk-In by defeating L.A. Clippers guard Eric Gordon during halftime of the T-Mobile Rookie Challenge & Youth Jam at All-Star Weekend in Dallas ... advanced to the Sprite Slam Dunk contest where he finished second to New York's Nate Robinson ... Missed five games (Jan. 27 – Feb. 3) with a sprained right ankle ... scored eight points and grabbed five rebounds in 24 minutes during his NBA debut Oct. 28 vs. Cleveland.

NBA REGULAR SEASON STATISTICS

Year	TEAM	G	MINS	FGM-FGA	PCT	FTM-FTA	FT%	FG3-FG3A	PCT	OFF-DEF-TOT	R/G	AST	A/G	PF	DQ	STL	BLK	PTS	AVG
09-10	TOR	77	1664	255-512	.498	148-194	.763	4-16	.250	66-157-223	2.9	53	0.7	176	0	43	18	662	8.6
10-11	TOR	82	2851	539-1154	.467	327-402	.813	5-52	.096	75-240-315	3.8	148	1.8	217	0	85	31	1410	17.2
11-12	TOR	63	2206	381-903	.422	268-331	.810	24-92	.261	40-171-211	3.3	128	2.0	162	0	48	17	1054	16.7
12-13	TOR	82	3013	548-1231	.445	355-427	.831	34-120	.283	48-272-320	3.9	204	2.5	173	1	76	24	1485	18.7
13-14	TOR	79	3017	604-1407	.429	519-630	.824	64-210	.305	51-292-343	4.3	313	4.0	197	0	86	28	1791	22.7
14-15	TOR	60	2100	409-990	.413	361-434	.832	25-88	.284	41-236-277	4.6	210	3.5	122	0	73	11	1204	20.1
15-16	TOR	78	2804	614-1377	.446	555-653	.850	47-139	.338	64-285-349	4.5	315	4.0	167	0	81	21	1830	23.5
16-17	TOR	74	2620	721-1545	.467	545-647	.842	33-124	.266	70-316-386	5.2	290	3.9	134	0	78	13	2020	27.3
17-18	TOR	80	2712	645-1413	.456	461-559	.825	89-287	.310	59-256-315	3.9	417	5.2	151	0	85	22	1840	23.0
18-19	SA	77	2688	631-1313	.481	366-441	.830	7-45	.156	54-408-462	6.0	475	6.2	177	1	86	36	1635	21.2
TOTALS		752	25674	5347-11845	.451	3905-4718	.828	332-1173	.283	568-2633-3201	4.3	2553	3.4	1676	2	741	221	14931	19.9

NBA PLAYOFF STATISTICS

Year	TEAM	G	MIN	FGM-FGA	PCT	FTM-FTA	PCT	FG3-FG3A	3FG%	OFF-DEF-TOT	R/G	AST	AG	PF	DQ	STL	BLK	PTS	AVG
13-14	TOR	7	282	45-117	.385	71-79	.899	6-18	.333	3-26-29	4.1	25	3.6	23	0	8	2	167	23.9
14-15	TOR	4	159	32-80	.400	14-17	.824	3-8	.375	5-20-25	6.3	23	5.8	12	0	6	0	81	20.3
15-16	TOR	20	746	157-398	.394	100-123	.813	4-26	.154	13-70-83	4.2	54	2.7	52	0	22	3	418	20.9
16-17	TOR	10	373	76-175	.434	71-80	.888	1-15	.067	4-45-49	4.9	34	3.4	26	0	14	0	224	22.4
17-18	TOR	10	354	87-199	.437	43-53	.811	10-35	.286	6-30-36	3.6	40	4.0	24	0	5	6	227	22.7
18-19	SA	7	251	58-119	.487	38-44	.864	0-1	.000	10-37-47	6.7	32	4.6	16	0	8	1	154	22.0
TOTALS		58	2165	455-1088	.418	337-396	.851	24-103	.233	41-228-269	4.6	208	3.6	153	0	63	12	1271	21.9

CAREER HIGHS

	REGULAR SEASON HIGHS	PLAYOFF HIGHS
MINUTES	61, vs. Utah, 11/12/12	46, vs. Cleveland, 05/07/17
POINTS	52, vs. Milwaukee, 01/01/18	37 (2), vs. Washington, 04/17/18
REBOUNDS	15, vs. Miami, 03/20/19	12, at Denver, 04/13/19
ASSISTS	14, at LA Lakers, 10/22/18	8, vs. Cleveland, 05/07/17
STEALS	6 (2), at Golden State, 10/25/17	5, at Milwaukee, 04/27/17
BLOCKS	4 (2), at Minnesota, 11/28/18	3, vs. Cleveland, 05/01/18

DREW EUBANKS



HEIGHT 6-10 | WEIGHT 245 | SEASON Second
BIRTHDATE 2/1/97 | BIRTHPLACE Starkville, Mississippi
HIGH SCHOOL Reynoldolds HS (Troutdale, OR) | COLLEGE Oregon State

SIGNED BY SAN ANTONIO ON 9/24/18 (TWO-WAY)

CENTER
14

CAREER NOTES: In his second NBA season, both in Silver and Black ... went undrafted in the 2018 NBA Draft ... signed by the Spurs to a two-way contract on September 24, 2018 ... stands as the only player in Spurs history to score with both the San Antonio Spurs and the Austin Spurs on the same day when he did so on 1/5/19 ... a member of back-to-back Spurs Summer League squads in both Salt Lake City and Las Vegas in 2018 and 2019 ... led the 2019 Summer League Spurs in Vegas with 1.30 blocks to go along with 16.7 points, 6.0 rebounds and 1.3 assists in 21.9 minutes over three contests ... his .760 field-goal percentage in Las Vegas ranked third among all players with at least 20 field goal attempts ... posted 15.6 points, 5.8 boards, 1.0 assist in 21.6 minutes over five total Summer League games between Salt Lake City and Las Vegas in 2019 ... averaged 5.1 points, 2.4 rebounds and 1.29 blocks in seven total contests during the 2018 Summer League sessions in Salt Lake and Vegas ... played three seasons at Oregon State ... in 96 career games, including 94 starts, averaged 11.7 points, 6.6 rebounds and 1.70 blocks ... finished his career third in school history with 163 blocks and fourth in field goal percentage (.598) ... his .624 field goal percentage in his senior season marked the seventh-best single-season mark in school history ... did not miss a single game in his collegiate career ... was named Named All-Pac-12 Honorable Mention as a sophomore ... originally from Troutdale, Oregon (Reynolds High School).

2018-19: Averaged 1.8 points and 1.5 rebounds in 4.9 minutes during his rookie campaign ... appeared in 23 games for the Spurs, making his NBA debut and scoring his first points as a pro on 10/20 at Portland ... set a career high with 9 points at Golden State on 2/6, while also recording a career high of two blocks ... led the team in blocks two times in 2018-19 ... collected a career-high 6 rebounds on 4/3 at Denver ... became the first player in franchise history to appear and score while playing for both the Austin Spurs and San Antonio Spurs on the same day, when he did so on 1/5/19 ... with San Antonio's G-League Affiliate, the Austin Spurs, Eubanks averaged 16.3 points, 7.7 rebounds and 2.53 blocks in 25.0 minutes per contest, while playing in 32 games.

Appeared in five games for the Spurs in the 2019 NBA Summer League in Utah and Las Vegas, averaging 15.6 points, 5.8 rebounds and 1.0 assists in 21.6 minutes.

NBA REGULAR SEASON STATISTICS

Year	TEAM	G	MIN	FGM-FGA	PCT	FTM-FTA	FT%	FG3-FG3A	PCT	OFF-DEF	TOT	R/G	AST	A/G	PF	DQ	STL	BLK	PTS	AVG
18-19	SA	23	113	15-26	.577	11-13	.846	0-0	---	6-28	34	1.5	7	0.3	11	0	2	5	41	1.8

CAREER HIGHS

	REGULAR SEASON HIGHS	PLAYOFF HIGHS
MINUTES	21, at Golden State, 02/06/19	N/A
POINTS	9, at Golden State, 02/06/19	N/A
REBOUNDS	6, at Denver, 04/03/19	N/A
ASSISTS	2, vs. Denver, 03/04/19	N/A
STEALS	1 (2), at Denver, 04/03/19	N/A
BLOCKS	2, at Golden State, 02/06/19	N/A



BRYN FORBES

HEIGHT 6-3 | WEIGHT 190 | SEASON Fourth
BIRTHDATE 7/23/93 | BIRTHPLACE Lansing, Michigan
HIGH SCHOOL Sexton HS (Lansing, MI) | COLLEGE Michigan State

GUARD

11

SIGNED BY SAN ANTONIO ON 7/14/16

CAREER NOTES: In his fourth NBA season, all with the Spurs ... signed as a free agent on 7/14/16 ... re-signed with San Antonio on 7/20/18 ... has appeared in 198 NBA games, averaging 8.2 points and 1.9 rebounds in 20.7 minutes ... has seen action in 17 playoff games, averaging 6.6 points and 2.0 boards in 19.9 minutes ... notched the third-most three-pointers made by a Spur through his first three seasons with 282 ... he became just the 10th undrafted player in NBA history to record 250-or-more three-pointers through his first three career seasons ... joined Avery Johnson and Bruce Bowen as the only undrafted players in Spurs history to start 80-plus games in a single season ... one of three players in Spurs history under 6'4 and undrafted to start a game, along with Avery Johnson and Anthony Carter ... appeared in 19 games for the Austin Spurs during the 2016-17 season, the Spurs NBA G League affiliate, averaging 23.4 points, 3.5 rebounds, 2.7 assists and 1.32 steals in 35.5 minutes, shooting .502 (158-315) from the field and .459 (56-122) from long-range ... played on the Spurs Summer League team in 2016 and 2017 ... named to the 2017 All-NBA Summer League Second Team, leading all players who appeared in at least three games in scoring by averaging 26.0 points, 3.4 assists and 2.8 rebounds in 29.0 minutes in five games for the Spurs in Las Vegas ... also led the 2017 Utah Summer League in scoring, averaging 21.3 points, 2.7 rebounds, 2.3 assists and 1.30 steals in 29.7 minutes in three games ... spent two seasons at Michigan State ... named to the All-Big Ten Second Team in 2016 ... holds the Big Ten record for three-pointers in a single game with 11 treys at Rutgers on 3/2/16 ... played two seasons at Cleveland State, being named All-Horizon League Second Team in 2014 and Horizon League Newcomer of the Year in 2013.

2018-19: Played in all 82 games for the Silver and Black, averaging 11.8 points, 2.9 rebounds and 2.1 assists in 28.0 minutes ... led San Antonio with 176 three-pointers made on the season ... the 176 three-pointers he connected on made him just the third player in Spurs history to hit 170-or-more three-pointers in a single season ... Forbes set a number of career-high season marks including games started (81), points scored (967), field goals made (361), three-pointers made (176), free throws made (69), rebounds (239), assists (175), steals (45) and blocks (6) ... his percentages from the field (.456), three-point line (.426) and charity stripe (.885) all set career-best marks, as well ... led the team in points 4 times, assists 5 times and steals 11 times ... notched a season-high 24 points and a career-best 11 boards on 12/11 vs. Phoenix, recording his first career double-double performance ... his six three-point makes on 1/3 vs. Toronto set a new career high ... scored in double figures in 59 games this season, which ties him for the second-most double-digit performances by an undrafted player in a single season in franchise history ... Became the first Spurs point guard to open the season with five consecutive double-digit scoring performances since Tony Parker in 2013-14 ... Set a new career high with seven assists on 10/31 at Phoenix ... Matched that with seven assists on 12/21 vs. Minnesota and again on 12/29 at Los Angeles Clippers ... Swiped away a career-best four steals vs. New Orleans on 11/3 ... started all seven playoff games for San Antonio, averaging 10.7 points, 3.6 rebounds and 1.0 assists in 30.3 minutes per game ... became the first undrafted Spur since Bruce Bowen in 2008 to start every game for the Spurs in a playoff series ... Avery Johnson and Mark Olberding are the only undrafted Spurs to have averaged more points per game in a playoff run than Forbes' 10.7 in 2019 ... he led the team with 15 three-pointers made and a 48.4 percent from distance ... scored in double figures in five playoff games ... posted career playoff highs with 19 points (7-11 FG, 3-4 3FG, 2-3 FT) and 6 rebounds in Game 7 at Denver ... dished out a playoff high 3 assists at Denver in Game 2.

2017-18: Appeared in 80 games, including 12 starts, averaging 6.9 points, 1.4 rebounds and 1.0 assists in 19.0 minutes ... led the Spurs in three-point percentage last season, shooting a team-best .390 (89-228) from long range to go along with .421 (209-497) from the field and .667 (48-72) from the foul line ... scored in double figures 28 times, including 20-or-more twice ... led the team in scoring in four games and in assists three times ... recorded seven games with three-plus three-pointers ... led the team with a season-high 23 points (9-15 FG, 5-8 3FG) to go along with 3 rebounds and 2 assists vs. Sacramento on 1/28 ... led the team off the bench with 22 points (8-11 FG, 3-5 3FG, 3-4 FT), 3 rebounds and 2 assists vs. Charlotte on 11/3 ... matched a career-high with 6 assists to along with 12 points (3-7 FG, 1-1 3FG, 5-7 FT) and 3 rebounds at Washington on 3/27 ... knocked down a career-high five three-pointers en route to 17 points (6-8 FG, 5-5 3FG) vs. Miami on 12/6 ... registered a career-high 5 rebounds at Phoenix on 2/7 ... hit the game-winning three-pointer with 21 seconds remaining while finishing with 11 points in a team-leading 36 minutes at Phoenix on 12/9 ... tallied 15 points (6-11 FG, 1-3 3FG, 2-3 FT) and 3 assists in a career-high 41 minutes at Philadelphia on 1/3 ... posted 18 points (7-12 FG, 4-7 3FG) and 2 steals at LA Lakers on 1/11 ... recorded 16 points, 3 rebounds and a career-high 3 steals vs. Phoenix on 1/5 ... in his first career start tallied 13 points (5-10 FG, 3-5 3FG), 3 assists and 2 rebounds in 34 minutes vs. Chicago on 11/11 ... recorded two DNP-CDs (3/3 and 3/29) ... appeared in four playoff games, averaging 4.3 points in 12.7 minutes ... finished with 14 points (4-8 FG< 1-4 3FG, 5-7 FT) and 3 rebounds in Game 1 at Golden State on 4/14.

2016-17: Appeared in 36 games, averaging 2.6 points, 0.6 rebounds and 0.7 assists in 7.9 minutes ... shot .364 from the field and .321 from long-range ... set new career highs in each category as he recorded a game-high 27 points (10-19 FG, 4-9 3FG, 3-3 FT), a team-best 6 assists and 3 rebounds in 29 minutes of action on 4/7 at Dallas ... recorded 8 points (3-6 FG, 2-4 3FG), 3 assists and 2 rebounds on 4/2 vs. Utah ... logged 5 points (2-3 FG, 1-2 3FG), a board and an assist in 11 minutes on 3/13 vs. Atlanta ... tallied 8 points (3-7 FG, 2-5 3FG) along with a rebound on 3/11 vs. Golden State ... scored 8 points (3-4 FG, 2-3 3FG) on 1/24 at Toronto ... scored his first NBA points on 10/29 vs. New Orleans, tallying 2 along with a rebound and a steal ... made his NBA debut on 10/25 at Golden State and saw 3 minutes of action ... appeared in six postseason games, averaging 3.3 points and 1.0 rebound in 12.1 minutes ... shot .286 from the floor and 1.00 from the free throw line ... finished with 8 points, 1 rebound and 1 block on 5/22 vs. Golden State ... registered 2 points and 2 rebounds in 4 minutes on 5/11 at Houston ... grabbed 2 rebounds and dished out 2 assists on 5/7 at Houston ... recorded 5 points (2-3 FG, 1-2 3FG) and a rebound on 4/15 vs. Memphis ... sat out four games DNP-CD (4/17, 5/5, 5/9, 5/14) ... inactive for six games (4/20-5/3) ... in 19 games for the Austin Spurs, averaged 23.4 points, 3.5 rebounds, 2.7 assists and 1.32 steals in 35.5 minutes, shooting .502 (158-315) from the field and .459 (56-122) from long-range.

NBA REGULAR SEASON STATISTICS

Year	TEAM	G	MINS	FGM-FGA	PCT	FTM-FTA	PCT	FG3-FG3A	3FG%	OFF-DEF-TOT	R/G	AST	AG	PF	DQ	STL	BLK	PTS	AVG
16-17	SA	36	285	36-99	.364	5-6	.833	17-53	.321	2-21-23	0.6	23	0.6	20	0	1	0	94	2.6
17-18	SA	80	1517	209-497	.421	48-72	.667	89-228	.390	12-98-110	1.4	80	1.0	108	0	28	2	555	6.9
18-19	SA	82	2293	361-791	.456	69-78	.885	176-413	.426	18-221-239	2.9	175	2.1	159	0	45	4	967	11.8
TOTALS		198	4095	606-1387	.437	122-156	.782	282-694	.406	32-340-372	1.9	278	1.4	287	0	74	6	1616	8.2

NBA PLAYOFF STATISTICS

Year	TEAM	G	MINS	FGM-FGA	PCT	FTM-FTA	PCT	FG3-FG3A	3FG%	OFF-DEF-TOT	R/G	AST	AG	PF	DQ	STL	BLK	PTS	AVG
16-17	SA	6	73	6-21	.286	6-6	1.00	2-9	.222	0-6-6	1.0	3	0.5	5	0	0	1	20	3.3
17-18	SA	4	54	5-17	.294	5-7	.714	2-9	.222	1-2-3	0.8	2	0.5	3	0	0	0	17	4.3
18-19	SA	7	212	27-56	.482	6-9	.667	15-31	.484	1-24-25	3.6	7	1.0	14	0	1	1	75	10.7
TOTALS		17	339	38-94	.404	17-22	.773	19-49	.388	2-32-34	2.0	12	0.7	22	0	1	2	112	6.6

CAREER HIGHS

	REGULAR SEASON HIGHS	PLAYOFF HIGHS
MINUTES	43, vs. Oklahoma City, 01/10/19	40, at Denver, 04/27/19
POINTS	27, at Dallas, 04/07/17	19, at Denver, 04/27/19
REBOUNDS	11, vs. Phoenix, 12/11/18	6, at Denver, 04/27/19
ASSISTS	7 (3), at LA Clippers, 12/29/18	3, at Denver, 04/16/19
STEALS	4, vs. New Orleans, 11/03/18	1, at Denver, 04/16/19
BLOCKS	1 (6), vs. Golden State, 03/18/19	1 (2), vs. Denver, 04/20/19



RUDY GAY

HEIGHT 6-8 | WEIGHT 230 | SEASON 14th
BIRTHDATE 8/17/86 | BIRTHPLACE Baltimore, Maryland
HIGH SCHOOL Archbishop Spalding (Severn, MD) | COLLEGE Connecticut

FORWARD
22

SELECTED BY HOUSTON IN THE FIRST ROUND OF
THE 2006 NBA DRAFT, 8TH OVERALL PICK

SIGNED BY SAN ANTONIO ON 7/6/17

CAREER NOTES: In his 14th season, his second with the Spurs ... has spent time with the Grizzlies, Raptors and Kings ... one of two players in the NBA, along with LeBron James, to record at least 15,000 points, 5,000 rebounds, 1,000 steals and 500 blocks since 2006 (year he was drafted) ... named to the 2006-07 All-Rookie First Team ... has appeared in 879 career games, averaging 17.6 points, 5.9 rebounds, 2.2 assists and 1.26 steals in 34.0 minutes ... holds career postseason averages of 14.3 points, 6.5 rebounds, 1.7 assists and 1.05 steals in 32.5 minutes in 19 playoff games ... played two seasons in college at UConn, earning All-American Second Team honors in 2006 ... member of the 2014-16 USA Men's National Team pool ... averaged 6.0 points, 3.7 rebounds, 1.4 assists in 13.9 minutes in nine games off the bench for the USA squad that won a second consecutive FIBA World Cup gold medal in Madrid, Spain ... captured the gold medal with Team USA at the 2010 FIBA World Championship in Turkey, averaging 7.0 points, 2.9 rebounds and 1.00 steals in 13.4 minutes in nine games ... helped guide Team USA to its first gold medal in the event since 1994 ... recipient of the Kia NBA Cares Community Assist Award for April 2012 in recognition of his outstanding efforts in the community and his ongoing philanthropic and charitable work ... finalist for the 2018-19 Twyman-Stokes Teammate of the Year Award.

2018-19 (San Antonio): Shot 50.4 percent from the field and 40.2 percent from beyond the arc, which were both single-season career highs for the 13-year NBA veteran ... Ranked second on the team in rebounds per game (6.8) and third in scoring (13.7), adding 2.6 assists while playing 26.7 minutes ... his 6.8 rebounds per contest this season set a new single-season career high ... led the team in rebounds 13 times, steals 15 times and blocked shots 13 times ... scored in double figures in 54-of-69 appearances, notching 9 double-doubles, which were his most in a single season since 2013-14 when he had 11 ... against Dallas on 10/22, Gay recorded his third consecutive double-double performance, which marked the first time in his career he has accomplished that feat ... he matched his career high with six steals vs. the Mavericks on 10/22 ... Gay tied his career high, grabbing 15 rebounds on 12/9 vs. Utah ... scored a season-best 31 points at Los Angeles in a visit to the Lakers on 12/5 ... saw action in all seven playoff games for the Spurs, leading the team in bench scoring at 11.1 points per game while averaging 7.1 rebounds and 1.7 assists in 25.6 minutes per game ... set a new playoff career high with 10 rebounds vs. Denver in Game 3 ... recorded 21 points (8-17 FG, 2-7 3FG, 3-3 FT) to lead San Antonio in scoring in Game 7, adding 8 rebounds, 2 blocked shots, 1 assist and 1 steal ... scored in double figures four times, notching one double-double performance in the postseason.

2017-18 (San Antonio): Appeared in 57 games, including six starts, averaging 11.5 points, 5.1 rebounds and 1.3 assists in 21.6 minutes ... shot .471 (253-537) from the field, .314 (37-118) from three-point range and .772 (112-145) from the foul line ... scored in double figures in 33 games, including 20-plus five times ... led the team in scoring four times, in rebounding on four occasions, in steals 12 times and in blocks in 12 games ... in the month of April averaged 15.0 points, 5.0 rebounds, 1.5 assists and 1.33 blocks in 23.2 minutes while shooting .522 (35-67) from the field ... scored a season-high 22 points (6-8 FG, 1-2 3FG, 9-11 FT) to along with 4 assists, 3 rebounds and 2 steals at Miami on 10/25 to cap a stretch of four straight games scoring in double figures to open up the regular season ... matched his season-high 22 points (8-13 FG, 4-5 3FG, 2-2 FT) while adding 7 rebounds vs. LA Clippers on 11/7 ... in his first start for San Antonio, recorded his lone double-double of the season with 12 points, a season-high 10 rebounds, 4 assists and 2 blocks vs. Detroit on 12/4 ... tallied 20 points (8-15 FG, 1-3 3FG, 3-3 FT), 7 rebounds, 3 assists and 2 steals off the bench vs. Charlotte on 11/3 ... notched 21 points (9-13 FG, 3-5 FT), 3 rebounds and 2 steals

vs. Houston on 4/1 ... turned in 21 points (8-11 FG, 2-2 3FG, 3-4 FT), 5 rebounds and 2 blocks at Dallas on 12/12 ... chipped in 18 points (6-9 FG, 6-10 FT) and 5 rebounds off the bench at Memphis on 12/1 ... missed two games with a sore right heel (11/27 and 12/3) ... missed 23 games with right heel bursitis (12/30-2/13) ... saw action in all five playoff games, averaging 12.2 points, 5.6 rebounds, 2.2 assists and 1.60 steals on 32.0 minutes ... scored in double figures in four games ... grabbed 2-or-more steals on three occasions ... recorded 15 points, 6 rebounds, 2 assists and 2 steals in Game 1 at Golden State on 4/14 ... finished with 14 points, 7 rebounds, 2 assists and 2 steals in Game 4 vs. Golden State on 4/22.

2016-17 (Sacramento): Appeared in 30 games, averaging 18.7 points, 6.3 rebounds, 2.8 assists and 1.47 steals in 33.8 minutes while shooting .455 (201-442) from the floor and .372 (42-113) from beyond the arc ... scored a season-high 30 points (11-24 FG) to go along with 12 rebounds in 42 minutes at Miami on 11/1 ... registered 29 points (9-18 FG, 2-4 3FG, 9-10 FT) to go along with a season-high 14 rebounds in 43 minutes at Portland on 11/11 ... posted 22 points, 8 rebounds and 8 assists in 32 minutes at Brooklyn on 11/27 ... missed the final 40 games of the season with a left achilles injury.

2015-16 (Sacramento): Averaged 17.2 ppg (.463 FG%, .344 3pt%, .780 FT%), 6.5 rpg, 1.7 apg, 1.43 spg and 34.0 mpg in starting all 70 games he has played in ... Missed one game (11/13) due to Gastroenteritis ... Missed one game (11/21) with a left shoulder strain ... Missed two games (1/21, 1/23) due to left heel contusion ... NWT - corneal abrasion, left eye in two games (1/26, 1/28) ... Missed one game (2/7) due to a left ankle sprain ... Missed two games (2/29, 3/2) due to a right shoulder strain ... Missed three games (3/28, 4/5, 4/13) due to rest ... Scored in double-figures in 61 games, 20 or more in 24, 30 or more in three ... Grabbed 10 or more rebounds in eight games ... Recorded seven double-doubles ... Led team in scoring in 12 games, rebounding in 13. Top Single-Game Performances: Recorded first double-double of the season with 13 points (6-13 FG, 1-1 FT) and a season-high and game-high 12 rebounds to go along with two assists and one steal in 25 minutes before leaving the game with a left shoulder strain with 5:16 left in the third quarter at Miami (11/19/15) ... Returning to the lineup after missing one game due to a left shoulder strain, scored a season-best 28 points (13-21 FG, 2-4 3pt, 0-1 FT), 10 rebounds and one steal in 42 minutes at Charlotte (11/23/15) ... Recorded 17 points (6-11 FG, 2-5 3pt, 3-5 FT), a game-high 13 rebounds, three assists, a career-best six steals and one block in 35 minutes vs. Houston (12/15/15) ... Hit game-winning shot with 0.9 seconds left to lift Kings over Jazz, 103-101 (1/14/16), finishing with 24 points (9-17 FG, 1-4 3pt, 5-6 FT), nine rebounds, one assist and three steals in 39 minutes ... Tallied game-high 32 points (13-20 FG, 1-3 3pt, 5-6 FT), nine rebounds, six assists, two steals in 38 minutes in a win vs. Milwaukee (2/11/16).

2014-15 (Sacramento): Averaged a career-high 21.1 ppg (.455 FG%, .359 3pt%, .858 FT%), 5.9 rpg, 3.7 apg, 1.04 spg and 35.4 mpg in 68 games (reserve in 1) ... Missed two games (11/25/14, 11/26/14) due to right Achilles tendinitis ... Missed one game (1/16/15) due to left knee capsule sprain ... Missed one game (2/8/15) due to sore left foot ... Missed two games (3/14/15, 3/16/15) due to left patellar tendon strain ... Missed three games (4/1-4/5/15) due to a concussion ... DND-rest in five games (4/8-4/15/15) ... Scored in double-figures in 64 games, 20 or more in 46, 30 or more in five, 40 or more in one ... Grabbed 10 or more rebounds in one game ... Dished 10 or more assists in one game ... Recorded 2 double-doubles ... Led Kings in scoring in 28 games, rebounding in three and assists in 16 ... Left game vs. Dallas (1/13/15) with left knee strain (1:44, 1st QTR) ... Suffered a concussion in the 3rd quarter at Memphis (3/30/15).

2013-14 (Toronto/Sacramento): Averaged 20.1 ppg (.482 FG%, .312 3pt%, .836 FT%), 5.5 rpg, 3.1 apg, 1.22 spg and 34.4 mpg in starting all 55 games he played in with the Kings ... Averaged 20.0 ppg (.455 FG%, .330 3pt%, .822 FT%), 6.0 rpg, 2.9 apg, 1.30 spg and 34.7 mpg in starting all 73 games he played in with Toronto and Sacramento ... On Inactive List in two games (left Achilles strain) ... DNP-CD (left Achilles strain) in one game ... On Inactive List in one game (flu) ... Missed two games due to a lower back strain (4/8, 4/9 - DNP-CD, 4/13) ... Averaged 19.4 ppg (.388 FG%, .373 3pt%, .773 FT%), 7.4 rpg, 2.2 apg, 1.56 spg, 1.28 bpg and 35.5 mpg in starting all 18 games he played in for Toronto ... Scored in double-figures in 66 of the 72 games played this season (17 of 18 for the Raptors, 48 games with Kings), and had 40 games (32 with Kings) of 20 or more points and 11 contests with 30 points (9 with Kings), one 40-point effort (with Kings) ... Grabbed 10 or more rebounds 11 times (5 with Kings) ... Recorded 11 double-doubles (5 with Kings) ... Led the Kings in scoring in 15 games, rebounding in five and assists in four ... Among NBA leaders, ranked 19th in scoring. Top Single-Game Performances: Matched career-high in points (41) while recording eight rebounds and five assists in 42 minutes at New Orleans ... Scored 10,000th career point

on a turnaround jumper with 3:46 left in the fourth quarter at Memphis (1/29/14) ... Tallied 33 points (12-19 FG, 3-3 3pt, 6-6 FT), five rebounds, six assists, two steals and one block in 37 minutes at Minnesota (1/15) ... In Kings' debut, tallied 24 points (8-12 FG, 0-3 3pt, 8-9 FT), one rebound, one assist, one steal and two blocks in 36 minutes at Phoenix (12/13/13) - 24 points was the 2nd most points scored by a Kings player in his debut in the Sacramento era, fourth most in a Kings debut.

2012-13 (Memphis/Toronto): Averaged 18.2 ppg (.416 FG%, .323 3pt%, .814 FT%), 6.1 rpg, 2.7 apg, 1.51 spg and 35.8 mpg in 75 games (started 74) with Memphis and Toronto ... Averaged 17.2 ppg (.408 FG%, .310 3pt%, .776 FT%), 5.9 rpg, 2.6 apg, 1.3 spg and 36.7 mpg in starting all 42 games he played in for Memphis ... Averaged 19.5 ppg (.425 FG%, .336 3pt%, .856 FT%), 6.4 rpg, 2.8 apg, 1.7 spg and 34.7 mpg in 33 games (started 32) for Toronto ... Ranked 16th in NBA scoring and 21st in steals per game ... Scored in double figures in 68-of-75 games ... Scored 20 or more points 32 times, with two games of 30 or more points ... Recorded six double-doubles ... First player to lead two teams in scoring in the same season since Stephon Marbury in 2003-04 ... Left the Grizzlies leading the team in scoring for the second consecutive season ... With the Grizzlies, scored in double-figures in 40 games, 20 or more points in 13 games and recorded three double-doubles ... Scored 20 or more points 19 times for the Raptors ... Did not dress for three games due to a sore back (3/2/13, 3/10/13, 3/23/13) ... Scored 25 or more points in three straight games (3/15-3/20/13). Top Single-Game Performances: Recorded season-high 34 points vs. Detroit (4/1/13) ... Grabbed a season-high-tying 12 rebounds, a career-high 11 coming on the defensive end vs. Atlanta (3/27/13) ... Scored 26 of his 32 points in the second half vs. New York (2/22/13) ... Drained the game-winning bucket with 4.9 seconds remaining vs. Denver (2/12/13) ... Became the first Raptor to score 20 or more points and lead the team in scoring in his first five games (2/1-2/10/13) ... Made the game winner with 1.7 seconds left in overtime at Indiana (2/8/13) ... Recorded 25 points and a season-high 12 rebounds vs. Boston (2/6/13) for his first double-double with the Raptors ... Scored 29 points vs. Miami (2/3/13) in his first start with Toronto ... Had a game-high 20 points off the bench in his Raptors debut vs. L.A. Clippers (2/1/13) ... Made go-ahead jump hook with 13.9 seconds remaining to lift Memphis to victory at Philadelphia (1/28/13).

2011-12 (Memphis): Averaged 19.0 ppg (.455 FG%, .312 3pt%, .791 FT%), 6.4 rpg, 2.3 apg, 1.46 spg and 37.3 mpg in starting all 65 games he played in ... Missed one game on vs. LA Lakers (3/13/12) due to a mild concussion sustained at Denver (3/11/12) ... Scored in double-figures in 60 games ... Tallied 20 or more points in 33 games ... Had one 30-point game ... Grabbed 10 or more rebounds in eight games ... Recorded eight double-doubles ... Led the Grizzlies in scoring and minutes ... Ranked 17th in the NBA in scoring, 16th in steals, sixth in minutes and seventh in dunks (110) ... One of seven NBA players to rank in the top 20 in both scoring and steals (Monta Ellis, LeBron James, Brandon Jennings, Chris Paul, Josh Smith and Russell Westbrook) ... Memphis went 24-9 when Gay scored 20 points ... Passed Shane Battier as the Grizzlies' all-time leader in steals at Atlanta (2/2/12) ... Had consecutive double-doubles against San Antonio and Oklahoma City in the first two games of the season. NBA PLAYOFFS: Making his first postseason appearance, averaged a team-high 19.0 ppg (.421 FG%, .211 3pt%, .825 FT%), 6.6 rpg, 1.4 apg, 1.3 spg and 39.9 mpg in starting all seven games he played in against the Los Angeles Clippers in the First Round of the 2012 Western Conference Playoffs ... Scored a playoff career-high 24 points in Game 3 at the Clippers (5/5/12).

2010-11 (Memphis): Averaged 19.8 ppg (a career-high .471 FG%, .396 3pt%, .805 FT%), 6.2 rpg, a career-high 2.8 apg, a career-high 1.69 spg, a career-high 1.07 bpg and a career-high 39.9 mpg in starting all 54 games he played in ... Missed the final 23 regular season games and all of the 2011 Playoffs due to a left shoulder subluxation sustained Feb. 15 vs. Philadelphia ... Ranked second on the team in scoring ... Developed into one of the league's top shot-makers by hitting clutch shots in three memorable wins: Hit third career game-winning buzzer-beater vs. Miami (11/20/10), a pull-up baseline jumper over LeBron James; Sank a go-ahead jumper with 0.8 seconds remaining at Toronto (1/24/11); Led Memphis to a win at Phoenix (12/8/10) by draining a three-pointer to send the game into overtime ... NBA PLAYOFFS: Inactive all 13 postseason games while recovering from left shoulder surgery.

2009-10 (Memphis): Averaged 19.6 ppg (.466 FG%, .327 3pt%, .753 FT%), 5.9 rpg, 1.9 apg, 1.5 and 39.7 mpg in starting all 80 games he played in ... Ranked second on the team in scoring ... Finished tied for 18th in the NBA in scoring, 17th in steals and third in minutes ... Exploded for a career-high 41 points at Miami (12/13/09), tying Mike Miller's franchise record for points in a win.

2008-09 (Memphis): Averaged 18.9 ppg (.453 FG%, .351 3pt%, .767 FT%), 5.5 rpg, 1.7 apg, 1.24 spg and 37.3 mpg in 79 games (started 78) ... Led the team in scoring and steals for a second consecutive season ... Made a baseline jumper as time expired in Memphis' home opener vs. Orlando (10/31/08), giving the organization its first home-opening win since the 2000-01 Vancouver Grizzlies ... Selected as one of four participants in the 2009 Sprite Rising Stars Slam Dunk Contest but withdrew due to injury.

2007-08 (Memphis): Averaged 20.1 ppg (.461 FG%, .346 3pt%, .785 FT%), 6.2 rpg, 2.0 apg, 1.37 spg, 1.0 bpg and 37.0 mpg in starting all 81 games he played in ... Set a Memphis franchise record for points in a single season (1,632) and established a career high for scoring average (20.1 ppg)... Runner-up to Hedo Turkoglu for the 2007-08 NBA Most Improved Player Award ... Became just the third player in Grizzlies franchise history to average 20 points per game (Shareef Abdur-Rahim from 1997-01, Pau Gasol from 2005-07) ... Led the team in scoring and steals ... Participated in the 2008 Sprite Rising Stars Slam Dunk Contest.

2006-07 (Memphis): Averaged 10.8 ppg (.422 FG%, .364 3pt%, .727 FT%), 4.5 rpg, 1.3 apg and 27.0 mpg in 78 games (started 43) as a rookie ... Selected to the 2006-07 All-Rookie First Team after placing fourth among first-year players in scoring, sixth in rebounding, fifth in steals (0.91), third in blocks (0.95) and fourth in minutes ... Finished third in the balloting for the 2006-07 Rookie of the Year Award behind winner Brandon Roy and second-place Andrea Bargnani ... Earned NBA Rookie of the Month honors for November 2006.

PERSONAL: Full name is Rudy Carlton Gay, Jr. ... Son of Rae and Rudy Gay, Sr ... Has one brother, Eric, and three sisters, Brett, Yozmin and Candace ... Was a longtime Hoops for St. Jude campaign ambassador in Memphis, donating \$22,222.22 in each of his last three seasons in support of the campaign ... Recipient of the Kia NBA Cares Community Assist Award for April 2012 in recognition of his outstanding efforts in the community and his ongoing philanthropic and charitable work ... Led a group of teammates on a visit to St. Jude's Grizzlies House in April 2012, where they spent time decorating cookies with boys and girls ... Treated one young patient and his family to a dream dinner later in the month and invited the family to a Grizzlies game the following evening where they joined him on court during shootaround ... Served as keynote speaker at the Boys & Girls Clubs of Greater Memphis' annual Steak 'N' Burger Dinner, which helped the organization raise more than \$300,000 ... Lends support to the Stax Music Academy and has co-hosted the annual Staxtacular event for each of his last five campaigns in Memphis ... Won the Kia NBA Cares Community Assist Award for March 2010 after helping raise fund for St. Jude Children's Hospital ... Hosted the 12th Annual SportsBall in 2009, a black-tie affair benefiting Big Brothers Big Sisters of Memphis ... Also has participated in programs benefiting Memphis Athletic Ministries, Read to Achieve, STREETS Ministries and Youth Villages ... Participated in a "tryout" on April 24, 2009 with the Memphis Redbirds, the St. Louis Cardinals' Triple-A affiliate, hitting a home run ... Majored in liberal arts at UConn.

NBA REGULAR SEASON STATISTICS

Year	TEAM	G	MINS	FGM-FGA	PCT	FG3-FG3APCT	FTM-FTAFT%	OFF-DEF-TOT	R/G	AST	A/G	PF	DQ	STL	BLK	PTS	AVG		
06-07	MEM	78	2103	321-760	.422	52-143	.364	152-209	.727	93-255-348	4.5	100	1.3	192	3	71	74	846	10.8
07-08	MEM	81	3000	625-1355	.461	134-387	.346	248-316	.785	140-359-499	6.2	158	2.0	230	6	111	79	1632	20.1
08-09	MEM	79	2945	572-1262	.453	85-242	.351	264-344	.767	109-328-437	5.5	135	1.7	221	1	98	59	1493	18.9
09-10	MEM	80	3175	600-1288	.466	66-202	.327	301-400	.753	115-357-472	5.9	153	1.9	201	0	118	64	1567	19.6
10-11	MEM	54	2152	409-869	.471	57-144	.396	194-241	.805	82-254-336	6.2	153	2.8	131	2	91	58	1069	19.8
11-12	MEM	65	2422	485-1067	.455	54-173	.312	208-263	.791	130-287-417	6.4	147	2.3	138	1	95	55	1232	19.0
12-13	MEM/TOR75	2687	521-1253	.416	84-260	.323	240-295	.814	99-362-461	6.1	202	2.7	182	1	113	53	1366	18.2	
13-14	TOR/SAC73	2531	537-1179	.455	65-197	.330	318-387	.822	113-324-437	6.0	209	2.9	171	2	95	56	1457	20.0	
14-15	SAC	68	2408	508-1116	.455	79-220	.359	337-393	.858	98-301-399	5.9	250	3.7	157	1	71	41	1432	21.1
15-16	SAC	70	2379	466-1007	.463	74-215	.344	198-254	.780	103-353-456	6.5	120	1.7	184	1	100	51	1204	17.2
16-17	SAC	30	1013	201-442	.455	42-113	.372	118-138	.855	35-155-190	6.3	83	2.8	79	0	44	26	562	18.7
17-18	SA	57	1231	253-537	.471	37-118	.314	112-145	.772	76-215-291	5.1	73	1.3	98	0	46	38	655	11.5
18-19	SA	69	1842	376-746	.504	74-184	.402	120-147	.816	63-407-470	6.8	182	2.6	159	2	54	34	946	13.7
TOTALS	879	29888	5874-12881	.456	903-2598	.348	2810-3532	.796	1256-3957-5213	5.9	1965	2.2	2143	20	1107	688	15461	17.7	

NBA PLAYOFF STATISTICS

Year	TEAM	G	MIN	FGM-FGA	PCT	FTM-FTA	FT%	FG3-FG3A	FG3%	OFF-DEF-TOT	R/G	AST	AG	PF	DQ	STL	BLK	PTS	AVG
11-12	MEM	7	279	48-114	.421	33-40	.825	4-19	.211	10-36-46	6.6	10	1.4	15	0	9	2	133	19.0
17-18	SA	5	160	26-65	.400	5-9	.556	4-18	.222	9-19-28	5.6	11	2.2	16	0	8	1	61	12.2
18-19	SA	7	179	28-70	.400	14-17	.824	8-19	.421	13-37-50	7.1	12	1.7	13	0	3	5	78	11.1
TOTALS		19	618	102-249	.410	52-66	.788	16-56	.286	32-92-124	6.5	33	1.7	44	0	20	8	272	14.3

CAREER HIGHS

	REGULAR SEASON HIGHS	PLAYOFF HIGHS
MINUTES	52 (2), at Phoenix, 11/5/10	48, at LA Clippers, 5/7/12
POINTS	41 (2), at New Orleans, 1/21/14	24, at LA Clippers, 5/5/12
REBOUNDS	15 (2), vs. Utah, 12/9/18	10, vs. Denver, 4/18/19
ASSISTS	10, vs. Toronto, 12/2/14	4, at LA Clippers, 5/7/12
STEALS	6 (2), vs. Dallas, 10/29/18	3 (3), at Golden State, 04/16/18
BLOCKS	6 (2), vs. LA Lakers, 1/20/16	2 (2), at Denver, 04/27/19

KELDON JOHNSON

HEIGHT 6-6 | WEIGHT 210 | SEASON Rookie
BIRTHDATE 10/11/99 | BIRTHPLACE Chesterfield, Virginia
HIGH SCHOOL Oak Hill Academy | COLLEGE Kentucky



SELECTED BY SAN ANTONIO IN THE FIRST ROUND OF THE 2019 NBA DRAFT,
29TH OVERALL PICK

GUARD/FORWARD

3

CAREER NOTES: Selected by the Spurs in the first round of the 2019 NBA Draft (29th overall) ... signed with the Silver and Black on 7/1/19 ... played with San Antonio in the 2019 NBA Summer League in both Salt Lake City and Las Vegas ... was one of eight players recognized as a 2019 Salt Lake City Summer League Standout after averaging 16.5 points, 4.5 rebounds and 2.00 steals over two games played ... his 29 points (10-17 FG) against Memphis on 7/2 were the most scored by any player in a single game at the 2019 SLC Summer League ... averaged 12.2 points, 4.0 boards and 1.00 steal in five total contests between Salt Lake and Vegas in 2019 ... played one season at Kentucky ... Originally from South Hill, Virginia ... Attended high school at Oak Hill Academy, earning Virginia Gatorade High School Player of the Year honors.

2018-19: Named SEC Freshman of the Year by the league's coaches in his lone season at the University of Kentucky, contributing 13.5 points, 5.9 rebounds and 1.6 assists in 30.7 minutes, while playing in all 37 games, starting 36 ... scored in double figures in 26-of-37 games, including scoring 20-plus points seven times ... he finished second on the team with four double-doubles on the year ... Johnson led his team in scoring nine times, steals nine times and rebounding seven times ... helped lift the Wildcats to the Elite Eight at the 2019 NCAA Tournament ... earned All-SEC Second Team and SEC All-Freshman team honors last season.



TREY LYLES

HEIGHT 6-10 | WEIGHT 235 | SEASON Fifth
BIRTHDATE 11/5/95 | BIRTHPLACE Saskatoon, Canada
HIGH SCHOOL Arsenal Tech (Indianapolis, IN) | COLLEGE Kentucky

FORWARD

41

SELECTED BY UTAH IN THE FIRST ROUND OF THE 2015 NBA DRAFT,
12TH OVERALL

SIGNED BY THE SPURS ON 7/12/19

CAREER NOTES: In his fifth NBA season, averaging 7.6 points, 3.9 rebounds and 1.1 assists in 17.5 minutes over 288 career NBA games ... selected to the 2016 and 2017 BBVA Rising Stars Challenge during NBA All-Star Weekend ... drafted by the Utah Jazz in the first round of the 2015 NBA Draft (12th overall) ... played one season at the University of Kentucky, earning 2015 SEC All-Freshman team honors ... recorded 8.7 points, 5.2 boards and 1.1 assists in his lone season with the Wildcats ... helped lead Kentucky to a 38-1 overall record, an 18-0 mark in conference play, an SEC tournament title and a berth in the Final Four of the 2015 NCAA tournament ... originally from Saskatoon, Canada.

CAREER TRANSACTIONS: Selected by the Utah Jazz in the first round (12th overall pick) of the 2015 NBA Draft ... acquired by the Denver Nuggets, along with Tyler Lydon, in exchange for Donovan Mitchell ... signed with San Antonio as a free agent on 7/12/19.

2018-19 (Denver): Appeared in 64 games, averaging 8.5 points, 3.8 rebounds and 1.4 assists in 17.5 minutes over 64 games for the Nuggets ... his 1.4 assists in 2018-19 notched a single-season career high ... scored in double figures 25 times, including twice surpassing the 20-point mark ... brought down a double-digit rebound total on 10/31 at Chicago and 12/8 at Atlanta ... matched his career high with four assists vs. Cleveland on 1/19 ... posted a season-high 22 points on 9-of-15 shooting on 11/23 vs. Orlando ... appeared in three playoff games for Denver.

2017-18 (Denver): Posted career-best averages with 9.9 points and 4.8 rebounds in his third NBA season to go along with 1.2 assists in 19.1 minutes over 73 contests ... recorded a career-high 26 points (9-17 FG, 4-8 3FG) vs. Utah on 1/5 ... converted on a career-high five three-pointers on 12/10 at Indiana ... posted a double-double with 10 points and a career-high-tying 11 rebounds at New Orleans on 12/6 ... finished the year with six double-double performances, setting a new single-season career high ... tallied 10-or-more rebounds six times and 10-or-more points 38 times.

2016-17 (Utah): Appeared in 71 games (four starts) for the Utah Jazz, averaging, 6.2 points, 3.3 rebounds and 1.0 assists in 16.3 minutes ... Participated in his second BBVA Rising Stars Challenge at All-Star Weekend, recording seven points, one rebounds and two assists ... scored a season-high 21 points and grabbed 5 rebounds at Houston on 11/19 ... registered 10-plus points in 19 contests ... appeared in two postseason games for the Jazz, averaging 3.5 points and 1.0 rebound in 5.0 minutes.

2015-16 (Utah): Played games during his rookie campaign, starting 33, while averaging 6.1 points and 3.7 boards in 17.3 minutes ... made his NBA debut on 10/28 at Detroit ... selected to the 2016 BBVA Rising Stars Challenge at All-Star Weekend ... secured his first career double-double on 2/29 at Boston, recording 18 points and 10 rebounds ... swiped away a career-best five steals at Los Angeles against the Lakers on 4/13 ... had 19 double-digit scoring performances and four games with 10-plus rebounds in his rookie year.

NBA REGULAR SEASON STATISTICS

Year	TEAM	G	MIN	FGM-FGA	PCT	FG3-FG3A	PCT	FTM-FTA	FT%	OFF-DEF-TOT	R/G	AST	A/G	PF	DQ	STL	BLK	PTS	AVG
15-16	UTA	80	1382	191-436	.438	49-128	.383	57-82	.695	59-240-299	3.7	59	0.7	114	0	26	18	488	6.1
16-17	UTA	71	1158	159-439	.362	65-204	.319	57-79	.722	48-187-235	3.3	69	1.0	97	1	26	20	440	6.2
17-18	DEN	73	1391	270-550	.491	83-218	.381	101-143	.706	55-292-347	4.8	91	1.2	111	0	30	34	724	9.9
18-19	DEN	64	1120	207-495	.418	51-200	.255	81-116	.698	44-202-246	3.8	87	1.4	93	0	30	23	546	8.5
TOTALS		288	5051	827-1920	.431	248-750	.331	296-420	.705	206-921-1127	3.9	306	1.1	415	1	112	95	2198	7.6

NBA PLAYOFF STATISTICS

Year	TEAM	G	MIN	FGM-FGA	PCT	FTM-FTA	FT%	FG3-FG3A	FG%	OFF-DEF-TOT	R/G	AST	A/G	PF	DQ	STL	BLK	PTS	AVG
16-17	UTA	2	10	3-7	.429	0-0	---	1-3	.333	0-2-2	1.0	1	0.5	1	0	1	0	7	3.5
18-19	DEN	3	8	0-3	.000	0-0	---	0-1	.000	1-0-1	0.3	2	0.7	1	0	0	0	0	0.0
TOTALS		5	18	3-10	.300	0-0	---	1-4	.250	1-2-3	0.6	3	0.6	2	0	1	0	7	1.4

CAREER HIGHS

	REGULAR SEASON HIGHS	PLAYOFF HIGHS
MINUTES	40, at LA Lakers, 04/13/16	6, at Golden State, 05/02/17
POINTS	26, vs. Utah, 01/05/18	7, at Golden State, 05/02/17
REBOUNDS	11 (3), vs. Phoenix, 01/03/18	1 (3), at San Antonio, 04/25/19
ASSISTS	5, at Philadelphia, 02/08/19	2, at San Antonio, 04/18/19
STEALS	5, at LA Lakers, 04/13/16	1, at Golden State, 05/02/17
BLOCKS	3 (2), at Charlotte, 12/07/18	N/A



CHIMEZIE METU

HEIGHT 6-10 | WEIGHT 225 | SEASON Second
BIRTHDATE 3/22/97 | BIRTHPLACE Lawndale, California
HIGH SCHOOL Lawndale (Lawndale, CA) | COLLEGE Southern California

FORWARD
7

SELECTED BY SAN ANTONIO IN THE SECOND ROUND OF THE
2018 NBA DRAFT, 49TH OVERALL

CAREER NOTES: Selected by the Spurs in the second round of the 2018 NBA Draft (49th overall) ... signed with the Silver and Black on 9/4/18 ... played with San Antonio in the 2018 NBA Summer League, averaging 11.4 points, 7.6 rebounds and 1.4 assists in 21.4 minutes in five appearances ... played three seasons at the University of Southern California ... in 104 career games, averaged 12.3 points, 6.3 rebounds, 1.2 assists and 1.62 blocks, finishing his career third in school history with 168 blocks ... went to Lawndale High School in Lawndale, California ... played at the 2014 NIKE Global Challenge for Nigeria and was an All-Tournament selection ... originally from Nigeria ... selected as a member of the Nigerian National Team for the 2019 FIBA World Cup ... helped Nigeria qualify for the 2020 Summer Olympics by averaging 9.0 points, 5.6 rebounds, 1.2 assists and 1.20 blocks in 18.5 minutes over five games.

2018-19: Averaged 1.8 points and 1.2 rebounds in 5.0 minutes during his rookie campaign, making 29 appearances ... made his NBA debut on 10/20 at Portland, scoring two points and grabbing two rebounds ... recorded multiple rebounds in 12-of-29 appearances, scoring in 13-of-29 games ... scored a career-best 10 points on 12/4 at Utah, shooting 4-of-8 from the floor and collecting a career-high two steals ... recorded a career-best 5 rebounds on 2/6 at Golden State ... appeared in 26 games for San Antonio's G-League affiliate, the Austin Spurs, averaging 14.0 points, 7.4 rebounds, 2.3 assists and 1.54 blocks per game.

COLLEGE: Played three seasons at the University of Southern California ... in 104 career games, averaged 12.3 points, 6.3 rebounds, 1.2 assists and 1.62 blocks, finishing his career third in school history with 168 blocks ... earned All-Pac-12 First Team honors as a junior ... saw action in 34 games during his final season, averaging 15.7 points, 7.4 rebounds, 1.6 assists and 1.74 blocks in 31.0 minutes for the Trojans ... shot .523 (205-392) from the field and .730 (111-152) from the charity stripe ... finished the season as the team's leading scorer and rebounder ... scored in double figures 29 times, including nine games with 20-or-more ... posted 11 double-doubles ... registered nine games with 3-or-more blocks, including a season-high 6 blocks vs. Colorado on 1/10 ... posted a season-high 31 points (11-16 FG, 3-5 3FG, 6-8 FT) vs. UC Santa Barbara on 12/17 ... was named the Pac-12 Most Improved Player and earned All-Pac-12 Second Team honors as a sophomore.

NBA REGULAR SEASON STATISTICS

Year	TEAM	G	MINS	FGM-FGA	PCT	FTM-FTA	PCT	FG3-FGA	PCT	OFF-DEF-TOT	RG	AST	AG	PF	DO	STL	BLK	PTS	AVG
18-19	SA	29	145	19-58	.328	13-17	.765	0-2	.000	9-27-36	1.2	13	0.4	14	0	6	2	51	1.8

CAREER HIGHS

	REGULAR SEASON HIGHS	PLAYOFF HIGHS
MINUTES	14, at New Orleans, 11/19/18	N/A
POINTS	10, at Utah, 12/04/18	N/A
REBOUNDS	5, at Golden State, 02/06/19	N/A
ASSISTS	3, at New Orleans, 11/19/18	N/A
STEALS	2, at Utah, 12/04/18	N/A
BLOCKS	1 (2), vs. Houston, 11/10/18	N/A

PATTY MILLS



HEIGHT 6-0 | WEIGHT 180 | SEASON 11th
BIRTHDATE 8/11/88 | BIRTHPLACE Canberra, Australia
HIGH SCHOOL Australian Institute of Sport
COLLEGE St. Mary's (CA)

SELECTED BY PORTLAND IN THE SECOND ROUND OF THE 2009 NBA DRAFT,
55TH OVERALL PICK

SIGNED BY THE SPURS ON 3/27/12

GUARD
8

CAREER NOTES: Is in his 11th NBA season, his ninth with the Spurs ... signed by San Antonio on 3/27/12 ... re-signed with the team on 7/13/12, 7/12/14 and 8/4/17 ... has appeared in 605 NBA games, averaging 8.4 points, 2.4 assists and 1.7 rebounds in 19.0 minutes ... a career .391 (905-2,316) shooter from long range ... sits eighth on the NBA's all-time three list for three-pointers made off the bench (786) and ninth (tied) for postseason three-pointers made off the bench (90) ... ranks third on the Spurs all-time three-pointers made list (856) ... ranks 10th on San Antonio's all-time games played (531) and postseason games played (85) lists ... one of two players in Spurs history to score 4,000 points off the bench along with Manu Ginobili ... stands as the only Spurs player to ever record five seasons with 120-or-more three-pointers made in the Silver and Black ... has appeared in 90 playoff games, averaging 6.7 points, 1.7 assists and 1.5 rebounds in 16.0 minutes ... originally selected by the Portland Trail Blazers in the second round of the 2009 NBA Draft with the 55th overall pick ... spent two seasons with the Trail Blazers ... has also played professionally in China and Australia ... played two seasons at Saint Mary's (CA) and has No. 13 jersey retired by the school ... member of the Australian National Team since 2007 ... played for the Bombers in the 2008 Olympic Games in Beijing ... was the only collegiate basketball player competing in the 2008 Olympic Games ... the youngest player in the history of Australia to compete in the Olympic Games in basketball ... in six games he averaged a team-best 14.2 points per game while coming off the bench in each game ... helped the Boomers qualify for the 2012 Olympics by capturing the 2011 FIBA Oceania Championship ... was the leading scorer in the 2012 Olympics in London, averaging 21.2 points ... helped guide the Boomers to the second round ... posted a tournament-high 39 points (9-15 FG, 5-7 3FG, 6-6) vs. Great Britain ... led the Boomers to a first place finish at the 2013 FIBA Oceania Championship ... led Australia to a fourth place finish at the 2016 Rio Olympics, averaging 21.3 points, 1.7 assists and 1.6 assists in 29.6 in seven games ... ranked second in the tournament in scoring ... helped Australia capture their first-ever victory against the United States by scoring 30 points in a FIBA World Cup exhibition match, including the Boomers final 10 points in front of 52,079 fans in Melbourne ... win snapped the Americans 78-game winning streak in major competitions and exhibitions ... averaged 22.5 points and 3.9 assists at the 2019 FIBA World Cup, helping Australia to a fourth-place finish.

CAREER TRANSACTIONS: Selected by the Portland Trail Blazers in the second round (55th overall pick) of the 2009 NBA Draft ... signed by the Spurs (3/27/12) ... re-signed by San Antonio (7/13/12, 7/12/14 and 8/4/17).

2018-19: Appeared in all 82 games for the second-straight season, averaging 9.9 points, 3.0 assists and a career-best 2.2 boards per game as a 10th-year NBA veteran ... ranked second on the team with 159 three-pointers made, while also ranking second on the team in bench scoring at 9.9 points per game ... recorded double figures 42 times, leading the team in assists 14 times and steals 16 times ... came off the bench in all seven playoff games for the Silver and Black, recording the second-most bench minutes at 21.7 per game ... averaged 5.3 points, 3.6 assists and 2.1 rebounds for San Antonio, recording 25 assists and 7 steals in the playoffs, which both ranked second on the team ... recorded three-or-more assists in five of the seven games ... scored 12 points off the bench for San Antonio in Game 4 vs. Denver, knocking down a career playoff-best six free throws.

2017-18: Appeared in all 82 games, the only Spur to do so, averaging 10.0 points, 2.8 assists and 1.9 rebounds in 25.7 minutes, while shooting .411 (280-682) from the field, .372 (154-414) from three-point range and .890 (105-118) from the foul line ... his 154 made three-pointers were a career-best in a season ... scored 10-plus points 43 times and 20-or-more points on five occasions ... led the team in steals 17 times and in assists 16 times ... handed out five-or-more assists 17 times Had a stretch of seven straight games from 3/27-4/9 scoring in double figures, averaging 14.1 points ... scored a season-high 26 points, matching his career-high 8 free throws made at Philadelphia on 1/3 ... recorded 25 points (8-12 FG, 7-7 FT), 4 assists and 2 rebounds vs. Utah on 3/23 ... scored 25 points (7-10 FG, 7-8 3FG, 4-6 FT) on a career-high 7 three-pointers to along with 3 steals, 2 rebounds and 2 assists at Brooklyn on 1/17 ... tallied 21 points (7-13 FG, 4-7 3FG, 3-4 FT), 5 assists and 4 rebounds at Denver on 2/23 ... recorded 20 points (7-11 FG, 3-4 3FG, 3-4 FT) to go along with 2 rebounds and 2 assists at Phoenix on 12/9 ... notched 19 (7-13 FG, 4-9 3FG, 1-2 FT), a season-best 4 steals, 3 rebounds and 2 assists at Dallas on 11/14 ... tallied season-highs with 8 rebounds and 7 assists to go along with 8 points vs. Atlanta 11/20 ... moved into third place on the Spurs all-time three-pointers made list surpassing Bruce Bowen with two long range shots at Golden State on 3/8 ... notched 18 points (6-9 FG, 5-7 3FG, 1-1 FT) and 3 rebounds at Phoenix on 2/7 ... saw action in all five playoff games, averaging 13.4 points, 2.6 points and 2.0 rebounds in 33.0 minutes ... finished with 21 points, 3 rebounds and 3 assists in Game 2 at Golden State on 4/16 ... recorded 18 points (7-15 FG, 4-10 3FG) and 5 rebounds in Game 5 at Golden State on 4/24 ... tallied 14 points, 2 assists, 2 blocks and 2 steals in Game 3 vs. Golden State on 4/19.

2016-17: Appeared in 80 games with eight starts, averaging 9.5 points, 3.5 assists and 1.8 rebounds in 21.9 minutes ... shot .440 from the field, .414 from long-range and .825 from the free throw line ... scored in double figures in 38 games ... led the team in assists 17 times and in steals 11 times ... one of two players (Lou Williams) this season to log 200+ assists and 120+ threes from the bench ... posted a team-best 21 points (8-13 FG, 5-7 3FG) along with 4 assists, 2 rebounds and a steal in 21 minutes on 3/11 vs. Golden State ... notched 17 points (6-9 FG, 4-6 3FG, 1-1 FT) and a game-best and season-high-tying 10 assists on 3/8 vs. Sacramento ... tallied 15 points (5-10 FG, 4-9 3FG, 1-2 FT), 2 rebounds, 2 assists and 2 steals on 3/3 at New Orleans ... logged 18 points (8-15 FG, 2-5 3FG), 3 assists and 3 steals on 1/24 at Toronto ... scored a game-high 20 points (7-13 FG, 4-6 3FG, 2-3 FT) along with 3 rebounds and 2 assists on 1/23 at Brooklyn ... on 12/23 at Portland, matched his then season-high of 23 points (7-9 FG, 5-7 3FG, 4-5 FT) while tallying 5 assists, 3 rebounds and 2 steals in 28 minutes ... led the team in assists with 8 to go with his 10 points (4-9 FG, 2-4 3FG) on 12/2 vs. Washington ... tallied a team-leading 23 points (9-12 FG, 5-6 3FG) along with 4 assists and 3 rebounds on 11/30 at Dallas ... registered 19 points (6-8 FG, 2-3 3FG, 5-5 FT) in 24 minutes on 11/25 at Boston ... tallied 17 points (6-11 FG, 2-5 3FG, 3-4 FT), 3 rebounds and 2 steals on 11/21 vs. Dallas ... recorded his 600th assist as a Spur on 11/12 at Houston to become one of six players in franchise history to have at least 600 assists and 400 three-pointers (Parker, Ginobili, Elliott, Bowen and Green) ... registered 16 points (6-11 FG, 4-7 3FG), 3 rebounds and 3 assists in a season-high 29 minutes on 11/4 at Utah ... produced 18 points (6-10 FG, 4-6 3FG, 2-2 FT) in 25 minutes in the second night of a back-to-back at Miami on 10/30 ... tallied 18 points (6-9 FG, 4-7 3FG, 2-2 FT) and 5 assists on 10/29 vs. New Orleans ... in the season opener on 10/25 at Golden State, recorded 11 points (4-9 FG, 3-5 3FG), 5 assists and 4 steals in 17 minutes of play ... missed one game with left calf tightness (1/14)... appeared in all 16 postseason games and started in six, averaging 10.3 points, 2.1 rebounds and 2.7 assists in 26.0 minutes ... shot .407 from the floor, .360 from long range and .864 from the charity stripe ... finished with 14 points, 4 rebounds and 3 assists on 5/22 vs. Golden State ... dished out a playoff career-best 7 assists to go with his 14 points (6-10 FG, 2-6 3FG) and 3 boards on 5/11 at Houston ... matched his playoff career-best of 20 points as well as 4 assists on 5/9 vs. Houston ... registered 15 points, 5 rebounds, 2 assists and 2 steals on 5/5 at Houston ... set a new playoff career-high with 20 points (7-10 FG, 5-7 3FG, 1-1 FT) on 4/25 vs. Memphis.

2015-16: Appeared in a team-high 81 games, averaging 8.5 points, 2.8 assists and 2.0 rebounds in 20.5 minutes ... shot .425 (260-612) from the field, .384 (123-320) from three-point range and .810 (47-58) from the foul line ... ranked second in the NBA in three-pointers made off the bench (118) ... scored in double figures 26 times, including three games with 20-or-more ... led the team in steals 11 times and in assist on 10 occasions ... handed out five-or-more assists in 12 games and had 12 games with at least 2 steals ... tallied a season-high 22 points (9-11 FG, 3-4 3FG) in 22 minutes vs. Los Angeles Lakers on 12/11 ... produced a season-high tying 22 points (9-13 FG, 3-4 3FG, 1-1 FT) to go along with 5 assists and 4

rebounds in 21 minutes vs. Orlando on 2/1 ... connected on a career-high tying six three-pointers, finishing with 21 points, 5 assists and 3 rebounds in 23 minutes at Phoenix on 2/21 ... netted 17 points (7-11 FG, 3-5 3FG) to go along with 7 assists, a season-high tying 6 rebounds and 2 steals in 31 minutes at Orlando on 2/10 ... recorded 15 points and a team-high 7 assists in 26 minutes at LA Lakers on 2/19 ... recorded 15 points, a team-high 6 assists and 5 rebounds in 23 minutes vs. LA Clippers on 3/15 ... registered a team-high 8 assists to go with 9 points and a season-high 4 steals in 23 minutes at Sacramento on 11/9 ... recorded 17 points (7-15 FG, 3-6 3FG) and 6 rebounds with 3 assists in 25 minutes vs. Denver on 11/18 ... registered 17 points (7-10 FG, 3-4 3FG) and 4 assists in 22 minutes at Memphis on 3/28 ... posted 15 points (6-10 FG, 3-3 3FG), 4 rebounds and 2 assists in 18 minutes at L.A. Lakers on 1/22 ... posted 16 points (6-8 FG, 2-2 3FG, 2-3 FT) and 4 rebounds in 15 minutes at Dallas on 2/5 ... produced 17 points, 4 rebounds and 2 assists in 22 minutes at Indiana on 3/7 ... missed one game due to rest (3/25) ... appeared in all 10 playoff games, averaging 6.6 points, 2.0 assists and 1.4 rebounds in 16.7 minutes ... shot .434 (23-53) from the field, .361 (13-36) from beyond the arc and .636 (7-11) from the free throw line ... produced a game-high 16 points (5-8 FG, 4-6 3FG) in 19 minutes in Game 2 vs. Memphis on 4/19 ... registered 15 points (4-8 FG, 3-7 3FG, 4-4 FT), 4 rebounds in 19 minutes vs. Memphis on 4/17.

2014-15: Appeared in 51 games, averaging 6.9 points, 1.7 assists and 1.5 rebounds 15.7 minutes ... shot .381 (128-336) from the floor, .341 (62-182) from three-point territory and .825 (33-40) from the free throw line ... scored in double-figures 12 times ... made his first appearance vs. Houston on 12/26 after missing the first 31 games recovering from right shoulder surgery, registering 8 points and 4 rebounds and in 20 minutes ... recorded a season-high 19 points (7-11 FG, 2-4 3 FG) in 26 minutes at Minnesota on 1/10 ... finished with 15 points (6-8 FG, 2-4 3FG), 3 rebounds and 3 assists in 11 minutes at New Orleans ... posted 15 points (6-8 FG, 3-5 3FG) in just 15 minutes of action vs. Washington on 1/3 ... scored 13 of his 15 points in the fourth quarter in 28 minutes vs. Phoenix on 1/9 ... scored 15 points (6-9 FG, 3-4 3FG) in 16 minutes vs. Chicago on 3/8 ... scored 14 points (4-4 FG, 3-3 3FG, 3-4 FT) to go with 2 assists in 11 minutes at Houston on 4/10 ... posted 11 points (4-6 FG, 3-4 3FG) and 3 assists in 19 minutes vs. Oklahoma City on 3/25 ... recorded 10 points, 3 assists and 2 rebounds in 20 minutes at Oklahoma City on 4/7 ... appeared in all seven playoff games, averaging a postseason career-high 10.1 points, 2.7 rebounds and 1.1 assists in 16.0 minutes ... shot .500 (21-42) from the floor, .571 (16-28) from beyond the arc and was a perfect 13-13 from the charity stripe ... scored 18 points in 19 minutes at LA Clippers on 4/22 ... went a perfect 4-4 from three-point range en route to scoring 13 points in 15 minutes at LA Clippers on 4/28.

2013-14: Appeared in a team-high 81 games, including two starts, averaging 10.2 points, 2.1 rebounds and 1.8 assists in a career-high 18.9 minutes ... logged 1,527 minutes this season after totaling 1,737 minutes in his previous four seasons combined ... shot .464 (309-666) from the floor, .425 (135-318) from three-point territory and .890 (73-82) from the free throw line ... ranked seventh in the NBA in three-point field goal percentage ... led the team in three-point field goals made (135) ... scored in double figures a career-high 37 times ... recorded eight games with 20-or-more points and one game with 30-or-more ... led team in scoring six times, assists two times and steals 14 times ... recorded a season-high 32 points (10-13 FG, 4-5 3FG, 8-9 FT), 7 rebounds, 4 assists and 2 steals in 25 minutes at Charlotte on 2/8 (first Spurs reserve in franchise history to record 32+ points in 25 minutes or less) ... tallied 25 points (9-15 FG, 2-3 3FG, 5-6 FT), 5 rebounds, 5 assists in 27 minutes at LA Clippers on 2/18 (first Spurs reserve to record 25+ points, 5+ assists and 5+ rebounds in 27 minutes or less since Manu Ginobili accomplished the feat in 2007-08 season at Dallas on 3/23/08) ... posted 26 points, 6 assists, 2 rebounds, and 2 steals in a season-high 36 minutes at Dallas on 4/10 ... tallied 29 points (13-26 FG, 1-5 3FG, 2-2 FT), 3 rebounds, 2 assists and 2 steals in 29 minutes at Portland on 2/19 ... pulled down a career-high 10 rebounds to go along with 4 assists in 17 minutes vs. Miami on 3/6 ... posted 20 points (8-17 FG, 2-7 3FG, 2-3 FT), 5 rebounds, 3 steals and 2 assists in 34 minutes at Golden State on 12/19 ... posted 20 points (8-12 FG, 4-6 3FG), 7 assists, 3 steals, 2 rebounds and in 27 minutes vs. Milwaukee on 1/19 ... posted 23 points (7-14 FG, 4-9 3FG, 5-5 FT), 6 rebounds and 4 assists in 20 minutes at Washington on 2/5 ... recorded 21 points (8-13 FG, 5-7 3FG) and 6 rebounds in 24 minutes at Oklahoma City on 4/3 ... tallied 18 points (6-10 FG, 6-8 3FG), 2 rebounds, 2 assists and 2 steals in 23 minutes at Atlanta on 1/24 ... missed one game due to rest (4/14 at Houston) ... appeared in all 23 playoff games off the bench, averaging 7.3 points, 1.5 rebounds, and 1.4 assists in 15.3 minutes ... shot .447 (63-141) from the field and .405 (32-79) beyond the arc ... recorded eight games with 10-or-more points ... set playoff career-highs with 18 points and 3 steals vs. Portland Trailblazers on 5/14 in Game 5 of the Western Conference Semifinals to close out the series ... set a playoff-career high with 5 rebounds vs. Oklahoma City Thunder on 5/21 in Game 2 of the Western Conference Finals ... set a

playoff career-high with 4 assists vs. Miami Heat on 6/10 in Game 3 of the NBA Finals ... posted back-to-back double figure scoring games in Games 4 and 5 of the NBA Finals ... recorded 14 points (5-8 FG, 4-6 3FG) at Miami on 6/12 in Game 4 ... netted 17 points (6-10 FG, 5-8 3FG) in the series-clinching Game 5 vs. Miami on 6/15 ... posted more points, rebounds, assists, steals and blocks in the 2013-14 playoffs than four previous seasons combined.

2012-13: Appeared in 58 games, starting two, averaging 5.1 points and 1.1 assists in 11.3 minutes ... shot .469 (113-241) from the floor, .400 (52-130) from three-point territory and .842 (16-19) from the foul line ... scored in double figures nine times ... led the team in points once, assists twice and steals twice ... recorded a season-high 23 points (9-16 FG, 5-8 3FG), tying a career-high 5 three-pointers in 22:25 minutes at Golden State on 4/15 ... finished with 18 points (8-9 FG, 2-3 3FG) and 3 assists in 21:05 minutes at Sacramento on 11/9 ... posted 8 points and a season-high 6 assists in 24:24 minutes at Minnesota on 3/12 ... registered 8 points and a season-high 5 rebounds in 20:33 minutes at Washington on 11/26 ... recorded 15 points with a career-high 5 three-pointers at Denver on 12/18 ... posted 16 points (5-11 FG, 1-4 3FG, 5-5 FT) in 22:33 minutes at Phoenix in 2/24 ... tallied 12 points and 3 rebounds vs. Houston on 12/7 ... finished with 13 points at Charlotte on 12/8 ... tallied 12 points vs. Sacramento on 3/1 ... posted 13 points vs. Chicago on 3/6 ... registered 22 DNP'S ... placed on the inactive list for two games ... saw action in nine playoff games ... totalled 12 points, 3 rebounds and 2 assists in 32 minutes of action ... registered eight DNP-CD's ... missed the final four games of the NBA Finals with an abscess removal on his right foot.

2011-12: Appeared in 16 games, starting three games, averaging 10.3 points, 2.4 assists and 1.8 rebounds in 16.3 minutes ... shot .485 (63-130) from the field, .429 (24-56) from three-point range and a perfect 15-of-15 from the foul line ... scored in double figures four times, including 20-or-more twice and 30-or-more once ... dished out 10-or-more assists once ... recorded one double-double ... led the team in scoring three times, assists once and steals once ... posted a career-high 34 points (14-25 FG, 4-10 3FG, 2-2 FT) and career-high 12 assists at Golden State on 4/26 ... finished with 27 points and 5 assists at Phoenix on 4/25 ... tallied 20 points (8-11 FG, 4-5 3FG, 2-2 FT) at Cleveland on 4/3 ... finished with 14 points, 4 assists and 2 steals in his home debut vs. New Orleans on 4/6 ... registered three DNP – CD's ... appeared in eight playoff games, averaging 1.9 points in 3.9 minutes ... scored 9 points vs. Utah on 5/2.

2010-11 (Portland): Played in 64 contests, averaging 5.5 points and 1.7 assists in 12.2 minutes ... shot .412 (135-328) from the field, .353 (47-133) from three-point range and .766 (36-47) from the foul line ... scored in double figures 10 times ... posted what was career-best 23 points on 4/13 at Golden State ... tallied 14 points (6-8 FG, 2-2 FT) in 14 minutes on 3/2 at Sacramento ... posted 14 points and a career-high 5 steals on 1/2 vs. Houston ... tallied 12 points on 12/18 vs. Golden State ... appeared in two first round playoff games totaling one rebound in five minutes of action.

2009-10 (Portland): Appeared in 10 with the Trail Blazers, averaging 2.6 points in 3.8 minutes ... scored 11 points 4/14 vs. Golden State ... in five games with D-League's Idaho Stampede, averaged 25.6 points and 5.4 assists, scoring 20-plus points four times ... posted 38 point (13-25 FG, 7-10 3-PT) and 12 assists at Reno in his first game with Idaho on 1/1 ... posted averages of 2.0 points, 1.0 assist and 4.0 minutes in three games in the first round of the playoffs.

PERSONAL: Uncle, Danny Morseay, is an NBL Hall of Fame member and played for the Australian National Team in the 1980 and 1984 Olympics ... named the "most promising new sports talent" at the 2006 Deadlys Awards, which honor Aboriginal and Torres Strait Islanders achievements in sports, music, entertainment and community ... partnered with Zero Mass Water and Australian Indigenous Basketball to bring clean reliable drinking water to six remote Indigenous communities around Australia in the Summer of 2019.

NBA REGULAR SEASON STATISTICS

Year	TEAM	G	MIN	FGM-FGA	PCT	FG3-FG3A	PCT	FTM-FTA	PCT	OFF-DEF-TOT	RG	AST	AG	PF	DQ	STL	BLK	PTS	AVG
09-10	POR	10	38	10-24	.417	2-4	.500	4-7	.571	1-1-2	0.2	5	0.5	6	0	4	0	26	2.6
10-11	POR	64	783	135-328	.412	47-133	.353	36-47	.766	19-32-51	0.8	109	1.7	63	0	27	1	353	5.5
11-12	SA	16	261	63-130	.485	24-56	.429	15-15	1.000	4-24-28	1.8	39	2.4	14	0	10	1	165	10.3
12-13	SA	58	656	113-241	.469	52-130	.400	16-19	.842	9-41-50	0.9	62	1.1	55	0	26	4	294	5.1
13-14	SA	81	1527	309-666	.464	135-318	.425	73-82	.890	34-135-169	2.1	149	1.8	114	0	68	9	826	10.2
14-15	SA	51	801	128-336	.381	62-182	.341	33-40	.825	21-54-75	1.5	87	1.7	58	0	28	2	351	6.9
15-16	SA	81	1662	260-612	.425	123-320	.384	47-58	.810	27-131-158	2.0	226	2.8	102	0	59	6	690	8.5
16-17	SA	80	1754	273-621	.440	147-355	.414	66-80	.825	24-117-141	1.8	280	3.5	109	0	65	3	759	9.5
17-18	SA	82	2107	280-682	.411	154-414	.372	105-118	.890	26-128-154	1.9	229	2.8	128	0	55	11	819	10.0
18-19	SA	82	1908	282-663	.425	159-404	.394	88-103	.854	24-158-182	2.2	245	3.0	129	0	49	10	811	9.9
TOTALS		605	11497	1853-4304	.431	905-2316	.391	483-569	.849	189-821-1010	1.7	1431	2.4	778	0	387	47	5094	8.4

NBA PLAYOFF STATISTICS

Year	TEAM	G	MIN	FGM-FGA	PCT	FTM-FTA	PCT	FG3-FGA	PCT	OFF-DEF-TOT	RG	AST	AG	PF	DQ	STL	BLK	PTS	AVG
09-10	POR	3	12	2-4	.500	1-1	1.000	1-1	1.000	0-0-0	0.0	3	1.0	1	0	0	0	6	2.0
10-11	POR	2	5	0-2	.000	0-1	.000	0-0	---	0-1-1	0.5	0	0.0	0	0	0	0	0	0.0
11-12	SA	8	31	6-11	.545	3-5	.600	0-0	---	1-2-3	0.4	5	0.6	2	0	1	0	15	1.9
12-13	SA	9	31	5-10	.500	0-0	---	2-7	.286	1-2-3	0.3	2	0.2	2	0	0	0	12	1.3
13-14	SA	23	351	63-141	.447	10-13	.769	32-79	.405	3-32-35	1.5	33	1.4	31	0	17	1	168	7.3
14-15	SA	7	112	21-42	.500	13-13	1.00	16-28	.571	4-15-19	2.7	8	1.1	15	0	2	0	71	10.1
15-16	SA	10	167	23-53	.434	7-11	.636	13-36	.361	0-14-14	1.4	20	2.0	3	0	7	0	66	6.6
16-17	SA	16	416	57-140	.407	19-22	.864	32-89	.360	5-29-34	2.1	43	2.7	33	0	13	1	165	10.3
17-18	SA	5	165	25-57	.439	4-5	.800	13-35	.371	2-8-10	2.0	13	2.6	15	0	3	1	67	13.4
18-19	SA	7	152	14-43	.326	6-10	.600	3-22	.136	1-14-15	2.1	25	3.6	9	0	7	1	37	5.3
TOTALS	90	1442	216-503	.429	60-75	.800	115-303	.399	17-117-134	1.5	152	1.7	111	0	50	4	607	6.7	

CAREER HIGHS

	REGULAR SEASON HIGHS	PLAYOFF HIGHS
MINUTES	43, at Golden State, 04/26/12	44, vs. Houston, 05/9/17
POINTS	34, at Golden State, 04/26/12	21, at Golden State, 04/16/18
REBOUNDS	10, vs. Miami, 03/06/14	5 (3), at Golden State, 04/24/18
ASSISTS	12, at Golden State, 4/26/12	7, at Houston, 05/11/17
STEALS	5, vs. Houston, 01/02/11	3 (3), vs. Denver, 04/25/19
BLOCKS	2 (2), vs. Atlanta, 11/20/17	1 (3), at Denver, 04/13/19



GUARD
5

DEJOUNTE MURRAY

HEIGHT 6-5 | WEIGHT 175 | SEASON Fourth
BIRTHDATE 9/19/96 | BIRTHPLACE Seattle, WA
HIGH SCHOOL Rainier Beach High School (WA) | COLLEGE Washington

SELECTED BY THE SPURS IN THE FIRST ROUND OF THE 2016 NBA DRAFT,
29TH OVERALL SELECTION

CAREER NOTES: In his fourth NBA season, all with the Spurs ... named to NBA All-Defensive Second Team in 2018, becoming the youngest player in NBA history to be named to an All-Defensive Team ... ended the 2018 season with 459 rebounds, setting the record for most total rebounds in a single season by a point guard in Spurs history passing the previous mark of 378 by Johnny Moore in 1984-85 ... has 12 games with 10-or-more rebounds, the most by a Spurs point-guard in franchise history ... during the 2016-17 season became just the second rookie guard in Spurs history to win his first seven career starts, joining Tony Parker (2001) ... he is one of four rookies in franchise history to record a point/rebound double-double in the playoffs (David Robinson, Tim Duncan, Kawhi Leonard) ... has appeared in 119 NBA games, averaging 6.6 points, 4.2 rebounds and 2.3 assists in 17.4 minutes ... has seen action in 16 playoff games, averaging 6.4 points, 3.0 rebounds, 2.3 assists and 1.31 steals in 16.5 minutes ... has appeared in 15 games for the Austin Spurs, the Spurs NBA G League affiliate, averaging 17.2 points, 7.9 rebounds, 6.2 assists and 2.00 steals in 35.1 minutes ... played on the Spurs Summer League Team in 2016 and 2017 ... drafted in the first round of the 2016 NBA Draft by the Spurs (29th overall) ... played one college season at Washington, named to the Pac-12 All-Freshman Team and Pac-12 All-Conference Second Team ... originally from Seattle, Wash. (Rainier Beach High School).

2018-19: Tore his right anterior cruciate ligament on 10/7 vs. Houston in the preseason ... Missed the entirety of the 2018-19 NBA season while recovering from injury.

2017-18: Named to NBA All-Defensive Second Team, becoming the youngest player in NBA history to be named to an All-Defensive Team ... appeared in 81 games, averaging 8.1 points, 5.7 rebounds, 2.9 assists and 1.20 steals in 21.5 minutes ... shot .443 (270-609) from the field, .265 (9-34) from three-point range and .709 (105-148) from the free throw line ... in 48 games as a starter, averaged 10.1 points, 7.0 rebounds, 3.5 assists and 1.56 steals in 26.1 minutes ... ended the season with 459 rebounds, setting the record for most total rebounds in a single season by a point guard in Spurs history passing the previous mark of 378 by Johnny Moore in 1984-85 ... scored 10-plus points 33 times ... grabbed 10-or-more rebounds 12 times, the most by a Spurs point-guard in franchise history ... handed out 5-or-more assists 20 times ... registered seven double-doubles ... led the team assists 24 times, in steals on 20 occasions and in rebounds 13 times ... finished with a season-high 23 points (7-12 FG, 9-13 FT) along with 10 rebounds, 6 assists, and 2 steals en route to his seventh double-double of the season at LA Lakers on 4/4 ... recorded a career-best 7 steals while also posting a double-double with 19 points (8-15 FG, 3-4 FT), 10 rebounds and 3 assists vs. Cleveland on 1/23 ... recorded 18 points (8-13 FG, 1-2 3FG, 1-2 FT), 12 rebounds, and 4 steals vs. New Orleans on 3/15 ... tallied 18 points (8-15 FG, 3-5 FT), 11 rebounds, 5 assists and 3 steals vs. New Orleans on 2/28 ... became the only Spur in history other than David Robinson to post a line of 13 points, 9 rebounds, 5 assists, 4 steals and 3 blocks at Cleveland on 2/25 ... recorded his first regular season career double-double with 16 points (6-12 FG, 4-6 FT), 14 rebounds and 6 assists vs. Toronto on 10/23 ... handed out a season-best 7 assists while pulling down 13 rebounds vs. Denver on 1/30 ... posted a double-double with 17 points (7-15 FG, 2-2 FT), 11 rebounds, 2 assists and 3 steals in a career-high 39 minutes at Oklahoma City on 12/3 ... registered his fifth double-double of the season on 14 points (6-6 FG, 2-2 FT) and 10 rebounds along with 6 assists vs. Sacramento on 1/28 ... recorded a double-double on 14 points (7-14 FG), 11 rebounds, 5 assists, and 3 steals at LA Lakers on 1/11 ... chipped in 11 points (4-9 FG, 1-1 3FG, 2-2 FT), a season-best 7 assists and 4 rebounds at Memphis on 1/24 ... tallied 16 points (7-8 FG, 2-2 FT), 5 rebounds, 2 assists, 2 steals and 1 block in the season opener vs. Minnesota on 10/18 ... started all five playoff games, averaging 7.8 points, 4.2

rebounds, 1.8 assists and 1.00 steals in 19.2 minutes ... finished with 12 points (4-8 FG, 3-4 3FG, 1-2 FT), 4 rebounds and 2 assists in Game 4 vs. Golden State on 4/22.

2016-17: Appeared in 38 games with eight starts, averaging 3.4 points, 1.1 rebounds and 1.3 assists ... shot .431 from the floor and .391 from long range ... second rookie guard in Spurs history to win his first seven career starts, joining Tony Parker (2001) ... scored in double figures in four games and led the team in assists four times ... in a career game on 1/19 vs. Denver, registered 24 points (7-11 FG, 3-5 3FG, 7-7 FT), 2 rebounds, 2 assists and 1 steal in 34 minutes of action ... in his fifth NBA start, registered 11 points (4-7 FG, 3-4 FT), 3 rebounds, 2 assists and 1 block in 22 minutes on 1/24 at Toronto ... notched 14 points (7-11 FG), 6 assists and 2 rebounds on 1/21 at Cleveland ... finished with 10 points (3-5 FG, 2-2 3FG, 2-2 FT) along with 2 assists in 10 minutes on 1/12 vs. L.A. Lakers ... in his first career start, scored 4 points (2-3 FG), a personal best 4 assists and 2 rebounds in 14 minutes on 11/21 vs. Dallas ... hit his first field goal on 2-for-2 three-point shooting in 9 minutes on 11/5 vs. L.A. Clippers ... recorded his first NBA points by going 2-for-2 at the foul line on 11/4 at Utah ... made his NBA debut on 10/29 vs. New Orleans and grabbed 2 boards and one assist ... sat out two games with a sprained right ankle (1/14-1/17) ... missed 17 games, left groin (3/11-4/10) ... was inactive for 12 games (10/25, 10/27, 11/12, 12/5-12/20, 2/10) ... missed 13 games DNP-CD (10/30, 11/9, 11/23-11/25, 11/30-12/2, 1/1, 1/10, 1/29, 2/8, 2/13, 3/3, 3/6) ... appeared in 11 playoff games and started in two, averaging 5.7 points, 2.5 rebounds, 2.5 assists and 1.45 steals in 15.3 minutes ... shot .377 from the field and .680 from the free throw line ... finished with 9 points, 7 assists, a Spurs rookie record 5 steals and 2 rebounds on 5/22 at Golden State ... registered 10 points (4-6 FG), 2 rebounds and 2 steals on 5/20 vs. Golden State ... tallied 8 points, 6 rebounds, team-leading 6 assists and game-best 4 steals on 5/16 at Golden State ... recorded a double-double of 11 points (5-10 FG, 1-2 FT) and 10 rebounds along with 5 assists, 2 steals and 1 block on 5/11 at Houston ... became the fourth rookie in Spurs history to record a point/rebound double-double in the playoffs, joining David Robinson, Tim Duncan and Kawhi Leonard ... in his first postseason start on 5/5 at Houston, tallied 2 points, 2 rebounds and 1 steal ... sat out three games DNP-CD (4/22, 4/27, 5/9) ... was inactive for two games (4/15-4/17).

COLLEGE: Named to the Pac-12 All-Conference Second Team and Pac-12 All-Freshman Team, averaging 16.1 points, 5.9 rebounds, 4.4 assists and 1.82 steals in 33.5 minutes while starting all 34 games ... led all Pac-12 freshmen in points, assists and steals, while finishing second in rebounds ... scored double figures in 26 contests, including 10 with at least 20 points and two with 30-or-more ... set a new school record for assists by a freshman, finishing the season with 151 helpers ... one of two freshmen in NCAA Division I to average at least 16.0 points, 5.0 rebounds and 4.0 assists last season, along with LSU forward and 2016 number one overall draft pick Ben Simmons.

NBA REGULAR SEASON STATISTICS

Year	TEAM	G	MINS	FGM-FGA	PCT	FTM-FTA	PCT	FG3-FG3A	PCT	OFF-DEF-TOT	R/G	AST	AG	PF	DQ	STL	BLK	PTS	AVG
16-17	SA	38	322	50-116	.431	21-30	.700	9-23	.391	6-36-42	1.1	48	1.3	29	0	8	6	130	3.4
17-18	SA	81	1743	270-609	.443	105-148	.709	9-34	.265	110-349-459	5.7	231	2.9	151	0	97	31	654	8.1
TOTALS		119	2064	320-725	.441	126-178	.708	18-57	.316	116-385-501	4.2	279	2.3	180	0	105	37	784	6.6

NBA PLAYOFF STATISTICS

Year	TEAM	G	MINS	FGM-FGA	PCT	FTM-FTA	PCT	FG3-FG3A	PCT	OFF-DEF-TOT	R/G	AST	AG	PF	DQ	STL	BLK	PTS	AVG
16-17	SA	11	168	23-61	.377	17-25	.680	0-3	.000	4-23-27	2.5	27	2.5	14	0	16	1	63	5.7
17-18	SA	5	96	14-31	.452	7-9	.778	4-6	.667	4-17-21	4.2	9	1.8	11	0	5	2	39	7.8
TOTALS		16	264	37-92	.402	24-34	.706	4-9	.444	8-40-48	3.0	36	2.3	25	0	21	3	102	6.4

CAREER HIGHS

	REGULAR SEASON HIGHS	PLAYOFF HIGHS
MINUTES	40, at Oklahoma City, 12/03/17	30, vs. Golden State, 05/22/17
POINTS	24, vs. Denver, 1/19/17	12, vs. Golden State, 04/22/18
REBOUNDS	14 (2), at Phoenix, 12/09/17	10, at Houston, 5/11/17
ASSISTS	7 (3), vs. Oklahoma City, 03/29/18	7, vs. Golden State, 5/22/17
STEALS	7, vs. Cleveland, 01/23/18	5, vs. Golden State, 5/22/17
BLOCKS	3 (2), at Cleveland, 02/25/18	1 (3), vs. Golden State, 04/22/18



JAKOB POELTL

HEIGHT 7-0 | WEIGHT 230 | SEASON Fourth
BIRTHDATE 10/15/95 | BIRTHPLACE Vienna, Austria
COLLEGE Utah

CENTER
25

SELECTED BY TORONTO IN THE FIRST ROUND OF THE 2016 NBA DRAFT,
NINTH OVERALL

ACQUIRED BY THE SPURS ON 7/18/18

CAREER NOTES: In his fourth NBA season, his second with the Spurs ... the first Austrian player in NBA history ... averaging 5.4 points, 4.5 rebounds and 0.9 blocks in 16.1 minutes over 213 career NBA games ... shooting .643 (507-789) from the field, which stands as the second-highest field-goal percentage in NBA history by a player in his first three seasons (min. 500 attempts) ... owns the Spurs franchise record for single-season field-goal percentage after shooting .645 (187-290) during the 2018-19 season ... has scored in double digits 34 times and has hauled down 10+ rebounds in 11 games ... registered five double-doubles ... appeared in two G League games during the 2016-17 season with Raptors 905, averaging 16.0 points, 13.0 rebounds, 3.0 blocks and 33.5 minutes ... participated with the Raptors in NBA Summer League 2016 and 2017 in Las Vegas ... originally drafted ninth overall in the 2016 NBA Draft by the Toronto Raptors ... in 2013-14, played in Austria with Arkadia Traiskirchen ... averaged 12.7 points, 7.7 rebounds and 26.3 minutes in 23 games ... played two seasons at the University of Utah ... won the 2016 Kareem Abdul-Jabbar Award as the top center in college basketball in his sophomore season ... Pac-12 Player of the Year, First Team All-Pac-12 and Consensus Second Team All-American in 2016 ... represented Austria at 2012 and 2013 U18 European Championship (Division B) ... in 2013, averaged 15.4 points, 12.3 rebounds and 27.4 minutes in seven games ... scored in double figures six times with five double-doubles ... in 2012, posted averages of 15.3 points, 12.8 rebounds and 29.4 minutes in eight games ... shot .677 (44-65) from the floor and scored in double digits in all eight contests ... both parents were members of the Austrian national volleyball teams.

2018-19 (San Antonio): Averaged 5.3 rebounds and 1.2 assists per game, which both set new single-season career highs to go along with 5.5 points and 0.88 blocks in 16.5 minutes ... appeared in 77 games for the Silver and Black, starting a career-high 24 ... led the team in rebounds 11 times and blocks 26 times, while reaching a double-digit scoring total 11 times ... matched his career high in rebounds with 14 vs. Detroit on 12/27 ... scored a career-high 20 points on 12/4 at Utah, shooting 9-of-11 from the field ... handed out a career-best 6 assists at Golden State on 2/6 ... rejected 5 shots on 3/15 vs. the Knicks and 3/16 vs. the Trail Blazers, matching his career high ... joined David Robinson, Tim Duncan and Antoine Carr as the only Spurs to record five-or-more blocks in consecutive games over the last 35 years ... started all seven playoff games for San Antonio, recording 7.3 points, 7.7 boards, 1.7 assists and 0.71 blocks in 25.3 minutes ... his 63.9 percent field-goal percentage led the team and ranked within the Top 10 in the NBA at the time of the Spurs playoff exit ... his 7.7 postseason rebounds per game ranked second on the team, while his five blocks put him in a tie for second ... scored in double figures twice in the playoffs and brought down 6-or-more boards in all seven contests ... the 2019 postseason marked the first time that Poeltl started in the Playoffs, setting new career postseason highs in all major statistical categories.

2017-18 (Toronto): Averaged 6.9 points, 4.8 rebounds and 1.22 blocks (tied for 17th in the NBA) in 18.6 minutes in 82 games ... was the only Raptor to appear in all 82 games ... shot a team-best .659 (253-384) from the field ... led all players in the NBA who took at least 200 shots in field goal percentage last season ... scored in double digits in 20 games ... collected 10+ rebounds five times and registered four double-doubles ... led the team in rebounds 10 times and bench in scoring in 11 games ... blocked multiple shots in 30 games ... recorded a bench-high 16 points, 12 rebounds and a career high-tying three steals at Miami on 4/11 ... played a career-high 29 minutes and matched a career best with eight made field goals ... led the reserves with 17 points and tied a career high with eight field goals made at Cleveland on 3/21 - set a career high with 13 field goal attempts ... had at least one blocked shot in a career-long 13

straight games (Feb. 2 - Mar. 6) ... recorded 13 points, a team-high 8 rebounds and a career-best 5 assists in 28 minutes at Orlando on 2/28 ... registered a career-high three steals vs. Detroit on 2/26 ... set a career high with five blocks vs. Utah on 1/26 ... made first career three-pointer at Sacramento on 12/10 ... scored a career-high 18 points (8-8 FG, 2-5 FT) vs. Indiana on 12/1 ... scored in double figures in three straight games (Oct. 21-25); averaging 12.0 points ... finished with 12 points and a career-high 14 rebounds at Golden State on 10/25 ... collected a career-high 11 offensive rebounds - one shy of the Raptors franchise-record ... recorded first career double-double with 10 points and a then career-best 12 rebounds at San Antonio on 10/23.

2016-17 (Toronto): Averaged 3.1 points and 3.1 rebounds in 11.6 minutes in 54 games ... in four starts, averaged 4.8 points and 2.8 rebounds in 18.7 minutes ... DNP-CD 28 times ... shot .583 (67-115) from the field ... scored in double figures three times ... led the team in rebounds twice and bench in scoring on two occasions ... blocked multiple shots five times ... had eight points and a team high-tying seven rebounds on 4/9 at New York ... led the reserves with a then career high-tying 12 points (5-6 FG, 2-4 FT) on 4/2 vs. Philadelphia ... matched a then career high with 12 points (5-6 FG, 2-4 FT) on 3/27 vs. Orlando ... topped the bench with a then career-high 12 points (4-6 FG, 4-4 FT) on 3/19 vs. Indiana ... tied a then career high with 9 rebounds on 3/11 at Miami ... grabbed a team-high 9 rebounds on 1/3 at San Antonio ... recorded 6 points and 4 rebounds in 18 minutes in first career start on 11/6 vs. Sacramento ... had 2 points and 2 rebounds in 13 minutes during NBA debut on 10/26 vs. Detroit ... appeared in six playoff games, totaling 10 points and 12 rebounds in 26 minutes of action ... DNP-CD four times ... recorded 4 points and a team high-tying 7 rebounds in Game 3 on 4/20 at Milwaukee ... averaged 16.0 points, 13.0 rebounds and 3.00 blocks in 33.5 minutes in two G League games with Raptors 905 ... shot .560 (14-25) from the floor ... had two double-doubles ... finished with 11 points, 11 rebounds and five blocks on 3/13 vs. Austin ... recorded 21 points and 15 boards in 35 minutes in 905 debut on 11/16 vs. Maine.

NBA REGULAR SEASON STATISTICS

Year	TEAM	G	MINS	FGM-FGA	PCT	FTM-FTA	FT%	FG3-FG3A	PCT	OFF-DEF-TOT	R/G	AST	A/G	PF	DQ	STL	BLK	PTS	AVG
16-17	TOR	54	626	67-115	.583	31-57	.544	0-0	---	78-87-165	3.1	12	0.2	113	2	17	20	165	3.1
17-18	TOR	82	1523	253-384	.659	60-101	.594	1-2	.500	165-228-393	4.8	57	0.7	212	0	39	100	567	6.9
18-19	SA	77	1273	187-290	.645	49-92	.533	0-0	---	178-232-410	5.3	93	1.2	124	0	29	68	423	5.5
TOTALS		213	3423	507-789	.643	140-250	.560	1-2	.500	421-547-968	4.5	162	0.8	449	2	85	188	1155	5.4

NBA PLAYOFF STATISTICS

Year	TEAM	G	MINS	FGM-FGA	PCT	FTM-FTA	FT%	FG3-FG3A	PCT	OFF-DEF-TOT	R/G	AST	A/G	PF	DQ	STL	BLK	PTS	AVG
16-17	TOR	6	26	5-11	.455	0-2	.000	0-0	---	6-6-12	2.0	0	0.0	3	0	1	1	10	1.7
17-18	TOR	9	140	17-31	.548	15-19	.789	0-1	.000	15-21-36	4.0	6	0.7	25	1	3	4	49	5.4
18-19	SA	7	177	23-36	.639	5-9	.556	0-1	.000	25-29-54	7.7	12	1.7	26	0	2	5	51	7.3
TOTALS		22	343	45-78	.577	20-30	.667	0-2	.000	46-56-102	4.6	18	0.8	54	1	6	10	110	5.0

CAREER HIGHS

	REGULAR SEASON HIGHS	PLAYOFF HIGHS
MINUTES	34, vs. Detroit, 02/27/19	31, vs. Denver, 04/18/19
POINTS	20, at Utah, 12/04/18	12, at Denver, 04/23/19
REBOUNDS	14 (2), vs. Detroit, 02/27/19	9 (2), vs. Denver, 04/25/19
ASSISTS	6, at Golden State, 02/06/19	4, at Denver, 04/23/19
STEALS	3 (3), vs. New York, 03/15/19	1 (6), vs. Denver, 04/18/19
BLOCKS	5 (3), vs. Portland, 03/16/19	2 (2), at Denver, 04/16/19



LUKA SAMANIC

HEIGHT 6-10 | WEIGHT 215 | SEASON Rookie
BIRTHDATE 1/9/00 | BIRTHPLACE Zagreb, Croatia
PRIOR TO NBA KK Olimpija

FORWARD
19

SELECTED BY SAN ANTONIO IN THE FIRST ROUND OF THE 2019 NBA
DRAFT, 19TH OVERALL

CAREER NOTES: Selected by the San Antonio Spurs in the first round (19th overall) of the 2019 NBA Draft ... became just the fourth player born in Croatia to be drafted in NBA history ... officially signed with the Spurs on 7/1/19 ... played with San Antonio in the 2019 NBA Summer League in both Salt Lake City and Las Vegas ... in two games in Salt Lake City, averaged 10.0 points, 5.5 boards, 2.5 assists and 1.50 blocks in 23.0 minutes ... his 5.5 rebounds and 2.5 assists both ranked first among Spurs rookies in Salt Lake ... ranked second on the team with 2.7 assists per game during the 2019 Vegas Summer League to go along with 10.3 points, 6.0 rebounds and 1.30 steals in 24.7 minutes over three games ... finished 2019 Summer League action with combined averages of 10.2 points, 5.8 boards, 2.6 assists and 1.00 steal in 22.1 minutes over five total contests ... has been part of the Croatian national program since the age of 15 and was named MVP at the 2017 FIBA U18 European Championship after leading Croatia to gold ... over Croatia's eight-game run, he averaged 13.3 points, 7.3 rebounds, 1.8 steals and 1.6 blocks ... he began his professional career in Spain in 2016 with FC Barcelona's junior team ... originally from Zagreb, Croatia.

2018-19: Spent the season with KK Olimpija (Slovenia), averaging 9.1 points, 5.5 rebounds and 1.3 steals in 19.6 minutes in Slovenian League play ... saw action in 12 games in the FIBA Champions League, recording 8.2 points and 5.0 boards in 19.4 minutes.

LONNIE

HEIGHT 6-5 | WEIGHT 205 | SEASON Second

BIRTHDATE 12/14/98 | BIRTHPLACE Reading, Pennsylvania

HIGH SCHOOL Reading High School | COLLEGE Miami (FL)



SELECTED BY SAN ANTONIO IN THE FIRST ROUND OF THE

2018 NBA DRAFT, 18TH OVERALL

GUARD

1

CAREER NOTES: Selected by the Spurs in the first round of the 2018 NBA Draft (18th overall) ... stands as the second-youngest player to appear in a game in Spurs franchise history at the age of 20 (Tony Parker, 19) ... participated in the 2019 NBA Summer League in both Salt Lake City and Las Vegas ... led all 2019 Vegas Summer League players with 30.0 points per game, shooting .575 (23-of-40) from the field ... was one of eight players recognized as a 2019 Salt Lake City Summer League Standout after leaving as the second-leading scorer with 19.5 points, 7.5 rebounds and 1.0 assist, shooting .520 (15-29) from the floor in 29.0 minutes over two games ... finished with averages of 24.8 points, 5.8 rebounds, 1.25 steals and 1.0 assist in 28.2 minutes over four total Summer League contests in 2019 ... suited up for San Antonio in the 2018 NBA Summer League, appearing in six games and averaging 11.2 points, 2.6 assists, 2.1 rebounds and 1.33 steals in 26.8 minutes ... played one season at Miami ... 2017 McDonald's All-American ... 2017 Jordan Brand Classic Co-MVP ... originally from Reading, Pennsylvania (Reading High School), where he led the school to its first State Championship in its 117-year history as a senior.

2018-19: Became the second-youngest player to appear in a game in Spurs franchise history at the age of 20 (Tony Parker, 19) ... finished his rookie campaign averaging 2.6 points and 1.0 rebounds in 6.9 minutes, while appearing in 17 games off the bench ... made his NBA debut on 1/3/19 vs. Toronto, recording three points and one rebound in five minutes ... scored a career-best 16 points (6-11 FG, 3-5 3FG, 1-2 FT) on 4/3 at Denver ... set a new career mark with 5 rebounds on 1/26 at New Orleans ... swiped away 2 steals on 2/6 at Golden State ... appeared in six playoff games for the Silver and Black in his rookie season, scoring in three of those six contests and averaging 1.0 points in 3.5 minutes per game to go along with three assists and two rebounds ... suffered a right medial meniscus tear in the team's annual Silver & Black scrimmage during the preseason and missed the opening 20 games of the season due to injury ... appeared in 29 games for San Antonio's G League affiliate, the Austin Spurs, averaging 16.6 points, 2.9 rebounds and 1.8 assists in 27.3 minutes.

COLLEGE: Played his lone college season at the University of Miami where he averaged a team-high 11.5 points, 2.6 rebounds and 1.9 assists in 27.8 minutes while shooting .415 (132-318) from the floor, .346 (56-162) from three-point range and .738 (48-65) from the charity stripe ... first freshman to lead Miami in scoring since Darius Rice in 2000-01 and the fourth in program history ... in his single season at Miami, became the first freshman in school history to earn all-league honors when he was named

LONNIE WALKER IV

an honorable mention All-ACC honoree ... also named to the ACC All-Freshman Team and All-ACC Academic Team ... in the ACC, Walker ranked sixth among all freshman in scoring, including fifth among rookies in ACC play ... in ACC games only, he ranked 22nd in conference in scoring.

NBA REGULAR SEASON STATISTICS

Year	TEAM	G	MIN	FGM-FGA	PCT	FTM-FTA	FT%	FG3-FG3A	PCT	OFF-DEF-TOT	R/G	AST	A/G	PF	DQ	STL	BLK	PTS	AVG
18-19	SA	17	118	16-46	.348	8-10	.800	5-13	.385	0-17-17	1.0	9	0.5	7	0	7	3	45	2.6

NBA PLAYOFF STATISTICS

Year	TEAM	G	MIN	FGM-FGA	PCT	FTM-FTA	FT%	FG3-FG3A	PCT	OFF-DEF-TOT	R/G	AST	A/G	PF	DQ	STL	BLK	PTS	AVG
18-19	SA	6	21	3-8	.375	0-0	---	0-1	.000	0-2-2	0.3	3	0.5	0	0	0	0	6	1.0

CAREER HIGHS

	REGULAR SEASON HIGHS	PLAYOFF HIGHS
MINUTES	26, at Golden State, 02/06/19	12, at Denver, 04/23/19
POINTS	16, at Denver, 04/03/19	2 (3), vs. Denver, 04/25/19
REBOUNDS	5, at New Orleans, 01/26/19	1 (2), at Denver, 04/23/19
ASSISTS	2 (2), at Cleveland, 04/07/19	2, vs. Denver, 04/20/19
STEALS	2, at Golden State, 02/06/19	N/A
BLOCKS	1 (3), at Cleveland, 04/07/19	N/A

QUINN DARY WEATHERS POON

HEIGHT 6-4 | WEIGHT 205 | SEASON Rookie
BIRTHDATE 9/10/96 | BIRTHPLACE Canton, Mississippi
HIGH SCHOOL Velma Jackson Magnet | COLLEGE Mississippi State



SELECTED BY SAN ANTONIO IN THE SECOND ROUND OF THE 2019
NBA DRAFT, 49TH OVERALL

GUARD
15

CAREER NOTES: Selected by the Spurs in the second round of the 2019 NBA Draft (49th overall) ... signed to a two-way contract on 7/8/19 ... played with San Antonio in the 2019 NBA Summer League in both Salt Lake City and Las Vegas ... ranked second on the team and 14th in the league (min. two games played) with his 19.0 points per contest in the 2019 Las Vegas Summer League to go along with 6.5 rebounds, 2.5 assists and 1.50 steals in 24.0 minutes over two games played ... tallied 13.0 points, 2.5 rebounds and 2.0 assists in 23.5 minutes over two games in Salt Lake City ... his 13.0 points per contest ranked second among Spurs rookies in Salt Lake ... wrapped up 2019 Summer League with averages of 16.0 points, 4.5 rebounds, 2.3 assists and 1.00 steal in 23.9 minutes over four total contests between Salt Lake City and Las Vegas ... spent four seasons at Mississippi State ... one of just three players in school history to accumulate over 2,000 career points ... Also, one of three players to record 200 career steals while playing at MSU ... One of just five MSU Bulldogs to ever record double figures in all four seasons with the program ... Earned All-SEC honors in his final three seasons, including a spot on the All-SEC First Team in his senior year when he posted a career-best 18.5 points per game to go along with 4.7 rebounds, 2.8 assists and 1.68 steals ... Originally from Canton, Mississippi (Velma Jackson Magnet High School).

2018-19: Earned All-SEC First Team honors in his senior year at Mississippi State, averaging a career-best 18.5 points to go along with 4.7 rebounds, 2.8 assists and 1.68 steals ... awarded the Bailey Howell Trophy for the second-straight season, given to the best male collegiate basketball player in the state of Mississippi ... tied for the second-most games with 20-plus points by an SEC player with 16 such games ... ranked 2nd in the SEC in points per game (18.5) and fourth in field-goal percentage at 50.8 percent.



DERRICK WHITE

HEIGHT 6-5 | WEIGHT 190 | SEASON Third
BIRTHDATE 7/2/94 | BIRTHPLACE Parker, CO
HIGH SCHOOL Legend High School (CO) | COLLEGE Colorado/CCSU

GUARD

4

SELECTED BY SAN ANTONIO IN THE FIRST ROUND OF THE
2017 NBA DRAFT, 29TH OVERALL

CAREER NOTES: In his third NBA season, all with the Silver and Black ... averaging 8.5 points, 3.3 rebounds and 3.2 assists in 22.2 minutes over 84 career NBA contests ... has scored in double figures in 30-of-55 games he has started in his professional career ... selected by the Spurs in the first round of the 2017 NBA Draft (29th overall) ... helped the Austin Spurs capture the 2018 NBA G League Championship ... led the 2018 Spurs Summer League team in scoring, averaging 18.4 points in five games was the first college senior selected in the 2017 NBA Draft ... signed with the Spurs on July 6, 2017 ... played one college season at Colorado, being named to the Pac-12's 2017 All-Conference First Team and All-Defensive Team ... one of two players, joining Washington's Markelle Fultz, to rank in the Pac-12 Top 10 in scoring, assists and blocked shots ... became one of three players in the last 20 seasons to average at least 18.0 points, 4.0 rebounds, 4.0 assists and 1.00 block for a season in Division I college basketball, along with Chicago's Dwyane Wade and Fultz ... sat out the 2015-16 season per NCAA transfer rules ... prior to joining the Buffalos, played three seasons at Division II University of Colorado at Colorado Springs, where he is the school's all-time leader in career points and assists ... averaged 22.0 points, 5.9 rebounds and 3.9 assists in three seasons at UCCS ... originally from Parker, Colo. (Legend High School) ... part of the 2018 USA Men's World Cup Qualifying Team ... member of the USA Senior Men's National Team at the 2019 FIBA World Cup ... Appeared in all 8 games and averaged 5.9 points, 2.5 assists, 1.2 rebounds and 1.25 steals in 15.3 minutes.

2018-19: Recorded 9.9 points, 3.0 assists and 2.2 rebounds in 25.8 minutes over 67 games (55 starts) ... set career highs across the board in his second year, including games played, games started, minutes played, free-throw percentage, rebounds, assists, steals, blocked shots and points scored ... led the team in assists 17 times, steals 20 times and blocks 15 times ... hit double figures in 33 contests ... scored a career-best 26 points against Brooklyn on 1/31 ... scored in double digits in eight-straight games from 12/28-1/10 for the longest streak of his career ... established a new career high with 9 assists on 11/30 vs. Houston, matching it on 3/4 vs. Denver ... swiped away a career-best 6 steals at Denver on 12/28 ... established a career high with 6 blocks on 3/6 at Atlanta, becoming just the second guard in NBA history to post a stat-line with 18 points, 9 assists, 6 rebounds and 6 blocks ... his five games with 3-plus blocks led all NBA guards ... brought down a career-best 8 rebounds on 3/2 vs. Oklahoma City and again on 3/22 at Houston ... registered a .597 field-goal percentage in the month of January to lead all players under 6'8 ... missed the opening nine games of the season due to left heel pain and five more due to right heel pain ... started all seven playoff games for the Spurs, averaging 15.1 points, 3.0 rebounds and 3.0 assists in 27.3 minutes per game

... he was third on the team in scoring and assists per game in the postseason ... his 5 blocks were tied for the second-most on the team and his 5 steals were tied for third ... scored in double figures five times, while notching 5-or-more assists three times during the playoffs... poured in a career-high 36 points (15-21 FG, 1-4 3FG, 5-6 FT) vs. Denver in Game 3, adding 5 rebounds, 5 assists, 3 steals and 1 blocked shot ... set new career playoff highs in every statistical category during his second season.

2017-18: Appeared in 17 games, averaging 3.2 points and 1.5 rebounds in 8.2 minutes ... shot .485 (16-33) from the field, .615 (8-13) from three-point range and .700 (14-20) from the charity stripe ... scored 10+ points 3 times ... led the team on a career-high 14 points (4-8 FG, 4-4 3FG, 2-2 FT) along with 4 rebounds, 1 assist and 1 block at Houston on 3/12 ... scored 11 points (5-6 FT), grabbed a career-high 7 boards, dished out a career-high matching 2 assists and snagged 1 steal in a career-high 28 minutes at Golden State on 2/10 ... scored 10 points (3-5 FG, 3-3 3FG, 1-2 FT) at Phoenix on 2/7 ... missed 12 games with a fractured right wrist ... appeared in three playoff games ... helped lead the Austin Spurs to win the 2018 G League Championship ... averaged 24.8 points in the G League Playoffs ... appeared in 24 regular season games, including 24 starts, averaging 20.1 points, 5.0 rebounds, 3.4 assists, 1.29 steals and 1.17 blocks in 282 minutes ... was the only player in the G League this season to average at least 20.0 points, 5.0 rebounds, 3.0 assists, 1.00 steals and 1.00 blocks while playing at least 20 games.

NBA REGULAR SEASON STATISTICS

Year	TEAM	G	MIN	FGM-FGA	PCT	FTM-FTA	FT%	FG3-FG3A	PCT	OFF-DEF	TOT	R/G	AST	A/G	PF	DQ	STL	BLK	PTS	AVG
17-18	SA	17	139	16-33	.485	14-20	.700	8-13	.615	5-21	26	1.5	9	0.5	8	0	4	3	54	3.2
18-19	SA	67	1728	260-543	.479	95-123	.772	48-142	.338	35-212	247	3.7	263	3.9	145	0	67	47	663	9.9
TOTALS		84	1867	276-576	.479	109-143	.762	56-155	.361	40-233	273	3.3	272	3.2	153	0	71	50	717	8.5

NBA PLAYOFF STATISTICS

Year	TEAM	G	MIN	FGM-FGA	PCT	FTM-FTA	FT%	FG3-FG3A	PCT	OFF-DEF	TOT	R/G	AST	A/G	PF	DQ	STL	BLK	PTS	AVG
17-18	SA	3	18	3-6	.500	0-0	---	1-2	.500	0-0	0	0.0	1	0.3	0	0	1	2	7	2.3
18-19	SA	7	191	41-75	.547	19-26	.731	5-17	.294	1-20	21	3.0	21	3.0	17	0	5	5	106	15.1
TOTALS		10	209	44-81	.543	19-26	.731	6-19	.316	1-20	21	2.1	22	2.2	17	0	6	7	113	11.3

CAREER HIGHS

	REGULAR SEASON HIGHS	PLAYOFF HIGHS
MINUTES	49, vs. Oklahoma City, 01/10/19	33, vs. Denver, 04/18/19
POINTS	26, vs. Brooklyn, 01/31/19	36, vs. Denver, 04/18/19
REBOUNDS	8 (2), at Houston, 03/22/19	5, vs. Denver, 04/18/19
ASSISTS	9 (3), at Atlanta, 03/06/19	5 (3), vs. Denver, 04/20/19
STEALS	6, at Denver, 12/28/18	3, vs. Denver, 04/18/19
BLOCKS	6, at Atlanta, 03/06/19	2, vs. Denver, 04/25/19



DAULTON HOMMES

HEIGHT 6-8 | WEIGHT 215 | SEASON Rookie
BIRTHDATE 7/4/96 | BIRTHPLACE Lynden, Washington
HIGH SCHOOL Lynden Christian (WA)
COLLEGE Point Loma Nazarene

2018-19 (Point Loma Nazarene): Named the Division II National Player of the Year by the NABC ... also named NABC Newcomer of the Year and received All-American honors ... appeared in 36 games, averaging 21.9 points, 5.8 rebounds and 1.3 assists in 31.2 minutes ... PacWest Player of the Year, helped lead the Sea Lions to the Pacific West Conference regular season and conference tournament titles ... led Point Loma to the NCAA Division II Tournament title game for the first time in school history.

Played in the 2019 NBA Summer League in Las Vegas with the Milwaukee Bucks ... appeared in 5 games, averaging 8.4 points, 1.6 rebounds and 1.00 steal in 17.7 minutes ... scored 18 points in his first game against Philadelphia.

CAREER NOTES: Went undrafted in the 2019 NBA Draft after declaring following his junior season at Point Loma Nazarene ... Started his college career as a walk-on at Western Washington University ... spent two seasons at WWU ... started all 60 games and scored in double-digits in 49 of 60 games ... unanimous First Team All-GNAC selection, second team NABC and D2CCA All-West Region as a sophomore ... averaged 18.1 points, 6.0 rebounds and 1.3 blocks per game ... earned honorable mention All-GNAC honors as freshman ... declared for the NBA Draft on April 5 with one year of eligibility remaining and was the 96th rated player on ESPN's top-100 draft list ... became the first Lynden, Washington native to sign with an NBA team and the first Whatcom County player to do so since Luke Ridnour was chosen 14th overall in the 2003 NBA draft by the Seattle SuperSonics ... lettered in football and basketball at Lynden Christian High School ... earned second team all-league honors as a quarterback ... missed last two seasons with a knee injury ... parents are Craig and Annetta Hommes ... has three siblings; Jasmine, Torina and Andrew.

DEDRIC LAWSON

HEIGHT 6-9 | WEIGHT 230 | SEASON Rookie
 BIRTHDATE 10/1/97 | BIRTHPLACE Memphis, Tennessee
 HIGH SCHOOL Clearwater High School
 COLLEGE Kansas



2018-19 (Kansas): Earned All-American Third Team honors as a junior at the University of Kansas ... named the 2019 Big 12 Newcomer of the Year and unanimous All-Big 12 First Team selection ... led the Big 12 in scoring and rebounding with 19.4 points and 10.3 boards in his lone season with the Jayhawks ... only player in the league to average a double-double and became the first Jayhawk to do so since 2011-2012 ... his 22 double-doubles during the 2018-19 season tied for the second-most nationally ... posted a season-high 31 points (10-19 FG, 2-4 3FG, 9-13 FT) vs. TCU on 1/9/19.

Played with the Golden State Warriors in the California Classic and Las Vegas Summer League, averaging 6.0 points, 4.8 rebounds and 2.3 assists per game in four appearances.

CAREER NOTES: Went undrafted in the 2019 NBA Draft ... played two years at the University of Memphis before transferring to the University of Kansas, where he sat out the 2017-2018 season due to transfer rules ... started 64 of 65 games at Memphis, averaging 19.2 points and 9.6 rebounds ... named 2016 American Athletic Conference Rookie of the Year, All-American Athletic Conference First Team member as a sophomore and was a two-time NABC All-District Team selection ... tied the Memphis freshman record with 17 double-doubles, which ranked fourth among all NCAA Division I freshman ... selected to play in both the McDonald's All- America and Jordan Brand Classic All-Star games in April of 2015 ... has three brothers: K.J., Chandler and Johnathan ... Dedic and K.J. played together at Memphis and both transferred to Kansas ... K.J. will play his graduate season at Tulane and younger brother Chandler, is a 2019 commit to the University of Oregon.

INTERNATIONAL PLAYERS

ROBERTAS JAVTOKAS

Height: 6-11 Weight: 250 Position: Center Birthdate: 3/20/80 (Siauliai, Lithuania)

SELECTED BY THE SPURS IN THE SECOND ROUND OF THE 2001 NBA DRAFT, 56TH OVERALL PICK

Last played in 2016-17, completing his sixth straight season playing for Zalgiris Kaunas of the Lietuvos krepšinio lyga (LKL) in Lithuania, helping the team win the Lithuanian League Championship ... appeared in 29 games, averaging 3.9 points and 3.0 rebounds ... also participated in 17 Euroleague games, averaging 2.3 points and 1.4 rebounds ... helped Lithuania to a silver medal at the 2015 European Basketball Championships ... played in 44 games during the 2014-15 campaign, averaging 7.4 points, 5.4 rebounds and 1.1 assists while shooting .591 from the floor ... also appeared in 23 Euroleague games, averaging 5.7 points and 4.3 rebounds ... earned 2014 Eurobasket.com All-Lithuanian LKL 3rd Team honors ... participated in 27 games during the 2013-14 season, averaged 9.9 points, 5.9 rebounds and 1.3 assists ... also saw action in 23 Euroleague games that season, averaged 9.6 points and 5.3 rebounds while shooting .650 from the floor ... suffered a preseason injury causing him to miss six months of the season in 2012-13 ... helped lead Kaunas to back-to-back Lithuanian National Championships ... has been a member of the Lithuanian National Team since 2000 ... won the silver medal at the 2013 European Championship ... won the bronze medal at the 2007 European Championship ... guided Lithuania to a bronze medal finish at the 2010 World Championship...played at the 2001, 2005, 2009 and 2011 European Championships ... played in the 2004 and 2008 Olympic Games ... in the 2008 Olympics, averaged 8.3 points and 5.0 rebounds while shooting .632 (24-37) from the field in eight games ... in the 2004 Olympics, averaged 8.9 points and 4.4 rebounds in 16.4 minutes in seven games ... led the Olympics in field goal percentage, with a .684 (26-38) mark ... has played internationally since 2000 ... played for Valencia BC in the Spanish League during the 2010-11 season ... spent the 2009-10 season with BC Khimky Moscow ... played for Dynamo Moscow from 2007-2009 ... was named Eurobasket.com's All-ULEB Cup Center of the Year in 2008 ... spent the 2006-07 playing for Panathinaikos (Athens) ... Panathinaikos captured the 2007 'triple crown' winning Greek League, Greek Cup and Euroleague championships ... spent six seasons (2000-06) with Lietuvos Rytas Vilnius ... a six-time Lithuanian League All-Star ... the MVP of the 2002 LKL All-Star Game ... did not play basketball for over a year after being involved in a serious motorcycle accident on 5/1/02 ... spent one semester at the University of Arizona in 1999 before returning to Lithuania.

SERGEY KARAULOV

Height: 7-0 Weight: 255 Position: Center Birthdate: 4/15/82 (Guliston, Uzbekistan)

SELECTED BY THE SPURS IN THE SECOND ROUND OF THE 2004 NBA DRAFT, 57TH OVERALL PICK

Has spent his entire professional career playing in Russia on a variety of levels ... entering his fourth season with TEMP-SUMZ of the Russian Superleague ... last year appeared in 36 games for TEMP, averaging 6.2 points and 4.7 rebounds while shooting .536 from the field ... in 2016-17 averaged 10.1 points and 7.8 rebounds in 27 games ... named 2016 Eurobasket.com All-Russian Superleague 1 Center of the Year and 2016 Eurobasket.com All-Russian Superleague 1 First Team ... registered 23 double figure scoring games and 11 double doubles ... played with Ural Ekaterinburg in the Russian Superleague in 2014-15, averaging 9.6 points and 7.9 rebounds while shooting .552 from the floor in 41 games ... helped Ural Ekaterinburg advance to the Russian Superleague semifinals ... was named 2014 Eurobasket.com All-Russian Superleague Honorable Mention ... spent 2013-14 with Ruskon-Mordovia in the Russian Superleague, averaging 10.3 points and 8.0 rebounds in 27 contests ... spent the 2012-13 season with Triumph Lyubertsy in the Russian-PBL ... during the 2011-12 season played for Spartak Primorie, averaging 2.4 points and 3.4 rebounds in 22 games ... prior to that spent two seasons with Krasnie Krilya Samara where he helped guide the team to the 2011 Russian Superleague Championship ... led Krasnie to the 2010 Eurochallenge Championship game ... has also spent time with Nizny Novgorod (2008-09), Lokomotiv Rostov (2007-08), Standart Samara (2006-07), BC Khimky Moscow (2004-07), Sakha-Jakutia Jakusk (2002-04) and Otrar Alma-Ata (2001-02).

VIKTOR SANIKIDZE

Height: 6-8 Weight: 200 Position: Forward Birthdate: 4/1/86 (Tbilisi, Georgia)

SELECTED BY ATLANTA IN THE SECOND ROUND OF THE 2004 NBA DRAFT, 42ND OVERALL PICK
OBTAINED FROM THE HAWKS ON 6/24/04 IN EXCHANGE FOR A 2005 SECOND ROUND PICK AND
CASH CONSIDERATIONS

Last appeared in 2016-17 with Aris Thessaloniki in Greece ... averaged 11.2 points and 6.2 rebounds in six games of the European Championship qualifiers ... spent 2015-16 with Ronesans TED Kolejliler Ankara of the Turkish Basketball Super League (BSL), in Turkey, averaging 12.3 points, 7.9 rebounds and 2.8 assists in 28 games ... notched 19 double figure scoring games and five double-doubles ... posted averages of 8.5 points, 5.8 rebounds and 1.5 assists while shooting .500 percent from the floor in six 2015 European Championship outings ... spent the 2014-15 season with Unics Kazan in Russia ... played in eight games in the VTB United League, averaging 4.5 points, 4.0 rebounds and 1.0 assists ... also saw action in three EuroCup games, averaging 4.7 points and 6.0 rebounds in 10.0 minutes ... saw action in 13 Euroleague games, averaging 4.4 points and 3.3 rebounds ... averaged 13.0 points, 8.0 rebounds and 1.5 assists in six games during qualifications for the European Championships ... in 2013-14, appeared in 36 Spanish League games with CAI Zaragoza, averaged 9.2 points, 5.4 rebounds and 1.5 assists while shooting .625 from the field ... spent 2012-13 playing for Montepaschi Siena in the Italian-SerieA, appearing in 48 games, averaging 5.5 points and 4.8 rebounds while shooting .589 from the field, .385 from three-point range and .649 from the foul line ... saw action in 24 Euroleague games, averaging 5.7 points and 5.1 rebounds while shooting .533 from the field ... helped guide Siena to the Italian SerieA Championship and the Italian National Cup ... became the first player, whose rights are owned by the Spurs, to play against the Spurs in an international friendly at the AT&T Center on 10/6/12 ... recorded 5 points and 11 rebounds ... prior to joining Siena spent three seasons Canadian Solar Bologna in the Italian-Serie A league ... selected to play in the 2011 Italian League All-Star Game ... has played internationally since 2003 ... played for Tartu Ulikool/Rock in the Estonian League during the 2008-09 season ... averaged 15.7 points and 7.4 rebounds ... spent the 2007-08 season with Dinamo Tbilisi in the Georgian League ... finished with 41 points, 8 rebounds and 3 assists earning MVP honors in the Georgian League All-Star Game ... won the league's slam dunk contest ... during the 2006-07 season played for MMT Estudiantes (Madrid) in the Spanish League ... underwent an appendectomy on 3/13/07 ... missed the 2005-06 season after having surgery on both knees in the summer of 2005 ... spent two seasons ('03-04 and '04-05) with SAOS J.D.A. Dijon in the French Pro A League ... spent the 2002-03 season at Academy Tbilisi in the Republic of Georgia ... played for Globe Tech Junior College in New York during the 2001-02 season at the age of 15 ... member of the Georgian National Team since 2004 ... led Georgia in the 2013 European Championships, averaging 13.0 points and 9.1 points in nine games ... saw action in eight games in the 2001 European Championships, averaging 12.0 points, 8.0 rebounds and 1.5 assists ... played for Georgia in the 2009 Division B European Championships and posted 17.0 points, 12.7 rebounds and 1.6 blocks in seven games ... led Georgia to the 2006 Ostchem Under-20 European Division B Championship ... named the tournament MVP after scoring 30 points in Georgia's 96-88 win over FYROM in the title game on 7/23 ... had 27 points and 14 boards in Georgia's semifinal win over Finland ... during the 2004 European Junior Championships averaged 18.2 points, 10.9 rebounds, 2.4 steals and 2.1 blocks in 10 games.

INTERNATIONAL PLAYERS

GEORGIOS PRINTEZIS

Height: 6-9 Weight: 230 Position: Forward Birthdate: 2/22/85 (Athens, Greece)

SELECTED BY THE SPURS IN THE SECOND ROUND OF THE 2007 NBA DRAFT, 58TH OVERALL PICK

Set to begin his eighth straight season with Olympiacos in Greece ... in his second stint with Olympiacos ... has averaged double figures in scoring in each of his past seven seasons with the club during EuroLeague competition ... last season was named the All-Greek A1 Center of the Year after averaging 12.0 points, 5.5 rebounds and 1.4 assists in 28 EL games, as well as 8.8 points and 5.5 rebounds in 25 A1 contests ... named to the All-Europe 1st Team in 2017 ... in 2016-17, averaged 9.1 points, 4.2 rebounds and 1.3 assists in 31 league games ... also appeared in 32 EuroLeague contests, averaging 12.8 points, 5.1 rebounds and 1.0 assist ... played two seasons in Spain with Unicaja Malaga (2009-11) ... was a back-to-back EuroLeague Champion in 2012 and 2013 and also a two-time Greek League Champion, capturing championships in 2012 and 2015 ... attended the 2007 Reebok Camp in Treviso, Italy and was recognized as the Greek All-Star Game Slam Dunk Champion the same year ... previously a member of the Greek U-16 and U-20 National Teams ... began his professional career with Olympiacos Piraeus ... member of the Greek National Team from 2008-10 and also in 2012, 2013, 2015, 2017 and 2018 ... saw action in four games during the 2008 Summer Olympic Games in Beijing, China where he averaged 5.0 points ... also played in the 2010 FIBA World Championship and 2014 FIBA World Cup.

ADAM HANGA

Height: 6-7 Weight: 200 Position: Guard/Forward Birthdate: 4/12/89 (Budapest, Hungary)

SELECTED BY THE SPURS IN THE SECOND ROUND OF THE 2011 NBA DRAFT, 59TH OVERALL PICK

Entering his second season with FC Barcelona in Spain ... last season appeared in 37 games for Barcelona, averaging 8.6 points, 3.3 rebounds and 1.6 assists while shooting .578 from the floor ... also appeared in 26 EuroLeague contests, posting averages of 8.7 points, 3.7 rebounds and 2.0 assists ... spent 2016-17 with Baskonia Vitoria Gasteiz in Spain ... named the Euroleague Defensive Player of the Year and All-Spanish League First Team ... averaged 11.8 points, 4.2 rebounds and 2.4 assists in 37 games ... also played 33 Euroleague contests, averaging 10.5 points, 4.4 rebounds and 2.4 assists ... spent 2015-16 with Laboral Kutxa in Spain ... was a member of Sidigas Avellino in the Serie A Italian League in 2014-15 before joining Laboral Kutxa in May 2015 ... recorded averages of 10.6 points, 4.3 rebounds and 2.7 assists in 30 games with Sidigas Avellino ... recognized as a 2015 Italian Serie A All-Star ... played the 2013-14 season with Laboral Kutxa Vitoria in Spain, averaging 5.8 points, 2.4 rebounds and 1.0 assist in 26 games ... previously spent two seasons from 2011-13 with Assignia Manresa in the Spain-Liga Endesa and saw action in 32 games last season, averaging 11.7 points, 4.5 rebounds, 2.3 assists and 1.31 steals in 25.6 minutes ... prior to Assignia Manresa, he spent the five seasons playing for Albacomp-UPC Szekesfehever in the Hungarian NB League ... a two-time Hungarian League All-Star and the 2009 Slam Dunk Contest winner ... played for the Hungarian National Team from 2009-2012 ... averaged in 15.9 points, 5.4 rebounds, 3.0 assists and 1.5 steals at the 2011 European Championship qualifiers.

ERAZEM LORBEK

Height: 6-11 Weight: 242 Position: Forward/Center Birthdate: 2/21/84 (Ljubljana, Slovenia)

SELECTED BY INDIANA IN THE SECOND ROUND OF THE 2005 NBA DRAFT, 46TH OVERALL PICK

OBTAINED FROM INDIANA ALONG WITH KAWHI LEONARD AND DAVIS BERTANS IN EXCHANGE FOR GEORGE HILL, 6/23/11

Played in the 2016 NBA Summer League with the Spurs in Utah and Las Vegas ... appeared in one game for Petrol Olimpija last season, posting 12 points and 6 rebounds ... spent from 2013-15 with FC Barcelona in the Spanish League before suffering a knee injury in August 2014 that sidelined him for two years ... has played professionally in Europe since 1999 ... appeared in 34 league games in 2013-14, averaging 7.3 points and 2.5 rebounds ... also played in 19 Euroleague games, posting 8.0 points and 2.7 rebounds per contest ... averaged 9.9 points and 3.3 rebounds while shooting .575 (138-240) from the floor in 2012-13 ... started in 30 Euroleague games and averaged 8.9 points and 3.4 rebounds in 20.6 minutes, while shooting .506 (89-176) from the field. ... was named to the 2012 All-Euroleague First Team and to the 2011-12 All-Spanish ACB Team ... helped guide his team to the Spanish ACB Championship in 2011 and 2012 and to the Finals in 2010 and 2013 ... won the regular season championship in 2010, 2011 and 2012 and captured the ACB Supercup 2010, 2011 and 2012 ... led Barcelona to the Euroleague Title in 2010 and the Final Four in 2012 and 2013 ... in 2008 he helped lead CSKA Moscow to the Euroleague Finals ... during the 2004-05 season he won the Euroleague Rising Star Award, averaging 9.2 points and 4.9 rebounds in 20 Euroleague games for Olimpia Bologna ... has played for the Slovenian National Team since 2005 ... appeared in 11 games in the 2011 European Championships, averaging 11.1 points, 5.0 rebounds and 1.7 assists ... in the 2009 European Championships, he averaged 16.4 points, 7.4 rebounds and 2.3 assists in eight games ... played for Michigan State in 2003 before returning to play overseas ... helped the Spartans advance to the NCAA Elite Eight.

NIKOLA MILUTINOV

Height: 7-0 Weight: 225 Position: Center Birthdate: 12/30/94 (Novi Sad, Serbia)

SELECTED BY THE SPURS IN THE FIRST ROUND OF THE 2015 NBA DRAFT, 26TH OVERALL PICK

Selected by the Spurs in the first round of the 2015 NBA Draft (26th overall) ... entering his fourth season with Olympiacos in Greece ... last season was named to the All-Greek 1st Team while playing in 27 games for Olympiacos, averaging 7.2 points, 5.4 rebounds and 1.0 assist while shooting .652 from the floor ... also appeared in 29 Euroleague games, posting 8.8 points and 5.7 rebounds ... appeared in 31 games in 2016-17, averaging 5.8 points and 4.0 rebounds while shooting .609 from the field ... also appeared in 36 Euroleague contests, averaging 4.4 points and 3.3 rebounds to help Olympiacos to the Euroleague Finals ... Played three seasons from 2012-15 for Partizan Belgrade of the Adriatic League in Serbia ... in 29 games in 2014-15, averaged 9.8 points, 7.6 rebounds and 1.3 assists in 28.0 minutes, while shooting .573 from the field ... helped lead his team to two Serbian League Championships in 2013 and 2014 and to the Adriatic League Championship in 2013 ... suited up in nine Eurocup contests, averaging 7.0 points, 6.0 rebounds and 1.3 assists in 22.4 minutes ... is a member of the Serbian National Team and has also played for the country's U-16, U-18 and U-19 National Teams, winning a silver medal at the 2013 World U-19 Championships ... began his professional career in 2011 at the age of 16 playing for Hemofarm of Serbia.

CADY LALANNE

Height: 6-10 Weight: 255 Position: Forward Birthdate: 4/22/92 (Port-au-Prince, Haiti) College: UMass

SELECTED BY THE SPURS IN THE SECOND ROUND OF THE 2015 NBA DRAFT, 55TH OVERALL PICK

Drafted by the Spurs in the second round of the 2015 NBA Draft (55th overall) ... suited up for the the Spurs in the 2015, 2016 and 2017 NBA Summer Leagues ... entering his first season with BAXI Manresa in Spain this year ... last season played for New Basket Brindisi in Italy before signing with Besiktas Somp in Turkey in February of 2018 ... averaged 15.7 points, 9.9 rebounds and 1.3 blocks for New Basket and 7.3 points and 4.3 rebounds for Besiktas ... spent 2016-17 in China playing for Zhejiang CB, averaging 17.1 points and 10.3 rebounds ... in 2015-16, saw action in all 50 games for the Austin Spurs, averaging 13.3 points, 7.6 rebounds and 1.30 blocks in 26.1 minutes ... named to the West All-Star team in the 2016 NBA G-League All-Star Game ... following the season, played with Capitanes de Arecibo of the Puerto Rican League ... appeared in 22 games with Arecibo, averaging 10.8 points, 6.5 rebounds and 1.14 blocks in 23.4 minutes ... played collegiately at the University of Massachusetts from 2011-15 ... for his career, averaged 10.0 points, 7.9 rebounds and 1.77 blocks in 25.2 minutes while shooting .553 from the field ... helped lead UMass to an NCAA Tournament berth in 2014 and NIT appearances in 2012 and 2013 ... became one of three players in UMass history to record 1,000 points, 800 rebounds and 100 blocks in a career ... attended Oak Ridge High School in Orlando, Florida and originally from Port-au-Prince, Ouest (Haiti).



2018 - San Antonio Spurs Sports & Entertainment



AT&T
CENTER

- 2019
San Antonio Spurs
Entertainment Family

SPURS SPORTS AND ENTERTAINMENT



Chairman Peter Holt

SPURS BASKETBALL STAFF

President of Spurs Basketball & Head Coach Gregg Popovich

General Manager Brian Wright

Vice President of Basketball Operations Brent Barry

Assistant Coaches Becky Hammon, Will Hardy, Tim Duncan

..... Chip Engelland, Mitch Johnson

Video Coordinator Willis Hall

Video Coordinator Assistant Parker Hines, Sean Sheldon

Player Development Assistant Darius Songalia

Vice President of Basketball Administration & Brandon James

Deputy General Counsel Adam Glessner

Senior Director of Basketball Intelligence Phil Cullen

Director of Operations & Innovation Dave Telep

Director of Player Personnel George Felton

Director of College Player Personnel Claudio Crippa

Director of International Scouting Chris Grant

Pro Personnel Scout Keon Weise

Performance Informatics Scout Niraj Mulji

Director of Basketball Strategy Nick Repole

Director of Research and Development AJ Meyer

Coaching Analytics Coordinator Josh Fink

Director of Data Science David Kaplan

Senior Data Analyst Josh Ryan

Front-end Developer Kevin Xu

Kevin Xu Landry Fields

Austin Spurs General Manager Tyler Self

Spurs Assistant General Manager Wayne Diesel

Director of Player Care Marilyn Adams

Director of Rehabilitation Massimo Simonetta

Sports Therapist Xavi Schelling

Director of Sports Science & Athletic Performance Ryan Curtis

Athletic Performance Data Manager Will Sevensing

Head Athletic Trainer Paul West

Assistant Athletic Trainer and Recovery Coordinator Anthony Falsone

Strength and Conditioning Coach Kelly Forbes

Athletic Development Coach Cory Johnson

Team Equipment and Travel Manager Nico Faz

Equipment Assistant Analisa Rodriguez

Sr. Director of Player Engagement Lauren Pesqueda

Player Engagement Associate Manager Tom James

Senior Director of Communications Kris Davis, Jordan Howensine

Basketball Communications Managers Reggie Thomas

Team Photographer Leslie Giese

Executive Assistant to Head Coach Scott McCartney

Director of Team Security Rudy Leal, Roy Padilla,

Practice Facility Supervisor Samantha Fonseca, Felipe Santos, Bryan Neuhaus

Practice Facility Operations John Cronan

..... Steven Varagas, Melvin Davis,

..... William Ivory

Team Physicians Dr. David Schmidt, Dr. Paul Saenz,

..... Dr. Richard Steffen

SPURS SPORTS & ENTERTAINMENT STAFF

CEO R.C. Buford

Strategic Operations Manager to CEO April Hardy-Holley

Strategic Process Development Manager Onsi Saleh

Strategic Advisor/Past President & CEO Rick Pych

Executive Assistant & Sr. Business Ops Coord. Bianca Lopez

Strategic Advisor/Executive Vice President Lawrence Payne

Executive Assistant & Special Projects Manager Yolanda Trevino

Executive Vice President of

Partnerships & Revenue Brandon Gayle

Senior Vice President of

Sales & Franchise Business Operations Frank Miceli

Executive Assistant Megan Gutierrez

Sr. Director of Franchise Business Operations Ryan Snider

Vice President of Youth Sports Joe Clark

Spurs Sports Academy - Camps/Clinics Manager Austin Peebles

Spurs Sports Academy Sales Manager Yolanda Rodgers

Spurs Sports Academy - Tournaments Manager Devin Judkins

Vice President of

Marketing Partnerships & Broadcast Jeanne Garza

Director of Marketing Partnerships Sales David Elkins

Partnerships Sales Sr. Account Manager Tifini Furst

Partnerships Sales Acct. Manager Robert Stockhausen,

..... Scott Winegar

Sr. Partnerships Sales Account Executive Ryan Denbow, Orin Wexler

Partnerships Sales Account Executive Alex Ridolfi, Amy Hill

Director of Marketing Partnerships Activations Stacy Jobs

Partnerships Activation Associate Manager Margaret Grotte

Sr. Partnership Activation Coordinator Lamar Wilkerson

Partnership Activation Account Manager Alex David

Partnership Activation Coordinator Lesley Bannette, Edwin Flato,

..... Hilary Hoffman, Sarah Price

Partnership Activation Associate Blake Brunnenman

Sr. Franchise Partnerships Sales Manager Tyler Self

Franchise Partnership Sales Sr. Account Executive Evan Ashton

Partnerships Social Media Coordinator Cody McCrary

Partnerships Analyst Sam Planto

Broadcast Traffic Supervisor Elizabeth Quinones

Broadcast Radio Traffic Coordinator Amaly Madrigal

Sr. Director of Broadcast Mike Kickirillo

Spurs Broadcaster Dan Weiss

Broadcast Assistant Avery Schneider

Vice President of

Strategic Brand Engagement Becky Kimbro

Sr. Content Development Manager Lorne Chan

Associate Content Manager Anja Petro

Sr. Producer Ben Fox

Producer Thomas Blakey

Associate Producer Sarah Cunningham, Taylor Hair

Associate Director of Marketing Jordan Mandelkorn

Associate Marketing Manager - Spurs Veronica Oviedo

Sr. Marketing Coordinator - Rampage Aaron Zamora

Marketing Coordinator Megan Auger, Isaiah Harris

..... Celina Leyva, Abby Turkington

Director of Digital Communications Geoff Sakaguchi

Associate Manager of Product Design Matt Schad

Digital Development Coordinator Zeke Mauricio

Social Media Content Producer Kendall Maxwell

Social Media Coordinator - Spurs Landon Pederson, Kyle Spencer

Social Media Coordinator - Rampage Danielle Voss

Sr. Production Manager Carter Snowden

Game Operations Manager Daniel Radwanski

Game Ops Coordinator	Sarah Castro, Kelsie Jackson, Kristin Thompson, Dani VanDeWalle
Game Entertainment Coordinator	Anna DiMarco
Creative Entertainment Specialist	Rance Ristau
Creative Entertainment Coordinator	Anthony, Jauregui
Creative Entertainment Appearance Representative	Josh Vasquez
Associate Manager of Event Production	Abbie Lopez
Animation Artist II	Chelsea Deering
Producer II	Derek Zurcher
Music Producer II	Stephen Bennett
Lighting Specialist	Matt Rathmell
Director of Creative Services	Justin Winget
Associate Project Manager	Laura Perez
Brand Engagement Project Coordinator	Morgan Riddlehuber
Graphics Manager	Abe Exum
Associate Design Manager	Justin Morin
Sr. Graphic Designer	Owen Lindsey
Graphic Designer	Billy Huynh, Garrett Huls
Associate Manager Copywriter	Sean Lazaga
Vice President of Sales & Retention	Tim Salier
Executive Assistant	Alex Melo
Director of Sales	Lindsay Beale
Business Development Associate Manager	Melerie DeLeon
Member Service Representative	Lori Lopez, Jamie Teniente
Business Development Account Manager	Allen Schlesinger
Sales Manager	Jared Graff
Sales Account Manager	Lynn Classen, Chanson Douglas
Sr. Sales Account Executive	Jimi Olsen
Sales Account Executive	Lewis Brown, Chase Kruckemeyer, Zach Millard, Allison Summers
Spurs Sales Representative	Madison Aldis, Merle Darling, Maddie Derrick, Julia Gehlhaar, C.J. Givens, Jahred Nixon, Tyler Putnam
Group Sales Manager	Kolin Goff
Group Sales Coordinator	Amanda Barnes
Group Sales Account Manager	Britin Ridolfi
Sr. Group Sales Account Executive	Danny Farias, Nancy Gonzales
Group Sales Account Executive	Connor Roy
Group Sales Representative	Alex Emoff, Kirstin Manka, Luke Petty, Miren Zubillaga
Sr. Director of Service & Retention	Chris Monroe
Season Ticket Sales Coordinator	Leigh Ann Cecil
Sr. Service & Retention Manager	Kassie Smiley
Premium Membership Associate Manager	Tanya Perez
Premium Account Manager	Jeremy Martinez, Sarah Trevino
Sr. Membership Services Coord.	Brianna Lopez, Analicia Veatch
Membership Services Coordinator	Elizabeth Pena, Jay Winbush
Season Ticket Services Representative	Jesus Salazar, Brittany Solar
Sr. Director of Premium Sales	Mike Setser
Sr. Premium Services Manager	Nicole Christy
Corporate Sales Account Manager	Joe Reyes
Corporate Sales Account Executive	Blake Herring
Sr. Prem. Account Exec. - Suites	Sacha Crockett, Alyssa Montes
Prem. Retention Account Executive	McKayla Schmidt
Sr. Director of Ticket Operations	Sharif Talukder
Ticket Office Manager	Kathy Kurek, Adam McKenzie
Associate Ticket Office Manager	John Rose
Ticket Operations Manager	Ruben Garcia
Sr. Ticket Office Group Coordinator	Erick Aguirre
Ticket Operations Coordinator	Mario Zapata
Ticket Office Representative	Matthew Johnson, Josh Postler
Jr. Ticket Sales Analyst	Andrew Fedele
Franchise Ticket Office Manager	Alanna Berg
Box Office Manager	Bruce Radley
Box Office Assistant Manager	Sadie Smart
Box Office Supervisor	Nick Sinatra

Executive Vice President

General Counsel & Corporate Relations	Bobby Perez
Executive Assistant	Dani Fortinberry

Senior Vice President of Corporate Administration &

Facilities	Tammy Turner
Director of Human Resources	Jaimi Martinez
Talent Acquisition Manager	Luisa Martinez
Talent Acquisition Coordinator	Sal McBride
Sr. Benefits Coordinator	Vanessa Cervantes
Human Resources Generalist II	Lorraine Benavides
HRIS Analyst	Agar Hernandez
Internal Comms & Engagement Mgr.	Tanya Navalta
Internal Comms & Engagement Proj. Manager	Tim Derk
Internal Communications Proj. Coord.	Jessica Jimnez
Sr. Director of Org. Development & SR.	Laural Logan-Fain
Learning & Development Specialist	Morgan Jones
Silver & Black Give Back Executive Director	Jennifer Regnier
SBGB Manager	Julie McCarty
Donor Relations Manager	Eliana Mijanos-Brown
SBGB Youth Sports Manager	Amanda Fite
Sr. SBGB Coordinator	Amanda Fite, Julie McCarty
SBGB Coordinator	Kim Gower, Tara Parker, Zach Paul
Community Engagement Manager	Chloe Power
Sr. Community Engagement Coordinator	Ashely Funkhouser
Community Engagement Coordinator	Katrina Dorsey
Community Engagement Representative	George Gervin
Risk & Compliance Manager	Stephanie Ashe
Staff Attorney	Nick Munro
Investor Relations Manager	Carolyn Wallace
Director of External Affairs	Laura Dixon
Sr. Director of Corporate Development	Joe Donnelly
Corporate Relations Manager	Shermekie Hudson
Corporate Development Coordinator	Tyler Caldwell
Corporate Communications Manager	Meredith Collier
Corporate Communications Coordinator	Deliah Mathieu
VP & AT&T Center General Manager	Casey Heverling
AEG Director of Booking	Stephen Grossman
Director of Building Operations	John Plescia
Director of Facility Services	Ron Snead
Sr. Building Operations Manager	Dennis Perez
Associate Manager of Facility Services	Julio Rodriguez
Building Operations Coordinator	Colin Serkowski
Building Operations Lead	Cindy Salazar, Lou Vasquez
Building Ops Crew	Carlos Cedillo, Frank Jimenez, Belinda Hernandez, George Lopez, David Ramon
General Foreman	Ben Mayfield
Welder	John Aguilar
Plumber	Gene Hernandez
Electrical Supervisor	Paul Gutillo
Journeyman	Henry Gonzalez
Electrician I	Jaime Rios
Rigger	Anthony Martinez
Lead Ice Technician	Nathan Shroeder
Seating Systems Tech	Sergio Fernandez
Conversion Operations Manager	Leya Mphande
Conversion Crew Leads	Manuel Garcia, David Perez, Randy Perez
Sr. Director of Event Services	Mindy Corr
Sr. Event Services Manager	Duane Randall
Special Events Coordinator	Victoria Jackson
Event Services Manager	Casey Redish
Event Services Coordinator	Rick Hernandez
Director of Security	Armando Fernandez
Parking Manager	Cindy Trevino
Sr. Security Manager	Jomo Henry
Security Manager	Kevin Barnard, Jerad Preston, Thomas Tucker
Associate Security Manager	Ray Guajardo
Security Supervisor	Carl Fowler, Nicholas Galindo, Ramon Guajardo, Mari Morales, Matt Vargas, Tiffany Young
Security II Leads	Carl Fowler, Nick Galindo, Andrew Garza
Security I	Mari Morales, Matt Vargas, Tiffany Young
Director of A/V Engineering Systems	Felicia Cortez, Griffin Ivey, Matt Salzar, Jeffrey Sutherland, Clinton Rathmell

A/V Engineer	David Garza
Video Display Engineer	Lou Sangurima, Robert Tieman II
Sr. Audio Systems Engineer	Stephen Pyle
Audio Technician	Willie Johnson, Fred Weisenmiller
Sr. Manager of Fan Experience	Shannon Walsh
Learning & Development Fan Experience Mgr.	Charlene Scott
Fan Experience Assoc. Manager	Kayla Fernandez, Liz Garcia
Sr. Service Innovation Coordinator	Kayla Fernandez
Fan Experience Coordinator	Marisol Gonzales, Matt Rogers
Executive Vice President of Finance & Corporate Strategy	Lori Warren
Vice President of Finance	Joe Loomis
Sr. Finance Manager	Michelle Wenzel
Accounting Supervisor	Michelle Barkman, Sonia Davies
Sr. Staff Accountant	Amanda Cruz, Lisa Ochoa
Staff Accountant	Brooke Alumbaugh, Ryan Bernal, Ryan Evans
Accounts Payable Associate	Lysandra Torres
Payroll Supervisor	Paul Baum
Payroll Coordinator	Kristina Manley
Purchasing Manager	Velma Bates
Logistics Supervisor	Mike Alden
Sr. Purchasing Coordinator	Dahn Windhorn
Purchasing Coordinator	Victor Chavez, Guillermo Gutierrez
Culinary Experience Manager	Kevin Barker
Culinary Experience Coordinator	Jacob Ivice
Director of IT Systems	Nguyen Nguyen
IPTV Systems Manager	Darr Weeks
Network Manager	Mario Martinez
Data Systems Manager	Quincy Macklin
Jr. Network Administrator	Gerry Duran
System Administrator	Ted Fort
IT Security Specialist	Sean Garcia
IT Support Specialist	Katie Murphy
Sr. Director of Business Strategy	Jordan Kolosey
CRM Manager	Meghan Passineau
User Experience Manager	Omar Gonzalez
Marketing Automation Coordinator	Anne-Marie Prince
Marketing Automation Specialist	John Mansour
Associate Manager of Business Analytics	Satvir Singh
Business Intelligence Analyst	Stephanie Beard

AUSTIN SPURS STAFF

Head Coach	Blake Ahearn
Assistant Coaches	Petar Božić, Matt Nielsen, Reece Gaines
Coaching Assistant	Kenton Trevino
Athletic Trainers	Carl White, Collin DeBarbie
Associate Director of Business Development	Justin Wynter
Sr. Communications & CR Manager	Perri Travillion
Business Operations Manager	Taryn Walters
Game Operations Coordinator	Jacob Gomolka
Marketing & Graphic Design Coordinator	Elisa Gonzalez
Sr. Sales & Service Manager	Stephen Gray
Premium Account Manager	Dexter McMarion
Account Executive	Jean-Luc Parker
Sales Representative	Maamun Abdelhak, Priscilla Esteveas
	Scott Hammel, Melissa Shoemaker

RAMPAGE STAFF

Head Coach	Dew Bannister
Associate Head Coach	Jim Johnson
Assistant Coach	Daniel Tkaczuk
Video Coach	Jeff Jordan
Strength and Conditioning Coach	Abe Edson
Athletic Trainer	Koryd Lavimoniere
Head Equipment Manager	Steve Passineau
Asst. Equipment Manager	Jack Markwardt
Associate Director of Franchise Business Operations	Frank Torres
Business & Team Operations Coordinator	Tina Mansinghani
Broadcast & Communications Manager	Brian McCormack
Sales Manager	Carl Bennett
Sales Account Executive	Brian McManus
Sales Representative	Andre Alfaro, Trenton Gelabert
	Chelsey Goswick, Brandon Luebke, Zack Vacca, Mason Wilks
Service & Retention Manager	Alexandria Morales
Service & Retention Rep	Cody Harris, Bo Molina,
	Whitley Patterson

SAN ANTONIO FC STAFF

Head Coach	Darren Powell
Assistant Coaches	Alen Marcina, Ryan Roushanel
Director of Goalkeeping	Juan Lamadrid
SAFC Pro Academy Director	Nick Evans
Pro Academy Coaches	Tim Chestney, Jeremiah Narvaez,
	Oscar Munoz
Head Athletic Trainer	Adam Quiley
Equipment Manager	Rashad Moore
Vice President & Managing Director	Tim Holt
Business Operations Manager	Jose Lizardo
Communications Manager	Preston Petri
Sr. Communications Coordinator	Luis Leyva
Sales Manager	Joey Harvey
Sr. Sales Account Executive	Jackie Laureles
Sales Representative	Brianna Guevara, Hector Jimenez,
	Jose Medellin, Brianna Saenz
Service & Retention Manager	Miguel Hopkins
Service & Retention Representative	Allie Cook, C.J. Garza,
	Daniel Gonzales
Director of Toyota Field & STAR Complex	Dave Susi
Event Coordinator	Emma Boyle, Justine Tausch
Turf Manager	Scott Urbantke
Turf Assistant	Dustin Martin
Groundskeeper III	James Franklin
Groundskeeper	Cory Young
Operations Manager	Colton Saldivar
Operations Lead	Eduardo Lara
Operations Crew	Ben Williams
Maintenance Technician	John Leija
Security Lead	Michael Herrington



CHAIRMAN OF THE BOARD



Peter J. Holt
Chairman
Spurs Sports & Entertainment

BOARD OF DIRECTORS



Carl Mittleman
President/
ARAMARK Sports &
Entertainment Group



Jim Callaway
AT&T Media Holdings, Inc.



Corinna Holt Richter



Bruce Hill
Partner
R&B Partnership



James R. Leininger, M.D.



Paul McNicol
Executive Vice President
& General Counsel
iHeartMedia Inc.



John B. Zachry
President/Treasurer
Zachry Hospitality
Corporation

On March 26, 1993, a group of 22 investors purchased the San Antonio Spurs. The group currently numbers 20 investors who are members of a limited liability company known as San Antonio Spurs, L.L.C. The ownership group has a seven-person governing and decision-making body and Peter J. Holt serves as the Chairman of the group. Listed below are the current members of San Antonio Spurs, L.L.C.:

ARAMARK Sports & Entertainment Group, Raymond Joseph Barshick, Cassandra Carr, iHeart Media Inc. , Karen Hixon, H.H. Sports, Ltd., IBC Capital Corporation, Sylvan Stephen Lang, James R. Leininger, R&B Partnership (Russell and Bruce Hill), David M. Robinson, AT&T Media Holdings, Inc., Markey Family Partnership , Sierra Sports & Entertainment Family Limited Partnership, SWBC, Sunrise Sports & Entertainment, Valero Energy Corporation, Zachry Hospitality Corporation and Estate of Jeanne Lang Mathews.

PETER J. HOLT

CHAIRMAN

SPURS SPORTS & ENTERTAINMENT

Peter J. Holt becomes the third member of the Holt family to serve as Chairman of Spurs Sports & Entertainment, continuing the Holts' 23-year leadership of the organization. He succeeds Julianna Hawn Holt who held the position of Chairwoman and Co-CEO for three years, after taking over for Peter M. Holt who led the Spurs ownership group for 20 years.



Under the Holt family's leadership, the Spurs have become one of the premier franchises in North American sports, capturing five NBA titles (1999, 2003, 2005, 2007 and 2014) while qualifying for the NBA Playoffs for 22 straight seasons. The Holts joined the ownership group of San Antonio Spurs, LLC in 1996.

Spurs Sports & Entertainment owns four professional sports franchises – the San Antonio Spurs, the San Antonio Rampage (AHL), San Antonio FC (USL Championship) and the Austin Spurs (NBA G League). In addition, SS&E manages the day-to-day operations of the AT&T Center and Toyota Field. Under the Holts' watch, the organization has grown to over 400 full-time and nearly 800 part-time employees.

Holt is the great-great grandson of Benjamin Holt, who introduced the first practical track type tractor in 1904 and is a founder Caterpillar®, Inc. Holt and his sister, Corinna Holt Richter, have owned and managed HOLT CAT since 2017. Now the largest Caterpillar dealer in the country, with over 2,700 employees and more than 50 locations throughout Texas, HOLT CAT is a fifth-generation family-owned business headquartered in Southeast San Antonio. Holt serves as CEO and General Manager of HOLT CAT.

Holt is passionate and focused on improvement in youth opportunities expressed by his involvement on the Board of SA Works and the University of the Incarnate Word. He participates on the Executive Committee of the United Way of San Antonio and Bexar County and is actively involved in United Way fundraising activities. He is also committed to wildlife conservation efforts and serves on the Executive Committee of the Texas Wildlife Association.

Holt graduated from the University of the Incarnate Word in San Antonio with a bachelor's degree in business administration. He resides in San Antonio with his wife, Lauren Kate, and their daughters, Ha-zel, Penny and Tippit.



RC BUFORD CEO

Named CEO for Spurs Sports and Entertainment in July of 2019 ... leads the business operations for all four sports franchises owned and operated by Spurs Sports & Entertainment which includes the San Antonio Spurs (NBA), the San Antonio Rampage (AHL Hockey), the Austin Spurs (NBA G-League) and San Antonio FC (USL Soccer) as well as the operations of the AT&T Center and Toyota Field ... prior to being named CEO held the role of president of sports franchises from 2008-19 ... served as the general manager of the Spurs while overseeing the sports administration for the other three teams in the SS&E family ... has twice been named the NBA's

executive of the Year in 2014 and 2016 ... started his professional career as an assistant coach at the University of Kansas in 1983 ... during each of his five seasons at Kansas, the Jayhawks participated in the NCAA Tournament ... was on the coaching staff for the team that won the 1988 NCAA Championship as well as the 1985-86 squad that advanced to the Final Four ... made the move to the NBA in the summer of 1988 joining the Spurs as an assistant coach on Larry Brown's staff (other assistants on that staff included Gregg Popovich, Alvin Gentry and Ed Manning) ... spent four seasons as an assistant with the Spurs ... during that time San Antonio won back-to-back Midwest Division titles (1990 and 1991) ... joined the Los Angeles Clippers in the summer of 1992 as the first assistant for Coach Brown ... served as an assistant coach at the University of Florida during the 1993-94 season (as the team advanced to the Final Four for the first time in school history) ... returned to San Antonio in the summer of 1994 when Gregg Popovich hired him as the team's head scout ... in the summer of 1997 he became the Spurs director of scouting ... promoted to vice president/assistant general manager in the summer of 1999 ... was named the Spurs general manager in July of 2002 ... played collegiate basketball at Texas A&M University and Oklahoma State before receiving his degree from Friends University ... involved in the NBA Basketball Without Borders Africa camp ... in 2015, he became an Advisory board member for Fuqua/Coach K Center on Leadership & Ethics (COLE) at Duke University ... serves on the Board of Directors of PeacePlayers International ...his wife, Beth, is a former player on the LPGA Tour ... they are both active with the Juvenile Diabetes Research Foundation ... they have a son, Chase, a daughter, C.C....in 2004 they welcomed Alexis Wangmene and in 2007 they welcomed Samer Jasser to their family ... Wangmene is from Cameroon and met the Bufords during the Basketball Without Borders program in Johannesburg ... Jassar is from Israel and was introduced to the Bufords through Peace Players International.

GREGG POPOVICH

HEAD COACH / PRESIDENT OF
SPURS BASKETBALL



Entering his 24th season as the Spurs head coach ... the longest tenured coach with the same team among the 122 NBA, NFL, NHL and MLB franchises ... has led the Spurs to five NBA Championships (1999, 2003, 2005, 2007 and 2014) ... one of five coaches in history with five-or-more NBA Championships (along with Phil Jackson, Red Auerbach, John Kundla and Pat Riley) ... he, Steve Kerr and Eric Spoelstra are the only three active coaches with multiple NBA titles ... finished the 2018-19 season with a career record of 1,245-575 ... career winning percentage of .684 ranks third in NBA history (behind Jackson and Billy Cunningham, min. 500 games) ... ranks third in NBA history in career victories and first among active coaches ... on Feb. 4, 2017, collected his 1,128th win as Spurs head coach to surpass Jerry Sloan for most wins with a single franchise in NBA history ... posted his 1,000th career win at Indiana on Feb. 9, 2015 ... his 170 playoff wins rank third in NBA history (behind Jackson and Riley) and his playoff career winning percentage of .599 (170-114) is the fourth-best in league history (min. 100 games) ... named NBA Coach of the Year in 2003, 2012 and 2014 ... has led San Antonio to the NBA's best regular season record five times (1998-99, 2000-01, 2002-03, 2011-12 and 2013-14) ... the Western Conference All-Star coach in 2005, 2011, 2013 and 2016 ... has been the NBA Coach of the Month 17 times, the most in league history ... the Spurs all-time leader in both regular season and playoff wins ... a 1970 graduate of the United States Air Force Academy with a degree in Soviet studies ... played four seasons at the Air Force Academy ... as a senior was the team's captain and leading scorer ... following his graduation in 1970 served his five-year military commitment ... during that time toured Eastern Europe and the Soviet Union as a member of the U.S. Armed Forces Team ... selected to represent the U.S. on the national AAU Team touring the Soviet Union ... in 1972 was the captain of the Armed Forces team, which won the AAU Championship ... earned an invitation to the 1972 U.S. Olympic Team Training Camp ... in 1973 returned to the Air Force Academy as an assistant coach ... spent six years at Air Force during which time he obtained his master's degree in physical education and sports sciences from the University of Denver ... in 1979 was named the head coach at Pomona-Pitzer in Claremont, California ... spent the next eight seasons at Pomona ... during the 1985-86 season led the team to its first conference championship in 68 years and to a berth in the NCAA Division III Tournament ... while at Pomona was an active member of the school's academic community, working as an associate professor, chairing the college's Student Life committee, serving on the Women's Commission and even – for one year – living in a dorm with his family ... moved to the NBA in July of 1988, joining the Spurs as an assistant coach as a member of Larry Brown's staff ... spent the next four seasons in San Antonio with a Spurs team that won a pair of Midwest Division titles ... in the summer of 1992 was named an assistant coach on Don Nelson's staff with Golden State ... spent the next two seasons with the Warriors ... returned to San Antonio on May 31, 1994, as the Spurs executive vice president of basketball operations/general manager (served as GM for eight seasons before turning the job over to R.C. Buford on July 1, 2002) ... named the Spurs head coach in December of 1996 ... named head coach of the USA Basketball Senior Men's National Team on Oct. 23, 2015 ... served as an assistant coach for USA Basketball's Men's Senior Team for three consecutive summers (at the 2002 World Basketball Championship, the 2003 FIBA America Men's Olympic Qualifying Tournament and the 2004 Olympic Games) ... a very active member of the San Antonio community ... in 1991 teamed with Frank Martin to create the Spurs Youth Basketball League ... today the league plays at 75 locations in San Antonio and throughout South Texas ... the league was honored with a Daily Point of Light Award by President Bush in February of 1992... is involved in several charities in the San Antonio area including the San Antonio Food Bank, Roy Maas' Youth Alternatives, Boys and Girls Club and The Miracle League ... honored by the Air Force Academy with its Distinguished Graduate Award in 2007.



BECKY HAMMON

ASSISTANT COACH

Enters her sixth season as an assistant coach with the Spurs ... promoted to the front of the bench in June 2018 ... served as the head coach of the Spurs Las Vegas Summer League in 2015, 2016 and 2019 ... guided the 2015 squad to the summer league championship ... retired following the 2014 WNBA season after a 16-year playing career ... played eight seasons for the San Antonio Stars (2007-14) and eight seasons for the New York Liberty (1999-2006) ... in WNBA history ranks second in free-

throw percentage, fourth in three-point field goals made, fifth in assists, 12th in total points, 12th in games played, 15th in free throws made, 15th in total minutes and 19th in field goals made ... ended her career as the Stars all-time leader in assists, points per game and three-point field goals made ... selected as one of the WNBA's Top20@20, an honor given to the WNBA's 20 greatest and most influential players in the league's 20 year history ... named one of the WNBA's Top 15 Players of all time in July of 2011 ... voted to the All-WNBA First Team twice and to the All-WNBA Second Team on two occasions ... a six-time WNBA All-Star ... was the top vote-getter for the Stars All-Decade Team in 2012 ... in 2008, led the Stars to their only WNBA Finals appearance in franchise history ... played collegiately at Colorado State (1995-99) where she was a three-time All-American and the 1999 Naismith Award winner ... inducted into the Colorado Sports Hall of Fame in 2015 and the San Antonio Sports Hall of Fame in 2018 ... she and her wife, Brenda, have two sons, Cayden and Samuel.



WILL HARDY

ASSISTANT COACH

Enters his 10th season with the Spurs, his fourth as an assistant coach ... served as the team's video coordinator from 2013-15 ... served as the head coach of the Spurs summer league team in Utah from 2015-18 and was the head coach of the Spurs Las Vegas summer league team in 2017 and 2018 ... the Williams College graduate began his career in San Antonio as a basketball operations intern in 2010 before being promoted to assistant video coordinator in 2011 ... served on the coaching staff

for Team USA at the 2019 FIBA World Cup ... while at Williams College, he was a member of the Ephs basketball squad that finished 30-2 and second nationally in 2010 ... originally from Richmond, Va., he and his wife Spencer recently welcomed their first child, daughter Elliott, in May 2019.



TIM DUNCAN

ASSISTANT COACH

Enters his first season as an assistant coach with the Spurs ... the only player in Spurs history to win five NBA championships ... reached the playoffs in each of his 19 seasons ... during that span, the Spurs posted the best winning percentage over any 19-year span in NBA history ... the franchise's all-time franchise leader in points, rebounds, blocks, games played and minutes played ... the first overall pick in the 1997 NBA Draft ... was named NBA MVP twice (2002, 2003) and NBA Finals

MVP three times (1999, 2003 and 2005) ... the 1998 Rookie of the Year ... totaled 15 All-NBA Team selections (tied for most all-time) and 15 NBA All-Defensive Team honors (most all-time), garnering both honors in the same season 15 times, the most in league history ... a 15-time All-Star ... appeared in a total of 1,392 games and averaged 19.0 points, 10.8 rebounds, 3.0 assists and 2.17 blocks ... one of three players in NBA history to reach 1,000 career wins ... had his jersey retired by the Spurs on Dec. 18, 2016.

CHIP ENGELLAND

ASSISTANT COACH

In his 15th season as a Spurs assistant coach ... a sought after speaker, clinician and advisor on shooting technique for numerous NBA players including Steve Kerr, Grant Hill and Shane Battier ... served on the coaching staff for Team USA at the 2019 FIBA World Cup ... began his coaching career as a shooting consultant with the Pistons during the 1999–2000 season ... was director of player development for the Nuggets for two seasons before joining the Spurs ... served as a ball boy for John Wooden's 1975 NCAA Championship UCLA team ... in 1979 led Los Angeles in scoring while at Pacific Palisades High School ... lettered four seasons at Duke University ... team captain for Mike Krzyzewski's 1982-83 Blue Devil squad ... spent nine years playing professionally in the Philippines, Canada and the CBA ... in 1995 founded In-Net Corporation to establish his "Chip Shots" basketball camps to help players of all ages improve their shooting ... an avid old-school wrestling fan ... he and wife, Jessica, have two sons, Press and Path.

**MITCH JOHNSON**

ASSISTANT COACH

Is in his first season on the Spurs bench ... spent the past three seasons as an assistant coach for the Austin Spurs, San Antonio's G League affiliate, where he helped guide the team to the 2018 G League Championship ... prior to joining Austin, spent one season as an assistant at the University of Portland in 2016 ... before his stint with Portland coached in the Nike Elite Youth Basketball League and served as a basketball coaching intern at Seattle University in 2011 ... played collegiately at Stanford University and spent three seasons playing in the G League and overseas in Europe.





BRIAN WRIGHT

GENERAL MANAGER

Entering his fourth season with the Silver and Black ... was named the Spurs general manager in July 2019 after serving the past three seasons as the team's assistant general manager ... before making the move to San Antonio spent two seasons as the Detroit Pistons assistant general manager ... prior to joining the Pistons spent eight seasons with the Orlando Magic, ascending to the role of director of college scouting in

his final season ... began his career with the Magic as a summer intern in 2006 and was hired as the scouting coordinator prior to the 2006-07 season ... served as scouting manager and spent the 2012-13 season as the team scouting/player development manager ... attended graduate school at the University of Central Florida, earning an MBA and master's in sports business management from the DeVos Sports Business Management Program ... prior to his time at UCF, played basketball at La Sierra University in Riverside, Calif. ... was honored in 2003 and 2004 by the Riverside Sports Hall of Fame for outstanding achievement in those seasons ... is a co-author of two books in conjunction with the DeVos Sports Business Management Program ... the first being 100 Heroes People in Sports Who Make This a Better World and the second being an update to the first titled 150 Heroes ... a native of Silver Spring, Md., Wright and his wife, Cara, have two children.



BRENT BARRY

VICE PRESIDENT OF BASKETBALL OPERATIONS

Is in his second season in the Spurs front office ... played four seasons for the Silver and Black from 2004-08, where he helped the Spurs to two titles in 2005 and 2007 ... after a 14-year NBA career, he joined the Turner Sports network as an analyst in 2010 ... covered the NBA for the league's network on NBA TV and eventually moved to providing color analysis for TNT during the regular season and playoffs ... was also

tapped as a host for the Players Only telecasts during the regular season, and hosted All-Star Saturday at the 2018 NBA All-Star weekend ... also played for the Los Angeles Clippers, Miami Heat, Chicago Bulls, Seattle SuperSonics and Houston Rockets, where he finished his playing career in 2009 ... ranks 39th all-time in three-pointers made (1,395) and 28th all-time in three-point percentage (.405) ... holds career averages of 9.2 points, 3.2 assists and 3.0 rebounds in 912 NBA contests ... won the 1996 Slam Dunk Contest held at the Alamodome ... graduated from Oregon State University with a degree in sociology.



BRANDON JAMES

VICE PRESIDENT OF BASKETBALL ADMINISTRATION
AND DEPUTY GENERAL COUNSEL

In his eighth season in the Spurs front office as in-house counsel for basketball operations ... responsible for strategy, innovation and legal affairs in addition to overseeing CBA, salary cap and other administrative matters ... also advises Spurs Sports & Entertainment franchises including SAFC and the Austin Spurs ... before joining the Silver and Black spent four years with IMG Sports, Entertainment and

Media serving several positions in the Talent Marketing Division ... prior to joining IMG spent time as a judicial clerk in Georgia ... earned his JD and MBA simultaneously from the University of Georgia ... serves as an adjunct professor at Trinity University.

ADAM GLESSNER**SENIOR DIRECTOR OF BASKETBALL INTELLIGENCE**

Entering his second season with the Silver and Black ... prior to joining the Spurs spent four seasons with the Detroit Pistons ... spent his final two years in Detroit as the team's director of player personnel after being promoted from pro scout in 2016 ... worked with the Charlotte Hornets as a coaching associate for one season after six years with the Orlando Magic ... joined the Magic as an assistant video coordinator in 2007 and was later elevated to video coordinator and analyst ... a native of Harrisburg, PA, served as an assistant video coordinator on Billy Donovan's staff at the University of Florida when the Gators won back-to-back NCAA Men's Championships in 2006 and 2007 ... a graduate of the University of Massachusetts and earned a master's degree in sports management at the University of Florida.

**PHIL CULLEN****DIRECTOR OF BASKETBALL OPERATIONS AND INNOVATION**

Is Entering his fourth season in the Spurs front office, his first as director of basketball operations and innovation ... spent the past three years as the team's director of basketball strategy ... prior to making the move to San Antonio spent four seasons at the University of Utah where he served as the team's director of basketball operations during the 2015-16 season ... spent the previous three seasons as the Utes director of player development and camps, following a three-year stint as an assistant coach at Grand Canyon University ... played for Utah from 1998-2002 and helped the Utes to a 90-35 record during that span ... also played baseball for the Utes ... the right-handed pitcher was drafted by the Seattle Mariners in 2000, appearing in a total of 46 games for two Seattle minor-league affiliates in three seasons ... received his bachelor's degree in civil and environmental engineering from Utah in 2006 and earned his master's in leadership from GCU in 2012 ... he and his wife, Tara, have three children.

**DAVE TELEP****DIRECTOR OF PLAYER PERSONNEL**

Is in his seventh season with the Silver & Black, his first as director of player personnel ... served as the team's director of scouting for the past three seasons after spending the previous three seasons as the team's scouting coordinator ... prior to joining the Spurs served as ESPN.com's senior national recruiting analyst ... has also spent time as a sideline reporter for ESPNU and a studio analyst for Recruiting Nation ... served on the USA Developmental National Committee for the USA National Team in 2013 ... launched Dave Telep Scouting Services in 2001, which has been utilized by 230 Division I college programs around the country he and wife, Paige, have two sons: Michael (14) and Jason (11).





GEORGE FELTON

DIRECTOR OF COLLEGE PLAYER PERSONNEL

Joined the Spurs in the summer of 2006 ... was the head coach at South Carolina for five seasons (from 1986–91) ... during the 1988–89 campaign led the Gamecocks to a 19-11 record as South Carolina earned its first trip to the NCAA Tournament in 15 years ... started his coaching career in 1976 as a graduate assistant while earning his master's degree at Appalachian State ... has worked as an assistant at North Carolina A&T, East Carolina, Georgia Tech, St. John's, Oregon State and Kentucky (served as associate head coach for Bobby Cremins at Georgia Tech and for Tubby Smith at Kentucky) ... was on the sidelines when the Wildcats won the 1998 NCAA Championship in the Alamodome ... prior to joining the Spurs spent six seasons as a scout for the Indiana Pacers ... was inducted into his high school's (All Hallows – Bronx, New York) Hall of Fame on October 28, 2011 and was presented the Tom Burke "Never Forget Where You Came From" Award from All Hallows in October 2019 ... was awarded his Solemn Investiture as a Knight of the "Equestrian Order of the Holy Sepulchre of Jerusalem, Sotheatern Lieutenancy of the United States" on Oct. 20, 2019 ... he and wife, Brenda Craven, live in South Carolina and have three sons.



NICK REPOLE

DIRECTOR OF RESEARCH AND DEVELOPMENT

Entering his fourth season with the Spurs ... promoted to director of research and development in September 2019 after serving the past three seasons as director of basketball information systems ... prior to joining the Silver and Black spent two seasons with the Charlotte Hornets, where he served as a basketball operations systems developer and quantitative analyst ... before making the move to Charlotte he was an associate product development specialist for Eagle Investment Systems ... received his B.S.E. in computer science from the University of Michigan in 2012... originally from Arlington, Mass.



NIRAJ MULJI

DIRECTOR OF BASKETBALL STRATEGY

Enters his sixth season with the Spurs ... was promoted to director of basketball strategy in September 2019 after serving the past three seasons as basketball operations manager ... originally joined the Silver and Black in 2014 as a basketball operations quality assurance assistant ... a graduate of Southern Methodist University, he was the head student manager with the Mustang's basketball team from 2012-14.



LANDRY FIELDS


AUSTIN SPURS GENERAL MANAGER

Is in his fourth season with the Spurs front office ... was promoted to Austin Spurs general manager in September 2019 after spending the past three seasons serving as a college scout ... originally joined the Silver and Black in 2016 after a five-year NBA playing career ... named an All-Rookie First Team Selection in 2011 ... averaged 6.8 points, 4.3 rebounds and 1.6 assists in 23.6 minutes in 255 career games with the New York Knicks and Toronto Raptors ... played four seasons at Stanford University where he earned his degree in communications.

WAYNE DIESEL

DIRECTOR OF PLAYER CARE

Entering his second season with the Silver and Black ... made the move to San Antonio after spending three seasons with the Miami Dolphins as the sports performance director ... prior to joining Miami, he was the head of medical services for the Tottenham Hotspur Football Club of the English Premier League from 2007 to 2015 ... also spent four years with the Charlton Athletic Football Club and one year with the Gloucester Rugby Football Club ... set up the first physiotherapy practice at the Sports Science Institute of South Africa after earning his PhD in exercise physiology from the University of Cape Town in 1994 ... has also served as the head physiotherapist for numerous South African National Teams, including rugby, swimming, men's hockey and women's gymnastics.

**MARILYN ADAMS**

DIRECTOR OF REHABILITATION

Enters her sixth season as the Spurs director of rehabilitation ... prior to joining the Silver and Black she was based in Vancouver/Whistler, Canada and worked as a lead physiotherapist with the Canadian Freestyle Ski Association, Canada Snowboard and Triathlon Canada at the World Cup, World Championship and Olympic level... Attended her first Olympic Games in Torino 2006 Olympic Winter Games as a member of the Canadian Olympic Committee and continued onto the Vancouver 2010, London 2012 and Sochi 2014 Olympic games... got her start covering amateur sports of all kinds and has worked privately with a countless number of various elite athletes in a wide range of sports. Earned a Bachelor's degree in Physical Therapy from the University of Alberta in 1991... became a Fellow of the Canadian Academy of Manual Therapy... earned her transitional Doctorate of Physical Therapy in 2016 and in 2017 completed a Masters of Clinical Science in Manipulative Therapy from the University of Western Ontario in 2017 ... her mission is to help others achieve their highest performance in life.

**XAVI SCHELLING**DIRECTOR OF SPORTS SCIENCE
AND ATHLETIC PERFORMANCE

Enters his sixth season with the Spurs ... prior to joining the Silver and Black served as the director of athletic performance from 2006-14 for Bàsquet Manresa, a Spanish team in the 1st Division of the ACB Spanish League that Spurs great George Gervin once played for ... worked as the strength and conditioning coach for the Spanish National Basketball Team at the 2014 U20 European championship ... is currently working on his second Ph.D in computer science and performance analysis at Victoria University ... earned his Ph.D. in physical education and sports sciences from the University of Lleida in 2013 ... received a master's degree in sports sciences in 2006 from the University of Barcelona, as well as a master's degree in advanced research studies in 2008 from the University of Lleida ... also received a master's in integrative physiology in 2014 ... earned his bachelor's degree in sports sciences from the University of Lleida in 2004.





WILL SEVENING

HEAD ATHLETIC TRAINER

In his 22nd season as the Spurs head athletic trainer ... prior to joining the Silver and Black served as the assistant athletic trainer/strength coach with the Indiana Pacers from 1994–98 ... started off as an intern with Pacers in 1992 ... worked the 2019 FIBA World Cup in China with the USA Men's National Team and will be one of three athletic trainers' working with Team USA for the 2020 Olympics in Tokyo ... served as one of two athletic trainers for Team USA at the 2003 FIBA Olympic Qualifying Tournament ... was the head athletic trainer for the Western Conference All-Star Team in 2016 and was on the training staff for the 2005 NBA All-Star Game ... provided athletic care for Basketball Without Borders in South Africa in 2018 and in Rio in 2011 ... a certified member of the National Athletic Trainers Association ... has served as the NBATA Foundation president since 2004 ... received his bachelor's degree in biology from the University of Wisconsin-LaCrosse in 1990 ... obtained a master's in sports medicine from the United States Sports Academy in 1992 ... he and wife Terri have four children, Allison, Benjamin, Emma and Liam ... enjoys traveling to baseball games and has seen games in approximately 60 minor and major league ballparks.



ANTHONY FALSONE

COORDINATOR OF ATHLETIC PERFORMANCE

Is in his seventh season with the Spurs ... prior to joining the Silver and Black, served as the personal strength and conditioning coach for Houston Rockets center Yao Ming from 2005-11 and was the head strength & conditioning specialist for the Memorial Hermann Ironman Sports Medicine Institute from 2011-13 ... began his career under the tutelage of renowned strength and conditioning guru Tim Hallmark (long-time personal strength and conditioning coach to Evander Holyfield) ... served two years as the personal strength coach for NBA legend Hakeem Olajuwon before spending 10 years as head strength and conditioning coach for the Houston Rockets ... during his tenure with the Rockets, spent three seasons (1998-2000) as head strength and conditioning coach for the Houston Comets of the WNBA, earning three championships ... in 2004, worked with the Chinese Men's Olympic basketball team in preparation for the summer Olympiad in Athens, Greece ... again directed training for the Chinese Men's National Team in 2006 in preparation for the FIBA World Championships ... holds a bachelor's degree in kinesiology from Stephen F. Austin State University and earned a master's degree in fitness & human performance from the University of Houston-Clear Lake, studying under Dr. Eugene Coleman, EdD, (director of the Human Performance Institute and former strength and conditioning coach of the Houston Astros) ... holds the following certifications: Certified Strength & Conditioning Specialist (CSCS) (National Strength & Conditioning Association), USAW-Level 1 & USAW-L1SP (USA Weightlifting), Performance Enhancement Specialist (PES) (National Academy of Sports Medicine – NASM), Corrective Exercise Specialist (CES) – (National Academy of Sports Medicine – NASM), Precision Nutrition Level 1 Certified (PN1), Level 1-FST, CFSC – L1 & CFSC Level 2 (Mike Boyle Strength & Conditioning) and DBC-L1.

DAVID R. SCHMIDT, M.D.

SENIOR TEAM PHYSICIAN



Enters his 27th season with the Spurs ... named the 2004 NBA Team Physician of the Year by the National Basketball Trainers Association ... awarded the 2007 Dr. Ernst Jokl Sports Medicine Award by the United States Sports Academy ... serves as the team physician for the Spurs as well as the University of Texas at San Antonio and Trinity University athletics ... on the medical staff for the Rampage, San Antonio Missions and several local high schools ... has a busy private practice where he concentrates on injuries of the knee ... specializes in ACL reconstruction, meniscus surgery, and cartilage restoration ... is a Fellow of the American Academy of Orthopaedic Surgeons, Board Certified by the American Board of Orthopaedic Surgery and holds a Certificate of Added Qualification in Sports Medicine ... served as the immediate past president of the NBA Physicians Association ... a founding Board Member and past Chairman of the San Antonio Sports Foundation and Valero Alamo Bowl ... served as the medical director for the 1989 AAU Junior Olympics and the 1995 U.S. Senior Sports Classic ... the medical coordinator for the 1993 U.S. Olympic Festival ... served on the medical staffs of the 1995 World University Games and the 1996 Olympic Games ... an adjunct professor in the department of orthopedics at the UT Health Science Center, where he was named the 2002 Distinguished Alumnus ... inducted into the San Antonio Sports Hall of Fame in 2019 ... serves on the Board for the Texas Sports Hall of Fame ... proud parent of daughter, Casey ... his son, Benjamin, a Marine Lance Corporal (LCpl) scout/sniper, was killed in the line of duty while serving in Afghanistan at the age of 24 on October 6, 2011.

DR. PAUL SAENZ, D.O.

SPURS TEAM PHYSICIAN



Now in his 22nd season with the Spurs ... in 1988 became the city's first fellowship trained Primary Care Sports Medicine specialist ... founded Sports Medicine Associates of San Antonio in 1992 ... also serves as the team physician for St. Mary's University and is company physician for Ballet San Antonio ... has served as a National Team physician for USA Track and Field, and in 2012 was appointed as the National Team physician for the Olympic gold medal winning Men's USA Basketball team ... was a member of the medical staff for the 1996 Olympic Games, served as the Chief Medical Officer for the sport of boxing at the 1998 Goodwill Games and was the team physician for USA Modern Pentathlon at the 2004 Olympics ... was recently selected as one of four physicians nationally to represent the American Osteopathic Association's 2018 Campaign for Health Education and Awareness ... holds clinical faculty appointments at The University of Texas Health Science Center at San Antonio Medical School, The University of North Texas Health Science Center and The University of the Incarnate Word School of Osteopathic Medicine ... was inducted into the Hispanic Sports Foundation Hall of Honor in 2015 ... selected as a St. Mary's University and Central Catholic High School Distinguished Alumnus ... selected as one of the state's "Top Docs" by Texas Monthly magazine and one of our own community's "Best Doctors" by San Antonio Magazine ... was most recently honored by his medical school alma mater The Texas College of Osteopathic Medicine as the recipient of the Mary E. Luibel "Distinguished Service Award" in recognition of his reward of accomplishment and dedication to the osteopathic profession.

TEAM DOCTORS AND SUPPORT STAFF



DR. RICHARD STEFFEN

SPURS TEAM PHYSICIAN

Entering his ninth season with the Spurs ... has also served as head team doctor for the Stars and Rampage since 2006, and became a team doctor for the UTSA Roadrunners in 2011 ... he is Board Certified in Orthopaedic Surgery, is a member of the American Academy of Orthopaedic Surgeons and has completed his fellowship in Sports Medicine ... received his medical training from The University of Miami School of Medicine in Miami, FL and performed his residency at Wilford

Hall Medical Center at Lackland Air Force Base, TX.

BASKETBALL OPERATIONS SUPPORT STAFF



AJ Meyer
Coaching Analytics
Coordinator



Analisa Rodriguez
Sr. Director of Player
Engagement



April Hardy-Holley
Strategic Operations
Partner to the CEO



Chris Grant
Pro Personnel
Scout



Claudio Crippa
Director of
International
Scouting



Cory Johnson
Team Equipment
and Travel
Manager



Darius Songalia
Player Development
Assistant



David Kaplan
Senior Data
Scientist



Jordan Howenstine
Basketball
Communications Mgr.



Josh Fink
Director of Data
Science



Josh Ryan
Front-End
Developer



John Cronen
Practice Facility
Supervisor



Kelly Forbes
Athletic Development
Coach



Keon Weise
Pro Informatics
Scout



Kevin Xu
Software Engineer



Kris Davis
Basketball
Communications Mgr.



Lauren Pequeda
Player Engagement
Associate Manager



Leslie Giese
Executive Assistant
to the Head Coach



**Massimo
Simonetta**
Sports Therapist



Nico Faz
Equipment
Assistant



Onsi Saleh
Strategic Process
Development Mgr.



Parker Hines
Video Coordinator
Assistant



Paul West
Athletic Trainer
Assistant and
Recovery Coord.



Reggie Thomas
Team
Photographer



Ryan Curtis
Athletic Performance
Data Mgr.



Scott McCartney
Director of Team
Security



Sean Sheldon
Video Coordinator
Assistant



Tom James
Sr. Director
of Basketball
Communications



Tyler Self
Austin Spurs
Assistant General
Manager



Willis Hall
Video Coordinator



Celebrating our past by impacting the future.

Starting 30 years ago as an inspiration from Coach Gregg Popovich's midnight basketball league, keeping kids off the streets and active, Silver & Black Give Back (SBGB) has grown to become a staple in the San Antonio community. With signature programs that highlight overall health and wellness (physical, mental, and nutritional), SBGB is celebrating its next 30 years with new interactive and inspirational programs that aim to create a holistic health experience for South and Central Texas youth alongside grant making that inspires safe spaces to play, learn and grow.

Our signature program, Spurs Youth Basketball League, has impacted:

- 400,000 families
- 50,000 coaches
- 65 sites

We are now expanding into soccer and launching the San Antonio Futbol Club (SAFC) Micro League.



We aim to create an equal playing field for youth of all backgrounds to join together in fighting for a common goal; holistic health and confidence to pursue their goals. Curriculum will also expand to include sports nutrition and mental wellness through a virtual portal experience.



@SBGBofficial - sbgb@attcenter.com - www.sbg.org



RICK PYCH

STRATEGIC ADVISOR/PAST PRESIDENT & CEO

Entering his 27th season ... transitioning out of the President/CEO role into a strategic advisory role as part of an overall succession plan ... formerly led the business operations for all four sports franchises owned and operated by Spurs Sports & Entertainment which includes the San Antonio Spurs (NBA), the San Antonio Rampage (AHL Hockey), the Austin Spurs (NBA G-League), and San Antonio FC (USL Soccer) as well as the operations of the AT&T Center and Toyota Field ... as well as all

corporate business and new initiatives on behalf of the organization and ownership ... has had a long career of financial and business management experience in public accounting, banking, real estate, and sports and entertainment ... initially named the Spurs chief financial officer in 1993 ... promoted to executive vice president in 2000, president of business operations in 2008 and president and CEO in 2016 ... in 1995 started a development, financial and operating study for a new multi-purpose arena that eventually led to the new home for the Spurs, the AT&T Center ... was named in 1999 as the chief development officer for the AT&T Center ... oversaw the successful county referendum campaign in 1999 that provided public funding to build the AT&T Center and again in 2008 a second referendum that provided funds for additional improvements to the AT&T Center ... directed all aspects of the AT&T Center development projects as well as the 2015 renovation projects ... led the organization's efforts to bring hockey to the AT&T Center ... in 2002 negotiated the purchase of an American Hockey League (AHL) affiliate ... in the summer of 2007 led the negotiations to purchase the NBA G-League team in Austin, Texas, the Austin Spurs (formerly Austin Toros) ... oversaw the process to bring professional soccer to San Antonio as SS&E was successfully awarded a USL expansion franchise in December 2015 and launched San Antonio FC, a USL soccer franchise that began play in April 2016 ... an alternate governor on the NBA Board of Governors ... ongoing member and past chairman of the AHL Executive Committee as well as member of the AHL Board of Governors ... was a past member of the Board of Directors of the San Antonio Sports Foundation dating back to 1989 and was part of the team that brought major sporting events to San Antonio, including the U.S. Olympic Festival in 1993, the 1995 National Senior Olympics, the 2002 NCAA Women's Final Four and the 1998, 2004, and 2008 NCAA Men's Final Four ... served on the Executive Committee and was Vice Chair of the Board of Trustees of VIA Metropolitan Transit, currently Vice-chair and on Executive Committee of Centro Partnership San Antonio ... past board positions include serving on the Executive Committee and Board of the San Antonio Economic Development Foundation, the Board of the San Antonio Tax Increment Reinvestment Zone, and Executive Committee and Board of the Boys and Girls Clubs of San Antonio, mentor in the InspireU Program of Big Brothers Big Sisters of South Texas ... holds a degree in accounting from Fairfield University and is a CPA.

LAWRENCE PAYNE

STRATEGIC ADVISOR/PAST EXECUTIVE
VICE PRESIDENT



Entering his 44th season with the organization and is longest tenured, full-time employee... joined the franchise after receiving his undergraduate and law degrees from the University of Texas at Austin ... under his direction, Spurs Sports & Entertainment has built one of the highest rated and most extensive broadcast and digital lineups in professional sports ... has served as executive producer and/or producer of SS&E broadcasts and programming for all franchises and has been involved in all aspects of the organization's entertainment and media assets from media rights negotiation to the look of the content ... continues to assist the organization's corporate partnerships sales efforts, including Radio and TV inventory, digital platforms, social media, signage, in-arena and out of arena promotions/licensing and game operations ... has served as the lead negotiator on all broadcast and major rights agreements for the organization ... has won two national Cable ACE Awards, the Silver Medal at the International Film & Television Festival of New York, several local Addy awards, and was selected as a charter member of the NBA Broadcast Advisory Board ... is a member of the University of Texas Law School Non-Practicing Advisory Council and serves as a mentor to University of Texas Law School students ... a member of Baylor University's Sports Sponsorship & Sales (S3) Advisory Board ... guest lecturer at Trinity, University of Texas at Austin and UTSA ... has been married to Mary, a fellow UT graduate for 40 years ... they have two sons, Bryan – Vice President/Investment Development of Turn/River Capital in San Francisco, and William – a graduate of UT Austin who lives and works as a writer/producer in Los Angeles.

BRANDON GAYLE

EXECUTIVE VICE PRESIDENT
PARTNERSHIPS AND REVENUE



Joined Spurs Sports & Entertainment (SS&E) in Oct. 2019 ... in his current role he is responsible for all key revenue operations including tickets, sponsorship, media, digital, and marketing ... prior to joining SS&E spent six-plus years in multiple roles with Facebook, most recently as director of global sports partnerships and solutions ... oversaw a team that managed partnerships with US and Canada-based sports properties on all Facebook platforms, including Instagram, Messenger and Oculus ... his team was also responsible for providing global operational support across premium content distribution, product education, and analytics ... before being promoted to director in March 2018, served as the head of global partnerships for Instagram beginning in Nov. 2015 ... originally joined Facebook in May 2013 in their strategic partnerships department to lead the company's athlete relationships ... served as the director of strategic partnerships and sports vertical lead for Groupon from Sept. 2012 to May 2013 ... initially joined Groupon as the senior manager for strategy and sports business development in Nov. 2011 ... spent five years as a consultant for Bain and Company in its Chicago and Atlanta office ... a native of Rochester, N.Y., earned his bachelor's degree in economics from Harvard in 2003 and received his master's in business from Harvard Business School in 2010 ... is a member of Sports Business Journal's Forty Under 40 class of 2018 and was named to the Leaders Under 40 Awards Class of 2017 by Leaders and Aspire Academy ... he and his wife, Saamra, have two sons.



BOBBY PEREZ

**EXECUTIVE VICE PRESIDENT GENERAL COUNSEL
AND CORPORATE RELATIONS**

In his seventh year at Spurs Sports & Entertainment ... elevated to executive vice president general counsel and corporate relations in July 2019 after serving the past six years as the senior vice president ... his duties include legal affairs, business development, personnel relations, soccer operations and government relations ... prior to joining SS&E, was a shareholder at Shelton & Valadez P.C. since 1995 handling litigation, government relations, public finance and represented entities in front of state and local government ... a former Bexar County Prosecutor and San Antonio City Council Member ... served as Chairman and Vice Chairman of San Antonio City Council ... General Counsel for San Antonio Hispanic Chamber of Commerce ... serves on the Board for the San Antonio Greater Chamber of Commerce and Silver & Black Give Back ... current Vice Chairman of the Bexar County Regional Mobility Authority ... a former Board member for VIA Metropolitan Transit Authority ... holds a bachelor's degree in Business Administration from the University of Texas at Austin and a Juris Doctor degree from St. Mary's University School of Law ... he and his wife, Julie, are the parents of Christopher, Brianna and Nicholas.



LORI WARREN

**EXECUTIVE VICE PRESIDENT OF
CORPORATE FINANCE AND STRATEGY**

In her 27th year with the Spurs ... took on the role of executive vice president of corporate finance and strategy in July 2019 ... oversees financial operations and reporting, corporate business development and business analytic insights ... led the \$110 million project to renovate the AT&T Center in 2014-15 ... was heavily involved in all financial aspects of the AT&T Center development project and opening in 2002 ... prior to her promotion served as senior vice president of corporate finance and brand strategy where she was responsible for strategic development of brand engagement for all franchises under the Spurs Sports & Entertainment umbrella was named vice president of finance in the summer of 2000 and was promoted to senior vice president corporate finance in 2008 ... spent seven seasons as the team's controller ... prior to joining the Spurs worked in the audit department for KPMG Peat Marwick in Dallas and San Antonio ... a Certified Public Accountant with a degree in accounting from Texas A&M ... played one season of varsity tennis for the Aggies ... selected as a member of the 2007-08 Leadership San Antonio Class 33 ... a 2007 recipient of the San Antonio Business Journal's 40 Under 40 award ... in 2011, named as one of San Antonio's Best CFOs by the San Antonio Business Journal ... named a 2015 SportsBusiness Journal Game Changer ... former member of the Board of Trustees of the United Way of Bexar County ... San Antonio Economic Development Foundation Marketing Committee member ... an active volunteer with her children's school and sports activities ... she and husband, Garren, have two sons, Chandler and Trevor.

FRANK MICELI

**SENIOR VICE PRESIDENT OF SALES AND
FRANCHISE BUSINESS OPERATIONS**



Joined the Spurs in September of 2008 – oversees the sales operations for the San Antonio Spurs along with the entire business operations of the San Antonio Rampage (AHL) and the Austin Spurs (NBA G-League) ... previously served as chief operating officer of the Philadelphia Phantoms (AHL), a position he held since from 1996 thru 2008 ... added the role of Vice President of minor league operations for all of Comcast-Spectacor in November 2000 ... was responsible for overseeing the Phantoms and the organization's three minor-league baseball teams – the Bowie Baysox, Delmarva Shorebirds and Frederick Keys, along with being the COO of the Philadelphia Wings (NLL) ... was awarded the James C. Hendy Award, which is presented to the American Hockey League's outstanding executive, following the 1997–98 season and the Thomas Ebright Award, which is presented annually for outstanding career contributions to the American Hockey League, following the 2006 – 2007 season ... served 18 years with Comcast-Spectacor mainly with the Philadelphia Flyers/Phantoms, where he was responsible for overseeing all operations, including fiscal management, sales, marketing, advertising, sponsorship sales and public relations ... prior to joining the Phantoms joined Comcast-Spectacor in 1990 as Vice President of marketing and advertising at Spectathlete ... prior to joining Comcast-Spectacor, served as the advertising director for the Clover division of Strawbridge & Clothier in Philadelphia, advertising manager for John Wannamaker in Philadelphia, and advertising director for Gimbels in both New York and Philadelphia ... a native of South Philadelphia ... graduated from the University of Scranton with a bachelor of science degree ... is a board member of San Antonio Sports, the San Antonio Convention and Visitors Commission, where he is the current chairman and the Baylor University Sports Administration ... Frank and his wife, Michele, have two daughters, Amanda and Maria.

TAMMY TURNER

**SENIOR VICE PRESIDENT
CORPORATE ADMINISTRATION & FACILITIES**



In her 26th season with Spurs Sports & Entertainment ... responsibilities include leading the organization's human resources area, which includes championing our values-based culture, and continually working on all aspects of the company's people agenda and management systems to shape a culture of continuous learning, innovation and agility ... additionally responsible for building operations and facilities management of the AT&T Center and Toyota Field as well as risk management, compliance and corporate development ... prior to assuming her current role, she served as vice president of human resources and corporate administration, where she had responsibility for employee/labor relations, diversity and inclusion, compliance, recruitment, talent planning, learning and development, organizational development, compensation, benefits, and workforce planning ... led a team focused on developing and implementing strategies that drove business results, and created a positive work environment and experience ... began her career with SS&E in 1995 in the finance department ... spent 10 years working on the financial side of the business before transitioning to the human resources department in 2005 ... was promoted to director of human resources in 2007 and was elevated to the role of senior director of human resources and corporate administration in 2008 ... born and raised in San Antonio ... received her bachelor's degree in political science/pre-law and a master's degree in business administration from the University of the Incarnate Word ... played collegiate volleyball, basketball and softball for UIW ... she and her husband, Dave, have a blended family of five children, Kyle (31), Kody (29), Talbert (23), Jan-Tanah (21) and Jett (16).



JOE CLARK

VICE PRESIDENT OF SPURS SPORTS ACADEMY

Entering his 35th season with the Spurs ... began his career with the Spurs as a sales intern in 1985 ... today oversees the Spurs Sports Academy which exists to develop young athletes while inspiring lifelong memories and building character through competition ... the Academy offers a variety of youth athletic engagement programs in San Antonio & Austin that include basketball, soccer and Jr NBA events ... led the ticket sales, premium and season ticket services as well as the ticket operations departments from 1992-2017 ... oversees the year-round Spurs Basketball Camps that have been in place for over 45 years, these camps range from half-day camp sessions, to holiday camp workouts and 10-plus weekly summer camp sessions ... the summer camps attract over 1,500 boys and girls ages 6-17 ... introduced the Spurs Tournament Series which hosts competitive basketball tournaments year round for boys and girls youth travel teams by hosting 10-12 weekend basketball tournaments in San Antonio and Austin throughout the year including the Spurs Nationals Tournament in late June each year hosting 500+ teams from around the world and over 10,000 visitors to San Antonio... has twice coordinated relocation efforts for Spurs ticket holders (from the HemisFair Arena to the Alamodome in 1993 and from the Alamodome to the AT&T Center in 2002 as well as during the ATT Center renovation during summer of 2015) ... continues to work with the famous Baseline Bums ... a native of Janesville, Wisconsin ... received his bachelor's in Economics from the University of Wisconsin-Madison and a master's in sports management from Western Illinois University ... a member with the Greater San Antonio Chamber of Commerce, the Knights of Columbus, Men's ACTS and TMIY community with Holy Trinity Church and AAU Basketball Coach....mentors as a Big Brother in the Big Brothers Big Sisters program ... serves on the board for Baylor University's S3 program (sports, sales and sponsorship) & Positive Coaching Alliance and volunteers with the Alfred D. Hughes Unit Prison in Gatesville, TX ... is a graduate of Greater San Antonio & Hispanic Chamber of Commerce Leadership San Antonio Class #34 and served as a steering committee member for LSA Class #38 ... he and wife, Linda, have two daughters and a son, 27-year-old Kelsey Mire, 24-year-old Alyssa and 20-year-old AJ ... enjoys running, golf, reading, yard work and spending time with family, including two dogs Wrigley & NOLA.



JEANNE GARZA

VICE PRESIDENT OF BROADCAST & MARKETING PARTNERSHIPS

In her 18th season with SS&E... named vice president of broadcast and marketing partnerships in September 2017 ... joined the SS&E Family as a part-time partnership assistant in February 2002 before being promoted to a full-time broadcast assistant in May of the same year ... elevated to the manager of sponsorship services in 2004 ... in 2007 named director of corporate partnerships ... promoted to a senior director in 2014 leads local, regional and global marketing partnership for SS&E ... responsible for developing innovative experiences for fans through SS&E brand partners ... guides digital sponsorship transformation ... currently serves on Baylor University's Sports Sponsorship & Sales (S3) Advisory Board and is an Alumnae Advisor at Trinity University ... represented SS&E in Leadership San Antonio Class 40 ... currently serves on the Board of the San Antonio Chamber of Commerce ... was on the Board of Directors for the San Antonio Hispanic Chamber of Commerce ... participated in the Alexander E. Briseño Leadership Development Program ... originally from Corpus Christi, TX ... received her bachelor's degree from Trinity University ... she and her husband, Damond, have two sons: DK (12) and James (10).

CASEY HEVERLING

VICE PRESIDENT AND AT&T GENERAL MANAGER

Joined Spurs Sports & Entertainment in 2017 and currently oversees day-to-day operations of the AT&T Center and the San Antonio Spurs practice facility ... prior to joining Spurs Sports & Entertainment was the assistant general manager with Spectra Venue Management, where he oversaw the day-to-day operations of the 16,000 seat XL Center and the 40,000 seat Pratt & Whitney Stadium, as well as the business operations of the Hartford Wolf Pack (AHL affiliate to the New York Rangers) ... In 2012 he held the position of assistant general manager and director of operations for the Mullins Center at the University of Massachusetts Amherst... prior to that he was an event manager at the Wells Fargo Center and an operations manager at Citizens Bank Park in Philadelphia, Pennsylvania ... holds a Bachelor's degree in business management from West Chester University and a Master's degree in sports management from Temple University ... a native of Palmyra, Pennsylvania... resides in San Antonio with his wife, Megan and daughter, Charlotte.



TIM HOLT

MANAGING DIRECTOR OF SAN ANTONIO FC

Joined SS&E in January 2016 ... serves as Managing Director of San Antonio FC (SAFC) and SS&E Vice President, where he is responsible for overseeing all aspects of the Spurs Sports & Entertainment owned professional soccer club ... SAFC is currently in its third season in the USL, aiming for back-to-back playoff appearances for the first time... Holt oversaw SAFC finish the 2017 season in second place in the Western Conference, earning its first playoff berth... before joining SAFC had a stint at Orlando City SC which he joined during its inaugural Major League Soccer (MLS) season as Vice President of Development ... prior to his time with Orlando City, served as an executive with the United Soccer League (USL) since 1999 including as its President from 2009-2015 ... in the previous decade, Holt served USL in the various capacities of Executive Vice President, Chief Operating Officer, and Director of Pro League Operations ... is active within the US Soccer Federation leadership serving numerous years on its Board of Directors, Lamar Hunt US Open Cup Committee, Professional Council, Appeals Committee, and Credentials Committee ... a long-time member of the National Soccer Coaches Association of America (NSCAA) and served as the Men's Pro representative on its Board of Directors until 2010 ... as a youth player, Holt was part of the respected FC DELCO youth club in suburban Philadelphia where, upon graduating from Penn State University, he returned to work for the club in the mid-1990s launching, coordinating, and operating a 200+ team annual national youth soccer tournament ... holds a USSF national coaching license, and has coached at both the elite youth club and scholastic levels ... Holt lives in San Antonio with his wife Sara and children Jagger, Roman and Ellesyn.



BECKY KIMBRO

VICE PRESIDENT OF STRATEGIC BRAND ENGAGEMENT

In her second season with Spurs Sports & Entertainment ... oversees creative services, game presentation, marketing, content, and digital for the SS&E family of brands with a focus on creating an engaging experience for fans through all brand touchpoints ... before joining SS&E worked as the vice president of marketing for the Texas Rangers baseball club starting in the 2012 season ... prior to the Rangers served as the senior manager of marketing for the Dallas Cowboys and AT&T Stadium ... began her career in political media consulting and advertising ... received her bachelor's degree in journalism with an emphasis on advertising and business marketing from the University of North Texas Mayborn School of Journalism ... currently serves on the board of advisors for the UNT Mayborn School of Journalism ... lives in San Antonio with her husband, Ryan.





JOE LOOMIS

VICE PRESIDENT OF FINANCE

In his fourth year with the Spurs Sports & Entertainment ... named vice president of finance in 2018 ... joined the SS&E Family as senior director finance in July 2016 ... responsible for all financial operations and reporting, cash management, payroll and related tax matters for SS&E ... in addition, has oversight of the organization's IT and purchasing functions as well as managing the culinary partners at the AT&T Center and Toyota Field ... prior to joining the Spurs was vice president of finance at Madison Square Garden for two years where he oversaw all financial aspects of the New York Knicks ... prior to his time at MSG he worked at the NBA league office for nine years in various finance capacities including associate vice president of team finance where he worked with all NBA teams on their league financial reporting and analysis ... a Certified Public Accountant ... earned a bachelor's degree in finance from the University of Illinois, a master's of science in management from the F.W. Olin Graduate School of Business at Babson College and a master's of science from Columbia University in sports management ... originally from Scotch Plains, NJ ... he and his wife Caitlin, have a daughter Riley and twin girls Makenzie and Avery.



TIM SALIER

VICE PRESIDENT OF BUSINESS DEVELOPMENT

Joined Spurs Sports & Entertainment in 2000 ... was named vice president of business development in September 2017 ... in his current role, oversees San Antonio Spurs Business Development, Membership Sales & Retention and Ticket Operations... began his career with SS&E as sales manager before being promoted to director of sales in 2003 ... awarded NBA Group Sales Manager of the Year for the 2004-05 season ... elevated to the role of senior director of sales in 2008 and was later named vice president of franchise business operations overseeing the entire business operations of three SS&E franchises, including the San Antonio Rampage (AHL), San Antonio Stars (WNBA) and Austin Spurs (NBA G League) ... named NBA Development League Executive of the Year for the 2014-15 Season ... prior to making the move to San Antonio, spent two seasons as the general manager and vice president of business operations for the Rockford Lightning in the Continental Basketball Association ... is an alumni of Leadership San Antonio Class 36 and a member of the 2011 San Antonio Business Journal 40 Under 40 ... served on the Leadership San Antonio Class 40 Steering Committee, is an honorary command chief for Joint Base San Antonio and is a board member for Baylor University's S3 Program ... a native of Shannon, Ill., he received his bachelor's degree in business administration from Monmouth College.

SPURS TELEVISION

BILL LAND

PLAY-BY-PLAY



In his 15th season as the play-by-play voice for Spurs TV ... joined Fox Sports Southwest in 1988 (when the network was known as Home Sports Entertainment) where he spent 28 years calling the action for 16 different sports ... has handled the play-by-play call for numerous Big 12 events, including football, baseball, softball, soccer, women's basketball and swimming and diving ... a life-long Cubs fan ... received his degree in mass communication in 1973 from Southern Illinois-Edwardsville ... his wife Gayle officiates college tennis ... the couple have two sons, Taylor and Cooper ... Taylor is an assistant basketball coach at Incarnate Word University in Austin and Cooper is the head basketball coach for St. Michael's Catholic Academy in Austin ... prior to their coaching career they both played professional basketball in Australia.

SEAN ELLIOTT

ANALYST



Now in his 20th season in television after retiring following the 2000–01 campaign ... for the 16th consecutive year will serve as the primary analyst for Spurs television ... spent 11 of his 12 seasons with the Spurs ... in his NBA career, appeared in 742 regular season games, averaging 14.2 points, 4.3 rebounds and 2.6 assists per contest ... named an NBA All-Star in both 1993 and 1996 ... made NBA history on March 14, 2000, when he returned to the court after undergoing a kidney transplant on August 16, 1999 ... he and his wife, Claudia, were married in October of 2001.

DAN WEISS

STUDIO CO-HOST



Is in his 10th year with SS&E, his second as studio co-host of the Spurs Live pregame and postgame shows ... prior to joining the Spurs broadcasting team brought San Antonio Rampage and San Antonio FC games to life on Ticket 760 AM and FSSW ... has also joined the broadcast teams for the Austin Spurs and the San Antonio Stars ... during the 2013-14 season, the 'Voice of the Rampage' received the James H. Ellery Award in recognition of outstanding coverage of the American Hockey League (AHL) ... that spring hosted E-Spurs, a 30-minute pregame webcast during the 2014 Spurs playoff run ... in January 2018 he joined the NHL Network as a rink-side reporter during the 2018 AHL All-Star Classic ... was also honored by the ECHL as the 2005-06 Broadcaster of the Year ... originally from Weston, Mass., has served as the voice of the Phoenix Mercury (WNBA), Phoenix Roadrunners (ECHL), Atlantic City Boardwalk Bullies (ECHL) and Corpus Christi Ice Rays (CHL), and covered the Phoenix Suns and Arizona Cardinals ... he and his wife, Lauren, have two children – Emily and Ethan.

MATT BONNER

STUDIO ANALYST



In his fourth season as a member of the Spurs broadcast team ... after playing 10 seasons with the Spurs, made his TV debut as a studio analyst in January 2017 ... teams up with Dan Weiss in the studio for all Spurs produced home broadcasts and select road contests ... in addition to his pre and post-game show duties, the two-time NBA Champion has a presence on Spurs digital properties and contributes his expertise to select Austin Spurs (NBA G League) TV broadcasts.

2019-20 Television Broadcast Partners

KENS (CBS): Will broadcast a total of 16 regular season games.

KMYS (CW): Will broadcast a total of six regular season games.

FOX Sports Southwest (FSSW): Will broadcast a total of 60 regular season games
Games broadcasted on KENS and KMYS will be distributed on the Spurs Television Network in the following markets: KBVO (Austin), KRIS/KDF (Corpus Christi) and KMYL (Lubbock).

SPURS RADIO



BILL SCHOENING

WOAI, 1200 AM

Is in his 19th season as the radio play by play voice of the Spurs ... came to the Spurs in 2001 after a 12-year stint with the Texas Longhorn Sports Network ... has called Major League Baseball and National Football League action as well as the NBA ... dabbles as a singer/songwriter and has released three original CD's... he and his wife Gerry have two sons, Eric and Karl.

For the 41st time in the Spurs 47-year history WOAI Radio (1200 AM) will broadcast every Spurs game ... Spurs broadcasts on WOAI Radio are heard in 38 states and Mexico thanks to the station's 50,000-watt clear channel signal ... WOAI serves as the flagship station of the Spurs Basketball Network, which includes the following stations: KVET (Austin), KEYS (Corpus Christi), KJTV (Lubbock) and KBYG (Big Spring).



PAUL CASTRO

KCOR, 1350 AM

Now in his 25th season as the Spanish voice of the Spurs ... joined the organization in October of 1994 after spending four seasons as Portland Trail Blazers Spanish broadcaster ... has called seven NBA Finals series, all six of the Spurs Finals appearances and the 1992 Finals featuring the Trail Blazers vs. Chicago Bulls ... a 1990 graduate of Oregon State University ... was born in San Miguel De Allende, Mexico and raised in both Mexico and Oregon ... has two sons, Sebastian and Adán.

This is the fourth season that KXTN (1350 AM and 107.5 FM HD2) will carry the Spurs Spanish radio broadcasts ... KXTN will broadcast all of the Spurs regular season and playoff games during the 2019-20 campaign.



mascot
2!

THE Coyote

Species: Entertainus Carnivorous

Number: 2!

Height: About as tall as David Robinson

Weight: Prefers Not To

Species: Entertainus Carnivorous

Vaccinations: Current

Bio:

Voted 2014 NBA Mascot of the Year ... Won NBA Video Skit of the Year in 2007, 2010, 2014, and 2015... Inducted into the Mascot Hall of Fame in 2007 ... Named Mascot of the Year by GameOps.com in 2006 ... Named the NBA's MVV (Most Valuable Varmint) for the 23rd time in his career in 2015-16... Always golfs with an extra sock in his pocket in case he gets a hole in one... Admits living in Bexar County scares him.

Memorable Moments:

On April 13th, 1983, the Spurs defeated the Los Angeles Lakers twice following their regularly scheduled game and a redo of their prior match-up's final moments. This marked both The Coyote's first-ever appearance and the night he became the only NBA mascot to ever work a double-header ... Saturday, March 30, 1991 Coyote marries Mrs. Coyote ... In 2005, The Coyote became the first mascot to be ejected from a game... Texas Governor Rick Perry later pardoned him ... During the 2012 NBA All-Star Weekend in Orlando, The Coyote broke the Guinness World Record for most under-the-leg dunks in a minute for a group of five ... He might've left his heart in San Francisco, but he lost his eyes at a Spurs game in April 2014.

Make Your Next Event Spur-Ific!

Don't like going to the dentist? Dinner with the in-laws? Hosting a poetry reading? The Coyote can make any event a slam-dunk! In addition to his game night duties, The Coyote is available for community events, school shows, birthday parties, and other outings.

Emergency Contact:

H-E-BUDDY

Director of Bagging
Operations, HEB
210-822-0156



@SpursCoyote #PantsOptional

Fur appearances visit: spurs.com/coyote



The Austin Spurs finished the 2018-19 season tied for 10th in the Western Conference and 23rd overall in the G League ... the team ended the regular season with a 20-30 record ... Austin was led by second-year Head Coach Blake Ahearn and Assistant Coaches Mitch Johnson, Petar Božić, James Singleton and Billy Donovan III ... Julian Washburn received a GATORADE Call-Up to the Memphis Grizzlies in January ... several San Antonio Spurs assignees contributed to Austin's success during the season ... San Antonio first-round draft pick Lonnie Walker IV played a total of 29 games for Austin where he averaged 16.6 points and 2.9 rebounds in 27 minutes per game ... San Antonio Spurs assignee Chimezie Metu made 26 appearances in Austin and notched an average of 14.0 points and 7.4 rebounds in 27 minutes per game ... two-way player Drew Eubanks finished the season with the best shooting percentage in the G League, converting on 64.8 percent of his shots as he averaged 16.3 points, 7.8 rebounds and 2.56 blocks per game ... Travis Trice made his mark by contributing an average of a team-high 18.6 points and 8.4 assists per game ... at the conclusion of the regular season, center Amida Brimah led the league in blocked shots per game (3.00) ... Austin joined the then D-League on May 4, 2005, when the Columbus Riverdragons moved from Georgia to Texas ... Spurs Sports & Entertainment purchased the team on June 28, 2007 ... the Spurs won their first championship in 2011-12, defeating the then Los Angeles D-Fenders in a best-of-three series ... former Austin Spurs head coaches include the late Dennis Johnson (2005-07), who was inducted into the Basketball Hall of Fame in 2010 and Quin Snyder (2007-10), who is now the Utah Jazz head coach...the NBA G League is the NBA's official minor league, preparing players, coaches, officials, trainers, and front-office staff for the NBA while acting as the league's research and development laboratory ... featuring 28 teams with direct affiliations with NBA franchises for the 2019-20 season, the league offers elite professional basketball at an affordable price in a fun, family-friendly atmosphere ... an all-time high 53 percent of all NBA players at the end of the 2017-18 season boasted NBA G League experience (52 percent of all NBA players at the end of the 2018-19 season boasted NBA G League experience, but the all-time high is still 53 percent from the 2017-18 season) ... in fostering the league's connection to the community, its teams, players and staff promote health and wellness, support local needs and interests, and assist in educational development through local involvement ... for more information on the Austin Spurs, contact the team's office at (512) 236-8333.



BLAKE AHEARN

HEAD COACH

Ahearn enters his third season as head coach of the Austin Spurs ... joined the Spurs after serving one season as the head coach of his high school alma mater, De Smet Jesuit in St. Louis, Missouri. Prior to that he spent one season as the head coach at Clayton High School in St. Louis ... played professionally for eight seasons, including a three-game stint with the San Antonio Spurs during the 2008-09 season during which he was assigned to the then Austin Toros for six games ... over the course of three seasons he appeared in a total of 22 NBA games between San Antonio, Miami and Utah ... also spent time in the NBA G League where he was a two-time First Team selection (2009 and 2012) and was named the 2008 Rookie of the Year ... in 2015 he won an NBA G League Championship with the Santa Cruz Warriors ... also played professionally in Spain, Italy, China, Ukraine and Puerto Rico ... the St. Louis native played collegiately at Missouri State University from 2003-07 ... is the NCAA's all-time leader in free throw percentage, connecting on 94.6 percent (435-460) of his shots from the foul line ... also holds the single-season record, shooting 97.5 percent (117-120) from the free throw line during the 2003-04 season as a freshman ... was named the Missouri Valley Conference Freshman of the Year in 2004 and earned All-MVC First Team honors his junior and senior seasons.

PETAR BOŽIĆ

ASSISTANT COACH

Božić enters his third season as an assistant coach with the Spurs...last coaching stint was with Dusko Vujosevic in Partizan as an assistant coach from 2013-15 and as head coach for the 2015-16 season... Božić played overseas from 1997-2013 and won the Serbian Super League with Partizan Belgrade...played the majority of his career with Partizan Belgrade and became a club legend with the most appearances ever in club history, while also winning over 17 trophies.

MATT NIELSEN

ASSISTANT COACH

Nielsen enters his first season as an assistant coach with the Spurs ... joins Austin after most recently serving as an assistant coach for the NBL's Perth Wildcats in Australia (2015-19) where he helped lead the team to three of its championships (2019, 2017, 2016) ... previously spent time with the San Antonio Spurs' coaching staff in a player development role (2014-15) ... played professionally for Khimki in Russia (2011-13), Olympiacos Piraeus in Greece (2010-11), Valencia in Spain (2008-10), Lietuvos Rytas in Lithuania (2005-08), PAOK Thessaloniki in Greece (2004-05) and Sydney Kings in Australia (1995; 1997-2004) ... as a player, was a two-time EuroCup champion (2012, 2010), LKL champion (2007), two-time Baltic League champion (2007, 2006) and two-time NBL champion (2004, 2003) ... earned several honors, including EuroCup Finals MVP (2010), NBL MVP (2004) and NBL Rookie of the Year (1997) ... as a member of the senior men's Australian National Basketball Team, he won gold medals at the 2005 FIBA Oceania Championship, 2003 FIBA Oceanian Championship and 2001 Goodwill Games ... won the gold medal at the 1997 FIBA Under-21 World Championship with Australia's junior national team.

REECE GAINES

PLAYER DEVELOPMENT COACH

Gaines enters his first season as an assistant coach with the Spurs ... last served as an assistant coach at Eastern Kentucky University (2015-18) and was named acting head coach last season (2018-19) ... previously was an assistant coach at Bellarmine University (2012-15) where he helped lead the team to three straight NCAA Division II tournament appearances, including a Sweet 16 and Final Four trip ... was originally selected 15th overall by the Orlando Magic in the 2003 NBA Draft ... spent time in the NBA playing with the Milwaukee Bucks (2005-06), Houston Rockets (2004-05) and Orlando Magic (2003-04) ... played overseas with Guaros de Lara in Venezuela (2012), Fürstenfeld Panthers in Austria (2012), JA Vichy in France (2010-11), Peristeri in Greece (2010), and in Italy for and Angelico Biella (2008-09; 2006-07), Benetton Treviso (2007-08) and Armani Jeans Milano (2007) ... spent time in the G League with the Texas Legends (2010) and Bakersfield Jam (2009-10) ... played collegiately at the University of Louisville (1999-2003) where he earned third team AP All-American honors (2003) and first team All-Conference USA honors (2003, 2002).



AUSTIN SPURS HISTORY

<u>YEAR</u>	<u>TEAM</u>	<u>HEAD COACH</u>	<u>RECORD</u>	<u>POSITION</u>
2001-02	Columbus Riverdragons	Jeff Malone	31-25	3rd place
2002-03	Columbus Riverdragons	Jeff Malone	23-27	6th place
2003-04	Columbus Riverdragons	Jeff Malone	18-28	6th place
2004-05	Columbus Riverdragons	Jeff Malone	30-18	1st, D-League Finals
2005-06	Austin Toros	Dennis Johnson	24-24	6th place
2006-07	Austin Toros	Dennis Johnson	21-19	5th place
2007-08	Austin Toros	Quin Snyder	30-20	1st, D-League Finals
2008-09	Austin Toros	Quin Snyder	32-18	2nd place
2009-10	Austin Toros	Quin Snyder	32-18	2nd place
2010-11	Austin Toros	Brad Jones	32-18	8th place
2011-12	Austin Toros	Brad Jones	22-28	2nd place, D-League Finals
2012-13	Austin Toros	Eugene Burroughs	33-17	2nd place
2013-14	Austin Toros	Ken McDonald	27-23	6th place
2014-15	Austin Spurs	Ken McDonald	32-18	1st place
2015-16	Austin Spurs	Ken McDonald	30-20	1st place
2016-17	Austin Spurs	Ken McDonald	25-25	4th place
2017-18	Austin Spurs	Blake Ahearn	32-18	1st place, G League Champs
2018-19	Austin Spurs	Blake Ahearn	20-30	3rd place

SPURS ASSIGNMENT HISTORY

2005-06: James White (twice)	2016-17: Dejounte Murray (11 times)
2007-08: Ian Mahinmi (twice)	Danny Green
Darius Washington (twice)	Bryn Forbes (11 times)
2008-09: Ian Mahinmi (twice)	Nicolas Laprovittola
Blake Ahearn	2017-18: Tony Parker (twice)
Anthony Tolliver	Derrick White (17 times)
Malik Hairston (twice)	Davis Bertans (twice)
Marcus Williams	Brandon Paul (twice)
2009-10: Malik Hairston (twice)	2018-19: Chimezie Metu (20 times)
Curtis Jerrells	Lonnie Walker IV (11 times)
Alonzo Gee	Derrick White (once)
2010-11: James Anderson (twice)	
Da'Sean Butler	
Danny Green	
2011-12: Gary Neal	
Cory Joseph (three times)	
Malcolm Thomas	
T.J. Ford	
2012-13: Cory Joseph (five times)	
Nando De Colo (three times)	
Kawhi Leonard	
Aron Baynes (five times)	
2013-14: Nando de Colo (six times)	
Aron Baynes (twice)	
Malcolm Thomas (four times)	
Austin Daye	
2014-15: Kyle Anderson (seven times)	
2015-16: Jonathon Simmons (four times)	
Ray McCallum (six times)	
Boban Marjanovic (twice)	

AUSTIN SPURS CALL UP HISTORY

SPURS CALL UP HISTORY

<u>YEAR</u>	<u>PLAYER</u>	<u>TEAM</u>
05-06	Marcus Fizer	Seattle/New Orleans
05-06	Derrick Zimmerman	New Jersey
07-08	Marcus Williams	San Antonio/Los Angeles (Clippers)
07-08	Keith Langford	San Antonio
07-08	DerMarr Johnson	San Antonio
07-08	Andre Barrett	Los Angeles (Clippers)
08-09	Pops Mensah-Bonsu	San Antonio
08-09	DeMarcus Nelson	Chicago
08-09	Malik Hairston	San Antonio
08-09	Marcus Williams	San Antonio
09-10	Alonzo Gee	Washington/San Antonio
09-10	Curtis Jerrells	San Antonio
09-10	Dwayne Jones	Phoenix
10-11	Marcus Cousin	Utah/Houston
10-11	Kyle Weaver	Utah
11-12	Eric Dawson	San Antonio
11-12	Justin Dentmon	San Antonio/Toronto
11-12	Lester Hudson	Cleveland/Memphis
11-12	Carldeell Johnson	New Orleans
11-12	Lance Thomas	New Orleans
13-14	Dexter Pittman	Atlanta
14-15	JaMychal Green	San Antonio/Memphis
14-15	Bryce Cotton	Utah
14-15	Jarell Eddie	Atlanta
15-16	Jonathon Simmons*	San Antonio
15-16	Bryce Cotton	Phoenix
15-16	Jarell Eddie	Washington
15-16	Orlando Johnson	Phoenix/New Orleans
16-17	Hollis Thompson	New Orleans
16-17	Patricio Garino	Orlando
18-19	Julian Washburn	Memphis



The San Antonio Rampage hit the ice for their 18th season in the American Hockey League in 2019-20, the 25th season of professional hockey in San Antonio. The Rampage will again serve as the top minor league affiliate of the National Hockey League's St. Louis Blues, the defending Stanley Cup Champions. Three players who played in San Antonio last season have their names engraved on the Cup with the Blues... The Blues are the fifth team the Rampage have partnered with since joining the AHL in 2002, and their affiliation agreement the runs through the 2022-23 season. San Antonio has also enjoyed two stints as the affiliates of the Florida Panthers (2002-05, 2011-15), as well as affiliations with the Phoenix Coyotes (2005-11) and the Colorado Avalanche (2015-18)... The Rampage have played over 1,300 games since joining the AHL



and have 573 wins at the start of this season, along with a division title in 2014-15. Head Coach Drew Bannister returns for his second season behind the bench in San Antonio. The 13th coach in franchise history looks to lead the team to its first Calder Cup Championship. Under Bannister last season, the Rampage set new franchise records for the longest home winning streak (12 games) and home unbeaten streak (17 games) in team history... The Rampage compete in the eight-team Central Division that includes the Lone Star rival Texas Stars... The Rampage and Texas Stars face off 12 times this season, with the Rampage holding a 54-58-10-2 record all-time against the Stars heading into the season... Eleven players from the 2018-19 squad start the season with the Rampage. That includes 2018 AHL All-Rookie goaltender Ville Husso, 2019 All-Rookie defenseman Mitch Reinke, and 2017 Blues first-round draft pick Klim Kostin. Jordan Nolan returns as the 16th captain in Rampage history, his first year wearing the 'C'... The Rampage are proud to begin the 11th season of the Face Off Against Kids Cancer program, which offers support and companionship to young hockey fans battling cancer... Since the beginning of the program, the Rampage players and staff have befriended over 135 buddies and their families, raising more than \$100,000 for organizations that bring awareness and funding to the fight against pediatric cancer.

DREW BANNISTER

HEAD COACH



Drew Bannister was named the 12th head coach of the San Antonio Rampage on June 5, 2018... Bannister, 45, will begin his second season as coach of the Rampage in 2019-20... The Rampage finished 31-38-6-1 in Bannister's rookie coaching season in the American Hockey League. Though the team did not reach the post-season, Bannister's team met or exceeded several franchise records. The Rampage won 23 games at the AT&T Center in 2018-19, matching the franchise marks for home victories in a season. The Rampage also set new franchise records for home winning and unbeaten streaks under Bannister, winning 12 straight home games from Dec. 8 to Jan. 5 and earning at least a point in 17 straight (15-0-2) at the AT&T Center from Dec. 8 to Mar. 5... A Belleville, Ontario native, Bannister served three seasons (2015-2018) as the head coach of the Sault Ste. Marie Greyhounds of the Ontario Hockey League before joining San Antonio. He led the Greyhounds to their best record in franchise history in 2017-18, finishing the year 55-7-6 en route to an OHL Finals appearance. Bannister was awarded the Matt Leyden Trophy as the OHL's Coach of the Year, as well as the Brian Kilrea Award as the Canadian Hockey League's Coach of the Year. He was also recognized as Sault Ste. Marie's Sportsman of the Year with the HP Broughton Award in 2019. Bannister finished his tenure in Sault Ste. Marie with a 136-50-18 record, with three playoff appearances... Prior to leading

the Greyhounds, Bannister served as an assistant coach with the Owen Sound Attack of the OHL. He also served as a player-coach from 2010 to 2012 while playing in the Elite Ice Hockey League in the United Kingdom... Bannister was a second-round draft pick of the Tampa Bay Lightning in 1992. His professional playing career spanned 18 seasons, including 164 NHL games played with Tampa Bay, Edmonton, Anaheim, and the New York Rangers. He also played in 204 AHL games with Hartford, Cincinnati, and Binghamton, notching 20 goals, 84 points, and winning a Calder Cup with the Wolf Pack in 2000. Bannister's career also included stops in the International Hockey League, Finland, Russia, Germany, and the UK.



San Antonio FC is in its fourth season in the USL Championship since the club's inception in 2016 ... in 2019, SAFC recorded its 50th win in club history while head coach Darren Powell became the longest tenured coach in the USL Championship Western Conference...the 2018 season saw the club go 14-12-8 while forward Ever Guzman set the single-season scoring record for SAFC (11 goals)... in 2018 defender Darnell King was named to the All-League Second Team while Greg Cochrane became the first player to reach 100 appearances with the team...the club clinched its lone playoff berth in the 2017 season posting a 17-4-11 record, while also recording the league's best road record (9-3-4) ... SAFC recorded a season-high 14-game unbeaten streak to start the season and also tied the league record of five straight road wins ... SAFC v the last professional team in North America to lose a match in 2017 ... goalkeeper Diego Restrepo earned Goalkeeper of the Year honors while Sebastien Ibeagwa was Defender of the Year...in 2016, SAFC tallied a 10-12-8 record with Frank Tayou and Rafa Castillo leading the way with five goals apiece.



In December of 2015 the City of San Antonio and Bexar County, in partnership with Spurs Sports & Entertainment, announced their purchase of Toyota Field from local businessman Gordon Hartman ... in January of 2016, SS&E announced their plans to field a USL Championship franchise in the 2016 season, and were awarded the 31st franchise in the United Soccer League ... that same day, "USL San Antonio" named Darren Powell as the club's very first head coach ... later that month, former USL President Tim Holt was named as a SS&E Vice President and Managing Director of the SS&E owned soccer team ... on February 4, SS&E announced the club name would be San Antonio FC, and also revealed the logo and meaning behind it ... the club won its inaugural match 3-0 over Seattle Sounders FC 2 on April 3 and set a new Toyota Field attendance record on April 9 during San Antonio's home opener, drawing 8,466 fans ... the USL Championship schedule typically runs from March to November ... for more information on San Antonio FC, contact the communications department at 210-444-5189.

DARREN POWELL HEAD COACH

Is in his fourth season as head coach of San Antonio FC ... was named the first head coach of the franchise in Jan. 2016 ... as the head of the technical staff, oversees all on-field aspects of the SAFC first team and academy ... has an overall record of 27-16-19 ... in his second season at the helm SAFC concluded with a second-place finish in the Western Conference posting a 17-4-11 record ... started the season on a 14-game unbeaten streak ... the club recorded the league's best defense, leading the USL in both goals conceded (24) and shutouts (15) ... SAFC advanced to the USL Western Conference Semifinals ... the club went an entire calendar year (Sept. 2016 - Sept. 2017) without recording a loss at home ... joined SAFC from MLS side Orlando City SC where he was the club's academy director ... led all aspects of the Orlando City Academy from its inception after OCSC was awarded an MLS expansion spot ... prior to his time with Orlando City, was the head coach of Elon University since December 2004 ... during his tenure, the program produced 45 All-Southern Conference performers, four conference players of the year and two league freshmen of the year ... was named the SoCon's Coach of the Year four times ... joined Elon after serving four seasons as an assistant coach at Southern Conference rival UNC Greensboro ... during his four seasons at UNCG, the Spartan program posted a 55-26-3 mark and became the nation's top-ranked program during the regular season in 2004 ... assisted in all aspects of the program, including recruiting, scheduling and academic development ... was honored as one of the top NCAA Division I assistant coaches by College Soccer News and coached three MLS players ... prior to joining the Spartan staff, headed the Greensboro College men's soccer program for three seasons, posting a 50-12-3 ledger ... led the Pride to the NCAA Division III finals in 1998 and Dixie Conference titles in 1998, 1999 and 2000 ... following a four-year collegiate career at UNC Greensboro, he played professionally for the Carolina Dynamo



USISL team, the Raleigh Flyers A-League team and the Wilmington Hammerheads USISL team from 1995-1999 ... at UNCG, he helped the Spartans to two NCAA Tournament appearances in 1993 and 1994 ... was a two-time captain, team MVP and All-South Region selection as well as a three-time All-Big South Conference honoree ... became the first Spartan player to score over 100 career points at the Division I level ... graduated from UNC Greensboro in 1995 with a bachelor's degree in leisure studies ... he and his wife, Elise, have two children - Naomi and Caleb.

As the premier entertainment venue in South Texas, the AT&T Center opened in November of 2002. The AT&T Center was built by the initiatives of a public-private venture amongst Bexar County, the Coliseum Advisory Board, the San Antonio Livestock Show & Rodeo and Spurs Sports & Entertainment. The facility hosts anchor tenants: the NBA Spurs, the AHL Rampage and the San Antonio Stock Show & Rodeo. Additionally, the venue attracts a multitude of concerts, family shows and special events. In 16 years of operation, the AT&T Center has hosted over 2,000 events while entertaining in excess of 20 million guests. George Strait, the Rolling Stones, Bono, Mars, Justin Timberlake, Billy Joel & Elton John, Luciano Pavarotti, P!nk, Katy Perry, Bon Jovi and Garth Brooks are just a few of the musical acts that have visited the AT&T Center. Other events include NCAA Basketball, Cirque de Soleil, WWE Hell in a Cell, Harlem Globetrotters and River City Rockfest.



In 2015 the AT&T Center underwent a \$100+ million renovation to enhance the fan experiences at all levels of the Bexar County-owned arena. Renovations to the AT&T Center included all new seating arena-wide, along with infrastructure and technology improvements. Technology enhancements to the AT&T Center were prevalent arena-wide with the installation of high definition televisions and LED signage throughout the arena. The addition of LED displays to the NE, SE and SW ticket towers give the exterior a striking new look and provide the ability to showcase game action, event highlights and promotional messaging. The centerpiece of the technology updates is the installation of a brand new center-hung video board that provides a state-of-the-art, high-definition display and has more than four times the viewable area of the previous board. A new audio system and improved Wi-Fi capabilities round out the technology enhancements that help elevate and create a more immersive fan experience. Infrastructure improvements included expanded and updated concourses, enhancements to the arena entrances and updates to all the suites. In addition to the 2015 renovations, the AT&T Center is currently enhancing various parts of the arena, including an all-new season ticket headquarters, a wellness and sensory room and new dining options in the East Concourse on the Balcony level. Beginning in November 2018, guests at Spurs games, concerts, and special events will be treated to a unique experience that includes cuisine options from La Gloria and Burgerteca, a specialty bar, and seating options for patrons. A new wall-to-wall viewpoint overlooking the arena bowl and TVs throughout the space will ensure that fans won't miss a moment of the action.

The AT&T Center offers diverse events to the San Antonio community and all of South Texas thanks in part to its various seating capabilities, building configurations, curtaining system and technology upgrades. Configurations from an ice show, to basketball, to rodeo, to boxing, to theater can all be accomplished at the AT&T Center. The arena is proud to host community events throughout the year working with special partners such as SAISD, LSA, SBGB, North Chamber of Commerce, Bexar County local town halls and various military events.

"We are enormously proud of the AT&T Center and what it brings to the community," said Holt, chairman of Spurs Sports & Entertainment. "We're proud to provide South Texas with some of the best sports and entertainment available anywhere in the US."



2018-19
SEASON IN REVIEW



SPURS 2018-19 REGULAR SEASON STATS

SAN ANTONIO SPURS OVERALL STATS

Through April 10 (48-34) SAN ANTONIO SPURS 2018-2019 REGULAR SEASON STATISTICS

PLAYER	--FIELD GOALS--					--3-POINT PCT--					--FREE THROWS--					--REBOUNDS--					PTS	AVG	
	G	GS	MIN	FG	FGA	PCT	FG	FGA	PCT	FT	FTA	PCT	OFF	DEF	TOT	AST	PF	DQ	STL	TO			BLK
Aldridge	81	81	2687	684	1319	.519	10	42	.238	349	412	.847	251	493	744	194	179	0	43	144	107	1727	21.3
DeRozan	77	77	2688	631	1313	.481	7	45	.156	366	441	.830	54	408	462	475	177	1	86	199	36	1635	21.2
Gay	69	51	1842	376	746	.504	74	184	.402	120	147	.816	63	407	470	182	159	2	54	114	34	946	13.7
Forbes	82	81	2293	361	791	.456	176	413	.426	69	78	.885	18	221	239	175	159	0	45	80	4	967	11.8
Belinelli	79	1	1815	285	690	.413	147	395	.372	112	124	.903	16	182	198	132	121	0	35	72	8	829	10.5
D. White	67	55	1728	260	543	.479	48	142	.338	95	123	.772	35	212	247	263	145	0	67	97	47	663	9.9
Mills	82	1	1908	282	663	.425	159	404	.394	88	103	.854	24	158	182	245	129	0	49	93	10	811	9.9
Bertans	76	12	1632	204	453	.450	145	338	.429	53	60	.883	23	241	264	100	133	0	35	43	33	606	8.0
Poeltl	77	24	1273	187	290	.645	0	0	---	49	92	.533	178	232	410	93	124	0	29	48	68	423	5.5
Gasol	27	6	330	41	88	.466	5	10	.500	27	38	.711	22	105	127	50	28	0	5	14	14	114	4.2
Cunningham	64	21	928	75	158	.475	30	65	.462	14	18	.778	48	140	188	50	71	1	27	22	13	194	3.0
Walker	17	0	118	16	46	.348	5	13	.385	8	10	.800	0	17	17	9	7	0	7	4	3	45	2.6
Motiejunas	3	0	13	3	6	.500	0	0	---	0	2	.000	2	1	3	1	6	0	0	3	1	6	2.0
Pondexter	53	0	292	29	58	.500	6	18	.333	34	42	.810	8	38	46	24	24	0	11	13	1	98	1.8
Eubanks	23	0	113	15	26	.577	0	0	---	11	13	.846	6	28	34	7	11	0	2	8	5	41	1.8
Metu	29	0	145	19	58	.328	0	2	.000	13	17	.765	9	27	36	13	14	0	6	15	2	51	1.8
SPURS	82	-	19805	3468	7248	.478	812	2071	.392	1408	1720	.819	757	2910	3667	2013	1487	4	501	992	386	9156	111.7
OPPONENTS	82	-	19805	3404	7354	.463	961	2678	.359	1249	1654	.755	756	2844	3600	2025	1611	11	589	999	332	9018	110.0

PLAYER	-- SINGLE-GAME HIGHS --										AVERAGE PER GAME					AVERAGE PER 48 MINUTES					-----				
	MIN	REB	AST	ST	TO	BLK	PTS	FG	FPA	PCT	FT	FTA	PCT	OFF	DEF	TOT	AST	PF	DQ	STL	TO	BLK	PTS		
Aldridge	49	19	7	3	5	5	56	33.2	9.2	2.4	0.53	1.8	1.32	21.3	20C	33C	16T	19	25	8	56C				
DeRozan	49	15	14	4	6	4	36	34.9	6.0	6.2	1.12	2.6	0.47	21.2	17	38	24	25	15C	14C	52				
Gay	40	15	8	6	7	3	31	26.7	6.8	2.6	0.78	1.7	0.49	13.7	16	37	16	19	15T	10	41				
Forbes	42	11	7	4	4	1	24	28.0	2.9	2.1	0.55	1.0	0.05	11.8	10	19	6	7	11C	7C	27				
Belinelli	35	10	5	2	3	1	24	23.0	2.5	1.7	0.44	0.9	0.10	10.5	12	22	11	12	11	8	32				
D. White	48	8	9	6	5	6	26	25.8	3.7	3.9	1.00	1.4	0.70	9.9	10C	17C	9C	9C	8C	9C	26C				
Mills	34	8	8	3	4	1	22	23.3	2.2	3.0	0.60	1.1	0.12	9.9	14	26	8	9	10	12	34				
Bertans	36	8	5	4	2	2	21	21.5	3.5	1.3	0.46	0.6	0.43	8.0	11	15	7	8	8C	5C	28				
Poeltl	34	14	6	3	3	5	20	16.5	5.3	1.2	0.38	0.6	0.88	5.5	9C	13	4T	6T	14T	6C	20C				
Gasol	23	12	6	1	2	3	13	12.2	4.7	1.9	0.19	0.5	0.52	4.2	17	30	15	20	22	14	46				
Cunningham	38	12	4	2	2	2	19	14.5	2.9	0.8	0.42	0.3	0.20	3.0	11	20	6	10	14	6	23				
Walker	26	5	2	2	3	1	16	6.9	1.0	0.5	0.41	0.2	0.18	2.6	6C	11C	4C	4C	5C	2C	16C				
Motiejunas	6	1	1	0	2	1	2	4.3	1.0	0.3	0.00	1.0	0.33	2.0	11	19	5	8	15	7	26				
Pondexter	20	4	3	2	2	1	13	5.5	0.9	0.5	0.21	0.2	0.62	1.8	9	14	7	9	8	7	25				
Eubanks	21	6	2	1	2	2	9	4.9	1.5	0.3	0.09	0.3	0.22	1.8	3C	3C	3C	3C	6C	2C	9C				
Metu	13	5	3	2	4	1	10	5.0	1.2	0.4	0.21	0.5	0.07	1.8	4C	8C	3C	4C	5C	3C	10C				
SPURS	290	60	38	17	19	10	154	241.5	44.7	24.5	6.11	12.1	4.71	111.7	68	127	45	57	75	50	171				
OPPONENTS	290	60	42	14	23	11	147	241.5	43.9	24.7	7.18	12.2	4.05	110.0	68	130	46	58	77	51	166				

SPURS 2018-19 TRANSACTIONS

June 21	Drafted Lonnie Walker IV and Chimezie Metu	Jan. 3	Recalled Chimezie Metu from Austin Spurs
July 11	Signed Rudy Gay	Jan. 5	Assigned Chimezie Metu and Lonnie Walker IV to Austin Spurs
July 11	Signed Davis Bertans	Jan. 17	Recalled Chimezie Metu from Austin Spurs
July 18	Acquired DeMar DeRozan and Jakob Poeltl	Jan. 19	Assigned Chimezie Metu to Austin Spurs
July 18	Traded Danny Green and Kawhi Leonard	Jan. 20	Recalled Chimezie Metu and Lonnie Walker IV from Austin Spurs
July 19	Signed Dante Cunningham	Jan. 25	Assigned Chimezie Metu and Lonnie Walker IV to Austin Spurs
July 20	Signed Marco Belinelli	Jan. 26	Recalled Chimezie Metu and Lonnie Walker IV from Austin Spurs
July 20	Signed Bryn Forbes	Feb. 1	Assigned Chimezie Metu and Lonnie Walker IV to Austin Spurs
Aug. 29	Signed Quincy Pondexter	Feb. 2	Recalled Chimezie Metu from Austin Spurs
Sept. 20	Signed Drew Eubanks to a two-way contract	Feb. 3	Recalled Lonnie Walker IV from Austin Spurs
Sept. 27	Exercised team option on Dejounte Murray	Feb. 10	Assigned Chimezie Metu to Austin Spurs
Sept. 27	Exercised team option on Jakob Poeltl	Feb. 11	Recalled Chimezie Metu from Austin Spurs
Sept. 27	Exercised team option on Derrick White	Feb. 22	Assigned Lonnie Walker IV to Austin Spurs
Oct. 9	Signed Josh Huestis	Feb. 28	Assigned Chimezie Metu to Austin Spurs
Oct. 11	Waived Josh Huestis	March 1	Recalled Chimezie Metu from Austin Spurs
Nov. 5	Assigned Derrick White to Austin Spurs	March 1	Placed the contract of Pau Gasol on waivers
Nov. 7	Recalled Derrick White from Austin Spurs	March 2	Recalled Lonnie Walker IV from Austin Spurs
Nov. 8	Assigned Chimezie Metu to Austin Spurs	March 4	Assigned Lonnie Walker IV to Austin Spurs
Nov. 9	Recalled Chimezie Metu from Austin Spurs	March 5	Recalled Lonnie Walker IV from Austin Spurs
Nov. 20	Signed Ben Moore to a two-way contract	March 7	Assigned Chimezie Metu and Lonnie Walker IV to Austin Spurs
Nov. 20	Assigned Chimezie Metu to Austin Spurs	March 10	Recalled Chimezie Metu and Lonnie Walker IV from Austin Spurs
Nov. 21	Recalled Chimezie Metu from Austin Spurs	March 13	Assigned Chimezie Metu to Austin Spurs
Nov. 25	Assigned Lonnie Walker IV to Austin Spurs	March 15	Recalled Chimezie Metu from Austin Spurs
Dec. 1	Assigned Chimezie Metu to Austin Spurs	March 19	Assigned Chimezie Metu and Lonnie Walker IV to Austin Spurs
Dec. 2	Recalled Chimezie Metu from Austin Spurs	March 20	Recalled Chimezie Metu and Lonnie Walker IV from Austin Spurs
Dec. 8	Assigned Chimezie Metu to Austin Spurs	March 21	Assigned Chimezie Metu and Lonnie Walker IV to Austin Spurs
Dec. 9	Recalled Chimezie Metu from Austin Spurs	March 22	Recalled Lonnie Walker IV from Austin Spurs
Dec. 14	Assigned Chimezie Metu to Austin Spurs	March 23	Assigned Lonnie Walker IV to Austin Spurs
Dec. 23	Recalled Chimezie Metu and Lonnie Walker IV from Austin Spurs	March 24	Recalled Chimezie Metu and Lonnie Walker IV from Austin Spurs
Dec. 27	Assigned Chimezie Metu and Lonnie Walker IV to Austin Spurs	April 4	Signed Donatas Motiejunas
Jan. 2	Recalled Lonnie Walker IV from Austin Spurs		

SAN ANTONIO SPURS SEASON HIGHS

Through games of April 10
2018-2019 REGULAR SEASON

SAN ANTONIO SPURS

PLAYER	MINUTES	FIELD GOALS	FREE THROWS	----- OFFENSIVE REBOUNDS -----	DEFENSIVE REBOUNDS	TOTAL REBOUNDS	ASSISTS	STEALS	TURNOVERS	BLOCKED SHOTS	POINTS
LAMARCUS ALDRIDGE	49 JAN. 10 vs OKC.	20C(2) MAR. 24 at Bos.	16T JAN. 10 vs OKC.	10T MAR. 31 vs Sac.	15 NOV. 12 at Sac.	19 OCT. 17 vs Minn.	7 JAN. 5 vs Mem.	3 DEC. 28 at Den.	5 (2) JAN. 10 vs OKC.	5 MAR. 22 at Hou.	56C JAN. 10 vs OKC.
MARCO BELINELLI	35 FEB. 27 vs Det.	8 JAN. 12 at OKC.	6 JAN. 18 at Minn.	2 DEC. 21 vs Minn.	9 MAR. 26 at Cha.	10 MAR. 26 at Cha.	5 (4) JAN. 29 vs Phoe.	2 (6) FEB. 2 vs N.O.	3 (6) MAR. 26 at Cha.	1 (8) JAN. 29 vs Phoe.	24 JAN. 12 at OKC.
DAVIS BERTANS	36 JAN. 29 vs Phoe.	8 JAN. 27 vs Wash.	5 DEC. 17 vs Phil.	3T(2) NOV. 28 at Minn.	7C(2) FEB. 4 at Sac.	8C FEB. 4 at Sac.	5C(2) JAN. 29 vs Phoe.	4C JAN. 29 vs Phoe.	2 (9) APR. 7 at Clev.	2 (5) FEB. 6 at G.S.	21 JAN. 27 vs Wash.
DANTE CUNNINGHAM	38 NOV. 3 vs N.O.	7 NOV. 19 at N.O.	2 (5) FEB. 6 at G.S.	4 NOV. 12 at Sac.	10T OCT. 22 at LA-L	12 OCT. 22 at LA-L	4 (2) DEC. 7 vs LA-L	2 (5) FEB. 9 at Utah	2 (2) NOV. 28 at Minn.	2 (2) NOV. 4 vs Ori.	19 NOV. 19 at N.O.
DEMAR DEROZAN	49 JAN. 10 vs OKC.	14 (3) FEB. 7 at Port.	15 APR. 2 vs Atl.	3 (2) NOV. 19 at N.O.	15C MAR. 20 vs Miami	15C MAR. 20 vs Miami	14C OCT. 22 at LA-L	4 (2) MAR. 12 at Den.	6 (2) JAN. 23 at Phil.	4T NOV. 28 at Minn.	36 (2) DEC. 7 vs LA-L
DREW EUBANKS	21C FEB. 6 at G.S.	3C(3) FEB. 6 at G.S.	3C FEB. 6 at G.S.	2C(2) MAR. 24 at Bos.	6C APR. 3 at Den.	6C APR. 3 at Den.	2C MAR. 4 vs Den.	1C(2) APR. 3 at Den.	2C(2) FEB. 6 at G.S.	2C FEB. 6 at G.S.	9C FEB. 6 at G.S.
BRYN FORBES	42C JAN. 10 vs OKC.	8 (4) MAR. 28 vs Clev.	5 (3) FEB. 24 at N.Y.	2C(2) FEB. 24 at N.Y.	11C DEC. 11 vs Phoe.	11C DEC. 11 vs Phoe.	7C(3) DEC. 29 at LA-C	4C NOV. 3 vs N.O.	4C NOV. 23 at Ind.	17(4) MAR. 18 vs G.S.	24 DEC. 11 vs Phoe.
FAU GASOL	23 (2) NOV. 4 vs Ori.	6 JAN. 26 at N.O.	4 OCT. 22 at LA-L	5 OCT. 27 vs LA-L	11 JAN. 9 at Mem.	12 (2) JAN. 9 at Mem.	6 OCT. 17 vs Minn.	1 (5) FEB. 9 at Utah	2 OCT. 29 vs Dall.	3 OCT. 31 at Phoe.	13 JAN. 26 at N.O.
RUDY GAY	40 OCT. 29 vs Dall.	12 DEC. 5 at LA-L	8 JAN. 26 at N.O.	5 NOV. 19 at N.O.	12 (2) DEC. 9 vs Utah	15T DEC. 9 vs Utah	8 FEB. 12 vs Dall.	6T OCT. 29 vs Dall.	7 OCT. 29 vs Dall.	3 NOV. 18 vs G.S.	31 DEC. 5 at LA-L
CHIMEZIE METU	13C(3) FEB. 6 at G.S.	4C(2) DEC. 4 at Utah	3C DEC. 13 vs LA-C	2C(2) NOV. 30 vs Hou.	4C FEB. 6 at G.S.	5C FEB. 6 at G.S.	3C NOV. 19 at N.O.	2C DEC. 4 at Utah	4C NOV. 10 vs Hou.	1C(2) NOV. 10 vs Hou.	10C DEC. 4 at Utah
PATTY MILLS	34 OCT. 29 vs Dall.	8 NOV. 7 at Miami	5 (2) JAN. 3 vs Tor.	2 (2) FEB. 4 at Sac.	8T NOV. 3 vs N.O.	8 NOV. 3 vs N.O.	8 (2) FEB. 7 at Port.	3 (2) DEC. 21 vs Minn.	4 (2) FEB. 27 vs Det.	1 (10) APR. 2 vs Atl.	22 FEB. 12 at Mem.
DONATAS MOTIEJUNAS	6 APR. 7 at Clev.	1 (3) APR. 10 vs Dall.	0	1 (2) APR. 10 vs Dall.	1 APR. 7 at Clev.	1 (3) APR. 10 vs Dall.	1 APR. 7 at Clev.	0	2 APR. 10 vs Dall.	1 APR. 5 at Wash.	2 (3) APR. 10 vs Dall.
JAKOB POELTL	34C FEB. 27 vs Det.	9C DEC. 4 at Utah	4T DEC. 7 vs LA-L	6 (4) APR. 3 at Den.	12C FEB. 27 vs Det.	14T FEB. 27 vs Det.	6C FEB. 6 at G.S.	3T MAR. 15 vs N.Y.	3 (2) DEC. 7 vs LA-L	5T(2) MAR. 16 vs Port.	20C DEC. 4 at Utah
QUINCY PONDEXTER	20 FEB. 6 at G.S.	4 JAN. 26 at N.O.	6 NOV. 28 at Minn.	2 OCT. 20 at Port.	4 NOV. 28 at Minn.	4 (2) NOV. 28 at Minn.	3 FEB. 6 at G.S.	2 (2) APR. 7 at Clev.	2 APR. 3 at Den.	1 DEC. 19 at Ori.	13 NOV. 28 at Minn.
LONNIE IV WALKER	26C FEB. 6 at G.S.	6C APR. 3 at Den.	4C FEB. 6 at G.S.	0C	5C JAN. 26 at N.O.	5C JAN. 26 at N.O.	2C(2) APR. 7 at Clev.	2C FEB. 6 at G.S.	3C FEB. 6 at G.S.	1C(3) APR. 7 at Clev.	16C APR. 3 at Den.
DERRICK WHITE	48C JAN. 10 vs OKC.	10C(3) APR. 2 vs Atl.	9C JAN. 7 at Det.	3C DEC. 28 at Den.	8C MAR. 2 vs OKC.	8C(2) MAR. 22 at Hou.	9C(3) DEC. 28 at Atl.	6C DEC. 28 at Den.	5C NOV. 14 at Phoe.	6C MAR. 6 at Atl.	26C JAN. 31 vs Brk.
SPURS High Games	290 JAN. 10 vs OKC.	56 JAN. 10 vs OKC.	29 JAN. 5 vs Mem.	19 OCT. 17 vs Minn.	48 FEB. 27 vs Det.	60 MAR. 26 at Cha.	38 JAN. 10 vs OKC.	17 OCT. 29 vs Dall.	19 NOV. 28 at Minn.	10 (2) MAR. 16 vs Port.	154 JAN. 10 vs OKC.
SPURS Low Games	240 (78) APR. 10 vs Dall.	30 JAN. 9 at Mem.	7 (2) MAR. 24 at Bos.	3 (2) JAN. 14 vs Cha.	22 JAN. 29 vs Phoe.	30 FEB. 6 at G.S.	14 (2) FEB. 25 at G.S.	1 (2) MAR. 24 at Bos.	5 (2) MAR. 10 vs Milw.	0 (2) JAN. 3 vs Tor.	85 (2) APR. 3 at Den.
OPPONENTS High Games	290 JAN. 10 vs OKC.	59 NOV. 19 at N.O.	32 JAN. 18 at Minn.	19 DEC. 22 at Hou.	46 NOV. 7 at Miami	60 NOV. 7 at Miami	42 FEB. 6 at G.S.	14 (2) APR. 7 at Clev.	23 OCT. 29 vs Dall.	11 NOV. 7 at Miami	147 JAN. 10 vs OKC.
OPPONENTS Low Games	240 (78) APR. 10 vs Dall.	30 (2) DEC. 13 vs LA-C	4 MAR. 4 vs Den.	3 JAN. 29 vs Phoe.	22 DEC. 19 at Orl.	32 JAN. 27 vs Wash.	11 NOV. 10 vs Hou.	1 MAR. 12 at Dall.	6 (3) MAR. 26 at Cha.	0 JAN. 27 vs Wash.	83 MAR. 15 vs N.Y.

"C" indicates a new career-high, "T" a tied career-high.

Numbers in parentheses indicate the number of games in which a player or team has reached a given total (if more than one).

SPURS 2018-19 GAME-BY-GAME

SAN ANTONIO SPURS GAME-BY-GAME

SAN ANTONIO SPURS		Team/Opp	Home	Road	Total	High Scoring	High Rebounds	High Assists	Opponent Scoring	Atten.
Date	Opponent									
Oct 17	MINNESOTA	W112-108	1-0	0-0	1-0	DeRozan-28	Gasol-5	Gasol-5	Teague-27	18,354
Oct 20	Portland	L108-121	1-0	0-1	1-1	DeRozan-28	Aldridge-8	DeRozan-9	Lillard-29	19,461
Oct 22	BLA. Lakers	W143-142 (OT)	1-0	1-1	2-1	Aldridge-37	Cunningham-12	DeRozan-14	Kuzma-37	18,997
Oct 24	INDIANA	L 96-116	1-1	1-1	2-2	Aldridge-37	Aldridge-13	Forbes-4	Oladipo-21	18,354
Oct 27	LA. LAKERS	W110-106	2-1	1-1	3-2	DeRozan-30	Gasol-12	DeRozan-8	James-35	18,589
Oct 29	DALLAS	W113-108 (OT)	3-1	1-1	4-2	DeRozan-34	Gay-11	DeRozan-9	Doncic-31	18,354
Oct 31	Phoenix	W120- 90	3-1	2-1	5-2	DeRozan-25	Forbes-7	DeRozan-5	Warren-21	12,328
Nov 3	NEW ORLEANS	W109- 95	4-1	2-1	6-2	DeRozan-26	Mills-7	DeRozan-5	Holiday-29	18,354
Nov 4	OKLAHOMA	L110-117	4-2	2-1	6-3	DeRozan-25	Gasol-5	DeRozan-5	Gordon-26	18,354
Nov 7	MIAMI	L 88- 95	4-2	2-2	6-4	Mills-20	Aldridge-16	DeRozan-8	Whiteside-29	19,600
Nov 10	HOUSTON	W 96- 89	5-2	2-2	7-4	Aldridge-27	DeRozan-11	D. White-8	Harden-25	18,354
Nov 12	Sacramento	L 99-104	5-2	2-3	7-5	DeRozan-23	Aldridge-18	DeRozan-8	Bogdanovic-22	15,500
Nov 14	Phoenix	L 96-116	5-2	2-4	7-6	DeRozan-24	Aldridge-12	DeRozan-4	Warren-27	14,532
Nov 15	BLA. Clipper	L111-116	5-2	2-5	7-7	DeRozan-34	Aldridge-16	Mills-5	Williams-23	17,463
Nov 18	GOLDEN STATE	W104- 92	6-2	2-5	8-7	Aldridge-24	Aldridge-18	DeRozan-5	Durant-26	18,354
Nov 19	NEW ORLEANS	L126-140	6-2	2-6	8-8	DeRozan-21	Aldridge-10	DeRozan-5	Davis-29	14,675
Nov 21	MEMPHIS	L103-104	6-3	2-6	8-9	DeRozan-24	Aldridge-11	DeRozan-5	Conley-30	18,354
Nov 23	Indiana	W111-100	6-3	3-6	9-9	Aldridge-33	Aldridge-14	Gay-7	Bogdanovic-21	17,262
Nov 24	MILWAUKEE	L129-135	6-3	3-7	9-10	DeRozan-34	Cunningham-10	DeRozan-7	Antetokounmpo-34	17,559
Nov 26	Chicago	W108-107	6-3	4-7	10-10	DeRozan-21	Forbes-6	DeRozan-5	LaVine-28	19,006
Nov 28	MINNESOTA	L 89-128	6-3	4-8	10-11	Poeltl-14	Aldridge-8	Gay-4	Covington-21	11,023
Nov 30	HOUSTON	L105-136	6-4	4-8	10-12	Aldridge-20	Gay-8	D. White-9	Capela-27	18,354
Dec 2	PORTLAND	W131-118	7-4	4-8	11-12	DeRozan-36	Aldridge-8	Mills-6	Lillard-37	18,354
Dec 4	Utah	L105-139	7-4	4-9	11-13	Poeltl-20	Poeltl-7	DeRozan-7	Mitchell-20	18,306
Dec 5	BLA. Lakers	W113-121	7-4	4-10	11-14	DeRozan-32	Aldridge-9	D. White-5	James-42	18,997
Dec 7	LA. LAKERS	L133-120	8-4	4-10	12-14	DeRozan-36	Aldridge-8	DeRozan-5	James-35	18,354
Dec 9	UTAH	W110- 97	9-4	4-10	13-14	DeRozan-26	Poeltl-8	DeRozan-8	Mitchell-27	17,834
Dec 11	PHOENIX	W111- 86	10-4	4-10	14-14	Forbes-24	Forbes-11	DeRozan-9	Warren-23	17,676
Dec 13	LA. CLIPPERS	W125- 87	11-4	4-10	15-14	Aldridge-27	Poeltl-11	DeRozan-7	Harris-17	18,354
Dec 15	CHICAGO	L 93- 98	11-5	4-10	15-15	Aldridge-29	Gasol-6	Mills-4	Dunn-24	18,354
Dec 17	PHILADELPHIA	W123- 96	12-5	4-10	16-15	Gay-21	Aldridge-12	Gay-4	Redick-16	17,486
Dec 19	OKLAHOMA	W129- 90	12-5	5-10	17-15	Aldridge-20	DeRozan-7	DeRozan-6	R. Simmons-16	17,138
Dec 21	MINNESOTA	W124- 98	13-5	5-10	18-13	Forbes-22	Cunningham-7	D. White-6	Wiggins-15	17,708
Dec 22	Houston	L121-138	13-5	5-11	18-16	DeRozan-28	Aldridge-9	DeRozan-8	Harden-39	18,055
Dec 26	DENVER	W111-103	14-5	5-11	19-16	DeRozan-25	Poeltl-11	DeRozan-5	Hernandez-27	18,408
Dec 28	Denver	L 99-102	14-5	5-12	19-17	Aldridge-24	Aldridge-7	Belinelli-5	Murray-31	20,076
Dec 29	BLA. Clipper	W122-111	14-5	6-12	20-17	Aldridge-38	DeRozan-13	Forbes-7	Harrell-21	19,068
Dec 31	BOSTON	W120-111	15-5	6-12	21-17	Aldridge-32	Aldridge-9	DeRozan-11	Gallinari-21	18,354
Jan 3	TORONTO	W125-107	16-5	6-12	22-17	Aldridge-23	DeRozan-14	DeRozan-11	Brown-30	18,354
Jan 5	MEMPHIS	W108- 88	17-5	6-12	23-17	D. White-19	Aldridge-7	DeRozan-7	Leonard-21	18,354
Jan 7	Detroit	W119-107	17-5	7-12	24-17	DeRozan-26	DeRozan-7	DeRozan-9	Griffin-34	13,107
Jan 9	Memphis	L 86- 96	17-5	7-13	24-18	Forbes-14	Gasol-12	DeRozan-4	Gasol-26	13,944
Jan 10	OKLAHOMA CITY	W154-147 (OT)	18-5	7-13	25-18	Aldridge-56	Aldridge-9	DeRozan-11	George-30	18,354
Jan 12	OKlahoma Cit	L112-122	18-5	7-14	25-19	Belinelli-24	Poeltl-10	Mills-4	Westbrook-24	18,203
Jan 14	CHARLOTTE	L 93-108	18-6	7-14	25-20	Aldridge-28	Aldridge-10	D. White-4	Walker-33	18,354
Jan 16	BLA. Lakers	W105-101	18-6	8-14	26-20	Belinelli-17	Poeltl-7	DeRozan-9	Doncic-25	20,214
Jan 18	Minnesota	W116-113	18-6	9-14	27-20	Aldridge-25	Aldridge-9	Mills-8	Towns-23	17,222
Jan 20	LA. CLIPPERS	L 95-103	18-7	9-14	27-21	Aldridge-30	Aldridge-14	D. White-4	Rose-23	18,354
Jan 23	Philadelphia	L120-122	18-7	9-15	27-22	DeRozan-26	DeRozan-9	Aldridge-6	Embiid-33	20,339
Jan 26	New Orleans	W126-114	18-7	10-15	28-22	Aldridge-28	Aldridge-12	Mills-5	Holiday-29	17,724
Jan 27	WASHINGTON	W132-119	19-7	10-15	29-22	Aldridge-30	Aldridge-9	Mills-7	Beal-21	18,354
Jan 29	PHOENIX	W126-124	20-7	10-15	30-22	Aldridge-29	Aldridge-14	Tied with-5	Satoransky-21	18,121
Jan 31	BROOKLYN	W117-114	21-7	10-15	31-22	D. White-26	Aldridge-13	D. White-6	Booker-38	18,057
Feb 2	NEW ORLEANS	W135-108	22-7	10-15	32-22	Aldridge-25	Aldridge-14	DeRozan-5	Russell-25	18,057
Feb 4	Sacramento	L112-127	22-7	10-16	32-23	DeRozan-24	Aldridge-9	DeRozan-4	Bagley-24	16,245
Feb 6	Golden State	L102-141	22-7	10-17	32-24	Mills-16	Metu-5	Belinelli-4	Thompson-26	19,596
Feb 7	Portland	L118-127	22-7	10-18	32-25	DeRozan-35	Aldridge-10	Mills-8	McCollum-30	19,393
Feb 9	Utah	L105-125	22-7	10-19	32-26	DeRozan-25	Aldridge-10	Mills-5	Mitchell-23	18,306
Feb 12	Memphis	W108-107	22-7	11-19	33-26	Mills-22	Gay-12	DeRozan-5	Bradley-33	13,788
Feb 22	Toronto	L117-120	22-7	11-20	33-27	DeRozan-32	Gay-10	DeRozan-8	Leonard-25	20,058
Feb 24	New York	L118-130	22-7	11-21	33-28	DeRozan-32	DeRozan-9	Mills-4	Dotson-27	18,019
Feb 25	Brooklyn	L 85-101	22-7	11-22	33-29	Aldridge-26	Poeltl-9	DeRozan-4	Russell-23	13,479
Feb 27	DETROIT	W116- 93	23-7	11-22	34-25	DeRozan-24	D. White-4	DeRozan-8	Sexton-22	18,754
Mar 2	OKLAHOMA CITY	W116-102	24-7	11-22	35-29	Aldridge-27	Aldridge-10	DeRozan-7	Westbrook-19	18,439
Mar 4	DENVER	W104-103	25-7	11-22	36-29	DeRozan-24	Aldridge-9	D. White-9	Murray-25	18,354
Mar 6	Atlanta	W111-104	25-7	12-22	37-29	Aldridge-32	Gay-9	D. White-9	Young-22	15,208
Mar 10	MILWAUKEE	W121-114	26-7	12-22	38-29	Aldridge-29	Aldridge-15	DeRozan-6	Antetokounmpo-27	18,594
Mar 12	Dallas	W112-105	26-7	13-22	39-29	DeRozan-33	Aldridge-13	D. White-7	Brunson-34	20,366
Mar 15	NEW YORK	W109- 83	27-7	13-22	40-29	Aldridge-18	Aldridge-11	D. White-7	Dotson-21	18,354
Mar 16	PORTLAND	W108-103	28-7	13-22	41-29	DeRozan-21	DeRozan-8	Mills-4	Lillard-34	18,354
Mar 18	GOLDEN STATE	W111-105	29-7	13-22	42-29	DeRozan-26	Aldridge-13	DeRozan-8	Curry-25	18,354
Mar 20	MIAMI	L105-110	29-8	13-22	42-30	Belinelli-17	DeRozan-15	gay-7	Dragic-22	18,354
Mar 22	Houston	L105-111	29-8	13-23	42-31	Forbes-20	Gay-9	DeRozan-8	Harden-61	18,055
Mar 24	Boston	W115- 96	29-8	14-23	43-31	Aldridge-48	Aldridge-13	DeRozan-11	Smart-14	18,624
Mar 26	Charlotte	L116-125 (OT)	29-8	14-24	43-32	DeRozan-30	Aldridge-15	D. White-7	Walker-38	14,227
Mar 28	CLEVELAND	W116-110	30-8	14-24	44-32	DeRozan-25	Gay-8	DeRozan-8	Sexton-24	18,756
Mar 31	SACRAMENTO	L106-113	30-9	14-24	44-33	Aldridge-27	Aldridge-18	DeRozan-7	Hield-26	18,407
Apr 2	ATLANTA	W117-111	31-9	14-24	45-33	DeRozan-29	Gay-11	DeRozan-7	Bazemore-26	18,354
Apr 3	Denver	L 85-113	31-9	14-25	45-34	Aldridge-16	Gay-8	Forbes-3	Jokic-20	17,643
Apr 5	Washington	W129-112	31-9	15-25	46-34	Aldridge-24	Aldridge-7	DeRozan-3	Beal-25	20,409
Apr 7	Cleveland	W112- 90	31-9	16-25	47-34	Aldridge-18	Aldridge-13	DeRozan-9	Sexton-16	19,432
Apr 10	DALLAS	W105- 94	32-9	16-25	48-34	Aldridge-34	Aldridge-16	Mills-5	Novitski-20	18,629

SPURS 2018-19 MISCELLANEOUS STATS

NBA MISCELLANEOUS STATISTICS

TEAM	POINTS PER GAME		FIELD GOAL PERCENTAGE		TURNOVERS PER GAME		REBOUND PERCENTAGES			BELOW 100 PTS.		OVERTIME GAMES		DECIDED 3 PTS. OR LESS		DECIDED 10 PTS. OR MORE	
	OWN	OPP.	OWN	OPP.	OWN	OPP.	OFF.	DEF.	TOT.	OWN	OPP.	W	L	W	L	W	L
Atlanta	113.3	119.4	.451	.473	17.0	15.0	.247	.764	.506	11	5	3	1	9	6	7	31
Boston	112.4	108.0	.465	.448	12.8	15.1	.216	.770	.493	9	20	4	0	5	6	24	12
Brooklyn	112.2	112.3	.449	.456	15.1	13.5	.238	.764	.501	13	14	5	2	12	8	16	22
Charlotte	110.7	111.8	.448	.470	12.2	13.5	.217	.771	.494	14	16	1	4	6	10	21	20
Chicago	104.9	113.4	.453	.473	14.1	13.3	.194	.773	.483	27	14	3	2	8	8	9	31
Cleveland	104.5	114.1	.444	.495	13.5	12.5	.237	.770	.503	31	9	0	1	5	4	6	43
Dallas	108.9	110.1	.447	.459	14.2	13.0	.227	.775	.501	13	15	1	3	7	7	12	22
Denver	110.7	106.7	.466	.458	13.4	13.5	.266	.780	.523*	12	27	2	0	13	3	23	11
Detroit	107.0	107.3	.440	.469	13.8	14.1	.248	.787	.517	20	19	5	2	6	9	16	21
Golden State	117.7	111.2	.491*	.444	14.3	13.5	.225	.771	.498	8	10	0	5	7	7	34	10
Houston	113.9	109.1	.449	.466	13.3	15.0	.228	.744	.486	12	17	2	4	5	7	29	12
Indiana	108.0	104.7*	.475	.450	13.7	15.7	.219	.762	.491	22	28	1	0	6	6	23	16
L.A. Clippers	115.1	114.3	.471	.457	14.5	13.2	.220	.760	.490	9	8	5	1	6	2	23	18
L.A. Lakers	111.8	113.5	.470	.452	15.7	14.2	.222	.764	.493	11	7	2	2	5	4	16	25
Memphis	103.5	106.1	.450	.451	14.0	15.2	.200	.776	.488	37	22	3	4	6	9	14	19
Miami	105.7	105.9	.450	.441	14.7	14.1	.248	.776	.512	24	25	1	1	6	9	16	20
Milwaukee	118.1*	109.3	.476	.433*	13.9	13.4	.208	.803*	.506	5	21	1	3	5	6	45	5
Minnesota	112.5	114.0	.456	.467	13.1	14.7	.246	.749	.498	8	13	3	3	8	5	19	22
New Orleans	115.4	116.8	.473	.466	14.8	13.6	.241	.768	.505	8	7	1	2	4	6	15	20
New York	104.6	113.8	.433	.467	14.0	13.2	.221	.761	.491	29	5	2	1	4	7	6	41
Oklahoma City	114.5	111.1	.454	.460	14.0	16.7*	.260	.782	.521	11	11	2	3	6	7	23	12
Orlando	107.3	106.6	.454	.456	13.2	13.0	.220	.797	.508	25	22	1	3	5	6	21	21
Philadelphia	115.2	112.5	.471	.455	14.9	12.7	.245	.786	.516	7	12	2	3	10	8	22	16
Phoenix	107.5	116.8	.459	.482	15.6	15.7	.205	.725	.465	23	6	3	3	5	5	5	40
Portland	114.7	110.5	.467	.457	13.8	12.4	.266*	.779	.522	8	16	4	2	4	6	29	8
Sacramento	114.2	115.3	.464	.466	13.4	15.9	.231	.755	.493	7	10	0	2	6	7	16	18
San Antonio	111.7	110.0	.478	.463	12.1*	12.2	.210	.794	.502	13	19	3	1	7	4	25	16
Toronto	114.4	108.4	.474	.449	14.0	14.9	.219	.771	.495	9	15	4	3	11	7	33	9
Utah	111.7	106.5	.468	.452	15.1	13.9	.229	.803	.516	14	26	0	2	0	7	34	12
Washington	114.0	116.9	.468	.480	14.1	15.8	.213	.741	.477	9	10	3	4	5	6	14	23

* - League Leader

REBOUND PERCENTAGES

OFF. - Percentage of a given team's missed shots which that team rebounds.

DEF. - Percentage of opponents' missed shots which a given team rebounds.

TOT. - Average of offensive and defensive rebound percentages.

GAMES MISSED DUE TO INJURIES:

SPURS GAMES MISSED 2018-19			
NAME	INJURY/ILLNESS/REASON	DATES OUT	GAMES MISSED/RECORD
Dejounte Murray	Right ACL Tear	10/17/18-Present	82/48-34
Lonnie Walker IV	Right Medial Meniscus (20), Right Ankle Sprain (2)	10/17/18-11/26/18, 2/7/19-2/12/19	22/10-12
Derrick White	Left Heel Pain (9), Right Heel Soreness (5)	10/17/18-11/4/18, 2/4/19-2/12/19	14/7-7
Rudy Gay	Rt. Heel (3), Rest (1), Rt. Wrist (6), Rt. Ankle(1)	11/4-11/10, 11/14, 12/31, 1/7-1/14/19, 2/9/19	11/4-7
Pau Gasol	Right Foot	11/7/18-12/26/18	26/12-14
Jakob Poeltl	Right Ankle	11/10/18, 3/6/19	2/2-0
Davis Bertans	Concussion Protocol	11/18/18-11/19/18	2/1-1
Marco Belinelli	Neck Stiffness (1), Left Knee Contusion (1), Left Hip Soreness (1)	12/2/18, 1/14/19, 4/5/19	3/2-1
Dante Cunningham	Abdominal Soreness (1), Right Ankle Soreness (1), Upper Respiratory Congestion (1)	12/9/18, 2/2/19, 4/10/19	3/3-0
Davis Bertans	Personal Business	12/9/18-12/11/18, 1/23/19-1/26-19	4/3-1
DelMar DeRozan	Left Ankle Soreness (1), Left Knee Soreness (4)	1/18/19, 1/26/19-1/29/19, 2/6/19	5/4-1
LaMarcus Aldridge	Load Management	2/6/19	1/0-1
Rudy Gay	Illness	3/10/19-3/12/19	2/2-0

2018-19 INDIVIDUAL HIGHS AND LOWS

SPURS 2018-19 INDIVIDUAL REGULAR SEASON HIGHS		OPPONENTS 2018-19 INDIVIDUAL REGULAR SEASON HIGHS	
CATEGORY	SEASON-HIGH, PLAYER, DATE	CATEGORY	SEASON-HIGH, PLAYER, DATE
Points	56, LaMarcus Aldridge vs. Oklahoma City 1/10 48, LaMarcus Aldridge at Boston 3/24 38, LaMarcus Aldridge at LA Clippers 12/29	Points	61, James Harden at Houston 3/22 42, LeBron James at LA Lakers 12/5 39, James Harden at Houston 12/22
Points in a quarter	19, (1Q), LaMarcus Aldridge at Boston 3/24 18 (3Q), DeMar DeRozan vs. Portland 12/2 18 (1Q), LaMarcus Aldridge vs. Sacramento 3/31	Points in a quarter	27, James Harden at Houston 3/22 20 (4Q), LeBron James at LA Lakers 12/5 17 (2Q), LeBron James vs. LA Lakers 12/7
Points in a half	29, (2H), LaMarcus Aldridge vs. OKC 1/10 24 (2H), DeMar DeRozan at LA Lakers 12/5 25, (1H), LaMarcus Aldridge at Boston 3/24	Points in a half	37, James Harden at Houston 3/22 29 (2H), LeBron James at LA Lakers 12/5 27 (2H), Donovan Mitchell vs. Utah 12/9
Rebounds	19, LaMarcus Aldridge vs. Minnesota 10/17 18, LaMarcus Aldridge at Sacramento 11/12 18, LaMarcus Aldridge vs. Golden State 11/18 18, LaMarcus Aldridge vs. Sacramento 3/31	Rebounds	23, Clint Capela at Houston 12/22 20, Hassan Whiteside at Miami 11/7 19, DeAndre Jordan vs. Dallas 10/29 19, Joel Embiid at Philadelphia 1/23
Offensive Rebounds	10, LaMarcus Aldridge vs. Sacramento 3/31 8, LaMarcus Aldridge vs. Minnesota 10/17 8, LaMarcus Aldridge vs. Phoenix 1/29 8, LaMarcus Aldridge at Charlotte 3/26	Offensive Rebounds	8, Clint Capela vs. Houston 11/10 8, Clint Capela vs. Houston 11/30 8, Clint Capela at Houston 12/22
Defensive Rebounds	15, LaMarcus Aldridge at Sacramento 11/12 15, DeMar DeRozan vs. Miami 3/20 13, DeMar DeRozan vs. Toronto 1/3	Defensive Rebounds	17, DeAndre Jordan vs. Dallas 10/29 16, Nikola Mirotic vs. New Orleans 11/3 16, Giannis Antetokounmpo at Milwaukee 11/24
Assists	14, DeMar DeRozan at LA Lakers 10/22 11, DeMar DeRozan vs. Toronto 1/3 11, DeMar DeRozan vs. Oklahoma City 1/10 11, DeMar DeRozan at Boston 3/24	Assists	24, Russell Westbrook vs. Oklahoma City 1/10 15, Ben Simmons at Philadelphia 1/23 14, LeBron James at LA Lakers 10/22
Blocks	6, Derrick White at Atlanta 3/6 5, Jakob Poeltl vs. New York 3/15 5, Jakob Poeltl vs. Portland 3/16 5, LaMarcus Aldridge at Houston 3/22	Blocks	9, Hassan Whiteside at Miami 11/7 5, Anthony Davis vs. New Orleans 11/3 5, Mitchell Robinson at New York 2/24
Steals	6, Rudy Gay vs. Dallas 10/29 6, Derrick White at Denver 12/28 4, Bryn Forbes, DeMar DeRozan (2) and Davis Bertans	Steals	6, Robert Covington vs. Minnesota 12/21 5, Damian Lillard at Portland 2/7 4, Many Times
FG's made	20, LaMarcus Aldridge vs. Oklahoma City 1/10 20, LaMarcus Aldridge at Boston 3/24 15, LaMarcus Aldridge vs. Dallas 4/10	FG's made	19, James Harden at Houston 3/22 15, Kyle Kuzma at LA Lakers 10/22 15, LeBron James at LA Lakers 12/5 15, Avery Bradley at Memphis 2/12
FG's attempted	33, LaMarcus Aldridge vs. Oklahoma City 1/10 31, LaMarcus Aldridge at Boston 3/24 30, DeMar DeRozan at LA Clippers 11/15	FG's attempted	34, James Harden at Houston 3/22 34, James Harden at Houston 12/22 31, Kemba Walker at Charlotte 3/26
FT's made	16, LaMarcus Aldridge vs. Oklahoma City 1/10 15, DeMar DeRozan vs. Atlanta 4/2 14, DeMar DeRozan vs. LA Lakers 12/7	FT's made	16, Giannis Antetokounmpo at Milwaukee 11/24 14, James Harden at Houston 3/22 11, Derrick Rose at Minnesota 1/18
FT's attempted	18, LaMarcus Aldridge at LA Lakers 10/22 18, DeMar DeRozan vs. LA Lakers 12/7 16, LaMarcus Aldridge vs. Oklahoma City 1/10 16, DeMar DeRozan vs. Atlanta 4/2	FT's attempted	20, Giannis Antetokounmpo at Milwaukee 11/24 17, James Harden at Houston 3/22 13, James Harden vs. Houston 11/10 13, LeBron James at LA Lakers 12/5 13, DeMarcus Cousins at Golden State 2/6
3-pt FG's made	6, Bryn Forbes vs. Toronto 1/3 6, Patty Mills at Memphis 2/12 5, Bryn Forbes (5), Marco Belinelli (5), Davis Bertans (4), Rudy Gay and Patty Mills	3-pt FG's made	9, James Harden at Houston 3/22 8, Darnell Doston at New York 2/24 7, Eric Gordon, James Harden, Terrance Ferguson, Kemba Walker and CJ McCollum
3-pt FG's attempted	12, Patty Mills at Miami 11/7 12, Davis Bertans vs. Phoenix 1/29 12, Marco Belinelli at Toronto 2/22	3-pt FG's attempted	19, James Harden at Houston 12/22 18, Steph Curry vs. Golden State 3/18 14, Eric Gordon vs. Houston 11/10
Minutes	49:22, DeMar DeRozan vs. Oklahoma City 1/10 48:34, LaMarcus Aldridge vs. OKC 1/10 48:22, Derrick White vs. Oklahoma City 1/10	Minutes	49:35, Russell Westbrook vs. Oklahoma City 1/10 46:32, Paul George vs. Oklahoma City 1/10 45:08, Kyle Kuzma at LA Lakers 10/22

SPURS REGULAR SEASON TEAM HIGHS AND LOWS 2018-19

CATEGORY	HIGH	LOW
Total Points	154 (2OT) vs. Oklahoma City 1/10	85 two times
Points in 1 st quarter	40 at LA Lakers 10/22	17 vs. Boston 12/31
Points in 2 nd quarter	40 at Washington 4/5	9 at Minnesota 11/28
Points in first half	77 at Washington 4/5	31 at Memphis 1/9
Points in 3 rd quarter	46 vs. Boston 12/31	16 vs. Chicago 12/15
Points in 4 th quarter	44 vs. LA Lakers 12/7	14 at Memphis 2/12
Points in 2 nd half	74 vs. Boston 12/31	31 vs. Chicago 12/15
Points in OT	24 (2OT) vs. Oklahoma City 1/10	10 at Charlotte 3/26
FG's made	56 vs. Oklahoma City 1/10	30 at Memphis 1/9
FG's attempted	109 at Charlotte 3/26	73 two times
FG %	.649 at Orlando 12/19	.330 at Miami 11/7
3-pt FG's made	19 vs. Minnesota 12/21	3 vs. LA Lakers 10/27
3-pt FG's attempted	39 at Charlotte 3/26	14 vs. Utah 12/9
3-pt FG %	.842 vs. Oklahoma City 1/10 *NBA RECORD*	.167 at Brooklyn 2/25
FT's made	29 vs. Memphis 1/5	7 two times
FT's attempted	38 at LA Lakers 10/22	8 at Boston 3/24
FT %	1,000 three times	.529 vs. LA Clippers 1/20
Rebounds	60 at Charlotte 3/26	30 at Golden State 2/6
Offensive rebounds	19 vs. Minnesota 10/17	3 two times
Defensive rebounds	48 vs. Detroit 2/27	22 vs. Phoenix 1/29
Assists	38 vs. Oklahoma City 1/10	14 two times
Steals	17 vs. Dallas on 10/29	1 two times
Turnovers	19 at Minnesota 11/28	5 two times
Blocked shots	10 two times	0 two times
Points in the paint	66 at Phoenix 10/31	22 vs. Orlando 11/4
2nd chance points	25 vs. Minnesota 10/17	2 two times
Fast break points	28 at Memphis 2/12	0 at New York 2/24

OPPONENT REGULAR SEASON TEAM HIGHS AND LOWS 2018-19

CATEGORY	HIGH	LOW
Total Points	147 (2OT) vs. Oklahoma City 1/10	83 vs. New York 3/15
Points in 1 st quarter	39 vs. Houston 11/30	15 at Phoenix 10/31
Points in 2 nd quarter	43 vs. Washington 1/27	13 at Houston 12/22
Points in first half	72 vs. LA Lakers 12/7	36 vs. Utah 12/9
Points in 3 rd quarter	49 at Golden State 2/6	15 vs. Oklahoma City 3/2
Points in 4 th quarter	43 at LA Lakers 12/5	10 vs. LA Clippers 12/13
Points in 2 nd half	76 at Utah 12/4	30 vs. LA Clippers 12/13
Points in OT	19 at Charlotte 3/26	6 vs. Dallas 10/29
FG's made	59 at New Orleans 11/19	30 two times
FG's attempted	114 vs. Oklahoma City 1/10	77 vs. New Orleans 11/3
FG %	.607 Utah 12/4	.333 vs. Houston 11/10
3-pt FG's made	22 vs. Houston 11/30	3 at Indiana 11/23
3-pt FG's attempted	54 two times	19 vs. Minnesota 10/17
3-pt FG %	.606 at Utah 12/4	.125 at Indiana 11/23
FT's made	32 at Minnesota 1/18	4 vs. Denver 3/4
FT's attempted	38 two times	4 vs. Denver 3/4
FT %	1,000 four times	.556 two times
Rebounds	60 at Miami 11/7	32 vs. Washington 1/27
Offensive rebounds	19 at Houston 12/22	3 vs. Phoenix 1/29
Defensive rebounds	46 at Miami 11/7	22 at Orlando 12/19
Assists	42 at Golden State 2/6	11 vs. Houston 11/10
Steals	14 two times	1 at Dallas 3/12
Turnovers	22 vs. Dallas 10/29	6 three times
Blocked shots	11 at Miami 11/7	0 vs. Washington 1/27
Points in the paint	78 at New Orleans 11/19	28 vs. Denver 12/26
2nd chance points	26 at Houston 12/22	5 at Milwaukee 11/24
Fast break points	50 at Golden State 2/6	0 two times

SEASON HIGHLIGHTS

PLAYOFF CALIBER: San Antonio clinched a playoff berth for the 22nd consecutive season, the longest active streak in the NBA, the second-longest being Golden State and Houston with 7. The Silver and Black are now tied for first all-time in NBA history for consecutive playoff appearances. The Spurs have now gone to the Playoffs 39 times in the 43 seasons they have been in the NBA since 1976, the most a team has gone to the Playoffs in that time span. The Spurs own the longest active streak of playoff appearances across all four major U.S. sports. Gregg Popovich now has the record for longest streak of postseason appearances by a head coach in NBA history.

Head Coach	Playoff Streak	Years
Gregg Popovich	22	1998-2019
Phil Jackson	20	1990-2011
Pat Riley	19	1982-2001

JUST KEEP WINNING: Over the last 22 years, the Spurs have recorded 22-straight winning seasons since Tim Duncan joined in the team in 1997 and have compiled the second-highest winning percentage of any team in the four major professional sports during that time period. In that span, the Spurs have won five NBA championships and earned 12 division titles:

League	Franchise	Win %	Record
NFL	New England Patriots	.717	253-100
NBA	San Antonio Spurs	.699	1,228-528
MLB	New York Yankees	.587	2,096-1,475
NHL	Detroit Red Wings	.562	925-523-72-168

*Records through the end of the 2018-19 NBA/NHL season

45 WINS: The Spurs win over the Hawks on 4/2/19 marked San Antonio's 45th win of the season, marking the 20th straight season the Silver and Black have had 45+ wins, the longest streak in NBA history.

Team	Seasons	Date
1. San Antonio	20	1999-2019
2. Los Angeles Lakers	15	1976-1991
3. Boston Celtics	12	1957-1969

RIGHT AT HOME: The Spurs victory over the Cleveland Cavaliers on 3/28/19 marked the Silver and Black's 30th home win, marking the seventh-straight season San Antonio has had 30+ wins in the AT&T Center. It was the 18th time since Gregg Popovich became head coach in 1996 that the Spurs have won 30+ games at home, surpassing Phil Jackson for the most in NBA history.

Team	Number of Seasons with 30+ Home Wins Since '96
1. San Antonio	18
2. Los Angeles Lakers	11
3. Phoenix	9

BUSINESS AS USUAL: San Antonio started the 2018-19 season with a winning record after their 112-108 victory over Minnesota. Since the beginning of the 1997-98 season, San Antonio has had a losing record for only 65 days of the last 22 years.

Team	Days with losing record since 1997-98 season
1. San Antonio	65
2. Houston	1,007
3. Portland	1,044
4. Dallas	1,049
5. Utah	1,101

HISTORY REPEATING: The Spurs are the only franchise in the league with a historical winning record against every team in the NBA.

A COACH TO COUNT ON: After finishing his 23rd season at the helm of the San Antonio Spurs in 2018-19, Gregg Popovich is the longest tenured coach with the same team in all four major professional sports. The three-time NBA Coach of the Year also holds the second-best winning percentage of all-time in all 4 major sports, trailing only New England Patriots Head Coach Bill Belichick.

POP REACHES THE PINNACLE: Gregg Popovich has racked up 1,415 total wins (regular season + playoffs) over the course of his 23 seasons as head coach of the San Antonio Spurs, which makes him the winningest coach in NBA history.

Coach	Reg W	Post W	Total W
Gregg Popovich	1,245	170	1,415
Lenny Wilkens	1,332	80	1,412
Don Nelson	1,335	75	1,410
Phil Jackson	1,155	229	1,384
Pat Riley	1,210	171	1,381

POP MOVING UP: With San Antonio's 111-86 win over the Phoenix Suns on 12/11/18, Spurs head coach Gregg Popovich collected his 1,211th win to pass Pat Riley for fourth place on the NBA all-time wins list. On 1/10/19 vs. Oklahoma City, the Spurs beat the Thunder 154-147 (2OT) to move Popovich into third on the NBA's all-time list. He holds the most wins among all active NBA coaches. Here is a look at where he stands in history:

Coach	All-Time Wins
1. Don Nelson	1,335
2. Lenny Wilkens	1,332
3. Gregg Popovich	1,245
4. Jerry Sloan	1,221
5. Pat Riley	1,210

POP'S PRESENCE ON THE ROAD: With the Spurs win on 1/26/19 over New Orleans, Coach Popovich became the winningest coach on the road in NBA history with road win No. 521, surpassing Pat Riley. He currently is 527-381 on the road in his career. Coach Popovich is just the third coach in NBA history to reach 500 road wins and the fastest to ever do so (835 games).

POP AND THE 'BIG 3': Gregg Popovich currently stands as a part of the top three player-coach duos for postseason wins in NBA history. Over his 23 years as the head coach of the San Antonio Spurs, Popovich has earned 170 wins in the NBA Playoffs. Tim Duncan and Gregg Popovich lead the way with 157 postseason wins together, while the other members of the Silver and Black's 'Big 3' are not far behind, as Pop-Parker totaled 137 wins together in the playoffs and Pop-Manu captured 135.

L.A. LANDS ALL-STAR BID: LaMarcus Aldridge earned the nod to head to Charlotte where he competed in his seventh-career NBA All-Star Game, and his third as a Spur, becoming one of only five players in the NBA to be selected in seven of the last eight years, along with Kevin Durant, James Harden, LeBron James and Russell Westbrook. Aldridge was the first Spurs All-Star that didn't play his rookie year in San Antonio since Artis Gilmore in 1986.

ALL-STAR SPURS: The 2019 All-Star Game marked the 21st-consecutive year that the Spurs have had a player selected as an All-Star, which stands as the longest streak of any NBA team since the NBA/ABA merger back in 1976. The Oklahoma City Thunder hold the second-longest streak with 10. The Silver and Black have been represented by at least one player in 40 of the 42 All-Star Games since San Antonio joined the NBA in 1976 – the most of any team in that span. The Lakers are second, represented in 35 of the last 41 games. San Antonio has produced six All-Star starters in George Gervin, Larry Kenon, Alvin Robertson, David Robinson, Tim Duncan and Kawhi Leonard. Gregg Popovich has been selected to coach the Western Conference team four times.

A LEAGUE OF HIS OWN: On 2/2/19, LaMarcus Aldridge hit the 18,000-point milestone for his NBA career, becoming the 72nd player in league history to reach the milestone. He also stands as the only player in the NBA to have racked up 18,000+ points, 7,500+ rebounds and 1,000+ blocks since he entered the league in 2006. He currently ranks No. 64 on the NBA's all-time points list (18,598), No. 72 in rebounds (7,968) and No. 89 in league history for blocked shots (1,024).

STANDOUT SHOOTING: LaMarcus Aldridge shot 51.9 percent from the field in 2018-19, the best single-season field-goal percentage of his 13-year career. He recorded 20+ points while also shooting over 50 percent-or-better from the floor 39 times during the 2018-19 campaign, giving him the fifth-most such games in the NBA this season (Giannis Antetokounmpo - 53, Karl-Anthony Towns - 43, Kevin Durant - 41, Nikola Vucevic - 40).

BALA OFF THE BENCH: Patty Mills scored his 3,273rd career points off the bench on 10/20/18 at Portland, surpassing Malik Rose for the second-most points off the bench in the Silver and Black's history. He currently sits at 4,061 career bench points for the Spurs and trails only Manu Ginobili who contributed 8,278 points off the bench during his illustrious career in San Antonio. Patty Mills is just one of 24 players, and one of only two Spurs, to ever record 4,000+ points off the bench for one team.

Alongside Manu Ginobili and Dell Curry, Mills is just one of three players in NBA history to record 700+ bench three-pointers for one franchise. Ginobili leads the way with 929, Curry sits second with 800 and Mills leads the way among active players at 737.

THE OLD GUY: On 3/20/19, Patty Mills moved past Danny Green into 10th place on the Spurs all-time games played list with his 521st appearance in a Spurs uniform. Mills sits among an elite group of 13 players to have reached the 500 games played mark with the Silver & Black (Tim Duncan, Tony Parker, Manu Ginobili, David Robinson, George Gervin, Sean Elliott, Avery Johnson, Matt Bonner, Bruce Bowen, Patty Mills, Danny Green, Johnny Moore, Malik Rose).

During the Spurs 2018-19 playoff run, Patty Mills also joined the franchise's top 10 in postseason games played when he matched Sean Elliott's 85 games played.

SMOOTH IN TRANSITION: After being acquired by San Antonio in the offseason prior to the 2018-19 campaign, Spurs guard DeMar DeRozan scored 136 points in the opening five games of the season, giving him the most points by a Spur through his first five games with the team in franchise history.

In just his first season in San Antonio, DeRozan became the first player in franchise history to post season averages of 20.0+ points, 5.0+ rebounds and 5.0+ assists. He recorded season averages of 21.2 points, 6.2 assists and 6.0 boards, leaving him as one of just four players to average 21+ points, 6+ assists and 6+ rebounds during the 2018-19 season (James Harden, LeBron James, Russell Westbrook).

UNSUNG TALENT: Bryn Forbes was thrust into the starting lineup after the Spurs suffered injuries to three members of their backcourt. He led the NBA in 2018-19 in double-digit scoring performances by an undrafted player with 59. His 59 performances in double figures set a new single-season career best for Forbes and tied him with Avery Johnson for the second-most by an undrafted player in team history. Johnson's 61 during the 1994-95 season tops the franchise record book.

Forbes set a number of career-high marks in his third season, including games started (81), points scored (967), field goals made (361), three-pointers made (176), free throws made (69), rebounds (239), assists (175), steals (45) and blocked shots (6). His percentages from the field (.456), three-point line (.426) and charity stripe (.885) all set career-best marks, as well. The 176 three-pointers he connected on him made him just the third player in Spurs history to hit 170+ in a single season. Forbes finished with 282 three-pointers converted through his first three seasons, which are the third-most in franchise history. He also became just the 10th undrafted player in league history to amass 250+ three-pointers in his first three seasons. Starting 81-of-82 games in 2018-19, Forbes joined Avery Bradley and Bruce Bowen as the only undrafted players in Spurs history to start 80+ games in a single season.

BEST IN THE LEAGUE: As a team, San Antonio ranked No. 1 in the NBA in 2018-19 for free-throw percentage (.819), three-point percentage (.392) and fewest turnovers per game (12.1), while finishing second in field-goal percentage (.478) behind the Golden State Warriors. The 81.9 percent mark from the charity stripe marked the best single-season team free-throw percentage in franchise history.

BENCH BARRAGE: Patty Mills, Marco Belinelli and Davis Bertans combined to score 423 three-pointers off the bench this season. All three members of that trio finished inside the top 10 among NBA players for three-pointers off the bench in 2018-19.

A NIGHT TO REMEMBER: The Spurs captured a 154-147 win in a double-overtime thriller on 1/10/19, setting a number of records that night. Most notably, Gregg Popovich surpassed Jerry Sloan for third place on the NBA's all-time coaching wins list. As a team, the Spurs shot an NBA record 84.2 percent (16-of-19) from behind the arc, which ranks among the best all time for a single game among teams who converted on at least 10 threes. San Antonio connected on its first 14 three-point attempts to begin the game, which marked the most by a team over the past 20 seasons. Spurs forward LaMarcus Aldridge recorded a career-best 56 points in the game - the third-most points ever scored by a Spurs player and the most ever by a Spur in San Antonio. Aldridge, at age 33, became the second-oldest player in NBA history to put up a 50+ point performance (Kobe Bryant). The 154 total points scored by the Silver and Black were its most in a single game since scoring 161 on 11/7/90. The 301 combined points were the most in an NBA game since 12/7/06 when the Suns and Nets played to double OT.

ELITE COMPANY: On 12/13/18 vs. the Los Angeles Clippers, LaMarcus Aldridge played his 250th career game as a member of the Silver and Black. He is one of just four players in franchise history with 4,500+ points and 2,000+ rebounds through 250 games played with San Antonio (David Robinson, Tim Duncan, Larry Kenon).

RACE TO 1,000: DeMar DeRozan scored his 1,000th point in a Spurs uniform after pouring in 26 points at Philadelphia on 1/23/19. It was his 47th game with the team, making him the fourth-fastest player to reach the 1,000-point threshold in a Spurs uniform (David Robinson - 44, George Gervin - 45, Terry Cummings - 45).

DON'T DOUBT DERRICK: Second-year guard Derrick White scored 36 points in Game 3 of the First Round of the NBA Playoffs vs. Denver, shooting 15-of-21 from the floor and recording 5 rebounds and 5 assists. Only Tim Duncan and Tony Parker have scored more points in a single half during the postseason than White's 26. White was also the first player not named Manu Ginobili to put forth a 30+ point playoff performance since Avery Johnson in 1998.

SECOND-YEAR STANDOUT: Derrick White fared performed well amongst his second-year peers in the 2019 NBA Playoffs, finishing second in total points (106), tied for second in total blocks (5), third in total assists (21), tied for third in total steals (5), fourth in points per game (15.1), and tied for fourth in assists per game (3.0) at the time of the Spurs departure. The four members of the 2017-18 rookie class that finished with more points per game than White were all selected in the top 12 in the NBA Draft (Donovan Mitchell - No. 12, Jayson Tatum - No. 3, Ben Simmons - No. 1), while White was selected at No. 29.

LUCKY NUMBER 7: With San Antonio's Game 1 win over Denver, the Spurs became just the ninth No. 7 seed in NBA history to defeat a No. 2 seed on the road in the opening game of the series. The Spurs also became one of 12 No. 7 seeds to have won at least two of the first four games in a playoff series against a No. 2 seed. The Silver and Black were just the sixth No. 7 seed to force a Game 7 against a No. 2 seed in 34 total series since the NBA went to its current seeding format in 1984.

2018-19 NBA STANDINGS

EASTERN CONFERENCE

ATLANTIC DIVISION

	W	L	PCT	GB	HOME	ROAD	LAST-10	STREAK
Toronto	58	24	.707	-	32- 9	26-15	7-3	Won 2
Philadelphia	51	31	.622	7	31-10	20-21	4-6	Won 1
Boston	49	33	.598	9	28-13	21-20	6-4	Won 1
Brooklyn	42	40	.512	16	23-18	19-22	6-4	Won 3
New York	17	65	.207	41	9-32	8-33	3-7	Lost 1

CENTRAL DIVISION

	W	L	PCT	GB	HOME	ROAD	LAST-10	STREAK
Milwaukee	60	22	.732	-	33- 8	27-14	7-3	Lost 1
Indiana	48	34	.585	12	29-12	19-22	4-6	Won 1
Detroit	41	41	.500	19	26-15	15-26	4-6	Won 2
Chicago	22	60	.268	38	9-32	13-28	2-8	Lost 3
Cleveland	19	63	.232	41	13-28	6-35	0-10	Lost 10

SOUTHEAST DIVISION

	W	L	PCT	GB	HOME	ROAD	LAST-10	STREAK
Orlando	42	40	.512	-	25-16	17-24	8-2	Won 4
Charlotte	39	43	.476	3	25-16	14-27	6-4	Lost 1
Miami	39	43	.476	3	19-22	20-21	4-6	Lost 1
Washington	32	50	.390	10	22-19	10-31	2-8	Lost 4
Atlanta	29	53	.354	13	17-24	12-29	5-5	Lost 3



WESTERN CONFERENCE

SOUTHWEST DIVISION

	W	L	PCT	GB	HOME	ROAD	LAST-10	STREAK
Houston	53	29	.646	-	31-10	22-19	8-2	Lost 1
San Antonio	48	34	.585	5	32- 9	16-25	6-4	Won 3
Dallas	33	49	.402	20	24-17	9-32	5-5	Lost 1
Memphis	33	49	.402	20	21-20	12-29	4-6	Won 1
New Orleans	33	49	.402	20	19-22	14-27	3-7	Lost 1

NORTHWEST DIVISION

	W	L	PCT	GB	HOME	ROAD	LAST-10	STREAK
Denver	54	28	.659	-	34- 7	20-21	5-5	Won 1
Portland	53	29	.646	1	32- 9	21-20	8-2	Won 3
Utah	50	32	.610	4	29-12	21-20	8-2	Lost 1
Oklahoma City	49	33	.598	5	27-14	22-19	7-3	Won 5
Minnesota	36	46	.439	18	25-16	11-30	4-6	Lost 3

PACIFIC DIVISION

	W	L	PCT	GB	HOME	ROAD	LAST-10	STREAK
Golden State	57	25	.695	-	30-11	27-14	8-2	Lost 1
L.A. Clippers	48	34	.585	9	26-15	22-19	6-4	Won 1
Sacramento	39	43	.476	18	24-17	15-26	3-7	Lost 3
L.A. Lakers	37	45	.451	20	22-19	15-26	6-4	Lost 1
Phoenix	19	63	.232	38	12-29	7-34	2-8	Lost 2



NBA TEAM RANKINGS

NBA TEAM STATISTICS (OFFENSIVE/DEFENSIVE)

TEAMS' STATISTICS, RANK WITHIN LEAGUE

	ATL	BOS	BRN	CHA	CHI	CLE	DAL	DET	GS	HOU	IND	LAC	LAL	MEM	MIA	MIL	MIN	NO	NY	OKC	ORL	PHI	PHO	POR	SAC	SA	TOR	UTA	WAS		
Points/game	12	14	15	19	27	29	21	20	25	2	11	22	5	16	30	26	1	13	3	28	7	24	4	23	6	9	18	8	17	10	
FG pct.	21	14	25	26	20	28	27	13	29	1	24	4	7	9	23	22	3	17	6	30	19	18	8	16	12	15	2	5	10	11	
FT pct.	21	4	24	6	11	7	25	20	23	5	9	22	8	29	15	30	14	10	18	19	28	12	16	13	2	27	1	3	26	17	
3-pt FG pct.	16	7	14	18	19	13	27	17	23	3	12	5	2	29	25	21	20	24	28	22	11	8	30	9	4	1	6	10	26		
Off. Reb./gm	4	20	10	19	30	12	16	2	5	21	14	25t	22	15	29	7	25t	6	8	13	1	17	11	28	3	9	27	24	18	23	
Def. Reb./gm	18	16	10	12	21	28	14	17	24	3	29	23	8	4	26	15	1	25	6	20	11	13	2	30	7	19	12	17	9	5	27
Rebounds/game	12	22	7	23	25	26	16	18	11	28	24	13	6	29	10	1	19	5	20	2	15	4	30	3	14	21	17	9	5	27	
Assists/game	10	5	21	24	27	29	22	2	26	1	28	9	18	11	19	17	7	15	3	30	23	12	4	20	25	14	16	13	8	6	
Steals/game	11	4	27	21	20	28	29	13	22	15	5	3	23	16	6	14	17	7	18	24	1	26	19	2	25	10	30	9	12	7t	
Turnovers/gm	30	3	26	2	19	9	20	8	11t	21	6	10	22	29	15	23	13	4	24	17	14	5	25	28	11t	7	1	16	27	18	
Blocks/gm	14	10	28	18t	26t	30	26t	24t	29	1	18t	20	22	8	4t	4t	2	17	7	13	12	6	11	15	16	24t	21	9	3	23	
Pers.Fouls/gm	29t	12	23	3	9	6	8	7	26	22	25	4	28	13t	24	15	5	10	19	16	27	2	20	29t	11	21	1	17	18	13t	
DQ/game	23t	5t	28	23t	19t	16t	4	16t	12	10t	5t	5t	16t	14t	27	2	13	23t	10t	29t	29t	5t	5t	23t	22	19t	3	19t	1	14t	

OPPONENTS STATISTICS, RANK WITHIN LEAGUE

	ATL	BOS	BRN	CHA	CHI	CLE	DAL	DET	DET	GS	HOU	IND	LAC	LAL	MEM	MIA	MIL	MIN	NO	NY	OKC	ORL	PHI	PHO	POR	SAC	SA	TOR	UTA	WAS
Points/game	30	8	18	17	20	24	13	6	7	16	10	1	25	21	3	2	11	23	27	22	15	5	19	28	14	26	12	9	4	29
FG pct.	26	4	12	25	27	30	16	15	24	3	19	6	14	9	7	2	1	23	21	22	17	11	10	29	13	20	18	5	8	28
FT pct.	8	12	22	30	10	19	25	2t	5	23	16	7	24	28	29	18	1	15	11	14	9	27	17	4	20	21	6	13	2t	26
3-pt FG pct.	19	6	3	23	26	30	7	1	9	11	2	14	5	13	21	17	22	29	25	24	16	10	4	28	20	12	18	8	15	27
Off. Reb./gm	19	16	24	12	11	6	14	7	3	21	23	17	28	27	5	13	9	26	22	20	8	2	10	30	15	25	4	18	1	29
Def. Reb./gm	21	22	18	25	28	13	14	2	12	5	10	3	11	23	17	7	20	9	16	30	26	24	4	19	1	29	15	8	6	27
Rebounds/game	23	22	24	21	25	8	14	1	6	10	16	5	19	26	12	9	15	17	20	28	18	11	4	27	3	30	7	13	2	28
Assists/game	30	8t	26	22	24	14	16	8t	12	17	7	13	11	21	6	4	19	27	29	23	20	2	5	25	3	17	18	15	1	28
Steals/game	30	2	22	4	9	6	23	4	5	19	11t	13	25	26	18	15	3	1	28	11t	24	7	21	29	10	16	8	17	27	20
Turnovers/gm	8	7	20	17t	22	28	15t	14	19	9	5	24	12	6	13	21	11	16	23	1	26	27	4	29	2	30	10	15	3	23
Blocks/gm	24	2	22	29	28	27	6t	14	17	1	8	21	30	20	13	11	12	25	23	26	16	5	4	15	18t	18t	3	6t	9	10
Pers.Fouls/gm	5	26	7	18	30	28	2	20	11	27	24	23	1	15	9	22	21	8	13	14	3	29	6	17	16	10	25	19	4	12
DQ/game	7t	17t	7t	22t	22t	19t	5t	10t	2	29	30	25t	1	25t	17t	14t	25t	7t	10t	22t	14t	25t	5t	14t	4	19t	10t	19t	3	10t

COMBINATION TEAM/OPPONENT, RANK WITHIN LEAGUE

Pts/game/diff.	26	6	15	18	27	30	16	8	17	2	5	10	13	23	24	16	1	22	21	28	9	14	11	29	7	19	12	3	4	25
Off. Reb. Pct.	6	24	10	23	30	11	15	2	4	16	14	21	19	17	29	5	27	7	9	18	3	20	8	28	1	12	26	22	13	25
Def. Reb. Pct.	20	18	21	16	13	17	12	8	5	14	28	23	25	22	11	10	1	27	19	24	7	3	6	30	9	26	4	15	2	29
Total Reb. Pct.	9	20	15	19	28	12	14	1	4	16	27	24	25	21	26	7	10	17	11	23	3	8	6	30	2	22	13	18	5	29

2018-19 NBA AWARD WINNERS

Most Valuable Player
Defensive Player of the Year
Most Improved Player
Rookie of the Year
Sixth Man
J. Walter Kennedy Citizenship Award
Sportsmanship Award
Twyman-Stokes Teammate of the Year
Community Assist Award
Hustle Award
Coach of the Year
Executive of the Year

Giannis Antetokounmpo, Milwaukee
 Rudy Gobert, Utah
 Pascal Siakam, Toronto
 Luka Doncic, Dallas
 Lou Williams, LA Clippers
 Damian Lillard, Portland
 Mike Conley, Memphis
 Mike Conley, Memphis
 Bradley Beal, Washington
 Marcus Smart, Boston
 Mike Budenholzer, Milwaukee
 Jon Horst, Milwaukee

2018-19 NBA ALL-NBA TEAMS

FIRST TEAM

Giannis Antetokounmpo, Milwaukee
 James Harden, Houston
 Stephen Curry, Golden State
 Paul George, Oklahoma City
 Nikola Jokic, Denver

SECOND TEAM

Joel Embiid, Philadelphia
 Kevin Durant, Golden State
 Damian Lillard, Portland
 Kawhi Leonard, Toronto
 Kyrie Irving, Boston

THIRD TEAM

Russell Westbrook, Oklahoma City
 Blake Griffin, Detroit
 LeBron James, LA Lakers
 Rudy Gobert, Utah
 Kemba Walker, Charlotte

2018-19 NBA ALL-DEFENSIVE TEAMS

FIRST TEAM

Rudy Gobert, Utah
 Paul George, Oklahoma City
 Giannis Antetokounmpo, Milwaukee
 Marcus Smart, Boston
 Eric Bledsoe, Milwaukee

SECOND TEAM

Jrue Holiday, New Orleans
 Klay Thompson, Golden State
 Joel Embiid, Philadelphia
 Draymond Green, Golden State
 Kawhi Leonard, Toronto

2018-19 ALL-ROOKIE TEAMS

FIRST TEAM

Luka Doncic, Dallas
 Trae Young, Atlanta
 Deandre Ayton, Phoenix
 Jaeden Jackson Jr., Memphis
 Marvin Bagley III, Sacramento

SECOND TEAM

Shai Gilgeous-Alexander, LA Clippers
 Collin Sexton, Cleveland
 Landry Shamet, LA Clippers
 Mitchell Robinson, New York
 Kevin Huerter, Atlanta

PLAYERS OF THE MONTH

November: Giannis Antetokounmpo, Milwaukee
 Tobias Harris, LA Clippers
December: Giannis Antetokounmpo, Milwaukee
 James Harden, Houston
January: Joel Embiid, Philadelphia
 James Harden, Houston
February: Giannis Antetokounmpo, Milwaukee
 Paul George, Oklahoma City
March: Giannis Antetokounmpo, Milwaukee
 James Harden, Houston

ROOKIES OF THE MONTH

November: Trae Young, Atlanta
 Luka Doncic, Dallas
December: Kevin Knox, New York
 Luka Doncic, Dallas
January: Trae Young, Atlanta
 Luka Doncic, Dallas
February: Trae Young, Atlanta
 Luka Doncic, Dallas
March: Trae Young, Atlanta
 Luka Doncic, Dallas

COACHES OF THE MONTH

November: Nick Nurse, Toronto
 Doc Rivers, LA Clippers
December: Nate McMillan, Indiana
 Mike D'Antoni, Houston
January: Mike Budenholzer, Milwaukee
 Steve Kerr, Golden State

February: Mike Budenholzer, Milwaukee
 Terry Stotts, Portland
March: Steve Clifford, Orlando
 Terry Stotts, Portland

2018-19 NBA LEADERS

NBA LEAGUE LEADERS

INCLUDES GAMES OF WEDNESDAY, APRIL 10, 2019

SCORING AVERAGE					REBOUNDS PER GAME					G OFF DEF TOT AVG					ASSISTS PER GAME					G AST AVG	
Harden, Hou.	78	843	754	2818	36.1	Drummond, Det.	79	423	809	1232	15.6	Westbrook, OKC.	73	784	10.7						
George, OKC.	77	707	453	2159	28.0	Embiid, Phi.	64	160	711	871	13.6	Lowry, Tor.	65	564	8.7						
Antetokounmpo, Mil.	72	721	500	1994	27.7	Jordan, Dal.-N.Y.	69	225	677	902	13.1	Paul, Hou.	58	473	8.2						
Embiid, Phi.	64	580	522	1761	27.5	Gobert, Utah	81	309	732	1041	12.9	Young, Atl.	81	653	8.1						
Curry, G.S.	69	632	263	1881	27.3	Capela, Hou.	67	298	550	848	12.7	Holiday, N.O.	67	518	7.7						
Leonard, Tor.	60	560	364	1596	26.6	Antetokounmpo, Mil.	72	159	739	898	12.5	B. Simmons, Phi.	79	610	7.7						
Booker, Pho.	64	586	393	1700	26.6	Towns, Min.	77	263	691	954	12.4	Harden, Hou.	78	586	7.5						
Durant, G.S.	78	721	448	2027	26.0	Vucevic, Orl.	80	224	736	960	12.0	Fox, Sac.	81	590	7.3						
Lillard, Por.	80	681	468	2067	25.8	Whiteside, Mia.	72	257	560	817	11.3	Jokic, Den.	80	580	7.3						
Walker, Cha.	82	731	380	2102	25.6	Westbrook, OKC.	73	109	698	807	11.1	Russell, Bkn.	81	563	7.0						
Beal, Was.	82	764	362	2099	25.6	Jokic, Den.	80	228	637	865	10.8	Irving, Bos.	67	464	6.9						
Griffin, Det.	75	619	414	1841	24.5	Nurkic, Por.	72	243	505	748	10.4	Lillard, Por.	80	551	6.9						
Towns, Min.	77	681	376	1880	24.4	Ayton, Pho.	71	223	506	729	10.3	Green, G.S.	66	454	6.9						
Irving, Bos.	67	604	214	1596	23.8	Kanter, N.Y.-Por.	67	257	402	659	9.8	Booker, Pho.	64	433	6.8						
Mitchell, Utah	77	661	319	1829	23.8	Collins, Atl.	61	219	376	595	9.8	Conley, Mem.	70	449	6.4						
LaVine, Chi.	63	530	312	1492	23.7	Adams, OKC.	80	391	369	760	9.5	DeRozan, S.A.	77	475	6.2						
Westbrook, OKC.	73	630	296	1675	22.9	Sabonis, Ind.	74	186	504	690	9.3	Rubio, Utah	68	416	6.1						
Thompson, G.S.	78	655	129	1680	21.5	Aldridge, S.A.	81	251	493	744	9.2	Collison, Ind.	76	459	6.0						
Randle, N.O.	73	571	356	1565	21.4	B. Simmons, Phi.	79	172	525	697	8.8	Doncic, Dal.	72	429	6.0						
Aldridge, S.A.	81	684	349	1727	21.3	Randle, N.O.	73	162	472	634	8.7	Walker, Cha.	82	484	5.9						
FIELD GOAL PCT.					3-PT FIELD GOAL PCT.					FREE THROW PCT.											
FG	FGA	PCT	3-PT	FGA	PCT	3FG	3GA	PCT	FT	FTA	PCT	FT	FTA	PCT							
Gobert, Utah	476	712	.669	Harris, Bkn.	183	386	.474	Brogdon, Mil.	141	152	.928										
Capela, Hou.	474	732	.648	Green, Tor.	198	435	.455	Curry, G.S.	263	287	.916										
McGee, LA-L	400	641	.624	Curry, Por.	113	251	.450	Lillard, Por.	468	513	.912										
Bryant, Was.	309	502	.616	Curry, G.S.	354	810	.437	Gallinari, LA-C	367	406	.904										
Harrell, LA-C	546	898	.615	Gallinari, LA-C	161	372	.433	Redick, Phi.	228	255	.894										
Adams, OKC.	481	809	.595	Bertans, S.A.	145	338	.429	Lamb, Cha.	231	260	.888										
Sabonis, Ind.	413	700	.590	Hield, Sac.	278	651	.427	Green, Was.	183	206	.888										
Allen, Bkn.	335	568	.590	Brogdon, Mil.	104	244	.426	Hield, Sac.	171	193	.886										
Favors, Utah	363	619	.586	Fox, S.A.	176	413	.426	Durant, G.S.	448	506	.885										
Ayton, Pho.	509	870	.585	Bogdanovic, Ind.	164	386	.425	Hood, Cle.-Por.	137	155	.884										
STEALS PER GAME					BLOCKS PER GAME					MINUTES PER GAME					G MIN AVG						
G	STL	AVG	BLOCKS	PER GAME	G	BLK	AVG	MIN	AVG	G	MIN	AVG	G	MIN	AVG						
George, OKC.	77	170	2.21	Turner, Ind.	74	199	2.69	Beal, Was.	82	3028	36.9										
Harden, Hou.	78	158	2.03	Robinson, N.Y.	66	161	2.44	George, OKC.	77	2841	36.9										
Paul, Hou.	58	114	1.97	Gobert, Utah	81	187	2.31	Harden, Hou.	78	2867	36.8										
Westbrook, OKC.	73	142	1.95	Lopez, Mil.	81	179	2.21	Westbrook, OKC.	73	2630	36.0										
Butler, Min.-Phi.	65	123	1.89	McGee, LA-L	75	148	1.97	Holiday, N.O.	67	2402	35.9										
Smart, Bos.	80	143	1.79	Embiid, Phi.	64	122	1.91	Lillard, Por.	80	2838	35.5										
Leonard, Tor.	60	106	1.77	Whiteside, Mia.	72	136	1.89	Booker, Pho.	64	2242	35.0										
Drummond, Det.	79	136	1.72	Drummond, Det.	79	138	1.75	Griffin, Det.	75	2622	35.0										
Fox, Sac.	81	133	1.64	Towns, Min.	77	125	1.62	DeRozan, S.A.	77	2688	34.9										
Holiday, N.O.	67	109	1.63	Antetokounmpo, Mil.	72	110	1.53	Walker, Cha.	82	2863	34.9										

TEAM STATISTICS

TEAMS' STATISTICS (PER GAME)

TEAM	FIELD GOALS						3-PT. F.G.'S			FREE THROWS			REBOUNDS			MISCELLANEOUS						
	G	MADE	ATT	PCT	MADE	ATT	PCT	MADE	ATT	PCT	OFF	DEF	TOT	AST	PF	DQ	STL	TO	BLK	PTS		
Atl.	82	41.37	91.76	.451	13.01	37.00	.352	17.60	23.39	.752	11.65	34.45	46.10	25.83	23.56	0.20	8.23	17.04	5.11	113.3		
Bos.	82	42.09	90.52	.465	12.59	34.50	.365	15.63	19.49	.802	9.80	34.74	44.55	26.28	20.37	0.07	8.61	12.83	5.30	112.4		
Bkn.	82	40.26	89.73	.449	12.77	36.16	.353	18.96	25.46	.745	10.98	35.60	46.57	23.83	21.50	0.22	6.57	15.07	4.13	112.2		
Chi.	82	40.21	89.78	.448	11.91	33.94	.351	18.41	23.11	.797	9.93	33.88	43.80	23.23	18.90	0.20	7.21	12.21	4.94	110.7		
Chi.	82	39.83	87.87	.453	9.09	25.89	.351	16.20	20.67	.783	8.76	34.13	42.89	21.90	20.28	0.15	7.35	14.13	4.28	104.9		
Clev.	82	38.89	87.61	.444	10.33	29.12	.355	16.37	20.66	.792	10.72	31.94	42.66	20.71	20.02	0.13	6.51	13.49	2.38	104.5		
Dall.	82	38.80	86.85	.447	12.46	36.61	.340	18.79	25.32	.742	10.15	35.17	45.32	23.39	20.12	0.06	6.50	14.29	4.28	108.9		
Den.	82	41.94	90.05	.466	11.01	31.35	.351	15.78	20.90	.755	11.85	34.54	46.39	27.38	20.05	0.13	7.73	13.44	4.43	110.7		
Det.	82	38.84	88.27	.440	12.11	34.80	.348	17.26	23.09	.747	11.41	33.56	44.98	22.50	22.09	0.10	6.94	13.84	4.04	107.0		
G.S.	82	44.05	89.77	.491	13.26	34.44	.385	16.33	20.39	.801	9.72	36.46	46.18	29.43	21.43	0.09	7.62	14.26	6.40	117.7		
Hou.	82	39.24	87.35	.449	16.13	45.38	.356	19.29	24.40	.791	10.20	31.87	42.06	21.23	21.99	0.07	8.54	13.34	4.94	113.9		
Ind.	82	41.34	87.01	.475	9.50	25.38	.374	15.83	21.06	.752	9.29	33.73	43.02	25.95	19.44	0.07	8.70	13.68	4.93	108.0		
LA-C	82	41.27	87.54	.471	10.01	25.83	.388	22.60	28.54	.792	9.71	35.80	45.51	24.02	23.33	0.13	6.84	14.55	4.70	115.1		
LA-L	82	42.57	90.55	.470	10.33	30.99	.333	16.29	23.29	.699	10.18	36.40	46.59	25.56	20.74	0.12	7.54	15.66	5.37	111.8		
Mem.	82	37.96	84.44	.450	9.89	28.88	.342	17.72	22.95	.772	8.82	32.96	41.78	23.94	21.96	0.21	8.34	13.99	5.46	103.5		
Miami	82	39.65	88.02	.450	11.32	32.41	.349	15.10	21.73	.695	11.23	35.11	46.34	24.28	20.88	0.04	7.65	14.73	5.46	105.7		
Milw.	82	43.35	91.11	.476	13.48	38.22	.353	17.94	23.22	.773	9.29	40.44	49.73	26.05	19.61	0.11	7.50	13.87	5.93	118.1		
Minn.	82	41.62	91.26	.456	10.09	28.74	.351	19.15	24.33	.787	11.26	33.54	44.79	24.61	20.29	0.20	8.33	13.10	5.01	112.5		
N.O.	82	43.67	92.23	.473	10.27	29.87	.344	17.83	23.43	.761	11.09	36.21	47.29	27.02	21.12	0.09	7.44	14.82	5.38	115.4		
N.Y.	82	38.22	88.30	.433	10.04	29.52	.340	18.10	23.85	.759	10.45	34.28	44.73	20.07	20.89	0.24	6.79	14.04	5.15	104.6		
OKC.	82	42.65	93.98	.454	11.37	32.65	.348	17.82	24.99	.713	12.57	35.50	48.07	23.38	22.43	0.24	9.34	13.96	5.18	114.5		
Orl.	82	40.44	89.11	.454	11.43	32.11	.356	15.01	19.21	.782	10.02	35.39	45.41	25.55	18.61	0.07	6.62	13.20	5.43	107.3		
Phil.	82	41.55	88.21	.471	10.84	30.17	.359	21.24	27.54	.771	10.88	36.89	47.77	26.91	21.28	0.07	7.39	14.91	5.27	115.2		
Phoe.	82	40.11	87.37	.459	9.63	29.27	.329	17.65	22.66	.779	9.12	31.26	40.38	23.87	23.56	0.20	8.86	15.60	5.10	107.5		
Port.	82	42.32	90.57	.467	11.02	30.73	.359	19.00	23.34	.814	11.79	36.20	47.99	23.01	20.35	0.17	6.66	13.84	5.04	114.7		
Sac.	82	43.18	93.13	.464	11.30	29.94	.378	16.51	22.74	.726	11.05	34.38	45.43	25.40	21.35	0.15	8.28	13.35	4.43	114.2		
S.A.	82	42.29	88.39	.478	9.90	25.26	.392	17.17	20.98	.819	9.25	34.49	44.72	24.55	18.13	0.05	6.11	12.10	4.71	111.7		
Tor.	82	42.20	89.09	.474	12.38	33.79	.366	17.67	21.99	.804	9.59	35.61	45.20	25.43	21.02	0.15	8.29	14.02	5.33	114.4		
Utah	82	40.61	86.37	.470	12.11	34.01	.356	15.78	23.51	.736	10.06	36.35	46.41	26.01	21.07	0.12	8.09	15.62	5.89	111.7		
Wash.	82	42.15	90.09	.468	11.34	33.30	.341	18.39	23.94	.768	9.68	32.67	42.35	22.27	20.74	0.12	8.33	14.07	4.62	114.0		

OPPONENT STATISTICS

OPPONENTS' STATISTICS (PER GAME)

TEAM	G	FIELD GOALS			3-PT. F.G.'S			FREE THROWS			REBOUNDS			MISCELLANEOUS																									
		MADE	ATT	PCT	MADE	ATT	PCT	MADE	ATT	PCT	OFF	DEF	TOT	AST	PF	DO	STL	TO	BLK	PTS																			
Atl.	82	42.78	90.45	.473	12.35	34.39	.359	21.45	28.30	.758	10.62	35.41	46.04	26.85	22.16	0.15	9.88	15.05	5.46	119.4																			
Bos.	82	39.50	88.07	.448	11.51	33.51	.344	17.44	22.83	.764	10.39	35.53	45.93	23.66	19.54	0.11	6.78	15.13	5.87	108.0																			
Bkn.	82	42.20	92.45	.456	10.34	30.32	.341	17.59	22.83	.770	11.00	35.21	46.23	23.71	22.04	0.15	7.78	13.46	5.27	112.3																			
Cha.	82	41.90	89.16	.470	12.10	33.51	.361	15.94	20.24	.787	10.06	35.74	45.80	26.01	20.56	0.09	6.89	13.52	6.00	111.4																			
Chi.	82	42.24	89.22	.473	12.07	33.04	.365	16.79	22.01	.763	10.05	36.39	46.44	25.54	18.71	0.09	7.32	13.32	5.77	113.4																			
Clev.	82	43.16	87.17	.495	12.00	31.59	.380	15.77	20.49	.770	9.54	34.57	44.11	25.70	19.41	0.10	6.93	12.46	5.60	114.1																			
Dall.	82	40.94	89.21	.459	11.20	32.52	.344	17.07	21.98	.777	10.20	34.63	44.83	24.52	23.23	0.16	7.84	12.92	4.49	110.1																			
Den.	82	39.59	86.39	.458	10.82	31.93	.339	16.73	22.22	.753	9.74	32.74	42.49	24.59	20.43	0.13	7.44	13.52	4.96	106.7																			
Det.	82	39.89	84.99	.469	9.59	27.78	.345	17.93	23.74	.755	9.11	34.56	43.67	23.66	21.32	0.28	6.90	14.06	5.11	107.3																			
G.S.	82	40.43	91.11	.444	11.65	33.57	.347	18.72	24.23	.773	10.80	33.54	44.34	24.26	19.52	0.06	7.68	13.48	3.60	111.2																			
Hou.	82	40.40	86.66	.466	10.13	29.80	.340	18.21	23.71	.768	10.96	34.45	45.41	23.52	20.00	0.05	7.40	15.02	4.50	109.1																			
Ind.	82	38.74	86.09	.450	11.37	32.11	.354	15.83	20.95	.756	10.51	33.15	43.66	24.46	20.02	0.07	7.41	15.66	5.18	104.7																			
LA-C	82	41.74	91.34	.457	10.35	30.21	.343	20.45	26.33	.777	11.28	34.46	45.73	24.10	24.01	0.34	8.26	13.18	6.07	114.3																			
LA-L	82	41.93	92.80	.452	11.84	33.95	.349	17.79	22.71	.784	11.27	35.99	46.85	25.04	20.80	0.07	8.33	14.23	5.13	113.5																			
Mem.	82	37.60	83.37	.451	11.60	32.18	.360	19.34	24.67	.784	9.52	35.16	44.68	23.41	21.44	0.11	7.62	15.23	4.90	106.1																			
Miami	82	38.30	86.78	.441	11.87	33.13	.358	17.46	22.70	.769	10.13	34.05	44.18	23.33	20.15	0.12	7.46	14.13	4.74	105.9																			
Milw.	82	40.51	93.52	.433	13.09	36.29	.361	15.15	20.66	.733	9.91	35.39	45.30	24.77	20.16	0.07	6.79	13.37	4.82	109.3																			
Minn.	82	42.10	90.07	.467	12.70	33.56	.378	17.09	22.28	.767	11.23	34.41	45.65	26.16	21.89	0.15	6.57	14.74	5.55	114.4																			
N.O.	82	43.28	92.80	.466	12.27	33.73	.364	17.94	23.49	.764	10.95	34.62	45.57	26.51	20.01	0.13	8.56	13.57	4.45	116.8																			
N.Y.	82	41.88	89.66	.467	11.82	32.60	.363	18.21	23.76	.766	10.74	36.78	47.52	25.59	20.83	0.09	7.40	13.22	5.59	113.8																			
Orl.	82	40.77	88.68	.460	11.24	31.61	.356	18.29	24.04	.761	9.89	35.80	45.70	24.87	22.49	0.12	8.20	16.73	5.06	111.1																			
Phil.	82	39.93	87.62	.456	10.46	30.18	.347	16.29	20.94	.778	9.01	35.63	44.65	23.07	18.74	0.07	7.01	12.98	4.41	106.6																			
Phoe.	82	42.46	88.17	.482	11.12	29.93	.372	20.79	27.60	.753	11.84	35.33	47.17	25.93	20.66	0.12	8.99	15.67	5.01	116.8																			
Port.	82	41.11	90.05	.457	10.71	28.79	.359	17.54	22.78	.770	10.27	32.56	42.83	23.24	20.72	0.18	7.35	12.37	5.12	110.5																			
Sac.	82	42.26	90.61	.466	12.02	34.60	.348	18.77	24.37	.770	11.18	36.77	47.95	24.68	21.38	0.10	7.54	15.90	5.12	115.5																			
S.A.	82	41.51	88.68	.463	11.72	32.66	.359	15.23	20.17	.755	9.22	34.68	43.90	24.70	19.65	0.13	7.18	12.18	4.05	110.0																			
Tor.	82	40.27	89.66	.448	10.76	31.21	.345	17.06	22.30	.765	10.57	34.20	44.77	24.24	20.52	0.10	7.29	14.94	4.48	108.4																			
Utah	82	39.95	88.45	.450	11.37	32.11	.354	15.83	20.95	.756	10.51	33.15	43.66	24.46	20.02	0.07	7.41	15.66	5.18	104.7																			
Wash.	82	43.41	90.54	.480	12.12	32.79	.370	17.96	23.17	.768	11.41	35.84	47.26	26.23	21.23	0.13	7.70	15.76	4.61	116.9																			
ONE TEAM																					41.08	89.21	.461	11.33	32.01	.355	17.68	23.07	.766	10.35	34.82	45.17	24.59	20.90	0.13	7.63	14.08	4.95	111.1
BOTH TEAMS																					82.16	178.42	.447	22.76	64.02	.355	35.36	46.14	.766	20.69	69.64	90.33	49.17	41.81	0.26	15.27	28.17	49.9	222.2

2019 SPURS PLAYOFF STATS

2019 PLAYOFF GAME-BY-GAME (3-4)

Date	Opponent	Team/Opp	Home	Road	Total	High Scoring	High Rebounds	High Assists	Opponent Scoring	Atten.
Apr 13	@Denver	W101- 96	0-0	1-0	1-0	DeRozan-18	DeRozan-12	DeRozan-6	G. Harris-20	19,520
Apr 16	@Denver	L105-114	0-0	1-1	1-1	DeRozan-31	Gay-9	Mills-5	Murray-24	19,520
Apr 18	DENVER	W118-108	1-0	1-1	2-1	D. White-36	Aldridge-11	Aldridge-5	Jokic-22	18,354
Apr 20	DENVER	L103-117	1-1	1-1	2-2	Aldridge-24	Aldridge-9	DeRozan-5	Jokic-29	18,354
Apr 23	@Denver	L 90-108	1-1	1-2	2-3	Aldridge-17	Poeltl-3	D. White-5	Murray-23	19,520
Apr 25	DENVER	W120-103	2-1	1-2	3-3	Aldridge-26	Aldridge-10	DeRozan-7	Jokic-43	18,354
Apr 27	@Denver	L 86- 90	2-1	1-3	3-4	Gay-21	Aldridge-11	DeRozan-6	Murray-23	19,725

2019 PLAYOFF OVERALL STATS

Through April 27 (3-4)

SAN ANTONIO SPURS

2019 PLAYOFFS FIRST ROUND STATISTICS

PLAYER	G	GS	MIN	-FIELD GOALS-			-3-POINT FG--			-FREE THROWS-			--REBOUNDS--			PF	DQ	STL	TO	BLK	PTS	AVG	
				FG	FGA	PCT	FG	FGA	PCT	FT	FTA	PCT	OFF	DEF	TOT								AST
DeRozan	7	7	251	58	119	.487	0	1	.000	38	44	.864	10	37	47	32	16	0	8	12	1	154	22.0
Aldridge	7	7	244	55	121	.455	3	11	.273	27	33	.818	19	48	67	19	21	0	5	7	7	140	20.0
D. White	7	7	191	41	75	.547	5	17	.294	19	26	.731	1	20	21	17	0	5	15	5	106	15.1	
Gay	7	0	179	28	70	.400	8	19	.421	14	17	.824	13	37	50	12	13	0	3	10	5	78	11.1
Forbes	7	7	212	27	56	.482	15	31	.484	6	9	.667	1	24	25	7	14	0	1	3	1	75	10.7
Poeltl	7	7	177	23	36	.639	0	1	.000	5	9	.556	25	29	54	12	26	0	2	3	5	51	7.3
Bellinelli	7	0	131	14	38	.368	8	21	.381	5	6	.833	0	13	13	8	7	0	0	2	2	41	5.9
Mills	7	0	152	14	43	.326	3	22	.136	6	10	.600	1	14	15	25	9	0	7	3	1	37	5.3
Bertans	5	0	79	5	15	.333	3	11	.273	3	5	.600	0	8	5	10	0	0	1	1	1	16	3.2
Motiejunas	5	0	19	6	10	.600	0	1	.000	1	2	.500	3	4	7	2	1	0	0	0	0	13	2.6
Cunningham	5	0	13	2	3	.667	2	2	1.000	0	0	---	2	4	6	0	0	0	0	0	0	6	1.2
Walker	6	0	21	3	8	.375	0	1	.000	0	0	---	0	2	2	3	0	0	0	0	0	6	1.0
Fondexter	5	0	12	0	2	.000	0	1	.000	0	0	---	0	1	1	2	2	0	1	0	0	0	0.0
SPURS	7	-	1680	276	596	.463	47	139	.338	124	161	.770	75	241	316	148	136	0	32	59	28	723	103.3
NUGGETS	7	-	1680	280	609	.460	68	189	.360	108	146	.740	73	235	308	182	140	0	32	64	25	736	105.1

PLAYER	MIN	REB	AST	ST	TO	BL	PTS	MIN	REB	AST	STL	TO	BLK	PTS	MIN	REB	AST	STL	TO	BLK	PTS
DeRozan	43	12	7	3	4	1	31	35.8	6.7	4.6	1.14	1.7	0.14	22.0	14	32	14	18	12	8	37
Aldridge	41	11	5	2	3	2	26	34.9	9.6	2.7	0.71	1.0	1.00	20.0	18	34	14	14	18	5	46
D. White	33	5	5	3	4	2	36	27.2	3.0	3.0	0.71	2.1	0.71	15.1	15	21	5	6	5	5	36
Gay	33	10	3	1	3	2	21	25.5	7.1	1.7	0.43	1.4	0.71	11.1	9	25	12	15	10	4	24
Forbes	39	6	3	1	1	1	19	30.3	3.6	1.0	0.14	0.4	0.14	10.7	7	11	5	7	6	3	19
Poeltl	31	9	4	1	1	2	12	25.3	7.7	1.7	0.29	0.4	0.71	7.3	6	7	7	6	9	4	12
Bellinelli	23	4	2	0	1	1	9	18.8	1.9	1.1	0.00	0.3	0.29	5.9	9	21	6	7	7	7	25
Mills	29	3	6	3	2	1	12	21.8	2.1	3.6	1.00	0.4	0.14	5.3	8	17	6	8	5	7	21
Bertans	20	5	2	0	1	1	5	15.8	1.6	1.0	0.00	0.2	0.20	3.2	4	7	4	5	5	3	13
Motiejunas	6	3	1	0	0	0	7	3.7	1.4	0.4	0.00	0.0	0.00	2.6	5	11	4	6	13	2	14
Cunningham	5	3	0	0	0	0	3	2.6	1.2	0.0	0.00	0.0	0.00	1.2	4	5	5	6	8	2	11
Walker	12	1	2	0	0	0	2	3.5	0.3	0.5	0.00	0.0	0.00	1.0	1	3	0	0	1	2	2
Fondexter	5	1	1	1	0	0	0	2.4	0.2	0.4	0.20	0.0	0.00	0.0	7	14	5	7	9	6	22
SPURS	240	50	25	9	7	120	240.0	45.1	21.1	4.57	8.4	4.00	103.3	67	124	39	54	75	51	152	
OPPONENTS	240	53	31	8	14	8	117	240.0	44.0	26.0	4.57	9.1	3.57	105.1	58	111	49	51	65	40	141

2019 PLAYOFF MISCELLANEOUS STATS

INCLUDES GAMES OF THURSDAY, JUNE 13, 2019
SAN ANTONIO SPURS / MISCELLANEOUS STATISTICS

	RECORD	HOME	ROAD	OT	
OVERALL	3- 4	2- 1	1- 3		Head Coach: Gregg Popovich
Atlantic					Overall: 23 Years 170 Won 114 Lost .599 Pct.
Central					W/Club : 23 Years 170 Won 114 Lost .599 Pct.
Southeast					
EASTERN					
Southwest					
Northwest	3- 4	2- 1	1- 3		
Pacific					
WESTERN	3- 4	2- 1	1- 3		

TEAM WINNING & LOSING STREAKS:														
OVERALL					HOME					ROAD				
Loss- 1					Win - 1					Loss- 3				
Long:Win - 1					Win - 1					Win - 1				
Loss- 2					Loss- 1					Loss- 3				
Last:Win -04/25 vsDEN 120-103					Win -04/25 vsDEN 120-103					Win -04/13 @ DEN 101-96				
Loss-04/27 @ DEN 86-90					Loss-04/20 vsDEN 103-117					Loss-04/27 @ DEN 86-90				

	WON	LOST	OFFENSE	VsOPP	HOME	ATTENDANCE
Oct.	0	0				
Nov.			100+ 3- 2	If Opp W/L to date:	3	Games
Dec.			100+ 0- 2	.500+ 2- 2	55,062	Total
Jan.			Defense .500-	0- 2	18,354	Average
Feb.			100+ 2- 3		18,354	High
Mar.			100+ 1- 1		3	Sellouts
Apr.	3	4				

After 7 games last season: W 1 L 4

MARGINS	1	2	3	4	5	6	7	8	9	10	11	12	13	14	15	16	17	18	19	20	21	22	23
Won By:					1				1							1							
Lost By:				1					1					1									
	24	25	26	27	28	29	30	31	32	33	34	35	36	37	38	39	40	41	42	43	44	45	46+
Won By:																							
Lost By:																							

At Start Of:	OVERALL	HOME	ROAD	FG%	OVERALL	HOME	ROAD
2nd- Ahead:	3- 2	2- 1	1- 1	-44%	0- 2	0- 0	0- 2
- Behind:	0- 2	0- 0	0- 2	45-49%	2- 2	1- 1	1- 1
- Tied:	0- 0	0- 0	0- 0	50-54%	0- 0	0- 0	0- 0
3rd- Ahead:	3- 1	2- 0	1- 1	55-59%	1- 0	1- 0	0- 0
- Behind:	0- 2	0- 0	0- 2	+60%	0- 0	0- 0	0- 0
- Tied:	0- 1	0- 1	0- 0				
4th- Ahead:	3- 1	2- 0	1- 1				
- Behind:	0- 3	0- 1	0- 2				
- Tied:	0- 0	0- 0	0- 0				

SPURS 2019 PLAYOFF HIGHS

Through games of June 13
2018-2019 PLAYOFFS

SAN ANTONIO SPURS

PLAYER	MINUTES	FIELD GOALS	FREE THROWS	OFFENSIVE	DEFENSIVE	TOTAL	ASSISTS	STEALS	TURNOVERS	BLOCKED SHOTS	POINTS
LAMARCUS ALDRIDGE	41 APR. 27 at Den.	10 (2) APR. 25 vs Den.	8 APR. 16 at Den.	5 APR. 13 at Den.	9 APR. 27 at Den.	11 (2) APR. 27 at Den.	5T(2) APR. 25 vs Den.	2 (2) APR. 23 at Den.	2 (3) APR. 27 at Den.	3 APR. 27 at Den.	26 APR. 25 vs Den.
MARCO BELINELLI	23 (2) APR. 23 at Den.	3 (3) APR. 23 at Den.	3 APR. 25 vs Den.	0 APR. 25 vs Den.	4 APR. 13 at Den.	4 APR. 13 at Den.	2 (2) APR. 23 at Den.	0 APR. 23 at Den.	1 (2) APR. 25 vs Den.	1C(2) APR. 25 vs Den.	9 APR. 25 vs Den.
DAVIS BERTANS	20 (2) APR. 20 vs Den.	2 APR. 20 vs Den.	2 APR. 13 at Den.	0 APR. 13 at Den.	5C APR. 16 at Den.	5C APR. 16 at Den.	2 APR. 13 at Den.	0 APR. 13 at Den.	1 APR. 23 at Den.	1 APR. 13 at Den.	5 (2) APR. 20 vs Den.
DANTE CUNNINGHAM	5 APR. 23 at Den.	1 (2) APR. 23 at Den.	0 APR. 23 at Den.	1 (2) APR. 25 vs Den.	2 (2) APR. 25 vs Den.	3 APR. 25 vs Den.	0 APR. 25 vs Den.	0 APR. 25 vs Den.	0 APR. 25 vs Den.	0 APR. 25 vs Den.	3 (2) APR. 23 at Den.
DEMAR DEROZAN	43 APR. 27 at Den.	12 APR. 25 vs Den.	9 APR. 16 at Den.	3 APR. 13 at Den.	9T APR. 13 at Den.	12C APR. 13 at Den.	7 APR. 25 vs Den.	3 APR. 18 vs Den.	4 APR. 13 at Den.	1 APR. 13 at Den.	31 APR. 16 at Den.
BRYN FORBES	39C APR. 27 at Den.	7C APR. 27 at Den.	2 (2) APR. 27 at Den.	1T APR. 27 at Den.	5C(2) APR. 27 at Den.	6C APR. 27 at Den.	3C APR. 16 at Den.	1C APR. 16 at Den.	1T(3) APR. 25 vs Den.	1T APR. 20 vs Den.	19C APR. 27 at Den.
RUDY GAY	33 APR. 27 at Den.	8 APR. 27 at Den.	6 APR. 18 vs Den.	3T(2) APR. 18 vs Den.	7 APR. 18 vs Den.	10C APR. 18 vs Den.	3 APR. 16 at Den.	1 (3) APR. 27 at Den.	3 (2) APR. 18 vs Den.	2C(2) APR. 27 at Den.	21 APR. 27 at Den.
PATTY MILLS	29 APR. 27 at Den.	3 (2) APR. 25 vs Den.	6T APR. 20 vs Den.	1 APR. 16 at Den.	3 APR. 23 at Den.	3 (2) APR. 23 at Den.	6 APR. 25 vs Den.	3T APR. 25 vs Den.	2 APR. 25 vs Den.	1T APR. 13 at Den.	12 APR. 20 vs Den.
DONATAS MOTIEJUNAS	6 APR. 23 at Den.	3 APR. 20 vs Den.	1 APR. 20 vs Den.	2 APR. 23 at Den.	2 APR. 20 vs Den.	3 (2) APR. 23 at Den.	1 (2) APR. 23 at Den.	0 APR. 23 at Den.	0 APR. 23 at Den.	0 APR. 23 at Den.	7 APR. 20 vs Den.
JAKOB POELTL	31C APR. 18 vs Den.	6C APR. 23 at Den.	2 (2) APR. 20 vs Den.	5C(2) APR. 25 vs Den.	6C APR. 27 at Den.	9C(2) APR. 25 vs Den.	4C APR. 23 at Den.	1T(2) APR. 18 vs Den.	1 (3) APR. 25 vs Den.	2T APR. 16 at Den.	12C APR. 23 at Den.
QUINCY FONDEXTER	5 APR. 23 at Den.	0 APR. 23 at Den.	0 APR. 23 at Den.	0 APR. 23 at Den.	1 APR. 20 vs Den.	1 APR. 20 vs Den.	1 (2) APR. 23 at Den.	1 APR. 20 vs Den.	0 APR. 20 vs Den.	0 APR. 20 vs Den.	0 APR. 20 vs Den.
LONNIE IV WALKER	12C APR. 23 at Den.	1C(3) APR. 25 vs Den.	0C APR. 25 vs Den.	0C APR. 25 vs Den.	1C(2) APR. 23 at Den.	1C(2) APR. 23 at Den.	2C APR. 20 vs Den.	0C APR. 20 vs Den.	0C APR. 20 vs Den.	0C APR. 20 vs Den.	2C(3) APR. 25 vs Den.
DERRICK WHITE	33C APR. 18 vs Den.	15C APR. 18 vs Den.	5C APR. 18 vs Den.	1C APR. 16 at Den.	5C APR. 18 vs Den.	5C APR. 18 vs Den.	5C(3) APR. 20 vs Den.	3C APR. 18 vs Den.	4C(2) APR. 20 vs Den.	2C APR. 25 vs Den.	36C APR. 18 vs Den.
SPURS High Games	240 (7) APR. 27 at Den.	48 APR. 25 vs Den.	24 APR. 20 vs Den.	15 APR. 18 vs Den.	39 APR. 16 at Den.	50 APR. 16 at Den.	25 APR. 25 vs Den.	9 APR. 18 vs Den.	11 APR. 13 at Den.	7 APR. 25 vs Den.	120 APR. 25 vs Den.
SPURS Low Games	240 (7) APR. 27 at Den.	31 APR. 27 at Den.	9 APR. 23 at Den.	8 APR. 27 at Den.	30 APR. 18 vs Den.	41 APR. 25 vs Den.	17 APR. 23 at Den.	3 (3) APR. 27 at Den.	6 (2) APR. 27 at Den.	2 APR. 18 vs Den.	86 APR. 27 at Den.
OPPONENTS High Games	240 (7) APR. 27 at Den.	44 APR. 25 vs Den.	22 APR. 20 vs Den.	13 (2) APR. 27 at Den.	42 APR. 23 at Den.	53 APR. 27 at Den.	31 APR. 18 vs Den.	8 APR. 13 at Den.	14 APR. 23 at Den.	8 APR. 27 at Den.	117 APR. 20 vs Den.
OPPONENTS Low Games	240 (7) APR. 27 at Den.	35 APR. 27 at Den.	9 (2) APR. 25 vs Den.	7 (2) APR. 23 at Den.	25 APR. 25 vs Den.	37 (2) APR. 25 vs Den.	21 APR. 27 at Den.	3 (2) APR. 27 at Den.	6 (2) APR. 27 at Den.	1 APR. 18 vs Den.	90 APR. 27 at Den.

"C" indicates a new career-high, "T" a tied career-high.

Numbers in parentheses indicate the number of games in which a player or team has reached a given total (if more than one).

SPURS POSTSEASON HIGHS & LOWS

SPURS POSTSEASON TEAM HIGHS AND LOWS 2018-19		
CATEGORY	HIGH	LOW
Total Points	120 vs. Denver Game 6	86 at Denver Game 7
Points in 1 st quarter	34 two times	13 at Denver Game 7
Points in 2 nd quarter	34 at Denver Game 1	20 vs. Denver Game 4
Points in first half	64 vs. Denver Game 6	34 at Denver Game 7
Points in 3 rd quarter	27 two times	13 at Denver Game 1
Points in 4 th quarter	30 two times	23 at Denver Game 2
Points in 2 nd half	57 vs. Denver Game 3	42 at Denver Game 1
Points in OT	---	---
FG's made	48 vs. Denver Game 6	31 at Denver Game 7
FG's attempted	90 at Denver Game 5	79 vs. Denver Game 4
FG %	.571 vs. Denver Game 6	.365 at Denver Game 7
3-pt FG's made	10 vs. Denver Game 6	5 two times
3-pt FG's attempted	24 two times	15 at Denver Game 1
3-pt FG %	.467 at Denver Game 1	.261 at Denver Game 7
FT's made	24 vs. Denver Game 4	9 at Denver Game 5
FT's attempted	32 two times	15 at Denver Game 5
FT %	.900 at Denver Game 7	.600 at Denver Game 5
Rebounds	50 at Denver Game 2	41 vs. Denver Game 6
Offensive rebounds	15 vs. Denver Game 3	8 at Denver Game 7
Defensive rebounds	39 at Denver Game 2	30 vs. Denver Game 3
Assists	25 vs. Denver Game 6	17 at Denver Game 5
Steals	9 vs. Denver Game 3	3 three times
Turnovers	11 at Denver Game 1	6 two times
Blocked shots	7 vs. Denver Game 6	2 vs. Denver Game 3
Points in the paint	62 vs. Denver Game 3	32 at Denver Game 1
2nd chance points	18 vs. Denver Game 3	7 two times
Fast break points	21 vs. Denver Game 3	2 at Denver Game 1
OPPONENT POSTSEASON TEAM HIGHS AND LOWS 2018-19		
CATEGORY	HIGH	LOW
Total Points	117 vs. Denver Game 4	90 at Denver Game 7
Points in 1 st quarter	26 at Denver Game 5	20 at Denver Game 1
Points in 2 nd quarter	36 two times	24 at Denver Game 7
Points in first half	60 vs. Denver Game 6	47 at Denver Game 7
Points in 3 rd quarter	37 vs. Denver Game 4	17 at Denver Game 1
Points in 4 th quarter	39 at Denver Game 2	18 two times
Points in 2 nd half	65 at Denver Game 2	43 two times
Points in OT	---	---
FG's made	44 vs. Denver Game 6	35 at Denver Game 7
FG's attempted	96 vs. Denver Game 6	78 at Denver Game 5
FG %	.519 vs. Denver Game 3	.398 at Denver Game 7
3-pt FG's made	15 two times	2 at Denver Game 7
3-pt FG's attempted	33 at Denver Game 5	20 at Denver Game 7
3-pt FG %	.517 vs. Denver Game 3	.100 at Denver Game 7
FT's made	22 vs. Denver Game 4	9 two times
FT's attempted	26 at Denver Game 2	12 vs. Denver Game 6
FT %	.917 vs. Denver Game 4	.529 vs. Denver Game 3
Rebounds	53 at Denver Game 7	37 two times
Offensive rebounds	13 two times	7 two times
Defensive rebounds	42 at Denver Game 5	25 vs. Denver Game 6
Assists	31 vs. Denver Game 3	21 at Denver Game 7
Steals	8 at Denver Game 1	3 two times
Turnovers	14 at Denver Game 5	6 two times
Blocked shots	8 at Denver Game 7	1 vs. Denver Game 3
Points in the paint	72 vs. Denver Game 6	38 at Denver Game 5
2nd chance points	28 vs. Denver Game 6	8 two times
Fast break points	21 at Denver Game 2	0 at Denver Game 1

NBA PLAYOFF LEADERS

PLAYOFFS / INCLUDES GAMES OF THURSDAY, JUNE 13, 2019

SCORING AVERAGE					REBOUNDS PER GAME					ASSISTS PER GAME					
G	FG	FT	PTS	AVG	G	OFF	DEF	TOT	AVG	G	AST	AVG	G	AST	AVG
Harden, Hou.	11	109	82	348	31.6	Drummond, Det.	4	20	32	52	13.0	Westbrook, OKC.	5	53	10.6
Leonard, Tor.	24	243	191	732	30.5	Jokic, Den.	14	54	128	182	13.0	Rubio, Utah	5	43	8.6
George, OKC.	5	44	40	143	28.6	Antetokounmpo, Mil.	15	36	147	183	12.2	Green, G.S.	22	187	8.5
Curry, G.S.	22	190	148	620	28.2	Embiid, Phi.	11	21	94	115	10.5	Jokic, Den.	14	118	8.4
Lillard, Por.	16	138	95	430	26.9	Capela, Hou.	11	41	72	113	10.3	Williams, LA-C	6	46	7.7
Antetokounmpo, Mil.	15	129	107	383	25.5	Gobert, Utah	5	23	28	51	10.2	Irving, Bos.	9	63	7.0
Jokic, Den.	14	132	66	352	25.1	Green, G.S.	22	41	182	223	10.1	Jackson, Det.	4	28	7.0
McCollum, Por.	16	154	41	395	24.7	Kanter, Por.	16	52	102	154	9.6	Harden, Hou.	11	73	6.6
Westbrook, OKC.	5	40	23	114	22.8	Aldridge, S.A.	7	19	48	67	9.6	Lillard, Por.	16	106	6.6
DeRozan, S.A.	7	58	38	154	22.0	Harris, Phi.	12	12	98	110	9.2	Lowry, Tor.	24	159	6.6
Williams, LA-C	6	45	34	130	21.7	Leonard, Tor.	24	54	164	218	9.1	B. Simmons, Phi.	12	72	6.0
Mitchell, Utah	5	36	24	107	21.4	Horford, Bos.	9	13	68	81	9.0	Curry, G.S.	22	126	5.7
Irving, Bos.	9	69	36	192	21.3	Westbrook, OKC.	5	7	38	45	9.0	Paul, Hou.	11	60	5.5
Murray, Den.	14	107	56	298	21.3	George, OKC.	5	6	37	43	8.6	Butler, Phi.	12	62	5.2
LeVert, Bkn.	5	36	21	105	21.0	Morris, Bos.	9	12	61	73	8.1	Ingles, Utah	5	25	5.0
Thompson, G.S.	21	164	37	435	20.7	Beverley, LA-C	6	8	40	48	8.0	Antetokounmpo, Mil.	15	73	4.9
Embiid, Phi.	11	68	74	222	20.2	Vucevic, Orl.	5	9	31	40	8.0	Murray, Den.	14	66	4.7
Aldridge, S.A.	7	55	27	140	20.0	Poeltl, S.A.	7	25	29	54	7.7	Beverley, LA-C	6	28	4.7
Gallinari, LA-C	6	39	28	119	19.8	Tucker, Hou.	11	19	63	82	7.5	DeRozan, S.A.	7	32	4.6
Butler, Phi.	12	79	63	233	19.4	Favors, Utah	5	15	22	37	7.4	Horford, Bos.	9	40	4.4
FIELD GOAL PCT.					3-PT FIELD GOAL PCT.					FREE THROW PCT.					
FG	FGA	PCT	3-PT	PCT	3FG	3GA	PCT	FT	FTA	PCT	FT	FTA	PCT	PCT	
Harrell, LA-C	46	63	.730	Kennard, Det.	9	15	.600	Carroll, Bkn.	8	8	1.000				
Adams, OKC.	28	42	.667	Evans, Ind.	11	20	.550	Griffin, Det.	7	7	1.000				
Favors, Utah	23	36	.639	Green, LA-C	12	23	.522	Harris, Bkn.	8	8	1.000				
B. Simmons, Phi.	72	116	.621	Gilgeous-Alexand, LA	9	18	.500	Hayward, Bos.	19	19	1.000				
Allen, Bkn.	19	32	.594	Forbes, S.A.	15	31	.484	Iwundu, Orl.	9	9	1.000				
Gobert, Utah	19	32	.594	Augustin, Orl.	10	21	.476	Shamet, LA-C	10	10	1.000				
Capela, Hou.	46	82	.561	Craig, Den.	17	36	.472	Curry, G.S.	148	157	.943				
D. White, S.A.	41	75	.547	Griffin, Det.	6	13	.462	Murray, Den.	56	62	.903				
Green, LA-C	23	43	.535	LeVert, Bkn.	12	26	.462	Durant, G.S.	102	113	.903				
Hill, Mil.	63	118	.534	Rivers, Hou.	16	35	.457	Thompson, G.S.	37	41	.902				
STEALS PER GAME					BLOCKS PER GAME					MINUTES PER GAME					
G	STL	AVG	G	BLK	AVG	G	MIN	AVG	G	MIN	AVG	G	MIN	AVG	
T. Young, Ind.	4	11	2.75	Gobert, Utah	5	13	2.60	George, OKC.	5	204	40.8				
Rubio, Utah	5	12	2.40	Embiid, Phi.	11	25	2.27	Lillard, Por.	16	650	40.6				
Ingles, Utah	5	11	2.20	Antetokounmpo, Mil.	15	30	2.00	Jokic, Den.	14	557	39.8				
Harden, Hou.	11	24	2.18	Grant, OKC.	5	10	2.00	McCollum, Por.	16	635	39.7				
Paul, Hou.	11	24	2.18	Lopez, Mil.	15	28	1.87	Westbrook, OKC.	5	197	39.5				
Bogdanovic, Ind.	4	8	2.00	Favors, Utah	5	9	1.80	Leonard, Tor.	24	939	39.1				
Tucker, Hou.	11	19	1.73	Turner, Ind.	4	7	1.75	Thompson, G.S.	21	818	39.0				
Lillard, Por.	16	27	1.69	Green, G.S.	22	33	1.50	Tucker, Hou.	11	426	38.7				
Leonard, Tor.	24	40	1.67	Collins, Por.	16	21	1.31	Green, G.S.	22	851	38.7				
Mitchell, Utah	5	8	1.60	2 tied			1.25	Mitchell, Utah	5	193	38.6				





SPURS
HISTORY



FRANCHISE WON-LOST BY YEAR

Year	Team	Home W-L	Away W-L	Overall	Finish In Division	Playoffs
67-68	Dallas (ABA)	29-10	17-22	46-32	Second	D. Houston 3-0, L. New Orleans 1-4
68-69	Dallas (ABA)	25-14	16-23	41-37	Fourth	L. New Orleans 3-4
69-70	Dallas (ABA)	26-15	19-24	45-39	Second	L. LA Lakers 2-4
70-71	Texas (ABA)	17-24	13-30	30-54	Fifth	L. Utah 0-4
71-72	Dallas (ABA)	27-17	15-25	42-42	Third	L. Utah 0-4
72-73	Dallas (ABA)	21-21	7-35	28-56	Fifth	None
73-74	San Antonio (ABA)	27-15	18-24	45-39	Third	L. Indiana 3-4
74-75	San Antonio (ABA)	32-10	19-23	51-33	Second	L. Indiana 2-4
75-76	San Antonio (ABA)	30-12	20-22	50-34	Third	L. New York 3-4
76-77	San Antonio	31-10	13-28	44-38	Third	L. Boston 0-2
77-78	San Antonio	32-9	20-21	52-30	First	L. Washington 2-4
78-79	San Antonio	29-12	19-22	48-34	First	D. Philadelphia 4-3, L. Washington 3-4
79-80	San Antonio	27-14	14-27	41-41	Second	L. Houston 1-2
80-81	San Antonio	34-7	18-23	52-30	First	L. Houston 3-4
81-82	San Antonio	29-12	19-22	48-34	First	D. Seattle 4-1, L. LA Lakers 0-4
82-83	San Antonio	31-10	22-19	53-29	First	D. Denver 4-1, L. LA Lakers 2-4
83-84	San Antonio	28-13	9-32	37-45	Fifth	None
84-85	San Antonio	30-11	11-30	41-41	Fourth	L. Denver 2-3
85-86	San Antonio	21-20	14-27	35-47	Sixth	L. LA Lakers 0-3
86-87	San Antonio	21-20	7-34	28-54	Sixth	None
87-88	San Antonio	23-18	8-33	31-51	Fifth	L. LA Lakers 0-3
88-89	San Antonio	18-23	3-38	21-61	Fifth	None
89-90	San Antonio	34-7	22-19	56-26	First	D. Denver 3-0, L. Portland 3-4
90-91	San Antonio	33-8	22-19	55-27	First	L. Golden St. 1-3
91-92	San Antonio	31-10	16-25	47-35	Second	L. Phoenix 0-3
92-93	San Antonio	31-10	18-23	49-33	Second	D. Portland 3-1, L. Phoenix 2-4
93-94	San Antonio	32-9	23-18	55-27	Second	L. Utah 1-3
94-95	San Antonio	33-8	29-12	62-20	First	D. Denver 3-0, D. LA Lakers 4-2 L. Houston 2-4
95-96	San Antonio	33-8	26-15	59-23	First	D. Phoenix 3-1, L. Utah 2-4
96-97	San Antonio	12-29	8-33	20-62	Sixth	None
97-98	San Antonio	31-10	25-16	56-26	Second	D. Phoenix 3-1, L. Utah 1-4
98-99	San Antonio	21-4	16-9	37-13	First	D. Minnesota 3-1, D. LA Lakers 4-0 D. Portland 4-0, D. New York 4-1
99-00	San Antonio	31-10	22-19	53-29	Second	L. Phoenix 1-3
00-01	San Antonio	33-8	25-16	58-24	First	D. Minnesota 3-1, D. Dallas 4-1 L. LA Lakers 0-4
01-02	San Antonio	32-9	26-15	58-24	First	D. Seattle 3-2 L. LA Lakers 1-4
02-03	San Antonio	33-8	27-14	60-22	First	D. Phoenix 4-2, D. LA Lakers 4-2 D. Dallas 4-2, D. New Jersey 4-2
03-04	San Antonio	33-8	24-17	57-25	Second	D. Memphis 4-0, L. LA Lakers 2-4
04-05	San Antonio	38-3	21-20	59-23	First	D. Denver 4-1, D. Seattle 4-2 D. Phoenix 4-1, D. Detroit 4-3
05-06	San Antonio	34-7	29-12	63-19	First	D. Sacramento 4-2, L. Dallas 3-4
06-07	San Antonio	31-10	27-14	58-24	Second	D. Denver 4-1, D. Phoenix 4-2 D. Utah 4-1, D. Cleveland 4-0
07-08	San Antonio	34-7	22-19	56-26	Second	D. Phoenix 4-1, D. New Orleans 4-3 L. LA Lakers 1-4
08-09	San Antonio	28-13	26-15	54-28	First	L. Dallas 1-4
09-10	San Antonio	29-12	21-20	50-32	Second	D. Dallas 4-2, L. Phoenix 0-4
10-11	San Antonio	36-5	25-16	61-21	First	L. Memphis 2-4
11-12	San Antonio	28-5	22-11	50-16	First	D. Utah 4-0, D. L.A. Clippers 4-0, L. Oklahoma City 2-4
12-13	San Antonio	35-6	23-18	58-24	First	D. L.A. Lakers 4-0, D. Golden State 4-2, D. Memphis 4-0, L. Miami 3-4
13-14	San Antonio	32-9	30-11	62-20	First	D. Dallas 4-3, D. Portland 4-1, D. Oklahoma City 4-2 D. Miami 4-1
14-15	San Antonio	33-8	22-19	55-27	Third	L. Los Angeles Clippers, 3-4
15-16	San Antonio	40-1	27-14	67-15	First	D. Memphis 4-0, L. Oklahoma City 2-4
16-17	San Antonio	31-10	30-11	61-21	Second	D. Memphis 4-2, D. Houston 4-2, L. Golden State 0-4
17-18	San Antonio	33-8	14-27	47-35	Third	L. Golden State 1-4
18-19	San Antonio	32-9	16-25	48-34	Second	L. Denver 3-4
TOTALS		1535-576	1005-1106	2540-1682		239-213
San Antonio Totals		1390-475	918-947	2308-1422		230-193
NBA Totals		1301-448	861-878	2162-1316		222-181

ALL-TIME SPURS ATTENDANCE

YEARLY ATTENDANCE - REGULAR SEASON

YEAR	LEAGUE	CITY	GAMES	HIGH	TOTAL	AVG.
73-74	ABA	San Antonio	42	11,240	258,434	6,153
74-75	ABA	San Antonio	42	11,146	329,844	7,853
75-76	ABA	San Antonio	42	11,717	336,083	8,002
76-77	NBA	San Antonio	41	12,594	376,136	9,174
77-78	NBA	San Antonio	41	11,489	373,707	9,115
78-79	NBA	San Antonio	41	15,764	489,207	11,932
79-80	NBA	San Antonio	41	15,812	468,657	11,431
80-81	NBA	San Antonio	41	16,114	440,553	10,745
81-82	NBA	San Antonio	41	14,973	434,243	10,591
82-83	NBA	San Antonio	41	15,782	397,489	9,743
83-84	NBA	San Antonio	41	13,972	375,900	9,168
84-85	NBA	San Antonio	41	15,180	364,398	8,888
85-86	NBA	San Antonio	41	15,786	336,407	8,205
86-87	NBA	San Antonio	41	15,786	328,368	8,009
87-88	NBA	San Antonio	41	15,786	346,960	8,462
88-89	NBA	San Antonio	41	15,861	459,514	11,208
89-90	NBA	San Antonio	41	15,910	603,660	14,723
90-91	NBA	San Antonio	41	15,908	651,965	15,902
91-92	NBA	San Antonio	41	16,057	658,337	16,057
92-93	NBA	San Antonio	41	16,057	658,337	16,057
93-94	NBA	San Antonio	41	36,523	904,167	22,053
94-95	NBA	San Antonio	41	35,888	920,413	22,449
95-96	NBA	San Antonio	41	35,888	811,422	19,791
96-97	NBA	San Antonio	41	37,058	706,641	17,235
97-98	NBA	San Antonio	41	37,492	783,455	19,109
98-99	NBA	San Antonio	25	35,122	527,357	21,094
99-00	NBA	San Antonio	41	35,217	889,444	21,694
00-01	NBA	San Antonio	41	35,944	913,175*	22,273*
01-02	NBA	San Antonio	41	35,052	906,390*	22,107*
02-03	NBA	San Antonio	41	18,797	735,970	17,950
03-04	NBA	San Antonio	41	18,797	739,706	18,042
04-05	NBA	San Antonio	41	18,797	750,970	18,316
05-06	NBA	San Antonio	41	18,797	770,677	18,797
06-07	NBA	San Antonio	41	18,797	764,823	18,654
07-08	NBA	San Antonio	41	18,797	761,149	18,565
08-09	NBA	San Antonio	41	18,797	749,048	18,269
09-10	NBA	San Antonio	41	18,581	741,676	18,090
10-11	NBA	San Antonio	41	18,581	750,879	18,314
11-12	NBA	San Antonio	33	18,581	607,095	18,397
12-13	NBA	San Antonio	41	18,581	755,522	18,427
13-14	NBA	San Antonio	41	18,581	736,789	17,970
14-15	NBA	San Antonio	41	19,615	762,855	18,606
15-16	NBA	San Antonio	41	18,418	756,445	18,449
16-17	NBA	San Antonio	41	18,615	755,178	18,419
17-18	NBA	San Antonio	41	18,935	754,571	18,404
18-19	NBA	San Antonio	41	18,756	750,616	18,308
Totals			1,820	37,492	27,984,843	15,376

*Led NBA

SAN ANTONIO SPURS ALL-TIME COACHES

Coach	Years	W	L	Percentage
Gregg Popovich	1996-Present	1,245	575	.684
Doug Moe	1976-1980	177	135	.567
Stan Albeck	1980-1983	153	93	.622
Larry Brown	1988-1992	153	131	.537
Bob Bass	1974-1976; 1980; 1984; 1992	144	108	.569
Bob Hill	1994-1996	124	58	.681
John Lucas	1992-1994	94	49	.657
Cotton Fitzsimmons	1984-1986	76	88	.463
Tom Nissalke	1973-1974	62	49	.559
Bob Weiss	1986-1988	59	105	.360
Morris McHone	1983	11	20	.355
Jerry Tarkanian	1992	9	11	.450
Rex Hughes	1992	1	0	1.000
TOTALS		2308	1422	.619

SPURS ALL-TIME REGULAR SEASON LEADERS

(NBA SEASONS ONLY)

GAMES

1,392 – Tim Duncan
1,198 – Tony Parker
1,057 – Manu Ginobili
987 – David Robinson
709 – George Gervin
669 – Sean Elliott
644 – Avery Johnson
632 – Matt Bonner
630 – Bruce Bowen
531 – Patty Mills

FG ATTEMPTED

20,334 – Tim Duncan
15,367 – Tony Parker
14,647 – George Gervin
14,221 – David Robinson
10,262 – Manu Ginobili
8,429 – Mike Mitchell
7,499 – Sean Elliott
5,678 – Larry Kenon
5,544 – Avery Johnson
5,327 – Alvin Robertson

3-PT FG ATTEMPTED

4,055 – Manu Ginobili
2,421 – Danny Green
2,179 – Patty Mills
1,632 – Bruce Bowen
1,588 – Matt Bonner
1,552 – Tony Parker
1,485 – Sean Elliott
1,370 – Kawhi Leonard
1,282 – Michael Finley
1,184 – Chuck Person

FT ATTEMPTED

8,468 – Tim Duncan
8,201 – David Robinson
5,061 – George Gervin
4,401 – Tony Parker
4,089 – Manu Ginobili
2,643 – Sean Elliott
2,370 – Artis Gilmore
1,888 – Mike Mitchell
1,815 – Mark Olberding
1,500 – Avery Johnson

POINTS

26,496 – Tim Duncan
20,790 – David Robinson
19,383 – George Gervin
18,943 – Tony Parker
14,043 – Manu Ginobili
9,799 – Mike Mitchell
9,659 – Sean Elliott
6,733 – Larry Kenon
6,654 – Kawhi Leonard
6,486 – Avery Johnson

FG PCT. (500 MADE)

.620 – Artis Gilmore (2,208-3,562)
.560 – Tiago Splitter (978-1,746)
.553 – Will Perdue (606-1,096)
.548 – Walter Berry (941-1,718)
.544 – Gene Banks (1,529-2,811)
.528 – DeJuan Blair (836-1,582)
.524 – Frank Brickowski (983-1,876)
.518 – David Robinson (7,365-14,221)
.514 – George Gervin (7,526-14,647)
.511 – Antoine Carr (816-1,597)

3-PT FG PCT. (100 MADE)

.444 – Pau Gasol (104-234)
.426 – Terry Porter (236-554)
.426 – Steve Smith (155-364)
.425 – Danny Ferry (134-315)
.419 – Hedo Turkoglu (101-241)
.413 – Matt Bonner (656-1,588)
.406 – Bryn Forbes (282-694)
.405 – Bruce Bowen (661-1,632)
.404 – Brent Barry (356-881)
.404 – Davis Bertans (308-763)

FT PCT. (400 MADE)

.861 – Johnny Dawkins (451-524)
.860 – Patty Mills (443-515)
.850 – James Silas (1,194-1,404)
.846 – Kawhi Leonard (1,267-1,497)
.841 – George Gervin (4,258-5,061)
.836 – LaMarcus Aldridge (1,162-1,384)
.828 – Vinny Del Negro (733-885)
.827 – Manu Ginobili (3,380-4,089)
.827 – Mike Gale (431-521)
.826 – Larry Kenon (1,134-1,373)

FG MADE

10,285 – Tim Duncan
7,564 – Tony Parker
7,526 – George Gervin
7,365 – David Robinson
4,584 – Manu Ginobili
4,152 – Mike Mitchell
3,492 – Sean Elliott
2,799 – Larry Kenon
2,700 – Avery Johnson
2,570 – Alvin Robertson

3-PT FG MADE

1,495 – Manu Ginobili
959 – Danny Green
856 – Patty Mills
661 – Bruce Bowen
656 – Matt Bonner
563 – Sean Elliott
529 – Kawhi Leonard
506 – Tony Parker
490 – Michael Finley
457 – Chuck Person

FT MADE

6,035 – David Robinson
5,896 – Tim Duncan
4,258 – George Gervin
3,380 – Manu Ginobili
3,309 – Tony Parker
2,112 – Sean Elliott
1,711 – Artis Gilmore
1,480 – Mike Mitchell
1,466 – Mark Olberding
1,267 – Kawhi Leonard

REBOUNDS

15,091 – Tim Duncan
10,497 – David Robinson
3,697 – Manu Ginobili
3,671 – Artis Gilmore
3,392 – George Gervin
3,313 – Tony Parker
3,217 – Larry Kenon
2,941 – Sean Elliott
2,683 – Mike Mitchell
2,579 – Mark Olberding

SPURS ALL-TIME REGULAR SEASON LEADERS

(NBA SEASONS ONLY)

ASSISTS

6,829 – Tony Parker
4,474 – Avery Johnson
4,225 – Tim Duncan
4,001 – Manu Ginobili
3,865 – Johnny Moore
2,441 – David Robinson
2,094 – Alvin Robertson
2,070 – George Gervin
1,874 – Willie Anderson
1,700 – Sean Elliott

PERSONAL FOULS

3,304 – Tim Duncan
2,835 – David Robinson
2,212 – Manu Ginobili
2,121 – George Gervin
2,006 – Tony Parker
1,628 – Mark Olberding
1,452 – Sean Elliott
1,336 – Alvin Robertson
1,325 – Johnny Moore
1,318 – Bruce Bowen

DISQUALIFICATIONS

36 – George Gervin
29 – David Robinson
27 – Mark Olberding
25 – Frank Brickowski
19 – Willie Anderson
19 – Coby Dietrick
17 – Alvin Robertson
17 – Artis Gilmore
17 – Mike Mitchell
17 – Tim Duncan

STEALS

1,392 – Manu Ginobili
1,388 – David Robinson
1,128 – Alvin Robertson
1,032 – Tony Parker
1,025 – Tim Duncan
1,017 – Johnny Moore
892 – George Gervin
723 – Kawhi Leonard
712 – Avery Johnson
680 – Mike Gale

TURNOVERS

3,380 – Tim Duncan
2,790 – Tony Parker
2,417 – David Robinson
2,116 – Manu Ginobili
1,976 – George Gervin
1,262 – Avery Johnson
1,199 – Sean Elliott
1,160 – Johnny Moore
1,148 – Alvin Robertson
1,008 – Artis Gilmore

BLOCKED SHOTS

3,020 – Tim Duncan
2,954 – David Robinson
700 – Artis Gilmore
647 – George Gervin
543 – Billy Paultz
512 – George Johnson
450 – Danny Green
370 – Rasho Nesterovic
366 – LaMarcus Aldridge
319 – Manu Ginobili

SPURS CAREER AVERAGE LEADERS

(PLAYERS WITH A MINIMUM OF 150 GAMES WITH SPURS)

POINTS

1. George Gervin	27.3
2. Larry Kenon	21.2
3. David Robinson	21.1
4. Mike Mitchell	20.1
5. LaMarcus Aldridge	20.0

ASSISTS

1. Johnny Moore	7.4
2. Avery Johnson	6.9
3. Tony Parker	5.7
4. Johnny Dawkins	5.6
5. Alvin Robertson	5.4

REBOUNDS

1. Tim Duncan	10.8
2. David Robinson	10.6
3. Larry Kenon	10.1
4. Artis Gilmore	9.7
5. LaMarcus Aldridge	8.4

BLOCKS

1. George Johnson	3.26
2. David Robinson	2.99
3. Tim Duncan	2.17
4. Billy Paultz	2.11
5. Artis Gilmore	1.84

SPURS LEADERS BY YEAR

(NBA SEASONS ONLY)

SCORING	GP	PTS.	AVG.
76-77	George Gervin	82	1895
77-78	George Gervin	82	2237
78-79	George Gervin	80	2365
79-80	George Gervin	78	2585
80-81	George Gervin	82	2221
81-82	George Gervin	79	2551
82-83	George Gervin	78	2043
83-84	George Gervin	70	1963
84-85	Mike Mitchell	82	1824
85-86	Mike Mitchell	82	1921
86-87	Alvin Robertson	81	1435
87-88	Alvin Robertson	82	1610
88-89	Willie Anderson	81	1508
89-90	David Robinson	82	1993
90-91	David Robinson	82	2101
91-92	David Robinson	68	1578
92-93	David Robinson	82	1916
93-94	David Robinson	80	2383
94-95	David Robinson	81	2238
95-96	David Robinson	82	2051
96-97	Dominique Wilkins	63	1145
97-98	David Robinson	73	1574
98-99	Tim Duncan	50	1084
99-00	Tim Duncan	74	1716
00-01	Tim Duncan	82	1820
01-02	Tim Duncan	82	2089
02-03	Tim Duncan	81	1884
03-04	Tim Duncan	69	1538
04-05	Tim Duncan	66	1342
05-06	Tony Parker	80	1510
06-07	Tim Duncan	80	1599
07-08	Manu Ginobili	79	1442
08-09	Tony Parker	72	1581
09-10	Tim Duncan	78	1395
10-11	Tony Parker	78	1368
11-12	Tony Parker	60	1095
12-13	Tony Parker	66	1341
13-14	Tony Parker	68	1130
14-15	Kawhi Leonard	64	1057
15-16	Kawhi Leonard	72	1523
16-17	Kawhi Leonard	74	1888
17-18	LaMarcus Aldridge	75	1735
18-19	LaMarcus Aldridge	81	1727

REBOUNDING	GP	REB	AVG.
76-77	Larry Kenon	78	879
77-78	Larry Kenon	81	773
78-79	Larry Kenon	81	790
79-80	Larry Kenon	79	900
80-81	Dave Corzine	82	636
81-82	Dave Corzine	82	629
82-83	Artis Gilmore	82	984
83-84	Artis Gilmore	64	662
84-85	Artis Gilmore	81	846
85-86	Artis Gilmore	71	600
86-87	David Greenwood	79	783
87-88	Frank Brickowski	70	483
88-89	Greg Anderson	82	676
89-90	David Robinson	82	983
90-91	David Robinson	82	1063
91-92	David Robinson	82	926
92-93	David Robinson	82	956
93-94	Dennis Rodman	79	1367
94-95	Dennis Rodman	49	823
95-96	David Robinson	82	1000
96-97	Will Perdue	65	638
97-98	Tim Duncan	82	977
98-99	Tim Duncan	50	971
99-00	Tim Duncan	74	918
00-01	Tim Duncan	82	997
01-02	Tim Duncan	82	1042
02-03	Tim Duncan	81	1043
03-04	Tim Duncan	69	859
04-05	Tim Duncan	66	732
05-06	Tim Duncan	80	881
06-07	Tim Duncan	80	846
07-08	Tim Duncan	78	881
08-09	Tim Duncan	75	800
09-10	Tim Duncan	78	845
10-11	Tim Duncan	76	678
11-12	Tim Duncan	58	520
12-13	Tim Duncan	69	686
13-14	Tim Duncan	74	721
14-15	Tim Duncan	77	704
15-16	LaMarcus Aldridge	74	632
16-17	LaMarcus Aldridge	72	523
17-18	LaMarcus Aldridge	75	635
18-19	LaMarcus Aldridge	81	744

ASSISTS	GP	AST	AVG.
76-77	Mike Gale	82	473
77-78	Mike Gale	80	376
78-79	Mike Gale	70	374
79-80	James Silas	77	347
80-81	Johnny Moore	82	762
81-82	Johnny Moore	79	763
82-83	Johnny Moore	75	753
83-84	Johnny Moore	63	673
84-85	Johnny Moore	82	816
85-86	Johnny Moore	28	252
86-87	Alvin Robertson	81	421
87-88	Johnny Dawkins	65	480
88-89	Johnny Dawkins	37	7
89-90	Rod Strickland	51	249
90-91	Rod Strickland	58	463
91-92	Rod Strickland	57	491
92-93	Avery Johnson	75	561

ASSISTS	GP	AST	AVG.
93-94	David Robinson	80	381
94-95	Avery Johnson	82	679
95-96	Avery Johnson	82	789
96-97	Avery Johnson	76	513
97-98	Avery Johnson	75	591
98-99	Avery Johnson	50	369
99-00	Avery Johnson	82	491
00-01	Avery Johnson	94	737
01-02	Tony Parker	77	334
02-03	Tony Parker	82	432
03-04	Tony Parker	75	411
04-05	Tony Parker	80	491
05-06	Tony Parker	80	460
06-07	Tony Parker	77	420
07-08	Tony Parker	69	411
08-09	Tony Parker	72	496
09-10	Manu Ginobili	75	370
10-11	Tony Parker	78	513
11-12	Tony Parker	60	463
12-13	Tony Parker	66	499
13-14	Tony Parker	68	388
14-15	Tony Parker	68	335
15-16	Tony Parker	72	379
16-17	Tony Parker	63	285
17-18	Tony Parker	55	195
18-19	DeMar DeRozan	77	475

FG PERCENTAGE	FGM-FGA	PCT.
76-77	George Gervin	726-1335
77-78	George Gervin	864-1611
78-79	George Gervin	947-1749
79-80	Paul Griffin	173-313
80-81	Kevin Restani	192-369
81-82	Mike Mitchell	524-973
82-83	Artis Gilmore	556-888
83-84	Artis Gilmore	351-556
84-85	Artis Gilmore	332-854
85-86	Steve Johnson	362-573
86-87	Artis Gilmore	346-520
87-88	Walter Berry	540-960
88-89	Frank Brickowski	337-654
89-90	David Robinson	690-1300
90-91	David Robinson	754-1365
91-92	David Robinson	592-1074
92-93	Antoine Carr	379-705
93-94	David Robinson	840-1658
94-95	David Robinson	788-1487
95-96	Will Perdue	173-331
96-97	Will Perdue	233-410
97-98	Tim Duncan	706-1287
98-99	David Robinson	268-527
99-00	David Robinson	528-1031
00-01	Tim Duncan	702-1406
01-02	Tim Duncan	764-1504
02-03	Tim Duncan	714-1392
03-04	Tim Duncan	592-1181
04-05	Tim Duncan	517-1042
05-06	Tony Parker	623-1136
06-07	Fabrizio Oberto	158-281
07-08	Fabrizio Oberto	180-296
08-09	Tony Parker	639-1263
09-10	DeJuan Blair	275-495
10-11	Tony Parker	555-1069
11-12	Tim Duncan	212-343
12-13	Tim Duncan	315-563
13-14	Tim Duncan	181-346
14-15	Tim Duncan	169-303
15-16	David West	144-448
16-17	Dewayne Dedmon	161-259
17-18	LaMarcus Aldridge	687-1347
18-19	Jakob Poeltl	187-290

3-PT. FG PERCENTAGE	FGM-FGA	PCT.
79-80	George Gervin	32-102
80-81	George Gervin	9-35
81-82	Mike Bratz	46-138
82-83	Mike Dunleavy	37-194
83-84	Johnny Moore	28-87
84-85	Johnny Moore	25-89
85-86	Jon Sundvold	21-60
86-87	Jon Sundvold	50-149
87-88	Leon Wood	43-108
88-89	Vernon Maxwell	32-129
89-90	Terry Cummings	19-59
90-91	Sean Elliott	20-64
91-92	Sean Elliott	25-82
92-93	Dale Ellis	119-297
93-94	Dale Ellis	131-332
94-95	Sean Elliott	136-333
95-96	Sean Elliott	161-392
96-97	Cory Alexander	94-252
97-98	Jaren Jackson	112-297
98-99	Mario Elie	40-107
99-00	Terry Porter	90-207
00-01	Danny Ferry	70-156
01-02	Steve Smith	116-246
02-03	Steve Bowen	101-219
03-04	Hedo Turkoglu	101-241
04-05	Hedo Turkoglu	101-241
05-06	Beno Udrih	158-442
06-07	Bruce Bowen	104-245
07-08	Brent Barry	128-287
08-09	Brent Barry	48-112
09-10	Matt Bonner	118-268
10-11	George Hill	75-188
11-12	Matt Bonner	105-230
	Danny Green	102-234

SPURS LEADERS BY YEAR

(NBA SEASONS ONLY)

3-PT. FG PERCENTAGE	Min. 75 Attempts	FGM-FGA	PCT.
12-13	Danny Green	177-413	.429
13-14	Patty Mills	309-666	.425
14-15	Tony Parker	38-89	.427
15-16	Kawhi Leonard	129-291	.443
16-17	Pau Gasol	56-104	.538
17-18	Bryn Forbes	89-228	.390
18-19	Davis Bertans	145-338	.429

FT PERCENTAGE	Min. 100 Attempts	FTM-FTA	PCT.
76-77	George Gervin	443-532	.833
77-78	Larry Kenon	276-323	.854
78-79	Larry Kenon	324-349	.845
79-80	James Silas	339-382	.887
80-81	James Silas	374-440	.850
81-82	George Gervin	555-642	.864
82-83	George Gervin	517-606	.853
83-84	George Gervin	427-507	.842
84-85	George Gervin	324-384	.844
85-86	Wes Matthews	173-211	.820
86-87	Mike Mitchell	92-112	.821
87-88	Johnny Dawkins	198-221	.896
88-89	Johnny Dawkins	100-112	.893
89-90	Sean Elliott	187-216	.827
90-91	Paul Pressey	170-133	.848
91-92	Sean Elliott	285-331	.861
92-93	Vinny Del Negro	101-117	.863
93-94	Willie Anderson	145-171	.848
94-95	Sean Elliott	326-404	.807
95-96	Vinny Del Negro	178-214	.832
96-97	Vinny Del Negro	132-129	.868
97-98	Jaren Jackson	94-118	.797
98-99	Mario Elie	103-119	.866
99-00	Mario Elie	126-149	.846
00-01	Derek Anderson	342-402	.851
01-02	Steve Smith	159-181	.878
02-03	Steve Smith	96-114	.833
03-04	Malik Rose	183-225	.813
04-05	Brent Barry	113-135	.837
05-06	Michael Finley	98-115	.852
06-07	Brent Barry	103-117	.880
07-08	Manu Ginobili	380-442	.860
08-09	Roger Mason, Jr.	80-118	.890
09-10	Manu Ginobili	399-355	.870
10-11	Manu Ginobili	357-410	.871
11-12	Manu Ginobili	88-101	.871
12-13	Gary Neal	64-74	.865
13-14	Manu Ginobili	160-188	.851
14-15	Danny Green	911-127	.874
15-16	Kawhi Leonard	292-344	.874
16-17	Kawhi Leonard	469-533	.880
17-18	Patty Mills	105-118	.890
18-19	Marco Belinelli	112-124	.903

STEALS	GP	STL	AVG.
76-77	Mike Gale	82	1.91
77-78	Mike Gale	70	1.59
78-79	Larry Kenon	81	1.54
79-80	Mike Gale	67	1.23
80-81	Johnny Moore	82	1.20
81-82	Johnny Moore	78	1.63
82-83	Johnny Moore	79	1.94
83-84	Johnny Moore	59	1.23
84-85	Johnny Moore	82	2.29
85-86	Alvin Robertson	82	3.01
86-87	Alvin Robertson	81	2.60
87-88	Alvin Robertson	82	2.43
88-89	Alvin Robertson	65	1.97
89-90	David Robinson	82	1.38
90-91	Rod Strickland	58	1.17
91-92	David Robinson	86	1.58
92-93	David Robinson	82	1.27
93-94	David Robinson	80	1.39
94-95	David Robinson	81	1.34
95-96	Avery Johnson	82	1.19
96-97	Avery Johnson	75	.96
97-98	Avery Johnson	75	.84
98-99	David Robinson	49	.69
99-00	David Robinson	80	.97
00-01	Derek Anderson	82	1.20
01-02	Tony Parker	77	.89
02-03	Stephen Jackson	80	1.25
03-04	Manu Ginobili	77	1.36
04-05	Manu Ginobili	74	1.19
05-06	Manu Ginobili	65	1.01
06-07	Manu Ginobili	75	1.09
07-08	Manu Ginobili	74	1.09
08-09	Manu Ginobili	44	.64
09-10	Manu Ginobili	75	1.03
10-11	Manu Ginobili	80	1.23
11-12	Kawhi Leonard	64	.85
12-13	Kawhi Leonard	58	.97
13-14	Kawhi Leonard	66	1.14
14-15	Kawhi Leonard	64	1.48
15-16	Kawhi Leonard	72	1.28
16-17	Kawhi Leonard	74	1.33
17-18	Kyle Anderson	58	1.15
18-19	DeMar DeRozan	77	.86

MINUTES PLAYED	GP	MIN	AVG.
76-77	Larry Kenon	78	2936
77-78	Larry Kenon	81	2869
78-79	Larry Kenon	81	2947
79-80	George Gervin	78	2934
80-81	George Gervin	82	2764
81-82	George Gervin	79	2817
82-83	George Gervin	78	2835
83-84	Mike Mitchell	79	2853

MINUTES PLAYED	GP	MIN	AVG.
84-85	Mike Mitchell	82	2853
85-86	Mike Mitchell	82	2970
86-87	Alvin Robertson	81	2697
87-88	Alvin Robertson	82	2978
88-89	Alvin Robertson	65	2287
89-90	David Robinson	82	3002
90-91	David Robinson	82	3095
91-92	Sean Elliott	82	3120
92-93	David Robinson	82	3211
93-94	David Robinson	80	3241
94-95	David Robinson	81	3074
95-96	Avery Johnson	82	3084
96-97	Avery Johnson	75	2472
97-98	Tim Duncan	82	3204
98-99	Tim Duncan	50	1963
99-00	Tim Duncan	74	2875
00-01	Tim Duncan	82	3174
01-02	Tim Duncan	82	3329
02-03	Tim Duncan	81	3181
03-04	Tim Duncan	69	2527
04-05	Tony Parker	80	2735
05-06	Tim Duncan	80	2784
06-07	Tim Duncan	80	2726
07-08	Tim Duncan	78	2651
08-09	Tony Parker	82	2451
09-10	Richard Jefferson	81	2520
10-11	Tony Parker	78	2528
11-12	Tony Parker	60	1923
12-13	Tony Parker	66	2174
13-14	Tim Duncan	68	1997
14-15	Kawhi Leonard	64	2,033
15-16	Kawhi Leonard	72	2,380
16-17	Kawhi Leonard	74	2,475
17-18	LaMarcus Aldridge	75	2,509
18-19	DeMar DeRozan	77	2,688

BLOCKED SHOTS	GP	BLK	AVG.
76-77	Billy Paultz	82	1.73
77-78	Billy Paultz	80	1.94
78-79	Billy Paultz	79	1.25
79-80	George Gervin	78	1.01
80-81	George Johnson	82	2.78
81-82	George Johnson	75	2.34
82-83	Artis Gilmore	82	1.94
83-84	Artis Gilmore	64	1.32
84-85	Artis Gilmore	81	1.73
85-86	Artis Gilmore	71	1.08
86-87	Artis Gilmore	82	.95
87-88	Greg Anderson	82	1.22
88-89	Greg Anderson	82	1.03
89-90	David Robinson	82	3.19
90-91	David Robinson	82	3.20
91-92	David Robinson	68	3.05
92-93	David Robinson	82	2.64
93-94	David Robinson	80	2.65
94-95	David Robinson	81	2.62
95-96	David Robinson	82	2.71
96-97	Will Perdue	65	1.02
97-98	David Robinson	73	1.92
98-99	Tim Duncan	50	1.26
99-00	David Robinson	80	1.83
00-01	David Robinson	80	1.97
01-02	Tim Duncan	82	2.03
02-03	Tim Duncan	81	2.37
03-04	Tim Duncan	69	1.85
04-05	Tim Duncan	66	1.74
05-06	Tim Duncan	80	1.62
06-07	Tim Duncan	80	1.90
07-08	Tim Duncan	78	1.52
08-09	Tim Duncan	75	1.26
09-10	Tim Duncan	78	1.17
10-11	Tim Duncan	76	1.46
11-12	Tim Duncan	58	.88
12-13	Tim Duncan	69	1.83
13-14	Tim Duncan	74	1.39
14-15	Tim Duncan	77	1.51
15-16	LaMarcus Aldridge	71	1.78
16-17	LaMarcus Aldridge	72	.88
17-18	LaMarcus Aldridge	75	.90
18-19	LaMarcus Aldridge	81	1.07

TOP ALL-TIME GAMES

(NBA SEASONS ONLY)

SPURS POINTS

David Robinson	71	at LA Clippers	04/24/94
George Gervin	63	at New Orleans	04/09/78
LaMarcus Aldridge	56	vs. OKC	01/10/19
George Gervin	55	at Indiana	01/23/80
Tony Parker	55	at Minnesota	11/05/08
Tim Duncan	53	vs. Dallas	12/26/01
George Gervin	53	vs. Denver	01/08/80
George Gervin	52	vs. San Diego	01/11/79
Terry Cummings	52	vs. Charlotte	01/31/90
David Robinson	52	vs. Charlotte	01/16/93
Larry Kenon	51	vs. Detroit	03/30/80
George Gervin	50	vs. Milwaukee	03/06/82
David Robinson	50	at Minnesota	02/21/94

REBOUNDS

Dennis Rodman	32	vs. Dallas	01/22/94
Dennis Rodman	30	at Houston	02/21/95
Dennis Rodman	29	vs. Minnesota	11/09/93
Dennis Rodman	28	at Charlotte	12/01/93
Tim Duncan	27	vs. Atlanta	01/27/10
Dennis Rodman	27	at Seattle	02/07/95
Dennis Rodman	27	vs. Houston	03/05/95
Tim Duncan	26	at Indiana	02/17/10
Dennis Rodman	26	vs. Miami	02/19/94
Tim Duncan	25	at Miami	02/01/03
Dennis Rodman	25	at Phoenix	11/10/93
Dennis Rodman	25	at Golden State	03/26/94
Dennis Rodman	25	at Indiana	01/22/95
Edgar Jones	25	vs. Dallas	03/13/84
Artis Gilmore	25	vs. Utah	01/17/87

ASSISTS

John Lucas	24	vs. Denver	04/15/84
Avery Johnson	20	vs. Vancouver	12/17/97
Avery Johnson	20	vs. LA Clippers	12/10/97
John Lucas	20	at Kansas City	12/23/83
Johnny Moore	20	vs. Washington	12/10/83
Johnny Moore	20	vs. LA Lakers	01/02/81
Rod Strickland	19	at Minnesota	03/03/92
John Lucas	19	vs. Atlanta	03/20/84
Johnny Moore	19	vs. Washington	01/11/81
Johnny Moore	18	three times: latest, vs. Seattle	11/06/83
John Lucas	18	two times: latest, vs. Denver	01/18/84

SPURS 40-POINT GAMES

PLAYER	TIMES OVER 40	RECORD
George Gervin	65	41-24
David Robinson	22	16-6
Mike Mitchell	10	6-4
Manu Ginobili	6	6-0
Tim Duncan	5	4-1
Larry Kenon	4	4-0
Tony Parker	3	3-0
LaMarcus Aldridge	4	4-0
Ron Brewer	2	2-0
Terry Cummings	2	2-0
Alvin Robertson	2	1-1
Gene Banks	1	1-0
Sean Elliott	1	1-0
Artis Gilmore	1	1-0
Kawhi Leonard	1	1-0

OPPONENTS POINTS

James Harden	61	at Houston	03/22/19
Kyrie Irving	57	vs. Cleveland	03/12/15
Purvis Short	57	at Golden St.	01/07/84
Billy Knight	52	vs. Indiana	11/11/80
Kiki Vandeweghe	50	at Denver	01/11/84
Bernard King	50	vs. New York	01/31/84
Dominique Wilkins	48	vs. Atlanta	01/13/88
Clyde Drexler	48	at Portland	11/24/91
Hakeem Olajuwon	47	at Houston	01/22/95
Adrian Dantley	47	at Utah	03/14/86
Dale Ellis	47	at Seattle	01/09/88
Allen Iverson	46	at Philadelphia	02/12/99
Isiah Thomas	46	vs. Detroit	02/08/83

REBOUNDS

Andrew Bynum	30	vs. Los Angeles	04/11/12
Artis Gilmore	28	at Chicago	12/22/78
Moses Malone	26	at Houston	01/14/78
Moses Malone	26	at Houston	04/07/79
Maurice Lucas	26	at New Jersey	02/24/80
Dennis Rodman	26	at Detroit	01/11/93
Dave Cowens	25	vs. Boston	03/22/77
Moses Malone	25	vs. Houston	02/25/79
Wes Unseld	25	vs. Washington	03/18/80
Swen Nater	24	at Buffalo	03/14/78
Dennis Rodman	24	vs. Detroit	01/06/92

ASSISTS

John Stockton	28	at Utah	01/15/91
Kevin Johnson	25	at Phoenix	04/16/94
Russell Westbrook	24	vs. Oklahoma City	01/10/19
Rajon Rondo	22	at Boston	01/05/11
Kevin Porter	22	at Detroit	12/23/78
John Stockton	21	vs. Utah	04/19/92
Kevin Johnson	20	at Phoenix	04/15/89
John Stockton	20	at Utah	03/03/90
John Stockton	20	vs. Utah	03/11/91
Tiny Archibald	19	vs. Boston	10/23/79
John Stockton	19	at Utah	01/22/92
Seven Players	18	latest: Rajon Rondo at Sacramento	2/24/16

SPURS SINGLE SEASON HIGHS

(NBA SEASONS ONLY)

MINUTES

3,329 — Tim Duncan 01–02
3,241 — David Robinson 93–94
3,211 — David Robinson 92–93
3,204 — Tim Duncan 97–98
3,181 — Tim Duncan 02–03

POINTS

2,585 — George Gervin 79–80
2,551 — George Gervin 81–82
2,383 — David Robinson 93–94
2,365 — George Gervin 78–79
2,238 — David Robinson 94–95

SCORING AVERAGE

33.1 — George Gervin 79–80
32.3 — George Gervin 81–82
29.8 — David Robinson 93–94
29.6 — George Gervin 78–79
27.6 — David Robinson 94–95

TOTAL REBOUNDS

1,367 — Dennis Rodman 93–94
1,063 — David Robinson 90–91
1,043 — Tim Duncan 02–03
1,042 — Tim Duncan 01–02
1,000 — David Robinson 95–96

REBOUNDING AVERAGE

17.3 — Dennis Rodman 93–94
16.8 — Dennis Rodman 94–95
13.0 — David Robinson 90–91
12.9 — Tim Duncan 02–03
12.7 — Tim Duncan 01–02

TOTAL ASSISTS

816 — Johnny Moore 84–85
789 — Avery Johnson 95–96
762 — Johnny Moore 81–82
753 — Johnny Moore 82–83
673 — John Lucas 83–84

ASSISTS AVERAGE

10.7 — John Lucas 83–84
10.0 — Johnny Moore 84–85
9.8 — Johnny Moore 82–83
9.6 — Avery Johnson 95–96
9.6 — Johnny Moore 81–82

FIELD GOAL PCT.

.645 — **Jakob Poeltl (187-290) 18–19**
.632 — Steve Johnson (362-573) 85–86
.631 — Artis Gilmore (351-556) 83–84
.626 — Artis Gilmore (556-888) 82–83
.623 — Artis Gilmore (532-854) 84–85

3-PT. FG PCT.

.472 — Steve Smith (116-246) 01–02
.457 — Matt Bonner (105-230) 10–11
.449 — Danny Ferry (70-156) 00–01
.446 — Brent Barry (128-287) 06–07
.443 — Kawhi Leonard (129-291) 15–16

FREE THROW PCT.

.918 — Michael Finley (90-98) 06–07
.903 — **Marco Belinelli (112-124) 18–19**
.896 — Johnny Dawkins (198-221) 87–88
.893 — Johnny Dawkins (100-112) 88–89
.890 — Roger Mason, Jr. (105-118) 08–09

STEALS

301 — Alvin Robertson 85–86
260 — Alvin Robertson 86–87
243 — Alvin Robertson 87–88
229 — Johnny Moore 84–85
197 — Alvin Robertson 88–89

BLOCKS

320 — David Robinson 90–91
319 — David Robinson 89–90
305 — David Robinson 91–92
278 — George Johnson 80–81
271 — David Robinson 95–96

TURNOVERS

306 — George Gervin 77–78
300 — Larry Kenon 78–79
279 — Tim Duncan 97–98
270 — David Robinson 90–91
263 — Tim Duncan 01–02

PERSONAL FOULS

307 — Mark Olberding 80–81
306 — Paul Griffin 79–80
306 — Artis Gilmore 84–85
300 — Alvin Robertson 87–88
298 — Edgar Jones 83–84

DISQUALIFICATIONS

13 — Steve Johnson 85–86
12 — George Gervin 76–77
11 — Frank Brickowski 87–88
10 — Frank Brickowski 88–89
9 — Paul Griffin 79–80

SPURS SINGLE SEASON ROOKIE HIGHS

POINTS

1,993 — David Robinson 89–90
1,731 — Tim Duncan 97–98
1,508 — Willie Anderson 88–89
988 — Walter Berry 86–87
957 — Greg Anderson 87–88

SCORING AVERAGE

24.3 — David Robinson 89–90
21.1 — Tim Duncan 97–98
18.6 — Willie Anderson 88–89
17.6 — Walter Berry 86–87
11.7 — Vernon Maxwell 88–89

FIELD GOAL PERCENTAGE

.603 — Boban Marjanovic (105-174) 15-16
.589 — Ozell Jones (106-180) 84–85
.556 — DeJuan Blair (275-495) 09–10
.552 — Swen Nater (383-694) 73–74
.551 — Michael Wiley (76-138) 80–81

3-PT. FG PERCENTAGE

.419 — Gary Neal (129-309) 10–11
.408 — Beno Udrih (58-142) 04–05
.399 — Davis Bertans (69-173) 16-17
.394 — Cory Alexander (26-66) 95–96
.376 — Kawhi Leonard (41-109) 11-12

FREE THROW PERCENTAGE

.866 — Sean Elliott (187-216) 89–90
.848 — Sean Higgins (28-33) 90–91
.824 — Davis Bertans (28-34) 16–17
.804 — Gary Neal (81-100) 10–11
.801 — Johnny Dawkins (153-191) 86–87

REBOUNDS

983 — David Robinson 89–90
977 — Tim Duncan 97–98
526 — DeJuan Blair 09–10
513 — Greg Anderson 87–88
417 — Willie Anderson 88–89

MINUTES

3,204 — Tim Duncan 97–98
3,002 — David Robinson 89–90
2,738 — Willie Anderson 88–89
2,267 — Tony Parker 01–02
2,065 — Vernon Maxwell 88–89

ASSISTS

373 — Johnny Moore 80–81
372 — Willie Anderson 88–89
334 — Tony Parker 01–02
301 — Vernon Maxwell 88–89
290 — Johnny Dawkins 86–87

STEALS

150 — Willie Anderson 88–89
138 — David Robinson 89–90
127 — Alvin Robertson 84–85
120 — Johnny Moore 80–81
96 — Manu Ginobili 02–03

BLOCKED SHOTS

319 — David Robinson 89–90
206 — Tim Duncan 97–98
122 — Greg Anderson 87–88
62 — Willie Anderson 88–89
57 — Ozell Jones 84–85

SPURS HONOR ROLL

- 1999 NBA CHAMPIONS
- 2003 NBA CHAMPIONS
- 2005 NBA CHAMPIONS
- 2007 NBA CHAMPIONS
- 2014 NBA CHAMPIONS

NBA DIVISION TITLES

- 1977-78 – Central Division
- 1978-79 – Central Division
- 1980-81 – Midwest Division
- 1981-82 – Midwest Division
- 1982-83 – Midwest Division
- 1989-90 – Midwest Division
- 1990-91 – Midwest Division
- 1994-95 – Midwest Division
- 1995-96 – Midwest Division
- 1998-99 – Midwest Division
- 2000-01 – Midwest Division
- 2001-02 – Midwest Division
- 2002-03 – Midwest Division
- 2004-05 – Southwest Division
- 2005-06 – Southwest Division
- 2008-09 – Southwest Division
- 2010-11 – Southwest Division
- 2011-12 – Southwest Division
- 2012-13 – Southwest Division
- 2013-14 – Southwest Division
- 2015-16 – Southwest Division
- 2016-17 – Southwest Division

NBA MOST VALUABLE PLAYER

- 94-95 – David Robinson
- 01-02 – Tim Duncan
- 02-03 – Tim Duncan

NBA SCORING TITLES

- 77-78 – George Gervin, 27.2 ppg
- 78-79 – George Gervin, 29.6 ppg
- 79-80 – George Gervin, 33.1 ppg
- 81-82 – George Gervin, 32.3 ppg
- 93-94 – David Robinson, 29.8 ppg

NBA REBOUNDING TITLES

- 90-91 – David Robinson, 13.0 rpg
- 93-94 – Dennis Rodman, 17.3 rpg
- 94-95 – Dennis Rodman, 16.8 rpg

NBA ASSISTS TITLES

- 81-82 – Johnny Moore, 9.6 apg

NBA BLOCKED SHOTS TITLES

- 80-81 – George Johnson, 3.39 bpg
- 81-82 – George Johnson, 3.12 bpg
- 91-92 – David Robinson, 4.49 bpg

NBA STEALS TITLES

- 85-86 – Alvin Robertson, 3.67 spg
- 86-87 – Alvin Robertson, 3.21 spg
- 14-15 – Kawhi Leonard, 2.31 spg

FIELD GOAL PERCENTAGE TITLES

- 82-83 – Artis Gilmore, .626
- 83-84 – Artis Gilmore, .631
- 85-86 – Steve Johnson, .632

3-PT. FG PERCENTAGE TITLES

- 82-83 – Mike Dunleavy, .345
- 01-02 – Steve Smith, .472
- 02-03 – Bruce Bowen, .441
- 10-11 – Matt Bonner, .457

NBA ALL-STAR GAMES

- 1977 – George Gervin
- 1978 – George Gervin
- Larry Kenon
- 1979 – George Gervin
- Larry Kenon
- 1980 – George Gervin
- 1981 – George Gervin
- 1982 – George Gervin
- 1983 – George Gervin
- Artis Gilmore
- 1984 – George Gervin
- 1985 – George Gervin
- 1986 – Artis Gilmore –

- 1987 – Alvin Robertson
- 1988 – Alvin Robertson
- 1990 – David Robinson
- 1991 – David Robinson
- 1992 – David Robinson
- 1993 – Sean Elliott
- David Robinson
- 1994 – David Robinson
- 1995 – David Robinson
- 1996 – Sean Elliott
- David Robinson
- 1998 – Tim Duncan
- David Robinson
- 2000 – Tim Duncan
- David Robinson
- 2001 – Tim Duncan
- David Robinson
- 2002 – Tim Duncan
- 2003 – Tim Duncan
- 2004 – Tim Duncan
- 2005 – Tim Duncan
- Manu Ginobili
- 2006 – Tim Duncan
- Tony Parker
- 2007 – Tim Duncan
- Tony Parker
- 2008 – Tim Duncan
- 2009 – Tim Duncan
- Tony Parker
- 2010 – Tim Duncan
- 2011 – Tim Duncan
- Manu Ginobili
- 2012 – Tony Parker
- 2013 – Tim Duncan
- Tony Parker
- 2014 – Tony Parker
- 2015 – Tim Duncan
- 2016 – LaMarcus Aldridge
- Kawhi Leonard
- 2017 – Kawhi Leonard
- 2018 – LaMarcus Aldridge
- 2019 – LaMarcus Aldridge

ALL-NBA FIRST TEAM

- 77-78 – George Gervin
- 78-79 – George Gervin
- 79-80 – George Gervin
- 80-81 – George Gervin
- 81-82 – George Gervin
- 90-91 – David Robinson
- 91-92 – David Robinson
- 94-95 – David Robinson
- 95-96 – David Robinson
- 97-98 – Tim Duncan
- 98-99 – Tim Duncan
- 99-00 – Tim Duncan
- 00-01 – Tim Duncan
- 01-02 – Tim Duncan
- 02-03 – Tim Duncan
- 03-04 – Tim Duncan
- 04-05 – Tim Duncan
- 06-07 – Tim Duncan
- 12-13 – Tim Duncan
- 15-16 – Kawhi Leonard
- 16-17 – Kawhi Leonard

ALL-NBA SECOND TEAM

- 76-77 – George Gervin
- 82-83 – George Gervin
- 85-86 – Alvin Robertson
- 93-94 – David Robinson
- 97-98 – David Robinson
- 05-06 – Tim Duncan
- 07-08 – Tim Duncan
- 08-09 – Tim Duncan
- 11-12 – Tony Parker
- 12-13 – Tony Parker
- 13-14 – Tony Parker
- 17-18 – LaMarcus Aldridge

ALL-NBA THIRD TEAM

- 89-90 – David Robinson
- 92-93 – David Robinson
- 94-95 – Dennis Rodman
- 99-00 – David Robinson
- 00-01 – David Robinson
- 07-08 – Manu Ginobili
- 08-09 – Tony Parker
- 09-10 – Tim Duncan
- 10-11 – Manu Ginobili
- 14-15 – Tim Duncan
- 15-16 – LaMarcus Aldridge

NBA ROOKIE OF THE YEAR

- 89-90 – David Robinson
- 97-98 – Tim Duncan

NBA ALL-ROOKIE FIRST TEAM

87-88	-	Greg Anderson
88-89	-	Willie Anderson
89-90	-	David Robinson
97-98	-	Tim Duncan
01-02	-	Tony Parker
10-11	-	Gary Neal
11-12	-	Kawhi Leonard

NBA ALL-ROOKIE SECOND TEAM

89-90	-	Sean Elliott
02-03	-	Manu Ginobili
09-10	-	DeJuan Blair

NBA DEFENSIVE PLAYER OF THE YEAR

85-86	-	Alvin Robertson
91-92	-	David Robinson
14-15	-	Kawhi Leonard
15-16	-	Kawhi Leonard

NBA ALL-DEFENSIVE FIRST TEAM

86-87	-	Alvin Robertson
90-91	-	David Robinson
91-92	-	David Robinson
94-95	-	David Robinson
	-	Dennis Rodman
95-96	-	David Robinson
98-99	-	Tim Duncan
99-00	-	Tim Duncan
00-01	-	Tim Duncan
01-02	-	Tim Duncan
02-03	-	Tim Duncan
03-04	-	Bruce Bowen
04-05	-	Bruce Bowen
	-	Tim Duncan
05-06	-	Bruce Bowen
06-07	-	Bruce Bowen
	-	Tim Duncan
07-08	-	Bruce Bowen
	-	Tim Duncan
14-15	-	Kawhi Leonard
15-16	-	Kawhi Leonard
16-17	-	Kawhi Leonard

NBA ALL-DEFENSIVE SECOND TEAM

80-81	-	George Johnson
85-86	-	Alvin Robertson
87-88	-	Alvin Robertson
88-89	-	Alvin Robertson
89-90	-	David Robinson
92-93	-	David Robinson
93-94	-	David Robinson
	-	Dennis Rodman
97-98	-	Tim Duncan
	-	David Robinson
98-99	-	David Robinson
01-02	-	Bruce Bowen
02-03	-	Bruce Bowen
03-04	-	Tim Duncan
05-06	-	Tim Duncan
08-09	-	Tim Duncan
09-10	-	Tim Duncan
12-13	-	Tim Duncan
13-14	-	Kawhi Leonard
14-15	-	Tim Duncan
16-17	-	Danny Green
17-18	-	Dejounte Murray

NBA SIXTH MAN AWARD

07-08	-	Manu Ginobili
-------	---	---------------

NBA SPORTSMANSHIP AWARD

97-98	-	Avery Johnson
00-01	-	David Robinson
01-02	-	Steve Smith

MOST IMPROVED PLAYER

85-86	-	Alvin Robertson
-------	---	-----------------

NBA IBM AWARD

89-90	-	David Robinson
90-91	-	David Robinson
93-94	-	David Robinson
94-95	-	David Robinson
95-96	-	David Robinson
01-02	-	Tim Duncan

NBA EXECUTIVE OF THE YEAR

77-78	-	Angelo Drossos
89-90	-	Bob Bass
13-14	-	R.C. Buford
15-16	-	R.C. Buford

NBA COACH OF THE YEAR

02-03	-	Gregg Popovich
11-12	-	Gregg Popovich
13-14	-	Gregg Popovich

NBA PLAYER OF THE WEEK

01/27/80	-	George Gervin
11/15/81	-	Ron Brewer
12/06/81	-	George Gervin
01/03/82	-	George Gervin
03/07/82	-	George Gervin
01/30/83	-	Artis Gilmore
12/15/85	-	Alvin Robertson
11/23/86	-	Alvin Robertson
12/24/89	-	Terry Cummings
02/26/90	-	David Robinson
03/25/90	-	David Robinson
04/22/90	-	David Robinson
12/01/91	-	David Robinson
11/29/92	-	David Robinson
12/27/92	-	Sean Elliott
01/03/93	-	David Robinson
12/05/93	-	David Robinson
02/06/94	-	David Robinson
02/20/94	-	David Robinson
03/06/94	-	David Robinson
04/24/94	-	David Robinson
04/02/95	-	David Robinson
01/14/96	-	David Robinson
12/28/97	-	David Robinson
02/02/98	-	David Robinson
03/01/98	-	Tim Duncan
03/07/99	-	Tim Duncan
11/28/99	-	Tim Duncan
04/03/00	-	Tim Duncan
01/28/01	-	Tim Duncan
03/11/01	-	Derek Anderson
11/11/01	-	Tim Duncan
11/25/01	-	Tim Duncan
12/30/01	-	Tim Duncan
03/17/02	-	Tim Duncan
03/23/02	-	Tim Duncan
04/07/02	-	Tim Duncan
12/22/02	-	Tim Duncan
12/29/02	-	Tim Duncan
01/26/03	-	Tim Duncan
02/16/03	-	Tim Duncan
03/30/03	-	Tim Duncan
02/08/04	-	Tim Duncan
01/09/05	-	Bruce Bowen
02/13/06	-	Tony Parker
03/11/07	-	Manu Ginobili
04/08/07	-	Tim Duncan
11/25/07	-	Tony Parker
02/24/08	-	Manu Ginobili
12/15/08	-	Tim Duncan
02/02/09	-	Tony Parker
03/30/09	-	Tony Parker
11/30/09	-	Tim Duncan
03/29/10	-	Manu Ginobili
12/20/10	-	Tony Parker
03/14/11	-	Tony Parker
2/6/12	-	Tony Parker
11/26/12	-	Tim Duncan
1/28/13	-	Tony Parker
03/31/14	-	Tim Duncan
04/13/15	-	Tim Duncan
12/21/15	-	Kawhi Leonard
2/8/16	-	LaMarcus Aldridge
3/7/16	-	Kawhi Leonard
1/23/17	-	Kawhi Leonard
3/6/17	-	Kawhi Leonard
3/26/18	-	LaMarcus Aldridge

NBA PLAYER OF THE MONTH

01/80	-	George Gervin
12/85	-	Alvin Robertson
01/91	-	David Robinson
02/94	-	David Robinson
03/95	-	David Robinson
03/96	-	David Robinson
03/99	-	Tim Duncan
12/01	-	Tim Duncan
03/02	-	Tim Duncan
04/02	-	Tim Duncan
01/13	-	Tony Parker

NBA COACH OF THE MONTH

03/83	-	Stan Albeck
12/85	-	Cotton Fitzsimmons
01/93	-	John Lucas
02/95	-	Bob Hill
04/95	-	Bob Hill
03/96	-	Bob Hill
04/99	-	Gregg Popovich
03/01	-	Gregg Popovich
03/02	-	Gregg Popovich
01/03	-	Gregg Popovich
03/03	-	Gregg Popovich

SPURS HONOR ROLL

NBA COACH OF THE MONTH (cont.)

12/03	–	Gregg Popovich
12/05	–	Gregg Popovich
03/06	–	Gregg Popovich
03/07	–	Gregg Popovich
11/07	–	Gregg Popovich
11/10	–	Gregg Popovich
12/10	–	Gregg Popovich
2/12	–	Gregg Popovich
3/12	–	Gregg Popovich
3/14	–	Gregg Popovich
12/15	–	Gregg Popovich
2/17	–	Gregg Popovich

NBA ROOKIE OF THE MONTH

03/88	–	Greg Anderson
11/88	–	Willie Anderson
11/89, 12/89, 1/90, 2/90, 3/90 & 4/90	–	David Robinson
11/97, 12/97, 1/98, 2/98, 3/98 & 4/98	–	Tim Duncan
03/03	–	Manu Ginobili
12/04	–	Beno Udrih

SPURS AMONG LEAGUE LEADERS

1976-77

Mike Gale	— 8th in assists	5.8 apg
	— 5th in steals	2.33 spg
George Gervin	— 9th in scoring	23.1 ppg
	— 4th in FG%	.544 (726-1335)
Larry Kenon	— 12th in scoring	21.9 ppg
	— 10th in rebounds	11.3 rpg
Billy Paultz	— 9th in blocks	2.11 bpg

1977-78

Mike Gale	— 4th in steals	2.27 spg
George Gervin	— 1st in scoring	27.2 ppg
	— 7th in FG%	.536 (864-1611)
Larry Kenon	— 19th in scoring	20.6 ppg
	— 8th in FT%	.854 (276-323)
Billy Paultz	— 9th in FG%	.529 (518-979)
	— 5th in blocks	2.43 bpg

1978-79

George Gervin	— 1st in scoring	29.6 ppg
Larry Kenon	— 15th in scoring	22.1 ppg

1979-80

George Gervin	— 1st in scoring	33.1 ppg
Larry Kenon	— 20th in scoring	20.1 ppg
James Silas	— 4th in FT%	.887 (339-382)

1980-81

George Gervin	— 3rd in scoring	27.1 ppg
George Johnson	— 1st in blocks	3.39 bpg

1981-82

Mike Bratz	— 9th in 3-PT FG%	.333 (46-138)
George Gervin	— 1st in scoring	32.3 ppg
	— 4th in FT%	.864 (555-642)
Mike Mitchell	— 18th in scoring	20.5 ppg
Johnny Moore	— 1st in assists	9.6 apg
	— 9th in steals	2.06 spg
George Johnson	— 1st in blocks	3.12 bpg

1982-83

Mike Dunleavy	— 1st in 3-PT FG%	.345 (67-194)
George Gervin	— 4th in scoring	26.2 ppg
	— 4th in FT%	.853 (517-606)
Artis Gilmore	— 1st in FG%	.626 (556-888)
	— 4th in rebounds	12.0 rpg
	— 5th in blocks	2.34 bpg
Johnny Moore	— 2nd in assists	9.8 apg
	— 3rd in steals	2.52 spg

1983-84

George Gervin	— 6th in scoring	25.9 ppg
Artis Gilmore	— 1st in FG%	.631 (351-556)
	— 5th in blocks	2.06 bpg
John Lucas	— 4th in assists	10.7 apg
Mike Mitchell	— 8th in scoring	23.3 ppg
Johnny Moore	— 5th in assists	9.6 apg
	— 3rd in 3-PT FG%	.322 (28-87)

1984-85

Artis Gilmore	— 2nd in FG%	.623 (532-854)
	— 9th in rebounds	10.4 rpg
	— 7th in blocks	2.14 bpg
Mike Mitchell	— 17th in scoring	22.2 ppg
Johnny Moore	— 3rd in assists	10.0 apg
	— 2nd in steals	2.79 spg

1985-86

Artis Gilmore	— 2nd in FG%	.618 (423-684)
Mike Mitchell	— 9th in scoring	23.4 ppg
George Johnson	— 1st in FG%	.632 (362-573)
Alvin Robertson	— 1st in steals	3.67 spg

1986-87

Artis Gilmore	— 2nd in FG%	.597 (346-580)
Alvin Robertson	— 1st in steals	3.21 spg

1987-88

Walter Berry	— 5th in FG%	.563 (540-960)
Johnny Dawkins	— 5th in FT%	.896 (198-221)
Alvin Robertson	— 2nd in steals	2.96 spg

1988-89

Alvin Robertson	— 2nd in steals	3.03 spg
-----------------	-----------------	----------

1989-90

Terry Cummings	— 16th in scoring	22.4 ppg
David Robinson	— 10th in scoring	24.3 ppg
	— 2nd in rebounds	12.0 rpg
	— 3rd in blocks	3.89 bpg

1990-91

David Robinson	— 9th in scoring	25.6 ppg
	— 1st in rebounds	13.0 rpg
	— 2nd in blocks	3.90 bpg
	— 9th in FG%	.552 (754-1366)

1991-92

David Robinson	— 7th in scoring	23.2 ppg
	— 4th in rebounds	12.2 rpg
	— 7th in FG%	.551 (592-1074)
	— 5th in steals	2.32 spg
	— 1st in blocks	4.49 bpg
Rod Strickland	— 5th in assists	8.6 apg

1992-93

Antoine Carr	— 10th in FG%	.538 (379-705)
David Robinson	— 9th in scoring	23.4 ppg
	— 9th in rebounds	11.7 rpg
	— 5th in blocks	3.22 bpg

1993-94

David Robinson	— 1st in scoring	29.8 ppg
	— 3rd in blocks	3.31 bpg
Dennis Rodman	— 1st in rebounds	17.3 rpg

1994-95

Avery Johnson	— 7th in assists	8.2 apg
David Robinson	— 3rd in scoring	27.6 ppg
	— 7th in rebounds	10.8 rpg
	— 4th in blocks	3.23 bpg
Dennis Rodman	— 1st in rebounds	16.8 rpg

SPURS AMONG LEAGUE LEADERS

1995-96

Avery Johnson	— 3rd in assists	9.6 apg
David Robinson	— 5th in scoring	25.0 ppg
	— 2nd in rebounds	12.2 rpg
	— 3rd in blocks	3.30 bpg

1996-97

Avery Johnson	— 17th in assists	6.8 apg
---------------	-------------------	---------

1997-98

Tim Duncan	— 13th in scoring	21.1 ppg
	— 3rd in rebounds	11.9 rpg
	— 6th in blocks	2.51 bpg
	— 4th in FG%	.549 (706-1287)
David Robinson	— 10th in scoring	21.6 ppg
	— 5th in rebounds	10.6 rpg
	— 5th in blocks	2.63 bpg

1998-99

Tim Duncan	— 7th in scoring	21.7 ppg
	— 5th in rebounds	11.4 rpg
	— 7th in blocks	2.52 bpg
	— 10th in FG%	.495 (418-845)
Mario Elie	— 9th in FT%	.866 (103-119)
Avery Johnson	— 9th in assists	7.4 apg
David Robinson	— 10th in rebounds	10.0 rpg
	— 9th in blocks	2.43 bpg
	— 5th in FG%	.509 (268-527)

1999-00

Tim Duncan	— 9th in scoring	23.2 ppg
	— 3rd in rebounds	12.4 rpg
	— 7th in blocks	2.23 bpg
Terry Porter	— 6th in 3PT-FG%	.435 (90-207)
David Robinson	— 9th in rebounds	9.6 rpg
	— 6th in blocks	2.29 bpg
	— 6th in FG%	.512 (528-1031)

2000-01

Tim Duncan	— 14th in scoring	22.2 ppg
	— 4th in rebounds	12.2 rpg
	— 9th in blocks	2.34 bpg
Danny Ferry	— 5th in 3PT-FG%	.449 (70-156)
David Robinson	— 8th in blocks	2.46 bpg

2001-02

Tim Duncan	— 5th in scoring	25.5 ppg
	— 2nd in rebounds	12.7 rpg
	— 4th in blocks	2.48 bpg
	— 9th in FG%	.508 (764-1504)
Steve Smith	— 1st in 3PT-FG%	.472 (116-246)
	— 8th in FT%	.878 (159-181)

2002-03

Bruce Bowen	— 1st in 3PT-FG%	.441
Tim Duncan	— 7th in scoring	23.3 ppg
	— 3rd in rebounds	12.9 rpg
	— 3rd in blocks	2.93 bpg
	— 7th in FG%	.513 (714-1392)

2003-04

Tim Duncan	— 8th in scoring	22.3 ppg
	— 2nd in rebounds	12.4 rpg
	— 10th in FG%	.501 (592-1181)
	— 4th in blocks	2.68 bpg
Manu Ginobili	— 7th in steals	1.77 spg
Hedo Turkoglu	— 8th in 3PT-FG%	.419 (101-241)
Charlie Ward	— 10th in 3PT-FG%	.408 (84-206)

2004-05

Tim Duncan	— 3rd in blocks	2.64 bpg
------------	-----------------	----------

2005-06

Tim Duncan	— 5th in rebounds	11.0 rpg
Tony Parker	— 3rd in FG%	.548 (623-1,136)
Bruce Bowen	— 9th in 3PT-FG%	.424 (104-245)

2006-07

Tim Duncan	— 20th in scoring	20.0 ppg
	— 7th in rebounds	10.6 rpg
	— 9th in FG%	.546 (618-1,131)
	— 5th in blocks	2.38 bpg
Brent Barry	— 3rd in 3PT-FG%	.446 (128-287)

2007-08

Tim Duncan	— 4th in rebounds	11.3 rpg
	— 8th in blocks	1.95 bpg

2008-09

Tim Duncan	— 4th in rebounds	10.7 rpg
	— 11th in blocks	1.68 bpg
Tony Parker	— 11th in assists	6.9 apg
	— 12th in scoring	22.0 ppg
Manu Ginobili	— 8th in FT%	.884 (168-190)
Matt Bonner	— 8th in 3PT-FG%	.440 (118-268)

2009-10

Tim Duncan	— 8th in rebounds	10.1 rpg
Manu Ginobili	— 11th in FT%	.870 (309-355)

2010-11

Matt Bonner	— 1st in 3PT-FG%	.457 (105-230)
Tim Duncan	— 8th in blocks	1.92
	— 12th in rebounds	8.9 rpg
Manu Ginobili	— 11th in steals	1.54 spg
	— 12th in FT%	.871 (357-410)
George Hill	— 17th in FT%	.863 (233-270)
Richard Jefferson	— T-4th in 3PT-FG%	.440 (135-307)
Tony Parker	— 15th in assists	6.6 apg
	— 17th in FG%	.519 (555-1,069)

2011-12

DeJuan Blair	— 9th in FG%	.534 (269-504)
Tim Duncan	— 15th in rebounds	9.0 rpg
Danny Green	— 9th in 3FG%	.436 (102-234)
Tony Parker	— 8th in Assists	7.7 apg

2012-13

Tim Duncan	— 3rd in Blocks	2.65 bpg
Danny Green	— 7th in 3-PT FG%	.429 (177-413)
Tony Parker	— 6th in Assists	7.6 apg
Tiago Splitter	— 7th in FG%	.560 (315-563)

2013-14

Tim Duncan	— T5th in Blocks	1.88 bpg
Marco Belinelli	— 5th in 3-PT FG%	.430 (126-293)
Patty Mills	— 7th in 3-PT FG%	.424 (135-318)
Kawhi Leonard	— 10th in Steals	1.73 spg

2014-15

Kawhi Leonard	— 1st in Steals	2.31 spg
Tim Duncan	— 6th in Blocks	1.96 bpg
Tim Duncan	— 15th in rebounds	9.1 rpg
Danny Green	— 7th in 3-PT FG%	.418 (191-457)

SPURS AMONG LEAGUE LEADERS

2015-16

Kawhi Leonard	— 3rd in 3PT-FG%	.443 (129-291)
Kevin Martin	— 7th in FT%	.890 (153-172)
Kawhi Leonard	— 15th in scoring	21.2 ppg

2016-17

Kawhi Leonard	— 8th in steals	1.80 spg
Kawhi Leonard	— 9th in scoring	25.5 ppg

2017-18

LaMarcus Aldridge	— T-9th in scoring	23.1 ppg
LaMarcus Aldridge	— 17th in rebounds	8.5 rpg
LaMarcus Aldridge	— 19th in blocks	1.20 bpg
Pau Gasol	— 20th in rebounds	8.0 rpg
Kyle Anderson	— 13th in steals	1.55 spg

2018-19

LaMarcus Aldridge	— 20th in scoring	21.3 ppg
LaMarcus Aldridge	— 18th in rebounds	9.2 rpg
DeMar DeRozan	— 16th in assists	6.2 rpg
DeMar DeRozan	— 9th in minutes	34.9 mpg
Davis Bertans	— 6th in 3PT-FG%	.429 (145-338)
Bryn Forbes	— 9th in 3PT-FG%	.426 (176-413)

SPURS ALL-TIME DRAFT HISTORY

THE ABA DRAFT

1967

First Five Rounds

Matthew Aitch, Michigan St.
Jim Burns, Northwestern
Gary Gray, Oklahoma City
Pat Riley, Kentucky
Jamie Thompson, Wichita St.
Additional Rounds
Paul Brateris, Tennessee Wesleyan
Jeff Fitch, East Texas St.
Ted Manning, North Carolina A&T
Duane Heckman, Dickinson College
Gilbert McDowell, Tennessee Wesleyan
Jerry Southwood, Vanderbilt
Tom Storm, Montana St.

1968

First Five Rounds

Shaler Halimon, Utah St.
Rich Jones, Memphis St.
Bob Lewis, South Carolina St.
John Smith, Southern Colorado St.
Jo Jo White, Kansas

Second Five Rounds

Wally Anderzunas, Creighton
Ron Boone, Idaho St.
Glen Combs, Virginia Tech
C.A. Core, SE Louisiana
Roy Manning, Lane College
Third Five Rounds

Billy Arnold, Texas
Gene Jones, Missouri
Gene Littles, High Point
Mickey McCarty, TCU
Calvin Pettit, Central Missouri St.
Additional Rounds
Willie Worsley, Texas-El Paso

1969

First Five Rounds

Willie Brown, Middle Tennessee St.
Bobby Christian, Grambling
Tom Hagan, Vanderbilt
A.W. Holt, Jackson St.
Charlie Robison, Smith College
Cliff Shegog, Colorado St.
Second Five Rounds
Butch Beard, Louisville
Jake Ford, Maryland St.
Jud Roberts, Mercer University
Ron Sanford, New Mexico
Willie Scott, Troy St.

1970

First Five Rounds

Nate Archibald, Texas-El Paso
Immanuel Cannon, Grambling
Bob Croft, Tennessee
Joe Hamilton, North Texas St.
John Johnson, Iowa
Stan Love, Oregon
Second Five Rounds
Michael Bernard, Kentucky St.
Bill Cain, Iowa St.
Randall Causey, McMurry
Al Henry, Wisconsin
Steve Patterson, UCLA
Glen Vidnovic, Iowa
Third Five Rounds
Paul Brown, Arkansas Tech
Ron Pitts, Wiley College

1971

First Three Rounds

Roger Brown, Kansas
Stan Love, Oregon
Gary Nelson, Duquesne
Walt Szczerbiak, George Washington
Sidney Wicks, UCLA
Additional Rounds

4. Gene Phillips, SMU
5. Collis Jones, Notre Dame
6. George Trapp, Long Beach St.
7. Sterling Quant, Central St.
8. Curtis Rowe, UCLA
9. Jimmy Guymon, E. New Mexico St.
10. Gene Knolle, Texas Tech
11. Al Shumate, North Texas St.
12. Willie Hart, Grambling

13. Eugene (Goo) Kennedy, TCU
14. Bill Brickhouse, Montana St.
15. William Chatman, Baylor
16. Harry Taylor, Los Angeles Baptist
17. Dan McGhee, Howard Payne

1972

First Five Rounds

LaRue Martin, Loyola, Chicago
Mike Ratliff, Eau Claire St.
Bob Morse, Penn
Bill Walton, UCLA
Steve Hawes, Washington
Additional Rounds
Jim Creighton, Colorado
Frank Schade, Eau Claire St.
Ansley Truitt, California
Wayne Grabiec, Michigan
Jerry Zelinski, Northern Illinois
Jeff Hickman, Houston
Stan Key, Kentucky
Don Wiese, Ripon College
Rhea Taylor, Arizona St.
Ron Williams, Murray St.
Joe Reddick, Albany St.
Al Vilcheck, Louisville

1972

Special Circumstance Draft

1. Kevin Kunnert, Iowa
2. John Brown, Missouri
1973
ABA Dispersal Draft (Held after 1972 season following dissolution of Miami & Pittsburgh)

1. Harley Swift, East Tennessee St. (Pittsburgh)
2. John Gianelli, Pacific (Pittsburgh)
3. Jerry Brucks, Wyoming (Miami)
4. Bobby Jack, Oklahoma (Miami)

1973

1. Mike D'Antoni, Marshall
2. Kevin Joyce, South Carolina
3. Tom Kozelko, Toledo
4. Traded to New York
5. Luke Witte, Ohio St.
6. Gary Melchionni, Duke
7. Richie Fuqua, Oral Roberts
8. Henry Wilmore, Michigan
9. Mark Sibley, Northwestern
10. Larry Lilly, Alabama St.

1973

Undergraduate Draft

1. Dwight Jones, Houston
2. Tom Henderson, Hawaii

1973

Supplementary Draft

1. Craig Littlepage, Penn
2. John Coughran, California
3. Bob Fullerton, Xavier
4. Bob Kilgore, Michigan St.
5. Ron Hogue, Georgia
6. John Lang, Augustana
7. Jeff Overhouse, Texas A&M
8. Tim Dominiz, Valdosta St.
9. Bill Harris, Northern Illinois
10. Bob Bodell, Maryland
11. Leon Howard, Wisconsin
12. Jeff Jellison, SE Massachusetts

1974

1. Traded to Virginia
2. Leonard Robinson, Tennessee St.
3. Traded to Utah
4. Collis Temple, LSU (from Kentucky)
5. Fred Saunders, Syracuse
6. Kim Hughes (from Indiana)
7. Eugene Short, Jackson St.
8. Gary Anderson, Wisconsin
9. Gerald Cunningham, Kentucky St.
8. Hercle Ivy, Iowa St.
9. Walter Luckett, Ohio
10. Charles Ogan, Carson-Newman

1975

1. Mark Olberding, Minnesota
2. Traded to Indiana
3. Rick Suttle, Kansas (from Kentucky)

3. Billy Taylor, LaSalle
4. Ken Smith, Tulsa
5. Robert Parish, Centenary
6. Bayard Forrest, Grand Canyon
7. Henry Ward, Jackson St.
8. Gary Tomaszewski, St. Mary's

1976

(NBA Dispersal Draft)

1. Louie Dampier, Kentucky

THE NBA DRAFT

1977

1. Traded to Los Angeles
2. Jeff Wilkins, Illinois St.
3. Dan Henderson, Arkansas St.
4. Matt Hicks, Northern Illinois
5. Scott Sims, Missouri
6. Bruce Buckley, North Carolina
7. Richard Robinson, New Mexico St.
8. Jerome Gladney, Arizona

1978

1. Frankie Sanders, Southern
2. Traded to Seattle
3. Gerald Henderson, Va. Common
4. Rich Adams, Illinois
5. Eugene Parker, Purdue
6. Harry Morgan, Indiana St.
7. Hector Olivencia, Sacred Heart
8. Henry Taylor, Pan American
9. Rick Taylor, Arizona St.
10. Larry Brewster, Florida

1979

1. Wiley Peck, Mississippi St.
2. Traded to Portland
3. Sylvester Norris, Jackson St.
4. Al Daniel, Furman
5. Steve Schall, Arkansas
6. Terry Knight, Pittsburgh
7. Tyrone Branyan, Texas
8. Ed Jones, Tennessee St.
9. Eddie McLeod, UNLV
10. Glen Fine, Harvard

1980

1. Reggie Johnson, Tennessee
2. Traded to Los Angeles
3. Michael Wiley, Long Beach St. (from KC)
4. Lavon Mercer, Georgia (from Houston)
3. Rich Yonaker, North Carolina
4. Calvin Roberts, Cal State-Fullerton
5. Gib Hinz, Wisconsin-Eau Claire
6. Dean Uthoff, Iowa St.
7. Allan Zahn, Arkansas
8. Bill Bailey, Pan American
9. Al Williams, North Texas St.
10. Steve Schall, Arkansas

1981

1. Traded to New Jersey
2. Gene Banks, Duke (from Cleveland)
2. Ed Rains, South Alabama (from Seattle)
2. Traded to Washington
3. Tom Baker, Eastern Kentucky
4. Earl Belcher, St. Bonaventure
5. Mike Rhodes, Vanderbilt
6. Doc Shavers, Jackson St.
7. Mark Mindeman, N. Michigan
8. Bob Bartholemew, San Diego
9. Leonel Marquetti, Hampton Institute
10. Alvin Brooks, Lamar

1982

1. Traded to Detroit
2. Oliver Robinson, UAB
3. Willie Redden, South Florida
4. Tony Grier, South Florida
5. Clarence Swannegan, Texas Tech
6. Jaime Pena, New Mexico St.
7. Delonte Taylor, North Texas St.
8. Chris Faggi, Memphis St.
9. Harry O'Brien, St. Mary's
10. Keith White, McMurray

1983

1. John Paxson, Notre Dame

SPURS ALL-TIME DRAFT HISTORY

- Darrell Lockhart, Auburn (from Atlanta)
- Traded to New Jersey
- Kevin Williams, St. John's (from Los Angeles)
- Traded to Cleveland
- Brant Weidner, William & Mary
- Jeff Pehl, Richmond
- Ricky Hooker, St. Mary's
- Keith Williams, Panhandle St.
- Norville Brown, Oklahoma Christian
- Gary Gaspard, St. Mary's
- Lamar Heard, Georgia

- 1984**
- Alvin Robertson, Arkansas
 - Traded to Detroit
 - Traded to Kansas City
 - Joe Binion, North Carolina A&T (from Denver)
 - Joe Devereaux, Ohio
 - Ozell Jones, Cal State-Fullerton (from Milwaukee)
 - Eric Richardson, Alabama
 - Dion Brown, SW Louisiana
 - Michael Pitts, California
 - Danny Tarkanian, UNLV
 - Melvin Roseboro, St. Mary's
 - Frank Rodriguez, New Mexico St.

- 1985**
- Alfredrick Hughes, Loyola
 - Mike Brittain, South Carolina (from Sacramento)
 - Tyrone Corbin, DePaul (from Washington)
 - Traded to New Jersey
 - Traded to Detroit
 - Scott Roth, Wisconsin
 - Clayton Olivier, USC

- 1986**
- Johnny Dawkins, Duke
 - Kevin Duckworth, Eastern Illinois
 - Forrest McKenzie, Loyola Marymount (from N.Y.)
 - Carlos Briggs, Baylor
 - Earl Kelley, Connecticut
 - Kevin Lewis, SMU
 - Michael Anderson, Pan American

- 1987**
- David Robinson, Navy
 - Greg Anderson, Houston (from L.A. Lakers)
 - Nate Blackwell, Temple
 - Phil Zevenbergen, Washington
 - Todd May, Pikeville
 - Dennis Williams, Georgia
 - Ricky Brown, South Alabama
 - Raynard Davis, Texas

- 1988**
- Willie Anderson, Georgia
 - Shelton Jones, St. John's (from New Jersey)
 - Traded to Philadelphia
 - Barry Sumpter, Austin Peay
 - Archie Marshall, Kansas (from L.A. Lakers)

- 1989**
- Sean Elliott, Arizona
 - Traded to Milwaukee

- 1990**
- Dwayne Schintzius, Florida
 - Tony Massenburg, Maryland (from Milwaukee)
 - Traded to L.A. Lakers
 - Sean Higgins, Michigan (from L.A. Lakers)

- 1991**
- Traded to Orlando
 - Greg Sutton, Oral Roberts

- 1992**
- Tracy Murray, UCLA
 - Henry Williams, UNC Charlotte

- 1993**
- Traded to Charlotte
 - Chris Whitney, Clemson

- 1994**
- Bill Curley, Boston College
 - Traded to Sacramento

- 1995**
- Cory Alexander, Virginia
 - Traded to Houston

- 1996**
- Traded to New York
 - Traded to Charlotte

- 1997**
- Tim Duncan, Wake Forest
 - Traded to Detroit

- 1998**
- Traded to Vancouver
 - Derrick Dial, Eastern Michigan

- 1999**
- Traded to Dallas
 - Manu Ginobili, Argentina

- 2000**
- Traded to Chicago
 - Chris Carrawell, Duke
 - Traded to L.A. Lakers

- 2001**
- Tony Parker, France
 - Robertas Javtokas, Lithuania
 - Bryan Bracey, Oregon

- 2002**
- Traded to Philadelphia
 - Luis Scola, Argentina
 - Traded to Philadelphia

- 2003**
- Traded to Phoenix
 - Traded to Detroit

- 2004**
- Beno Udrih, Slovenia
 - Viktor Sanikidze, Republic of Georgia (from Atlanta)
 - Romain Sato, Xavier
 - Sergei Karaulov, Uzbekistan

- 2005**
- Ian Mahinmi, France
 - Traded to Atlanta

- 2006**
- Traded to New York
 - Traded to Milwaukee

- 2007**
- Tiago Splitter, Brazil
 - Marcus Williams, Arizona (from Milwaukee)
 - Traded to Toronto

- 2008**
- George Hill, IUPUI
 - Malik Hairston, Oregon (from Phoenix)
 - James Gist, Maryland

- 2009**
- DeJuan Blair, Pittsburgh
 - Jack McClintock, Miami
 - Nando De Colo, France

- 2010**
- James Anderson, Oklahoma State
 - Ryan Richards, England

- 2011**
- Kawhi Leonard, SDSU (from Indiana)
 - Cory Joseph, Texas
 - Davis Bertans, Latvia (from Indiana)
 - Adam Hanga, Hungary

- 2012**
- Marcus Denmon, Missouri

- 2013**
- Livio Jean-Charles, France
 - Deshawn Thomas, Ohio State

- 2014**
- Kyle Anderson, UCLA
 - Nemanja Dangubic, Serbia

- 2015**
- Nikola Milutinovic, Serbia
 - Cady Lalanne, UMass

- 2016**
- Dejounte Murray, Washington

- 2017**
- Derrick White, Colorado
 - Jaron Blossomgame, Clemson

- 2018**
- Lonnie Walker IV, Miami
 - Chimezie Metu, Southern California

- 2019**
- Luka Samanic, Croatia
 - Keldon Johnson, Kentucky
 - Quindary Weatherspoon, Mississippi State

KEY DATES IN SPURS HISTORY

OCTOBER 10, 1973

In the first game in San Antonio history, the Spurs fell to the San Diego Conquistadors 121-106 in the HemisFair Arena ... Rich Jones led the Spurs in scoring with 25 points ... the Spurs lost their first four games before claiming their first win on 10/16/73 when they beat the Virginia Squires 116-106.

JANUARY 30, 1974

After a month of fighting, Angelo Drossos pulled off the biggest deal in Spurs history, purchasing George Gervin from the Virginia Squires ... the transaction wasn't a simple one due to legal battles between the Spurs, the Squires and the ABA League Office ... In fact, at one point, the 21-year-old Gervin went into hiding for a week as the three parties battled it out ... in the end Drossos and the Spurs won, and the rest, as they say, is history.

JANUARY 28, 1975

On this date the city of San Antonio hosted the 1975 ABA All-Star Game ... on the West squad were three Spurs, George Gervin, James Silas and Swen Nater ... but the East team dominated the game, posting a 151-124 win in front of 10,449 in the HemisFair Arena ... the coaches that night were Kevin Loughery and Larry Brown.

OCTOBER 22, 1976

The Spurs made their NBA debut, beating the 76ers 121-118 in Philadelphia ... Billy Paultz paced the Spurs with 27 points ... also making his NBA debut that night was Julius Erving of the Sixers ... later in the week, on 10/27/76, the Spurs played their first NBA game in the HemisFair Arena, beating Phoenix 115-106 behind a 41-point effort by Larry Kenon ... the Spurs finished their first NBA season with a 44-38 record and a trip to the playoffs.

APRIL 9, 1978

George Gervin set an NBA record scoring 33 points in the second quarter as the Spurs fell to New Orleans 153-132 in the final game of the regular season ... earlier in the day David Thompson had scored 73 points and entering the game Gervin knew that he needed to score 58 points to edge out Thompson for the 1978 NBA scoring title ... Gervin came through ... he had 53 at halftime and finished the game with 63 points—despite sitting out the fourth quarter—to claim his first scoring title.

APRIL 15, 1983

Spurs announced their All-Decade Team ... on the squad were George Gervin, Artis Gilmore, Mike Mitchell, James Silas and Mark Olberding ... the Iceman was named the Spurs Player of the Decade ... the same night Artis Gilmore scored his 20,000th career point.

FEBRUARY 28, 1984

The Spurs retired the No. 13 worn by James Silas ... it was the first number ever retired by the Spurs franchise and Silas earned the honor ... in his career he appeared in 618 games, scoring 10,290 points and handing out 2,406 assists ... Silas — who was an original Spur — enjoyed his best season in 1975-76 when he averaged 23.8 points, 5.4 assists and 4.0 rebounds ... his career was cut short by a knee injury that he suffered in November of 1976.

MAY 17, 1987

The Spurs won the NBA Draft Lottery in New York ... Bob Bass was on hand with a lucky Red Chameleon ... the good luck charm worked as the Spurs beat out six other teams and won the number one pick in the 1987 Draft, which they used to select All-Star center David Robinson.

DECEMBER 5, 1987

On this night the Spurs retired the No. 44 jersey worn by George Gervin ... 15,786 were on hand to pay tribute to the greatest player in Spurs history ... in his 12 seasons with the Spurs, the Iceman scored 23,602 points and led the NBA in scoring four times.

MAY 27, 1988

Red McCombs purchased the Spurs for \$47 million, becoming the first principal owner of the franchise ... the transaction took place after months of negotiations between McCombs and the Spurs original majority owner, Angelo Drossos.

NOVEMBER 4, 1989

In his first NBA game rookie center David Robinson led the Spurs to a 106-98 win over the Lakers in front of a crowd of 15,868 in the HemisFair Arena ... Robinson didn't miss a beat despite the fact that he had spent the two previous years serving as a Navy ensign, stationed at Kings Bay, GA ... the Admiral finished the game with 23 points and 17 rebounds.

MARCH 26, 1993

On this date a group of 22 investors purchased the franchise from Red McCombs ... the two leaders of the group were Bob Coleman and Robert McDermott ... the original deal was struck on 2/19/93 between the group and McCombs, then a month later the move — with some minor changes — was approved by the NBA League Office.

MAY 20, 1993

The end of an era ... after calling the HemisFair Arena home for 20 years the Spurs played their final game in the Arena falling to the Suns 102-100 in Game 6 of their Western Conference Semifinal series ... in those 20 seasons, the Spurs played 893 regular season and playoff games in the Arena, attracting 9,383,257 fans.

MAY 23, 1995

On this date the NBA announced its 1994-95 Most Valuable Player — Mr. David Robinson ... the Admiral led the Spurs to a 62-20 record — the best mark in the NBA in 1994-95 — and became the first player in San Antonio history to win the award ... Robinson was among league leaders in five categories: scoring, rebounding, blocked shots, steals and field goal percentage.

KEY DATES IN SPURS HISTORY

FEBRUARY 11, 1996

One of the most exciting weekends in San Antonio history was capped with the 46th Annual NBA All-Star Game ... a crowd of 36,037 packed the Alamodome and saw the East defeat the West 129-118 despite solid efforts from Spurs All-Stars David Robinson and Sean Elliott ... the entire 1996 NBA All-Star Weekend was a hit as, for three days, the eyes of the basketball world were focused on the Alamo City.

MAY 6, 1996

In Springfield, Massachusetts, George Gervin was inducted into the Naismith Memorial Basketball Hall of Fame ... the honor is one that Gervin deserves ... in his 14-year professional career he scored 26,595 points which is the 12th highest total in history.

MAY 17, 1997

Ten years after winning the 1987 NBA Draft Lottery, the Spurs won the 1997 Lottery and the right to select Wake Forest star Tim Duncan ... winning the lottery was one of the few bright spots for the Spurs during the 1996-97 season ... they limped through the year without David Robinson and others, finishing with a 20-62 mark.

MARCH 20, 1998

On this date the Spurs retired the No. 00 of point guard Johnny Moore ... in his nine seasons with the Spurs, Moore appeared in 519 games, averaging 9.4 points and 7.4 assists per game ... Moore — whose career was cut short by Desert Fever — joined George Gervin and James Silas becoming just the third player in Spurs history to have their number retired by the franchise.

JUNE 25, 1999

An Avery Johnson 18-foot jumper with 47.0 seconds left gave the Spurs a 78-77 lead over the New York Knicks in Madison Square Garden in Game 5 of the 1999 NBA Finals ... neither team scored another point, as the Spurs held on to win the game and capture their first NBA Championship.

JUNE 15, 2003

Stephen Jackson's jumper gives the Spurs the lead with 6:34 left in the fourth quarter of Game 6 of the NBA Finals ... the Spurs outscore the Nets 15-5 down the stretch to clinch the second NBA Championship in franchise history.

NOVEMBER 10, 2003

David Robinson had his No. 50 hoisted into the rafters of the AT&T Center ... Robinson retired as the Spurs all-time NBA leader in games, points, rebounds, steals and blocks ... he finished his career with a pair of NBA Championships (1999 and 2003) and a legacy off the court thanks to the Carver Academy, a school on the East Side of San Antonio created by Robinson.

MARCH 6, 2005

The Spurs retired Sean Elliott's No. 32 ... Elliott, who played 11 years in the Silver and Black, ended his career as the Spurs all-time leader in three-point field goals made (with 563) and attempted (1,485) ... the two-time NBA All-Star helped lead the Spurs to their first NBA Championship in 1999.

JUNE 23, 2005

The Spurs defeated the Pistons in Game 7 of the NBA Finals to capture their third NBA Championship in seven years ... Tim Duncan joined Magic Johnson, Michael Jordan and Shaquille O'Neal as the only players to capture three Finals MVP awards ... Duncan finished with 25 points and 11 rebounds to propel the Spurs to a 81-74 victory.

JUNE 14, 2007

Four-for-four ... the Spurs won their fourth NBA Championship by sweeping the Cavaliers in the 2007 Finals ... San Antonio won Game 4 in Cleveland 83-82 behind 27 points from Manu Ginobili and 24 from Tony Parker ... Parker, who averaged 24.5 points while shooting .568 from the field, made NBA history becoming the first European-born player to be named the Finals MVP.

DECEMBER 22, 2007

Avery Johnson became the sixth Spur to have his jersey retired ... during his 10 years in San Antonio, AJ appeared in 644 games and is the Spurs all-time assists leader (handing out 4,474) ... the starting point guard for the Spurs 1999 NBA Championship team ... his No. 6 now hangs alongside two former teammates: Sean Elliott and David Robinson.

SEPTEMBER 11, 2009

David Robinson's career is capped off with his induction to the Naismith Memorial Basketball Hall of Fame ... over his 14-year career he averaged 21.1 points, 10.6 rebounds and 2.99 blocks in 987 regular season games ... a 10-time NBA All-Star, Robinson was the first Spurs player to win the MVP Award (1995) ... was named one of the NBA's 50 Greatest Players in 1996.

DECEMBER 12, 2010

Less than a month after becoming the Spurs all-time NBA scoring leader, Tim Duncan surpasses David Robinson as the Silver and Black's all-time leader in games played, taking the floor for the 988th time in his storied career.

MARCH 21, 2012

Known as one of the best defenders of his era, Bruce Bowen has his jersey retired in the rafters of the AT&T Center ... spent nine seasons (2001-09) with the Spurs and was a member of three NBA Championship teams (2003, 2005 and 2007) ... earned a spot on the NBA's All-Defensive Team in eight of his nine seasons ... On Feb. 22, 2002, started a streak of 500 consecutive games played and started which lasted until March 14, 2008 (Spurs franchise record).

KEY DATES IN SPURS HISTORY

2012-13 SEASON

The San Antonio Spurs celebrated their 40th anniversary throughout the 2012-13 season ... in the summer of 1973 a group of local investors leased the Dallas Chaparrals and relocated the team to San Antonio ... midway through their first season in the Alamo City the group purchased the team outright, and the Spurs have been a mainstay in San Antonio culture ever since ... the Silver and Black played their first three seasons in the ABA before joining the NBA in the summer 1976, along with the Nets, Nuggets and Pacers ... since the team moved to San Antonio, 318 players have suited up for the Spurs ranging from NBA Hall of Famers George "Iceman" Gervin and David Robinson to Steve Bardo who did not score in one minute of action in his only game with the team.

MARCH 22, 2013

Spurs Head Coach Gregg Popovich became the 12th coach in NBA history to reach the 900-win plateau with a 104-97 victory vs. Utah on March 22 ... he is also the second coach (Jerry Sloan, Utah - 1,127) in NBA history to win 900 games with one franchise.

JUNE 6, 2013

The San Antonio Spurs began their fifth NBA Finals appearance in franchise history against the Miami Heat in June of 2013 ... the fifth appearance ranked eighth all-time in Finals history ... the Silver and Black defeated the L.A. Lakers (4-0), Golden State Warriors (4-2) and the Memphis Grizzlies (4-0) to advance to the Finals stage ... the Heat went on to win the best-of-seven series, 4-3 ... during these Finals, Tim Duncan became just the second player in NBA history to appear in a Finals series in three separate decades.

JUNE 15, 2014

The San Antonio Spurs won their fifth NBA Title in franchise history with a 4-1 best-of-seven series win vs. the Miami Heat ... the Silver and Black defeated the Dallas Mavericks (4-3), Portland Trail Blazers (4-1) and the Oklahoma City Thunder (4-2) to advance to their second consecutive NBA Finals. Spurs forward Kawhi Leonard was named the 2014 NBA Finals MVP, becoming the third-youngest player in history to win the award.

FEBRUARY 9, 2015

Spurs Head Coach Gregg Popovich became the ninth head coach in NBA history to record 1,000 career wins with a 95-93 victory at Indiana on Feb. 9 ... Popovich became the third fastest coach to 1,000 career victories, trailing only Phil Jackson and Pat Riley, and the second coach all time to record 1,000 wins with one franchise, joining Utah's Jerry Sloan.

APRIL 7, 2015

The Spurs trio of Tim Duncan, Manu Ginobili and Tony Parker set a new record for most games played by a trio in NBA history by playing their 730th career game together at Oklahoma City on April 7 ... San Antonio's "Big Three" played 14 seasons together spanning from 2002-16.

NOVEMBER 1, 2015

The Spurs trio of Tim Duncan, Manu Ginobili and Tony Parker set a new record for most regular season wins by a trio in NBA history by winning their 541st career game together at Boston on November 1 ... San Antonio's "Big Three" won 575 regular season games together from the 2002-03 season through the 2015-16 season.

NOVEMBER 16, 2015

Tim Duncan recorded his 2,955th career block moving into fifth place on the NBA's all-time blocks list vs. Portland on November 16 ... With the rejection, Duncan passed David Robinson to also become San Antonio's all-time franchise leader in blocks.

APRIL 5, 2016

Tim Duncan earned his 1,000th career win at Utah on April 5, joining Kareem Abdul-Jabbar and Robert Parish as just the third player in NBA history to win 1,000 games ... Duncan is the only player ever to register 1,000 wins with one team.

August 27, 2018

Manu Ginobili announces his retirement after 16 seasons with the Spurs. Ginobili captured four NBA championships while posting a career winning percentage of .721 (762-295), which is the best winning percentage in NBA history among players who have appeared in at least 1,000 games. Ginobili is one of only two players in history, along with Bill Bradley, to win a EuroLeague title, an NBA championship and an Olympic gold medal.

April 13, 2019

Gregg Popovich earned the 1,413th total win (regular season + postseason) of his coaching career in a 101-96 Game 1 playoff victory over the Denver Nuggets, making him the winningest coach in NBA history after surpassing Lenny Wilkens (1,412).

June 10, 2019

Tony Parker announces his retirement after 18 NBA seasons, including 17 with the Spurs. Parker was a member of four NBA titles with the Silver and Black and was named the MVP of the 2007 NBA Finals. He is San Antonio's all-time franchise leader in career assists with 6,829. He also ranks second in games played (1,198), fourth in points (18,493), fourth in steals (1,032) and sixth in rebounds (3,313).

SPURS ALL-TIME TRANSACTIONS

(NBA SEASONS ONLY)

1976-77

August 5: Selected Louie Dampier in the NBA Dispersal Draft.
 August 20: Signed Mike D'Antoni.
 October 19: Waived Ken Smith.
 November 4: Signed Louie Nelson.
 November 16: Acquired Mack Calvin from the L.A. Lakers.
 November 17: Waived Louie Nelson.
 November 22: Waived Mike D'Antoni.
 December 13: Waived Henry Ward.
 February 11: Waived Mack Calvin.
 April 19: Signed Rick Bullock.
 May 5: Re-signed Head Coach Doug Moe.

1977-78

July 20: Signed draft pick Jeff Wilkins.
 October 14: Signed Jim Eakins;
 Released Jeff Wilkins.
 November 12: Acquired Mike Green from Seattle for second round draft picks in 1978 and 1979.
 November 22: Waived Jim Eakins.
 November 28: Waived Scott Sims.
 April 14: Named George Karl Assistant Coach.
 May 8: Re-signed Mike Gale.
 May 11: Signed Head Coach Doug Moe to a contract extension.

1978-79

June 12: Re-signed Billy Paultz.
 July 7: Acquired Mel Davis from New Orleans for a third round draft pick in 1979.
 September 20: Waived Gerald Henderson and Marshall Rogers.
 September 23: Re-signed George Gervin.
 September 25: Waived Rich Adams.
 October 2: Waived Moe Layton.

1979-80

June 26: Acquired the rights to draft choice Johnny Moore from Seattle for cash.
 July 19: Signed draft choice Wiley Peck.
 July 20: Acquired Paul Griffin from Utah compensating the loss of Allan Bristow.
 July 23: Signed draft choices Johnny Moore, Sylvester Norris, Al Daniel and Terry Knight.
 August 31: Acquired Kevin Restani from Milwaukee for cash.
 September 5: Acquired Tate Armstrong from Chicago compensating the loss of Coby Dietrick.
 September 12: Re-signed Larry Kenon.
 September 13: Traded Mike Green to Kansas City for a second round draft pick in 1980 and cash.
 October 5: Acquired Irv Kiffin from the Los Angeles Lakers for a second round draft pick in 1980.
 December 19: Waived Irv Kiffin.
 January 18: Acquired John Shumate and cash from Houston for Billy Paultz.
 March 22: Signed Tim Bassett.

1980-81

June 6: Waived Tim Bassett.
 June 11: Named Stan Albeck Head Coach.
 June 12: Named Morris McHone Assistant Coach.
 June 18: Signed Johnny Moore.
 July 7: Signed Ed Lawrence and Danny Salisbery.
 July 28: Renegotiated the contract of George Gervin.
 August 15: Signed George Johnson.
 September 12: Received second round draft picks from Cleveland and Seattle as compensation for losing Larry Kenon.
 September 26: Acquired Dave Corzine from Washington for second round picks in 1981 and 1982.
 October 4: Waived Sylvester Norris.
 October 6: Traded Mike Evans to Milwaukee for cash.
 November 24: Traded John Shumate to Seattle for cash.
 December 19: Acquired Ron Brewer from Portland for Mike Gale.
 February 8: Signed Gus Gerard to a 10-day contract.
 March 2: Released Gus Gerard.

1981-82

June 16: Traded James Silas and rights to Rich Yonakor to Cleveland for 1982 second round pick and cash.
 July 24: Signed draft choices Gene Banks and Ed Rains.
 October 28: Acquired Mike Bratz from Cleveland for a third round draft pick in 1983.
 December 21: Waived Kevin Restani.
 December 24: Acquired Mike Mitchell and Roger Phegley from Cleveland for Ron Brewer and Reggie Johnson.
 December 29: Signed Steve Hayes to a 10-day contract.
 February 16: Acquired John Lambert from Kansas City for a third round draft pick in 1984 and cash.
 March 8: Signed Rich Yonakor to a 10-day contract.
 March 29: Signed Rich Yonakor for the remainder of the season.
 May 20: Re-signed Head Coach Stan Albeck.
 May 25: Re-signed Assistant Coach Morris McHone.

1982-83

July 22: Acquired Artis Gilmore from Chicago for Dave Corzine and Mark Olberding.
 July 30: Re-signed Rich Yonakor; Signed Walter Daniels and Daryl Braden.
 September 28: Acquired Jim Johnstone and second round draft picks in 1983 and 1985 from Atlanta for George Johnson.
 September 30: Signed draft choices Oliver Robinson and Willie Redden.
 October 14: Re-signed Johnny Moore.
 October 16: Signed Mike Dunleavy as a veteran free agent from Houston.
 October 18: Signed Bill Willoughby as a veteran free agent from Houston.
 October 26: Waived Willie Redden and U.S. Reed.
 December 14: Waived Jim Johnstone.
 January 18: Signed Coby Dietrick to a 10-day contract. Chicago received a fourth round draft pick in 1983 for relinquishing his rights.
 February 8: Waived Coby Dietrick.
 February 9: Signed Mike Sanders.
 February 10: Waived Bill Willoughby. Acquired Edgar Jones from Detroit for a second round draft pick in 1984 and a third round selection in 1985.
 March 4: Signed Geoff Crompton to a 10-day contract.
 March 14: Signed Geoff Crompton for the remainder of the season.
 March 23: Signed Robert Smith.
 April 6: Signed Billy Paultz.
 April 7: Waived Geoff Crompton.

1983-84

June 10: Named Morris McHone Head Coach;
 Named Allan Bristow Assistant Coach.
 June 15: Acquired Fred Roberts from New Jersey for rights to Head Coach Stan Albeck.
 July 1: Signed Mike Mitchell.
 July 11: Acquired Dave Batton from Washington for future considerations.
 August 3: Waived Ed Rains.
 August 17: Signed draft pick Darrell Lockhart;
 Signed David Lawrence.
 August 22: Signed draft choice Kevin Williams.
 October 14: Waived Robert Smith.
 October 17: Acquired Keith Edmonson from Atlanta for cash.
 Waived Mike Sanders.
 October 18: Waived Oliver Robinson.
 October 25: Waived David Lawrence.
 November 4: Acquired Mark McNamara from Philadelphia for a second round draft pick in 1986; Waived Darrell Lockhart.
 November 10: Waived Dave Batton.
 December 4: Signed John Lucas; Waived Roger Phegley.
 December 12: Waived Kevin Williams.
 December 28: Named Bob Bass Head Coach replacing Morris McHone.
 January 2: Signed Robert Miller to a 10-day contract.
 January 11: Waived Robert Miller.
 January 12: Signed Dave Robisch to a 10-day contract.
 January 21: Acquired Ron Brewer from Golden State for a second round draft pick in 1985 and cash; Received a second round draft pick in 1984 for Keith Edmonson.
 Waived Dave Robisch.
 January 22: Waived Dave Robisch.
 February 25: Signed Steve Lingenfelter to a 10-day contract.

SPURS ALL-TIME TRANSACTIONS

(NBA SEASONS ONLY)

March 5: Waived Steve Lingenfelter.
 March 6: Signed Brant Weidner to a 10-day contract.
 March 26: Signed Brant Weidner for the remainder of the season.
 May 2: Re-signed Edgar Jones.
 May 9: Named Cotton Fitzsimmons Head Coach.
 May 25: Signed Ralph McPherson, Charlie Jones and Jose Slaughter.

1984-85

July 15: Named Scotty Robertson and Gary Fitzsimmons Assistant Coaches.
 July 17: Signed draft choice Alvin Robertson.
 July 19: Waived Brant Weidner.
 August 17: Waived Dean Marquardt, Ken Stancell and Ralph McPherson.
 August 23: Signed draft choice Ozell Jones.
 August 29: Signed draft choice Joe Binion.
 September 11: Waived Charlie Jones.
 September 12: Matched an offer sheet from Houston to retain John Lucas.
 September 27: Signed Ron Brewer.
 October 4: Acquired James Bailey from Houston for John Lucas.
 December 5: Waived Ron Brewer.
 December 11: Acquired Billy Knight from Kansas City for Mark McNamara.
 December 14: Acquired Jeff Cook from Cleveland for Edgar Jones and cash.
 December 15: Acquired Marc Iavaroni from Philadelphia for a third round draft pick in 1986.
 December 18: Acquired Utah's second round picks in 1986 and 1988 in exchange for Fred Roberts.
 April 10: Signed David Thirdkill.
 April 12: Signed Linton Townes.
 May 2: Announced Scotty Robertson resigned as Assistant Coach.

1985-86

June 18: Acquired Steve Johnson and a second round draft pick in 1985 from Chicago for Gene Banks.
 June 19: Waived Billy Knight.
 July 2: Waived David Thirdkill.
 July 8: Signed draft choice Mike Brittann.
 July 11: Signed draft choice Alfredrick Hughes.
 July 16: Waived Linton Townes. Named Don Buse Assistant Coach.
 August 29: Signed Victor Fleming.
 September 18: Signed Sidney Lowe and Stewart Granger.
 September 20: Re-signed Jeff Cook; Signed draft choice Tyrone Corbin.
 October 9: Acquired Earl Jones from the Los Angeles Lakers for future considerations.
 October 14: Waived Stewart Granger and Sidney Lowe. Re-signed Marc Iavaroni.
 October 15: Signed Wes Matthews.
 October 23: Acquired Jon Sundvold from Seattle for a second round draft pick in 1986.
 October 24: Acquired David Greenwood from Chicago for George Gervin.
 October 25: Waived Victor Fleming and Ozell Jones.
 October 29: Signed Johnny Moore.
 January 15: Signed Rod Higgins to a 10-day contract.
 February 1: Signed Ennis Whatley to a 10-day contract; Waived Rod Higgins.
 February 10: Signed Jeff Lamp and Ray Williams to 10-day contracts.
 February 16: Acquired Jeff Wilkins from Utah for Marc Iavaroni and Jeff Cook.

1986-87

May 27: Named Bob Weiss Head Coach.
 June 19: Acquired Mychal Thompson and the draft rights to Larry Krystkowiak from Portland for Steve Johnson.
 July 2: Re-signed Alvin Robertson.
 July 9: Named Lee Rose Assistant Coach.
 July 15: Signed Ed Nealy.
 July 23: Signed draft choice Johnny Dawkins.
 September 25: Re-signed Artis Gilmore.

October 8: Waived Forrest McKenzie, Alfredrick Hughes and Wes Matthews.
 October 22: Waived Jeff Taylor.
 October 28: Waived Mike Brittann.
 November 22: Signed Forrest McKenzie.
 December 15: Waived Forrest McKenzie.
 December 18: Acquired Walter Berry from Portland for Kevin Duckworth.
 December 29: Signed Anthony Jones to a 10-day contract.
 January 17: Signed Anthony Jones for the remainder of the season.
 January 21: Waived Tyrone Corbin.
 February 13: Acquired Frank Brickowski and Petur Gudmundsson, along with a first round draft pick in 1987, a second round pick in 1990 and cash from the Lakers for Mychal Thompson.
 March 12: Signed Mike Brittann to a 10-day contract.
 March 21: Signed Mike Brittann to a second 10-day contract.
 March 30: Waived Mike Brittann.

1987-88

October 1: Signed draft picks Todd May, Raynard Davis, Dennis Williams and Nate Blackwell.
 October 6: Signed draft pick Greg Anderson.
 October 8: Signed David Greenwood.
 October 16: Signed Jerome Henderson.
 October 27: Signed Kurt Nimphius as a veteran free agent from Detroit.
 October 28: Waived Jerome Henderson.
 November 4: Waived Anthony Jones.
 November 6: Signed draft pick David Robinson.
 November 12: Signed Leon Wood.
 November 18: Acquired Charles Davis from Milwaukee for Larry Krystkowiak and cash.
 November 19: Waived Johnny Moore.
 December 1: Waived Nate Blackwell.
 December 28: Waived Charles Davis.
 January 29: Signed Pete Myers.
 February 17: Waived Leon Wood.
 March 10: Signed draft pick Phil Zevenbergen.
 March 21: Signed Rick Wilson to a 10-day contract.
 April 1: Signed Rick Wilson to a second 10-day contract.
 April 8: Signed Richard Rellford to a 10-day contract.
 April 11: Signed Rick Wilson for the remainder of the season.
 April 18: Signed Richard Rellford for the remainder of the season.

1988-89

June 13: Named Larry Brown Head Coach.
 June 23: Lost Jon Sundvold to Miami in the NBA Expansion Draft.
 June 30: Signed Petur Gudmundsson.
 July 22: Signed draft pick Shelton Jones.
 July 28: Acquired the draft rights to Vernon Maxwell from Denver for a second round draft pick in 1989.
 August 24: Acquired Albert King from Philadelphia for Pete Myers.
 August 29: Acquired Dallas Comegys from New Jersey for Walter Berry.
 September 2: Signed draft pick Willie Anderson.
 September 23: Signed Rod Foster; Signed draft pick Barry Sumpter.
 September 27: Signed Chuck Nevitt.
 October 6: Extended Alvin Robertson's contract.
 October 7: Signed Cedric Hunter.
 October 8: Signed Pace Mannion.
 October 13: Waived Rod Foster and Barry Sumpter.
 October 21: Claimed Keith Smart off waivers from Golden State.
 October 24: Waived Chuck Nevitt and Pace Mannion.
 October 31: Waived Cedric Hunter.
 November 2: Acquired Mike Smrek from Los Angeles Lakers for a second round draft pick in 1990.
 November 3: Waived Phil Zevenbergen.
 November 10: Waived Keith Smart; Signed John Stroeder and Darwin Cook.
 November 14: Waived John Stroeder.

SPURS ALL-TIME TRANSACTIONS

(NBA SEASONS ONLY)

November 22: Acquired Jerome Whitehead from Golden State for Shelton Jones.
 November 25: Signed Frank Brickowski.
 January 4: Signed Scott Roth to a 10-day contract.
 January 13: Signed Scott Roth for the remainder of the season.
 January 26: Acquired Calvin Natt and Jay Vincent from Denver for David Greenwood and Darwin Cook; Signed Michael Anderson to a 10-day contract.
 February 6: Signed Michael Anderson to a second 10-day contract.
 February 15: Signed Michael Anderson for the remainder of the season.
 February 20: Waived Calvin Natt.
 February 28: Signed Todd Mitchell to a 10-day contract.
 March 4: Waived Albert King.
 March 7: Waived Todd Mitchell.
 March 20: Signed Anthony Bowie to a 10-day contract.
 March 21: Waived Petur Gudmundsson.
 March 29: Signed Anthony Bowie to a second 10-day contract.
 April 9: Signed Anthony Bowie for the remainder of the season.
 April 18: Waived Michael Anderson.
 May 28: Acquired Terry Cummings from Milwaukee for Alvin Robertson and Greg Anderson.

1989-90

June 15: Lost Scott Roth to Minnesota in the NBA Expansion Draft.
 July 17: Signed Jens-Uwe Gordon.
 July 20: Signed Caldwell Jones.
 July 21: Signed Anthony Bowie.
 July 28: Signed Zarko Paspalj.
 August 15: Traded Anthony Bowie to Houston for cash.
 August 28: Acquired Maurice Cheeks, Cristian Welp and David Wingate from Philadelphia for Johnny Dawkins and Jay Vincent.
 September 22: Signed Warren Martin.
 September 29: Signed Jeff Lebo.
 October 3: Signed Lorenzo Charles and Kermit Washington.
 October 12: Signed draft pick Sean Elliott.
 October 20: Waived Warren Martin.
 October 31: Waived Cedric Hunter.
 November 21: Waived Jens-Uwe Gordon.
 November 22: Signed Johnny Moore; Waived Jeff Lebo.
 February 21: Acquired Rod Strickland from New York for Maurice Cheeks; Traded Vernon Maxwell to Houston for cash.
 February 22: Acquired Uwe Blab from Golden State for Christian Welp.
 March 5: Signed Reggie Williams.
 April 23: Signed Mike Mitchell; Waived Zarko Paspalj.

1990-91

July 20: Signed draft pick Tony Massenburg.
 August 1: Acquired Paul Pressey from Milwaukee for Frank Brickowski.
 August 20: Signed David Greenwood.
 August 23: Renounced the rights to Caldwell Jones and Johnny Moore.
 August 29: Signed draft pick Sean Higgins.
 September 7: Signed David Rivers.
 September 25: Acquired Mark McNamara from the Los Angeles Lakers for future considerations.
 October 1: Signed Rick Calloway and Orlando Graham; Waived Uwe Blab.
 October 11: Signed draft pick Dwayne Schintzius.
 October 15: Waived Orlando Graham.
 October 17: Waived David Rivers.
 October 29: Waived Rick Calloway.
 October 30: Acquired Sidney Green from Orlando for Mark McNamara.
 November 1: Waived Mike Mitchell.
 November 6: Signed Byron Dinkins.
 December 10: Signed Pete Myers.
 December 17: Signed Byron Dinkins.
 December 24: Waived Pete Myers and Reggie Williams.
 January 17: Signed Avery Johnson.

February 5: Signed Clifford Lett to a 10-day contract.
 February 25: Waived Clifford Lett.

1991-92

May 17: Acquired Kevin Pritchard from Golden State for future considerations.
 May 21: Waived David Greenwood.
 June 28: Waived David Wingate.
 August 9: Signed Tom Copa.
 August 13: Signed Mark Davis and Eric Johnson.
 August 15: Signed draft pick Greg Sutton.
 September 5: Signed Steve Bardo.
 September 23: Acquired Antoine Carr from Sacramento for Dwayne Schintzius.
 October 2: Signed Tom Garrick and Paul Mokeski.
 October 19: Waived Mark Davis and Eric Johnson.
 October 28: Waived Paul Mokeski and Kevin Pritchard.
 November 12: Signed Jud Buechler; Waived Steve Bardo.
 December 2: Waived Tony Massenburg.
 December 3: Signed Donald Royal.
 December 12: Signed Vinnie Johnson; Waived Tom Garrick.
 December 13: Waived Sean Higgins.
 December 17: Signed Morlon Wiley; Waived Avery Johnson and Jud Buechler.
 December 23: Signed restricted free agent Rod Strickland; Waived Morlon Wiley.
 January 19: Signed Steve Bardo to a 10-day contract.
 January 21: Fired Head Coach Larry Brown; Named Bob Bass Head Coach.
 February 27: Signed Trent Tucker; Waived Steve Bardo.
 April 15: Hired Jerry Tarkanian as Head Coach.

1992-93

May 5: Renounced their rights to Paul Pressey.
 June 25: Waived Tom Copa, Vinnie Johnson and Donald Royal.
 July 1: Acquired Dale Ellis from Milwaukee for the draft rights to Tracy Murray.
 July 21: Signed Lloyd Daniels.
 July 26: Signed draft pick Henry Williams.
 July 30: Signed Vinny Del Negro.
 August 10: Signed Larry Smith.
 August 19: Signed Matt Othick.
 September 3: Signed David Hoppen.
 September 25: Signed Sam Mack.
 October 6: Acquired David Wood from Houston in exchange for a second round draft pick in 1995.
 October 7: Signed Mark Wade.
 October 8: Signed Ennis Whatley.
 October 14: Waived Henry Williams and Ennis Whatley.
 October 26: Signed William Bedford.
 October 30: Waived David Hoppen and Mark Wade.
 November 3: Waived Greg Sutton.
 November 19: Signed Avery Johnson; Waived Matt Othick.
 December 9: Acquired J.R. Reid from Charlotte for Sidney Green.
 December 18: Fired Head Coach Jerry Tarkanian; Named John Lucas Head Coach.
 January 4: Waived William Bedford.

1993-94

August 13: Signed Sleepy Floyd.
 August 16: Signed Chris Childs.
 September 27: Signed Chuck Nevitt.
 October 1: Obtained Dennis Rodman and Isaiah Morris from Detroit for Sean Elliott and David Wood.
 October 21: Waived Sam Mack.
 October 25: Waived Chris Childs and Isaiah Morris.
 November 8: Obtained guard Negele Knight from Phoenix for a second round pick in 1994.
 December 15: Waived Chuck Nevitt.
 Signed Jack Haley.

1994-95

May 31: Named Gregg Popovich Executive Vice President, Basketball Operations/General Manager.
 June 2: Named Sam Schuler Director of Player Personnel.

SPURS ALL-TIME TRANSACTIONS

(NBA SEASONS ONLY)

July 19: Acquired Sean Elliott from Detroit for the draft rights to Bill Curley and a second round pick in 1997.
 July 21: Signed Chuck Person.
 July 22: Signed Avery Johnson.
 August 25: Signed Moses Malone.
 August 29: Named Bob Hill Head Coach.
 August 31: Named Hank Egan, Dave Cowens and Paul Pressey Assistant Coaches.
 October 4: Waived Lloyd Daniels.
 October 6: Signed Demetrius Calip, Corey Crowder, Jack Haley, Julius Nwosu and Matt Othick.
 October 10: Waived Demetrius Calip and Matt Othick.
 October 27: Waived Corey Crowder and Keith Johnson.
 November 12: Signed Corey Crowder.
 December 26: Signed Doc Rivers; Waived Corey Crowder.
 February 26: Signed Howard Easley to a 10-day contract.
 March 9: Signed Howard Easley to a second 10-day contract.
 March 18: Signed Howard Easley for the season.
 April 17: Waived Howard Easley.

1995-96

September 29: Signed Greg Anderson, Carl Herrera and Brad Lohaus.
 Signed Sean Elliott.
 October 2: Obtained Will Perdue, along with other considerations, from Chicago for Dennis Rodman.
 October 5: Signed Bryan Collins, Sean Gay and Artie Griffin.
 October 7: Signed Dell Demps.
 October 10: Waived Bryan Collins.
 October 13: Waived Sean Gay.
 October 20: Waived Artie Griffin.
 October 24: Waived Sebastian Neal.
 December 6: Signed David Robinson to a new, multi-year contract.
 February 8: Obtained Charles Smith and Monty Williams from New York for Brad Lohaus, J.R. Reid and a first round pick in 1996.
 August 29: Signed Vernon Maxwell.

1996-97

October 3: Signed Elmer Bennett, Dexter Boney and Greg Kite.
 October 4: Signed Dominique Wilkins.
 October 29: Waived Elmer Bennett, Dexter Boney and Greg Kite.
 October 30: Signed Tim Kempton.
 December 10: Waived Tim Kempton. Fired Head Coach Bob Hill; Named Gregg Popovich Head Coach.
 December 18: Signed Stephen Howard.
 December 26: Signed Gaylon Nickerson.
 January 6: Signed Jason Sasser to a 10-day contract; Waived Stephen Howard and Gaylon Nickerson.
 January 8: Signed Devin Gray to a 10-day contract.
 January 17: Signed Jason Sasser to a second 10-day contract.
 January 28: Signed Jamie Feick and Darrin Hancock to 10-day contracts.
 February 10: Signed Jamie Feick to a second 10-day contract.
 February 20: Signed Jamie Feick for the remainder of season.
 March 2: Signed Joe Courtney to a 10-day contract.
 April 23: Announced that Gregg Popovich had signed a new contract to continue as Head Coach and General Manager.
 July 2: Re-signed Avery Johnson.

1997-98

September 29: Signed Donnie Boyce, Reggie Geary, Artie Griffin, Shaun Igo, Jaren Jackson, Malik Rose and David Wood.
 Signed Danya Abrams.
 October 2: Waived Donnie Boyce and Artie Griffin.
 October 15: Waived Danya Abrams and David Wood.
 October 23: Waived Shaun Igo.
 January 6: Waived Charles Smith.
 February 24: Signed Willie Burton to a 10-day contract.
 February 27: Waived Cory Alexander.

March 6: Signed Willie Burton to a second 10-day contract.
 March 16: Signed Willie Burton for the remainder of the season.
 April 1: Signed Brad Lohaus to a 10-day contract.
 April 11: Signed Brad Lohaus for the remainder of the season.

1998-99

June 24: Obtained Antonio Daniels from Vancouver for Carl Herrera and Felipe Lopez.
 January 21: Signed Mario Elie, Chris Garner, Andrew Gaze, Jerome Kersey, Gerard King, Jerald Reiner, Brett Robisch and Brandon Williams.
 Obtained Steve Kerr from Chicago for Chuck Person and a conditional first round pick.
 January 25: Waived Jerald Reiner and Brett Robisch.
 February 2: Waived Chris Garner.
 July 6: Signed Gregg Popovich to a multi-year contract extension.

1999-00

August 5: Signed Terry Porter.
 August 26: Signed Samaki Walker.
 August 31: Signed Felton Spencer.
 September 24: Signed Ira Newble and Carl Thomas.
 October 1: Signed Chucky Brown and Jerod Ward.
 October 3: Signed Todd Lindeman.
 October 7: Waived Jerod Ward.
 October 25: Waived Carl Thomas.
 October 27: Waived Ira Newble and Todd Lindeman.
 February 4: Waived Chucky Brown.
 June 16: Named Alvin Gentry Assistant Coach.
 July 21: Signed second round draft pick Chris Carrawell.
 August 2: Re-signed Tim Duncan; Signed free agent Raja Bell.
 August 3: Re-signed Avery Johnson and Antonio Daniels.
 August 4: Signed Derek Anderson.
 August 10: Signed Danny Ferry.
 August 11: Signed Ira Newble and Shawnette Scott.

2000-01

July 21: Signed Chris Carrawell.
 August 2: Signed Tim Duncan and Raja Bell.
 August 3: Signed Avery Johnson and Antonio Daniels.
 August 4: Signed Derek Anderson.
 August 10: Signed Danny Ferry.
 August 11: Signed Ira Newble and Shawnette Scott.
 August 25: Named Mike Brown Assistant Coach.
 October 2: Signed Ndongo N'Daiye.
 October 9: Waived Ndongo N'Daiye.
 October 24: Waived Chris Carrawell.
 October 30: Waived Raja Bell.
 June 29: Named Lance Blanks Head Scout. Waived Samaki Walker.
 July 25: Obtained Steve Smith from Portland for Derek Anderson and Steve Kerr.
 July 31: Signed Bruce Bowen.
 August 1: Re-signed Danny Ferry.
 Signed Mark Bryant.
 Signed Stephen Jackson and Charles Smith.
 August 3: Signed Amal McCaskill and Cherokee Parks.

2001-02

September 21: Signed first round draft pick Tony Parker.
 October 1: Signed Gerald Brown.
 October 8: Waived Bryan Bracey.
 October 29: Waived Gerald Brown.
 December 19: Signed Jason Hart.
 May 28: Announced the retirement of Assistant Coach Hank Egan.
 June 26: Obtained Speedy Claxton from Philadelphia for Mark Bryant and the rights to John Salmons and Randy Holcomb.
 July 1: Named R.C. Buford General Manager.

SPURS ALL-TIME TRANSACTIONS

(NBA SEASONS ONLY)

2002-03

July 19: Signed 1999 second round draft pick (57th overall) Manu Ginobili.
 July 22: Re-signed Danny Ferry.
 July 24: Re-signed Bruce Bowen.
 July 26: Named Brett Brown Director of Player Development.
 July 29: Re-signed Malik Rose.
 August 5: Acquired Steve Kerr and Erick Barkley and a 2003 second round pick from Portland in exchange for Amal McCaskill, Charles Smith and Antonio Daniels.
 August 26: Signed Kevin Willis.
 Sept. 6: Named PJ Carlesimo Assistant Coach.
 Sept. 30: Signed Eric Riley, Joe White, Devin Brown, Mikki Moore and Duane Causwell.
 October 3: Acquired Mengke Bateer from Detroit in exchange for a 2003 second round pick. Waived Eric Riley and Duane Causwell.
 October 23: Waived Devin Brown, Joe White and Mikki Moore.
 October 26: Traded Erick Barkley to Chicago and cash considerations for future considerations.
 November 3: Signed Devin Brown.
 November 19: Waived Devin Brown.
 November 20: Signed Anthony Goldwire.
 December 29: Waived Anthony Goldwire.

2003-04

July 16: Re-signed Tim Duncan.
 Signed Rasho Nesterovic.
 July 24: Traded Danny Ferry to Indiana as part of a three team deal, acquired Hedo Turkoglu from Sacramento and Ron Mercer from Indiana. Signed Robert Horry.
 July 30: Signed Devin Brown and Anthony Carter.
 August 1: Re-signed Kevin Willis.
 September 4: Named Mario Ellie Assistant Coach.
 September 29: Signed Larry Ayuso, Ernest Brown, Alex Garcia, Dan Langhi, Sean Marks and Igor Rakocevic.
 October 5: Waived Igor Rakocevic.
 October 8: Picked up fourth year option for Tony Parker.
 October 16: Waived Larry Ayuso.
 October 17: Signed Shane Heal.
 October 20: Waived Ernest Brown.
 October 23: Waived Dan Langhi.
 October 31: Waived Sean Marks. Signed Jason Hart.
 November 17: Waived Shane Heal. Signed Sean Marks.
 December 5: Bought out the remainder of Anthony Carter's contract.
 December 16: Signed Head Coach Gregg Popovich to a multi-year contract extension through the 2007-08 season.
 January 9: Signed Charlie Ward.
 February 27: Waived Ron Mercer.
 March 8: Signed Matt Carroll.

2004-05

July 14: Re-signed Bruce Bowen.
 Signed Beno Udrih.
 July 15: Re-signed Manu Ginobili.
 Signed Brent Barry and Romain Sato
 August 4: Re-signed Sean Marks.
 Signed Tony Massenburg
 August 5: Re-signed Robert Horry
 August 25: Signed Linton Johnson III
 September 30: Signed James Thomas
 October 4: Signed Ruben Boumte Boumte and Marque Perry
 October 18: Waived Valtter Monteiro
 October 27: Waived James Thomas
 November 2: Signed Tony Parker to a multi-year contract extension
 February 24: Obtained Nazr Mohammed and Jamison Brewer from the New York Knicks in exchange for Malik Rose and a pair of first round picks. Waived Romain Sato
 February 26: Waived Jamison Brewer
 March 17: Signed Dion Glover to a 10-day contract
 March 30: Signed Dion Glover to a second 10-day contract
 April 4: Signed Glenn Robinson and waived Dion Glover

2005-06

July 13: Named Chip Engelland Assistant Coach.
 August 2: Re-signed Robert Horry. Signed Fabricio Oberto.
 August 29: Signed Nick Van Exel.
 September 2: Signed Michael Finley.
 September 6: Re-signed Sean Marks.
 September 29: Signed Kyle Bailey, Stephen Graham, Sharrod Ford, Melvin Sanders and Jawad Williams.
 September 30: Named Sam Presti Assistant General Manager, Dell Demps Director of Pro Player Personnel and Rob Hennigan Basketball Operations Assistant.
 October 15: Waived Kyle Bailey.
 October 17: Waived Jawad Williams.
 October 26: Waived Stephen Graham, Sharrod Ford and Melvin Sanders.
 November 9: Signed Melvin Sanders.
 November 17: Signed Alex Scales.
 November 19: Waived Melvin Sanders.
 November 29: Waived Alex Scales.
 January 22: Signed Melvin Sanders to a 10-day contract.
 March 16: Signed Melvin Sanders to a second 10-day contract.
 March 26: Signed Melvin Sanders for remainder of season.
 June 22: Obtained Matt Bonner, Eric Williams and a 2009 second round pick from Toronto in exchange for Rasho Nesterovic.
 July 12: Signed Jacque Vaughn.
 July 21: Signed Jackie Butler.
 August 2: Signed Francisco Elson.

2006-07

September 15: Signed Charles Lee, Rich Melzer, Jared Reiner and Jamar Smith.
 September 20: Signed Olu Famutimi. Named Sam Presti Vice President/Assistant General Manager.
 October 20: Waived Olu Famutimi, Rich Melzer and Jared Reiner.
 October 26: Waived Charles Lee, Melvin Sanders and Jamar Smith.
 October 28: Exercised fourth-year option on Beno Udrih.
 November 3: Signed James White.
 December 15: Assigned James White to the Austin Toros of the NBA Development League.
 December 26: Recalled James White from the Austin Toros.
 December 29: Assigned James White to the Austin Toros.
 January 27: Recalled James White from the Austin Toros.
 February 13: Obtained Melvin Ely from Charlotte in exchange for Eric Williams and a 2009 second round pick.
 June 28: Obtained a 2008 second round pick from Toronto in exchange for the draft rights to Giorgos Printezis.
 July 12: Obtained Vassilis Spanoulis, a 2009 second round pick and other considerations from Houston in exchange for Jackie Butler and the rights to Luis Scola. Re-signed Matt Bonner and Jacque Vaughn.
 July 18: Re-signed Fabricio Oberto.
 July 23: Waived James White.
 August 16: Signed Ime Udoka.
 August 23: Signed Ian Mahinmi. Released Vassilis Spanoulis from his contract.

2007-08

September 4: Named Brett Brown and Chad Forcier Assistant Coaches.
 September 29: Signed Marcus Williams.
 October 1: Signed Kris Lang, Keith Langford, Anthony Lever-Pedroza and Darius Washington.
 October 7: Re-signed Bruce Bowen to a contract extension.
 October 19: Waived Anthony Lever-Pedroza.
 October 24: Waived Kris Lang and Keith Langford.
 October 27: Waived Marcus Williams.
 October 29: Traded Beno Udrih to the Minnesota Timberwolves in exchange for a protected 2008 second round draft pick.
 November 2: Re-signed Tim Duncan to a contract extension.
 November 21: Assigned Ian Mahinmi to the Austin Toros.
 November 29: Assigned Darius Washington to the Austin Toros.
 December 13: Recalled Darius Washington from the Austin Toros.
 December 21: Assigned Darius Washington to the Austin Toros.
 December 26: Signed Marcus Williams.
 December 28: Waived Darius Washington. Signed Keith Langford.

SPURS ALL-TIME TRANSACTIONS

December 29: Waived Marcus Williams. Signed DerMarr Johnson.
 January 7: Waived DerMarr Johnson and Keith Langford.
 January 10: Signed Jeremy Richardson to a 10-day contract.
 January 20: Signed Jeremy Richardson to a second 10-day contract.
 January 28: Recalled Ian Mahinmi from the Austin Toros.
 February 1: Assigned Ian Mahinmi to the Austin Toros.
 February 3: Signed Damon Stoudamire.
 February 20: Obtained Kurt Thomas from the Seattle SuperSonics in exchange for Francisco Elson, Brent Barry and a 2009 first round draft pick.
 March 24: Signed Brent Barry.
 April 1: Signed Bobby Jones to a 10-day contract.
 April 11: Signed DerMarr Johnson.
 June 26: Traded draft rights of Gordan Dragic to Phoenix Suns in exchange for Malik Hairston, a 2009 second-round pick and cash considerations.
 July 7: Signed Roger Mason Jr.
 July 22: Re-signed Kurt Thomas.
 July 23: Signed Anthony Tolliver.
 August 22: Re-signed Michael Finley.

2008-09

September 17: Signed Desmon Farmer, Devin Green, Brian Morrison and Darryl Watkins.
 September 24: Signed George Hill and Salim Stoudamire
 October 1: Signed Charles Gaines and waived Brian Morrison.
 October 20: Waived Charles Gaines.
 October 23: Waived Salim Stoudamire, Devin Green and Darryl Watkins.
 October 26: Waived Malik Hairston.
 November 14: Assigned Ian Mahinmi to the Austin Toros.
 November 16: Signed Blake Ahearn and waived Desmon Farmer.
 November 30: Assigned Blake Ahearn to the Austin Toros.
 December 2: Recalled Ian Mahinmi from the Austin Toros and assigned Anthony Tolliver the Toros.
 December 15: Waived Blake Ahearn.
 December 19: Recalled Anthony Tolliver from the Austin Toros.
 December 22: Signed Malik Hairston.
 December 26: Assigned Malik Hairston to the Austin Toros
 January 7: Waived Anthony Tolliver.
 January 16: Signed Austin Croshere to a 10-day contract.
 February 1: Re-assigned Ian Mahinmi to the Toros.
 February 25: Signed Pops Mensah-Bonsu to a 10-day contract.
 March 5: Signed Drew Gooden.
 March 25: Assigned Malik Hairston to the Austin Toros
 April 2: Assigned Ian Mahinmi to the Austin Toros.
 April 8: Signed Marcus Williams and waived Malik Hairston.
 April 15: Assigned Marcus Williams to the Austin Toros.
 June 23: Obtained Richard Jefferson from Milwaukee in exchange for Bruce Bowen, Fabricio Oberto and Kurt Thomas.
 July 8: Signed Marcus Haislip and Malik Hairston.
 July 10: Signed Antonio McDyess.
 July 16: Signed DeJuan Blair.
 July 24: Signed Theo Ratliff.

2009-10

September 23: Signed Keith Bogans, Curtis Jerrells and Dwayne Jones, waived Jack McClinton.
 October 13: Waived Dwayne Jones.
 October 22: Waived Curtis Jerrells.
 October 25: Waived Marcus Williams.
 December 4: Assigned Malik Hairston to the Austin Toros.
 December 7: Recalled Malik Hairston from the Austin Toros.
 January 14: Assigned Malik Hairston to the Austin Toros.
 January 22: Waived Marcus Haislip.
 February 18: Traded Theo Ratliff to Charlotte in exchange for a protected 2016 second-round pick.
 February 21: Recalled Malik Hairston from the Austin Toros.
 March 1: Granted Michael Finley release from his contract.
 March 10: Signed Cedric Jackson to a 10-day contract.
 March 13: Signed Garrett Temple to a 10-day contract.
 March 23: Signed Garrett Temple.
 March 24: Signed Curtis Jerrells; assigned to the Austin Toros.
 March 29: Signed Alonzo Gee.
 April 8: Assigned Alonzo Gee to the Austin Toros.

April 23: Recalled Alonzo Gee and Curtis Jerrells from the Austin Toros.

2010-11

July 12: Signed Tiago Splitter.
 July 13: Re-signed Matt Bonner.
 July 21: Re-signed Richard Jefferson.
 July 22: Signed Gary Neal.
 July 23: Signed James Anderson.
 July 29: Released guard Malik Hairston.
 September 27: Signed center Marcus Cousin, guard Thomas Gardner and forward Bobby Simmons.
 September 28: Signed guard Kirk Penney.
 September 30: Waived guard Thomas Gardner.
 October 11: Waived guard Kirk Penney.
 October 18: Traded guard Curtis Jerrells to New Orleans in exchange for a conditional second-round draft pick.
 October 19: Waived forward James Gist.
 October 21: Waived center Marcus Cousin.
 November 5: Waived forward Bobby Simmons and signed guard Chris Quinn.
 November 11: Waived guard Garrett Temple.
 November 16: Waived guard Alonzo Gee.
 November 17: Signed guard/forward Danny Green.
 November 23: Waived guard Danny Green.
 November 24: Signed guard/forward Ime Udoka.
 January 5: Waived guard/forward Ime Udoka.
 January 16: Signed forward Larry Owens to 10-day contract.
 January 26: Signed forward Larry Owens to second 10-day contract and assigned guard James Anderson to Austin Toros of NBA Development League.
 January 29: Recalled guard James Anderson from Austin Toros.
 February 7: Assigned guard James Anderson to Austin Toros.
 February 8: Signed forward Steve Novak to 10-day contract.
 February 22: Signed forward Steve Novak to second 10-day contract.
 February 23: Recalled guard James Anderson from Austin Toros.
 March 4: Signed guard/forward Othys Jeffers to 10-day contract and signed Steve Novak.
 March 6: Signed guard/forward Danny Green.
 March 25: Signed forward Da'Sean Butler.
 April 2: Assigned guard/forward Danny Green to Austin Toros.
 April 3: Recalled guard/forward Danny Green from Austin Toros.
 June 23: Obtained the draft rights to Kawhi Leonard, Davis Bertans and Erazem Lorbek from the Indiana Pacers in exchange for George Hill.

2011-12

December 9: Signed T.J. Ford.
 December 10: Signed Kawhi Leonard, Devin Gibson, Frank Hassell, Doug Thomas and Luke Zeller.
 December 12: Signed Antoine Hood and Gani Lawal and waived Devin Gibson.
 December 13: Waived Da'Sean Butler.
 December 18: Waived Antoine Hood and Doug Thomas.
 December 15: Signed Steve Novak.
 December 19: Waived Steve Novak and Antonio McDyess.
 December 22: Waived Gani Lawal.
 December 24: Waived Frank Hassell and Luke Zeller.
 January 2: Gary Neal assigned to Austin Toros.
 January 3: Assigned Cory Joseph to Austin Toros and recalled Gary Neal. Signed Ike Diogu.
 January 11: Waived Ike Diogu signed Malcolm Thomas and recalled Cory Joseph.
 January 30: Assigned Malcolm Thomas to Austin Toros.
 February 7: Waived Malcolm Thomas.
 February 20: Signed Eric Dawson to a 10-day contract.
 March 3: Assigned Cory Joseph to Austin Toros.
 March 9: Recalled Cory Joseph from Austin Toros.
 March 15: Obtained Stephen Jackson from the Golden State Warriors for Richard Jefferson, T.J. Ford and a protected first round pick; signed Eric Dawson to a 10-day contract.
 March 20: Cory Joseph assigned to Austin Toros.
 March 23: Signed Boris Diaw.
 March 24: Waived Eric Dawson and signed Justin Dentmon.
 March 27: Signed Patty Mills.
 March 30: Released Justin Dentmon.
 April 25: Signed Derrick Byars and recalled Cory Joseph from Austin Toros.

2012-13

November 15: Assigned Cory Joseph to the Austin Toros of the NBA D-League.
November 21: Signed James Anderson and recalled Cory Joseph from the Austin Toros.
December 1: Assigned Cory Joseph to the Austin Toros.
December 2: Assigned Nando De Colo to the Austin Toros.
December 3: Recalled Nando De Colo from the Austin Toros.
December 5: Recalled Cory Joseph from the Austin Toros.
December 17: Assigned Cory Joseph to the Austin Toros.
December 19: Assigned Kawhi Leonard to the Austin Toros.
December 20: Recalled Kawhi Leonard from the Austin Toros.
December 20: Waived James Anderson.
January 4: Assigned Nando De Colo to the Austin Toros.
January 5: Recalled Nando De Colo from the Austin Toros.
January 14: Recalled Cory Joseph from the Austin Toros.
January 23: Assigned Cory Joseph to the Austin Toros.
January 23: Signed Aron Baynes and recalled Cory Joseph from the Austin Toros.
January 24: Assigned Cory Joseph to the Austin Toros.
February 1: Assigned Aron Baynes to the Austin Toros.
February 4: Recalled Aron Baynes from the Austin Toros.
February 28: Recalled Cory Joseph from the Austin Toros and assigned Aron Baynes to the Austin Toros.
March 1: Recalled Aron Baynes from the Austin Toros.
March 15: Assigned Aron Baynes and Nando De Colo to the Austin Toros.
March 16: Recalled Nando De Colo from the Austin Toros.
March 19: Recalled Aron Baynes from the Austin Toros.
March 24: Assigned Aron Baynes to the Austin Toros.
March 31: Recalled Aron Baynes from the Austin Toros.
April 5: Assigned Aron Baynes to the Austin Toros.
April 8: Recalled Aron Baynes from the Austin Toros.
April 12: Waived Stephen Jackson.
April 16: Signed Tracy McGrady.

2013-14

October 10: Waived Sam Young.
October 15: Waived Marcus Cousin, Myck Kabongo and Corey Maggette.
October 20: Waived Dan Nwaelele and Courtney Fells.
October 25: Signed Josh Howard.
October 26: Waived Josh Howard.
December 1: Assigned Aron Baynes and Nando De Colo to Austin Toros.
December 2: Recalled Aron Baynes and Nando De Colo from Austin Toros.
December 3: Signed Malcolm Thomas.
December 8: Assigned Aron Baynes, Nando De Colo and Malcolm Thomas to the Austin Toros.
December 9: Recalled Aron Baynes and Nando De Colo.
December 13: Recalled Malcolm Thomas.
December 21: Assigned Nando De Colo and Malcolm Thomas to Austin Toros.
December 29: Assigned Nando De Colo and Malcolm Thomas to Austin Toros.
December 31: Recalled Nando De Colo and Malcolm Thomas.
January 3: Assigned Nando De Colo and Malcolm Thomas to Austin Toros.
January 4: Recalled Nando De Colo.
January 5: Assigned Nando De Colo to Austin Toros.
January 23: Waived Malcolm Thomas.
January 24: Signed Othyus Jeffers to 10-day contract.
February 1: Signed Shannon Brown to 10-day contract.
February 12: Signed Shannon Brown to second 10-day contract.
February 20: Acquired Austin Daye from Toronto Raptors in exchange for Nando De Colo.
March 15: Assigned Austin Daye to the Austin Toros.
March 16: Recalled Austin Daye.
April 3: Signed Damion James to 10-day contract.
April 13: Signed Damion James for remainder of 2013-14 season.

2014-15

July 9: Signed Head Coach Gregg Popovich to a multi-year contract extension.
July 11: Re-signed Patty Mills, signed draft pick Kyle Anderson.
July 15: Named Ettore Messina assistant coach.
July 21: Re-signed Matt Bonner.
August 1: Signed Tony Parker to a multi-year contract extension.
August 5: Named Becky Hammon assistant coach.
September 26: Re-signed Aron Baynes.
October 13: Waived John Holland.
October 23: Waived Bryce Cotton and Josh Davis.
October 24: Signed Fuquan Edwin and Robert Vaden.
October 25: Waived JaMychal Green, Fuquan Edwin and Robert Vaden.
November 23: Assigned Kyle Anderson to the Austin Spurs.
November 24: Recalled Kyle Anderson from the Austin Spurs.
January 17: Waived Austin Daye.
January 18: Signed JaMychal Green to a 10-day contract.
January 20: Assigned Kyle Anderson to the Austin Spurs.
January 28: Signed Reggie Williams to a 10-day contract.
February 8: Signed Reggie Williams to a second 10-day contract.
February 20: Signed Reggie Williams for remainder of the season, recalled Kyle Anderson from the Austin Spurs.
February 21: Assigned Kyle Anderson to the Austin Spurs.
March 9: Recalled Kyle Anderson from the Austin Spurs.
March 12: Assigned Kyle Anderson to the Austin Spurs.
March 16: Recalled Kyle Anderson from the Austin Spurs.
March 26: Assigned Kyle Anderson to the Austin Spurs.
April 8: Recalled Kyle Anderson from the Austin Spurs.
April 11: Assigned Kyle Anderson to the Austin Spurs.
April 12: Recalled Kyle Anderson from the Austin Spurs.
April 17: Assigned Kyle Anderson to the Austin Spurs.
April 22: Recalled Kyle Anderson from the Austin Spurs.

2015-16

June 17: Named James Borrego assistant coach.
June 25: Drafted Nikola Milutinovic (26th overall) and Cady Lalanne (55th overall).
July 9: Re-signed Tim Duncan.
July 9: Signed LaMarcus Aldridge.
July 9: Acquired Ray McCallum in a trade with Sacramento.
July 14: Re-signed Danny Green.
July 15: Re-signed Matt Bonner.
July 16: Re-signed Kawhi Leonard.
July 17: Signed David West.
July 20: Re-signed Manu Ginobili.
July 21: Signed Boban Marjanovic.
July 22: Signed Jonathon Simmons and Jimmer Fredette.
September 28: Signed Deshaun Thomas, Rasual Butler, Yousseu Ndoye and Keifer Sykes.
October 21: Waived Jimmer Fredette, Yousseu Ndoye, Keifer Sykes and Deshaun Thomas.
October 22: Signed Julian Washburn.
October 24: Waived Reggie Williams and Julian Washburn.
October 26: Exercised third-year team option on Kyle Anderson.
November 7: Assigned Jonathon Simmons to Austin Spurs.
November 14: Recalled Jonathon Simmons.
November 16: Assigned Jonathon Simmons to Austin Spurs.
November 18: Recalled Jonathon Simmons.
December 4: Assigned Boban Marjanovic and Ray McCallum to Austin Spurs.
December 5: Recalled Ray McCallum.
December 6: Recalled Boban Marjanovic.
December 16: Assigned Ray McCallum to Austin Spurs.
December 21: Recalled Ray McCallum.
December 27: Assigned Ray McCallum to Austin Spurs.
December 28: Recalled Ray McCallum.
December 29: Assigned Ray McCallum to Austin Spurs.
December 30: Recalled Ray McCallum.
January 2: Assigned Ray McCallum to Austin Spurs.
January 4: Recalled Ray McCallum.
January 29: Assigned Ray McCallum to Austin Spurs.
February 1: Recalled Ray McCallum.

SPURS ALL-TIME TRANSACTIONS

February 29: Waived Ray McCallum.
 February 29: Signed Andre Miller.
 March 9: Waived Rasual Butler.
 March 17: Assigned Jonathon Simmons to Austin Spurs.
 March 19: Recalled Jonathon Simmons.
 March 20: Assigned Boban Marjanovic and Jonathon Simmons to Austin Spurs.
 March 22: Recalled Boban Marjanovic and Jonathon Simmons.

2016-17

June 23: Drafted Dejourne Murray (29th overall).
 July 14: Re-signed Manu Ginobili and signed Pau Gasol, Dejourne Murray, Davis Bertans, Dewayne Dedmon, Bryn Forbes and Ryan Arcidiacono.
 July 22: Signed Livio Jean-Charles.
 July 29: Signed Patricio Garino.
 Aug. 2: Signed David Lee.
 Sept. 26: Signed Nicolas Laprovittola, Ryan Richards and Joel Anthony, hired Will Hardy as assistant coach.
 Sept. 29: Waived Ryan Richards.
 Oct. 22: Waived Joel Anthony, Ryan Arcidiacono, Patricio Garino and Livio Jean-Charles.
 Nov. 2: Assigned Dejourne Murray to Austin Spurs.
 Nov. 3: Recalled Dejourne Murray from Austin Spurs.
 Nov. 6: Assigned Bryn Forbes, Danny Green and Dejourne Murray to Austin Spurs.
 Nov. 7: Recalled Bryn Forbes, Danny Green and Dejourne Murray from Austin Spurs.
 Nov. 13: Assigned Davis Bertans, Bryn Forbes and Dejourne Murray to Austin Spurs.
 Nov. 14: Recalled Davis Bertans, Bryn Forbes and Dejourne Murray from Austin Spurs.
 Nov. 15: Assigned Dejourne Murray to Austin Spurs, recalled Dejourne Murray from Austin Spurs.
 Nov. 19: Assigned Bryn Forbes and Dejourne Murray to Austin Spurs.
 Nov. 20: Recalled Bryn Forbes and Dejourne Murray from Austin Spurs.
 Nov. 27: Assigned Bryn Forbes, Nico Laprovittola and Dejourne Murray to Austin Spurs.
 Nov. 29: Recalled Bryn Forbes, Nico Laprovittola and Dejourne Murray from Austin Spurs.
 Dec. 3: Assigned Davis Bertans and Dejourne Murray to Austin Spurs.
 Dec. 4: Recalled Davis Bertans from Austin Spurs.
 Dec. 18: Assigned Bryn Forbes to Austin Spurs.
 Dec. 22: Recalled Bryn Forbes and Dejourne Murray from Austin Spurs.
 Dec. 27: Waived Nico Laprovittola.
 Dec. 27: Assigned Bryn Forbes to Austin Spurs.
 Jan. 2: Recalled Bryn Forbes from Austin Spurs.
 Jan. 3: Assigned Bryn Forbes to Austin Spurs.
 Jan. 6: Assigned Dejourne Murray to Austin Spurs.
 Jan. 7: Recalled Dejourne Murray from Austin Spurs.
 Jan. 8: Assigned Dejourne Murray to Austin Spurs.
 Jan. 9: Recalled Dejourne Murray from Austin Spurs.
 Jan. 14: Recalled Bryn Forbes from Austin Spurs.
 Jan. 23: Signed Joel Anthony to 10-day contract.
 Feb. 2: Signed Joel Anthony to second 10-day contract.
 Feb. 3: Assigned Bryn Forbes and Dejourne Murray to Austin Spurs.
 Feb. 4: Recalled Bryn Forbes and Dejourne Murray from Austin Spurs.
 Feb. 6: Assigned Bryn Forbes to Austin Spurs.
 Feb. 10: Recalled Bryn Forbes from Austin Spurs.
 Feb. 12: Signed Joel Anthony to rest-of-season contract.
 Feb. 22: Assigned Bryn Forbes to Austin Spurs.
 Mar. 5: Assigned Davis Bertans and Dejourne Murray to Austin Spurs.
 Mar. 6: Recalled Davis Bertans and Dejourne Murray from Austin Spurs.
 Mar. 8: Recalled Bryn Forbes from Austin Spurs.
 Mar. 26: Assigned Davis Bertans and Bryn Forbes to Austin Spurs.
 Mar. 27: Recalled Davis Bertans and Bryn Forbes from Austin Spurs.

2017-18

June 22: Drafted Derrick White.
 July 6: Signed Rudy Gay.
 July 14: Signed Brandon Paul.
 July 18: Signed Joffrey Lauvergne.
 July 24: Re-signed Pau Gasol, signed Matt Costello.
 Aug. 4: Re-signed Patty Mills.
 Aug. 23: Signed London Perrantes.
 Sept. 11: Signed Darrun Hilliard to two-way contract.
 Sept. 25: Signed Amida Brimah.
 Oct. 12: Waived Amida Brimah and London Perrantes.
 Oct. 15: Exercised team option on Dejourne Murray.
 Oct. 16: Signed LaMarcus Aldridge to extension.
 Oct. 25: Assigned Tony Parker to Austin Spurs.
 Oct. 31: Assigned Davis Bertans and Derrick White to Austin Spurs.
 Nov. 1: Recalled Tony Parker, Davis Bertans and Derrick White from Austin Spurs.
 Nov. 4: Assigned Davis Bertans and Derrick White to Austin Spurs.
 Nov. 5: Recalled Davis Bertans and Derrick White from Austin Spurs.
 Nov. 6: Assigned Tony Parker to Austin Spurs.
 Nov. 7: Recalled Tony Parker from Austin Spurs.
 Dec. 10: Assigned Derrick White to Austin Spurs.
 Dec. 16: Recalled Derrick White from Austin Spurs.
 Dec. 17: Assigned Derrick White to Austin Spurs.
 Dec. 26: Recalled Derrick White from Austin Spurs.
 Dec. 27: Assigned Derrick White to Austin Spurs.
 Dec. 29: Recalled Derrick White from Austin Spurs.
 Jan. 2: Assigned Derrick White to Austin Spurs.
 Jan. 3: Recalled Derrick White from Austin Spurs.
 Jan. 20: Assigned Derrick White and Brandon Paul to Austin Spurs.
 Jan. 21: Recalled Derrick White and Brandon Paul from Austin Spurs.
 Jan. 23: Assigned Derrick White to Austin Spurs.
 Jan. 29: Recalled Derrick White from Austin Spurs.
 Feb. 1: Assigned Derrick White to Austin Spurs.
 Feb. 5: Recalled Derrick White from Austin Spurs.
 Feb. 23: Assigned Derrick White to Austin Spurs.
 Feb. 27: Recalled Derrick White from Austin Spurs.
 March 2: Assigned Brandon Paul and Derrick White to Austin Spurs.
 March 3: Recalled Brandon Paul and Derrick White from Austin Spurs.
 March 4: Assigned Derrick White to Austin Spurs.
 March 12: Recalled Derrick White from Austin Spurs.
 March 15: Assigned Derrick White to Austin Spurs.
 April 4: Recalled Derrick White from Austin Spurs.
 April 5: Assigned Derrick White to Austin Spurs.
 April 12: Recalled Derrick White from Austin Spurs.

2018-19

June 21: Drafted Lonnie Walker IV (18th overall) and Chimezie Metu (49th overall).
 July 11: Re-signed Rudy Gay and Davis Bertans.
 July 18: Acquired DeMar DeRozan and Jakob Poeltl from Toronto in exchange for Kawhi Leonard and Danny Green.
 July 19: Signed Dante Cunningham.
 July 20: Re-signed Bryn Forbes, signed Marco Belinelli.
 July 31: Waived Brandon Paul.
 Aug. 27: Manu Ginobili announces retirement.
 Aug. 29: Signed Quincy Pondexter.
 Sept. 20: Waived Amida Brimah, Julian Washburn.
 Sept. 23: Waived Olivier Hanlan.
 Sept. 24: Signed Drew Eubanks, Nick Johnson, Jaron Blossomgame and Okaro White.
 Oct. 8: Waived Jaron Blossomgame.
 Oct. 9: Signed Josh Huestis.
 Oct. 11: Waived Josh Huestis.
 Oct. 13: Waived Nick Johnson and Okaro White.
 Nov. 5: Assigned Derrick White to Austin Spurs.
 Nov. 7: Recalled Derrick White from Austin Spurs.
 Nov. 8: Assigned Chimezie Metu to Austin Spurs.
 Nov. 9: Recalled Chimezie Metu from Austin Spurs.
 Nov. 20: Signed Ben Moore to a two-way contract.

SPURS ALL-TIME TRANSACTIONS

Nov. 20	Assigned Chimezie Metu to Austin Spurs.
Nov. 21	Recalled Chimezie Metu from Austin Spurs.
Nov. 25	Assigned Lonnie Walker IV to Austin Spurs.
Dec. 1	Assigned Chimezie Metu to Austin Spurs.
Dec. 2	Recalled Chimezie Metu from Austin Spurs.
Dec. 8	Assigned Chimezie Metu to Austin Spurs.
Dec. 9	Recalled Chimezie Metu from Austin Spurs.
Dec. 14	Assigned Chimezie Metu to Austin Spurs.
Dec. 23	Recalled Chimezie Metu and Lonnie Walker IV from Austin Spurs.
Dec. 27	Assigned Chimezie Metu and Lonnie Walker IV to Austin Spurs.
Jan. 2	Recalled Lonnie Walker IV from Austin Spurs.
Jan. 3	Recalled Chimezie Metu from Austin Spurs.
Jan. 5	Assigned Chimezie Metu and Lonnie Walker IV to Austin Spurs.
Jan. 17	Recalled Chimezie Metu from Austin Spurs.
Jan. 19	Assigned Chimezie Metu to Austin Spurs.
Jan. 20	Recalled Chimezie Metu and Lonnie Walker IV from Austin Spurs.
Jan. 25	Assigned Chimezie Metu and Lonnie Walker IV to Austin Spurs.
Jan. 26	Recalled Chimezie Metu and Lonnie Walker IV from Austin Spurs.
Feb. 1	Assigned Chimezie Metu and Lonnie Walker IV to Austin Spurs.
Feb. 2	Recalled Chimezie Metu from Austin Spurs.
Feb. 3	Recalled Lonnie Walker IV from Austin Spurs.
Feb. 10	Assigned Chimezie Metu to Austin Spurs.
Feb. 11	Recalled Chimezie Metu from Austin Spurs.
Feb. 22	Assigned Lonnie Walker IV to Austin Spurs.
Feb. 28	Assigned Chimezie Metu to Austin Spurs.
March 1	Recalled Chimezie Metu from Austin Spurs.
March 1	Placed the contract of Pau Gasol on waivers.
March 2	Recalled Lonnie Walker IV from Austin Spurs.
March 4	Assigned Lonnie Walker IV to Austin Spurs.
March 5	Recalled Lonnie Walker IV from Austin Spurs.
March 7	Assigned Chimezie Metu and Lonnie Walker IV to Austin Spurs.
March 10	Recalled Chimezie Metu and Lonnie Walker IV from Austin Spurs.
March 13	Assigned Chimezie Metu to Austin Spurs.
March 15	Recalled Chimezie Metu from Austin Spurs.
March 19	Assigned Chimezie Metu and Lonnie Walker IV to Austin Spurs.
March 20	Recalled Chimezie Metu and Lonnie Walker IV from Austin Spurs.
March 21	Assigned Chimezie Metu and Lonnie Walker IV to Austin Spurs.
March 22	Recalled Chimezie Metu and Lonnie Walker IV from Austin Spurs.
March 23	Assigned Lonnie Walker IV to Austin Spurs.
March 24	Recalled Chimezie Metu and Lonnie Walker IV from Austin Spurs.
April 4	Signed Donatas Motiejunas

2019-20

June 20:	Drafted Luka Samanic (19th overall), Keldon Johnson (29th overall) and Quindary Weatherspoon (49th overall).
July 1:	Signed Luka Samanic and Keldon Johnson.
July 6:	Acquired DeMarre Carroll from Brooklyn in exchange for Davis Bertans and the draft rights to Nemanja Dangubic.
July 8:	Re-signed Rudy Gay.
July 8:	Signed Quindary Weatherspoon to a two-way contract.
July 12:	Signed Trey Lyles.
Sept. 30:	Signed Daulton Hommes and Dedric Lawson.
Oct. 1:	Exercised fourth-year team option of Derrick White and third-year of Lonnie Walker IV.

SPURS ALL-TIME PLAYOFF LEADERS

(NBA SEASONS ONLY)

GAMES

251 – Tim Duncan
226 – Tony Parker
218 – Manu Ginobili
123 – David Robinson
122 – Bruce Bowen
100 – Danny Green
94 – Matt Bonner
87 – Kawhi Leonard
85 – Sean Elliott
85 – Patty Mills

FG MADE

1,975 – Tim Duncan
1,613 – Tony Parker
956 – Manu Ginobili
768 – David Robinson
622 – George Gervin
523 – Kawhi Leonard
384 – Sean Elliott
384 – Avery Johnson
305 – Danny Green
290 – LaMarcus Aldridge

FT MADE

1,217 – Tim Duncan
818 – Manu Ginobili
700 – Tony Parker
684 – David Robinson
348 – George Gervin
277 – Sean Elliott
261 – Kawhi Leonard
153 – Malik Rose
151 – Avery Johnson
151 – LaMarcus Aldridge

3-PT FG MADE

324 – Manu Ginobili
191 – Danny Green
161 – Bruce Bowen
125 – Kawhi Leonard
119 – Tony Parker
114 – Patty Mills
88 – Michael Finley
79 – Brent Barry
73 – Sean Elliott
70 – Robert Horry

STEALS

292 – Manu Ginobili
198 – Tony Parker
167 – Tim Duncan
151 – David Robinson
147 – Kawhi Leonard
101 – Danny Green
99 – Bruce Bowen
94 – Avery Johnson
70 – Johnny Moore
69 – George Gervin

POINTS

5,172 – Tim Duncan
4,045 – Tony Parker
3,054 – Manu Ginobili
2,221 – David Robinson
1,592 – George Gervin
1,432 – Kawhi Leonard
1,118 – Sean Elliott
920 – Avery Johnson
843 – Danny Green
761 – Bruce Bowen

FG ATTEMPTED

3,939 – Tim Duncan
3,501 – Tony Parker
2,209 – Manu Ginobili
1,604 – David Robinson
1,224 – George Gervin
1,017 – Kawhi Leonard
862 – Sean Elliott
790 – Avery Johnson
709 – Bruce Bowen
683 – Bruce Bowen

FT ATTEMPTED

1,766 – Tim Duncan
1,001 – Manu Ginobili
966 – David Robinson
958 – Tony Parker
424 – George Gervin
346 – Sean Elliott
325 – Kawhi Leonard
228 – Avery Johnson
207 – Malik Rose
176 – LaMarcus Aldridge

3-PT FG ATTEMPTED

905 – Manu Ginobili
461 – Danny Green
385 – Tony Parker
368 – Bruce Bowen
301 – Patty Mills
293 – Kawhi Leonard
219 – Michael Finley
205 – Sean Elliott
190 – Brent Barry
183 – Robert Horry

ASSISTS

1,143 – Tony Parker
827 – Manu Ginobili
764 – Tim Duncan
547 – Avery Johnson
344 – Johnny Moore
280 – David Robinson
207 – Sean Elliott
187 – Boris Diaw
185 – George Gervin
169 – Kawhi Leonard

REBOUNDS

2,859 – Tim Duncan
1,301 – David Robinson
874 – Manu Ginobili
666 – Tony Parker
636 – Kawhi Leonard
354 – Bruce Bowen
348 – Malik Rose
341 – Sean Elliott
340 – George Gervin
338 – Robert Horry

FG PCT. (50 MADE)

.603 – Fabricio Oberto (85-141)
.582 – Artis Gilmore (121-208)
.572 – Tiago Splitter (155-271)
.550 – Nazr Mohammed (77-140)
.541 – Frank Brickowski (53-98)
.535 – DeJuan Blair (61-114)
.533 – Dennis Rodman (64-120)
.527 – Antoine Carr (68-129)
.514 – Kawhi Leonard (523-1017)
.514 – Kyle Anderson (56-109)

FT PCT. (50 MADE)

.903 – Michael Finley (65-72)
.868 – Antonio Daniels (66-76)
.866 – Mario Elie (58-67)
.858 – LaMarcus Aldridge (151-176)
.851 – George Hill (63-74)
.827 – Stephen Jackson (67-81)
.821 – George Gervin (348-424)
.817 – Manu Ginobili (818-1,001)
.812 – Vinny Del Negro (56-69)
.808 – James Silas (101-125)

3-PT FG% (10 MADE)

.443 – Vinny Del Negro (31-70)
.438 – Bruce Bowen (161-368)
.427 – Marco Belinelli (38-89)
.427 – Kawhi Leonard (125-293)
.416 – Brent Barry (79-190)
.414 – Danny Green (191-461)
.410 – Stephen Jackson (64-156)
.402 – Michael Finley (88-219)
.400 – Danny Ferry (32-80)
.394 – Chuck Person (52-132)

BLOCKS

568 – Tim Duncan
312 – David Robinson
85 – Danny Green
61 – Manu Ginobili
60 – Robert Horry
58 – Bruce Bowen
55 – Kawhi Leonard
52 – Mike Green
51 – George Gervin
42 – Artis Gilmore

SPURS ALL-TIME PLAYOFF LEADERS

(NBA SEASONS ONLY)

ALL-TIME PLAYOFF AVERAGE LEADERS

SCORING AVERAGE

27.9 — George Gervin

20.6 — Tim Duncan

19.5 — LaMarcus Aldridge

REBOUNDS AVERAGE

15.0 — Dennis Rodman

11.4 — Tim Duncan

10.5 — David Robinson

ASSISTS AVERAGE

10.4 — Rod Strickland

8.3 — Johnny Moore

6.8 — Avery Johnson

ALL-TIME TOP PLAYOFF PERFORMANCES

POINTS

46

44

43

42

42

42

41

41

41

40

40

40

PLAYER

George Gervin

George Gervin

Kawhi Leonard

George Gervin

George Gervin

George Gervin

LaMarcus Aldridge

Tony Parker

Tim Duncan

George Gervin

Tim Duncan

Tim Duncan

Tim Duncan

OPPONENT

vs. Washington

vs. Houston

at Memphis

vs. Denver

at Washington

vs. Washington

vs. Oklahoma City

at Phoenix

vs. Dallas

at Denver

vs. Phoenix

vs. Dallas

vs. L.A. Lakers

DATE

4/18/78

4/04/80

4/22/17

4/26/83

5/18/79

5/11/79

5/2/16

4/25/08

5/22/06

4/20/85

4/19/08

5/19/03

5/21/01

REBOUNDS

25

24

23

23

22

22

22

21

21

21

21

21

21

21

20

PLAYER

Tim Duncan

Tim Duncan

Tim Duncan

Tim Duncan

Tim Duncan

David Robinson

Dennis Rodman

Tim Duncan

Tim Duncan

Tim Duncan

David Robinson

David Robinson

Larry Kenon

Tim Duncan

OPPONENT

at L.A. Lakers

at Dallas

at New Orleans

at Phoenix

vs. Dallas

at L.A. Lakers

vs. L.A. Lakers

vs. L.A. Lakers

vs. L.A. Lakers

at L.A. Lakers

vs. Phoenix

vs. Phoenix

at Washington

vs. Dallas

DATE

5/14/02

5/23/03

5/13/08

4/25/03

5/07/01

5/13/95

5/08/95

5/25/08

5/13/04

5/05/02

4/29/98

4/28/96

5/04/79

5/14/01

ASSISTS

20

18

18

18

17

17

17

17

PLAYER

Johnny Moore

Avery Johnson

Johnny Moore

Tony Parker

Rod Strickland

Johnny Moore

Johnny Moore

Johnny Moore

OPPONENT

vs. Denver

vs. Phoenix

at L.A. Lakers

vs. Memphis

vs. Portland

at L.A. Lakers

vs. L.A. Lakers

vs. Denver

DATE

4/27/83

4/26/96

5/08/83

5/21/13

5/10/90

5/18/83

5/15/83

4/26/83

BLOCKS

9

8

8

8

8

7

7

7

7

PLAYER

Tim Duncan

Tim Duncan

Samaki Walker

David Robinson

David Robinson

Tim Duncan

David Robinson

David Robinson

David Robinson

OPPONENT

vs. Phoenix

vs. New Jersey

vs. Phoenix

vs. Golden State

vs. Portland

vs. Seattle

at Portland

vs. Utah

at Phoenix

DATE

5/18/07

6/15/03

4/25/00

4/25/91

5/10/90

5/03/02

6/04/99

5/09/98

5/11/93

SPURS ALL-TIME PLAYOFF RESULTS

1974 ABA WESTERN DIVISION SEMIFINALS VS. INDIANA — LOST 4-3

DATE	SITE	ATT.	SCORE	TOP SCORER	TOP REBOUNDER
3/30	IND	7,438	W 113-109	Jones-27	Nater, Gervin-10
4/01	IND	6,988	L 101-128	Jones-26	Nater-12
4/03	SA	10,693	W 115-96	Nater-27	Nater-15
4/04	SA	12,079	L 89-91	Jones-28	Jones-8
4/06	IND	10,079	L 100-105	Silas-28	Nater-12
4/10	SA	12,304	W 102-86	Averitt-19	Nater-13
4/12	IND	10,079	L 79-86	Silas-27	Nater-13

1975 ABA WESTERN DIVISION SEMIFINALS VS. INDIANA — LOST 4-2

DATE	SITE	ATT.	SCORE	TOP SCORER	TOP REBOUNDER
4/05	SA	8,529	L 119-122 (OT)	Silas-25	Gervin-23
4/07	SA	7,643	L 93-98	Gervin-38	Nater-20
4/10	IND	12,217	L 103-113 (OT)	Gervin-27	Nater-14
4/12	IND	17,389	W 110-109	Gervin-29	Nater-22
4/14	SA	10,986	W 123-117	Gervin-42	Gervin-17
4/16	IND	15,675	L 100-115	Gervin-34	Nater-19

1976 ABA SEMIFINALS VS. NEW YORK — LOST 4-3

DATE	SITE	ATT.	SCORE	TOP SCORER	TOP REBOUNDER
4/09	NY	8,221	L 101-116	Gervin-30	Paultz/Gale-7
4/11	NY	5,769	W 105-79	Kenon-30	Paultz-18
4/14	SA	10,009	W 111-103	Kenon-28	Kenon-16
4/18	SA	9,227	L 108-110	Paultz/Gervin-28	Paultz-12
4/19	NY	11,321	L 108-110	Kenon-27	Kenon-12
4/21	SA	10,484	W 106-105	Gervin-37	Kenon-18
4/24	NY	15,934	L 114-121	Gervin-31	Kenon-11

1977 FIRST ROUND VS. BOSTON — LOST 2-0

DATE	SITE	ATT.	SCORE	TOP SCORER	TOP REBOUNDER
4/12	BOS	13,505	L 94-104	Kenon/Gervin-20	Paultz-10
4/15	SA	12,067	L 109-113	Gervin-30	Kenon/Paultz/Gale-7

1978 EASTERN CONFERENCE SEMIFINALS VS. WASHINGTON — LOST 4-2

DATE	SITE	ATT.	SCORE	TOP SCORER	TOP REBOUNDER
4/16	SA	9,669	W 114-103	Gervin-35	Kenon-9
4/18	SA	9,871	L 117-121	Gervin-48	Kenon-9
4/21	WASH	17,417	L 105-118	Kenon-37	Kenon/Paultz-8
4/23	WASH	13,549	L 95-98	Gervin-35	Paultz-8
4/25	SA	9,709	W 116-105	Gervin-27	Kenon-14
4/28	WASH	19,035	L 100-103	Olberding-24	Green/Paultz-9

1979 EASTERN CONFERENCE SEMIFINALS VS. PHILADELPHIA — WON 4-3

DATE	SITE	ATT.	SCORE	TOP SCORER	TOP REBOUNDER
4/15	SA	10,253	W 119-106	Gervin-31	Paultz-9
4/17	SA	16,709	W 121-120	Gervin-29	Kenon-7
4/20	PHIL	14,039	L 115-123	Silas-32	Kenon-15
4/22	PHIL	11,163	W 115-112	Gervin-32	Kenon-9
4/26	SA	16,055	L 97-120	Silas-19	Kenon-9
4/29	PHIL	18,276	L 90-92	Silas-27	Kenon-15
5/02	SA	16,055	W 111-108	Gervin-33	Gervin-12

1979 EASTERN CONFERENCE FINALS VS. WASHINGTON — LOST 4-3

DATE	SITE	ATT.	SCORE	TOP SCORER	TOP REBOUNDER
5/04	WASH	19,035	W 118-97	Gervin-34	Kenon-21
5/06	WASH	19,035	L 95-115	Kenon-25	Kenon-8
5/09	SA	15,318	W 116-114	Gervin-29	Paultz-12
5/11	SA	16,055	W 118-102	Gervin-42	Kenon-17
5/13	WASH	19,035	L 103-107	Gervin-28	Olberding-13
5/16	SA	16,055	L 100-108	Gervin-20	Kenon-15
5/18	WASH	19,035	L 105-107	Gervin-42	Kenon-11

1980 FIRST ROUND VS. HOUSTON — LOST 2-1

DATE	SITE	ATT.	SCORE	TOP SCORER	TOP REBOUNDER
4/02	HOU	14,454	L 85-95	Gervin-19	Kenon/Olberding-9
4/04	SA	12,894	W 106-101	Gervin-44	Olberding-17
4/06	HOU	15,676	L 120-141	Gervin-37	Shumate-8

1981 WESTERN CONFERENCE SEMIFINALS VS. HOUSTON — LOST 4-3

DATE	SITE	ATT.	SCORE	TOP SCORER	TOP REBOUNDER
4/07	SA	13,319	L 98-107	Gervin-30	G. Johnson-12
4/08	SA	12,128	W 125-113	Olberding-34	G. Johnson/Griffin-7
4/10	HOU	16,121	L 99-112	Gervin-33	G. Johnson/Gervin-8
4/12	HOU	16,121	W 114-112	Gervin-33	Corzine-11
4/14	SA	16,114	L 117-123	R. Johnson-25	G. Johnson-11
4/15	HOU	16,121	W 101-96	Gervin-26	Three Players-8
4/17	SA	16,114	L 100-105	Gervin-21	G. Johnson-10

SPURS ALL-TIME PLAYOFF RESULTS

1982 WESTERN CONFERENCE SEMIFINALS VS. SEATTLE — WON 4-1

DATE	SITE	ATT.	SCORE	TOP SCORER	TOP REBOUNDER
4/27	SEA	14,457	W 95-93	Gervin-31	Mitchell-11
4/28	SEA	19,403	L 99-114	Gervin-24	G. Johnson/Corzine-8
4/30	SA	14,019	W 99-97	Gervin-36	Mitchell-12
5/02	SA	15,002	W 115-113	Mitchell-22	Olberding/Banks-9
5/05	SEA	23,180	W 109-103	Gervin-26	Corzine-11

1982 WESTERN CONFERENCE FINALS VS. LOS ANGELES LAKERS — LOST 4-0

5/09	LA	15,700	L 117-128	Gervin-34	Corzine-11
5/11	LA	17,505	L 101-110	Mitchell-34	Corzine-34
5/14	SA	15,800	L 108-118	Gervin-39	Gervin-15
5/15	SA	15,800	L 123-128	Gervin-38	Mitchell-10

1983 WESTERN CONFERENCE SEMIFINALS VS. DENVER — WON 4-1

DATE	SITE	ATT.	SCORE	TOP SCORER	TOP REBOUNDER
4/26	SA	10,116	W 152-133	Gervin-42	Banks-11
4/27	SA	10,690	W 126-109	Gervin-30	Gilmore-12
4/29	DEN	16,965	W 127-126 (OT)	Moore-39	Gilmore-14
5/02	DEN	15,039	L 114-124	Moore-27	Gilmore-11
5/04	SA	12,736	W 145-105	Gervin-26	Gilmore-15

1983 WESTERN CONFERENCE FINALS VS. LOS ANGELES LAKERS — LOST 4-2

5/08	LA	15,063	L 107-119	Mitchell-26	Gervin-9
5/10	LA	17,505	W 122-113	Gervin-32	Gilmore-20
5/13	SA	15,782	L 100-113	Mitchell-23	Gilmore-14
5/15	SA	15,782	L 121-129	Mitchell-35	Mitchell-11
5/18	LA	17,505	W 117-112	Mitchell-26	Gilmore-14
5/20	SA	15,782	L 100-101	Gervin-25	Gilmore-18

1985 WESTERN CONFERENCE FIRST ROUND VS. DENVER — LOST 3-2

DATE	SITE	ATT.	SCORE	TOP SCORER	TOP REBOUNDER
4/18	DEN	12,128	L 111-141	Mitchell-23	Jones-8
4/20	DEN	17,022	W 113-111	Gervin-41	Gilmore-12
4/23	SA	8,799	L 112-115	Gervin-30	Gilmore-14
4/26	SA	8,621	W 116-111	Mitchell-37	Gilmore-13
4/28	DEN	17,022	L 99-126	Gilmore-19	Iavaroni/Gilmore-8

1986 FIRST ROUND VS. LOS ANGELES LAKERS — LOST 3-0

DATE	SITE	ATT.	SCORE	TOP SCORER	TOP REBOUNDER
4/17	LA	17,505	L 88-135	Mitchell-24	Mitchell/Johnson-4
4/19	LA	17,505	L 94-122	Matthews-30	Greenwood-7
4/23	SA	7,918	L 94-114	Matthews-30	Gilmore-11

1988 FIRST ROUND VS. LOS ANGELES LAKERS — LOST 3-0

DATE	SITE	ATT.	SCORE	TOP SCORER	TOP REBOUNDER
4/29	LA	17,505	L 110-122	Robertson-34	Anderson/Berry-5
5/01	LA	17,505	L 112-130	Robertson-28	Brickowski-12
5/03	SA	11,542	L 107-109	Berry-27	Anderson-5

1990 FIRST ROUND VS. DENVER — WON 3-0

DATE	SITE	ATT.	SCORE	TOP SCORER	TOP REBOUNDER
4/26	SA	15,910	W 119-103	Anderson-27	Robinson-13
4/28	SA	15,910	W 129-120	Robinson-31	Cummings-13
5/01	DEN	15,604	W 131-120	Cummings-28	Robinson-16

1990 WESTERN CONFERENCE SEMIFINALS VS. PORTLAND — LOST 4-3

5/05	PORT	12,884	L 94-107	Brickowski-20	Robinson-9
5/08	PORT	12,884	L 112-122	Cummings-33	Robinson-8
5/10	SA	15,910	W 121-98	Robinson-28	Cummings/Strickland-9
5/12	SA	15,910	W 115-105	Cummings-35	Cummings-11
5/15	PORT	12,884	L 132-138 (2OT)	Cummings-32	Robinson-15
5/17	SA	15,910	W 112-97	Anderson-30	Robinson-13
5/19	PORT	12,884	L 105-108 (OT)	Cummings-27	Robinson-16

1991 FIRST ROUND VS. GOLDEN STATE — LOST 3-1

DATE	SITE	ATT.	SCORE	TOP SCORER	TOP REBOUNDER
4/25	SA	15,908	W 130-121	Anderson-38	Robinson-13
4/27	SA	15,908	L 98-111	Robinson-28	Robinson-15
5/01	GS	15,025	L 106-109	Robinson-27	Robinson-12
5/03	GS	15,025	L 97-110	Elliott-23	Robinson-14

1992 FIRST ROUND VS. PHOENIX — LOST 3-0

DATE	SITE	ATT.	SCORE	TOP SCORER	TOP REBOUNDER
4/24	PHO	14,496	L 111-117	Cummings-30	Cummings-12
4/26	PHO	14,496	L 107-119	Cummings-31	Cummings-10
4/29	SA	14,853	L 92-101	Carr-20	Carr/Cummings-12

SPURS ALL-TIME PLAYOFF RESULTS

1993 FIRST ROUND VS. PORTLAND — WON 3-1

DATE	SITE	ATT.	SCORE	TOP SCORER	TOP REBOUNDER
4/29	PORT	12,888	W 87-86	Elliott-18	Robinson-15
5/01	PORT	12,888	L 96-105	Robinson/Cummings-15	Robinson-14
5/05	SA	16,057	W 107-101	Robinson-26	Robinson-14
5/07	SA	16,057	W 100-97 (OT)	Ellis-21	Robinson-17

1993 WESTERN CONFERENCE SEMIFINALS VS. PHOENIX — LOST 4-2

5/11	PHO	19,023	L 89-95	Robinson-32	Robinson-10
5/13	PHO	19,023	L 103-109	Robinson-27	Robinson-10
5/15	SA	16,057	W 111-96	Carr-21	Johnson/Robinson-8
5/16	SA	16,057	W 117-103	Robinson-36	Robinson-16
5/18	PHO	19,023	L 97-109	Robinson/Ellis-24	Robinson-8
5/20	SA	16,057	L 100-102	Robinson-22	Robinson-14

1994 FIRST ROUND VS. UTAH — LOST 3-1

DATE	SITE	ATT.	SCORE	TOP SCORER	TOP REBOUNDER
4/28	SA	18,257	W 106-89	Robinson-25	Rodman-11
4/30	SA	20,640	L 84-96	Knight-16	Rodman-17
5/03	UT	19,911	L 72-105	Robinson/Carr-16	Rob/Cummings-11
5/05	UT	19,911	L 90-95	Robinson-27	Rodman-20

1995 FIRST ROUND VS. DENVER — WON 3-0

DATE	SITE	ATT.	SCORE	TOP SCORER	TOP REBOUNDER
4/28	SA	25,235	W 104-88	Elliott-21	Rodman-12
4/30	SA	23,665	W 122-96	Robinson/Rodman-19	Rodman-16
5/02	DEN	17,171	W 99-95	Johnson/Robinson-24	Rodman-13

1995 WESTERN CONFERENCE SEMIFINALS VS. LA LAKERS — WON 4-2

5/06	SA	24,002	W 110-94	Robinson-33	Rodman-12
5/08	SA	26,127	W 97-90 (OT)	Robinson/Rodman-22	Rodman-22
5/12	LA	17,505	L 85-92	Robinson-34	Rodman-13
5/14	LA	17,505	W 80-71	Robinson-26	Robinson-22
5/16	SA	35,888	L 96-98 (OT)	Robinson-34	Robinson-17
5/18	LA	17,505	W 100-88	Robinson-31	Rodman-16

1995 WESTERN CONFERENCE FINALS VS. HOUSTON — LOST 4-2

DATE	SITE	ATT.	SCORE	TOP SCORER	TOP REBOUNDER
5/22	SA	33,337	L 93-94	Elliott-24	Rodman-20
5/24	SA	35,888	L 96-106	Robinson-32	Robinson-12
5/26	HOU	16,611	W 107-102	Robinson-29	Rodman-12
5/28	HOU	16,611	W 103-81	Robinson-20	Rodman-19
5/30	SA	35,888	L 90-111	Robinson-22	Robinson/Rodman-12
6/01	HOU	16,611	L 95-100	Johnson/Robinson-19	Rodman-17

1996 FIRST ROUND VS. PHOENIX — WON 3-1

DATE	SITE	ATT.	SCORE	TOP SCORER	TOP REBOUNDER
4/26	SA	16,545	W 120-98	Del Negro-29	Perdue-9
4/28	SA	19,507	W 110-105	Robinson-40	Robinson-21
5/01	PHO	19,023	L 93-94	Robinson-22	Perdue-9
5/03	PHO	19,023	W 116-98	Robinson-30	Robinson-13

1996 WESTERN CONFERENCE SEMIFINALS VS. UTAH — LOST 4-2

5/07	SA	15,112	L 75-95	Robinson-29	Perdue-7
5/09	SA	18,635	W 88-77	Robinson-24	Robinson-12
5/11	UT	19,911	L 75-105	Elliott-17	Robinson-9
5/12	UT	19,911	L 86-101	Elliott-22	Person/Perdue-7
5/14	SA	34,215	W 98-87	Robinson-24	Robinson-15
5/16	UT	19,911	L 81-108	Del Negro/Robinson-17	Robinson-8

1998 FIRST ROUND VS. PHOENIX — WON 3-1

DATE	SITE	ATT.	SCORE	TOP SCORER	TOP REBOUNDER
4/23	PHO	19,023	W 102-96	Duncan-32	Robinson-15
4/25	PHO	19,023	L 101-108	Robinson-23	Robinson-16
4/27	SA	20,486	W 100-88	Duncan-22	Duncan-14
4/29	SA	27,528	W 99-80	Johnson-30	Robinson-21

1998 WESTERN CONFERENCE SEMIFINALS VS. UTAH — LOST 4-1

5/05	UT	19,911	L 82-83	Duncan-33	Robinson-16
5/07	UT	19,911	L 106-109 (OT)	Duncan-26	Robinson-14
5/09	SA	26,086	W 86-64	Robinson-21	Perdue-11
5/10	SA	28,587	L 73-82	Duncan-22	Robinson-11
5/12	UT	19,911	L 77-87	Robinson-21	Robinson-13

SPURS ALL-TIME PLAYOFF RESULTS

1999 FIRST ROUND VS. MINNESOTA — WON 3-1

DATE	SITE	ATT.	SCORE	TOP SCORER	TOP REBOUNDER
5/09	SA	22,356	W 99-86	Duncan-26	Duncan-12
5/11	SA	22,494	L 71-80	Duncan-18	Duncan-16
5/13	MIN	17,444	W 85-71	Johnson-24	Robinson-18
5/15	MIN	15,898	W 92-85	Robinson-19	Robinson-11

1999 WESTERN CONFERENCE SEMIFINALS VS. LA LAKERS — WON 4-0

5/17	SA	25,297	W 87-81	Duncan-25	Perdue-9
5/19	SA	33,293	W 79-76	Duncan-21	Duncan-8
5/22	LA	17,505	W 103-91	Duncan-37	Duncan-14
5/23	LA	17,505	W 118-107	Duncan-33	Duncan-14

1999 WESTERN CONFERENCE FINALS VS. PORTLAND — WON 4-0

5/29	SA	35,165	W 80-76	Duncan/Robinson-21	Duncan-13
5/31	SA	35,260	W 86-85	Duncan-23	Duncan-10
6/04	POR	20,732	W 85-63	Jackson-19	Robinson-9
6/06	POR	20,735	W 94-80	Robinson-20	Robinson-10

1999 FINALS VS. NEW YORK — WON 4-1

6/16	SA	39,514	W 89-77	Duncan-33	Duncan-16
6/18	SA	39,554	W 80-67	Duncan-25	Duncan-15
6/21	NY	19,763	L 81-89	Robinson-25	Duncan-12
6/23	NY	19,763	W 96-89	Duncan-28	Duncan-18
6/25	NY	19,763	W 78-77	Duncan-31	Robinson-12

2000 FIRST ROUND VS. PHOENIX — LOST 3-1

DATE	SITE	ATT.	SCORE	TOP SCORER	TOP REBOUNDER
4/22	SA	21,916	L 70-72	Elliott-15	Walker-16
4/25	SA	20,617	W 85-70	Robinson-25	Robinson-15
4/29	PHO	19,023	L 94-101	Robinson-37	Robinson-13
5/02	PHO	19,023	L 78-89	Robinson-21	Robinson-16

2001 FIRST ROUND VS. MINNESOTA — WON 3-1

DATE	SITE	ATT.	SCORE	TOP SCORER	TOP REBOUNDER
4/21	SA	33,983	W 87-82	Duncan-33	Duncan-15
4/23	SA	31,759	W 86-69	Duncan-18	Duncan/Robinson-11
4/28	MIN	17,676	L 84-93	Robinson-22	Robinson-17
4/30	MIN	16,336	W 97-84	Duncan-24	Duncan-16

2001 WESTERN CONFERENCE SEMIFINALS VS. DALLAS — WON 4-1

5/05	SA	32,798	W 94-78	Duncan-31	Duncan-13
5/07	SA	27,690	W 100-86	Duncan-25	Duncan-22
5/09	DAL	18,237	W 104-90	Robinson-19	Duncan/Robinson-14
5/12	DAL	18,187	L 108-112	Duncan-29	Duncan-18
5/14	SA	25,853	W 105-87	Duncan-32	Duncan-20

2001 WESTERN CONFERENCE FINALS VS. LA LAKERS — LOST 4-0

5/19	SA	36,068	L 90-104	Duncan-28	Duncan-14
5/21	SA	35,574	L 81-88	Duncan-40	Duncan-15
5/25	LA	18,997	L 72-111	Robinson-24	Duncan-13
5/27	LA	18,997	L 82-111	Daniels/Duncan-15	Robinson-11

2002 FIRST ROUND VS. SEATTLE — WON 3-2

DATE	SITE	ATT.	SCORE	TOP SCORER	TOP REBOUNDER
4/20	SA	23,634	W 110-89	Duncan/Parker-21	Duncan-10
4/22	SA	23,059	L 90-98	Duncan-32	Duncan-12
4/27	SEA	17,072	W 102-75	Duncan-27	Duncan-13
5/01	SEA	17,072	L 79-91	Rose-28	Rose-13
5/03	SA	23,369	W 101-78	Duncan-23	Rose-13

2002 WESTERN CONFERENCE SEMIFINALS VS. LA LAKERS — LOST 4-1

5/05	LA	18,997	L 80-86	Duncan-26	Duncan-21
5/07	LA	18,997	W 88-85	Duncan-27	Duncan-17
5/10	SA	35,520	L 89-99	Duncan-28	Duncan-12
5/12	SA	32,342	L 85-87	Duncan-30	Duncan/Robinson-11
5/14	LA	18,997	L 87-93	Duncan-34	Duncan-25

SPURS ALL-TIME PLAYOFF RESULTS

2003 FIRST ROUND VS. PHOENIX – WON 4-2

DATE	SITE	ATT.	L	SCORE	TOP SCORER	TOP REBOUNDER
4/19	SA	19,217	L	95-96 (OT)	Jackson-23	Duncan-13
4/21	SA	19,217	W	84-76	Jackson-23	Duncan-12
4/25	PHO	19,023	W	99-86	Parker-29	Duncan-23
4/27	PHO	18,756	L	84-86	Duncan-24	Rose-14
4/29	SA	19,217	W	94-82	Rose-27	Duncan-17
5/01	PHO	18,913	W	87-85	Jackson-21	Duncan-20

2003 WESTERN CONFERENCE SEMIFINALS VS. LA LAKERS – WON 4-2

5/05	SA	18,797	W	87-82	Duncan-28	Robinson-11
5/07	SA	18,797	W	114-95	Bowen-27	Duncan-13
5/09	LA	18,997	L	95-110	Duncan-28	Duncan-11
5/11	LA	18,997	L	95-99	Duncan-36	Jackson-11
5/13	SA	18,797	W	96-94	Duncan-27	Duncan-14
5/15	LA	18,997	W	110-82	Duncan-37	Duncan-16

2003 WESTERN CONFERENCES FINALS VS. DALLAS – WON 4-2

5/19	SA	18,797	L	110-113	Duncan-40	Duncan 15
5/21	SA	18,797	W	119-106	Duncan-32	Duncan 15
5/23	DAL	20,695	W	96-83	Duncan-34	Duncan 24
5/25	DAL	20,561	W	102-95	Parker-25	Duncan 20
5/27	SA	18,797	L	91-103	Duncan-23	Duncan 15
5/29	DAL	20,812	W	90-78	Jackson-24	Rose 11, Duncan 11

2003 FINALS VS. NEW JERSEY – WON 4-2

6/04	SA	18,797	W	101-89	Duncan-32	Duncan-20
6/06	SA	18,797	L	85-87	Parker-21	Duncan-12
6/08	NJ	19,280	W	84-79	Parker-26	Duncan-16
6/11	NJ	19,280	L	76-77	Duncan-23	Duncan-17
6/13	NJ	19,280	W	93-83	Duncan-29	Duncan-17
6/15	SA	18,797	W	88-77	Duncan-21	Duncan-20

2004 FIRST ROUND VS. MEMPHIS – WON 4-0

DATE	SITE	ATT.	W	SCORE	TOP SCORER	TOP REBOUNDER
5/17	SA	18,797	W	98-74	Duncan-9	Duncan-9
5/19	SA	18,797	W	87-70	Parker-27	Duncan-12
5/22	MEM	19,351	W	95-93	Duncan-22	Duncan-13
5/25	MEM	19,351	W	110-97	Parker-29	Duncan/Horry-7

2004 WESTERN CONFERENCE SEMIFINALS VS. LA LAKERS – LOST 4-2

5/02	SA	18,797	W	88-78	Duncan-30	Duncan-11
5/05	SA	18,797	W	95-85	Parker-30	Bowen/Duncan-7
5/09	LA	18,997	L	81-105	Ginobili-17	Duncan-13
5/11	LA	18,997	L	90-98	Ginobili-20	Duncan-10
5/13	SA	18,797	L	73-74	Duncan-21	Duncan-21
5/15	LA	18,997	L	76-88	Duncan-20	Duncan-11

2005 FIRST ROUND VS. DENVER – WON 4-1

DATE	SITE	ATT.	W	SCORE	TOP SCORER	TOP REBOUNDER
4/24	SA	18,797	L	87-93	Ginobili-23	Mohammed-15
4/27	SA	18,797	W	104-76	Duncan-24	Duncan/Horry-9
4/30	DEN	19,913	W	86-78	Ginobili-32	Duncan-11
5/02	DEN	19,776	W	126-115 (OT)	Duncan-39	Duncan-14
5/04	SA	18,797	W	99-89	Parker-21	Mohammed-13

2005 WESTERN CONFERENCE SEMIFINALS VS. SEATTLE – WON 4-2

5/08	SA	18,797	W	103-81	Parker-29	Duncan-9
5/10	SA	18,797	W	108-91	Ginobili-28	Mohammed-10
5/12	SEA	17,072	L	91-92	Duncan-23	Duncan-11
5/15	SEA	17,072	L	89-101	Duncan-35	Duncan-10
5/17	SA	18,797	W	103-90	Ginobili-39	Duncan-14
5/19	SEA	17,072	W	98-96	Duncan-26	Duncan-9

2005 WESTERN CONFERENCE FINALS VS. PHOENIX – WON 4-1

5/22	PHO	18,422	W	121-114	Parker-29	Duncan-15
5/24	PHO	18,422	W	111-108	Duncan-30	Duncan/Mohammed-8
5/28	SA	18,797	W	102-92	Duncan-33	Duncan-15
5/30	SA	18,797	L	106-111	Ginobili-28	Duncan-16
6/01	PHO	18,422	W	101-95	Duncan-31	Duncan-15

2005 FINALS VS. DETROIT – WON 4-3

6/09	SA	18,797	W	84-69	Ginobili-26	Duncan-17
6/12	SA	18,797	W	97-76	Ginobili-27	Duncan-11
6/14	DET	22,076	L	79-96	Parker-21	Duncan-10
6/16	DET	22,076	L	71-102	Duncan-16	Duncan-16
6/19	DET	22,076	W	96-95 (OT)	Duncan-26	Duncan-19
6/21	SA	18,797	L	86-95	Duncan/Ginobili-21	Duncan-15
6/23	SA	18,797	W	81-74	Duncan-25	Duncan-11

SPURS ALL-TIME PLAYOFF RESULTS

2006 FIRST ROUND VS. SACRAMENTO – WON 4-2

DATE	SITE	ATT.	SCORE	TOP SCORER	TOP REBOUNDER
4/22	SA	18,797	W 122-88	Parker-25	Mohammed-8
4/25	SA	18,797	W 128-119 (OT)	Ginobili-32	Duncan-13
4/28	SAC	17,317	L 93-94	Duncan-29	Duncan-12
4/30	SAC	17,317	L 84-102	Parker-22	Duncan-8
5/02	SA	18,797	W 109-98	Ginobili-27	Duncan/Ginobili-9
5/05	SAC	17,317	W 105-83	Parker-31	Horry-7

2006 WESTERN CONFERENCE SEMIFINALS VS. DALLAS – LOST 4-3

5/07	SA	18,797	W 87-85	Duncan-31	Duncan-13
5/09	SA	18,797	L 91-113	Duncan-28	Duncan-9
5/13	DAL	20,865	L 103-104	Duncan-35	Duncan-12
5/15	DAL	20,969	L 118-123 (OT)	Parker-33	Duncan-13
5/17	SA	18,797	W 98-97	Duncan-36	Duncan-12
5/19	DAL	20,986	W 91-86	Ginobili-30	Ginobili-10
5/22	SA	18,797	L 111-119 (OT)	Duncan-41	Duncan-15

2007 FIRST ROUND VS. DENVER – WON 4-1

DATE	SITE	ATT.	SCORE	TOP SCORER	TOP REBOUNDER
4/22	SA	18,797	L 89-95	Parker-19	Duncan-10
4/25	SA	18,797	W 97-88	Duncan-22	Oberto-10
4/28	DEN	19,951	W 96-91	Parker-21	Duncan-13
4/30	DEN	19,644	W 96-89	Duncan-22	Duncan-11
5/2	SA	18,797	W 93-78	Finley-26	Duncan-12

2007 WESTERN CONFERENCE SEMIFINALS VS. PHOENIX – WON 4-2

5/6	PHO	18,422	W 111-106	Duncan-33	Duncan-16
5/8	PHO	18,422	L 81-101	Duncan-29	Duncan-11
5/12	SA	18,797	W 108-101	Duncan-33	Duncan-19
5/14	SA	18,797	L 98-104	Parker-23	Duncan-11
5/16	PHO	18,422	W 88-85	Ginobili-26	Duncan-12
5/18	SA	18,797	W 114-106	Ginobili -33	Duncan-13

2007 WESTERN CONFERENCE FINALS VS. UTAH – WON 4-1

5/20	SA	18,300	W 108-100	Duncan-27	Duncan-10
5/22	SA	18,797	W 105-96	Duncan-26	Duncan-14
5/26	UT	19,911	L 83-109	Parker-25	Duncan-8
5/28	UT	19,911	W 91-79	Ginobili-22	Oberto-11
5/30	SA	18,797	W 109-84	Duncan/Parker-21	Duncan-10

2007 FINALS VS. CLEVELAND – WON 4-0

6/7	SA	18,797	W 85-76	Parker-27	Duncan-13
6/10	SA	18,797	W 103-92	Parker-22	Duncan/Horry-9
6/12	CLE	20,562	W 75-72	Parker-17	Duncan/Bowen-9
6/14	CLE	20,562	W 83-82	Ginobili-27	Duncan-15

2008 FIRST ROUND VS. PHOENIX – WON 4-1

DATE	SITE	ATT.	SCORE	TOP SCORER	TOP REBOUNDER
4/19	SA	18,797	W 117-115 (2OT)	Duncan-40	Duncan-15
4/22	SA	18,797	W 102-96	Parker-32	Duncan-17
4/25	PHO	18,422	W 115-99	Parker-41	Duncan-10
4/27	PHO	18,422	L 85-106	Parker-18	Duncan-10
4/29	SA	18,797	W 92-87	Parker-31	Duncan-17

2008 WESTERN CONFERENCE SEMIFINALS VS. NEW ORLEANS – WON 4-3

5/3	NO	18,040	L 82-101	Parker-23	Ginobili/Oberto-6
5/5	NO	17,927	L 84-102	Duncan-18	Duncan-8
5/8	SA	18,797	W 110-99	Ginobili/Parker-31	Duncan-13
5/11	SA	18,797	W 100-80	Parker-22	Duncan-15
5/13	NO	18,246	L 79-101	Ginobili-20	Duncan-23
5/15	SA	18,797	W 99-80	Ginobili-25	Duncan-15
5/19	NO	18,235	W 91-82	Ginobili-26	Duncan-14

2008 WESTERN CONFERENCE FINALS VS. LA LAKERS – LOST 4-1

5/21	LA	18,997	L 85-89	Duncan-30	Duncan-18
5/23	LA	18,997	L 71-101	Parker-13	Duncan-16
5/25	SA	18,797	W 103-84	Ginobili -30	Duncan-21
5/27	SA	18,797	L 91-93	Duncan-29	Duncan-17
5/29	LA	18,997	L 92-100	Parker-23	Duncan-15

2009 FIRST ROUND VS. DALLAS – LOST 4-1

DATE	SITE	ATT.	SCORE	TOP SCORER	TOP REBOUNDER
4/18	SA	18,797	L 97-105	Duncan - 27	Duncan - 9
4/20	SA	18,797	W 105-84	Parker - 38	Duncan - 11
4/23	DAL	20,491	L 67-88	Parker - 12	Thomas - 10
4/25	DAL	20,829	L 90-99	Parker - 43	Duncan - 10
4/28	SA	18,797	L 93-106	Duncan - 30	Duncan - 8

SPURS ALL-TIME PLAYOFF RESULTS

2010 FIRST ROUND VS. DALLAS – WON 4-2

DATE	SITE	ATT.	SCORE	TOP SCORER	TOP REBOUNDER
4/18	DAL	20,372	L 94-100	Duncan – 27	Duncan/McDyess – 8
4/21	DAL	20,728	W 102-88	Duncan – 25	Duncan – 17
4/23	SA	18,581	W 94-90	Duncan – 25	McDyess – 6
4/25	SA	18,581	W 92-89	Hill – 29	Duncan – 11
4/27	DAL	20,557	L 103-81	Parker – 18	Blair – 8
4/29	SA	18,581	W 97-87	Ginobili – 26	Duncan – 10

2010 WESTERN CONFERENCE SEMIFINALS VS. PHOENIX – LOST 4-0

DATE	SITE	ATT.	SCORE	TOP SCORER	TOP REBOUNDER
5/3	PHO	18,422	L 102-111	Ginobili – 27	Duncan – 11
5/5	PHO	18,422	L 102-110	Duncan – 29	Duncan/Jefferson – 10
5/7	SA	18,581	L 96-110	Ginobili – 27	Duncan – 13
5/9	SA	18,581	L 101-107	Parker – 22	Duncan/Jefferson – 8

2011 FIRST ROUND VS. MEMPHIS – LOST 2-4

DATE	SITE	ATT.	SCORE	TOP SCORER	TOP REBOUNDER
4/17	SA	18,581	L 98-101	Parker – 20	Duncan – 13
4/20	SA	18,581	W 93-87	Ginobili – 17	Duncan -10
4/23	MEM	18,119	L 88-91	Ginobili – 23	Duncan – 11
4/25	MEM	18,119	L 86-104	Parker – 23	Splitter – 9
4/27	SA	18,581	W 110-103 (OT)	Ginobili – 33	Duncan – 12
4/29	MEM	18,119	L 91-99	Parker – 23	Duncan – 10

2012 FIRST ROUND VS. UTAH – WON 4-0

DATE	SITE	ATT.	SCORE	TOP SCORER	TOP REBOUNDER
4/29	SA	18,581	W 106-91	Parker – 28	Duncan – 11
5/2	SA	18,581	W 114-83	Parker – 18	Duncan – 13
5/5	UTA	19,911	W 102-90	Parker – 27	Splitter – 8
5/7	UTA	19,911	W 87-81	Ginobili – 17	Jackson – 6

2012 WESTERN CONFERENCE SEMIFINALS VS. L.A. CLIPPERS – WON 4-0

DATE	SITE	ATT.	SCORE	TOP SCORER	TOP REBOUNDER
5/15	SA	18,581	W 108-92	Ginobili – 22	Diaw – 12
5/17	SA	18,581	W 105-88	Parker – 22	Leonard – 6
5/19	LA	19,060	W 96-86	Parker – 23	Duncan – 13
5/20	LA	19,060	W 102-99	Duncan – 21	Duncan – 9

2012 WESTERN CONFERENCE FINALS VS. OKLAHOMA CITY – LOST 2-4

DATE	SITE	ATT.	SCORE	TOP SCORER	TOP REBOUNDER
5/27	SA	18,581	W 101-98	Ginobili – 26	Duncan – 11
5/29	SA	18,581	W 120-111	Parker – 34	Duncan – 12
5/31	OKC	18,203	L 82-102	Parker/Jackson – 16	3 Players – 6
6/2	OKC	18,203	L 103-109	Duncan – 21	Leonard – 9
6/4	SA	18,581	L 103-108	Ginobili – 34	Duncan – 12
6/6	OKC	18,203	L 99-107	Parker – 29	Duncan – 14

2013 FIRST ROUND VS. LOS ANGELES LAKERS – WON 4-0

DATE	SITE	ATT.	SCORE	TOP SCORER	TOP REBOUNDER
5/19	SA	18,581	W 105-83	Ginobili, Parker – 18	Duncan – 10
4/24	SA	18,581	W 102-91	Parker – 28	Leonard – 7
4/26	LA	18,997	W 120-89	Duncan – 26	Duncan – 9
5/28	LA	18,997	W 103-82	Parker – 23	Leonard – 7

2013 WESTERN CONFERENCE SEMIFINALS VS. GOLDEN STATE – WON 4-2

DATE	SITE	ATT.	SCORE	TOP SCORER	TOP REBOUNDER
5/6	SA	18,581	W 129-127	Parker – 28	Duncan – 11
5/8	SA	18,581	L 91-100	Parker – 20	Leonard – 12
5/10	GS	19,596	W 102-92	Parker – 32	Duncan – 10
5/12	GS	19,596	L 87-97 (OT)	Ginobili – 21	Duncan – 15
5/14	SA	18,581	W 109-91	Parker – 25	Duncan – 11
5/16	GS	19,596	W 94-82	Duncan – 19	Leonard – 10

2013 WESTERN CONFERENCE FINALS VS. MEMPHIS – WON 4-0

DATE	SITE	ATT.	SCORE	TOP SCORER	TOP REBOUNDER
5/19	SA	18,581	W 105-83	Parker – 20	Duncan – 10
5/21	SA	18,581	W 93-89	Duncan – 17	Duncan, Leonard – 9
5/25	MEM	18,119	W 104-93	Parker – 26	Leonard – 11
5/27	MEM	18,119	W 93-86	Parker – 37	Duncan – 8

SPURS ALL-TIME PLAYOFF RESULTS

2013 FINALS VS. MIAMI – LOST 3-4

DATE	SITE	ATT.	SCORE	TOP SCORER	TOP REBOUNDER
6/6	MIA	19,775	W 82-88	Parker - 21	Duncan - 14
6/9	MIA	19,775	L 84-103	Green - 17	Leonard - 14
6/11	SA	18,581	W 113-77	Green - 27	Duncan - 14
6/13	SA	18,581	L 93-109	Duncan - 20	Leonard - 7
6/16	SA	18,581	W 114-104	Parker - 26	Duncan - 12
6/18	MIA	19,775	L 100-103 (OT)	Duncan - 30	Duncan - 17
6/20	MIA	19,775	L 88-95	Duncan - 24	Leonard - 16

2014 FIRST ROUND VS. DALLAS – WON 4-3

DATE	SITE	ATT.	SCORE	TOP SCORER	TOP REBOUNDER
4/20	SA	18,581	W 90-85	Parker-27	Splitter-11
4/23	SA	18,581	L 92-113	Ginobili-27	Duncan-7
4/26	DAL	20,636	L 108-109	Duncan-22	Splitter-13
4/28	DAL	20,636	W 93-89	Ginobili-23	Leonard/Splitter-12
4/30	SA	18,581	W 109-103	Parker-23	Duncan/Splitter-12
5/2	DAL	20,636	L 111-113	Parker-22	Duncan-9
5/4	SA	18,581	W 119-96	Parker-32	Duncan-8

2014 WESTERN CONFERENCE SEMIFINALS VS. PORTLAND – WON 4-1

DATE	SITE	ATT.	SCORE	TOP SCORER	TOP REBOUNDER
5/6	SA	18,581	W 116-92	Parker-33	Duncan-11
5/8	SA	18,581	W 114-97	Leonard-20	Splitter-10
5/10	POR	20,321	W 118-103	Parker-29	Leonard-10
5/12	POR	20,321	L 92-103	Parker-14	Duncan-9
5/14	SA	18,581	W 104-82	Leonard-22	Green-9

2014 WESTERN CONFERENCE FINALS VS. OKLAHOMA CITY – WON 4-2

DATE	SITE	ATT.	SCORE	TOP SCORER	TOP REBOUNDER
5/19	SA	18,581	W 122-105	Duncan-27	Splitter-8
5/21	SA	18,581	W 112-77	Parker-22	Duncan-12
5/25	OKC	18,203	L 97-106	Ginobili-23	Diaw-6
5/27	OKC	18,203	L 92-105	Parker/Diaw-14	Diaw-10
5/29	SA	18,581	W 117-89	Duncan-22	Duncan-12
5/31	OKC	18,203	W 112-107	Diaw-26	Duncan-16

2014 FINALS VS. MIAMI – WON 4-1

DATE	SITE	ATT.	SCORE	TOP SCORER	TOP REBOUNDER
6/5	SA	18,581	W 110-95	Duncan-21	Diaw/Duncan-10
6/8	SA	18,581	L 96-98	Parker-21	Duncan-15
6/10	MIA	19,900	W 111-92	Leonard-29	Duncan-6
6/12	MIA	19,900	W 107-86	Leonard-20	Leonard-14
6/15	SA	18,581	W 104-87	Leonard-22	Leonard-10

2015 FIRST ROUND VS. LOS ANGELES CLIPPERS – LOST 3-4

DATE	SITE	ATT.	SCORE	TOP SCORER	TOP REBOUNDER
4/19	LAC	19,309	L 92-107	Leonard-18	Duncan-11
4/22	SA	19,482	W 111-107 (OT)	Duncan-28	Duncan-11
4/24	SA	18,581	W 100-73	Leonard-32	Duncan-7
4/26	LAC	18,581	L 105-114	Leonard-26	Duncan-14
4/28	SA	19,571	W 111-107	Duncan-21	Duncan-11
4/30	LAC	18,581	L 96-102	Belinelli-23	Duncan-13
5/2	LAC	19,588	L 109-111	Duncan-27	Duncan-11

2016 FIRST ROUND VS. MEMPHIS – WON 4-0

DATE	SITE	ATT.	SCORE	TOP SCORER	TOP REBOUNDER
4/17	SA	18,418	W 106-74	Leonard-20	Duncan-11
4/19	SA	18,418	W 94-68	Mills-16	Duncan-9
4/22	MEM	18,119	W 96-87	Leonard-32	Aldridge-10
4/24	MEM	18,119	W 116-95	Leonard-21	Aldridge-10

2016 WESTERN CONFERENCE SEMIFINALS VS. OKLAHOMA CITY – LOST 2-4

DATE	SITE	ATT.	SCORE	TOP SCORER	TOP REBOUNDER
4/30	SA	18,418	W 124-92	Aldridge-38	Anderson-7
5/2	SA	18,418	L 97-98	Aldridge-41	Duncan-9
5/6	OKC	18,203	W 100-96	Leonard-31	Leonard-11
5/8	OKC	18,203	L 97-111	Parker-22	West-7
5/10	SA	18,418	L 91-95	Leonard-26	Aldridge-9
5/12	OKC	18,203	L 99-113	Leonard-22	Aldridge-14

SPURS ALL-TIME PLAYOFF RESULTS

2017 FIRST ROUND VS. MEMPHIS – WON 4-2

DATE	SITE	ATT.		SCORE	TOP SCORER	TOP REBOUNDER
4/15	SA	18,418	W	111-82	Leonard-32	Dedmon-8
4/17	SA	18,418	W	96-82	Leonard-37	Leonard-11
4/20	MEM	18,119	L	105-94	Leonard-18	Aldridge-11
4/22	MEM	18,119	L	110-108 (OT)	Leonard-43	Gasol-11
4/25	SA	18,418	W	116-103	Leonard-28	Aldridge-9
4/27	MEM	18,119	W	103-96	Leonard-29	Aldridge-12

2017 WESTERN CONFERENCE SEMIFINALS VS. HOUSTON – WON 4-2

DATE	SITE	ATT.		SCORE	TOP SCORER	TOP REBOUNDER
5/1	SA	18,418	L	126-99	Leonard-21	Leonard-11
5/3	SA	18,418	W	121-96	Leonard-34	Gasol-13
5/5	HOU	18,187	W	103-92	Aldridge, Leonard-26	Leonard-10
5/7	HOU	18,055	L	125-104	Simmons-17	Gasol-7
5/9	SA	18,418	W	110-107 (OT)	Leonard-22	Leonard-15
5/11	HOU	18,055	W	114-75	Aldridge-34	Aldridge-12

2017 WESTERN CONFERENCE FINALS VS. GOLDEN STATE – LOST 0-4

DATE	SITE	ATT.		SCORE	TOP SCORER	TOP REBOUNDER
5/14	GS	19,596	L	113-111	Aldridge-28	Aldridge, Leonard-8
5/16	GS	19,596	L	136-100	Simmons-22	Dedmon-9
5/20	SA	18,792	L	120-108	Ginobili-21	Gasol-10
5/22	SA	18,466	L	129-115	Anderson-20	Gasol-9

2018 FIRST ROUND VS. GOLDEN STATE – LOST 1-4


DATE	SITE	ATT.		SCORE	TOP SCORER	TOP REBOUNDER
4/14	GS	19,596	L	113-92	Gay-15	Gay-6
4/16	GS	19,596	L	116-101	Aldridge-34	Aldridge-12
4/19	SA	18,418	L	110-97	Aldridge-18	Aldridge-10
4/22	SA	18,418	W	103-90	Aldridge-22	Aldridge-10
4/24	GS	19,596	L	99-91	Aldridge-30	Aldridge-12

2019 FIRST ROUND VS. DENVER – LOST 3-4


DATE	SITE	ATT.		SCORE	TOP SCORER	TOP REBOUNDER
4/13	DEN	19,520	W	101-96	DeRozan-18	DeRozan-12
4/16	DEN	19,520	L	114-105	DeRozan-31	Aldridge-8
4/18	SA	18,354	W	118-108	White-36	Aldridge-11
4/20	SA	18,354	L	117-103	Aldridge-24	Aldridge, Poeltl-9
4/23	DEN	19,520	L	108-90	Aldridge, DeRozan-17	Aldridge-10
4/25	SA	18,354	W	120-103	Aldridge-26	Aldridge-10
4/27	DEN	19,725	L	90-86	Gay-21	Aldridge-11

\$100

THE ABA
YEARS




DALLAS
FORT
WORTH
LUBBOCK



CHAPARRALS

TEXAS

Chaparrals



70 71

PRESS - RADIO - TV GUIDE

A LOOK BACK AT THE ABA YEARS

THE COACHES

1967-69 - CLIFF HAGAN

1969-70 - CLIFF HAGAN & MAX WILLIAMS

1970-71 - MAX WILLIAMS & BILL BLAKELEY

1971-72 - TOM NISSALKE

1972-73 - BABE MCCARTHY & DAVE BROWN

1973-74 - TOM NISSALKE

1974-76 - BOB BASS



THE STARS

CLIFF HAGAN

FIRST PLAYER-COACH

Player-Coach Cliff Hagan was a big reason for the Chaparrals early success ... he was a five-time All-Star with the St. Louis Hawks prior to arriving in Dallas ... his physical style was perfect for the ABA and in his first season of 1967-68, Hagan averaged 18.2 points per game, leading to another All-Star selection. He was relieved of his coaching duties in January 1970, when General Manager Max Williams took over as head coach.

JOHN BEASLEY

1968, 1969 & 1970 ABA ALL-STAR

John Beasley was the biggest surprise for the Dallas Chaparrals in their inaugural season ... in his first year, Beasley averaged 19.7 points per game ... he made the ABA All-Star Team each of his first three seasons and was named the MVP of the 1969 All-Star Game ... he also garnered All-ABA Second Team honors in 1968 and 1969 ... Beasley ranks second in Spurs ABA history in games, points, field goals made and field goals attempted ... for his career with the Chaparrals, Beasley averaged 17.9 points and 11.0 rebounds while shooting .494 from the field and .828 from the free throw line.



RON BOONE

1968-69 ABA ALL-ROOKIE FIRST TEAM

A major bright spot of the Chaparrals' 1968-69 season was rookie phenom Ron Boone ... Boone attracted very little attention during his college career at Idaho State, but that all changed when he got to the pros ... Boone finished second to Warren Armstrong of Oakland for Rookie of the Year accolades ... in his rookie season, Boone averaged 18.9 points, 5.1 rebounds and 3.6 assists while shooting .434 from the field and .812 from the free throw line.

GLEN COMBS

1970 ABA ALL-STAR

Glen Combs shined along with Boone during his rookie season ... in 1968-69, Combs averaged 15.4 points per game while shooting .361 from three-point range ... the following year, Combs averaged a team-high 22.2 points in addition to 3.4 rebounds and 4.1 assists ... he made one All-Star appearance as a Chaparral in 1970.



CINCINNATUS POWELL

1970 ABA ALL-STAR

Cincinnatus 'Cincy' Powell averaged 19.3 points, 9.0 rebounds and 2.1 assists, while shooting .476 from the field during his time in Dallas ... Powell was named to the 1967-68 All-ABA Second Team ... he also earned one trip to the All-Star Game in 1970.

RICH JONES

1973 & 1974 ABA ALL-STAR

For his career with the Chaparrals/Spurs, which spanned six seasons (1969-75), Rich Jones averaged 16.5 points, 8.0 rebounds and 3.1 assists, while shooting .430 from the field and .318 from three-point range ... Jones is the Spurs all-time ABA leader in games, points, field goals made and field goals attempted ... he also ranks second in free throws made and attempted, rebounds and assists ... Jones was a two-time All-Star in 1973 and 1974.

SWEN NATER

1974 ABA ROOKIE OF THE YEAR

The first big move in Spurs history paid dividends from the start ... in November, 1973 the Spurs obtained Swen Nater from the Virginia Squires in exchange for draft picks and cash ... Nater appeared in 62 games with San Antonio after playing in 17 games with the Squires during the 1973-74 season ... for the season he totaled 79 games, averaging 14.1 points and 12.6 rebounds while shooting .552 from the field ... in addition to winning ABA Rookie of the Year honors, Nater was named to the All-ABA Second Team, appeared in the 1974 ABA All-Star Game and led the league in field goal percentage.

GEORGE GERVIN



1974, 1975 & 1976 ABA ALL-STAR

During his ABA years with the Spurs, George Gervin made three consecutive All-Star appearances from 1974-76 ... he also was a two-time All-ABA Second Team member for the 1974-75 and 1975-76 seasons ... Gervin's best ABA season with the Spurs came in 1974-75 when he averaged 23.4 points and 8.3 rebounds ... for his ABA career with the Spurs, which spanned three seasons (1973-76), Gervin averaged 22.2 points, 7.6 rebounds and 2.4 assists, while shooting .484 from the field and .844 from the free throw line.

JAMES SILAS

1976 ALL-ABA FIRST TEAM

James Silas enjoyed the best season of his 10-year career during the 1975-76 season ... he appeared in all 84 games, averaging 23.8 points, 5.4 assists, 4.0 rebounds and 1.85 steals in 37.0 minutes per contest ... Silas was the first Spur to be named to the All-ABA First Team and also earned a spot on the 1976 ABA All-Star Team.



A LOOK BACK AT THE ABA YEARS

THE BIG STORIES

THE BEGINNING

February 2, 1967

On February 2, 1967, a Dallas ABA franchise is awarded for \$30,000 to August Speth, Gary Davidson, John Klug, James Peters ... the team is sold prior to the league's first season to a group including Robert S. Folsom, J. Lindsay Embrey, Richard Bruton, Joseph W. Geary, Graham R. E. Koch and Lawrence S. Pollock ... Folsom was named President ... Max Williams was named General Manager ... the team played in Memorial Auditorium and Moody Coliseum ... Cliff Hagan ended his one-year retirement to become the team's player-coach ... they drafted Pat Riley (who signed with San Diego of the NBA) ... they signed John Beasley, Charlie Beasley, Cincy Powell, Maurice McHartley, and Bob Verga.

"DALLAS" BECOMES "TEXAS"


1970-71 Season

For the 1970-71 season, Chaparrals management tried its greatest experiment – regionalization ... the name of the team was changed to the "Texas" Chaparrals ... while Texas still played most of its games in Dallas, the team also played in Lubbock and Fort Worth ... this experiment fizzled in a dramatic way ... while the crowds in Dallas remained strong, attendance in Fort Worth and Lubbock steadily declined over the season ... the breaking point came on January 5, 1971, when less than 200 fans showed up in Fort Worth to see the Chaps play the Pittsburgh Condors (the crowd was actually announced as 500) ... management promptly canceled the last five games scheduled for Fort Worth and switched them to Dallas.

FIRST NBA-ABA EXHIBITION GAME

September 21, 1971

In the summer of 1971, a merger between the NBA and ABA appeared imminent ... Basketball Weekly reported that "The American basketball public is clamoring for a merger. So are the NBA and ABA owners, the two commissioners and every college coach. The war is over. The Armistice will be signed soon" ... in this short-lived congenial atmosphere, the two leagues agreed to play preseason interleague exhibition games for the first time ... even though the merger talks fell apart before the 1971-72 season, the ABA vs. NBA exhibition games stayed alive ... the Chaparrals hosted the first NBA vs. ABA game on September 21, 1971 ... Kareem Abdul-Jabbar scored 32 points to lead the NBA's Milwaukee Bucks past John Beasley and the ABA Dallas Chaparrals, 106-103 ... 7,800 fans paid the largest gate in Dallas franchise history to see the game.



CHAPARRALS MOVE SOUTH

Summer of 1973

When the Dallas Chaparrals first moved to San Antonio in the summer of 1973, the franchise was actually on a three-year lease ... shortly after the 1972-73 season ended a group of San Antonio businessmen - led by John Schaefer, Red McCombs, Angelo Drossos and Art Burdick negotiated the unique deal ... the first ownership group consisted of 35 stockholders ... the team struggled to gain interest early said treasurer Maury Holden, "I can remember one night, Pat Tallman (the Spurs PA announcer) said it might be easier to introduce the people in the crowd instead of the starting line-ups." ... as the season went on the support grew ... during the season the group of 27 investors arranged to purchase the team from the Dallas group and by the end of the season - after the team had acquired Swen Nater and George Gervin - Spurs fever had arrived in San Antonio.

SPURS FIRST GAME

October 10, 1973

In the first game in San Antonio history, the Silver and Black fell to the San Diego Conquistadors 121-106 in the HemisFair Arena in front of 5,879 fans ... the starting lineup that night was Rich Jones, Goo Kennedy, Bob Netolicky, Joe Hamilton and James Silas ... the Conquistadors were coached by NBA legend Wilt Chamberlain ... Chamberlain was assisted by Stan Albeck, who would go on to coach the Spurs from 1980-83.



THE ICEMAN COMETH

January 30, 1974

It wasn't easy but it was worth it ... the official date is January 30, 1974 ... that's when George Gervin was obtained by San Antonio as Virginia sold his rights to the Spurs ... but after the trade it took a few weeks before "Iceman" was free and clear to become a Spur ... the Squires were in financial trouble and had been unloading players (including Julius Erving and Swen Nater) ... so then the ABA - and eventually Virginia - contested the Gervin deal ... first Gervin had to hide out in a San Antonio hotel room for about a week ... then on February 7 he finally made his Spurs debut (finishing with 12 points in 27 minutes vs. Utah) but only after U.S. District Court Judge Adrian Spears granted the Spurs a 10-day restraining order against the Squires and the ABA clearing Gervin to suit up for the Silver and Black ... finally by the middle of February all the legal issues were dealt with and Gervin was a Spur ... Gervin spent 12 of his 14 professional seasons with the Spurs and on February 5, 1996, was elected to the Basketball Hall of Fame.




THE MERGER

June 17, 1976

Thanks to the leadership of Angelo Drossos the Spurs were one of four ABA teams - along with the Denver Nuggets, the Indiana Pacers and the New York Nets - to jump to the NBA as part of a merger between the two leagues ... it was a long struggle for Drossos and the Spurs ... in January of 1976 he was named to an ABA committee pursuing the merger ... then, when the merger occurred, Drossos was forced to find 30 new investors to cover the \$5 million NBA entry fee.

NEWS AND NOTES



- The Dallas Chaparrals always hovered near the middle of the ABA pack ... around the league, the Chaps were known for the vast wealth of their ownership group ... while the Dallas owners had money, they refused to spend it on their basketball team ... the Chaps rarely, if ever, signed any of their high draft picks ... in fact, the best draft "find" in Dallas franchise history, Ron Boone, was a relatively unknown eighth round pick.
- In the ABA's inaugural season, the Chaps had the fourth best record in the league and finished second in the Western Division ... they crushed the Houston Mavericks in the first round of the playoffs, but then easily succumbed to the New Orleans Buccaneers in the Western Division Finals ... the chief reason for the team's early success was player-coach Cliff Hagan, the former NBA All-Star with the St. Louis Hawks ... Hagan's physical style was perfect for the early ABA, and he averaged 18.2 points per game that first year.
- Things started to change by Dallas' third season though ... the team struggled early on as enforcer Cincy Powell suffered both a broken jaw and a sprained ankle ... Hagan's coaching style also began to grate on his players and team management ... some Dallas players hated playing for Hagan because he was a "screamer" ... Chaps management felt that what the team needed was more encouragement, rather than constant yelling and screaming ... Hagan was fired in January 1970, and General Manager Max Williams took over the team ... the team improved a little after Williams took over (it averaged an impressive 128 points per game), and finished in second place behind Denver ... Glen Combs probably was the team's MVP, averaging 22.2 points per game ... in the playoffs however, Dallas was upset in the first round by the surprising Los Angeles Stars.
- For the 1970-71 season, the team lacked direction and confidence -- team leader John Beasley had been traded ... rookies Rich Jones and Joe Hamilton showed promise, but could not carry the team ... most of the season, Texas engaged in a nip and tuck battle with Denver for the last playoff spot in the Western Division ... General Manager Max Williams watched his team struggle in last place early in the season before he finally decided to fire himself ... he gave up the coaching position to Bill Blakeley, who promptly lost two games in a row for the first time in his 13 year head coaching career ... in the middle of the season, the team made a trade which it would live to regret -- it sent Ron Boone and Glen Combs to Utah for a disgruntled Donnie Freeman and a banged-up Wayne Hightower ... observers first thought that Texas got the better deal--but soon changed their minds as Boone and Combs became important elements of Utah's 1971 championship team ... in fact, after Texas nipped the Denver Rockets in a one-game playoff for the final playoff spot in the Western Division, Boone and Combs led Utah past Texas in four straight games.
- For the next season, the team "returned" to Dallas and played all of its games there ... their new young coach was Tom Nissalke, the former assistant coach of the NBA's Milwaukee Bucks ... Nissalke got the most out of his players (including the talented Rich Jones and Joe Hamilton) and managed to guide the team to a .500 record and third place in the Western Division ... for his efforts, Nissalke won the ABA Coach of the Year award ... however, Dallas was once again swept by Utah in four straight games in the first round of the playoffs.
- Strangely, the team declined to hang on to Nissalke ... Nissalke promptly found a new head coaching job with the Seattle Supersonics of the NBA ... the Chaps' latest coach was Babe "Magnolia Mouth" McCarthy ... unfortunately, the team floundered under McCarthy, and the respected coach was fired ... the Chaps finished with only 28 wins, two games behind the ABA's new expansion team, the San Diego Conquistadors ... for the first time in their existence, the franchise failed to make the playoffs ... it was also the last season for the team in Dallas, as the owners decided to lease the team to Angelo Drossos in San Antonio for the 1973-74 season ... the team became the San Antonio Spurs, and eventually stayed in that city under the ownership of Drossos.

A LOOK BACK AT THE ABA YEARS

- In an attempt to get the team back to their winning ways, they brought back Head Coach Tom Nissalke for the 1974-75 season ... However, midway through the season, Bob Bass replaced Nissalke when he was named head coach on December 13, 1974 ... Bass was credited with instilling a run-and-gun style to the Spurs attack ... he also moved George Gervin from forward to guard ... Bass would go on to have an illustrious career in San Antonio, serving in a variety of roles: general manager, vice president of basketball operations, assistant to the chairman, head coach and assistant coach during his 20 years with the Spurs ... During his 1,617 games in San Antonio, the Spurs posted a 877-740 record ... Bass was twice named NBA Executive of the Year (in 1990 with the Spurs and in 1997 with the Charlotte Hornets).
- San Antonio hosted the 1975 ABA All-Star Game ... a crowd of 10,449 packed the HemisFair Arena as the East beat the West 151-124 on Jan. 28, 1975 ... the Western squad featured three Spurs – George Gervin, Swen Nater and James Silas ... Willie Nelson sang the National Anthem and Freddie Lewis was the MVP of the game (as MVP he was awarded a horse – Tuff Julie – and a hand-sewn saddle ... but rather than try to ship the horse to his home in Arizona he instead took the auction price of \$1,950).
- Fans in the Alamo City saw one of the more interesting, albeit one of the last games in ABA history on April 7, 1976 ... a leak in the roof at the HemisFair Arena forced the Spurs-Indiana Pacers game to be played under some different rules ... because a portion of the court was coned off in the slippery area it was decided there would be no pressing of the ball handler outside of the 3-point lines and there would be no fast break allowed ... the game was also played with a running clock on dead balls to make up for the nearly 40-minute delay to get the court "game-ready" ... the Spurs ended up winning the game 96-75 ... arena officials weren't out of the woods after the game either ... with the Spurs set to host the New York Nets in the ABA playoffs two days later, contractors were able to patch the leaks in HemisFair's roof, however they could not guarantee the patches in the event of another rain storm ... luckily for everyone involved the weather cooperated and no new "rules" were needed in the playoffs.

SOURCE/PHOTO CREDIT: www.remembertheaba.com



A LOOK BACK AT THE ABA YEARS

*SPURS / CHAPARRALS ABA ALL-TIME REGULAR SEASON LEADERS

GAMES

391 – Rich Jones
334 – John Beasley
328 – James Silas
324 – Coby Dietrick
292 – Joe Hamilton
276 – Charles Beasley
231 – George Karl
228 – Cincinnatus Powell
211 – Goo Kennedy
204 – Ron Boone

FG ATTEMPTED

6,002 – Rich Jones
4,873 – John Beasley
4,216 – James Silas
3,468 – Cincinnatus Powell
3,464 – George Gervin
3,461 – Joe Hamilton
3,155 – Donnie Freeman
3,032 – Glen Combs
2,932 – Ron Boone
2,056 – Charles Beasley

3-PT FG ATTEMPTED

732 – Glen Combs
694 – Joe Hamilton
365 – Rich Jones
135 – Ron Boone
124 – Charles Beasley
116 – George Gervin
81 – Steve Jones
80 – John Beasley
61 – Skeeter Swift
57 – Tom Hagan

FT ATTEMPTED

2,020 – James Silas
1,549 – Rich Jones
1,485 – Cincinnatus Powell
1,385 – John Beasley
1,214 – Glen Combs
1,198 – Donnie Freeman
1,099 – Ron Boone
993 – George Gervin
907 – Joe Hamilton
828 – Charles Beasley

POINTS

6,466 – Rich Jones
5,983 – John Beasley
5,978 – James Silas
4,392 – Cincinnatus Powell
4,219 – George Gervin
3,920 – Donnie Freeman
3,839 – Glen Combs
3,781 – Joe Hamilton
3,495 – Ron Boone
2,622 – Charles Beasley

FG PCT. (500 MADE)

.558 – Goo Kennedy (793-1,422)
.546 – Swen Nater (878-1,609)
.504 – Billy Paultz (566-1,124)
.504 – James Silas (2,123-4,216)
.496 – Cliff Hagan (511-1,031)
.494 – John Beasley (2,407-4,873)
.486 – Bob Netolicky (750-1,542)
.484 – George Gervin (1,675-3,464)
.483 – Manny Leaks (987-2,043)
.481 – Larry Kenon (647-1,344)

3-PT FG PCT. (10 MADE)

.355 – Glen Combs (260-732)
.346 – Steve Jones (28-81)
.333 – Tom Hagan (19-57)
.328 – Skeeter Swift (20-61)
.326 – Ron Boone (44-135)
.318 – Rich Jones (116-365)
.311 – Joe Hamilton (216-694)
.275 – John Beasley (22-80)
.267 – George Gervin (31-116)
.261 – Larry Jones (12-46)

FT PCT. (400 MADE)

.865 – Charles Beasley (716-828)
.859 – Steve Jones (422-491)
.857 – James Silas (1,732-2,020)
.844 – George Gervin (838-993)
.828 – John Beasley (1,147-1,385)
.813 – Donnie Freeman (974-1,198)
.810 – Joe Hamilton (735-907)
.807 – Cliff Hagan (401-497)
.800 – Glen Combs (971-1,214)
.796 – Ron Boone (875-1,099)

FG MADE

2,578 – Rich Jones
2,407 – John Beasley
2,123 – James Silas
1,675 – George Gervin
1,650 – Cincinnatus Powell
1,472 – Donnie Freeman
1,415 – Joe Hamilton
1,304 – Glen Combs
1,288 – Ron Boone
987 – Manny Leaks

3-PT FG MADE

260 – Glen Combs
216 – Joe Hamilton
116 – Rich Jones
44 – Ron Boone
31 – George Gervin
30 – Charles Beasley
28 – Steve Jones
22 – John Beasley
20 – Skeeter Swift
19 – Tom Hagan

FT MADE

1,732 – James Silas
1,194 – Rich Jones
1,147 – John Beasley
1,087 – Cincinnatus Powell
974 – Donnie Freeman
971 – Glen Combs
875 – Ron Boone
838 – George Gervin
735 – Joe Hamilton
716 – Charles Beasley

REBOUNDS

3,673 – John Beasley
3,137 – Rich Jones
2,123 – Swen Nater
2,047 – Cincinnatus Powell
1,782 – Coby Dietrick
1,763 – Manny Leaks
1,449 – George Gervin
1,362 – Goo Kennedy
1,324 – James Silas
1,138 – John Smith

ASSISTS

1,413 – James Silas
1,217 – Rich Jones
1,092 – Joe Hamilton
858 – Charles Beasley
744 – George Karl
716 – Coby Dietrick
695 – Glen Combs
693 – Ron Boone
662 – Donnie Freeman
514 – John Beasley

STEALS*

356 – James Silas
267 – George Gervin
238 – Coby Dietrick
221 – George Karl
158 – Rich Jones
123 – Mike Gale
91 – Larry Kenon
69 – Swen Nater
65 – Donnie Freeman
63 – Bird Averitt

PERSONAL FOULS

1,365 – Rich Jones
1,032 – Coby Dietrick
1,014 – John Beasley
1,013 – James Silas
820 – Joe Hamilton
779 – Cincinnatus Powell
777 – Goo Kennedy
701 – Ron Boone
681 – George Gervin
649 – Charles Beasley

TURNOVERS

912 – Rich Jones
896 – James Silas
791 – Ron Boone
653 – Cincinnatus Powell
584 – Glen Combs
541 – Charles Beasley
539 – John Beasley
530 – George Gervin
473 – Coby Dietrick
473 – Joe Hamilton

BLOCKED SHOTS*

291 – George Gervin
253 – Billy Paultz
236 – Coby Dietrick
135 – Swen Nater
49 – James Silas
45 – Rich Jones
43 – Larry Kenon
40 – Mike Gale
30 – Mark Olberding
20 – George Karl

*Steals and Blocked Shots were not recorded until the 1973-74 season

*SPURS / CHAPARRALS ABA ALL-TIME PLAYOFF LEADERS

GAMES

27 – Rich Jones
25 – John Beasley
23 – Charles Beasley
21 – Cincinnatus Powell
20 – Coby Dietrick
20 – George Gervin
17 – George Karl
16 – Bob Bedell
14 – Donnie Freeman
14 – James Silas

FG ATTEMPTED

414 – George Gervin
366 – Cincinnatus Powell
365 – John Beasley
303 – Rich Jones
262 – Glen Combs
259 – Donnie Freeman
218 – Charles Beasley
202 – James Silas
182 – Ron Boone
169 – Swen Nater

3-PT FG ATTEMPTED

60 – Glen Combs
23 – Joe Hamilton
23 – Rich Jones
18 – Charles Beasley
16 – George Gervin
13 – John Beasley
12 – Ron Boone
12 – Levern Tart
9 – Bob Bedell
6 – Cincinnatus Powell

REBOUNDS

280 – John Beasley
236 – Cincinnatus Powell
200 – George Gervin
181 – Swen Nater
168 – Rich Jones
149 – Manny Leaks
108 – Coby Dietrick
80 – Larry Kenon
78 – Bob Bedell
72 – 2 tied

POINTS

538 – George Gervin
458 – Cincinnatus Powell
446 – John Beasley
302 – Glen Combs
295 – Rich Jones
270 – Donnie Freeman
264 – Charles Beasley
247 – James Silas
207 – Ron Boone
193 – Swen Nater

FG PCT. (50 MADE)

.543 – Coby Dietrick (70-129)
.515 – Swen Nater (87-169)
.490 – John Beasley (179-365)
.490 – George Gervin (203-414)
.466 – Larry Kenon (61-131)
.462 – Ron Boone (84-182)
.460 – James Silas (93-202)
.455 – Manny Leaks (76-167)
.454 – Charles Beasley (99-218)
.451 – Cincinnatus Powell (165-366)

FT MADE

128 – George Gervin
127 – Cincinnatus Powell
85 – John Beasley
65 – Glen Combs
63 – Charles Beasley
61 – James Silas
44 – Rich Jones
40 – Manny Leaks
38 – Donnie Freeman
36 – 2 tied

ASSISTS

92 – James Silas
81 – Ron Boone
80 – Charles Beasley
62 – Rich Jones
56 – Cincinnatus Powell
50 – Mike Gale
48 – Glen Combs
46 – George Gervin
45 – Coby Dietrick
45 – George Karl

FG MADE

203 – George Gervin
179 – John Beasley
165 – Cincinnatus Powell
123 – Rich Jones
116 – Donnie Freeman
111 – Glen Combs
99 – Charles Beasley
93 – James Silas
87 – Swen Nater
84 – Ron Boone

3-PT FG MADE

15 – Glen Combs
6 – Joe Hamilton
5 – Rich Jones
4 – George Gervin
3 – Charles Beasley
3 – John Beasley
3 – Ron Boone
2 – Maurice McHartley
2 – Levern Tart
2 – Henry Ward

FT ATTEMPTED

157 – Cincinnatus Powell
152 – George Gervin
99 – John Beasley
82 – James Silas
79 – Glen Combs
78 – Charles Beasley
65 – Rich Jones
53 – Donnie Freeman
53 – Manny Leaks
48 – Maurice McHartley

STEALS*

24 – Mike Gale
24 – James Silas
16 – George Karl
15 – Coby Dietrick
15 – George Gervin
12 – Rich Jones
5 – Allan Bristow
5 – Larry Kenon
4 – Swen Nater
3 – 2 Tied

BLOCKED SHOTS*

30 – George Gervin
20 – Coby Dietrick
16 – Billy Paultz
11 – Swen Nater
10 – Mike Gale
6 – Rich Jones
4 – Bird Averitt
4 – Larry Kenon
2 – 4 Tied

TURNOVERS


76 – Cincinnatus Powell
48 – Rich Jones
47 – Charles Beasley
47 – George Gervin
43 – John Beasley
42 – Ron Boone
41 – Maurice McHartley
39 – James Silas
38 – Glen Combs
38 – Coby Dietrick

PERSONAL FOULS

102 – Rich Jones
78 – John Beasley
73 – Cincinnatus Powell
72 – George Gervin
71 – Coby Dietrick
66 – Charles Beasley
52 – Ron Boone
51 – Maurice McHartley
45 – Bob Bedell
45 – James Silas

*Steals and Blocked Shots were not recorded until the 1973-74 season

1973-74 RECAP



Swen Nater

RECORD

45-39 (27-15 home: 18-24 road)
Third in Western Division

HONORS

Swen Nater, ABA Rookie of the Year
Swen Nater, All-ABA Second Team
Swen Nater, ABA All-Star
Rich Jones, ABA All-Star
Swen Nater, ABA FG Percentage Leader
Jack Ankerson, ABA Executive of the Year

PLAYOFFS

Lost to Indiana, First Round 4-3

SPURS LEADERS

Scoring: George Gervin 19.4 ppg
Rebounding: Swen Nater 13.6 rpg
Assists: James Silas 3.8 apg


Head Coach: Tom Nissalke
Assistant: Rudy Davalos

1973-74 SEASON NOTES

- The San Antonio Spurs were formed in the summer of 1973 when the Dallas Chaparrals of the ABA were sold to a group of San Antonio investors and moved to the Alamo City.
- Original ownership group was made up of 27 individuals, led by John Schaefer, Red McCombs, Art Burdick and Angelo Drossos.
- The first game in franchise history was a 121-106 loss to the San Diego Conquistadors on 10/10/73 in front of 5,879 fans in the HemisFair Arena ... the Spurs starting five was Rich Jones, Goo Kennedy, Bob Netolicky, Joe Hamilton and James Silas.
- In November the Spurs obtained Swen Nater from the Virginia Squires in exchange for cash and draft picks ... Nater was the Spurs leading rebounder in both 1973-74 and 1974-75.
- On 1/30/74 - in perhaps the biggest move in franchise history - the Spurs purchased George Gervin from

1973-74 SPURS FINAL STATISTICS (45-39)

PLAYER	G	MIN	2-POINT		3-POINT		REBOUNDING									SCORING			
			FGM-FGA	PCT.	FGM-FGAPCT.	FTM-FTAPCT.	OFF	DEF	TOT	AVG.	AST	TO	PF	BLK	STL	PTS	AVG.		
Gervin	25	783	185-389	.476	0-6	.000	116-136	.853	62	144	206	8.2	45	64	98	34	26	486	19.4
Silas	84	3096	486-1016	.478	0-1	.000	349-420	.831	83	260	343	4.1	319	220	256	8	90	1321	15.7
Jones	78	2843	497-1129	.440	13-46	.283	186-241	.772	170	411	581	7.5	268	145	273	13	70	1219	15.6
Nater	62	2001	383-694	.552	0-1	.000	134-181	.740	248	596	844	13.6	112	153	177	48	26	900	14.5
Hamilton	43	1415	209-498	.420	19-86	.221	92-110	.836	27	89	116	2.7	162	82	92	1	51	567	13.2
Netolicky	19	488	100-195	.513	0-0	.000	29-46	.630	43	58	101	5.3	44	34	21	11	7	229	12.1
Averitt	74	1639	334-862	.387	9-50	.180	156-224	.696	44	77	121	1.6	132	137	166	6	63	851	11.5
Karl	74	1339	228-480	.475	8-22	.364	94-113	.832	41	85	126	1.7	160	92	161	10	65	574	7.8
Dietrick	84	2142	251-566	.443	0-3	.000	81-114	.711	200	332	532	6.3	253	151	285	50	89	583	6.9
Chambers	38	579	94-206	.456	0-0	.000	36-48	.750	37	66	103	2.7	42	28	74	3	11	224	5.9
Kennedy	76	1440	194-352	.551	0-0	.000	60-87	.690	121	266	387	5.1	83	79	240	15	59	448	5.9
Brown	2	26	5-6	.833	0-0	.000	0-0	.000	3	3	6	3.0	1	2	4	0	0	10	5.0
Terry	61	1093	131-292	.449	1-2	.500	36-41	.878	67	99	166	2.7	72	33	139	5	18	301	4.9
Hill	60	837	112-233	.481	0-11	.000	45-62	.726	59	113	172	2.9	62	63	145	16	13	269	4.5
Warren	36	486	61-133	.459	0-1	.000	32-35	.914	26	35	61	1.7	38	30	40	5	9	154	4.3
Swift	16	153	22-55	.400	1-12	.083	16-20	.800	5	11	16	1.0	15	13	26	0	3	63	3.9
SPURS	84		3292-7106	.463	51-241	.212	1462-1878	.778	1236	2645	3881	46.2	1808	1326	2197	225	600	8199	97.6
OPPONENTS	84		3042-6592	.461	107-372	.288	1721-2268	.759	1054	2557	3611	43.0	1764	1383	1970	409	601	8126	96.7



George Gervin

RECORD

51-33 (32-10 home: 19-23 road)
Second in Western Division

HONORS

George Gervin, All-ABA Second Team
Swen Nater, All-ABA Second Team
James Silas, All-ABA Second Team
George Gervin, ABA All-Star
Swen Nater, ABA All-Star
James Silas, ABA All-Star
Swen Nater, ABA Rebounding Title

PLAYOFFS

Lost to Indiana, First Round, 4-2

SPURS LEADERS

Scoring: George Gervin 23.4 ppg
Rebounding: Swen Nater 16.4 rpg
Assists: James Silas 4.9 apg

Head Coach: Tom Nissalke/Bob Bass
Assistant: Rudy Davalos


1974-75 SEASON NOTES

- The City of San Antonio hosted the 1975 ABA All-Star Game ... a crowd of 10,449 was on hand in the HemisFair Arena as the East beat the West 151-124 on 1/28/75 ... the Western squad featured three Spurs – George Gervin, Swen Nater and James Silas.
- During the off-season Angelo Drossos was named Executive Vice President and Chief Operating Officer and John Begzos was named the Spurs General Manager.
- On 12/13/74 the Spurs hired Bob Bass as their head coach, replacing Tom Nissalke.
- George Gervin established himself as a true star ... during the regular season he was seventh in the ABA in scoring, averaging 23.4 ppg, and was also among league leaders in rebounds and blocks ... Gervin was named to the All-ABA Second Team and appeared in his second ABA All-Star Game ... but Gervin's big breakthrough came in the postseason when Bob Bass moved Iceman from small forward to two-guard ... Gervin averaged 34.0 ppg in the series vs. Indiana and the rest, as they say, is history.
- On 2/5/75 George Gervin scored 51 points as the Spurs beat Memphis 143-119 ... Gervin's 51 points that night is the Spurs franchise record for the most points scored in an ABA game.

1974-75 SPURS FINAL STATISTICS (51-33)

PLAYER	G	MIN	2-POINT			3-POINT			REBOUNDING				AST					PTS	AVG.
			FGM-FGA	PCT.	FGM-FGA	PCT.	FTM-FTA	PCT.	OFF	DEF	TOT	AVG.	AST	TO	PF	BLK	STL		
Gervin	84	3113	767-1600	.479	17-55	.309	380-458	.830	247	450	697	8.3	207	249	295	138	131	1965	23.4
Jones	83	3097	636-1430	.445	13-50	.260	287-374	.767	247	398	645	7.8	270	210	297	32	88	1598	19.3
Silas	82	3105	578-1134	.510	0-2	.000	430-486	.885	73	237	310	3.8	398	230	232	17	111	1586	19.3
Freeman	77	2381	453-1007	.450	0-5	.000	289-352	.821	107	77	184	2.4	202	131	169	15	65	1195	15.5
Nater	78	2713	495-913	.542	0-1	.000	185-246	.752	369	910	1279	16.4	97	185	240	87	43	1175	15.1
Karl	82	1629	257-511	.503	4-23	.174	137-177	.774	47	108	155	1.9	334	158	207	7	96	663	8.1
Dietrick	82	1724	220-440	.500	2-4	.500	76-99	.768	191	333	524	6.4	168	117	266	55	82	522	6.4
Warren	71	992	125-258	.484	2-7	.286	77-91	.846	42	70	112	1.6	91	68	109	9	35	333	4.7
Terry	79	1186	145-305	.475	3-8	.375	39-53	.736	77	140	217	2.8	69	37	146	3	37	338	4.3
Franklin	24	179	32-84	.381	0-1	.000	15-23	.652	39	43	82	3.4	10	18	37	2	3	79	3.3
Love	12	64	13-30	.433	0-0	.000	3-4	.750	6	18	24	2.0	9	6	16	4	0	29	2.4
Temple	24	102	17-40	.425	0-1	.000	8-10	.800	14	17	31	1.3	15	12	29	4	4	42	1.8
SPURS	84		3738-7752	.482	41-157	.261	1926-2373	.812	1459	2801	4260	50.7	1870	1421	2043	373	695	9525	113.4
OPPONENTS	84		3619-7513	.482	112-396	.283	1599-2129	.751	1316	2570	3886	46.3	2082	1392	2157	447	698	9173	109.2

1975-76 RECAP



James Silas

RECORD

50-34 (30-12 home: 20-22 road)
Third in ABA

HONORS

James Silas, All-ABA First Team
George Gervin, All-ABA Second Team
George Gervin, ABA All-Star
Larry Kenon, ABA All-Star
Billy Paultz, ABA All-Star
James Silas, ABA All-Star

PLAYOFFS

Lost to New York, First Round, 4-3

SPURS LEADERS

Scoring: James Silas 23.8 ppg
Rebounding: Larry Kenon 11.0 rpg
Assists: James Silas 5.4 apg

Head Coach: Bob Bass
Assistant: Rudy Davalos

1975-76 SEASON NOTES

- The Spurs made a pair of big moves prior to the start of the season ... on 6/3/75 the Spurs sent Swen Nater to the New York Nets for Larry Kenon ... in a related move on the same day the Spurs obtained Mike Gale from the Nets for cash ... then on 9/8/75 the Spurs sent Chuck Terry, Rich Jones, Bobby Warren and Kim Hughes to the Nets in exchange for Billy Paultz ... the moves paid off as both Kenon and Paultz were ABA All-Stars during the 1975-76 campaign.
- James Silas – the Spurs leading scorer and playmaker during the season – broke his right ankle in the first game of their playoff series with the Nets ... the injury put a damper on a great season for Silas ... he was the first Spur ever named to the All-ABA First Team ... he finished the season ranked sixth in the ABA in scoring, fourth in FG percentage, fourth in FT percentage, fifth in assists and ninth in steals.
- The Spurs ranked second in the ABA in attendance, averaging 8,003 fans per game ... the highlight was a then-record crowd of 11,717 who watched a 112-109 loss to the Nets on 11/15/75.
- As a team the Spurs shot an incredible .815 (1,905-2,337) from the free throw line during the 1975-76 season ... five Spurs shot .800 or better from the line ... James Silas led the way with a .872 mark, George Gervin shot .862, Allan Bristow had a .848 mark, Coby Dietrick was .829 and Mike Gale shot an even .800.

1975-76 SPURS FINAL STATISTICS (50-34)


PLAYER	G	MIN	2-POINT			3-POINT			REBOUNDING				SCORING				
			FGM-FGA	PCT.	FGM-FGAPCT.	FTM-FTAPCT.	OFF	DEF	TOT	AVG.	AST	TO	PF	BLK	STL	PTS	AVG.
Silas	84	3112	718-1381	.520	0-2 .000	564-647 .872	111	224	335	4.0	452	254	264	155	24	2000	23.8
Gervin	81	2748	692-1357	.510	14-39 .359	342-397 .862	179	367	546	6.7	201	217	283	110	119	1768	21.8
Kenon	81	2920	646-1343	.481	0-1 .000	221-283 .781	287	602	889	11.0	151	243	173	89	43	1513	18.7
Paultz	83	2958	566-1122	.505	0-1 .000	238-322 .739	210	652	862	10.4	340	231	231	61	253	1370	16.5
Olberding	70	1601	233-462	.504	0-0 .000	161-204 .789	149	276	425	6.1	124	114	197	40	30	627	9.0
Bristow	47	882	125-270	.463	0-1 .000	78-92 .848	68	106	174	3.7	120	63	81	24	2	328	7.0
Gale	78	1776	227-495	.459	3-17 .177	64-80 .800	48	159	207	2.7	246	143	145	124	40	527	6.8
Dietrick	81	1467	199-396	.503	1-7 .143	68-82 .829	109	240	349	4.3	160	112	257	67	43	469	5.8
Karl	75	1200	150-326	.460	0-9 .000	81-106 .764	13	53	66	0.9	250	108	149	60	3	381	5.1
Ward	61	688	148-310	.477	6-23 .261	16-27 .593	45	95	140	2.3	35	45	99	16	10	330	5.4
Owens	39	538	90-182	.495	0-0 .000	46-60 .767	54	101	155	4.0	41	29	97	3	13	226	5.8
Others	42	349	67-173	.387	2-13 .154	26-37 .703	32	44	76	1.8	29	17	58	9	3	166	4.0
SPURS	84		3861-7817	.494	26-113	.230	1905-2337	.815	1305	2919	4224	50.3	2149	1576	2034	758	583
OPPONENTS	84		3638-7701	.472	122-420	.291	1720-2254	.763	1313	2525	3838	45.7	2029	1475	2120	827	457



YEAR-BY-YEAR
RECAPS



1976-77 RECAP



Larry Kenon

RECORD

44-38 (31-10 home: 13-28 road)
Third in Central Division

HONORS

George Gervin, All-NBA Second Team
George Gervin, NBA All-Star

PLAYOFFS

Lost to Boston, First Round, 2-0

SPURS LEADERS

Scoring: George Gervin 23.1 ppg
Rebounding: Larry Kenon 11.3 rpg
Assists: Mike Gale 5.8 apg

Head Coach: Doug Moe

Assistant: Bob Bass

1976-77 SEASON NOTES

- On June 17, 1976, the Spurs were officially accepted into the NBA along with three other ABA franchises – Denver, Indiana and the New York Nets.
- New Head Coach Doug Moe, and the rest of the Spurs, were forced to start their first NBA season without James Silas, who injured his knee in the preseason ... Silas returned later in the season but appeared in just 22 games due to the injury.
- The Spurs played their first NBA game on 10/22 in Philadelphia ... a crowd of 17,196 Sixers fans were on hand to witness the Spurs claim a 121-118 win ... Billy Paultz led the Spurs with 27 points ... also making his NBA debut that evening was Dr. J.
- The Spurs finished as the top-scoring team in the NBA, averaging 115.0 points per game ... George Gervin and Larry Kenon led the Spurs high-speed attack ... Gervin finished ninth in the NBA in scoring, averaging 23.1 ppg, and fourth in FG percentage, with a .544 mark, while Kenon was 12th in scoring, with 21.9 ppg, and 10th in rebounding, grabbing 11.3 rebounds per contest.


1976-77 SPURS FINAL STATISTICS (44-38)

PLAYER	G	MIN	FGM-FGA	PCT.	FTM-FTA	PCT.	REBOUNDING				AST	PF-DQ	STL	BLK	SCORING	
							OFF	DEF	TOT	AVG.					PTS	AVG.
Gervin	82	2705	726-1335	.544	443-532	.833	134	320	454	5.5	238	286-12	105	104	1895	23.1
Kenon	78	2936	706-1435	.492	293-356	.823	282	597	879	11.3	229	190-0	167	60	1705	21.9
Paultz	82	2694	521-1102	.473	238-320	.744	192	495	687	8.4	223	262-5	55	173	1280	15.6
Bristow	82	2017	365-747	.489	206-258	.798	119	229	348	4.2	240	195-1	89	2	936	11.4
Olberding	82	1949	301-598	.503	251-316	.794	162	287	449	5.5	119	277-6	59	29	853	10.4
Gale	82	2598	353-754	.468	137-167	.820	54	219	273	3.3	473	224-3	191	50	843	10.3
Silas	22	356	61-142	.430	87-107	.813	7	25	32	1.5	50	36-0	13	3	209	9.5
Calvin	35	606	93-237	.392	123-146	.842	11	20	31	0.9	104	58-0	23	1	309	8.8
Dietrick	82	1772	285-620	.460	119-166	.717	111	261	372	4.5	148	267-8	88	57	689	8.4
Dampier	80	1634	233-507	.460	64-86	.744	22	54	76	1.0	234	93-0	49	15	530	6.6
Nelson	4	57	7-14	.500	4-7	.571	2	5	7	1.8	3	9-0	2	0	18	4.5
Ward	27	171	34-90	.378	15-17	.882	10	23	33	1.2	6	30-0	6	5	83	3.1
Karl	29	251	25-73	.342	29-42	.690	4	13	17	0.6	46	36-0	10	0	79	2.7
D'Antoni	2	9	1-3	.333	1-2	.500	0	2	2	1.0	2	3-0	0	0	3	1.5
SPURS	82		3711-7657	.485	2010-2522	.797	1110	2550	3660	44.6	2115	1966-35	857	499	9432	115.0
OPPONENTS	82		3955-8075	.490	1512-2059	.734	1329	2687	4016	49.0	2159	2189-40	811	420	9382	114.4

44-38 (THIRD IN CENTRAL DIVISION)

DATE	OPPONENT	W-L	SCORE	REC.	ATT.	HI-SCORER	HI-REBOUNDER
OCTOBER RECORD: 2-4 (HOME: 1-1, ROAD: 1-3)							
10-22	@ Philadelphia	W	121-118	1-0	17,196	27-Paultz	9-Kenon
10-23	@ NY Knicks	L	98-117	1-1	13,512	20-Gervin	9-Paultz
10-26	@ Atlanta	L	114-122	1-2	4,575	23-Paultz	11-Paultz
10-27	PHOENIX	W	115-106	2-2	8,919	41-Kenon	12-Kenon
10-29	@ Kansas City	L	102-130	2-3	8,832	18-Gervin	12-Kenon
10-30	BOSTON	L	117-126	2-4	12,594	37-Gervin	11-Paultz
NOVEMBER RECORD: 9-5 (HOME: 8-0, ROAD: 1-5)							
11-3	@ Indiana	L	97-113	2-5	7,332	19-Gervin	11-Paultz
11-5	@ New Orleans	L	119-127	2-6	10,182	22-Paultz/Kenon	10-Kenon
11-6	INDIANA	W	113-94	3-6	6,532	27-Gervin	14-Paultz
11-9	SEATTLE	W	138-114	4-6	6,391	24-Kenon	8-Gervin
11-11	NY NETS	W	108-104	5-6	6,043	30-Gervin	10-Kenon
11-13	PORTLAND	W	113-101	6-6	9,113	32-Gervin	10-Bristow
11-16	BUFFALO	W	114-112	7-6	6,945	25-Kenon	14-Kenon
11-18	KANSAS CITY	W	129-104	8-6	7,776	25-Paultz	14-Kenon
11-20	@ Washington	L	103-109	8-7	12,640	33-Gervin	14-Kenon
11-23	@ Buffalo	W	122-115	9-7	8,178	34-Gervin	10-Paultz/Gervin
11-24	@ NY Nets	L	91-99	9-8	6,583	16-Kenon	12-Kenon
11-26	GOLDEN ST.	W	123-121	10-8	12,306	29-Kenon	15-Kenon/Paultz
11-27	@ Houston	L	116-125	10-9	8,126	30-Gervin	11-Dietrick
11-30	DETROIT	W	130-129	11-9	8,159	28-Kenon/Gervin	19-Kenon
DECEMBER RECORD: 7-7 (HOME: 6-2, ROAD: 1-5)							
12-2	@ Golden St.	L	116-124	11-10	10,649	26-Kenon	13-Paultz
12-3	@ Los Angeles	L	105-114	11-11	10,297	22-Kenon	18-Kenon
12-5	@ Phoenix	L	98-103 (OT)	11-12	8,235	20-Gervin	19-Kenon
12-8	ATLANTA	L	106-117	11-13	8,593	25-Bristow	6-Olberding/Gervin
12-10	@ Milwaukee	W	136-120	12-13	10,526	23-Kenon	12-Kenon
12-11	NEW ORLEANS	W	121-106	13-13	8,857	30-Gervin	10-Olberding
12-14	NY KNICKS	W	111-98	14-13	8,687	28-Kenon/Paultz	10-Bristow/Dietrick
12-15	@ Indiana	L	102-116	14-14	6,404	22-Bristow/Paultz	12-Olberding
12-17	@ Chicago	L	101-103	14-15	7,148	22-Kenon	12-Kenon
12-18	@ Cleveland	L	105-106	14-16	10,056	24-Gervin	15-Kenon
12-21	GOLDEN ST.	W	123-120	15-16	9,264	27-Gervin	11-Paultz
12-23	WASHINGTON	W	118-116	16-16	8,491	26-Kenon	10-Kenon/Paultz
12-26	KANSAS CITY	W	110-105	17-16	5,342	29-Kenon	15-Kenon
12-29	PHILADELPHIA	W	127-116	18-16	12,367	29-Gervin	15-Kenon
JANUARY RECORD: 7-7 (HOME: 6-2, ROAD: 1-5)							
1-2	@ Denver	L	120-145	18-17	16,924	31-Gervin	15-Kenon
1-3	BUFFALO	W	142-109	19-17	6,527	24-Gervin	11-Kenon
1-5	DENVER	W	137-133	20-17	11,237	30-Gervin	10-Paultz/Gervin
1-7	@ Seattle	L	124-131	20-18	12,176	27-Gervin	15-Kenon
1-9	@ Portland	L	113-150	20-19	11,751	22-Gervin	10-Kenon
1-12	MILWAUKEE	L	121-127	20-20	10,096	26-Gervin	19-Paultz
1-14	LOS ANGELES	L	106-109	20-21	11,246	27-Gervin	15-Kenon
1-16	INDIANA	W	122-115	21-21	8,435	32-Kenon	13-Olberding
1-19	CHICAGO	W	115-107	22-21	7,568	36-Kenon	12-Kenon
1-21	@ Boston	L	90-103	22-22	13,065	22-Olberding	10-Kenon
1-23	PORTLAND	W	123-118	23-22	10,341	41-Gervin	7-Kenon
1-25	@ Phoenix	W	116-108	24-22	10,814	38-Kenon	21-Kenon
1-27	@ Portland	L	104-112	24-23	12,524	20-Kenon	12-Kenon
1-30	SEATTLE	W	126-118 (OT)	25-23	14,098	42-Gervin	9-Bristow/Kenon
FEBRUARY RECORD: 8-5 (HOME: 5-3, ROAD: 3-2)							
2-1	CLEVELAND	W	92-87	26-23	9,179	32-Gervin	14-Kenon
2-3	CHICAGO	L	98-107	26-24	7,839	33-Kenon	17-Kenon
2-6	NY KNICKS	W	119-96	27-24	10,411	24-Kenon	13-Paultz
2-8	@ Chicago	L	89-111	27-25	5,193	22-Paultz	9-Paultz/Gervin
2-9	@ Detroit	W	135-129	28-25	9,142	29-Kenon	12-Paultz
2-11	@ Houston	W	117-104	29-25	8,411	29-Gervin	8-Kenon/Paultz
2-15	SEATTLE	W	109-106 (OT)	30-25	7,781	33-Gervin	18-Kenon
2-17	HOUSTON	L	99-113	30-26	9,478	20-Gervin	7-Gervin
2-20	NEW ORLEANS	W	129-109	31-26	8,469	24-Dietrick	12-Dietrick
2-22	LOS ANGELES	W	135-103	32-26	10,966	25-Gervin	9-Olberding/Dietrick
2-24	MILWAUKEE	L	121-131	32-27	9,116	31-Gervin	11-Dietrick
2-26	@ Atlanta	L	111-119	32-28	5,210	26-Gervin	11-Olberding/Dietrick
2-27	@ New Orleans	W	135-118	33-28	8,320	31-Paultz	14-Paultz
MARCH RECORD: 10-6 (HOME: 6-2, ROAD: 4-4)							
3-1	@ NY Knicks	W	132-127	34-28	13,050	30-Kenon	10-Paultz
3-4	@ NY Nets	W	135-121	35-28	5,776	39-Kenon	10-Kenon
3-5	@ Buffalo	W	120-109	36-28	6,950	24-Paultz	12-Kenon
3-8	PHOENIX	W	122-115	37-28	10,011	29-Kenon/Gervin	11-Paultz
3-10	CLEVELAND	W	106-100	38-28	9,088	26-Paultz	14-Paultz
3-13	DETROIT	L	97-102	38-29	9,793	27-Gervin	14-Paultz
3-16	NY NETS	W	118-108	39-29	7,391	22-Olberding	13-Olberding
3-19	@ Cleveland	L	89-94	39-30	16,257	28-Kenon	13-Paultz
3-20	@ Washington	L	116-135	39-31	12,916	26-Gervin	10-Paultz
3-22	BOSTON	L	104-108	39-32	11,246	24-Kenon	18-Kenon
3-23	@ Denver	W	122-120	40-32	18,044	38-Gervin	17-Kenon
3-24	HOUSTON	W	118-112	41-32	10,434	28-Paultz	17-Kenon
3-25	@ Philadelphia	L	110-113	41-33	14,753	26-Kenon	14-Kenon
3-27	KANSAS CITY	W	139-129	42-33	8,549	43-Kenon	20-Kenon
3-29	WASHINGTON	W	122-116	43-33	10,391	31-Gervin	10-Kenon/Olberding
3-31	@ Golden St.	L	116-125	43-34	12,293	28-Gervin	12-Dietrick
APRIL RECORD: 1-4 (HOME: 1-1, ROAD: 0-3)							
4-1	@ Los Angeles	L	102-107	43-35	12,064	26-Kenon	13-Kenon
4-3	ATLANTA	L	103-111	43-36	8,561	28-Kenon	9-Kenon
4-6	PHILADELPHIA	W	131-109	44-36	11,246	31-Kenon	14-Kenon
4-9	@ Boston (in Hart)	L	105-120	44-37	10,859	20-Kenon	12-Kenon/Paultz
4-10	@ Milwaukee	L	125-133	44-38	7,689	31-Gervin	8-Kenon

1977-78 RECAP



Allan Bristow

RECORD

52-30 (32-9 home: 20-21 road)
First in Central Division

HONORS

George Gervin, NBA Scoring Title
George Gervin, All-NBA First Team
George Gervin, NBA All-Star
Larry Kenon, NBA All-Star
Angelo Drossos, NBA Executive of the Year

PLAYOFFS

Lost to Washington,
Eastern Conference Finals, 4-2

SPURS LEADERS

Scoring: George Gervin 27.2 ppg
Rebounding: Larry Kenon 9.5 rpg
Assists: Mike Gale 5.4 apg

Head Coach: Doug Moe
Assistant: Bob Bass

1977-78 SEASON NOTES

- During the summer of 1977, the roof at the HemisFair Arena was raised to accommodate 6,000 new seats.
- The Spurs got off to a slow start as injuries sidelined James Silas (knee), George Karl (knee) and Mike Gale (ankle) ... after starting 16-14 the Spurs got hot at midseason to claim their first NBA Division Title ... at one point, the Spurs posted 18 wins in a 22-game period.
- Both George Gervin and Larry Kenon were named starters in the 1978 NBA All-Star Game which was played in Atlanta on 2/5.
- George Gervin turned in one of the greatest single game performances in franchise history on 4/9 in New Orleans ... going into the final day of the season Gervin and David Thompson were battling for the NBA Scoring Title ... Thompson had played earlier in the day and appeared to claim the title as he poured in 73 points ... but Gervin wasn't ready to concede the title ... by halftime of the Spurs-Jazz game, Ice had 53 points - thanks to 33 points in the second quarter, which still stands as the most points ever scored in a single quarter ... the Spurs lost the game 153-132 but Gervin finished with 63 points and claimed his first of four NBA Scoring Titles.

1977-78 SPURS FINAL STATISTICS (52-30)

PLAYER	G	MIN	FGM-FGA PCT.		FTM-FTA PCT.		REBOUNDING				AST PF-DQ STL TO BLK					SCORING	
							OFF	DEF	TOT	AVG.						PTS	AVG.
Gervin	82	2857	864-1611	.536	504-607	.830	118	302	420	5.1	302	255-3	136	306	110	2232	27.2
Kenon	81	2869	698-1426	.489	276-323	.854	245	528	773	9.5	268	209-2	115	279	24	1672	20.6
Paultz	80	2479	518-979	.529	230-306	.752	172	503	675	8.4	213	222-3	42	167	194	1266	15.8
Gale	70	2091	275-581	.473	87-100	.870	57	166	223	3.2	376	170-2	159	176	25	637	9.1
Dampier	82	2037	336-660	.509	76-101	.752	24	98	122	1.5	285	84-0	87	95	13	748	9.1
Olberding	79	1773	231-480	.481	184-227	.811	104	269	373	4.7	131	235-1	45	118	26	646	8.2
Bristow	82	1481	257-538	.478	152-208	.731	99	158	257	3.1	194	150-0	69	146	4	666	8.1
Green	63	1132	195-427	.457	86-111	.775	108	196	304	4.8	66	167-1	24	83	87	476	7.6
Dietrick	79	1876	250-543	.460	89-114	.781	73	285	358	4.5	217	231-4	81	144	55	589	7.5
Eakins	16	251	30-52	.577	29-34	.853	17	29	46	2.9	17	46-0	3	24	10	89	5.6
Layton	41	498	85-168	.506	12-13	.923	4	28	32	0.8	108	51-0	21	59	4	182	4.4
Silas	37	311	43-97	.443	60-73	.822	4	19	23	0.6	38	29-0	11	30	1	146	3.9
Sims	12	95	10-26	.385	10-15	.667	5	8	13	1.1	20	16-0	3	19	0	30	2.5
Karl	4	30	2-6	.333	2-2	1.000	0	5	5	1.2	5	6-0	1	4	0	6	1.5
SPURS	82		3794-7594	.500	1797-2234	.804	1030	2594	3624	44.2	2240	1871-16	797	1650	553	9385	114.5
OPPONENTS	82		3808-8063	.472	1494-1996	.748	1345	2576	3921	47.8	2145	2059-25	837	1662	379	9110	111.1

52-30 (FIRST IN CENTRAL DIVISION)

DATE	OPPONENT	W-L	SCORE	REC.	ATT.	HI-SCORER	HI-REBOUNDER
OCTOBER RECORD: 4-3 (HOME: 2-0, ROAD: 2-3)							
10-19	BOSTON	W	114-109	1-0	10,466	39-Gervin	9-Kenon/Paultz
10-21	@ Golden St.	L	117-122	1-1	9,164	27-Paultz	11-Kenon/Olberding
10-22	@ Portland	L	115-130	1-2	12,666	26-Gervin	13-Kenon
10-23	@ Seattle	W	112-94	2-2	10,422	28-Kenon	18-Kenon
10-25	@ Los Angeles	L	107-109	2-3	9,756	28-Gervin	9-Kenon/Dietrich
10-29	LOS ANGELES	W	129-118	3-3	9,643	36-Kenon	14-Kenon
10-31	@ Phoenix	W	145-143	4-3	10,030	36-Gervin	15-Kenon
NOVEMBER RECORD: 8-7 (HOME: 5-3, ROAD: 3-4)							
11-1	GOLDEN ST.	L	97-108	4-4	8,761	22-Gervin	12-Kenon
11-3	PHOENIX	L	89-110	4-5	8,294	17-Gervin	14-Paultz
11-5	@ Buffalo	W	111-101	5-5	7,009	29-Gervin	12-Paultz
11-9	@ New York	L	117-123	5-6	13,474	35-Gervin	14-Kenon
11-9	@ Boston	W	129-114	6-6	11,268	27-Kenon	8-Kenon
11-11	@ Detroit	W	107-104	7-6	8,560	33-Gervin	6-Olberding/Bristow
11-12	ATLANTA	W	116-99	8-6	8,790	25-Kenon	8-Paultz
11-15	KANSAS CITY	W	113-107	9-6	8,251	23-Kenon	9-Kenon
11-17	BUFFALO	W	111-108	10-6	8,633	30-Kenon	13-Kenon
11-18	@ Denver	L	94-105	10-7	15,847	22-Gervin	12-Olberding
11-20	@ Phoenix	L	112-134	10-8	9,677	23-Gervin	11-Gervin
11-23	NEW JERSEY	W	132-119	11-8	8,690	35-Gervin	12-Kenon
11-26	MILWAUKEE	W	129-107	12-8	9,078	26-Gervin	12-Kenon/Paultz
11-29	PHILADELPHIA	L	117-129	12-9	10,001	25-Gervin	11-Kenon/Paultz
11-30	@ Washington	L	105-116	12-10	7,092	20-Gervin	13-Kenon
DECEMBER RECORD: 7-6 (HOME: 5-2, ROAD: 2-4)							
12-1	NEW YORK	W	120-116	13-10	8,112	29-Gervin	13-Kenon
12-3	NEW ORLEANS	W	133-118	14-10	9,411	25-Gervin	12-Kenon
12-7	@ New Jersey	W	125-122	15-10	2,637	38-Gervin	13-Kenon
12-9	@ Philadelphia	L	116-120	15-11	17,126	25-Kenon	11-Kenon
12-10	@ Chicago	L	119-121	15-12	15,483	30-Kenon	9-Kenon
12-14	CHICAGO	W	116-108	16-12	8,447	24-Gervin	9-Olberding
12-16	@ Atlanta	L	99-115	16-13	4,097	24-Paultz	9-Paultz
12-20	DETROIT	L	117-118	16-14	8,107	32-Gervin	7-Paultz
12-21	@ Milwaukee	L	92-116	16-15	9,569	16-Gervin/Kenon	12-Kenon
12-23	HOUSTON	W	107-101	17-15	9,155	25-Gervin	9-Kenon
12-25	@ New Orleans	W	115-105	18-15	10,367	31-Gervin	10-Paultz
12-27	INDIANA	L	89-96	18-16	9,331	25-Gervin	10-Paultz/Gervin
12-30	CLEVELAND	W	122-101	19-16	9,189	29-Gervin	12-Paultz
JANUARY RECORD: 11-2 (HOME: 6-1, ROAD: 5-1)							
1-4	DENVER	L	114-119	19-17	9,606	36-Gervin	7-Kenon
1-6	@ New Jersey	W	110-105	20-17	4,126	25-Gervin	10-Paultz
1-7	@ Cleveland	W	109-107 (OT)	21-17	13,720	30-Kenon	13-Kenon
1-11	MILWAUKEE	W	130-106	22-17	8,967	24-Kenon	13-Kenon/Green
1-13	@ Atlanta	W	98-92	23-17	6,360	37-Gervin	21-Kenon
1-14	@ Houston	L	93-104	23-18	11,163	25-Gervin	12-Kenon
1-17	SEATTLE	W	119-113	24-18	8,677	36-Gervin	14-Paultz
1-18	@ Indiana	W	109-96	25-18	9,873	23-Gervin	13-Paultz
1-20	INDIANA	W	112-82	26-18	9,803	19-Bristow	7-Olberding/Green
1-22	PORTLAND	W	110-95	27-18	11,489	34-Gervin	11-Paultz
1-25	BOSTON	W	113-103	28-18	10,381	37-Gervin	17-Kenon
1-29	@ Kansas City	W	127-113	29-18	8,227	42-Gervin	9-Kenon/Paultz
1-31	WASHINGTON	W	129-109	30-18	9,000	33-Gervin	12-Kenon
FEBRUARY RECORD: 7-5 (HOME: 5-1, ROAD: 2-4)							
2-2	NEW YORK	W	123-113	31-18	7,999	42-Gervin	8-Paultz
2-3	@ Chicago	L	107-110	31-19	14,119	37-Gervin	9-Paultz
2-9	HOUSTON	W	104-94	32-19	7,999	29-Paultz	12-Kenon
2-10	@ Houston	W	125-114	33-19	11,119	35-Gervin	7-Paultz/Gervin
2-11	@ Golden State	W	131-122 (OT)	34-19	13,237	37-Gervin	14-Paultz
2-14	@ Los Angeles	L	114-128	34-20	13,254	29-Gervin	11-Kenon
2-17	@ Philadelphia	L	116-125	34-21	18,276	30-Gervin	12-Paultz
2-18	CHICAGO	W	124-103	35-21	9,000	37-Gervin	12-Paultz/Kenon
2-21	PORTLAND	L	114-118 (OT)	35-22	9,100	22-Paultz	10-Paultz
2-23	ATLANTA	W	118-105	36-22	9,000	23-Gervin	8-Paultz/Gervin/Green
2-25	CLEVELAND	W	112-108	37-22	9,100	36-Gervin	12-Kenon
2-28	@ New York	L	123-138	37-23	12,938	27-Paultz	13-Green
MARCH RECORD: 12-5 (HOME: 6-2, ROAD: 6-3)							
3-1	@ Washington	L	110-125	37-24	8,425	34-Gervin	11-Paultz
3-2	BUFFALO	W	128-107	38-24	8,297	27-Gervin	8-Kenon/Green
3-5	NEW ORLEANS	W	98-97	39-24	9,081	28-Kenon	11-Paultz
3-7	NEW JERSEY	W	129-98	40-24	9,011	27-Kenon	10-Dietrich/Kenon
3-8	SEATTLE	L	94-95	40-25	9,113	41-Gervin	13-Kenon
3-11	WASHINGTON	W	116-101	41-25	9,465	33-Gervin	15-Kenon
3-14	@ Buffalo	L	115-123	41-26	5,029	33-Gervin	10-Paultz
3-15	@ Detroit	W	135-106	42-26	6,206	28-Gervin	9-Gervin
3-17	@ Portland	W	118-99	43-26	12,666	26-Kenon	10-Kenon
3-19	@ Seattle	L	98-116	43-27	14,098	18-Paultz/Gervin	9-Paultz
3-21	LOS ANGELES	W	109-105	44-27	9,712	20-Paultz	13-Paultz
3-23	DENVER	W	123-106	45-27	9,334	29-Kenon	11-Paultz
3-25	@ Kansas City	W	132-130	46-27	6,954	40-Gervin	7-Kenon/Paultz
3-28	GOLDEN ST.	L	94-108	46-28	9,363	24-Kenon	13-Dietrich
3-29	@ Indiana	W	106-91	47-28	10,548	20-Paultz/Gervin	13-Gervin
3-30	@ Cleveland	W	99-95	48-28	14,976	28-Gervin	15-Paultz
3-31	@ Boston	W	120-117	49-28	13,584	32-Kenon	10-Kenon
APRIL RECORD: 3-2 (HOME: 3-1, ROAD: 0-1)							
4-2	PHILADELPHIA	W	111-107	50-28	9,505	20-Kenon/Gervin	14-Kenon
4-4	PHOENIX	W	125-119	51-28	9,112	29-Kenon	14-Kenon
4-6	KANSAS CITY	W	123-116	52-28	9,234	25-Kenon	10-Kenon/Green
4-7	KANSAS CITY	L	102-108	52-29	10,938	22-Gervin	9-Green
4-9	@ New Orleans	L	132-153	52-30	8,336	63-Gervin	8-Paultz

1978-79 RECAP



Mike Gale

RECORD

48-34 (29-12 home: 19-22 road)
First in Central Division

HONORS

George Gervin, NBA Scoring Title
George Gervin, All-NBA First Team
George Gervin, NBA All-Star
Larry Kenon, NBA All-Star

PLAYOFFS

Defeated Philadelphia,
Eastern Conference Semifinals, 4-3
Lost to Washington,
Eastern Conference Finals, 4-3

SPURS LEADERS

Scoring: George Gervin 29.6 ppg
Rebounding: Larry Kenon 9.8 rpg
Assists: Mike Gale 4.6 apg

Head Coach: Doug Moe
Assistant: Bob Bass

1978-79 SEASON NOTES

- Point guard James Silas returned to the starting lineup after missing the majority of the previous two seasons due to a knee injury.
- The Spurs started the season with a bang, beating Milwaukee 153-111 in their home opener on 10/14.
- The Spurs beat the Cavaliers 117-101 on the final game of the season to edge out Houston to claim their second consecutive Central Division Title.
- George Gervin led the NBA in scoring for the second straight season, becoming the first guard ever to capture the NBA Scoring Title in back-to-back seasons.
- After beating the Sixers in the Eastern Conference Semifinals, the Spurs and Bullets matched-up in a memorable seven-game series in the Conference Finals ... the Spurs jumped out to a 3-1 series lead ... but Washington then won three straight games to claim the series 4-3.


1978-79 SPURS FINAL STATISTICS (48-34)

PLAYER	G	MIN	FGM-FGA	PCT.	FTM-FTA	PCT.	REBOUNDING				AST	PF-DQ	STL	TO	BLK	SCORING	
							OFF	DEF	TOT	AVG.						PTS	AVG.
Gervin	80	2888	947-1749	.541	471-570	.826	142	258	400	5.0	219	275-5	137	286	91	2365	29.6
Kenon	81	2947	748-1484	.504	295-349	.845	260	530	790	9.8	335	192-1	154	300	19	1791	22.1
Silas	79	2171	466-922	.505	334-402	.831	35	148	183	2.3	273	215-1	76	199	20	1266	16.0
Paultz	79	2122	399-758	.526	114-194	.588	169	456	625	7.9	178	204-4	35	157	125	912	11.5
Olberding	80	1885	261-551	.474	233-290	.803	96	333	429	5.4	211	282-2	53	163	18	755	9.4
Gale	82	2121	284-612	.464	91-108	.843	40	146	186	2.3	374	192-1	152	153	40	659	8.0
Green	76	1641	235-477	.493	101-144	.701	131	223	354	4.7	116	230-3	37	89	122	571	7.5
Dietrick	76	1487	209-400	.523	79-99	.798	88	227	315	4.1	198	206-7	72	92	38	497	6.5
Bristow	74	1324	174-354	.492	124-149	.832	80	167	247	3.3	231	154-0	56	108	15	472	6.4
Sanders	22	263	50-127	.394	32-41	.780	13	46	59	2.7	35	44-1	14	32	3	132	6.0
Dampier	70	760	123-251	.490	29-39	.744	15	48	63	0.9	124	42-0	35	39	8	275	3.9
Mosley	26	221	31-75	.413	23-38	.605	27	37	64	2.5	19	35-0	8	20	10	85	3.3
SPURS	82		3927-7760	.506	1926-2423	.795	1096	2619	3715	45.3	2313	2071-25	829	1652	509	9780	119.3
OPPONENTS	82		3798-7970	.477	1759-2343	.751	1297	2531	3828	46.7	2232	2168-41	788	1700	405	9355	114.1

48-34 (FIRST IN CENTRAL DIVISION)

DATE	OPPONENT	W-L	SCORE	REC.	ATT.	HI-SCORER	HI-REBOUNDER
OCTOBER RECORD:		5-4 (HOME: 3-1, ROAD: 2-3)					
10-13	@ Denver	L	117-118	0-1	14,009	38-Kenon	9-Kenon/Green
10-14	MILWAUKEE	W	153-111	1-1	11,897	37-Gervin	11-Sanders
10-17	@ Phoenix	W	110-107	2-1	8,755	39-Kenon	11-Kenon
10-18	@ San Diego	W	127-125	3-1	5,614	46-Gervin	9-Kenon
10-20	@ Seattle	L	117-133	3-2	20,172	37-Gervin	13-Paultz
10-22	@ Los Angeles	L	121-134	3-3	12,970	28-Kenon	12-Paultz
10-24	BOSTON	W	132-109	4-3	12,034	28-Gervin	5-Gervin/Sanders
10-28	DETROIT	W	150-126	5-3	10,767	43-Gervin	13-Kenon
10-31	GOLDEN STATE	L	138-139 (OT)	5-4	11,568	34-Gervin	9-Paultz
NOVEMBER RECORD:		5-7 (HOME: 3-3, ROAD: 2-4)					
11-1	@ Philadelphia	L	115-116	5-5	11,613	34-Gervin	8-Kenon
11-3	@ Boston	W	110-103	6-5	10,177	31-Gervin	10-Kenon
11-4	@ Washington	L	119-124	6-6	12,619	27-Gervin	11-Paultz
11-8	SAN DIEGO	W	163-125	7-6	11,358	38-Gervin	11-Paultz/Kenon
11-10	@ New Orleans	L	102-113	7-7	9,239	34-Gervin	10-Paultz
11-11	WASHINGTON	W	143-124	8-7	12,363	37-Kenon	17-Kenon
11-15	PHOENIX	L	119-125	8-8	10,489	28-Kenon	8-Kenon/Gervin
11-18	@ Houston	L	120-126	8-9	12,420	33-Kenon	16-Kenon
11-21	INDIANA	L	103-108	8-10	9,178	27-Kenon	15-Kenon
11-23	@ Milwaukee	W	116-114	9-10	10,938	34-Kenon	9-Kenon
11-25	NEW JERSEY	W	151-110	10-10	9,618	28-Gervin	12-Paultz
11-29	PHILADELPHIA	L	114-120 (OT)	10-11	12,368	35-Gervin	13-Paultz
DECEMBER RECORD:		12-4 (HOME: 6-1, ROAD: 6-3)					
12-2	DENVER	L	93-104	10-12	10,056	24-Kenon	9-Kenon
12-6	LOS ANGELES	W	112-111	11-12	10,186	27-Gervin	11-Olderding
12-8	@ Golden State	W	123-105	12-12	12,254	36-Gervin	13-Paultz
12-10	@ Seattle	L	99-112	12-13	13,847	19-Gervin	14-Paultz
12-12	@ Denver	L	103-107	12-14	13,448	34-Gervin	9-Paultz
12-13	NEW YORK	W	139-109	13-14	10,166	36-Kenon	17-Kenon
12-15	@ Indiana	W	125-113	14-14	7,951	22-Kenon/Paultz	13-Paultz
12-16	GOLDEN STATE	W	104-96	15-14	9,291	35-Gervin	20-Kenon
12-19	@ Cleveland	W	113-106	16-14	6,246	28-Silas	10-Paultz
12-20	CHICAGO	W	131-102	17-14	9,511	29-Gervin	14-Kenon
12-22	@ Chicago	W	103-92	18-14	10,735	33-Gervin	18-Paultz
12-23	@ Detroit	W	130-126	19-14	10,287	34-Gervin	10-Kenon/Green
12-26	ATLANTA	W	124-111	20-14	13,761	37-Kenon	14-Kenon
12-27	@ Atlanta	L	107-115	20-15	8,192	16-Gervin	11-Kenon
12-28	MILWAUKEE	W	112-103	21-15	11,583	36-Gervin	12-Kenon/Green
12-30	@ Philadelphia	W	100-94	22-15	15,567	28-Gervin	14-Paultz
JANUARY RECORD:		9-5 (HOME: 7-1, ROAD: 2-4)					
1-3	NEW ORLEANS	W	123-97	23-15	11,474	35-Kenon	17-Kenon
1-5	@ New Jersey	W	110-104	24-15	5,041	34-Gervin	14-Kenon
1-6	@ New York	L	105-108	24-16	15,932	35-Kenon	12-Kenon
1-9	DETROIT	W	116-114	25-16	13,959	32-Gervin	9-Dietrick
1-11	SAN DIEGO	W	140-111	26-16	11,008	52-Gervin	9-Dietrick
1-13	CLEVELAND	W	117-103	27-16	13,597	29-Gervin	9-Olderding
1-17	DENVER	W	119-101	28-16	15,219	30-Gervin	12-Kenon
1-19	@ Kansas City	L	113-115	28-17	12,334	31-Gervin	12-Kenon
1-20	PORTLAND	L	113-118	28-18	11,632	32-Gervin	10-Gervin
1-24	KANSAS CITY	W	124-95	29-18	11,903	20-Gervin	11-Kenon
1-26	SEATTLE	W	125-108	30-18	13,659	34-Gervin	12-Paultz
1-27	@ Atlanta	L	113-120	30-19	12,127	29-Kenon	15-Kenon
1-28	@ Indiana	L	110-123	30-20	8,962	31-Gervin	10-Kenon
1-30	@ Chicago	W	112-108 (OT)	31-20	7,589	30-Gervin/Silas	12-Paultz
FEBRUARY RECORD:		7-5 (HOME: 5-1, ROAD: 2-4)					
2-1	WASHINGTON	L	122-123	31-21	12,516	37-Gervin	13-Kenon
2-2	@ Phoenix	L	108-133	31-22	12,660	26-Silas	8-Paultz/Green/Mosley
2-6	@ Los Angeles	L	111-119 (OT)	31-23	11,225	31-Gervin	12-Gervin
2-7	@ San Diego	W	126-113	32-23	8,498	28-Gervin	12-Kenon
2-9	@ Portland	L	106-125	32-24	12,666	34-Gervin	9-Kenon/Green
2-11	@ Golden State	W	125-107	33-24	13,237	24-Silas	7-Olderding
2-14	BOSTON	W	149-119	34-24	11,131	32-Gervin	6-Kenon/Paultz/Gervin
2-16	PORTLAND	W	121-120 (OT)	35-24	15,523	30-Kenon	9-Kenon
2-18	@ Detroit	L	104-124	35-25	7,396	32-Gervin	9-Kenon
2-20	SEATTLE	W	118-102	36-25	11,765	38-Gervin	15-Kenon
2-25	HOUSTON	W	127-107	37-25	14,685	32-Gervin	14-Kenon
2-28	NEW YORK	W	135-112	38-25	9,821	33-Gervin	12-Kenon
MARCH RECORD:		6-8 (HOME: 3-5, ROAD: 3-3)					
3-2	KANSAS CITY	W	129-125 (OT)	39-25	14,067	32-Kenon	11-Gervin
3-4	@ Washington	L	128-119	39-26	17,181	34-Gervin	8-Kenon/Paultz
3-6	@ New Jersey	W	103-99	40-26	3,993	27-Gervin	11-Kenon
3-10	@ New York	W	111-110	41-26	11,893	31-Silas	12-Kenon
3-14	LOS ANGELES	W	125-112	42-26	14,376	34-Gervin	9-Bristow
3-15	@ New Orleans	L	122-124	42-27	5,302	30-Silas	8-Kenon/Paultz/Green
3-16	PHOENIX	L	122-128	42-28	14,864	37-Gervin	15-Kenon
3-18	@ Milwaukee	L	127-147	42-29	10,938	23-Gervin	8-Paultz
3-20	PHILADELPHIA	L	120-124	43-29	12,541	26-Gervin	10-Olderding
3-21	@ Kansas City	W	123-116	43-30	11,313	24-Gervin	12-Kenon
3-23	ATLANTA	L	108-115	43-31	13,471	25-Kenon	11-Kenon
3-25	INDIANA	L	113-121	43-32	9,938	27-Gervin	9-Paultz
3-28	NEW ORLEANS	W	122-94	44-32	9,537	24-Kenon	14-Olderding
3-30	HOUSTON	L	116-117	44-33	15,764	46-Gervin	11-Paultz
APRIL RECORD:		4-1 (HOME: 2-0, ROAD: 2-1)					
4-1	@ Boston	W	112-110	45-33	11,714	34-Gervin	15-Paultz
4-3	@ Cleveland	W	116-112	46-33	7,608	46-Gervin	8-Paultz/Green
4-4	NEW JERSEY	W	110-103	47-33	10,508	30-Gervin	15-Paultz/Kenon
4-7	@ Houston	L	106-123	47-34	15,676	21-Silas	9-Olderding
4-8	CLEVELAND	W	117-101	48-34	10,055	36-Kenon	8-Paultz/Kenon

1979-80 RECAP



Paul Griffin

RECORD

41-41 (27-14 home: 14-27 road)
Tied for second in Central Division

HONORS

George Gervin, NBA Scoring Title
George Gervin, All-NBA First Team
George Gervin, NBA All-Star
George Gervin, All-Star Game MVP

PLAYOFFS

Lost to Houston, First Round, 2-1

SPURS LEADERS

Scoring: George Gervin 33.1 ppg
Rebounding: Larry Kenon 9.9 rpg
Assists: James Silas 4.5 apg

Head Coach: Doug Moe/Bob Bass
Assistant: George Karl

1979-80 SEASON NOTES

- Prior to the season, the Spurs purchased the contract of Kevin Restani from Milwaukee ... the Spurs also obtained guard Johnny Moore from Seattle ... but Moore – who appeared in 519 regular season games with the Silver and Black – was released during the preseason and didn't see his first action with the Spurs until the 1980-81 season.
- The Spurs spent the entire season battling to stay above the .500 mark ... on 3/1 Bob Bass replaced Doug Moe as head coach.
- On 1/16 the Spurs sent Billy Paultz to Houston in exchange for John Shumate.
- Once again, George Gervin was the big gun for the Spurs ... he was named the MVP of the 1980 NBA All-Star Game as he had 34 points and 10 rebounds in the contest ... on 1/8 vs. Denver, Gervin exploded for 53 points, which is the most points ever scored in the HemisFair Arena, where the Spurs played from '73-74 through '92-93 ... and, of course, the Iceman won his third straight NBA Scoring Title, averaging a career-best 33.1 points per game.


1979-80 SPURS FINAL STATISTICS (41-41)

			3-POINT					REBOUNDING									SCORING		
PLAYER	G	MIN	FGM-FGA	PCT.	FGM-FGA	PCT.	FTM-FTA	PCT.	OFF	DEF	TOT	AVG.	AST	PF-DQ	STL	TO	BLK	PTS	AVG.
Gervin	78	2934	1024-1940	.528	32-102	.314	505-593	.852	154	249	403	5.2	202	208-0	110	254	79	2585	33.1
Kenon	78	2798	647-1333	.485	1-9	.111	270-345	.783	258	517	775	9.9	231	192-0	111	232	18	1565	20.1
Silas	77	2293	513-999	.514	0-4	.000	339-382	.887	45	122	167	2.2	347	206-2	61	192	14	1365	17.7
Shumate	27	777	138-263	.525	0-1	.000	115-147	.782	65	149	214	7.9	52	71-1	23	50	31	391	14.5
Restani	82	1966	369-727	.508	5-29	.172	131-161	.814	142	244	386	4.7	189	186-0	54	129	12	874	10.7
Olberding	75	2111	291-609	.478	0-3	.000	210-264	.795	83	335	418	5.6	327	274-7	67	180	22	792	10.6
Paultz	47	1213	189-381	.496	0-1	.000	66-100	.660	95	226	321	6.8	118	127-3	47	58	45	444	9.4
Gale	67	1474	171-377	.454	2-13	.154	97-120	.808	34	118	152	2.3	312	134-2	123	115	13	441	6.6
Griffin	82	1812	173-313	.553	0-0	.000	174-240	.725	154	284	438	5.3	250	306-9	81	131	53	520	6.3
Evans	79	1246	208-464	.448	12-42	.286	58-85	.682	29	78	107	1.4	230	194-2	60	128	9	486	6.2
Peck	52	628	73-169	.432	0-2	.000	34-55	.618	66	117	183	3.5	33	100-2	17	48	23	180	3.5
Davis	4	30	6-12	.500	0-0	.000	1-2	.500	2	4	6	1.5	0	8-0	1	3	0	13	3.3
Kiffin	26	212	32-96	.333	0-0	.000	18-25	.720	12	28	40	1.5	19	43-0	10	30	2	82	3.2
Norris	17	189	18-43	.419	0-0	.000	4-6	.667	10	33	43	2.6	6	41-1	3	19	12	40	2.4
Bassett	5	72	4-12	.333	0-0	.000	2-3	.667	4	11	15	3.0	10	13-0	3	5	0	10	2.0
SPURS	82		3856-7738	.498	52-206	.252	2024-2528	.801	1153	2515	3668	44.7	2326	2103-29	771	1589	333	9788	119.4
OPPONENTS	82		4000-7997	.500	88-288	.306	1731-2283	.758	1248	2472	3720	45.4	2537	2192-28	828	1513	457	9819	119.7

41-41 (TIED FOR SECOND IN CENTRAL DIVISION)

DATE	OPPONENT	W-L	SCORE	REC.	ATT.	HI-SCORER	HI-REBOUNDER
OCTOBER RECORD: 6-3 (HOME: 3-1, ROAD: 3-2)							
10-13	DETROIT	L	110-112	0-1	11,657	23-Kenon	11-Restani
10-16	@ Atlanta	W	118-116	1-1	6,030	30-Gervin	11-Gervin
10-18	@ Cleveland	L	124-141	1-2	3,552	47-Gervin	13-Kenon
10-20	CLEVELAND	W	129-127	2-2	13,043	29-Silas/Kenon	19-Kenon
10-23	BOSTON	W	129-120	3-2	12,893	28-Kenon/Gervin	10-Kenon
10-26	@ Detroit	W	129-113	4-2	12,104	41-Gervin	13-Restani
10-27	INDIANA	W	128-121	5-2	11,132	27-Kenon	15-Kenon/Paultz
10-30	@ Phoenix	L	109-142	5-3	11,489	18-Gervin	8-Kenon/Griffin
10-31	@ San Diego	W	130-123	6-3	7,044	33-Gervin	8-Griffin
NOVEMBER RECORD: 7-7 (HOME: 5-2, ROAD: 2-5)							
11-2	@ Seattle	L	107-117	6-4	21,618	18-Evans	9-Oldberding/Paultz
11-4	@ Portland	L	124-127 (OT)	6-5	12,666	32-Gervin	8-Kenon
11-6	NEW JERSEY	W	108-95	7-5	9,753	24-Gervin	12-Kenon
11-7	@ Boston	L	105-117	7-6	15,320	29-Gervin	8-Restani
11-9	@ Washington	L	116-125	7-7	14,223	37-Gervin	15-Kenon
11-10	@ New York	W	123-119	8-7	13,952	33-Gervin	17-Kenon
11-13	GOLDEN STATE	W	131-127 (OT)	9-7	9,945	47-Gervin	15-Paultz
11-15	NEW YORK	W	136-132	10-7	11,454	33-Gervin	12-Kenon
11-16	@ Philadelphia	W	106-105	11-7	16,535	33-Kenon	10-Oldberding/Paultz
11-18	@ New Jersey	L	105-107	11-8	5,246	23-Gervin	20-Kenon
11-20	PHILADELPHIA	L	114-118	11-9	12,843	22-Gervin	13-Kenon
11-23	WASHINGTON	W	128-108	12-9	12,256	35-Silas	14-Kenon
11-27	ATLANTA	L	120-143	12-10	10,459	39-Gervin	12-Kenon
11-30	PORTLAND	W	107-100	13-10	9,752	26-Gervin	9-Oldberding
DECEMBER RECORD: 6-9 (HOME: 4-2, ROAD: 2-7)							
12-1	@ Detroit	L	124-134	13-11	7,466	39-Kenon	10-Paultz
12-4	LOS ANGELES	L	121-127	13-12	12,731	36-Kenon	17-Kenon
12-5	@ Philadelphia	L	120-132	13-13	9,286	42-Gervin	14-Restani
12-7	@ Milwaukee	W	117-105	14-13	10,938	39-Gervin	11-Paultz
12-8	HOUSTON	W	138-129	15-13	10,213	37-Gervin	9-Gervin
12-11	@ Denver	L	121-127	15-14	14,443	41-Gervin	10-Kenon
12-13	@ Utah	L	114-144	15-15	7,122	34-Gervin	9-Griffin
12-15	@ Golden State	W	102-101	16-15	8,850	31-Gervin	10-Kenon
12-16	@ Los Angeles	L	119-121	16-16	12,389	43-Gervin	9-Kenon/Paultz
12-19	INDIANA	W	127-123	17-16	8,218	38-Gervin	12-Kenon
12-21	@ Boston	L	114-133	17-17	15,320	36-Gervin	8-Paultz/Gervin
12-22	DETROIT	W	141-112	18-17	8,879	26-Gervin	9-Griffin
12-26	@ Houston	L	110-143	18-18	11,138	30-Gervin	9-Griffin
12-27	PHILADELPHIA	L	114-118	18-19	14,831	46-Gervin	12-Oldberding
12-29	KANSAS CITY	W	127-125 (OT)	19-19	9,102	37-Kenon	12-Gervin
JANUARY RECORD: 10-6 (HOME: 8-2, ROAD: 2-4)							
1-1	@ New York	L	120-128	19-20	11,191	34-Silas	12-Kenon
1-2	PHOENIX	W	118-109	20-20	8,276	42-Gervin	11-Griffin
1-4	@ Kansas City	L	105-115	20-21	9,442	36-Gervin	15-Oldberding
1-5	BOSTON	W	119-111	21-21	15,812	24-Gervin	12-Kenon
1-8	DENVER	W	137-134	22-21	9,437	53-Gervin	12-Kenon
1-11	CLEVELAND	W	116-109	23-21	9,643	38-Gervin	12-Kenon
1-12	@ Atlanta	L	101-120	23-22	14,491	34-Gervin	11-Peck
1-13	ATLANTA	L	104-107	23-23	10,719	32-Gervin/Silas	17-Kenon
1-15	NEW JERSEY	W	123-119	24-23	8,285	37-Gervin	9-Griffin
1-17	@ Cleveland	L	112-116	24-24	6,690	42-Gervin	7-Kenon
1-19	WASHINGTON	W	130-117	25-24	11,309	42-Gervin	13-Restani
1-22	SAN DIEGO	W	129-109	26-24	10,049	30-Gervin	10-Shumate
1-23	@ Indiana	W	144-130	27-24	8,965	55-Gervin	11-Griffin/Shumate
1-25	SEATTLE	W	125-116	28-24	15,764	39-Gervin	14-Restani
1-27	ATLANTA	L	111-118	28-25	15,206	29-Shumate	14-Kenon
1-30	@ Houston	W	118-111	29-25	9,858	25-Gervin	14-Griffin
FEBRUARY RECORD: 4-8 (HOME: 3-3, ROAD: 1-5)							
2-5	NEW JERSEY	L	115-123	29-26	9,483	21-Shumate	12-Kenon
2-9	@ Indiana	L	127-131	29-27	12,537	30-Gervin	11-Kenon
2-10	UTAH	W	148-128	30-27	9,512	35-Gervin	13-Kenon
2-12	HOUSTON	L	118-120	30-28	10,829	41-Gervin	19-Kenon
2-14	NEW YORK	L	124-128	30-29	9,706	32-Gervin	9-Kenon
2-15	@ Chicago	W	131-124	31-29	8,076	28-Gervin	8-Gervin
2-17	MILWAUKEE	W	135-134	32-29	12,957	42-Gervin	11-Kenon
2-20	CHICAGO	W	125-117	33-29	12,498	24-Kenon	13-Kenon
2-22	@ Washington	L	117-123	33-30	14,249	29-Gervin	12-Kenon
2-24	@ New Jersey	L	123-129	33-31	7,768	41-Gervin	16-Kenon
2-27	@ Boston	L	125-130	33-32	15,320	35-Gervin	8-Oldberding
2-28	@ New York	L	124-133	33-33	10,398	28-Gervin	11-Kenon
MARCH RECORD: 8-8 (HOME: 4-4, ROAD: 4-4)							
3-2	CLEVELAND	L	119-123	33-34	11,112	39-Gervin	10-Oldberding/Shumate
3-4	BOSTON	L	108-137	33-35	12,206	26-Gervin	12-Kenon
3-7	NEW YORK	L	112-118	33-36	12,322	40-Gervin	9-Griffin
3-9	PHILADELPHIA	L	118-134	33-37	12,126	31-Gervin	13-Gervin
3-11	@ Washington	W	111-104	34-37	10,471	41-Gervin	13-Shumate
3-14	@ Detroit	W	113-102	35-37	7,581	29-Gervin	22-Shumate
3-15	@ Cleveland	L	98-100	35-38	7,986	22-Silas	12-Oldberding
3-16	@ New Jersey	W	120-107	36-38	6,703	33-Silas	8-Shumate/Peck
3-18	WASHINGTON	W	100-94	37-38	12,385	33-Gervin	13-Kenon
3-19	@ Philadelphia	W	105-99	38-38	11,927	33-Gervin	16-Oldberding
3-21	INDIANA	W	116-109	39-38	15,357	41-Gervin	9-Peck
3-23	@ Atlanta	L	95-103	39-39	11,557	36-Gervin	13-Oldberding
3-25	HOUSTON	W	126-107	40-39	14,236	24-Gervin	9-Gervin
3-26	@ Houston	L	101-113	40-40	11,247	20-Gervin	5-Kenon
3-28	@ Indiana	L	122-127	40-41	9,902	37-Gervin	11-Kenon
3-30	DETROIT	W	144-124	41-41	10,267	51-Kenon	12-Oldberding

1980-81 RECAP



Johnny Moore

RECORD

52-30 (34-7 home: 18-23 road)
First in Midwest Division

HONORS

George Johnson, NBA Blocked Shots Title
George Gervin, All-NBA First Team
George Gervin, NBA All-Star
George Johnson,
All-Defensive Second Team

PLAYOFFS

Lost to Houston,
Western Conference Semifinals, 4-3

SPURS LEADERS

Scoring: George Gervin 27.1 ppg
Rebounding: Dave Corzine 7.8 rpg
Assists: Johnny Moore 4.5 apg

Head Coach: Stan Albeck
Assistant: Morris McHone

1980-81 SEASON NOTES

- Prior to the season, the Spurs named Stan Albeck Head Coach.
- The Spurs, the Houston Rockets and the expansion Dallas Mavericks were all placed in the Midwest Division in the Western Conference.
- The Spurs were busy in the off-season ... draft picks Reggie Johnson and Michael Wiley were instant contributors for the Spurs ... after being waived the previous season, Johnny Moore was re-signed and led the team in assists in his first NBA season ... and finally, to add experience and size, the Spurs signed free agent George Johnson and obtained Dave Corzine in a trade with Washington.
- "The Bruise Brothers" were officially born on 12/30 as the Spurs handed out free posters which featured George Johnson, Dave Corzine, Kevin Restani, Paul Griffin, Mark Olberding and Reggie Johnson.
- George Johnson became the first Spur to win an NBA Blocked Shots title, averaging 3.39 blocks per game ... he put his name in the Spurs record-books on 2/24 vs. Golden State ... in the Spurs 131-126 win Johnson set a pair of Spurs franchise records – the most blocks in a game, with 13, and the most blocks in a half, with 11 in the second.


1980-81 SPURS FINAL STATISTICS (52-30)

		3-POINT						REBOUNDING										SCORING	
PLAYER	G	MIN	FGM-FGA	PCT.	FGM-FGA	PCT.	FTM-FTA	PCT.	OFF	DEF	TOT	AVG.	AST	PF-DQ	STL	TO	BLK	PTS	AVG.
Gervin	82	2765	850-1729	.492	9-35	.257	512-620	.826	126	293	419	5.1	260	212-4	94	251	56	2221	27.1
Silas	75	2055	476-997	.477	0-2	.000	374-440	.850	44	187	231	3.1	285	129-0	51	159	12	1326	17.7
Olberding	82	2408	348-685	.508	1-7	.143	315-380	.829	146	325	471	5.7	277	307-6	75	202	31	1012	12.3
Corzine	82	1960	366-747	.490	0-3	.000	125-175	.714	228	408	636	7.8	117	212-0	42	131	99	857	10.5
R. Johnson	79	1716	340-682	.499	0-1	.000	128-193	.663	132	226	358	4.5	78	283-8	45	130	48	808	10.2
Brewer	46	904	180-385	.468	0-4	.000	65-80	.813	21	32	53	1.2	93	53-0	27	54	25	425	9.2
Shumate	22	519	56-128	.438	0-0	.000	53-73	.726	33	54	87	4.0	24	46-0	21	41	9	165	7.5
Moore	82	1578	249-520	.479	1-19	.053	105-172	.610	58	138	196	2.4	373	178-0	120	154	22	604	7.4
Restani	64	999	192-369	.520	3-8	.375	62-88	.705	71	103	174	2.7	81	103-0	16	68	14	449	7.0
Griffin	82	1930	166-325	.511	0-0	.000	170-253	.672	184	321	505	6.2	249	207-3	77	132	38	502	6.1
Wiley	33	271	76-138	.551	0-2	.000	36-48	.750	22	42	64	1.9	11	38-1	8	28	6	188	5.7
Gale	35	636	86-164	.524	1-3	.333	19-26	.731	7	45	52	1.5	99	56-0	55	39	2	192	5.5
G. Johnson	82	1935	164-347	.473	0-0	.000	80-109	.734	215	387	602	7.3	92	273-3	47	110	278	408	5.0
Gerard	11	129	22-60	.367	0-1	.000	8-11	.727	17	21	38	3.5	9	17-0	7	8	3	52	4.7
SPURS	82		3571-7276	.491	15-85	.176	2052-2668	.769	1304	2582	3886	47.4	2048	2114-25	685	1507	643	9209	112.3
OPPONENTS	82		3581-7582	.472	45-168	.268	1766-2387	.740	1214	2177	3391	41.4	2206	2198-37	700	1422	481	8973	109.4

52-30 (FIRST IN MIDWEST DIVISION)

DATE	OPPONENT	W-L	SCORE	REC.	ATT.	HI-SCORER	HI-REBOUNDER
OCTOBER RECORD: 10-2 (HOME: 5-0, ROAD: 5-2)							
10-10	@ Denver	W	113-112	1-0	10,027	19-Gervin	12-Corzine
10-11	@ Dallas	L	92-103	1-1	10,373	33-Gervin	12-Olberding
10-14	KANSAS CITY	W	109-103	2-1	9,876	39-Gervin	9-G. Johnson
10-16	@ Detroit	W	102-99	3-1	4,569	26-Gervin	7-Shumate
10-18	DALLAS	W	110-96	4-1	9,542	20-Gervin	10-Gervin
10-21	SAN DIEGO	W	123-120	5-1	7,821	31-Gervin	15-G. Johnson
10-23	GOLDEN STATE	W	128-109	6-1	11,531	25-Gervin	15-G. Johnson
10-25	@ San Diego	W	116-98	7-1	4,613	36-Gervin	13-Corzine
10-26	@ Los Angeles	W	108-102	8-1	11,906	25-Gervin	12-G. Johnson
10-28	PORTLAND	W	120-112	9-1	9,702	30-Gervin	10-G. Johnson
10-29	@ Utah	L	96-109	9-2	5,047	16-Olberding	15-G. Johnson
10-31	@ Seattle	W	112-96	10-2	12,368	26-Silas	6-Olberding/G.J./Corzine
NOVEMBER RECORD: 7-6 (HOME: 4-3, ROAD: 3-3)							
11-1	@ Golden State	L	108-123	10-3	10,015	42-Gervin	6-Olberding
11-5	PHOENIX	W	114-84	11-3	12,358	30-Silas	9-Olberding/Shumate
11-8	LOS ANGELES	W	112-109	12-3	16,114	30-Gervin	14-Corzine
11-11	INDIANA	L	113-119	12-4	11,282	38-Gervin	13-G. Johnson
11-12	@ Phoenix	L	127-130	12-5	12,660	31-Gervin	6-Shumate
11-13	@ San Diego	W	113-107	13-5	4,381	35-Gervin	7-R. Johnson
11-15	UTAH	W	120-104	14-5	13,612	23-Gervin	7-G. Johnson
11-18	@ Atlanta	L	93-97	14-6	9,654	35-Gervin	8-G.J./Gervin/Corzine
11-19	@ New Jersey	W	112-104 (OT)	15-6	6,974	38-Gervin	12-G. Johnson
11-22	PHILADELPHIA	L	101-108	15-7	15,362	34-Gervin	13-Olberding/G. Johnson
11-26	CHICAGO	W	125-122	16-7	9,561	27-Gervin	9-Gervin/Corzine
11-28	HOUSTON	L	115-124	16-8	12,636	28-Gervin	13-Olberding
11-29	@ Kansas City	W	106-104	17-8	8,380	29-Gervin	13-Corzine
DECEMBER RECORD: 9-6 (HOME: 6-1, ROAD: 3-5)							
12-2	PHOENIX	W	107-122	17-9	9,112	23-Gervin/Silas	9-Corzine
12-4	CLEVELAND	W	130-100	18-9	6,833	28-Gervin	16-Corzine
12-7	@ Portland	L	115-116	18-10	12,666	41-Gervin	10-G. Johnson
12-8	@ Seattle	L	99-104	18-11	12,633	23-Gervin	15-Corzine
12-9	@ Utah	W	115-90	19-11	5,808	31-Gervin	9-Griffin
12-11	KANSAS CITY	W	122-104	20-11	7,491	27-Silas	8-Gervin
12-13	DENVER	W	147-123	21-11	9,879	32-Gervin	10-Corzine
12-14	@ Milwaukee	L	98-115	21-12	11,052	19-Gervin	10-Griffin
12-16	@ Dallas	W	89-83	22-12	6,140	27-Gervin	15-G. Johnson
12-17	@ Houston	W	113-107	23-12	8,349	22-Moore	12-Corzine
12-19	GOLDEN STATE	W	126-111	24-12	9,442	33-Gervin	9-Gervin
12-21	@ Los Angeles	L	122-135	24-13	12,341	20-Gervin	7-G. Johnson/Corzine
12-25	@ Phoenix	L	111-131	24-14	12,660	32-Gervin	8-Gervin
12-27	UTAH	W	142-117	25-14	11,823	34-Gervin	10-G. Johnson/Corzine
12-30	SEATTLE	W	102-100	26-14	11,130	28-Gervin	12-G. Johnson
JANUARY RECORD: 8-6 (HOME: 6-0, ROAD: 2-6)							
1-2	LOS ANGELES	W	118-112	27-14	14,722	19-Silas	7-Corzine
1-3	@ Chicago	W	119-111	28-14	14,572	30-Gervin	9-Olberding
1-6	@ New York	W	113-108	29-14	13,381	33-Silas	8-Corzine
1-7	@ Philadelphia	L	102-135	29-15	10,999	25-Gervin	12-Corzine
1-9	PORTLAND	W	130-86	30-15	12,294	23-Silas	8-Griffin
1-11	WASHINGTON	W	137-106	31-15	8,032	33-Gervin	10-Griffin
1-14	NEW YORK	W	116-105	32-15	11,429	28-Gervin	13-Corzine
1-16	@ Boston	L	85-94	32-16	15,320	22-Moore	12-Corzine
1-17	@ Washington	L	93-103	32-17	10,614	28-Olberding	9-by 4 players
1-20	PHOENIX	W	119-112 (OT)	33-17	11,883	25-Silas	13-R. Johnson
1-21	@ Kansas City	L	108-115	33-18	7,627	25-Gervin	10-Corzine
1-24	@ Denver	L	115-129	33-19	10,729	24-Gervin	11-R. Johnson
1-25	@ Portland	L	100-118	33-20	12,666	26-Gervin	7-Olberding
1-29	NEW JERSEY	W	122-108	34-20	10,018	26-Gervin	10-Corzine
FEBRUARY RECORD: 10-4 (HOME: 8-1, ROAD: 2-3)							
2-3	DETROIT	W	102-99	35-20	8,616	25-Gervin	12-Griffin/Corzine
2-4	@ Denver	W	135-132	36-20	9,117	37-Gervin	11-Corzine
2-6	PORTLAND	W	122-96	37-20	11,342	32-Gervin	12-G. Johnson
2-8	DALLAS	W	102-98	38-20	8,918	27-Silas/Gervin	18-G. Johnson
2-11	@ Houston	L	89-108	38-21	8,295	19-Gervin	7-Gervin
2-12	ATLANTA	W	110-109	39-21	8,604	19-Silas/Olberding	9-G. Johnson
2-14	@ Dallas	W	107-99	40-21	9,826	28-Gervin	9-Gervin/Griffin
2-15	MILWAUKEE	L	110-108	41-21	11,236	33-Gervin	14-Corzine
2-17	BOSTON	L	116-128	41-22	13,847	49-Gervin	13-Corzine
2-19	@ Cleveland	L	104-118	41-23	5,574	32-Gervin	7-G. Johnson/Silas
2-20	@ Indiana	L	106-109	41-24	10,419	30-Gervin	11-Griffin
2-22	DENVER	W	133-129 (OT)	42-24	8,668	26-R. Johnson	14-Griffin
2-24	GOLDEN STATE	W	131-126	43-24	9,163	26-Gervin	9-G. Johnson
2-26	SEATTLE	W	123-113	44-24	10,865	35-Gervin	10-Corzine
MARCH RECORD: 8-6 (HOME: 5-2, ROAD: 3-4)							
3-1	HOUSTON	W	102-86	45-24	11,245	26-Gervin	10-Griffin/Corzine
3-4	KANSAS CITY	L	97-111	45-25	9,280	16-Moore	11-G. Johnson
3-6	@ Seattle	L	94-102	45-26	23,579	25-Olberding	12-Olberding
3-8	DALLAS	W	113-108	46-26	8,251	19-Silas	9-Corzine
3-10	@ Los Angeles	L	104-118	46-27	16,703	28-Gervin	9-G. Johnson/Gervin
3-14	@ San Diego	L	118-126	46-28	6,509	39-Gervin	10-Gervin
3-15	@ Golden State	W	114-112 (OT)	47-28	10,520	39-Gervin	13-Griffin
3-17	UTAH	W	124-86	48-28	11,234	23-Gervin	12-G. Johnson
3-20	@ Kansas City	W	114-110 (OT)	49-28	8,740	21-Silas	11-G. Johnson/Corzine
3-22	SAN DIEGO	W	107-99	50-28	10,156	29-Gervin	10-G. Johnson
3-24	DENVER	L	123-125	50-29	14,190	30-Gervin	12-Griffin
3-25	@ Houston	L	111-117	50-30	13,931	34-Silas	9-Johnson
3-26	@ Utah	W	98-97	51-30	6,319	21-Gervin	17-Corzine
3-29	HOUSTON	W	135-109	52-30	11,543	30-Gervin	10-Griffin

1981-82 RECAP



Dave Corzine

RECORD

48-34 (29-12 home: 19-22 road)
First in Midwest Division

HONORS

George Gervin, NBA Scoring Title
Johnny Moore, NBA Assists Title
George Gervin, All-NBA First Team
George Gervin, NBA All-Star
George Johnson, NBA Blocked Shots Title

PLAYOFFS

Defeated Seattle,
Western Conference Semifinals, 4-1
Lost to Los Angeles,
Western Conference Finals, 4-0

SPURS LEADERS

Scoring: George Gervin 32.3 ppg
Rebounding: Mike Mitchell 7.9 rpg
Assists: Johnny Moore 9.6 apg

Head Coach: Stan Albeck

Assistant: Morris McHone

1981-82 SEASON NOTES

- The end of an era came in June as the Spurs sent James Silas – the last original Spur and team captain – to Cleveland ... Silas spent nine years in San Antonio and is one of just six players in franchise history to have had their jersey retired.
- The Spurs started the season with a 9-1 mark and held the top spot in the Midwest Division the entire season.
- On 12/24 the Spurs obtained Mike Mitchell and Roger Phegley from Cleveland in exchange for Ron Brewer and Reggie Johnson.
- In a record-setting game on 3/6 the Spurs posted a 171-166 triple-overtime win over Milwaukee in the HemisFair Arena ... the 171 points by the Spurs is a club record for the most points scored in a game and the 337 points scored by both teams is the second highest combined point total in NBA history.
- Three different Spurs won individual statistical titles in the league ... George Gervin captured his fourth NBA scoring title, averaging 32.3 ppg ... George Johnson won his second consecutive blocked shots title, averaging 3.12 bpg ... and second-year guard Johnny Moore led the NBA in assists, averaging 9.6 assists per contest.


1981-82 SPURS FINAL STATISTICS (48-34)

PLAYER	G	MIN	3-POINT						REBOUNDING				SCORING						
			FGM-FGA	PCT.	FGM-FGA	PCT.	FTM-FTA	PCT.	OFF	DEF	TOT	AVG.	AST	PF-DQ	STL	TO	BLK	PTS	AVG.
Gervin	79	2817	993-1987	.500	10-36	.278	555-642	.864	138	254	392	5.0	187	215-2	77	210	45	2551	32.3
Mitchell	57	2090	524-973	.539	0-1	.000	148-202	.733	173	276	449	7.9	43	200-4	33	98	28	1196	21.0
Brewer	25	595	182-361	.504	3-10	.300	77-88	.875	13	37	50	2.0	67	37-0	23	34	7	444	17.8
Olberding	68	2098	333-705	.472	2-12	.167	273-338	.808	118	321	439	6.5	202	253-5	57	139	29	941	13.8
R. Johnson	21	504	94-194	.485	0-0	.000	32-40	.800	43	94	137	6.5	20	67-0	7	26	16	220	10.5
Corzine	82	2189	336-648	.519	1-4	.250	159-213	.746	211	418	629	7.7	130	235-3	33	139	126	832	10.1
Banks	80	1700	311-652	.477	0-8	.000	145-212	.684	157	254	411	5.1	147	199-2	55	106	17	767	9.6
Moore	79	2294	309-667	.463	1-21	.048	122-182	.670	62	213	275	3.5	762	254-6	163	175	12	741	9.4
Bratz	81	1616	230-565	.407	46-138	.333	119-152	.783	40	126	166	2.0	438	183-0	65	139	11	625	7.7
Phegley	54	617	129-293	.440	1-18	.056	49-64	.766	33	50	83	1.5	61	91-0	20	33	6	308	5.7
Rains	49	637	77-177	.435	0-2	.000	38-64	.594	37	43	80	1.6	40	74-0	18	25	2	192	3.9
Griffin	23	459	32-66	.485	0-0	.000	24-37	.649	29	66	95	4.1	54	67-0	20	40	8	88	3.8
Yonakor	10	70	14-26	.538	0-0	.000	5-7	.714	13	14	27	2.7	3	7-0	1	2	2	33	3.3
Lambert	21	271	26-58	.448	0-1	.000	13-14	.929	19	32	51	2.4	13	43-0	6	10	6	65	3.1
G. Johnson	75	1578	91-195	.467	0-0	.000	43-64	.672	152	302	454	6.1	79	259-6	20	92	234	225	3.0
Hayes	9	75	8-18	.444	0-0	.000	7-12	.583	7	10	17	1.9	4	17-0	1	2	2	23	2.6
Restani	13	145	9-28	.321	0-1	.000	3-4	.750	8	27	35	2.7	7	16-0	1	6	4	21	1.6
SPURS	82		3698-7613	.483	64-252	.254	1812-2335	.776	1253	2537	3790	46.2	2257	2217-28	600	1276	555	9272	113.1
OPPONENTS	82		3566-7385	.483	58-199	.291	1893-2497	.758	1151	2434	3585	43.7	2036	2179-30	611	1352	429	9083	110.8

48-34 (FIRST IN MIDWEST DIVISION)

DATE	OPPONENT	W-L	SCORE	REC.	ATT.	HI-SCORER	HI-REBOUNDER
OCTOBER RECORD:							
10-30	@ Kansas City	W	113-102	1-0	11,010	35-Gervin	9-G. Johnson/Moore
10-31	DENVER	W	145-120	2-0	9,487	27-Gervin	14-Corzine
NOVEMBER RECORD:							
11-3	@ Phoenix	L	88-111	2-1	10,888	35-Gervin	9-G. Johnson/Corzine
11-4	CLEVELAND	W	128-102	3-1	11,276	39-Brewer	10-R. Johnson/Griffin
11-7	NEW YORK	W	103-96	4-1	10,428	40-Brewer	12-Olberding
11-10	LOS ANGELES	W	128-102	5-1	11,365	44-Brewer	12-Corzine
11-13	@ Seattle	W	119-112	6-1	15,433	47-Gervin	10-Corzine
11-15	@ Portland	W	110-105	7-1	12,666	23-Gervin	14-G. Johnson
11-17	@ Dallas	W	112-105	8-1	7,858	38-Gervin	10-Banks/Corzine
11-18	SEATTLE	W	111-93	9-1	12,258	33-Gervin	10-G. Johnson
11-20	@ Los Angeles	L	116-136	9-2	17,505	30-Gervin	11-R. Johnson
11-21	@ Golden State	L	122-129	9-3	12,801	30-Gervin/Olberding	12-Corzine
11-25	LOS ANGELES	L	96-117	9-4	13,653	24-Gervin	7-G. Johnson
11-27	NEW JERSEY	W	114-86	10-4	10,249	29-Gervin	9-Gervin
11-29	@ Milwaukee	L	89-105	10-5	10,602	33-Gervin	15-G. Johnson
DECEMBER RECORD:							
12-1	@ Washington	W	110-99	11-5	5,583	42-Gervin	13-R. Johnson
12-2	@ Philadelphia	W	108-101	12-5	15,015	31-Gervin	13-Corzine
12-4	PORTLAND	W	127-111	13-5	10,472	45-Gervin	10-Corzine
12-9	SEATTLE	W	110-99	14-5	8,334	25-Gervin	8-Gervin
12-11	@ Dallas	W	101-99	15-5	7,768	25-Brewer	6-G.J./Moore/Griffin
12-12	UTAH	W	111-97	16-5	9,842	40-Gervin	9-R. Johnson/G. Johnson
12-15	@ Utah	L	103-108	16-6	6,458	26-Gervin	10-R. Johnson/Corzine
12-18	PHOENIX	L	104-108	16-7	10,805	23-Gervin	15-Corzine
12-19	@ Denver	L	125-138	16-8	7,391	35-Gervin	9-Restani
12-23	@ San Diego	W	114-109	17-8	4,072	31-Gervin	11-Banks
12-26	ATLANTA	L	97-105	17-9	12,257	25-Gervin	15-Olberding
12-29	SAN DIEGO	W	119-107	18-9	9,843	46-Gervin	8-Olberding/Gervin
12-30	HOUSTON	W	109-104	19-9	11,246	42-Gervin	13-Gervin
JANUARY RECORD:							
1-2	DENVER	W	148-133	20-9	9,263	38-Gervin	14-Corzine
1-5	@ Portland	L	110-115	20-10	12,666	47-Gervin	11-Johnson
1-6	@ Utah	L	115-130	20-11	4,836	30-Mitchell	10-Mitchell
1-7	@ Golden State	W	123-112	21-11	8,055	45-Gervin	11-Corzine
1-9	KANSAS CITY	W	113-100	22-11	10,656	26-Gervin/Mitchell	9-Corzine
1-12	DALLAS	W	127-109	23-11	6,823	23-Mitchell/Banks	8-Johnson
1-15	HOUSTON	W	128-90	24-11	11,936	32-Gervin	10-Corzine
1-16	@ Houston	L	99-116	24-12	15,157	26-Gervin	13-Banks/Corzine
1-19	@ Phoenix	L	96-108	24-13	11,251	27-Gervin	10-Mitchell
1-21	UTAH	W	123-104	25-13	7,279	29-Gervin	17-Olberding
1-22	@ Atlanta	W	115-107	26-13	8,573	29-Gervin	13-Corzine
1-23	INDIANA	L	98-107	26-14	10,236	27-Gervin/Moore	6-Olberding
1-26	PHILADELPHIA	W	103-95	27-14	14,165	36-Gervin	11-Corzine
1-28	KANSAS CITY	W	126-115	28-14	7,339	37-Gervin	11-Johnson/Corzine
FEBRUARY RECORD:							
2-2	DALLAS	W	103-98	29-14	7,017	32-Gervin	10-Johnson
2-4	PHOENIX	W	118-112	30-14	10,838	39-Gervin	9-Johnson
2-5	@ Kansas City	L	102-109	30-15	7,505	25-Gervin	9-Johnson/Corzine
2-7	@ Golden State	L	111-116	30-16	10,777	38-Gervin	8-Mitchell/Olberding
2-9	WASHINGTON	L	110-112	30-17	10,146	42-Gervin	10-Corzine
2-12	@ Los Angeles	W	100-94	31-17	17,505	27-Gervin	13-Mitchell
2-14	SEATTLE	W	114-94	32-17	11,108	25-Olberding	16-Mitchell
2-17	DETROIT	W	126-112	33-17	8,736	49-Gervin	9-Corzine
2-19	@ Denver	W	126-121	34-17	11,918	38-Gervin	8-Corzine
2-20	SAN DIEGO	L	101-118	34-18	9,940	39-Gervin	8-Mitchell/Corzine
2-23	GOLDEN STATE	W	143-123	35-18	9,648	35-Gervin	7-Olber/Corzine/Banks
2-25	@ Detroit	W	119-116	36-18	11,368	40-Gervin	12-Olberding
2-26	@ Indiana	L	100-108	36-19	8,372	24-Gervin	9-Mitchell
2-28	@ Chicago	L	104-118	36-20	7,258	25-Gervin	10-Mitchell
MARCH RECORD:							
3-2	@ Houston	W	119-117	37-20	15,676	38-Gervin	11-Mitchell
3-4	BOSTON	L	101-110	37-21	14,858	48-Gervin	6-Lambert/Corz/Moore
3-6	MILWAUKEE	W	171-166 (3OT)	38-21	11,764	50-Gervin	11-Mitchell
3-8	DALLAS	L	113-121	38-22	8,284	38-Gervin	11-Corzine
3-9	@ San Diego	L	127-138	38-23	5,016	40-Gervin	10-Mitchell
3-12	PORTLAND	L	108-112	38-24	10,696	26-Mitchell	11-Mitchell/Banks
3-14	CHICAGO	W	119-117	39-24	9,237	37-Gervin	11-Mitchell
3-16	@ New York	W	114-91	40-24	10,545	33-Gervin/Mitchell	18-Corzine
3-17	@ New Jersey	L	90-93	40-25	13,526	24-Gervin	9-Banks
3-19	@ Boston	L	110-134	40-26	15,320	31-Gervin	10-Johnson
3-20	@ Cleveland	W	115-102	41-26	8,125	41-Gervin	13-Johnson
3-23	SAN DIEGO	W	106-98	42-26	8,980	27-Gervin	8-Banks
3-24	@ Denver	L	115-129	42-27	14,425	25-Gervin	12-Mitchell
3-26	LOS ANGELES	W	110-105	43-27	14,815	41-Mitchell	12-Mitchell
3-27	@ Utah	W	114-110	44-27	7,272	47-Gervin	10-Gervin
3-30	GOLDEN STATE	L	107-113	44-28	11,298	34-Gervin	11-Mitchell
APRIL RECORD:							
4-1	@ Portland	L	105-109	44-29	12,666	31-Mitchell	10-Johnson
4-2	@ Seattle	L	86-111	44-30	31,715	33-Gervin	11-Banks
4-4	HOUSTON	L	93-95	44-31	14,193	20-Gerv/Mitch/Olberding	11-Gervin
4-7	KANSAS CITY	W	118-113	45-31	8,759	40-Mitchell	10-Mitchell
4-10	@ Houston	L	100-105	45-32	15,676	38-Gervin	9-Olberding
4-11	@ Kansas City	W	126-121	46-32	4,929	34-Gervin	14-Corzine
4-13	DENVER	W	144-137	47-32	14,973	39-Gervin	18-Gervin
4-14	@ Phoenix	L	92-104	47-33	11,115	15-Mitchell/Gervin	10-Mitchell
4-16	@ Dallas	W	118-106	48-33	13,092	35-Gervin	6-Johnson/Moore
4-18	UTAH	L	128-120	48-34	9,741	16-Olberding/Gervin	12-Olberding

1982-83 RECAP



Gene Banks

RECORD

53-29 (31-10 home: 22-19 road)
First in Midwest Division

HONORS

George Gervin, All-NBA First Team
George Gervin, NBA All-Star
Artis Gilmore, NBA All-Star
Artis Gilmore, NBA FG Percentage Title
Mike Dunleavy,
NBA 3PT-FG Percentage Title

PLAYOFFS

Defeated Denver,
Western Conference Semifinals, 4-1
Lost to Los Angeles,
Western Conference Finals, 4-2

SPURS LEADERS

Scoring: George Gervin 26.2 ppg
Rebounding: Artis Gilmore 12.0 rpg
Assists: Johnny Moore 9.8 apg

Head Coach: Stan Albeck
Assistant: Morris McHone

1982-83 SEASON NOTES

- The Spurs made a big off-season deal sending Mark Olberding and Dave Corzine to Chicago in exchange for Artis Gilmore ... in his first season with the Spurs, Gilmore averaged 18.0 points and 12.0 rebounds per game ... he was named to the 1983 All-Star Team and led the NBA in FG percentage with a .626 (556-888) mark.
- George Gervin scored his 20,000th professional point on 11/13 vs. Seattle.
- The Spurs claimed their third straight Midwest Division Title and made their second straight trip to the Western Conference Finals.
- The Spurs announced their All-Decade Team on 4/15 ... the team was made-up of George Gervin, James Silas, Mike Mitchell, Mark Olberding and Artis Gilmore.
- On 4/26 the Spurs defeated Denver 152-133 in the Western Conference Semifinals ... the 285 combined points scored that night is the second highest two-team total in NBA Playoff history ... the 152 points scored by the Spurs is a club-record for the most points scored in a postseason contest.

1982-83 SPURS FINAL STATISTICS (53-29)


			3-POINT						REBOUNDING									SCORING	
PLAYER	G	MIN	FGM-FGA	PCT.	FGM-FGA	PCT.	FTM-FTA	PCT.	OFF	DEF	TOT	AVG.	AST	PF-DQ	STL	TO	BLK	PTS	AVG.
Gervin	78	2830	757-1553	.487	12-33	.375	517-606	.853	111	246	357	4.6	264	243-5	88	247	67	2043	26.2
Mitchell	80	2803	686-1342	.511	0-3	.000	219-289	.758	188	349	537	6.7	98	248-6	57	126	52	1591	19.9
Gilmore	82	2797	556-888	.626	0-6	.000	367-496	.740	299	685	984	12.0	126	273-4	40	254	192	1479	18.0
Banks	81	2722	505-919	.550	0-5	.000	196-278	.705	222	390	612	7.6	279	229-3	78	171	21	1206	14.9
Moore	77	2552	394-841	.468	5-22	.227	148-199	.744	65	212	277	3.6	753	247-2	194	226	32	941	12.2
Jones	28	622	92-185	.497	0-3	.000	84-114	.737	56	121	177	6.3	20	107-5	14	43	31	268	9.6
Dunleavy	79	1619	213-510	.418	67-194	.345	120-154	.779	18	116	134	1.7	437	210-1	74	160	4	613	7.8
Sanders	26	393	76-157	.484	0-2	.000	31-43	.721	31	63	94	3.6	19	57-0	18	28	6	183	7.0
Willoughby	52	1062	136-295	.461	6-13	.462	41-53	.774	61	129	190	3.6	56	123-0	24	56	16	319	6.1
Phegley	62	599	120-267	.449	3-14	.214	43-56	.768	39	45	84	1.4	60	92-0	30	49	8	286	4.6
Paultz	7	125	12-27	.444	0-0	.000	1-2	.500	10	23	33	5.5	4	14-0	5	6	6	25	3.6
Griffin	53	956	60-116	.517	0-0	.000	53-76	.697	77	139	216	4.1	86	153-0	33	68	25	173	3.3
Robinson	35	147	35-97	.361	1-11	.091	30-45	.667	6	11	17	0.5	21	18-0	4	13	2	101	2.9
Rains	34	292	33-83	.398	0-1	.000	29-43	.674	25	19	44	1.3	22	35-0	10	25	1	95	2.8
Crompton	14	148	14-34	.412	0-0	.000	3-5	.600	18	30	48	3.4	7	25-0	3	5	5	31	2.2
Smith	7	25	5-11	.455	0-1	.000	2-2	1.000	0	3	3	0.4	2	6-0	1	3	0	12	1.7
Johnstone	7	54	2-10	.200	0-0	.000	3-5	.600	4	12	16	2.2	1	9-0	1	4	1	7	1.0
Dietrick	8	34	1-5	.200	0-0	.000	0-2	.000	2	6	8	1.0	6	6-0	1	1	0	2	0.3
SPURS	82		3697-7340	.504	94-308	.305	1887-2468	.765	1232	2599	3831	46.7	2261	2095-26	675	1504	469	9375	114.3
OPPONENTS	82		3654-7531	.485	51-201	.254	1716-2239	.766	1160	2263	3423	41.6	2329	2199-37	654	1430	457	9075	110.7

53-29 (FIRST IN MIDWEST DIVISION)

DATE	OPPONENT	W-L	SCORE	REC.	ATT.	HI-SCORER	HI-REBOUNDER
OCTOBER RECORD: 2-0 (HOME: 1-0, ROAD: 1-0)							
10-29	@ Utah	W	120-114	1-0	8,436	28-Gervin/Mitchell	16-Gilmore
10-30	PORTLAND	W	112-107	2-0	12,150	31-Gervin	9-Gilmore
NOVEMBER RECORD: 10-6 (HOME: 6-2, ROAD: 4-4)							
11-3	@ Seattle	L	107-109	2-1	9,808	26-Gervin	11-Gilmore
11-4	@ Portland	W	108-107 (OT)	3-1	12,666	27-Mitchell	9-Mitchell
11-5	@ Golden State	W	105-104	4-1	10,590	23-Gilmore	16-Gilmore
11-7	PHOENIX	W	101-100	5-1	9,448	47-Gervin	20-Gilmore
11-9	UTAH	W	118-104	6-1	10,780	25-Mitchell	15-Gilmore
11-11	@ San Diego	L	105-109	6-2	4,157	42-Gervin	10-Banks
11-13	SEATTLE	L	98-107	6-3	14,814	24-Gervin	15-Gilmore
11-16	KANSAS CITY	L	102-105	6-4	8,943	27-Gervin	14-Gilmore
11-17	@ Washington	W	114-112	7-4	6,889	40-Gervin	17-Gilmore
11-19	@ Boston	L	111-119	7-5	15,320	31-Gervin	8-Mitchell
11-20	GOLDEN STATE	W	134-112	8-5	8,369	33-Gervin	10-Banks
11-23	DENVER	W	136-126	9-5	6,518	28-Banks	13-Banks
11-24	@ Denver	L	123-129	9-6	13,011	34-Gervin	14-Banks
11-26	CHICAGO	W	122-120	10-6	9,106	44-Gervin	15-Banks
11-27	@ Dallas	W	107-106	11-6	15,517	45-Gervin	11-Mitchell/Gilmore
11-30	LOS ANGELES	W	117-114	*11-6	12,115	25-Mitchell	16-Gilmore
DECEMBER RECORD: 9-6 (HOME: 4-3, ROAD: 5-3)							
12-1	@ Detroit	L	97-115	11-7	9,284	38-Gervin	13-Gilmore
12-3	HOUSTON	W	88-78	12-7	7,691	28-Mitchell	13-Mitchell
12-4	@ Houston	L	104-94	12-8	7,153	27-Gervin	16-Gilmore
12-7	DALLAS	W	106-92	13-8	7,940	26-Gervin	13-Gilmore
12-8	@ Kansas City	W	102-101 (OT)	14-8	6,211	25-Gervin	18-Gilmore
12-10	@ New Jersey	W	114-102	15-8	11,686	26-Gervin	13-Banks
12-11	KANSAS CITY	L	110-122	15-9	9,044	24-Mitchell	11-Banks
12-14	@ Houston	W	102-93	16-9	6,871	29-Gervin	8-Gervin
12-16	@ Denver	W	120-108	17-9	10,815	29-Moore	11-Banks
12-17	UTAH	W	110-103	18-9	7,031	26-Mitchell	19-Gilmore
12-19	@ Milwaukee	L	98-113	18-10	10,032	22-Mitchell/Gilmore	7-Mitchell/Gilmore
12-21	PHOENIX	L	113-114	18-11	8,475	23-Mitchell	17-Banks
12-26	PHILADELPHIA	L	122-124	18-12	14,599	27-Gilmore	19-Gilmore
12-29	SAN DIEGO	W	124-115	19-12	10,247	24-Gilmore	13-Gilmore
12-30	@ Chicago	W	105-102	20-12	7,280	22-Moore	10-Mitchell/Gilmore
JANUARY RECORD: 9-6 (HOME: 5-2, ROAD: 4-4)							
1-2	@ Cleveland	W	103-95	21-12	3,010	33-Mitchell	10-Phegley
1-4	@ Atlanta	W	104-95	22-12	5,139	23-Gilmore	13-Gilmore
1-5	@ Dallas	L	131-136	22-13	10,008	26-Gilmore	6-Mitchell/Gilmore
1-7	BOSTON	L	113-116	22-14	14,329	25-Gilmore	14-Gilmore
1-11	DALLAS	W	109-101	23-14	8,224	26-Banks	21-Gilmore
1-12	@ Kansas City	L	113-118	23-15	8,719	29-Gervin	11-Banks/Gilmore
1-14	HOUSTON	W	96-92	24-15	8,809	23-Gervin	14-Gilmore
1-15	WASHINGTON	W	117-96	25-15	9,817	31-Gervin	17-Gilmore
1-18	DENVER	W	143-124	26-15	8,424	30-Banks	14-Gilmore
1-19	@ Phoenix	L	113-118	26-16	11,004	29-Gervin	8-Gervin
1-21	@ Los Angeles	L	110-119	26-17	17,505	36-Gervin	14-Gilmore
1-23	PORTLAND	L	107-108	26-18	8,112	24-Gilmore/Dunleavy	11-Mitchell/Gilmore
1-25	@ Utah	W	116-106	27-18	8,688	40-Gilmore	18-Gilmore
1-27	@ Indiana	W	143-138	28-18	3,625	39-Gilmore	16-Gilmore
1-29	NEW JERSEY	W	120-109	29-18	11,945	32-Banks	15-Gilmore
FEBRUARY RECORD: 6-5 (HOME: 4-2, ROAD: 2-3)							
2-2	NEW YORK	L	98-109	29-19	8,313	33-Gervin	16-Gilmore
2-4	@ Seattle	L	103-115	29-20	13,082	24-Gervin	9-Banks
2-5	@ Golden State	L	102-106	29-21	8,766	32-Mitchell	8-Gilmore
2-8	DETROIT	W	147-143 (OT)	30-21	7,518	41-Gervin	15-Gilmore
2-10	GOLDEN STATE	W	128-109	31-21	8,384	38-Gervin	12-Gilmore
2-15	@ Los Angeles	W	124-103	32-21	15,111	40-Gervin	9-Banks
2-16	@ Utah	L	101-112	32-22	8,085	26-Mitchell	21-Gilmore
2-20	ATLANTA	W	103-100	33-22	9,408	26-Mitchell	17-Gilmore
2-23	PORTLAND	W	124-114	34-22	8,450	32-Mitchell	13-Gilmore
2-25	@ Kansas City	W	131-125	35-22	9,079	42-Gervin	13-Jones
2-26	MILWAUKEE	L	104-107	35-23	12,439	22-Gervin	17-Gilmore
MARCH RECORD: 10-4 (HOME: 7-0, ROAD: 3-4)							
3-1	SEATTLE	W	119-104	36-23	7,988	33-Mitchell	18-Gilmore
3-2	@ Phoenix	L	106-110	36-24	10,666	31-Gervin	11-Gilmore
3-4	@ San Diego	W	107-99	37-24	4,585	24-Gervin	12-Banks
3-5	CLEVELAND	W	117-98	38-24	7,252	23-Gilmore	10-Jones
3-8	@ Denver	L	118-129	38-25	15,033	21-Mitchell	7-Banks/Gervin/Jones
3-9	PHOENIX	W	108-105	39-25	8,201	22-Gervin	11-Banks
3-12	GOLDEN STATE	W	131-120	40-25	9,805	32-Gilmore	14-Gilmore
3-15	SAN DIEGO	W	130-109	41-25	8,278	21-Gervin	10-Sanders
3-17	@ San Diego	W	111-101	42-25	4,076	28-Gervin	11-Gilmore
3-19	INDIANA	L	138-118	43-25	13,355	23-Mitchell	17-Gilmore
3-22	@ Portland	L	102-119	43-26	12,666	20-Gervin/Moore	7-Gilmore/Moore
3-23	@ Seattle	L	117-137	43-27	14,203	31-Gilmore	11-Gilmore
3-25	@ Los Angeles	W	132-120	44-27	17,505	33-Gilmore	10-Gilmore
3-29	DENVER	W	136-129	45-27	12,477	32-Gilmore	14-Gilmore
APRIL RECORD: 7-2 (HOME: 4-1, ROAD: 3-1)							
4-1	HOUSTON	W	124-99	46-27	8,958	24-Gervin	17-Gilmore
4-2	@ Houston	W	112-101	47-27	6,121	27-Gervin	20-Gilmore
4-5	KANSAS CITY	W	130-113	48-27	7,887	21-Mitchell/Gervin	13-Gilmore
4-6	@ Philadelphia	W	112-109	49-27	13,706	32-Gervin	10-Gilmore
4-8	@ New York	L	100-102 (OT)	49-28	10,975	28-Mitchell	12-Mitchell/Gilmore
4-9	DALLAS	W	111-122	50-28	10,659	32-Mitchell	12-Gilmore
4-13	LOS ANGELES	W	114-109	*51-29	15,782	44-Banks	12-Gilmore
4-15	UTAH	W	121-118	52-29	8,405	23-Mitchell	12-Paultz
4-16	@ Dallas	W	132-120	53-29	14,453	40-Gervin	11-Gilmore

*Protected Game from 11-30-82

1983-84 RECAP



George Gervin

RECORD

37-45 (28-13 home: 9-32 road)
Fifth in Midwest Division

HONORS

George Gervin, All-NBA Second Team
George Gervin, NBA All-Star
Artis Gilmore, NBA FG Percentage Title

PLAYOFFS

None

SPURS LEADERS

Scoring: George Gervin 25.9 ppg
Rebounding: Artis Gilmore 10.3 rpg
Assists: John Lucas 10.7 apg

Head Coach: Morris McHone/Bob Bass
Assistant: Allan Bristow

1983-84 SEASON NOTES

- Morris McHone replaced Stan Albeck as head coach in June ... the Spurs received Fred Roberts and other considerations from New Jersey in exchange for being allowed to sign Albeck ... McHone lasted less than two months as the Spurs head coach as he was replaced by Bob Bass on 12/28.
- Rookie guard John Paxson was an instant contributor and free agent John Lucas went on to lead the Spurs in assists after starting the season in the CBA and being signed by the Spurs on 12/4.
- The Spurs retired James Silas' #13 jersey on 2/28 when San Antonio hosted Dallas.
- On 4/15, in the final game of the season, John Lucas set a Spurs franchise record, handing out 24 assists in a 157-154 win over the Nuggets ... in the game, Lucas set an NBA record for the most assists in a quarter with 14.
- Artis Gilmore led the NBA in field goal percentage for the second straight season, shooting .631 (351-556) from the field ... Johnny Moore and John Lucas were both among the top-five in the NBA in assists - Lucas was fourth with 10.7 apg while Moore was fifth with 9.6 apg.


1983-84 SPURS FINAL STATISTICS (37-45)

			3-POINT						REBOUNDING									SCORING	
PLAYER	G	MIN	FGM-FGA	PCT.	FGM-FGA	PCT.	FTM-FTA	PCT.	OFF	DEF	TOT	AST	PF-DQ	STL	TO	BLK	PTS	AVG.	
Gervin	76	2584	765-1561	.490	10-24	.417	427-507	.842	106	207	313	220	219-3	79	224	47	1967	25.9	
Mitchell	79	2853	779-1597	.488	6-14	.429	275-353	.779	188	382	570	93	251-6	62	141	73	1839	23.3	
Gilmore	64	2034	351-556	.631	0-3	.000	280-390	.718	213	449	662	70	229-4	36	149	132	982	15.3	
Banks	80	2600	424-747	.568	1-6	.167	200-270	.741	204	378	582	254	256-5	105	166	23	1049	13.1	
Lucas	63	1807	275-595	.462	19-69	.275	120-157	.764	23	157	180	673	123-1	92	147	5	689	10.9	
Jones	81	1770	322-644	.500	6-19	.316	176-242	.727	143	306	449	85	298-7	64	125	107	826	10.2	
Moore	59	1650	231-518	.446	28-87	.322	105-139	.755	37	141	178	566	168-2	123	143	20	595	10.1	
Edmonson	40	521	135-274	.493	0-0	.000	76-101	.752	40	30	70	27	67-1	22	45	6	346	8.7	
Brewer	40	782	152-345	.441	3-13	.231	41-50	.820	17	33	50	44	54-0	18	33	16	348	8.7	
Roberts	79	1531	214-399	.536	1-4	.250	144-172	.837	102	202	304	98	219-4	52	100	38	573	7.3	
McNamara	70	1037	157-253	.621	0-0	.000	74-157	.471	137	180	317	31	138-2	14	89	12	388	5.5	
Williams	19	200	25-58	.431	0-1	.000	25-32	.781	4	9	13	43	42-1	8	22	4	75	3.9	
Paxson	49	458	61-137	.445	4-22	.182	16-26	.615	4	29	33	149	47-0	10	32	2	142	2.9	
Battton	4	31	5-10	.500	0-0	.000	0-0	.000	1	3	4	3	5-0	0	4	3	10	2.5	
Phegley	3	11	2-4	.500	1-1	1.000	2-2	1.000	0	2	2	2	1-0	0	1	0	7	2.3	
Lockhart	2	14	2-2	1.000	0-0	.000	0-0	.000	0	3	3	0	5-0	0	2	0	4	2.0	
Miller	2	8	2-3	.667	0-0	.000	0-0	.000	2	3	5	1	5-0	0	0	1	4	2.0	
Robisch	4	37	4-8	.500	0-0	.000	0-0	.000	2	6	8	1	8-1	0	1	0	8	2.0	
Weidner	8	38	2-9	.222	0-0	.000	4-4	1.000	4	7	11	0	5-0	0	2	2	8	1.0	
Lingenfelter	3	14	1-1	1.000	0-0	.000	0-2	.000	3	1	4	1	6-0	0	1	0	2	0.7	
SPURS	82		3909-7721	.506	79-263	.300	1965-2604	.755	1230	2528	3758	2361	2146-37	685	1447	491	9862	120.3	
OPPONENTS	82		3996-7910	.505	52-216	.241	1840-2427	.758	1293	2455	3748	2518	2187-39	652	1427	464	9884	120.5	

37-45 (FIFTH IN MIDWEST DIVISION)

DATE	OPPONENT	W-L	SCORE	REC.	ATT.	HI-SCORER	HI-REBOUNDER
OCTOBER RECORD: 1-1 (HOME: 1-0, ROAD: 0-1)							
10-29	@ Houston	L	100-106	0-1	14,116	23-Mitchell	10-Gilmore
10-30	DALLAS	W	123-101	1-1	8,219	35-Gervin	10-Gilmore
NOVEMBER RECORD: 5-11 (HOME: 5-3, ROAD: 0-8)							
11-1	PORTLAND	L	124-126	1-2	7,612	27-Banks	10-Banks
11-3	@ Phoenix	L	120-142	1-3	9,166	21-Gilmore	8-Mitchell
11-5	@ Utah	L	118-124	1-4	6,704	36-Gervin	9-Banks
11-6	SEATTLE	W	132-115	2-4	7,556	32-Gervin	10-Gilmore
11-9	UTAH	W	105-99	3-4	10,579	25-Banks	15-Gilmore
11-11	@ Dallas	L	105-112	3-5	13,010	23-Gilmore	15-Gilmore
11-12	DENVER	W	126-107	4-5	8,258	22-Banks/Edmonson	15-Gilmore
11-15	@ Golden State	L	112-115	4-6	7,450	39-Gervin	10-Banks
11-17	KANSAS CITY	L	126-129	4-7	7,192	35-Gervin	10-Gilmore
11-19	NEW JERSEY	W	109-100	5-7	8,890	32-Gervin	14-Gilmore
11-22	@ Dallas	W	117-118	5-8	11,220	21-Moore	9-Gilmore
11-23	PHILADELPHIA	L	106-113	5-9	13,825	25-Gervin	20-Gilmore
11-25	SAN DIEGO	W	133-120	6-9	8,562	36-Gervin	14-Gilmore
11-27	@ Cleveland	L	106-114	6-10	3,782	25-Gervin	9-Gilmore
11-29	@ New York	L	106-118	6-11	9,632	30-Gervin	17-Gilmore
11-30	@ Boston	L	106-130	6-12	14,890	33-Gervin	11-Mitchell
DECEMBER RECORD: 6-8 (HOME: 5-2, ROAD: 1-6)							
12-2	CHICAGO	W	123-94	7-12	7,948	32-Gervin	11-Gilmore
12-4	PHOENIX	L	106-122	7-13	7,941	21-Gervin	14-Gilmore
12-6	@ Portland	L	118-130	7-14	12,666	23-Mitchell	10-Gilmore
12-7	@ San Diego	L	102-106	7-15	4,150	34-Gervin	10-Moore
12-9	Utah @ Las Vegas	W	126-117	8-15	7,258	16-Mitchell	12-Mitchell
12-10	WASHINGTON	W	125-102	9-15	7,654	34-Gervin	11-Gilmore
12-14	SAN DIEGO	W	129-114	10-15	9,209	25-Gervin	12-Banks
12-16	INDIANA	W	120-92	11-15	7,856	22-Banks	13-Banks
12-17	@ Atlanta	L	108-113	11-16	5,246	33-Mitchell	12-Gilmore
12-20	@ Washington	L	106-108 (OT)	11-17	6,562	43-Gervin	19-Gilmore
12-21	@ Philadelphia	L	121-122	11-18	13,278	43-Gervin	9-Mitchell
12-23	@ Kansas City	L	122-126	11-19	5,356	30-Gilmore	11-Gilmore
12-27	BOSTON	L	100-115	11-20	13,112	18-Gervin	9-Mitchell
12-29	KANSAS CITY	W	136-127	12-20	8,572	44-Gervin	16-Gilmore
JANUARY RECORD: 8-5 (HOME: 7-1, ROAD: 1-4)							
1-3	UTAH	W	137-124	13-20	7,830	35-Gervin	11-Gilmore
1-6	@ Los Angeles	W	124-117	14-20	17,505	27-Mitchell	12-Banks
1-7	@ Golden State	L	133-154	14-21	11,491	26-Gilmore	11-Mitchell
1-10	@ Portland	L	120-133	14-22	12,666	26-Gilmore	9-Gilmore
1-11	@ Denver	L	155-163	14-23	9,429	36-Gervin	9-Banks
1-13	HOUSTON	W	133-103	15-23	12,935	40-Gervin	14-Banks
1-15	PORTLAND	W	126-111	16-23	9,890	34-Gervin	14-Gilmore
1-18	DENVER	W	148-127	17-23	8,679	37-Gervin	21-Gilmore
1-20	@ Houston	L	104-138	17-24	13,577	24-Gilmore	8-Gilmore
1-21	LOS ANGELES	W	113-108	18-24	13,972	19-Mitchell	18-Gilmore
1-24	SEATTLE	W	117-109	19-24	8,179	35-Gervin	12-Banks
1-26	GOLDEN STATE	W	123-116	20-24	7,926	39-Gervin	12-Gilmore
1-31	NEW YORK	L	113-117	20-25	8,153	41-Gervin	14-Gilmore
FEBRUARY RECORD: 5-11 (HOME: 0-6, ROAD: 5-5)							
2-2	@ Golden State	L	107-117	20-26	5,802	40-Gervin	10-Gilmore
2-3	@ Seattle	L	106-121	20-27	9,590	18-Banks	10-Gilmore
2-5	LOS ANGELES	L	98-110	20-28	10,414	23-Gilmore	10-Lucas
2-7	@ Phoenix	L	131-136	20-29	9,323	25-Lucas	10-Mitchell
2-8	KANSAS CITY	L	110-118	20-30	7,137	33-Mitchell	11-Mitchell
2-10	@ Milwaukee	W	132-127	21-30	10,489	29-Lucas	10-Gilmore
2-11	@ Detroit	W	123-118	22-30	35,364	27-Mitchell	11-Gilmore
2-13	@ Indiana	W	117-108	23-30	8,234	26-Gervin	10-Gilmore
2-15	@ New Jersey	W	114-108	24-30	10,878	30-Mitchell	9-Mitchell
2-17	@ Chicago	W	111-109	25-30	5,894	32-Gervin	9-Gilmore
2-19	DETROIT	L	140-142 (OT)	25-31	12,507	47-Mitchell	10-Jones
2-21	PHOENIX	L	111-114 (OT)	25-32	10,397	20-Brewer/Jones	18-Gilmore
2-22	@ Denver	L	121-127	25-33	11,818	22-Brewer	10-Banks
2-23	@ Utah	L	142-143 (2OT)	25-34	10,358	41-Mitchell	10-Mitchell
2-25	MILWAUKEE	L	119-130	25-35	9,670	20-Banks	11-Roberts
2-28	DALLAS	L	104-116	25-36	7,583	44-Mitchell	10-Jones
MARCH RECORD: 7-7 (HOME: 6-1, ROAD: 1-6)							
3-1	@ Portland	L	96-121	25-37	12,666	17-Mitchell	12-Mitchell
3-3	@ Phoenix	L	106-120	25-38	10,875	30-Mitchell	11-Jones
3-6	CLEVELAND	W	129-122	26-38	5,833	37-Mitchell	11-Lucas
3-10	HOUSTON	W	123-118	27-38	11,647	36-Mitchell	10-Banks/McNamara
3-13	DALLAS	W	137-131 (2OT)	28-38	8,315	34-Gervin	25-Jones
3-15	@ Los Angeles	L	124-143	28-39	17,505	31-Mitchell	9-Jones
3-16	@ Seattle	L	123-126	28-40	10,706	27-Mitchell	14-Mitchell
3-18	@ San Diego	W	140-135	29-40	4,357	42-Gervin	8-McNamara
3-20	ATLANTA	W	135-132 (3OT)	30-40	8,505	43-Mitchell	15-Jones
3-22	UTAH	W	129-126	31-40	9,833	39-Mitchell	10-Banks
3-24	@ Kansas City	L	118-125	31-41	13,747	28-Gervin	8-Mitchell
3-27	GOLDEN STATE	W	117-116 (OT)	32-41	9,373	25-Mitchell	11-Banks/Jones
3-30	@ Denver	L	136-145	32-42	13,329	33-Mitchell	10-Banks/McNamara
3-31	SEATTLE	L	106-124	32-43	10,649	17-Mitchell/Jones	15-Roberts
APRIL RECORD: 5-2 (HOME: 4-0, ROAD: 1-2)							
4-3	LOS ANGELES	W	137-109	33-43	9,790	28-Mitchell	8-Mitchell/Gilmore
4-6	@ Dallas	L	118-131	33-44	14,575	35-Mitchell	12-Jones
4-7	SAN DIEGO	W	126-112	34-44	9,435	34-Mitchell	9-Jones/McNamara
4-10	HOUSTON	W	121-111	35-44	7,996	39-Gervin	12-Banks
4-12	@ Kansas City	L	102-114	35-45	12,994	25-Mitchell/Gervin	14-Gilmore
4-13	@ Houston	W	129-128 (OT)	36-45	10,789	28-Banks	13-Banks/Gilmore
4-15	DENVER	W	157-154	37-45	6,267	25-Paxson	12-Banks

1984-85 RECAP



Mike Mitchell

RECORD

41-41 (30-11 home: 11-30 road)
Tied for fourth in Midwest Division

HONORS

George Gervin, NBA All-Star

PLAYOFFS

Lost to Denver, First Round, 3-2

SPURS LEADERS

Scoring: Mike Mitchell 22.2 ppg
Rebounding: Artis Gilmore 10.4 rpg
Assists: Johnny Moore 10.0 apg

Head Coach: Cotton Fitzsimmons
Assistants: Scotty Robertson
& Gary Fitzsimmons

1984-85 SEASON NOTES

- Cotton Fitzsimmons was named head coach in May.
- The Spurs welcomed several new faces during the season ... first round draft pick Alvin Robertson was an instant contributor as a rookie ... guard John Lucas was traded to Houston on 10/4/84 ... then in December the Spurs made four deals in a 10-day period: Mark McNamara was sent to Kansas City for Billy Knight ... Jeff Cook was obtained from Cleveland in exchange for Edgar Jones and cash ... Marc Iavaroni was acquired from the Sixers for a draft choice ... and, finally, Fred Roberts was shipped to Utah for a pair of second round picks.
- Mike Mitchell led the team in scoring, averaging 22.2 ppg ... this broke a streak of eight straight seasons in which George Gervin had led the Spurs in scoring ... Mitchell and Gervin both hit point plateaus during the season ... Mitchell scored his 10,000th career point vs. Cleveland on 11/10 and Iceman scored his 25,000th point on 2/22 at Phoenix.
- Johnny Moore finished the season ranked third in the NBA in assists, with 10.0 apg, and ranked second in the league in steals, with 2.79 spg ... Moore turned in one of the best games of his career vs. Golden State on 1/8 when he finished with 26 points, 13 assists, 11 rebounds and 9 steals.
- The Spurs set a franchise record, shooting .513 percent from the field during the 1984-85 season.


1984-85 SPURS FINAL STATISTICS (41-41)

PLAYER	G	MIN	3-POINT				REBOUNDING			SCORING						
			FGM-FGA	PCT.	FGM-FGA	PCT.	FTM-FTA	PCT.	OFF	DEF	TOT	AST	PF-DQ	STL	TO	BLK
Mitchell	82	2853	775-1558	.497	5-23	.217	269-346	.777	145	272	417	151	219-1	61	144	27
Gervin	72	2091	600-1182	.508	0-10	.000	324-384	.844	79	155	234	178	208-2	66	198	48
Gilmore	81	2756	532-854	.623	0-2	.000	484-646	.749	231	615	846	131	306-4	40	241	173
Moore	82	2689	416-910	.457	25-89	.281	189-248	.762	94	284	378	816	247-3	229	236	18
Banks	82	2091	289-493	.586	1-3	.333	199-257	.774	133	312	445	234	220-3	65	140	13
Robertson	79	1685	299-600	.498	4-11	.364	124-169	.734	116	149	265	275	217-1	127	167	24
E. Jones	18	322	44-91	.484	0-1	.000	41-51	.804	16	46	62	18	52-1	9	28	18
Iavaroni	57	1178	150-323	.464	0-4	.000	81-122	.664	84	191	275	113	193-5	31	103	32
Paxson	78	1259	196-385	.509	10-34	.294	84-100	.840	19	49	68	215	117-0	45	81	3
Knight	52	611	125-285	.439	10-24	.417	51-57	.895	40	56	96	59	48-0	14	57	1
Roberts	22	305	44-98	.449	0-0	.000	29-38	.763	10	25	35	22	45-0	10	21	12
Cook	54	848	92-174	.529	0-0	.000	30-37	.811	81	129	210	39	150-2	25	32	14
Brewer	9	81	13-34	.382	0-0	.000	7-7	1.000	1	2	3	6	8-0	1	4	1
O. Jones	67	888	106-180	.589	0-1	.000	33-83	.398	65	173	238	56	139-1	30	61	57
Thirkill	2	52	5-11	.455	0-0	.000	5-6	.833	5	2	7	3	5-0	2	2	1
McNamara	12	63	12-18	.667	0-0	.000	9-18	.500	7	10	17	0	5-0	2	6	1
Townes	1	8	0-6	.000	0-0	.000	2-2	1.000	1	0	1	0	1-0	0	0	0
SPURS	82		3698-7202	.513	55-202	.272	1961-2571	.763	1127	2470	3597	2316	2180-23	757	1542	443
OPPONENTS	82		3644-7348	.496	72-242	.298	1977-2548	.776	1136	2265	3401	2283	2154-26	749	1489	472

41-41 (TIED FOR FOURTH IN MIDWEST DIVISION)

DATE	OPPONENT	W-L	SCORE	REC.	ATT.	HI-SCORER	HI-REBOUNDER
OCTOBER RECORD: 2-0 (HOME: 2-0)							
10-27	LA LAKERS	W	113-112	1-0	13,506	32-Gervin	11-Gilmore
10-30	DENVER	W	126-118	2-0	6,677	18-Gervin/Moore	9-O. Jones
NOVEMBER RECORD: 5-9 (HOME: 4-3, ROAD: 1-6)							
11-1	@ Golden State	W	123-108	3-0	3,980	33-Mitchell	12-Gilmore
11-2	@ LA Lakers	L	100-119	3-1	13,550	20-Mitchell	7-O. Jones/Robertson
11-4	NEW YORK	W	131-130 (OT)	4-1	8,033	30-Gervin	20-Gilmore
11-6	SEATTLE	W	99-91	5-1	8,065	20-Gilmore	15-Gilmore
11-7	@ Utah	L	124-136	5-2	8,814	35-Gervin	14-Gilmore
11-10	CLEVELAND	W	127-103	6-2	9,939	42-Gervin	15-Gilmore
11-13	@ Chicago	L	117-120	6-3	9,866	26-Gervin	8-O. Jones
11-14	@ Washington	L	106-125	6-4	5,014	19-Mitchell	10-O. Jones
11-16	@ Indiana	L	117-128 (OT)	6-5	10,074	33-Gilmore	14-Gilmore
11-17	@ Houston	L	133-141	6-6	16,016	26-Gervin	8-Gilmore/E. Jones
11-21	DETROIT	W	101-114	6-7	8,524	25-Gilmore	12-Gilmore
11-24	UTAH	L	117-123	6-8	8,164	27-Gilmore	15-Gilmore
11-27	HOUSTON	L	97-114	6-9	11,930	23-Gilmore	9-Gilmore/O. Jones
11-29	DALLAS	W	124-118	7-9	7,069	30-Gervin	14-Gilmore
DECEMBER RECORD: 7-9 (HOME: 5-1, ROAD: 2-8)							
12-1	LA CLIPPERS	W	142-110	8-9	7,790	19-Mitchell	9-Banks
12-4	ATLANTA	W	114-106	9-9	8,044	24-Gilmore	15-Gilmore
12-6	@ Portland	L	96-113	9-10	12,666	30-Gervin	9-Gilmore
12-7	@ Seattle	W	117-114	10-10	5,950	30-Gilmore	8-Gilmore/Banks
12-9	@ LA Clippers	L	123-126	10-11	7,092	25-Mitchell	11-O. Jones
12-11	@ Kansas City	L	120-121	10-12	5,667	27-Gilmore	8-Gilmore
12-12	DENVER	W	126-106	11-12	7,077	13-Gilmore	10-Moore
12-14	@ Dallas	L	102-119	11-13	16,537	17-Gervin	9-Gilmore
12-15	PHOENIX	W	120-111	12-13	8,413	38-Mitchell	16-Gilmore
12-18	@ Cleveland	L	110-118	12-14	3,370	32-Mitchell	9-Iavaroni
12-19	@ Philadelphia	L	118-123	12-15	12,153	26-Moore	10-Banks
12-21	@ New Jersey	W	122-116	13-15	10,615	30-Gervin	11-Gilmore
12-22	@ Milwaukee	L	90-101	13-16	9,587	23-Mitchell	8-Iavaroni
12-26	@ Denver	L	119-130	13-17	7,673	33-Gervin	17-Gilmore
12-27	PORTLAND	W	141-120	14-17	7,782	31-Gervin	15-Gilmore
12-29	BOSTON	L	112-120	14-18	15,180	26-Gilmore	19-Gilmore
JANUARY RECORD: 8-5 (HOME: 6-2, ROAD: 2-3)							
1-3	DALLAS	W	116-115	15-18	7,068	33-Gervin	10-Banks/Moore
1-6	@ LA Lakers	L	96-99	15-19	13,513	27-Moore	8-Iavaroni/Gilmore
1-8	GOLDEN STATE	W	130-94	16-19	6,578	26-Moore	12-Iavaroni
1-11	PORTLAND	L	103-123	16-20	9,277	23-Gervin	10-Gilmore
1-15	UTAH	W	121-101	17-20	6,886	27-Robertson	10-Gilmore/Moore
1-17	@ Kansas City	W	141-130	18-20	5,995	32-Banks	10-Banks
1-19	PHOENIX	W	106-100	19-20	10,580	26-Gilmore	16-Gilmore
1-22	KANSAS CITY	W	117-113	20-20	7,958	26-Robertson	16-Gilmore
1-23	@ Dallas	L	110-122	20-21	17,007	26-Gervin	9-Gilmore
1-25	@ Houston	W	122-107	21-21	13,169	42-Gervin	10-Gilmore
1-27	MILWAUKEE	L	93-106	21-22	9,511	35-Mitchell	13-Gilmore
1-29	NEW JERSEY	W	130-127	22-22	7,007	47-Gervin	13-Gilmore
1-31	@ Seattle	L	94-96	22-23	5,826	20-Mitchell	12-Gilmore
FEBRUARY RECORD: 6-8 (HOME: 4-2, ROAD: 2-6)							
2-1	@ Portland	W	104-93	23-23	12,666	40-Mitchell	10-Gilmore
2-2	@ Utah	L	104-105	23-24	11,963	33-Gervin	10-Gilmore
2-4	GOLDEN STATE	W	114-109 (OT)	24-24	6,918	27-Gervin	13-Gilmore
2-6	@ Kansas City	L	116-135	24-25	3,629	22-Mitchell	7-Iavaroni
2-7	LA CLIPPERS	W	120-106	25-25	7,356	23-Gervin	19-Iavaroni
2-12	KANSAS CITY	W	127-109	26-25	7,155	23-Gervin/Moore	11-Iavaroni
2-14	PHOENIX	W	131-102	27-25	7,948	24-Gervin	9-Cook
2-15	@ Denver	L	119-129	27-26	13,661	39-Gervin	10-Gilmore
2-18	@ LA Clippers	L	121-125	27-27	9,613	28-Gervin	20-Gilmore
2-20	WASHINGTON	L	104-105	27-28	8,541	31-Gervin	8-Mitchell/Gervin
2-22	@ Phoenix	W	118-111	28-28	12,258	32-Gervin	9-Moore
2-24	PORTLAND	L	121-137	28-29	8,969	32-Mitchell	10-Gilmore
2-26	@ New York	L	122-129	28-30	8,887	29-Mitchell	12-Gilmore
2-27	@ Boston	L	102-111	28-31	14,890	20-Mitchell	13-Jones
MARCH RECORD: 10-7 (HOME: 6-2, ROAD: 4-5)							
3-1	@ Detroit	W	106-96	29-31	17,470	36-Mitchell	16-Gilmore
3-2	@ Atlanta	W	105-92	30-31	6,142	26-Gilmore	12-Gilmore
3-4	PHILADELPHIA	W	109-103	31-31	12,450	23-Gilmore	9-Banks
3-6	INDIANA	W	106-102	32-31	8,486	29-Mitchell	10-Mitchell
3-7	@ Phoenix	L	117-119	32-32	11,450	36-Mitchell	7-Banks/Gilmore
3-9	HOUSTON	L	117-123	32-33	14,722	19-Mitchell	14-Gilmore
3-12	@ Golden State	L	122-145	32-34	6,516	23-Gilmore	9-Gilmore
3-14	@ Seattle	W	100-93	33-34	5,580	25-Mitchell	7-Gilmore/Cook
3-15	@ LA Lakers	L	114-115	33-35	16,130	37-Gervin	12-Banks
3-17	DENVER	W	124-119	34-35	8,672	23-Gervin/Moore	8-Iavaroni
3-19	@ Dallas	L	89-96	34-36	17,007	22-Gervin	9-Gilmore
3-20	CHICAGO	W	106-96	35-36	10,018	31-Mitchell	12-Mitchell
3-22	DALLAS	L	114-123	35-37	12,015	20-Banks/Gervin	10-Banks
3-24	SEATTLE	W	104-99	36-37	7,300	16-Gilmore	11-Jones
3-27	GOLDEN STATE	W	121-120	37-37	8,820	29-Gervin	9-Gilmore
3-29	@ Utah	L	109-114	37-38	9,372	38-Mitchell	11-Gilmore
3-31	@ LA Clippers	W	126-115	38-38	9,204	32-Mitchell	10-Cook
APRIL RECORD: 3-3 (HOME: 3-1, ROAD: 0-2)							
4-3	LA LAKERS	W	122-108	39-38	11,627	36-Mitchell	14-Mitchell
4-5	@ Denver	L	109-118	39-39	16,362	34-Mitchell	7-Iavaroni/Mitch/Gilmore
4-7	HOUSTON	W	126-105	40-39	9,178	32-Gilmore	10-Gilmore
4-9	@ Houston	L	103-124	40-40	11,702	29-Gilmore	13-Gilmore
4-12	KANSAS CITY	W	117-112	41-40	7,317	34-Mitchell	14-Gilmore
4-14	UTAH	L	102-104	41-41	7,826	31-Mitchell	15-Gilmore

1985-86 RECAP



Artis Gilmore

RECORD

35-47 (21-20 home: 14-27 road)
Sixth in Midwest Division

HONORS

Alvin Robertson, NBA Defensive Player of the Year
Alvin Robertson, NBA Most Improved Player Award
Alvin Robertson, NBA Steals Title
Alvin Robertson, All-NBA Second Team
Alvin Robertson, All-Defensive Second Team
Alvin Robertson, NBA All-Star

PLAYOFFS

Lost to Los Angeles, First Round, 3-0

SPURS LEADERS

Scoring: Mike Mitchell 23.4 ppg
Rebounding: Artis Gilmore 8.5 rpg
Assists: Wes Matthews 6.3 apg

Head Coach: Cotton Fitzsimmons
Assistant: Bob Bass

1985-86 SEASON NOTES

- During the off-season there was a major debate as to whether the Spurs would continue to play in the HemisFair Arena or move to the Freeman Coliseum.
- An era ended on 10/24 as the Spurs traded George Gervin to Chicago in exchange for David Greenwood.
- Tragedy struck the Spurs on 12/26 when point guard Johnny Moore was hospitalized with Desert Fever ... the sickness ended the season for Moore and cut his promising career short ... after contracting the disease Moore returned to play in 112 games with the Spurs, but never regained the form he had shown in his early days.
- Alvin Robertson was the Spurs bright spot during the 1985-86 season ... the second-year guard led the NBA in steals, averaging 3.67 per contest ... he set NBA records for the most steals in a single season, with 301, and for the highest steals-per-game average, with 3.67 spg ... he recorded one of four quadruple-doubles in NBA history finishing with 20 points, 11 rebounds, 10 assists and 10 steals vs. the Suns on 2/18.


1985-86 SPURS FINAL STATISTICS (35-47)

			3-POINT						REBOUNDING									SCORING	
PLAYER	G	MIN	FGM-FGA	PCT. FGM-FGA	PCT.	FTM-FTA	PCT.	OFF	DEF	TOT	AVG.	AST	PF-DQ	STL	TO	BLK	PTS	AVG.	
Mitchell	82	2970	802-1697	.473	0-12	.000	317-392	.809	134	275	409	5.0	188	175-0	56	184	25	1921	23.4
Robertson	82	2878	562-1093	.514	8-29	.276	260-327	.795	184	332	516	6.3	448	296-4	301	256	40	1392	17.0
Gilmore	71	2395	423-684	.618	0-1	.000	338-482	.701	166	434	600	8.5	102	239-3	39	186	108	1184	16.7
Johnson	71	1828	362-573	.632	0-0	.000	259-373	.694	143	319	462	6.5	95	291-13	44	191	66	983	13.8
Moore	28	856	150-303	.495	4-22	.182	59-86	.686	25	61	86	3.1	252	78-0	70	81	6	363	13.0
Lamp	30	620	136-271	.502	4-17	.235	56-69	.812	19	60	79	2.6	53	67-0	19	38	1	332	11.1
Matthews	75	1853	320-603	.531	4-25	.160	173-211	.820	30	101	131	1.7	476	168-1	87	232	32	1187	10.9
Greenwood	68	1910	198-388	.510	0-1	.000	142-184	.772	151	380	531	7.8	90	207-3	37	113	52	538	7.9
Sundvold	70	1150	220-476	.462	21-60	.350	39-48	.813	22	58	80	1.1	261	110-0	34	85	0	500	7.1
Williams	23	397	50-131	.382	2-6	.333	62-64	.969	13	24	37	1.6	111	64-1	28	51	3	164	7.1
Hughes	68	866	152-372	.409	3-17	.176	49-84	.583	49	64	113	1.7	61	79-0	26	63	5	356	5.2
Wilkins	27	522	51-134	.381	0-0	.000	28-46	.609	34	93	127	4.7	18	71-1	8	20	10	130	4.8
Javaroni	42	669	74-163	.454	0-2	.000	43-67	.642	42	90	132	3.1	53	109-0	22	51	14	191	4.5
Higgins	11	128	18-40	.450	0-2	.000	11-16	.688	5	19	24	2.2	12	21-0	2	5	3	47	4.3
Corbin	16	174	27-64	.422	0-1	.000	10-14	.714	11	14	25	1.6	11	21-0	11	12	2	64	4.0
Cook	34	356	28-67	.418	0-1	.000	26-41	.634	31	50	81	2.4	21	64-0	13	11	11	82	2.4
Brittain	32	219	22-43	.512	0-0	.000	10-19	.526	10	39	49	1.5	5	54-1	3	20	12	54	1.7
Whitley	2	14	1-2	.500	0-0	.000	0-0	.000	0	0	0	0.0	3	1-0	0	4	0	2	1.0
SPURS	82		3596-7104	.506	46-196	.235	1882-2523	.746	1069	2413	3482	42.5	2260	2115-27	800	1624	390	9120111.2	
OPPONENTS	82		3629-7365	.493	98-322	.304	1916-2491	.769	1157	2304	3461	42.2	2269	2108-32	800	1519	453	9272	113.1

35-47 (SIXTH IN MIDWEST DIVISION)

DATE	OPPONENT	W-L	SCORE	REC.	ATT.	HI-SCORER	HI-REBOUNDER
OCTOBER RECORD:							
10-26	LA LAKERS	L	116-121 (2OT)	0-1	10,875	23-Mitchell	11-Iavaroni
10-29	UTAH	W	124-112	1-1	5,213	23-Robertson	20-Greenwood
10-30	@ Utah	L	100-102	1-2	9,376	20-Mitchell/Gilmore	9-Gilmore
NOVEMBER RECORD:							
11-1	DALLAS	W	116-107	2-2	7,084	24-Mitchell	11-Gilmore/Greenwood
11-2	@ Houston	L	98-111	2-3	12,747	18-Hughes	9-Iavaroni/Greenwood
11-5	@ Milwaukee	L	97-126	2-4	10,107	17-Mitchell	9-Gilmore
11-6	@ Washington	W	81-80	3-4	4,254	18-Robertson	10-Gilmore/Robertson
11-8	@ Philadelphia	W	107-96	4-4	13,212	24-Mitchell/Johnson	8-Mitchell
11-11	NEW JERSEY	W	111-104	5-4	8,196	30-Mitchell	11-Gilmore
11-14	@ Denver	L	109-112	5-5	7,946	22-Mitchell	10-Robertson
11-16	SEATTLE	W	97-96 (OT)	6-5	8,036	33-Mitchell	15-Gilmore
11-19	SACRAMENTO	L	99-103	6-6	5,486	18-Mitchell	11-Gilmore
11-20	@ Phoenix	L	100-121	6-7	8,964	21-Johnson	11-Gilmore
11-22	INDIANA	W	108-96	7-7	7,054	31-Mitchell	14-Johnson
11-24	@ LA Lakers	L	102-118	7-8	15,259	24-Mitchell	8-Gilmore
11-27	WASHINGTON	W	104-97	8-8	7,742	25-Moore	9-Robertson
11-29	LA CLIPPERS	W	134-106	9-8	7,266	25-Gilmore	11-Johnson
DECEMBER RECORD:							
12-1	@ Portland	W	117-106	10-8	12,666	34-Mitchell	15-Gilmore
12-3	@ Seattle	L	103-123	10-9	7,754	30-Mitchell	9-Gilmore
12-5	@ Dallas	W	120-116	11-9	16,897	25-Gilmore	14-Gilmore
12-6	CHICAGO	L	123-131	11-10	13,960	23-Robertson	11-Robertson
12-8	GOLDEN STATE	W	121-114	12-10	5,572	26-Mitchell	13-Gilmore
12-10	@ Chicago	W	109-107	13-10	7,892	29-Robertson	11-Gilmore
12-11	@ Indiana	L	101-114	13-11	6,605	30-Moore	7-Johnson
12-13	@ Detroit	W	119-113	14-11	11,142	29-Mitchell	9-Robertson
12-14	@ New York	L	96-106	14-12	12,279	26-Mitchell	14-Greenwood
12-17	PORTLAND	W	126-118	15-12	5,955	29-Gilmore	10-Johnson
12-20	@ LA Clippers	W	119-104	16-12	5,790	32-Robertson	14-Greenwood
12-21	@ Denver	W	128-118	17-12	11,002	41-Robertson	13-Greenwood
12-26	LA LAKERS	W	109-91	18-12	15,786	26-Johnson	13-Robertson
12-28	DENVER	W	116-112	19-12	12,812	33-Gilmore	17-Gilmore
12-30	@ Portland	L	110-125	19-13	12,666	30-Gilmore	11-Gilmore
JANUARY RECORD:							
1-2	@ Sacramento	L	106-114	19-14	10,333	23-Matthews	7-Mitchell
1-4	@ Golden St.	W	122-116	20-14	5,526	34-Robertson	12-Greenwood
1-6	PHILADELPHIA	L	102-108	20-15	11,513	27-Mitchell	9-Johnson/Gilmore
1-9	@ Houston	L	110-120	20-16	14,963	31-Johnson	10-Johnson/Gilmore
1-10	GOLDEN STATE	W	124-97	21-16	7,326	21-Johnson	10-Greenwood
1-12	UTAH	L	102-106	21-17	6,510	22-Mitchell	16-Gilmore
1-13	@ Phoenix	L	96-121	21-18	11,024	18-Robertson	8-Cook
1-15	HOUSTON	W	113-119	21-19	9,396	31-Robertson	8-Gilmore/Robertson
1-17	NEW YORK	L	113-100	22-19	9,631	22-Gilmore	13-Gilmore
1-19	@ Portland	W	116-105	23-19	12,666	24-Robertson	12-Johnson
1-21	LA CLIPPERS	L	96-97	23-20	5,585	24-Robertson	9-Greenwood
1-24	@ Denver	W	113-96	24-20	15,790	23-Gilmore	19-Gilmore
1-25	DALLAS	L	97-123	24-21	9,599	23-Robertson	12-Gilmore
1-27	DETROIT	L	117-118	24-22	6,092	36-Mitchell	9-Mitchell
1-29	@ Dallas	L	114-126	24-23	16,649	20-Mitchell/Robertson	9-Greenwood
1-30	CLEVELAND	W	112-99	25-23	5,093	26-Mitchell	10-Mitchell/Gilmore
FEBRUARY RECORD:							
2-1	PHOENIX	L	111-112	25-24	6,993	30-Mitchell	12-Johnson
2-3	@ Utah	W	112-104	26-24	10,537	26-Gilmore	12-Gilmore
2-4	SEATTLE	W	124-119 (OT)	27-24	5,503	30-Gilmore	10-Mitchell
2-6	DENVER	L	95-100	27-25	7,270	23-Gilmore	16-Gilmore
2-11	DALLAS	L	107-121	27-26	6,858	27-Mitchell	7-Mitchell
2-13	HOUSTON	W	119-115	28-26	8,875	25-Gilmore	9-Gilmore
2-16	SACRAMENTO	W	113-94	29-26	7,342	16-Lamp	10-Greenwood
2-18	PHOENIX	W	120-114	30-26	7,835	27-Mitchell	11-Johnson/Robertson
2-20	@ Sacramento	L	106-107	30-27	10,333	21-Robertson	8-Robertson
2-22	MILWAUKEE	L	115-120	30-28	10,463	25-Gilmore	11-Robertson
2-24	@ Cleveland	L	114-124	30-29	7,745	28-Mitchell	9-Robertson
2-26	@ Boston	L	100-120	30-30	14,890	16-Mitchell	9-Greenwood
2-28	@ New Jersey	L	110-113	30-31	10,402	10-Mitchell	10-Gilmore
MARCH RECORD:							
3-1	@ Atlanta	L	108-116	30-32	8,638	31-Gilmore	13-Gilmore
3-4	@ Golden State	L	126-129	30-33	6,058	25-Mitchell	10-Johnson
3-7	LA CLIPPERS	W	142-126	31-33	6,795	30-Robertson	14-Greenwood
3-8	@ Houston	L	117-126	31-34	15,333	24-Mitchell	11-Mitchell
3-11	@ Sacramento	L	120-132	31-35	10,333	31-Mitchell	14-Greenwood
3-13	BOSTON	L	119-135	31-36	14-218	30-Mitchell	10-Greenwood
3-14	@ Utah	L	121-146	31-37	12,219	34-Mitchell	8-Greenwood
3-16	@ Seattle	L	115-129	31-38	8,123	31-Mitchell	9-Greenwood
3-18	@ Dallas	L	113-120	31-39	16,937	37-Mitchell	14-Johnson
3-19	ATLANTA	W	115-112	32-39	11,567	27-Greenwood/Robertson	12-Greenwood
3-21	LA LAKERS	L	109-117	32-40	13,860	32-Mitchell	8-Wilkins
3-23	SEATTLE	L	104-107	32-41	6,615	29-Matthews	12-Mitchell
3-24	@ LA Lakers	L	102-124	32-42	17,505	18-Robertson	10-Johnson
3-26	@ LA Clippers	W	106-97	33-42	9,153	18-Mitchell	8-Johnson/Wilkins
3-27	@ Golden State	L	118-121	33-43	5,745	44-Mitchell	7-Wilkins
3-29	UTAH	L	102-110	33-44	7,020	26-Mitchell	11-Gilmore
APRIL RECORD:							
4-1	SACRAMENTO	L	99-109	33-45	5,371	24-Mitchell	16-Greenwood
4-3	HOUSTON	L	110-136	33-46	7,219	33-Mitchell	12-Greenwood
4-6	DENVER	L	106-124	33-47	6,266	33-Mitchell	9-Greenwood
4-9	@ Phoenix	W	114-102	34-47	9,384	22-Mitchell	8-Johnson
4-13	PORTLAND	W	123-118	35-47	6,573	40-Mitchell	14-Greenwood

1986-87 RECAP



Alvin Robertson

RECORD

28-54 (21-20 home: 7-34 road)
Sixth in Midwest Division

HONORS

Alvin Robertson, NBA Steals Title
Alvin Robertson, All-Defensive First Team
Alvin Robertson, NBA All-Star

PLAYOFFS

None

SPURS LEADERS

Scoring: Alvin Robertson 17.7 ppg
Rebounding: David Greenwood 9.9 rpg
Assists: Alvin Robertson 5.2 apg

Head Coach: Bob Weiss

Assistant: Lee Rose

1986-87 SEASON NOTES

- Following the 1985-86 season, Bob Weiss replaced Cotton Fitzsimmons as head coach.
- Alvin Robertson led the NBA in steals for the second consecutive season.
- The 5 millionth fan entered the HemisFair Arena on 11/13 and witnessed the Spurs 600th professional win as the Spurs defeated Cleveland 115-102 in front of a crowd of 5,335.
- Several players joined (and left) the Spurs during the season ... on 6/20 the Spurs obtained Mychal Thompson and Larry Krystkowiak from Portland in exchange for Steve Johnson ... on 12/18 the Spurs sent rookie center Kevin Duckworth to Portland for rookie forward Walter Berry ... then, on 2/13, the Spurs sent Thompson to the Lakers for Frank Brickowski and Petur Gudmundsson.


1986-87 SPURS FINAL STATISTICS (28-54)

			3-POINT						REBOUNDING									SCORING	
PLAYER	G	MIN	FGM-FGA	PCT.	FGM-FGA	PCT.	FTM-FTA	PCT.	OFF	DEF	TOT	AVG.	AST	PF-DQ	STL	TO	BLK	PTS	AVG.
Robertson	81	2697	589-1264	.466	13-48	.271	244-324	.753	186	238	424	5.2	421	264-2	260	243	35	1435	17.7
Berry	56	1567	401-758	.529	0-3	.000	186-287	.648	132	170	302	5.4	104	188-2	36	153	40	988	17.6
Mitchell	40	922	208-478	.435	1-2	.500	92-112	.821	38	65	103	2.6	38	68-0	19	51	9	509	12.7
Thompson	49	1210	230-528	.436	1-1	1.000	144-196	.735	91	185	276	5.6	87	117-0	31	77	41	605	12.3
Greenwood	79	2587	336-655	.513	3-6	.500	241-307	.785	256	527	783	9.9	237	248-3	71	161	50	916	11.6
Gilmore	82	2405	346-580	.597	0-0	.000	242-356	.680	185	394	579	7.1	150	235-2	39	178	95	934	11.4
Sundvold	76	1765	365-751	.486	50-149	.336	70-84	.833	20	78	98	1.3	315	109-1	35	97	0	850	11.2
Dawkins	81	1682	334-764	.437	14-47	.298	153-191	.801	56	113	169	2.1	290	118-0	67	120	3	835	10.3
Corbin	31	732	113-264	.428	0-0	.000	49-67	.731	52	67	119	3.8	80	81-0	38	46	3	275	8.9
Moore	55	1234	198-448	.442	22-79	.278	56-70	.800	32	68	100	1.8	250	97-0	83	102	3	474	8.6
Krystkowiak	68	1004	170-373	.456	1-12	.083	110-148	.743	77	162	239	3.5	85	141-1	22	67	12	451	6.6
Jones	49	744	119-289	.412	7-19	.368	41-52	.788	39	56	95	1.9	66	68-0	32	38	18	286	5.8
Brickowski	7	83	10-30	.333	0-4	.000	10-11	.909	8	11	19	2.7	5	13-0	6	7	2	30	4.3
Nealy	60	980	84-192	.438	4-31	.129	51-69	.739	96	188	284	4.7	83	144-1	40	36	11	223	3.7
Duckworth	14	122	18-45	.400	0-0	.000	9-14	.643	13	18	31	2.2	6	27-0	5	4	3	45	3.2
McKenzie	6	42	7-28	.250	1-2	.500	2-2	1.000	2	5	7	1.1	1	9-0	1	3	0	17	2.8
Brittain	6	29	4-9	.444	0-0	.000	1-2	.500	2	2	4	0.7	2	3-0	1	2	0	9	1.5
SPURS	82		3532-7456	.474	117-403	.290	1701-2292	.742	1285	2347	3632	44.3	2220	1930-12	786	1406	325	8882	108.3
OPPONENTS	82		3704-7310	.507	106-379	.280	1786-2364	.756	1100	2461	3561	43.4	2375	1844-16	699	1417	463	9300	113.1

28-54 (SIXTH IN MIDWEST DIVISION)

DATE	OPPONENT	W-L	SCORE	REC.	ATT.	HI-SCORER	HI-REBOUNDER
OCTOBER RECORD:							
10-31	@ Denver	L	104-134	0-1	14,835	16-Dawkins	6-Corbin
NOVEMBER RECORD:							
5-9 (HOME: 3-2, ROAD: 2-7)							
11-1	DALLAS	W	108-105	1-1	13,340	23-Mitchell	11-Greenwood
11-4	@ Chicago	L	104-111	1-2	12,282	34-Mitchell	7-Robertson
11-5	@ New Jersey	W	112-103	2-2	6,799	25-Dawkins	11-Greenwood/Thompson
11-7	@ Philadelphia	L	97-114	2-3	12,564	24-Mitchell	9-Gilmore
11-8	@ Indiana	L	97-130	2-4	14,365	22-Thompson	8-Greenwood/Thompson
11-11	@ Houston	L	96-116	2-5	16,016	17-Robertson	10-Gilmore
11-13	CLEVELAND	W	115-102	3-5	5,335	23-Thompson	17-Greenwood
11-15	PHOENIX	L	109-116	3-6	6,640	31-Mitchell	9-Greenwood
11-19	LA LAKERS	L	108-117	3-7	10,581	34-Robertson	10-Robertson
11-21	@ Portland	L	114-127	3-8	12,666	34-Robertson	9-Thompson
11-22	@ LA Clippers	W	109-102	4-8	4,831	30-Robertson	10-Greenwood
11-25	NEW JERSEY	W	117-99	5-8	5,511	21-Robertson	8-Gilmore
11-28	@ Boston	L	96-111	5-9	14,890	30-Robertson	15-Greenwood
11-29	@ Washington	L	103-116	5-10	9,549	19-Robertson/Gilmore	9-Gilmore
DECEMBER RECORD:							
3-12 (HOME: 3-4, ROAD: 0-8)							
12-2	@ Cleveland	L	105-115	5-11	6,473	23-Corbin	7-Greenwood/Gilmore
12-4	SEATTLE	L	102-109	5-12	5,893	23-Robertson	22-Greenwood
12-6	CHICAGO	W	106-97	6-12	11,939	30-Robertson	7-Gilmore/Thompson
12-9	PORTLAND	L	104-120	6-13	5,362	21-Thompson/Corbin	9-Thompson/Corbin
12-11	@ Seattle	L	107-113	6-14	5,056	19-Dawkins	15-Greenwood
12-13	GOLDEN STATE	L	102-117	6-15	6,486	21-Thompson	12-Thompson
12-16	@ Dallas	L	98-101	6-16	17,007	22-Robertson	10-Greenwood
12-17	PHOENIX	W	94-81	7-16	4,754	22-Sundvold	10-Thompson
12-19	@ Detroit	L	84-114	7-17	11,660	13-Greenwood/Sundvold	9-Gilmore
12-20	@ Atlanta	L	96-111	7-18	11,570	17-Thompson	9-Greenwood
12-22	@ New York	L	99-103	7-19	9,807	26-Dawkins	13-Gilmore
12-23	@ Milwaukee	L	108-110	7-20	11,052	25-Robertson	10-Greenwood/Thompson
12-27	DENVER	L	106-108	7-21	10,723	24-Gilmore	18-Greenwood
12-29	@ Utah	L	101-109	7-22	12,212	19-Dawkins	11-Greenwood
12-30	UTAH	W	115-109	8-22	6,465	29-Thompson	8-Robertson
JANUARY RECORD:							
7-7 (HOME: 4-3, ROAD: 3-4)							
1-3	DALLAS	L	89-106	8-23	12,858	14-Berry	9-Greenwood/Robertson
1-6	INDIANA	L	99-101	8-24	5,407	24-Mitchell/Dawkins	9-Greenwood
1-7	@ Dallas	L	102-108	8-25	15,007	25-Robertson	13-Greenwood
1-9	@ Phoenix	W	115-100	9-25	12,625	25-Robertson	13-Greenwood
1-11	@ LA Lakers	L	109-111	9-26	15,794	20-Robertson/Sundvold	9-Greenwood
1-13	@ Golden State	L	109-111	9-27	8,546	20-Jones	14-Thompson
1-14	@ Seattle	L	104-130	9-28	5,068	24-Berry	13-Berry
1-17	UTAH	W	102-91	10-28	6,071	27-Robertson	25-Gilmore
1-19	LA CLIPPERS	W	113-106	11-28	5,428	27-Robertson	11-Berry
1-21	HOUSTON	L	91-111	11-29	11,256	20-Berry	9-Robertson
1-24	NEW YORK	W	108-101	12-29	9,149	31-Greenwood	15-Greenwood
1-27	DETROIT	W	118-107	13-29	5,841	22-Sundvold	7-Gilmore
1-29	@ Sacramento	W	113-107	14-29	10,333	24-Berry	11-Greenwood
1-30	@ LA Clippers	W	124-120 (OT)	15-29	6,590	25-Robertson	15-Greenwood
FEBRUARY RECORD:							
6-7 (HOME: 6-4, ROAD: 0-3)							
2-1	MILWAUKEE	W	120-116	16-29	7,301	28-Robertson	17-Gilmore
2-3	GOLDEN STATE	W	111-103	17-29	5,926	24-Gilmore	23-Greenwood
2-5	SEATTLE	W	117-111	18-29	7,548	25-Sundvold	18-Greenwood
2-10	@ Houston	L	92-115	18-30	16,016	16-Berry/Sund/Dawkins	10-Greenwood
2-11	WASHINGTON	L	108-133	18-31	6,857	24-Berry	10-Berry
2-13	LA CLIPPERS	L	96-110	18-32	7,506	29-Robertson	13-Greenwood
2-14	@ Utah	L	95-108	18-33	12,212	18-Berry	11-Berry
2-17	DENVER	W	131-126 (OT)	19-33	5,607	23-Robertson	13-Gilmore
2-20	@ Dallas	L	107-122	19-34	17,007	24-Sundvold	9-Robertson
2-21	BOSTON	L	113-121	19-35	15,786	29-Berry	15-Greenwood
2-24	SACRAMENTO	L	106-112	19-36	7,306	25-Mitchell	8-Berry
2-26	PHILADELPHIA	W	96-94	20-36	11,947	23-Berry/Robertson	7-Gilmore
2-28	DALLAS	W	123-98	21-36	10,919	30-Robertson	12-Greenwood
MARCH RECORD:							
5-10 (HOME: 3-3, ROAD: 2-7)							
3-2	HOUSTON	L	100-105	21-37	7,947	26-Robertson	11-Greenwood
3-5	@ Denver	L	104-121	21-38	9,124	15-Berry/Robertson	11-Greenwood/Gilmore
3-6	SACRAMENTO	W	130-119	22-38	5,606	27-Robertson/Mitchell	6-Greenwood/Moore
3-8	@ Golden State	L	111-137	22-39	9,914	16-Greenwood	11-Greenwood
3-10	ATLANTA	L	106-113	22-40	8,769	27-Berry	10-Greenwood
3-12	@ Houston	L	112-121	22-41	16,279	19-Sundvold	16-Nealy
3-14	PHOENIX	W	121-108	23-41	7,791	21-Berry	11-Greenwood
3-16	@ Seattle	L	111-122	23-42	12,934	24-Kryskowiak	10-Robertson
3-17	@ Sacramento	W	108-106	24-42	10,333	30-Robertson	10-Robertson
3-20	@ LA Lakers	L	115-147	24-43	17,505	26-Berry	8-Nealy
3-22	@ LA Clippers	W	116-112 (OT)	25-43	6,449	25-Moore	16-Gilmore
3-24	HOUSTON	W	103-97	26-43	8,702	24-Gilmore	15-Greenwood
3-27	@ Utah	L	133-144	26-44	12,212	23-Nealy	12-Greenwood/Nealy
3-29	PORTLAND	L	113-135	26-45	8,784	24-Berry/Sundvold	15-Gilmore
3-31	@ Denver	L	106-111	26-46	8,214	21-Moore	14-Greenwood
APRIL RECORD:							
2-8 (HOME: 2-4, ROAD: 0-4)							
4-1	UTAH	L	104-107	26-47	7,745	21-Berry/Gilmore	12-Greenwood
4-3	DENVER	L	106-116	26-48	6,469	27-Berry	14-Greenwood
4-5	GOLDEN STATE	L	119-120 (OT)	26-49	5,838	25-Robertson	12-Greenwood
4-8	SACRAMENTO	L	110-111	26-50	5,276	20-Berry/Greenwood	13-Greenwood
4-10	@ LA Lakers	L	121-131	26-51	17,505	24-Kryskowiak	16-Greenwood
4-11	@ Phoenix	L	116-136	26-52	10,595	22-Gilmore/Dawkins	10-Nealy
4-13	@ Sacramento	L	118-123	26-53	10,333	27-Berry/Greenwood	14-Berry
4-15	PORTLAND	W	123-112	27-53	6,827	27-Berry	12-Greenwood
4-17	LA LAKERS	W	115-103	28-53	12,872	23-Greenwood	15-Nealy
4-19	@ Portland	L	134-144	28-54	12,666	28-Dawkins	8-Gilmore

1987-88 RECAP



Johnny Dawkins

RECORD

31-51 (23-18 home: 8-33 road)
Fifth in Midwest Division

HONORS

Alvin Robertson, All-Defensive Second Team

Alvin Robertson, NBA All-Star
Greg Anderson, NBA All-Rookie Team

PLAYOFFS

Lost to Los Angeles, First Round, 3-0

SPURS LEADERS

Scoring: Alvin Robertson 19.6 ppg
Rebounding: Frank Brickowski 6.9 rpg
Assists: Johnny Dawkins 7.4 apg

Head Coach: Bob Weiss

Assistant: Lee Rose

1987-88 SEASON NOTES

- The biggest day of the season occurred during the summer and happened off the court ... on 6/22 the Spurs used the number one pick in the 1987 NBA Draft to select David Robinson of the Naval Academy ... on the same day the Spurs shipped aging center Artis Gilmore to Chicago in exchange for a second-round selection in the 1988 Draft.
- Robinson signed a contract with the Spurs on 11/6 and – before beginning his two-year tour with the Navy – the Admiral witnessed the Spurs lose to the defending NBA Champion Lakers 133-124.
- The Spurs paid tribute to George Gervin on 12/5 as his #44 jersey was retired by the franchise, joining James Silas as the second player in Spurs history to have his number retired.

1987-88 SPURS FINAL STATISTICS (31-51)


			3-POINT						REBOUNDING										SCORING	
PLAYER	G	MIN	FGM-FGA	PCT.	FGM-FGA	PCT.	FTM-FTA	PCT.	OFF	DEF	TOT	AVG.	AST	PF-DQ	STL	TO	BLK	PTS	AVG.	
Robertson	82	2978	655-1408	.465	27-95	.284	273-365	.748	165	333	498	6.1	557	300-4	243	251	69	1610	19.6	
Berry	73	1922	540-960	.563	0-0	.000	192-320	.600	176	219	395	5.4	110	207-2	55	162	63	1272	17.4	
Brickowski	70	2227	425-805	.528	1-5	.200	268-349	.768	167	316	483	6.9	266	275-11	74	207	36	1119	16.0	
Dawkins	65	2179	405-835	.485	19-61	.311	198-221	.896	66	138	204	3.1	480	95-0	88	154	2	1027	15.8	
Mitchell	68	1501	378-784	.482	3-12	.250	160-194	.825	54	144	198	2.9	68	101-0	31	52	13	919	13.5	
Anderson	82	1984	379-756	.501	1-5	.200	198-328	.604	161	352	513	6.3	79	228-1	54	143	122	957	11.7	
Wood	38	830	120-282	.426	43-108	.398	69-91	.758	16	35	51	1.3	155	44-0	22	34	1	352	9.3	
Greenwood	45	1236	151-328	.460	0-2	.000	83-111	.748	92	208	300	6.7	97	134-2	33	74	22	385	8.6	
Sundvold	52	1024	176-379	.464	26-64	.406	43-48	.896	14	34	48	0.9	183	54-0	27	57	2	421	8.1	
Gudmundsson	69	1017	139-280	.496	0-1	.000	117-145	.807	93	230	323	4.7	86	197-5	18	103	61	395	5.7	
Wilson	18	373	36-99	.364	9-25	.360	23-29	.793	1	25	26	1.4	63	34-0	17	21	3	104	5.8	
Davis	16	187	42-97	.433	1-15	.067	7-10	.700	15	23	38	2.4	17	25-0	0	13	3	92	5.8	
Myers	22	328	43-95	.453	0-4	.000	26-39	.667	11	26	37	1.7	48	30-0	17	33	6	112	5.1	
Nimphius	72	919	128-257	.498	0-1	.000	60-83	.723	62	91	153	2.1	53	141-2	22	49	56	316	4.4	
Reliford	4	42	5-8	.625	0-0	.000	6-8	.750	2	5	7	1.8	1	3-0	0	4	3	16	4.0	
Zevenbergen	8	58	15-27	.556	0-0	.000	0-2	.000	4	9	13	1.6	3	12-0	3	4	1	30	3.8	
Blackwell	10	112	15-41	.366	2-11	.182	5-6	.833	2	4	6	0.6	18	16-0	3	8	0	37	3.7	
Nealy	68	837	50-109	.459	1-2	.500	41-63	.651	82	140	222	3.3	49	94-0	29	27	5	142	2.1	
Moore	4	51	4-9	.444	0-1	.000	0-0	.000	1	3	4	1.0	11	1-0	3	4	0	8	2.0	
SPURS	82		3706-7559	.490	133-412	.323	1769-2412	.733	1184	2335	3519	42.9	2344	1991-27	739	1418	468	9314	113.6	
OPPONENTS	82		3851-7678	.502	157-450	.349	1855-2390	.776	1292	2513	3805	46.4	2470	1969-13	690	1427	537	9714	118.5	

1987-88 GAME-BY-GAME

31-51 (FIFTH IN MIDWEST DIVISION)

DATE	OPPONENT	W-L	SCORE	REC.	ATT.	HI-SCORER	HI-REBOUNDER
NOVEMBER RECORD:							
11-6	@ Houston	L	102-108	0-1	16,611	21-Dawkins	9-Berry
11-7	DALLAS	W	130-106	1-1	14,172	30-Robertson	7-Brickowski/Nealy
11-10	LA LAKERS	W	124-133	1-2	13,751	28-Berry	11-Greenwood
11-12	SEATTLE	W	123-118	2-2	6,399	28-Dawkins	8-Brickowski/Anderson
11-14	@ Phoenix	L	113-124	2-3	9,686	22-Dawkins	7-Roberts/Gudmundsson
11-15	@ LA Lakers	L	130-147	2-4	17,505	23-Greenwood	8-Greenwood/Robertson
11-17	LA CLIPPERS	W	122-121 (OT)	3-4	8,892	24-Anderson	9-Anderson
11-20	@ Denver	L	142-156	3-5	8,831	31-Anderson	9-Gudmundsson
11-21	UTAH	W	120-119	4-5	7,459	22-Berry	8-Greenwood/Brickowski
11-23	@ New York	W	117-112	5-5	10,124	26-Dawkins	11-Berry
11-25	@ Indiana	L	122-133	5-6	10,655	22-Brickowski	13-Anderson
11-27	@ Detroit	L	111-143	5-7	30,743	18-Gudmundsson	9-Gudmundsson
11-28	@ Atlanta	L	100-124	5-8	12,215	21-Gudmundsson	11-Gudmundsson
DECEMBER RECORD:							
12-2	HOUSTON	W	97-93	6-8	8,025	20-Dawkins	15-Brickowski
12-5	CHICAGO	W	110-101	7-8	15,786	20-Dawkins	12-Brickowski
12-8	UTAH	W	105-100	8-8	5,263	27-Brickowski	13-Greenwood
12-12	PHOENIX	W	129-110	9-8	7,262	30-Robertson	13-Gudmundsson
12-15	@ New Jersey	L	95-104	9-9	8,010	29-Brickowski	15-Brickowski
12-16	@ Philadelphia	L	102-114	9-10	9,278	24-Wood	14-Gudmundsson
12-18	DENVER	W	133-114	10-10	7,401	30-Berry	15-Brickowski
12-20	@ Portland	L	126-148	10-11	12,666	27-Wood	9-Berry
12-22	@ Sacramento	L	96-120	10-12	10,333	29-Robertson	6-Berry/Anderson
12-23	@ LA Clippers	W	111-97	11-12	7,763	31-Robertson	15-Greenwood
12-26	GOLDEN STATE	W	105-96	12-12	10,632	24-Robertson	12-Greenwood
12-30	SACRAMENTO	W	140-108	13-12	7,294	25-Dawkins	9-Greenwood
JANUARY RECORD:							
1-2	DALLAS	L	109-116	13-13	12,426	28-Berry	13-Berry
1-4	@ LA Lakers	L	115-133	13-14	17,505	20-Robertson	9-Greenwood
1-5	@ Golden State	L	119-129	13-15	5,981	35-Robertson	9-Berry
1-7	@ Sacramento	W	124-119	14-15	10,333	30-Dawkins	9-Brickowski/Anderson
1-9	@ Seattle	L	133-141	14-16	11,565	37-Robertson	13-Anderson
1-13	ATLANTA	L	110-120	14-17	10,183	28-Berry	15-Gudmundsson
1-14	INDIANA	L	108-112	14-18	6,841	25-Robertson	11-Gudmundsson
1-15	PORTLAND	L	120-121	14-19	9,523	21-Brickowski/Wood	12-Brickowski/Nealy
1-19	MILWAUKEE	W	110-104	15-19	6,133	26-Brickowski	9-Greenwood/Robertson
1-22	@ Utah	L	106-119	15-20	12,212	24-Wood	15-Brickowski
1-23	LA CLIPPERS	W	106-100	16-20	7,369	25-Mitchell	10-Robertson
1-26	@ Dallas	L	111-125	16-21	17,007	21-Robertson	7-Anderson
1-27	CLEVELAND	L	102-112	16-22	5,940	27-Berry	10-Berry
1-30	SEATTLE	W	112-132 (OT)	17-22	8,319	23-Robertson	14-Anderson
FEBRUARY RECORD:							
2-2	NEW JERSEY	W	118-106	18-22	5,400	28-Berry	10-Berry/Brickowski
2-4	DENVER	W	123-129	18-23	5,587	29-Robertson	12-Brickowski
2-9	@ Denver	L	108-136	18-24	8,492	25-Dawkins	7-Brickowski
2-10	BOSTON	L	120-136	18-25	15,770	32-Robertson	10-Brickowski
2-12	LA LAKERS	L	132-133	18-26	5,770	28-Robertson/Brick	9-Robertson
2-15	GOLDEN STATE	W	122-126	18-27	5,484	31-Berry	14-Robertson
2-18	@ Phoenix	W	122-114	19-27	10,086	31-Robertson	9-Brickowski
2-19	WASHINGTON	L	102-106	19-28	5,147	26-Brickowski	10-Nealy
2-21	@ Portland	L	112-117	19-29	12,666	27-Mitchell	14-Greenwood
2-22	@ Golden State	L	111-123	19-30	7,992	29-Anderson	21-Anderson
2-24	PHILADELPHIA	W	123-121 (OT)	20-30	6,766	23-Robertson	10-Anderson/Brickowski
2-26	HOUSTON	W	111-107	21-30	11,056	30-Berry	12-Anderson
2-28	@ Houston	L	95-108	21-31	16,611	16-Berry	10-Anderson
MARCH RECORD:							
3-1	PHOENIX	W	114-109	22-31	5,151	29-Berry	13-Anderson
3-4	@ SACRAMENTO	L	132-134	22-32	6,347	28-Mitchell	7-Berry
3-5	@ Utah	L	106-125	22-33	12,444	23-Mitchell	6-Gud/Mitchell/Greenwood
3-6	@ Milwaukee	L	101-119	22-34	11,062	23-Robertson	10-Brickowski
3-9	@ Boston	L	118-119	22-35	14,890	20-Mitchell	8-Gudmundsson
3-11	@ Cleveland	L	107-117	22-36	12,294	20-Berry	8-Anderson/Brickowski
3-12	@ Chicago	L	92-112	22-37	18,368	29-Berry	8-Dawkins
3-14	@ Washington	L	106-112	22-38	5,236	22-Berry	8-Anderson
3-16	LA CLIPPERS	W	113-110	23-38	5,066	31-Mitchell	12-Anderson
3-18	SEATTLE	L	110-118 (OT)	23-39	7,353	29-Mitchell	9-Anderson
3-19	UTAH	W	113-110	24-39	6,351	25-Nimphus	12-Robertson
3-21	NEW YORK	L	133-121	24-40	5,802	27-Berry	8-Brick/Robertson/Nealy
3-22	@ Denver	L	109-136	24-41	10,746	24-Sundvold	7-Anderson/Robertson
3-25	DETROIT	W	107-106	25-41	8,596	25-Sundvold	13-Anderson
3-26	@ Dallas	L	112-131	25-42	17,007	26-Dawkins	9-Anderson
3-29	PORTLAND	L	113-136	25-43	7,842	25-Robertson	9-Berry
3-31	@ Seattle	W	117-115	26-43	9,210	21-Robertson	11-Anderson
APRIL RECORD:							
4-1	@ LA Clippers	W	106-91	27-43	8,966	28-Brickowski	9-Brickowski/Anderson
4-3	@ Portland	L	107-110	27-44	12,606	22-Mitchell	13-Anderson
4-5	@ Golden State	W	117-104	28-44	8,263	26-Robertson	9-Anderson
4-6	@ Sacramento	L	108-115	28-45	10,333	23-Robertson	9-Berry
4-8	DENVER	L	124-129	28-46	6,697	36-Mitchell	13-Robertson
4-12	HOUSTON	W	127-119	29-46	6,673	34-Brickowski	15-Brickowski
4-13	@ Phoenix	L	118-123	29-47	10,822	31-Robertson	9-Berry
4-15	SACRAMENTO	W	118-112	30-47	5,049	25-Sundvold	8-Anderson
4-16	@ Utah	L	82-107	30-48	12,444	14-Mitchell/Nimphus	9-Gudmundsson
4-19	LA LAKERS	L	126-133	30-49	12,456	40-Robertson	10-Anderson
4-21	@ Houston	W	117-116	31-49	16,611	24-Robertson	11-Gudmundsson
4-22	@ Dallas	L	96-127	31-50	17,007	20-Robertson	10-Gudmundsson
4-24	DALLAS	L	109-119	31-51	7,297	28-Anderson	11-Anderson

1988-89 RECAP



Willie Anderson

RECORD

21-61 (18-23 home: 3-38 road)
Fifth in Midwest Division

HONORS

Willie Anderson, NBA All-Rookie First Team

PLAYOFFS

None

SPURS LEADERS

Scoring: Willie Anderson 18.6 ppg

Rebounding: Greg Anderson 8.2 rpg

Assists: Johnny Dawkins 7.0 apg

Head Coach: Larry Brown

Assistants: Gregg Popovich, R.C. Buford,
Alvin Gentry & Ed Manning

1988-89 SEASON NOTES

- On 5/28 Red McCombs became full owner of the Spurs, purchasing the team from his fellow investors for \$47 million ... one of McCombs first moves was to fire Bob Weiss and hire Larry Brown as head coach.
- The Spurs finished the season with a 21-61 record ... the Spurs were just 3-38 on the road during the year and set a club record with 20-straight losses on the road.
- A total of 22 players suited up for the Spurs during the season and Greg Anderson was the only player to appear in all 82 games for the Spurs.
- Rookie Willie Anderson was one of the few bright spots for San Antonio ... he was named to the NBA All-Rookie First Team and he became the first Spur rookie ever to lead the team in scoring, averaging 18.6 points per game ... Anderson was the runner-up in Rookie of the Year voting behind Mitch Richmond of the Kings.


1988-89 SPURS FINAL STATISTICS (21-61)

PLAYER	G	GS	MIN	3-POINT						REBOUNDING			SCORING						
				FGM-FGA	PCT.	FGM-FGA	PCT.	FTM-FTA	PCT.	OFF	DEF	TOT	AST	PF-DQ	STL	TO	BLK	PTS	AVG.
W. Anderson	81	79	2738	640-1285	.498	4-21	.190	224-289	.775	152	265	417	372	295-8	150	261	62	1508	18.6
Robertson	65	65	2287	465-962	.483	9-45	.200	183-253	.723	157	227	384	393	259-6	197	231	36	1122	17.3
Dawkins	32	30	1083	177-400	.443	0-4	.000	100-112	.893	32	69	101	224	64-0	55	111	0	454	14.2
G. Anderson	82	56	2401	460-914	.503	0-3	.000	207-403	.514	255	421	676	61	221-2	102	180	103	1127	13.7
Brickowski	64	60	1822	337-654	.515	0-2	.000	201-281	.715	148	258	406	131	252-10	102	165	35	875	13.7
Maxwell	79	36	2065	357-827	.432	32-129	.248	181-243	.745	49	153	202	301	136-0	86	178	8	927	11.7
Cook	36	0	757	147-315	.467	6-31	.194	46-56	.821	21	38	59	84	77-0	43	62	4	346	9.6
Vincent	24	3	551	91-219	.416	0-1	.000	35-51	.686	36	56	92	22	52-0	5	37	3	217	9.0
Bowie	18	5	438	72-144	.500	1-5	.200	10-15	.667	25	31	56	29	43-1	18	22	4	155	8.6
Natt	10	0	185	25-66	.379	0-0	.000	35-48	.729	16	16	32	11	19-0	2	19	2	85	8.5
Greenwood	38	15	912	105-247	.425	0-0	.000	84-105	.800	92	146	238	55	123-2	30	55	24	294	7.7
King	46	11	791	141-327	.431	8-32	.250	37-48	.771	33	107	140	79	97-2	27	74	7	327	7.1
Comegys	67	10	1119	166-341	.487	0-2	.000	106-161	.658	112	122	234	30	160-2	42	85	63	438	6.5
M. Anderson	36	12	730	73-175	.417	1-7	.143	57-82	.695	44	45	89	153	64-0	44	84	3	204	5.7
Smrek	43	18	623	72-153	.471	0-0	.000	49-76	.645	42	87	129	12	102-2	13	48	58	193	4.5
Gudmundsson	5	3	70	9-25	.360	0-0	.000	3-4	.750	5	11	16	5	15-0	1	8	1	21	4.2
Jones	7	0	92	9-25	.360	0-0	.000	8-13	.615	6	10	16	7	8-0	2	7	2	26	3.7
Roth	47	3	464	52-143	.364	2-10	.200	52-76	.684	20	36	56	48	55-0	19	33	4	158	3.4
Whitehead	52	4	580	69-176	.392	0-0	.000	30-45	.667	49	80	129	17	107-1	22	22	4	168	3.2
Mitchell	2	0	33	2-9	.222	0-0	.000	1-4	.250	1	2	3	1	2-0	1	4	0	5	2.5
Smart	2	0	12	0-2	.000	0-1	.000	2-2	1.000	0	1	1	2	0-0	0	2	0	2	1.0
Stroeder	1	0	2	0-0	.000	0-0	.000	0-0	.000	0	0	0	0	2-0	0	1	0	0	0.0
SPURS	82			3469-7409	.468	63-293	.215	1651-2367	.698	1295	2181	3476	2037	2153-36	961	1712	423	8652	105.5
OPPONENTS	82			3486-7148	.488	172-532	.323	2105-2714	.776	1256	2462	3718	2062	1938-21	915	1728	545	9249	112.8

21-61 (FIFTH IN MIDWEST DIVISION)

DATE	OPPONENT	W-L	SCORE	REC.	ATT.	HI-SCORER	HI-REBOUNDER
NOVEMBER RECORD: 5-8 (HOME: 4-3, ROAD: 1-5)							
11-5	LA LAKERS	W	122-107	1-0	15,861	30-Robertson/W. And.	8-Robertson
11-8	@ Houston	L	102-120	1-1	16,611	22-Dawkins	13-G. Anderson
11-9	MIAMI	W	117-93	2-1	9,226	29-W. Anderson	7-Greenwd/G. And/Dawk
11-11	@ Dallas	L	102-115	2-2	17,007	19-Cook	10-Greenwd/G. And/Robt
11-12	UTAH	L	96-105	2-3	11,889	30-Dawkins	17-G. Anderson
11-16	DETROIT	L	88-94	2-4	11,991	19-Dawkins/G. And.	13-G. Anderson
11-17	@ Denver	L	112-139	2-5	10,079	23-Dawkins	4-Grnwd/W. And/Dawk
11-19	CHARLOTTE	L	105-107	2-6	10,863	24-W. And/Robertson	13-G. Anderson
11-23	ATLANTA	W	119-109	3-6	11,874	22-W. And/G. And/Rob	12-G. Anderson
11-25	@ Utah	L	95-115	3-7	12,444	24-G. Anderson	9-G. Anderson
11-26	PHOENIX	W	117-104	4-7	10,583	34-Robertson	11-G. Anderson/Robertson
11-29	@ Atlanta	L	104-120	4-8	13,133	26-G. Anderson	17-G. Anderson
11-30	@ Miami	W	105-101	5-8	14,298	27-Robertson	8-Robertson/Brickowski
DECEMBER RECORD: 2-12 (HOME: 2-5, ROAD: 0-7)							
12-3	NEW YORK	W	122-109	6-8	12,826	23-Robertson	8-G. Anderson
12-6	SEATTLE	L	107-112	6-9	8,557	28-Robertson	9-G. Anderson
12-8	CLEVELAND	L	95-104	6-10	9,521	19-Dawkins	10-Brickowski
12-11	@ Portland	L	123-128 (OT)	6-11	12,848	25-Brickowski	12-Brickowski
12-13	@ Sacramento	L	89-108	6-12	16,517	21-Dawkins	10-Greenwood
12-15	@ Seattle	L	107-122	6-13	9,117	27-W. Anderson	17-G. Anderson
12-17	GOLDEN STATE	L	113-123	6-14	9,162	25-W. Anderson	9-G. Anderson
12-18	@ Houston	L	109-120	6-15	16,611	29-G. Anderson	10-G. Anderson
12-20	@ Phoenix	L	110-128	6-16	9,550	14-Dawkins/G. And.	7-Robertson
12-21	SACRAMENTO	W	125-107	7-16	8,879	17-G. Anderson	9-Robertson
12-23	LA CLIPPERS	L	108-114	7-17	10,443	22-W. Anderson	11-W. Anderson
12-26	@ Miami	L	109-111	7-18	15,008	23-G. Anderson	12-Brickowski
12-27	@ Dallas	L	101-110	7-19	17,007	25-Robertson	6-W. Anderson
12-30	BOSTON	L	99-112	7-20	15,861	23-G. Anderson	8-G. Anderson
JANUARY RECORD: 5-10 (HOME: 4-4, ROAD: 1-6)							
1-3	DENVER	W	129-105	8-20	7,965	24-W. Anderson	17-Greenwood
1-5	PHILADELPHIA	W	119-104	9-20	10,552	36-W. Anderson	7-W. Anderson
1-7	@ Golden State	W	104-102	10-20	13,913	36-W. Anderson	12-Greenwood
1-8	@ LA Lakers	L	96-126	10-21	17,505	19-W. Anderson	8-G. Anderson
1-11	HOUSTON	L	117-122 (OT)	10-22	11,966	29-Maxwell	13-Greenwood
1-12	@ Utah	L	91-115	10-23	12,444	16-Brickowski	10-G. Anderson
1-14	PORTLAND	L	99-103	10-24	12,864	27-Robertson	12-Greenwood
1-16	@ New York	L	106-116	10-25	19,591	20-W. Anderson	12-G. Anderson
1-17	@ New Jersey	L	112-117	10-26	8,534	25-W. Anderson	9-G. And/Brick/Grnwd
1-19	@ Washington	L	112-115	10-27	6,146	30-Robertson	9-Brickowski
1-23	MIAMI	W	119-101	11-27	9,404	26-W. Anderson	7-Greenwood
1-25	UTAH	L	103-107	11-28	9,925	25-G. Anderson	10-Greenwood
1-27	@ Dallas	L	82-126	11-29	17,007	16-Brickowski/Natt	9-G. And/Brick
1-28	HOUSTON	L	91-96	11-30	15,496	23-Maxwell	8-G. Anderson
1-31	DENVER	W	117-111	12-30	8,041	26-Maxwell	13-G. Anderson
FEBRUARY RECORD: 1-12 (HOME: 0-3, ROAD: 1-9)							
2-3	@ LA Clippers	W	106-101	13-30	9,450	21-Maxwell	12-G. Anderson
2-4	@ Portland	L	100-137	13-31	12,848	15-G. And/W. And	12-G. Anderson
2-7	@ Sacramento	L	99-114	13-32	16,517	26-W. Anderson	7-G. Anderson/Brickowski
2-9	CHICAGO	L	103-108	13-33	15,861	19-Brick/W. And/Max	9-Brickowski
2-14	@ Seattle	L	113-129	13-34	11,506	18-W. Anderson	7-G. Anderson
2-15	@ Golden State	L	96-133	13-35	13,941	21-M-Anderson	9-Brickowski
2-18	@ Utah	L	93-107	13-36	12,444	22-Brickowski	9-Comegys
2-20	DALLAS	L	93-105	13-37	9,326	24-Brickowski	8-King
2-22	GOLDEN STATE	L	107-118	13-38	9,427	26-Brickowski	18-G. Anderson
2-24	@ Indiana	L	93-112	13-39	10,306	22-Maxwell	9-G. And/Comegys
2-25	@ Charlotte	L	113-124	13-40	23,388	28-W. Anderson	10-Brickowski
2-27	@ Milwaukee	L	96-105	13-41	14,862	22-Brickowski	10-G. Anderson
2-28	@ Chicago	L	102-121	13-42	17,416	22-W. Anderson	8-W. Anderson
MARCH RECORD: 6-10 (HOME: 6-2, ROAD: 0-8)							
3-2	@ Cleveland	L	84-112	13-43	17,996	16-G. And/Comegys	7-G. Anderson
3-4	DENVER	W	106-89	14-43	11,940	24-Brickowski	9-Comegys/Brickowski
3-7	PORTLAND	L	103-116	14-44	8,592	27-Brickowski	8-W. Anderson
3-9	NEW JERSEY	W	112-98	15-44	10,484	29-Robertson	10-G. Anderson
3-11	DALLAS	W	97-90	16-44	12,748	20-W. Anderson	9-G. Anderson
3-13	LA CLIPPERS	L	103-115	16-45	9,402	20-W. Anderson	7-Comegys/G. And.
3-15	MILWAUKEE	W	110-108	17-45	8,778	25-W. Anderson	11-G. Anderson
3-16	@ Denver	L	102-119	17-46	12,083	19-Maxwell	11-Vincent/Smrek
3-18	UTAH	W	114-98	18-46	13,228	27-Robertson	11-Robertson
3-20	@ Boston	L	108-119	18-47	14,890	20-Brickowski	9-Brickowski/Smrek
3-22	@ Detroit	L	94-115	18-48	21,454	20-Brickowski	7-Brickowski
3-24	@ Philadelphia	L	122-135	18-49	13,128	26-Brickowski	6-Brickowski
3-25	@ Miami	L	105-107	18-50	14,298	30-W. Anderson	10-Robertson
3-28	WASHINGTON	W	130-114	19-50	10,139	29-W. Anderson	10-G. Anderson
3-30	@ LA Lakers	L	98-138	19-51	17,505	17-W. Anderson	11-G. Anderson
3-31	@ LA Clippers	L	106-109	19-52	10,599	24-W. And/Robertson	15-Brickowski
APRIL RECORD: 2-9 (HOME: 2-6, ROAD: 0-3)							
4-4	MIAMI	W	109-87	20-52	9,736	22-W. Anderson	12-G. Anderson
4-6	SACRAMENTO	W	122-116	21-52	10,859	28-Maxwell	9-Robertson
4-8	INDIANA	L	126-128 (OT)	21-53	11,045	31-W. Anderson	10-Robertson
4-10	SEATTLE	L	89-102	21-54	12,448	22-W. Anderson	8-Robertson
4-12	LA LAKERS	L	100-107	21-55	15,861	22-Maxwell	7-W. Anderson
4-14	DALLAS	L	110-118	21-56	10,720	24-Robertson	9-Robertson
4-15	@ Phoenix	L	91-137	21-57	14,471	23-Robertson	10-G. Anderson
4-17	@ Houston	L	91-99	21-58	16,611	20-Vincent	8-G. And/Whitehead
4-19	HOUSTON	L	84-99	21-59	12,176	18-Robertson	8-G. Anderson
4-20	@ Denver	L	113-136	21-60	13,163	24-Bowie	9-G. Anderson
4-22	PHOENIX	L	111-121	21-61	12,995	24-W. Anderson	8-W. Anderson

1989-90 RECAP



David Robinson

RECORD

56-26 (34-7 home: 22-19 road)
First in Midwest Division

HONORS

David Robinson, NBA Rookie of the Year
David Robinson, IBM Award
David Robinson, All-NBA Third Team
David Robinson, All-Defensive Second Team
David Robinson, NBA All-Star
David Robinson, NBA All-Rookie First Team
Sean Elliott, NBA All-Rookie Second Team
Bob Bass, NBA Executive of the Year

PLAYOFFS

Defeated Denver, First Round, 3-0
Lost to Portland,
Western Conference Semifinals, 4-3

SPURS LEADERS

Scoring: David Robinson 24.3 ppg
Rebounding: David Robinson 12.0 rpg
Assists: Rod Strickland 8.0 apg

Head Coach: Larry Brown
Assistants: Gregg Popovich, R.C. Buford & Alvin Gentry

1989-90 SEASON NOTES

- The Spurs made several moves during the off-season and assembled a new-look team for the 1989-90 season ... on 5/28 the Spurs obtained All-Star forward Terry Cummings from Milwaukee in exchange for Alvin Robertson ... in the 1989 NBA Draft the Spurs selected forward Sean Elliott with the third overall choice ... and on 8/28 the Spurs sent Johnny Dawkins and Jay Vincent to the Sixers in exchange for Maurice Cheeks, David Wingate and Christian Welp ... in addition, Caldwell Jones and Zarko Paspalj were signed as free agents ... of course the biggest addition was David Robinson, who completed his two-year Navy commitment ... in all, nine new faces were on the Spurs 1989-90 roster.
- All the moves worked as the Spurs set what was an NBA record at the time for the biggest turnaround between two seasons, increasing their win total by 35 over the 1988-89 campaign (56 wins vs. 21 in '88-89).
- David Robinson was named the NBA Rookie of the Month each month of the season.
- The Spurs made one final big move during the season, sending Mo Cheeks to the Knicks in exchange for Rod Strickland on 2/21 ... on the same day the Spurs traded guard Vernon Maxwell to the Rockets for cash.


1989-90 SPURS FINAL STATISTICS (56-26)

PLAYER	G	GS	MIN	3-POINT					REBOUNDING								SCORING		
				FGM-FGA	PCT.	FGM-FGA	PCT.	FTM-FTA	PCT.	OFF	DEF	TOT	AST	PF-DQ	STL	TO	BLK	PTS	AVG.
Robinson	82	81	3002	690-1300	.531	0-2	.000	613-837	.732	303	680	983	164	259-3	138	257	319	1993	24.3
Cummings	81	78	2821	728-1532	.475	19-59	.322	343-440	.780	226	451	677	219	286-1	110	202	52	1818	22.4
Anderson	82	81	2788	532-1082	.492	7-26	.269	217-290	.748	115	257	372	364	252-3	111	198	58	1288	15.7
Strickland	31	24	1121	173-370	.468	2-9	.222	91-148	.615	47	86	133	249	89-3	57	85	6	439	14.2
Cheeks	50	49	1766	215-450	.478	1-9	.111	114-137	.832	39	128	167	302	46-0	82	85	5	545	10.9
Elliott	81	69	2032	311-647	.481	1-9	.111	187-216	.866	127	170	297	154	172-0	45	112	14	810	10.0
Maxwell	49	2	1118	133-306	.435	15-52	.288	59-95	.621	35	106	141	146	79-0	42	71	5	340	6.9
Wingate	78	2	1856	220-491	.448	0-13	.000	87-112	.777	62	133	195	208	154-2	89	127	18	527	6.8
Brickowski	78	12	1438	211-387	.545	0-2	.000	95-141	.674	89	238	327	105	226-4	66	93	37	517	6.6
Williams	10	0	68	19-42	.452	0-5	.000	4-6	.667	3	5	8	5	16-0	1	4	3	42	4.2
Paspalj	28	1	181	27-79	.342	0-1	.000	18-22	.818	15	15	30	10	37-0	3	21	7	72	2.6
Jones	72	2	885	67-144	.465	1-5	.200	38-54	.704	76	154	230	20	146-2	20	48	27	173	2.4
Moore	53	8	516	47-126	.373	8-34	.235	16-27	.593	16	36	52	82	55-0	32	39	3	118	2.2
Blab	7	0	50	6-11	.545	0-0	.000	3-6	.500	1	8	9	1	9-0	0	5	0	15	2.1
Lebo	4	0	32	2-7	.286	0-0	.000	2-2	1.000	2	2	4	3	7-0	2	1	0	6	1.5
Welp	13	1	56	7-23	.304	0-0	.000	1-2	.500	7	5	12	5	21-0	1	6	0	15	1.2
SPURS	82			3388-6997	.484	54-226	.239	1888-2535	.745	1163	2474	3637	2037	1854-18	799	1399	554	8718	106.3
OPPONENTS	82			3269-7090	.461	231-624	.370	1663-2169	.767	1125	2241	3366	1967	1919-20	760	1420	416	8432	102.8

56-26 (FIRST IN MIDWEST DIVISION)

DATE	OPPONENT	W-L	SCORE	REC.	ATT.	HI-SCORER	HI-REBOUNDER
NOVEMBER RECORD:							
11-4	LA LAKERS	W	106-98	1-0	15,868	23-Robinson	17-Robinson
11-6	PORTLAND	L	104-108	1-1	14,278	21-Cummings	18-Robinson
11-10	@ Utah	L	92-106	1-2	12,616	27-Robinson	13-Robinson
11-11	DENVER	W	122-108	2-2	15,198	28-Robinson	11-Robinson
11-14	@ Milwaukee	L	97-108	2-3	14,120	22-Anderson	8-Anderson
11-15	@ Minnesota	W	86-76	3-3	20,382	22-Cummings	13-Robinson
11-17	@ Philadelphia	L	101-108	3-4	18,168	20-Robinson	14-Robinson
11-18	@ New Jersey	W	110-95	4-4	13,269	23-Robinson	15-Robinson
11-21	PHOENIX	W	107-98	5-4	13,726	20-Robinson	15-Robinson
11-24	@ LA Clippers	W	90-89	6-4	13,916	22-Elliott	12-Anderson
11-26	@ LA Lakers	L	112-132	6-5	17,505	25-Robinson	6-Cummings/Robinson
11-28	SEATTLE	W	117-104	7-5	12,113	32-Cummings	12-Robinson
11-30	DALLAS	W	93-89	8-5	12,110	20-Cummings	17-Robinson
DECEMBER RECORD:							
12-2	CHARLOTTE	W	118-110	9-5	13,371	32-Robinson	18-Robinson
12-6	GOLDEN STATE	W	121-119	10-5	10,588	28-Robinson	12-Cummings/Robinson
12-8	@ Dallas	W	99-93	11-5	17,007	29-Robinson	14-Robinson
12-9	NEW JERSEY	W	109-92	12-5	14,930	26-Robinson	8-Cummings
12-12	@ Atlanta	L	94-102	12-6	12,760	18-Cummings/Cheeks	7-Brickowski
12-14	HOUSTON	W	104-100	13-6	15,353	26-Cummings	10-Elliott
12-16	ORLANDO	W	125-116	14-6	12,159	29-Cummings	16-Robinson
12-20	SACRAMENTO	W	103-100	15-6	12,457	26-Cummings/Rob	15-Robinson
12-22	@ Phoenix	W	119-115	16-6	14,487	29-Cummings	11-Robinson
12-23	UTAH	W	115-98	17-6	15,910	28-Cummings	8-Robinson
12-26	@ Charlotte	W	107-82	18-6	23,901	32-Cummings	14-Robinson
12-27	@ Washington	W	107-97	19-6	13,522	34-Robinson	10-Cummings
12-29	@ Chicago	L	97-101	19-7	18,676	26-Cummings	13-Robinson
JANUARY RECORD:							
1-3	PHILADELPHIA	W	103-94	20-7	15,543	22-Cummings/Rob	13-Robinson
1-6	MINNESOTA	W	109-96	21-7	15,910	22-Cummings/Rob	11-Cummings
1-8	@ Orlando	L	102-111	21-8	15,077	32-Robinson	10-Robinson
1-9	@ Miami	W	107-102	22-8	15,008	31-Cummings	12-Robinson
1-12	@ Boston	W	97-90	23-8	14,890	21-Anderson	10-Robinson
1-13	@ New York	L	101-107	23-9	18,212	27-Cummings/Rob	10-Cummings
1-15	@ Cleveland	L	89-92	23-10	17,657	28-Robinson	12-Cummings
1-17	NEW YORK	W	101-97	24-10	15,910	26-Anderson	10-Cummings
1-19	CLEVELAND	W	104-101	25-10	15,910	32-Robinson	12-Robinson
1-20	@ Denver	L	99-126	25-11	15,817	24-Robinson	14-Brickowski
1-22	WASHINGTON	W	124-115	26-11	13,244	28-Robinson	15-Robinson
1-24	LA CLIPPERS	W	106-98	27-11	12,801	31-Cummings	15-Robinson
1-26	@ Portland	L	103-109	27-12	12,884	27-Robinson	9-Robinson
1-27	@ Seattle	L	98-109	27-13	14,519	23-Robinson	9-Cummings
1-29	@ LA Lakers	W	86-84	28-13	17,505	20-Cummings	16-Robinson
1-31	CHARLOTTE	W	129-95	29-13	13,276	52-Cummings	15-Robinson
FEBRUARY RECORD:							
2-2	@ Charlotte	W	118-107	30-13	23,901	29-Cummings	15-Robinson
2-3	CHICAGO	W	112-111	31-13	15,910	33-Robinson	21-Robinson
2-6	ATLANTA	W	105-94	32-13	13,430	23-Cummings	10-Robinson
2-8	INDIANA	L	100-105	32-14	13,626	21-Robinson	12-Cummings
2-13	@ Dallas	L	96-103	32-15	17,007	22-Cummings	11-Robinson
2-14	BOSTON	L	95-106	32-16	15,910	32-Robinson	11-Robinson
2-16	UTAH	W	100-86	33-16	15,910	27-Cummings	11-Cummings
2-17	@ Houston	W	104-102	34-16	16,611	22-Cummings	7-Cummings/Robinson
2-20	LA LAKERS	L	114-115	34-17	15,910	30-Cummings	16-Robinson
2-23	MINNESOTA	W	105-95	35-17	15,910	24-Robinson	12-Robinson
2-25	@ LA Clippers	W	107-106	36-17	14,041	26-Robinson	14-Robinson
2-26	@ Sacramento	W	106-96	37-17	17,014	24-Cummings	9-Robinson
2-28	@ Golden State	L	135-144	37-18	15,025	38-Robinson	24-Cummings
MARCH RECORD:							
3-2	GOLDEN STATE	W	131-115	38-18	15,910	41-Robinson	17-Robinson
3-3	@ Utah	L	98-112	38-19	12,616	29-Cummings	12-Robinson
3-5	HOUSTON	L	105-109	38-20	15,345	29-Robinson	9-Robinson
3-10	DENVER	W	118-111	39-20	15,910	26-Robinson	12-Cummings
3-12	@ Minnesota	W	92-88	40-20	19,834	21-Robinson	10-Cummings
3-13	@ Indiana	W	103-102	41-20	11,659	26-Robinson	15-Robinson
3-15	@ Detroit	L	98-110	41-21	21,454	25-Cummings	13-Robinson
3-17	MIAMI	W	111-98	42-21	15,910	28-Cummings	12-Cummings
3-19	@ Phoenix	W	113-102	43-21	14,487	35-Robinson	14-Robinson
3-20	@ Seattle	W	128-106	44-21	14,541	39-Robinson	11-Robinson
3-22	PORTLAND	W	107-106	45-21	15,561	29-Robinson	19-Robinson
3-24	DETROIT	W	105-98	46-21	15,910	40-Cummings	9-Robinson
3-26	@ Houston	L	95-113	46-22	16,611	24-Robinson	12-Robinson
3-27	SEATTLE	L	115-103	47-22	14,345	31-Cummings	12-Robinson
3-29	DALLAS	L	105-109	47-23	15,335	33-Robinson	10-Strickland
3-31	MILWAUKEE	W	107-100	48-23	15,910	24-Cummings	11-Cummings/Robinson
APRIL RECORD:							
4-3	MINNESOTA	L	90-92	48-24	12,568	24-Anderson	13-Robinson
4-4	@ Dallas	L	98-104	48-25	17,007	32-Robinson	12-Robinson
4-7	@ Sacramento	W	111-93	49-25	17,014	28-Cummings	10-Robinson
4-8	@ Portland	L	105-112	49-26	12,884	36-Robinson	19-Robinson
4-10	@ Golden State	W	132-122	50-26	15,025	36-Robinson	12-Robinson
4-12	LA CLIPPERS	W	105-98	51-26	15,910	32-Robinson	13-Robinson
4-14	SACRAMENTO	W	105-94	52-26	15,910	25-Cummings	9-Robinson
4-16	@ Charlotte	W	110-101	53-26	23,901	28-Anderson	12-Robinson
4-18	UTAH	W	102-93	54-26	15,910	30-Robinson	16-Robinson
4-20	@ Denver	W	112-98	55-26	17,022	26-Robinson	12-Cummings
4-22	PHOENIX	W	108-93	56-26	15,910	27-Cummings	18-Robinson

1990-91 RECAP



Rod Strickland

RECORD

55-27 (33-8 home: 22-19 road)
First in Midwest Division

HONORS

David Robinson, NBA Rebounding Title
David Robinson, IBM Award
David Robinson, All-NBA First Team
David Robinson, All-Defensive First Team
David Robinson, NBA All-Star

PLAYOFFS

Lost to Golden State, First Round, 3-1

SPURS LEADERS

Scoring: David Robinson 25.6 ppg
Rebounding: David Robinson 13.0 rpg
Assists: Rod Strickland 8.0 apg

Head Coach: Larry Brown
Assistants: Gregg Popovich & R.C. Buford

1990-91 SEASON NOTES

- During the off-season, the Spurs picked up Paul Pressey and Sidney Green via trades and Dwayne Schintzius, Tony Massenburg and Sean Higgins in the 1990 NBA Draft.
- David Robinson was the top vote-getter in the Western Conference and earned the starting center spot in the 1991 NBA All-Star Game ... Robinson led the NBA in rebounding, becoming the first Spur ever to capture an NBA Rebounding Title.
- The Spurs 55-27 record could have been better, but guard Rod Strickland missed 21 games after breaking his hand in a fight and in the 21 games he missed, the Spurs were just 10-11.
- The Spurs got win number 1,000 in franchise history on 2/26 with a 102-101 overtime win over Portland.
- Terry Cummings scored his 15,000th point on 4/5 at Chicago.


1990-91 SPURS FINAL STATISTICS (55-27)

				3-POINT								REBOUNDING								SCORING	
PLAYER	G	GS	MIN	FGM-FGA	PCT.	FGM-FGA	PCT.	FTM-FTA	PCT.	OFF	DEF	TOT	AST	PF-DQ	STL	TO	BLK	PTS	AVG.		
Robinson	82	81	3095	754-1366	.552	1-7	.143	592-777	.762	335	728	1063	208	264-5	127	270	320	2101	25.6		
Cummings	67	62	2195	503-1039	.484	7-33	.212	164-240	.683	194	327	521	157	225-5	61	131	30	1177	17.6		
Elliott	82	82	3044	478-976	.490	20-64	.313	325-402	.808	142	314	456	238	190-2	69	147	33	1301	15.9		
Anderson	75	75	2592	453-991	.457	7-35	.200	170-213	.798	68	283	351	358	226-4	79	167	46	1083	14.4		
Strickland	58	56	2076	314-651	.482	11-33	.333	161-211	.763	57	162	219	463	125-0	117	156	11	800	13.8		
Williams	22	0	354	61-127	.480	14-26	.538	35-41	.854	17	42	59	46	64-2	20	36	11	171	7.8		
Pressey	70	18	1683	201-426	.472	16-57	.281	110-133	.827	50	126	176	271	174-1	63	130	32	528	7.5		
Green	66	7	1099	177-384	.461	0-3	.000	89-105	.848	98	215	313	52	172-0	32	89	13	443	6.7		
Wingate	25	0	563	53-138	.384	1-9	.111	29-41	.707	24	51	75	46	66-0	19	42	5	136	5.4		
Lett	7	0	99	14-29	.483	0-1	.000	6-9	.667	1	6	7	7	9-0	2	8	1	34	4.9		
Johnson	47	10	742	101-209	.483	1-5	.200	38-55	.691	13	43	56	153	40-0	33	47	2	241	5.1		
Higgins	50	0	464	97-212	.458	3-19	.158	28-33	.848	18	45	63	35	53-0	8	49	1	225	4.5		
Greenwood	63	11	1018	85-169	.503	0-2	.000	69-94	.734	61	160	221	52	172-3	29	71	25	239	3.8		
Schintzius	42	7	398	68-155	.439	0-2	.000	22-40	.550	28	93	121	17	64-0	2	34	29	158	3.8		
Myers	8	1	103	10-23	.435	0-1	.000	9-11	.818	2	16	18	14	14-0	3	14	3	29	3.6		
Dinkins	10	0	144	13-33	.394	0-0	.000	8-9	.889	0	11	11	19	12-0	2	13	0	34	3.4		
Massenburg	35	0	161	27-60	.450	0-0	.000	28-45	.622	23	35	58	4	26-0	4	13	9	82	2.3		
SPURS	82			3409-6988	.488	81-297	.273	1883-2459	.766	1131	2657	3788	2140	1896-22	670	1445	571	8782	107.1		
OPPONENTS	82			3265-7289	.448	218-704	.310	1664-2187	.761	1122	2270	3392	1928	2008-31	801	1260	437	8412	102.6		

55-27 (FIRST IN MIDWEST DIVISION)

DATE	OPPONENT	W-L	SCORE	REC.	ATT.	HI-SCORER	HI-REBOUNDER
NOVEMBER RECORD: 8-4 (HOME: 5-0, ROAD: 3-4)							
11-3	LA LAKERS	W	110-99	1-0	15,908	31-Cummings	8-Cummings
11-7	DENVER	W	161-153	2-0	15,908	43-Robinson	9-Robinson
11-8	@ Utah	L	94-103	2-1	12,616	25-Cummings	10-Robinson
11-10	HOUSTON	W	111-110	3-1	15,908	32-Robinson	9-Cummings
11-13	@ Golden State	L	124-128	3-2	15,025	32-Robinson	18-Robinson
11-15	@ Sacramento	W	122-93	4-2	17,014	22-Cummings	9-Elliott
11-17	PHOENIX	W	128-114	5-2	15,908	40-Robinson	14-Robinson
11-21	MINNESOTA	W	114-100	6-2	15,908	30-Robinson	12-Cummings
11-23	@ Dallas	W	107-104	7-2	17,007	32-Robinson	13-Robinson
11-25	@ Portland	L	103-117	7-3	12,884	26-Robinson	12-Robinson
11-27	@ Seattle	W	124-111	8-3	13,293	27-Elliott	12-Robinson
11-28	@ LA Lakers	L	80-97	8-4	17,210	19-Cummings	15-Robinson
DECEMBER RECORD: 11-2 (HOME: 5-2, ROAD: 6-0)							
12-1	DALLAS	W	109-97	9-4	15,908	23-Robinson	13-Robinson
12-5	ATLANTA	L	108-110	9-5	15,908	30-Cummings	8-Robinson
12-8	BOSTON	W	102-96	10-5	15,908	27-Robinson/Anderson	17-Robinson
12-11	@ Detroit	W	95-86	11-5	21,454	27-Robinson	16-Robinson
12-12	@ Charlotte	W	92-81	12-5	23,901	24-Robinson	17-Robinson
12-14	@ Cleveland	W	116-106	13-5	16,674	23-Robinson	18-Cummings
12-15	@ Minnesota	W	90-74	14-5	19,006	26-Robinson	17-Robinson
12-18	@ Houston	W	96-95	15-5	16,611	23-Elliott	13-Robinson
12-19	DENVER	W	144-109	16-5	15,908	18-Elliott	10-Elliott
12-21	@ Phoenix	W	132-128	17-5	14,487	34-Robinson	15-Robinson
12-22	MILWAUKEE	L	98-114	17-6	15,908	25-Robinson	8-Robinson
12-26	MIAMI	W	111-97	18-6	15,908	24-Anderson	18-Robinson
12-28	SACRAMENTO	W	101-88	19-6	15,908	27-Robinson	13-Robinson
JANUARY RECORD: 12-5 (HOME: 8-1, ROAD: 4-4)							
1-2	@ Indiana	L	109-121	19-7	12,002	22-Robinson	11-Robinson
1-4	@ New Jersey	W	93-89	20-7	16,044	26-Robinson	21-Robinson
1-5	@ Orlando	W	107-90	21-7	15,077	27-Anderson	13-Robinson
1-7	@ Philadelphia	W	111-102	22-7	18,168	31-Robinson	16-Robinson
1-8	@ Atlanta	L	98-109	22-8	12,608	35-Robinson	16-Robinson
1-10	ORLANDO	W	117-111	23-8	15,908	43-Robinson	12-Robinson
1-12	UTAH	W	112-92	24-8	15,908	22-Robinson	18-Robinson
1-15	@ Utah	L	102-124	24-9	12,616	26-Robinson	9-Robinson
1-16	DALLAS	W	100-94	25-9	15,908	30-Robinson	11-Cummings
1-18	CHARLOTTE	L	110-117	25-10	15,908	26-Robinson	16-Robinson
1-19	@ Denver	W	117-108	26-10	13,851	28-Robinson	19-Robinson
1-22	LA CLIPPERS	W	106-100	27-10	15,645	30-Robinson	14-Robinson
1-24	CLEVELAND	W	111-103	28-10	15,908	30-Robinson	13-Robinson
1-26	MINNESOTA	W	112-105	29-10	15,908	26-Cummings	14-Robinson/Cummings
1-28	SEATTLE	W	119-107	30-10	15,908	28-Anderson	11-Robinson
1-29	@ Houston	L	89-91	30-11	15,002	22-Higgins	17-Robinson
1-31	CHICAGO	W	106-102	31-11	15,908	31-Robinson	17-Robinson
FEBRUARY RECORD: 4-7 (HOME: 3-3, ROAD: 1-4)							
2-2	HOUSTON	L	94-100	31-12	15,908	24-Robinson	11-Robinson
2-5	GOLDEN STATE	L	106-112	31-13	15,908	21-DR/Anderson	14-Robinson
2-7	INDIANA	W	119-108	32-13	15,908	15-Robinson	15-Robinson
2-12	WASHINGTON	W	102-92	33-13	15,908	22-Anderson	13-Green
2-14	PHOENIX	L	97-106	33-14	15,908	21-Johnson	15-Robinson
2-16	@ Dallas	L	94-96	33-15	17,007	34-Robinson	19-Robinson
2-18	@ Utah	L	81-104	33-16	12,616	26-Robinson	11-Schintzius
2-22	@ LA Clippers	L	101-107	33-17	14,818	26-Elliott	11-Cummings
2-24	@ Portland	W	95-88	34-17	12,884	25-Anderson	12-Robinson
2-26	PORTLAND	W	102-101 (OT)	35-17	15,908	25-Robinson/Elliott	21-Robinson
2-28	@ New York	L	93-100	35-18	15,002	23-Robinson	9-Green/Anderson
MARCH RECORD: 12-5 (HOME: 9-0, ROAD: 3-5)							
3-1	@ Boston	L	98-108	35-19	14,890	25-Cummings	12-Robinson
3-3	@ Washington	W	107-85	36-19	17,902	26-Robinson	13-Robinson
3-5	PHILADELPHIA	W	104-99	37-19	15,908	33-Robinson	16-Robinson
3-7	NEW JERSEY	W	111-99	38-19	15,908	25-Cummings	20-Robinson
3-9	SEATTLE	W	112-99	39-19	15,908	30-Robinson	10-Robinson
3-11	UTAH	W	105-96	40-19	15,908	33-Robinson	8-Anderson/Green
3-13	@ LA Clippers	L	93-97	40-20	11,907	27-Anderson	9-Massenburg
3-14	@ Golden State	W	101-99	41-20	15,025	29-Robinson	17-Robinson
3-16	@ Sacramento	L	85-92	41-21	17,014	25-Robinson	19-Robinson
3-17	@ LA Lakers	L	91-98	41-22	17,505	37-Robinson	10-Cummings
3-19	SACRAMENTO	W	104-101	42-22	15,908	30-Robinson	15-Robinson
3-21	@ Orlando	L	102-105	42-23	15,077	27-Cummings	18-Robinson
3-22	@ Miami	W	97-90	43-23	15,008	28-Robinson	6-Robinson/Elliott
3-24	DETROIT	W	95-78	44-23	15,908	25-Robinson	12-Robinson
3-26	NEW YORK	W	129-119	45-23	15,908	34-Elliott	11-Cummings
3-28	ORLANDO	W	119-95	46-23	15,908	21-Elliott/Cummings	9-Robinson/Cummings
3-30	DENVER	W	130-116	47-23	15,908	31-Robinson	11-Robinson
APRIL RECORD: 8-4 (HOME: 3-2, ROAD: 5-2)							
4-2	LA LAKERS	L	115-122	47-24	15,908	36-Robinson	23-Robinson
4-4	@ Milwaukee	W	105-101	48-24	17,163	35-Robinson	13-Robinson
4-5	@ Chicago	W	110-107	49-24	18,676	25-Elliott	13-Robinson
4-7	@ Minnesota	W	92-87	50-24	19,006	29-Robinson	18-Robinson
4-8	GOLDEN STATE	W	115-105	51-24	15,908	26-Elliott	13-Robinson
4-10	PORTLAND	L	100-105	51-25	15,908	27-Robinson	16-Robinson
4-12	@ Seattle	L	99-100	51-26	13,340	24-Robinson	13-Robinson
4-14	@ Phoenix	W	109-101	52-26	14,487	25-Anderson	15-Robinson
4-16	LA CLIPPERS	W	128-98	53-26	15,908	24-Robinson	11-Robinson
4-18	@ Houston	W	102-95	54-26	16,611	21-Cummings	8-Robinson/Green
4-19	@ Denver	L	122-125	54-27	12,596	27-Robinson	13-Robinson
4-21	DALLAS	W	135-101	55-27	15,908	19-Massenburg	14-Cummings

1991-92 RECAP



Terry Cummings

RECORD

47-35 (31-10 home: 16-25 road)
Second in Midwest Division

HONORS

David Robinson,
NBA Defensive Player of the Year
David Robinson, NBA Blocked Shots Title
David Robinson, All-NBA First Team
David Robinson, All-Defensive First Team
David Robinson, NBA All-Star

PLAYOFFS

Lost to Phoenix, First Round, 3-0

SPURS LEADERS

Scoring: David Robinson 23.2 ppg
Rebounding: David Robinson 12.2 rpg
Assists: Rod Strickland 8.6 apg

Head Coach: Larry Brown/Bob Bass
Assistants: Gregg Popovich & R.C. Buford

1991-92 SEASON NOTES

- The Spurs obtained forward Antoine Carr from the Kings on 9/23 in exchange for Dwayne Schintzius ... in December the Spurs signed a pair of free agents – Donald Royal and Vinnie Johnson – and waived two popular players – Avery Johnson and Jud Buechler.
- After missing the first six weeks of the season due to a contract dispute, Rod Strickland joined the Spurs on 12/23.
- Following a rough stretch in December and January, Vice President of Basketball Operations Bob Bass replaced Larry Brown as head coach.
- On 3/21, in just his third season with the Spurs, David Robinson passed George Gervin and became the Spurs all-time career leader in blocked shots.
- The Spurs season came to a grinding halt when David Robinson went down with a torn ligament in his left thumb ... Robinson underwent surgery on 4/1 and missed the final 14 games of the season ... with Robinson and Willie Anderson

1991-92 SPURS FINAL STATISTICS (47-35)


			3-POINT						REBOUNDING						SCORING					
PLAYER	G	MIN	FG-FGA	PCT	FG-FGA	PCT	FT-FTA	PCT	OFF	DEF	TOT	AST	PF-DQ	STL	TO	BLK	PTS	AVG		
Robinson	68	2564	592-1074	.551	1-8	.125	393-561	.701	261	568	829	181	219-2	158	182	305	1578	23.2		
Cummings	70	2149	514-1053	.488	5-13	.385	177-249	.711	247	384	631	102	210-4	58	115	34	1210	17.3		
Elliott	82	3120	514-1040	.494	25-82	.305	285-331	.861	143	296	439	214	149-0	84	152	29	1338	16.3		
Strickland	57	2053	300-659	.455	5-15	.333	182-265	.687	92	173	265	491	122-0	118	160	17	787	13.8		
Anderson	57	1889	312-685	.455	13-56	.232	107-138	.775	62	238	300	302	151-2	54	140	51	744	13.1		
Carr	81	1867	359-732	.490	1-5	.200	162-212	.764	128	218	346	63	264-5	32	114	96	881	10.9		
V. Johnson	60	1350	202-499	.405	19-60	.317	55-85	.647	67	115	182	145	93-0	41	74	14	478	8.0		
A. Johnson	20	463	55-108	.509	1-5	.200	24-32	.750	5	30	35	100	43-1	21	45	3	135	6.8		
Tucker	24	415	60-129	.465	19-48	.396	16-20	.800	8	29	37	27	39-0	21	14	3	155	6.5		
Garrick	19	374	44-93	.473	0-1	.000	10-16	.625	8	33	41	63	33-0	21	30	1	98	5.2		
Green	80	1127	147-344	.427	0-0	.000	73-89	.820	92	250	342	36	148-0	29	62	11	367	4.6		
Royal	60	718	80-178	.449	0-0	.000	92-133	.692	65	59	124	34	73-0	25	39	7	252	4.2		
Sutton	67	601	93-240	.388	26-89	.292	34-45	.756	6	41	47	91	111-0	26	70	9	246	3.7		
Buechler	11	140	15-30	.500	0-0	.000	3-9	.333	6	16	22	11	18-0	8	5	3	33	3.0		
Pressey	56	759	60-161	.373	3-21	.143	28-41	.683	22	73	95	142	86-0	29	64	19	151	2.7		
Higgins	6	36	4-15	.267	0-1	.000	7-7	1.000	2	6	8	4	6-0	2	4	0	15	2.5		
Massenburg	1	9	1-5	.200	0-0	.000	0-0	.000	0	0	0	0	2-0	0	0	0	2	2.0		
Wiley	3	13	3-5	.600	0-0	.000	0-0	.000	0	1	1	1	3-0	0	0	0	6	2.0		
Copa	33	132	22-40	.550	0-0	.000	4-13	.308	14	22	36	3	29-0	2	8	6	48	1.5		
Bardo	1	1	0-0	.000	0-0	.000	0-0	.000	1	0	1	0	0-0	0	0	0	0	0.0		
SPURS	82		3377-7090	.476	118-404	.292	1652-2246	.736	1229	2552	3781	2010	1799-14	729	1308	608	8524	104.0		
OPPONENTS	82		3211-7098	.452	243-700	.347	1587-2061	.770	1103	1362	3465	1882	1810-14	753	1252	463	8252	100.6		

1991-92 GAME-BY-GAME

47-35 (SECOND IN MIDWEST DIVISION)

DATE	OPPONENT	W-L	SCORE	REC.	ATT.	HI-SCORER	HI-REBOUNDER
NOVEMBER RECORD: 10-3 (HOME: 8-0, ROAD: 2-3)							
11-1	DALLAS	W	140-99	1-0	16,057	24-Robinson	16-Cummings
11-3	@ Seattle	W	106-98	2-0	10,864	33-Robinson	7-Robinson
11-5	@ Denver	L	96-97	2-1	13,976	23-Carr	15-Robinson
11-6	PORTLAND	W	119-93	3-1	16,057	28-Elliott	10-Robinson
11-8	CLEVELAND	W	107-101	4-1	16,057	31-Robinson	11-Robinson
11-13	LA CLIPPERS	W	107-93	5-1	16,057	24-Robinson	11-Elliott
11-16	NEW YORK	W	106-89	6-1	16,057	18-Cummings	9-Robinson
11-20	MINNESOTA	W	113-106	7-1	16,057	22-Robinson	11-Cummings
11-22	@ LA Lakers	L	96-98	7-2	17,505	25-Anderson	15-Robinson
11-24	@ Portland	L	111-116	7-3	12,888	25-Robinson	20-Robinson
11-27	NEW JERSEY	W	106-100	8-3	16,057	31-Robinson	15-Robinson
11-29	@ Atlanta	W	88-85	9-3	14,630	20-Robinson	13-Robinson
11-30	SEATTLE	W	119-101	10-3	16,057	23-Robinson	16-Robinson
DECEMBER RECORD: 6-10 (HOME: 1-3, ROAD: 5-7)							
12-3	@ Sacramento	L	94-99	10-4	17,014	30-Robinson	24-Robinson
12-4	@ LA Clippers	L	81-92	10-5	11,393	24-Elliott	15-Robinson
12-6	UTAH	L	92-93	10-6	16,057	31-Robinson	17-Robinson
12-8	@ Milwaukee	L	82-102	10-7	14,581	19-Robinson	9-Robinson
12-10	@ Indiana	L	102-109	10-8	11,223	22-Anderson	15-Green
12-11	@ Minnesota	W	98-85	11-8	18,247	35-Robinson	14-Robinson
12-13	PHOENIX	L	107-112	11-9	16,057	32-Elliott	15-Robinson
12-14	@ Houston	W	107-100	12-9	16,027	21-Carr	14-Robinson
12-17	@ Dallas	W	98-87	13-9	15,125	22-Robinson	12-Robinson/Anderson
12-18	WASHINGTON	L	93-96	13-10	16,057	25-Elliott	25-Robinson
12-20	@ Phoenix	L	91-116	13-11	14,496	20-Robinson	16-Robinson
12-23	SACRAMENTO	W	101-90	14-11	16,057	23-Elliott	17-Robinson
12-26	@ New York	W	118-89	15-11	19,763	31-Robinson	11-Robinson/Cummings
12-27	@ Cleveland	L	97-103	15-12	20,273	16-Strickland	9-Robinson
12-29	@ Orlando	W	96-87	16-12	15,151	25-Robinson	16-Robinson
12-30	@ Washington	L	84-94	16-13	16,430	25-Robinson	12-Robinson
JANUARY RECORD: 10-5 (HOME: 6-2, ROAD: 4-3)							
1-4	HOUSTON	L	110-112	16-14	16,057	22-Elliott	17-Elliott
1-6	DETROIT	W	100-90	17-14	16,057	20-Robinson	11-Anderson
1-8	LA LAKERS	W	103-87	18-14	16,057	22-Robinson	11-Robinson
1-10	@ Golden State	W	128-120	19-14	15,025	36-Anderson	11-Robinson
1-11	@ Denver	W	96-85	20-14	17,022	22-Strickland	9-Cummings
1-14	GOLDEN STATE	L	123-124	20-15	16,057	35-Anderson	12-Robinson
1-16	@ Minnesota	W	125-111	21-15	18,674	23-Cummings	11-Robinson/Cummings
1-17	@ Chicago	L	96-102	21-16	18,676	20-Robinson	11-Robinson
1-19	@ Boston	L	89-98	21-17	14,890	21-Robinson	9-Robinson
1-21	LA CLIPPERS	W	114-110	22-17	16,057	17-Rob/Cummings	11-Robinson
1-22	@ Utah	L	98-100	22-18	19,911	23-Anderson	11-Robinson
1-24	MILWAUKEE	W	115-86	23-18	16,057	23-Robinson	13-Cummings
1-28	CHICAGO	W	109-104	24-18	16,057	30-Cummings	13-Robinson
1-29	@ Dallas	W	108-93	25-18	15,218	21-Anderson	12-Robinson
1-31	MINNESOTA	W	103-101	26-18	16,057	32-Robinson	14-Robinson
FEBRUARY RECORD: 8-5 (HOME: 7-1, ROAD: 1-4)							
2-4	PORTLAND	W	95-88	27-18	16,057	23-Robinson	16-Cummings
2-6	INDIANA	L	106-117	27-19	16,057	28-Strickland	8-Green
2-11	BOSTON	W	100-84	28-19	16,057	23-Robinson	15-Robinson
2-13	@ Golden State	L	94-109	28-20	15,025	18-Cummings/Anderson	16-Robinson
2-14	@ Seattle	L	91-108	28-21	12,126	21-Robinson	13-Robinson
2-16	@ Sacramento	W	112-106	29-21	17,014	23-Elliott	12-Cummings
2-17	@ LA Clippers	L	110-124	29-22	14,404	30-Cummings	17-Cummings
2-19	MINNESOTA	W	113-103	30-22	16,057	39-Robinson	16-Robinson
2-21	PHILADELPHIA	W	100-90	31-22	16,057	33-Robinson	12-Robinson
2-23	@ Houston	L	83-90	31-23	16,057	16-Robinson	10-Robinson
2-25	MIAMI	W	123-101	32-23	16,057	26-Robinson	10-Cummings
2-27	GOLDEN STATE	W	124-103	33-23	16,057	37-Robinson	24-Robinson
2-29	DENVER	W	115-112	34-23	16,057	34-Robinson	9-Robinson
MARCH RECORD: 8-7 (HOME: 6-1, ROAD: 2-6)							
3-3	@ Minnesota	W	103-102	35-23	18,707	25-Robinson	11-Robinson
3-4	@ Utah	L	93-102	35-24	19,911	28-Robinson	18-Robinson
3-7	PHOENIX	W	122-109	36-24	16,057	23-Robinson	8-Robinson
3-8	@ Dallas	W	93-81	37-24	16,335	18-Robinson	13-Robinson
3-10	ATLANTA	W	103-92	38-24	16,057	22-Cummings	13-Cummings
3-12	HOUSTON	W	104-98	39-24	16,057	31-Cummings	11-Cummings
3-14	UTAH	W	113-106	40-24	16,057	27-Robinson	12-Robinson
3-16	CHARLOTTE	L	112-117	40-25	16,057	31-Robinson	12-Robinson
3-18	SACRAMENTO	W	118-89	41-25	16,057	26-Elliott	15-Robinson
3-21	SEATTLE	W	101-96	42-25	16,057	22-Robinson	17-Robinson
3-23	@ Philadelphia	L	92-105	42-26	15,242	30-Robinson	15-Robinson
3-25	@ Charlotte	L	108-113	42-27	23,698	34-Cummings	15-Cummings
3-27	@ Miami	L	101-118	42-28	15,008	26-Cummings	14-Cummings
3-29	@ Detroit	L	103-107	42-29	21,454	26-Cummings	16-Cummings
3-30	@ New Jersey	L	109-117	42-30	16,756	32-Cummings	15-Cummings
APRIL RECORD: 5-5 (HOME: 3-3, ROAD: 2-2)							
4-1	LA LAKERS	W	104-86	43-30	16,057	35-Cummings	14-Cummings
4-3	ORLANDO	L	106-113	43-31	16,057	30-Carr	24-Cummings
4-5	@ Denver	W	90-87	44-31	13,317	24-Cummings	11-Elliott
4-7	HOUSTON	L	92-95	44-32	16,057	22-Cummings	11-Cummings
4-9	@ LA Lakers	W	102-94	45-32	16,948	23-Elliott	12-Cummings
4-12	@ Portland	L	97-123	45-33	12,888	22-Elliott	12-Cummings
4-14	DALLAS	W	120-108	46-33	16,057	26-Elliott	12-Cummings
4-16	@ Phoenix	L	101-121	46-34	14,496	20-Elliott	10-Cummings
4-17	DENVER	W	108-94	47-34	16,057	34-Cummings	11-Cummings
4-19	UTAH	L	90-101	47-35	16,057	21-Cummings	9-Cummings

1992-93 RECAP



Sean Elliott

RECORD

49-33 (31-10 home: 18-23 road)
Second in Midwest Division

HONORS

David Robinson, All-NBA Third Team
David Robinson,
NBA All-Defensive Second Team
David Robinson, NBA All-Star
Sean Elliott, NBA All-Star

PLAYOFFS

Defeated Portland, First Round, 3-1
Lost to Phoenix,
Western Conference Semifinals, 4-2

SPURS LEADERS

Scoring: David Robinson 23.4 ppg
Rebounding: David Robinson 11.7 rpg
Assists: Avery Johnson 7.5 apg

Head Coach: Jerry Tarkanian/John Lucas
Assistants: Rex Hughes, Ron Adams,
Tom Thibodeau & George Gervin

1992-93 SEASON NOTES

- Under new Head Coach Jerry Tarkanian the Spurs started the season 1-4 ... the Tarkanian era didn't last long ... on 12/18 - with the team posting a 9-11 record - Tark was fired ... 24 hours later he was replaced by John Lucas ... the team responded by winning 24 of their next 28 after the coaching change.
- The Spurs also made some changes on the court ... point guard Avery Johnson was signed as a free agent on 11/19 and on 12/9 the Spurs obtained J.R. Reid from Charlotte in exchange for Sidney Green and a first round draft choice ... other new faces included Dale Ellis and Lloyd Daniels.
- Both David Robinson and Sean Elliott represented the Spurs in the 1993 All-Star Game.
- The Spurs closed a part of their history book on 5/20 when they fell to the Suns 102-100 in Game Six of the Western Conference Semifinals ... the game was the last one the Spurs would ever play in the HemisFair Arena, their home since they moved to San Antonio in the summer of 1973.


1992-93 SPURS FINAL STATISTICS (49-33)

PLAYER	G	MIN	3-POINT						REBOUNDING								SCORING	
			FG-FGA	PCT	FG-FGA	PCT	FT-FTA	PCT	OFF	DEF	TOT	AST	PF-DQ	STL	TO	BLK	PTS	AVG
Robinson	82	3211	676-1348	.501	3-17	.176	561-766	.732	229	727	956	301	239-5	127	241	264	1916	23.4
Elliott	70	2604	451-918	.491	37-104	.356	268-337	.795	85	237	322	265	132-1	68	152	28	1207	17.2
Ellis	82	2731	545-1092	.499	119-297	.401	157-197	.797	81	231	312	107	179-0	78	111	18	1366	16.7
Carr	71	1947	379-705	.538	0-5	.000	174-224	.777	107	281	388	97	264-5	35	96	87	932	13.1
Reid	66	1592	241-497	.485	0-4	.000	171-222	.770	100	286	386	56	217-2	36	101	26	653	9.9
Daniels	77	1573	285-644	.443	59-177	.333	72-99	.727	86	130	216	148	144-0	38	102	30	701	9.1
Johnson	75	2030	256-510	.502	0-8	.000	144-182	.791	20	126	146	561	141-0	85	145	16	656	8.7
Del Negro	73	1526	218-430	.507	6-24	.250	101-117	.863	19	144	163	291	146-0	44	92	1	543	7.4
Anderson	38	560	80-186	.430	1-8	.125	22-28	.786	7	50	57	79	52-0	14	44	6	183	4.8
Mack	40	267	47-118	.398	3-22	.136	45-58	.776	18	30	48	15	44-0	14	22	5	142	3.6
Green	15	202	20-49	.408	0-0	.000	13-15	.867	18	53	71	19	21-1	5	12	3	53	3.5
Cummings	8	76	11-29	.379	0-0	.000	5-10	.500	6	13	19	4	17-0	1	2	1	27	3.4
Wood	64	598	52-117	.444	5-21	.238	46-55	.836	38	59	97	34	93-1	13	29	12	155	2.4
Othick	4	39	3-5	.600	2-4	.500	0-2	.000	1	1	2	7	7-0	1	4	0	8	2.0
Bedford	16	66	9-27	.333	1-1	1.000	6-12	.500	1	9	10	0	15-0	0	1	1	25	1.6
Smith	66	833	38-87	.437	0-0	.000	9-22	.409	103	165	268	28	133-2	23	39	16	85	1.3
SPURS	82		3311-6762	.490	236-692	.341	1794-2346	.765	919	2542	3461	2012	1844-17	582	1227	514	8652	105.5
OPPONENTS	82		3290-7177	.458	270-747	.361	1583-2051	.722	1082	2388	3470	1905	1998-33	655	1131	373	8433	102.8

49-33 (SECOND IN MIDWEST DIVISION)

DATE	OPPONENT	W-L	SCORE	REC.	ATT.	HI-SCORER	HI-REBOUNDER
NOVEMBER RECORD:		5-6 (HOME: 4-2, ROAD: 1-4)					
11-6	@ Sacramento	L	106-114	0-1	17,317	29-Elliott	9-Carr
11-7	@ Denver	L	121-125 (2OT)	0-2	17,022	30-Robinson	11-Robinson/Elliott
11-10	MILWAUKEE	W	104-98	1-2	16,057	29-Robinson	9-Robinson
11-12	ATLANTA	L	97-104	1-3	16,057	20-Robinson	12-Green
11-14	HOUSTON	L	87-93	1-4	16,057	26-Robinson	19-Robinson
11-17	CLEVELAND	W	106-95	2-4	16,057	20-Ellis	13-Robinson
11-19	DALLAS	W	123-95	3-4	16,057	26-Elliott	9-Green
11-21	@ Houston	L	100-103	3-5	12,229	18-Carr	13-Robinson
11-24	@ Portland	L	91-95	3-6	12,888	24-Carr	14-Robinson
11-25	@ Utah	W	128-102	4-6	19,911	25-Robinson	10-Carr
11-28	SEATTLE	W	104-97	5-6	16,057	42-Robinson	10-Robinson
DECEMBER RECORD:		9-6 (HOME: 4-2, ROAD: 5-4)					
12-1	@ Washington	L	106-119	5-7	15,642	28-Robinson	12-Robinson
12-2	@ Philadelphia	W	98-82	6-7	12,731	27-Robinson	21-Robinson
12-4	@ New Jersey	L	103-108 (OT)	6-8	15,068	23-Robinson	13-Robinson
12-5	@ Atlanta	L	105-113	6-9	11,301	22-Carr	11-Carr
12-8	UTAH	W	121-103	7-9	16,057	32-Elliott	18-Robinson
12-10	MIAMI	W	101-91	8-9	16,057	26-Robinson	10-Robinson
12-12	@ Dallas	W	113-91	9-9	13,903	22-Robinson	15-Reid
12-15	LA LAKERS	L	101-107	9-10	16,057	28-Robinson	14-Robinson
12-17	@ Houston	L	109-121	9-11	13,706	24-Ellis	12-Robinson
12-18	DALLAS	W	122-101	10-11	16,075	41-Elliott	12-Smith
12-22	DENVER	W	113-108	11-11	16,057	23-Elliott/Ellis	18-Robinson
12-25	@ LA Clippers	W	103-94	12-11	13,780	32-Elliott	12-Robinson
12-26	@ LA Lakers	W	104-92	13-11	17,505	27-Elliott/Ellis	11-Robinson
12-28	GOLDEN STATE	L	105-106	13-12	16,057	32-Robinson	12-Robinson
12-30	@ Denver	W	114-94	14-12	17,022	29-Robinson	11-Robinson/Reid
JANUARY RECORD:		12-2 (HOME: 8-0, ROAD: 4-2)					
1-3	PHOENIX	W	114-113 (OT)	15-12	16,057	33-Robinson	11-Robinson
1-5	@ Utah	L	87-113	15-13	19,911	21-Carr	9-Robinson
1-7	UTAH	W	109-99	16-13	16,057	33-Ellis	11-Carr
1-9	PORTLAND	W	109-93	17-13	16,057	32-Robinson	10-Robinson
1-11	@ Detroit	W	109-91	18-13	21,454	23-Ellis	14-Robinson
1-13	@ Minnesota	W	89-81	19-13	17,852	18-Ellis	19-Robinson
1-14	@ Milwaukee	W	108-93	20-13	13,854	26-Ellis	16-Robinson
1-16	CHARLOTTE	W	124-111	21-13	16,057	52-Robinson	14-Robinson
1-19	DENVER	W	121-110	22-13	16,057	29-Robinson	14-Robinson
1-22	DETROIT	W	123-109	23-13	16,057	25-Robinson	18-Robinson
1-24	CHICAGO	W	103-99	24-13	16,057	24-Robinson	13-Robinson
1-27	@ Seattle	W	119-99	25-13	14,651	24-Reid	15-Robinson
1-29	@ Phoenix	L	110-125	25-14	19,023	19-Elliott/Ellis	10-Robinson
1-30	SACRAMENTO	W	129-124	26-14	16,057	27-Ellis	12-Robinson
FEBRUARY RECORD:		9-4 (HOME: 7-1, ROAD: 2-3)					
2-2	NEW JERSEY	W	111-93	27-14	16,057	24-Ellis	12-Robinson
2-4	INDIANA	L	133-115	28-14	16,057	22-Elliott	8-Robinson/Reid
2-6	MINNESOTA	W	104-95	29-14	16,057	23-Elliott	7-Robinson/Carr
2-9	LA CLIPPERS	W	112-97	30-14	16,057	25-Robinson	13-Robinson
2-11	WASHINGTON	W	105-95	31-14	16,057	23-Johnson	15-Robinson
2-13	BOSTON	W	90-85	32-14	16,057	28-Robinson	10-Robinson
2-15	@ LA Clippers	W	102-99	33-14	15,989	22-Robinson/Ellis	9-Carr
2-16	@ Golden State	L	112-133	33-15	15,025	27-Robinson	12-Robinson
2-18	PHILADELPHIA	W	103-98	34-15	16,057	24-Ellis	13-Robinson
2-23	PHOENIX	L	103-105	34-16	16,057	35-Robinson	11-Robinson
2-25	@ Charlotte	L	104-111	34-17	23,698	26-Daniels	12-Reid
2-26	@ Miami	L	86-93	34-18	15,008	17-Robinson	12-Robinson
2-28	@ Orlando	W	94-90	35-18	15,151	23-Robinson/Carr	16-Robinson
MARCH RECORD:		8-8 (HOME: 4-2, ROAD: 4-6)					
3-2	@ Indiana	L	95-109	35-19	11,467	37-Robinson	12-Robinson
3-3	@ Boston	L	91-132	35-20	14,890	19-Reid	8-Robinson
3-5	@ Chicago	W	107-102	36-20	18,676	29-Ellis	11-Robinson
3-6	@ Minnesota	L	105-106	36-21	18,844	29-Reid	12-Reid
3-9	DALLAS	W	119-84	37-21	16,057	19-Ellis	9-Reid
3-13	PORTLAND	W	108-99	38-21	16,057	27-Carr	14-Robinson
3-15	LA LAKERS	L	87-92	38-22	16,057	26-Robinson	13-Robinson
3-17	@ LA Lakers	W	101-100	39-22	15,000	29-Robinson	7-Robinson
3-19	ORLANDO	W	96-93	40-22	16,057	30-Robinson	8-Carr
3-21	@ New York	L	96-115	40-23	19,763	18-Reid	10-Reid
3-23	@ Cleveland	L	90-127	40-24	20,273	23-Carr	9-Robinson
3-24	@ Minnesota	W	105-92	41-24	17,806	29-Robinson	11-Robinson
3-26	UTAH	L	98-102	41-25	16,057	21-Carr	16-Robinson
3-28	@ Dallas	W	114-107	42-25	17,326	11-Robinson	7-Robinson/Smith
3-30	SEATTLE	W	99-97	43-25	16,057	21-Robinson	9-Robinson
3-31	@ Utah	L	85-93	43-26	19,911	17-Robinson	12-Robinson
APRIL RECORD:		6-7 (HOME: 4-3, ROAD: 2-4)					
4-2	MINNESOTA	W	108-101	44-26	16,057	39-Robinson	9-Carr
4-4	NEW YORK	L	103-108 (OT)	44-27	16,057	28-Robinson	10-Robinson
4-6	GOLDEN STATE	L	111-125	44-28	16,057	28-Robinson	9-Robinson
4-8	LA CLIPPERS	W	112-108	45-28	16,057	25-Ellis	14-Robinson
4-10	@ Houston	L	88-98	45-29	16,611	24-Robinson	11-Robinson
4-13	@ Sacramento	W	110-100	46-29	17,317	17-Elliott/Reid	14-Robinson
4-14	@ Golden State	W	96-93	47-29	15,025	33-Robinson	17-Robinson
4-16	SACRAMENTO	L	92-100	47-30	16,057	19-Robinson	12-Robinson
4-18	@ Portland	L	101-105	47-31	12,888	29-Robinson	7-Johnson
4-19	@ Seattle	L	89-96	47-32	14,526	17-Ellis	8-Robinson
4-22	DENVER	W	131-111	48-32	16,057	30-Ellis	11-Reid
4-24	@ Phoenix	L	97-99	48-33	19,023	20-Ellis/Robinson	19-Robinson
4-25	HOUSTON	W	119-117 (OT)	49-33	16,057	25-Robinson	13-Robinson

1993-94 RECAP



David Robinson

RECORD

55-27 (32-9 home: 23-18 road)
Second in Midwest Division

HONORS

David Robinson, NBA Scoring Title
Dennis Rodman, NBA Rebounding Title
David Robinson, IBM Award
David Robinson, All-NBA Second Team
David Robinson,
All-Defensive Second Team
Dennis Rodman, All-Defensive Second Team
David Robinson, NBA All-Star

PLAYOFFS

Lost to Utah, First Round, 3-1

SPURS LEADERS

Scoring: David Robinson 29.8 ppg
Rebounding: Dennis Rodman 17.3 rpg
Assists: David Robinson 4.8 apg

Head Coach: John Lucas
Assistants: Ron Adams, Tom Thibodeau
& George Gervin

1993-94 SEASON NOTES

- The Spurs parted with a pair of popular players prior to the start of the season ... Avery Johnson left the team as a free agent, signing with the Warriors, and Sean Elliott was traded to Detroit for Dennis Rodman.
- David Robinson and Dennis Rodman made NBA history, as for the first time in league history a pair of teammates led the NBA in scoring and rebounding respectively ... Robinson captured the scoring title, averaging 29.8 ppg, while Rodman won his third straight rebounding title, averaging 17.3 rpg.
- On 3/19 vs. Sacramento, Dale Ellis made history as he became the first player in professional basketball history to make 1,000 three-pointers.
- David Robinson ended the season with a bang ... in the final game of the 1993-94 campaign, he scored a Spurs franchise record 71 points at the Clippers on 4/24 ... Robinson became just the fourth player in NBA history to score 70 or more points and his total was the highest since the 1978 season ... thanks to the 71-point effort, Robinson edged out Shaquille O'Neal to claim his first NBA Scoring Title ... Robinson also made history earlier in the season when he became just the fourth player ever to record a quadruple-double ... Robinson posted his vs. Detroit on 2/17, finishing with 34 points, 10 rebounds, 10 blocks and 10 assists.


1993-94 SPURS FINAL STATISTICS (55-27)

PLAYER	G	GS	MIN	3-POINT				FT-FTA	PCT	REBOUNDING			AST	PF	DQ	STL	TO	BLK	SCORING	
				FG-FGA	PCT	FG-FGA	PCT			OFF	DEF	TOT							PTS	AVG
Robinson	80	80	3241	840-1658	.507	10-29	.345	693-925	.749	241	614	855	381	228	3	139	253	265	2383	29.8
Ellis	77	75	2590	478-967	.494	131-332	.395	83-107	.776	70	185	255	80	141	0	66	75	11	1170	15.2
Anderson	80	79	2488	394-837	.471	22-68	.324	145-171	.848	68	174	242	347	187	1	71	153	46	955	11.9
Del Negro	77	56	1949	309-634	.487	15-43	.349	140-170	.824	27	134	161	320	168	0	64	102	1	773	10.0
Knight	64	18	1430	224-471	.476	4-21	.190	141-174	.810	28	75	103	197	120	0	34	94	10	593	9.3
Reid	70	11	1344	260-530	.491	0-3	.000	107-153	.699	91	129	220	73	165	0	43	84	25	627	9.0
Cummings	59	29	1133	183-428	.428	0-2	.000	63-107	.589	132	165	297	50	137	0	31	59	13	429	7.3
Carr	34	0	465	78-160	.488	0-1	.000	42-58	.724	12	39	51	15	75	0	9	15	22	198	5.8
Daniels	65	5	980	140-372	.376	44-125	.352	46-64	.719	45	66	111	94	69	0	29	60	16	370	5.7
Rodman	79	51	2989	156-292	.534	5-24	.208	53-102	.520	453	914	1367	184	229	0	52	138	32	370	4.7
Floyd	53	2	737	70-209	.335	8-36	.222	52-78	.667	10	60	70	101	71	0	12	61	8	200	3.8
Nevitt	1	0	1	0-0	.000	0-0	.000	3-6	.500	1	0	1	0	1	0	0	1	0	3	3.0
Haley	28	0	94	21-48	.438	0-0	.000	17-21	.810	6	18	24	1	18	0	0	10	0	59	2.1
Whitney	40	4	339	25-82	.305	10-30	.333	12-15	.800	5	24	29	53	53	0	11	37	1	72	1.8
SPURS	82			3178-6688	.475	249-714	.349	1597-2151	.742	1189	2597	3786	1896	1662	4	561	1198	450	8202	100.0
OPPONENTS	82			3066-6880	.446	290-871	.333	1349-1875	.719	1089	2153	3242	1769	1791	16	632	1020	346	7771	94.8

55-27 (SECOND IN MIDWEST DIVISION)

DATE	OPPONENT	W-L	SCORE	REC.	ATT.	HI-SCORER	HI-REBOUNDER
NOVEMBER RECORD:		9-5 (HOME: 7-1, ROAD: 2-4)					
11-5	GOLDEN STATE	W	91-85	1-0	36,523	32-Robinson	21-Rodman
11-7	NEW JERSEY	L	73-99	1-1	15,280	14-Anderson	11-Robinson
11-9	MINNESOTA	W	110-95	2-1	16,087	43-Robinson	29-Rodman
11-10	@ Phoenix	L	93-101	2-2	19,023	32-Robinson	25-Rodman
11-12	@ Sacramento	L	91-93	2-3	17,317	32-Robinson	24-Rodman
11-13	@ LA Clippers	L	90-92	2-4	12,416	20-Ellis	13-Rodman
11-16	@ Denver	W	86-74	3-4	13,549	17-Ellis/Robinson	23-Rodman
11-17	NEW YORK	W	95-90	4-4	18,723	32-Robinson	20-Rodman
11-19	@ Detroit	L	86-95	4-5	21,454	27-Robinson	17-Robinson
11-20	@ Milwaukee	W	101-97	5-5	16,365	31-Robinson	16-Rodman
11-22	LA CLIPPERS	W	110-98	6-5	16,011	28-Robinson	22-Rodman
11-24	CHICAGO	W	109-84	7-5	33,066	21-Anderson	21-Rodman
11-27	DALLAS	W	104-80	8-5	18,066	28-Robinson	20-Rodman
11-29	MILWAUKEE	W	102-95	9-5	15,401	34-Robinson	19-Rodman
DECEMBER RECORD:		9-6 (HOME: 3-3, ROAD: 6-3)					
12-1	@ Charlotte	W	92-88	10-5	23,698	31-Robinson	28-Rodman
12-3	@ Orlando	W	94-84	11-5	15,291	23-Robinson	23-Rodman
12-4	@ Philadelphia	W	90-82	12-5	13,923	37-Robinson	14-Rodman
12-8	SEATTLE	L	107-109 (OT)	12-6	18,184	39-Robinson	15-Robinson
12-9	@ Atlanta	L	95-105	12-7	11,616	26-Robinson	14-Rodman
12-11	DENVER	W	105-100	13-7	16,784	31-Robinson	9-Rodman
12-13	@ Utah	L	87-102	13-8	19,911	23-Robinson	20-Rodman
12-15	PORTLAND	W	111-91	14-8	16,289	37-Robinson	15-Robinson
12-16	@ Dallas	W	103-89	15-8	11,146	30-Robinson	18-Rodman
12-18	@ Chicago	L	90-102	15-9	18,676	24-Ellis	9-Rodman
12-21	HOUSTON	L	88-90	15-10	32,631	13-Robinson	7-Robinson
12-23	UTAH	L	88-96	15-11	33,151	27-Robinson	13-Rodman
12-26	BOSTON	W	99-85	16-11	19,440	46-Robinson	16-Rodman
12-28	@ Miami	W	84-76	17-11	15,200	20-Robinson	16-Robinson
12-30	@ Indiana	W	107-82	18-11	16,044	22-Reid	19-Rodman
JANUARY RECORD:		11-3 (HOME: 7-0, ROAD: 4-3)					
1-2	LA LAKERS	W	94-92	19-11	18,017	36-Robinson	12-Rodman
1-4	PHILADELPHIA	W	107-84	20-11	16,767	32-Robinson	18-Rodman
1-6	@ Golden State	L	98-102	20-12	15,025	32-Robinson	23-Rodman
1-7	@ Denver	W	84-76	21-12	16,291	18-Robinson	11-Robinson
1-9	@ LA Lakers	W	95-89	22-12	11,069	22-Robinson	16-Rodman
1-11	MINNESOTA	W	108-98	23-12	17,664	27-Robinson	13-Rodman
1-13	PHOENIX	W	107-88	24-12	34,027	27-Robinson	16-Robinson
1-15	@ Dallas	W	104-87	25-12	14,061	20-Cummings/Rob	19-Rodman
1-17	@ Washington	W	100-87	26-12	18,756	21-Cummings	19-Rodman
1-19	@ New York	L	108-120	26-13	19,763	24-Ellis	20-Rodman
1-20	@ Minnesota	L	83-93	26-14	17,749	25-Robinson	16-Rodman
1-22	DALLAS	W	103-83	27-14	19,003	23-Robinson	32-Rodman
1-25	SACRAMENTO	W	107-91	28-14	17,630	31-Robinson	20-Rodman
1-29	ATLANTA	W	100-87	29-14	33,035	35-Robinson	13-Rodman
FEBRUARY RECORD:		11-2 (HOME: 6-0, ROAD: 5-2)					
2-1	LA LAKERS	W	112-97	30-14	17,397	32-Ellis	16-Rodman
2-3	@ Cleveland	W	98-97	31-14	17,031	31-Ellis	20-Rodman
2-4	@ Boston	W	100-91	32-14	14,890	34-Robinson	13-Rodman
2-6	@ New Jersey	W	104-102 (OT)	33-14	18,322	36-Robinson	20-Rodman
2-8	WASHINGTON	W	110-90	34-14	16,884	31-Robinson	14-Robinson
2-10	DENVER	W	94-87	35-14	17,583	29-Robinson	20-Rodman
2-15	INDIANA	W	109-100	36-14	18,129	34-Robinson	19-Rodman
2-17	DETROIT	W	115-96	37-14	19,451	34-Robinson	22-Rodman
2-19	MIAMI	W	100-96	38-14	35,717	22-Reid	26-Rodman
2-21	@ Minnesota	W	114-89	39-14	18,148	50-Robinson	20-Rodman
2-23	@ Utah	L	102-106 (2OT)	39-15	19,911	25-Robinson	16-Rodman/Robinson
2-25	@ LA Lakers	W	126-110	40-15	13,783	33-Anderson	18-Rodman
2-26	@ Portland	L	96-104	40-16	12,888	32-Robinson	18-Rodman
MARCH RECORD:		11-4 (HOME: 6-2, ROAD: 5-2)					
3-2	UTAH	L	96-106	40-17	18,577	32-Robinson	13-Rodman
3-4	LA CLIPPERS	W	121-113	41-17	18,735	41-Robinson	16-Robinson
3-6	ORLANDO	W	111-103	42-17	34,325	36-Robinson	13-Robinson
3-8	HOUSTON	W	115-99	43-17	20,539	24-Reid	14-Rodman
3-11	SEATTLE	L	99-100	43-18	20,640	28-Robinson	14-Robinson
3-12	@ Houston	W	109-98	44-18	16,611	40-Robinson	16-Robinson
3-14	@ Denver	L	88-116	44-19	17,171	16-Del Negro	9-Rodman/Robinson
3-16	PORTLAND	W	110-102	45-19	20,539	27-Ellis/Robinson	19-Rodman
3-19	SACRAMENTO	W	107-100	46-19	20,640	48-Robinson	16-Robinson
3-22	@ Seattle	L	89-105	46-20	14,813	27-Robinson	16-Rodman
3-24	@ Sacramento	W	107-91	47-20	17,317	38-Robinson	18-Rodman
3-26	@ Golden State	W	112-101	48-20	15,025	29-Robinson	25-Rodman
3-27	@ Portland	W	107-95	49-20	12,888	36-Robinson	16-Rodman
3-29	@ Dallas	W	117-92	50-20	13,174	37-Robinson	20-Rodman
3-31	CLEVELAND	W	101-85	51-20	19,287	26-Robinson	15-Rodman
APRIL RECORD:		4-7 (HOME: 3-3, ROAD: 1-4)					
4-2	CHARLOTTE	W	117-111	52-20	20,640	24-Robinson	20-Rodman
4-5	GOLDEN STATE	L	101-106	52-21	18,769	29-Robinson	19-Rodman
4-6	@ Phoenix	L	95-107	52-22	19,023	33-Robinson	13-Rodman
4-9	@ Houston	L	89-100	52-23	16,611	30-Robinson	16-Rodman
4-11	MINNESOTA	W	101-89	53-23	19,138	29-Robinson	16-Rodman
4-13	DENVER	L	78-83	53-24	16,746	32-Robinson	18-Rodman
4-14	@ Utah	L	90-101	53-25	19,911	31-Robinson	11-Robinson
4-16	PHOENIX	L	94-96	53-26	35,845	39-Robinson	21-Rodman
4-19	HOUSTON	W	90-80	54-26	32,807	22-Robinson	21-Rodman
4-22	@ Seattle	L	87-94	54-27	14,813	29-Robinson	18-Rodman
4-24	@ LA Clippers	W	112-97	55-27	16,005	71-Robinson	17-Rodman

1994-95 RECAP



Avery Johnson

RECORD

62-20 (33-8 home: 29-12 road)
First in Midwest Division

HONORS

David Robinson, NBA Most Valuable Player
David Robinson, All-NBA First Team
David Robinson, NBA All-Star
David Robinson, IBM Award
David Robinson,
NBA All-Defensive First Team
Dennis Rodman,
NBA All-Defensive First Team

PLAYOFFS

Defeated Denver, First Round, 3-0
Defeated L.A. Lakers,
Western Conference Semifinals, 4-2
Lost to Houston,
Western Conference Finals, 4-2

SPURS LEADERS

Scoring: David Robinson 27.6 ppg
Rebounding: Dennis Rodman 16.8 rpg
Assists: Avery Johnson 8.2 apg

Head Coach: Bob Hill
Assistants: Hank Egan, Dave Cowens
& Paul Pressey

1994-95 SEASON NOTES

- The Spurs posted the best record in the NBA finishing with a 62-20 record ... the team captured its eighth NBA division title, winning the Midwest Division.
- David Robinson was named the NBA's Most Valuable Player, becoming the first Spur ever to win the honor ... the Admiral averaged 27.6 points, 10.8 rebounds, 2.9 assists, 1.65 steals and 3.23 blocks ... he was third in the NBA in scoring, fourth in blocks, seventh in rebounding, 15th in steals and 15th in FG percentage.
- The Spurs won 15-straight games late in the season and were 21-2 in their final 23 games.
- In the postseason, the Spurs advanced to the Western Conference Finals before falling to the Houston Rockets in six games ... at the time it was the Spurs' best playoff run ever, winning two playoff series in the same year for the first time in franchise history.


1994-95 SPURS FINAL STATISTICS (62-20)

PLAYER	G	GS	MIN	3-POINT				FT-FTA	PCT	REBOUNDING			AST	PF	DQ	STL	TO	BLK	SCORING	
				FG-FGA	PCT	FG-FGA	PCT			OFF	DEF	TOT							PTS	AVG
Robinson	81	81	3074	788-1487	.530	6-20	.300	656-847	.774	234	643	877	236	230	2	134	233	262	2238	27.6
Elliott	81	81	2858	502-1072	.468	136-333	.408	326-404	.807	63	224	287	206	216	2	78	151	38	1466	18.1
Johnson	82	82	3011	448-863	.519	3-22	.136	202-295	.685	49	159	208	670	154	0	114	207	13	1101	13.4
Del Negro	75	71	2360	372-766	.486	66-162	.407	128-162	.790	28	164	192	226	179	0	61	56	14	938	12.5
Person	81	1	2033	317-750	.423	172-445	.387	66-102	.647	49	209	258	106	198	0	45	102	12	872	10.8
Rodman	49	26	1568	137-240	.571	0-2	.000	75-111	.676	274	549	823	97	159	1	31	98	23	349	7.1
Reid	81	37	1566	201-396	.508	1-2	.500	160-233	.687	120	273	393	55	230	2	60	113	32	563	7.0
Cummings	76	20	1273	224-464	.483	0-0	.000	72-123	.585	138	240	378	59	188	1	36	95	19	520	6.8
Rivers	60	0	942	104-289	.360	42-122	.344	52-71	.732	13	87	100	154	142	1	61	56	21	302	5.0
Anderson	38	11	556	76-162	.469	3-19	.158	30-41	.732	15	40	55	52	71	1	26	38	10	185	4.9
Malone	17	0	149	13-35	.371	1-2	.500	22-32	.688	20	26	46	6	15	0	2	11	3	49	2.9
Eisley	15	0	56	3-17	.176	1-5	.200	0-0	.000	2	4	6	18	3	0	0	8	1	7	0.5
Haley	31	0	117	26-61	.426	0-1	.000	21-32	.656	8	19	27	2	31	0	3	13	5	73	2.4
Whitney	25	0	179	14-47	.298	3-19	.158	11-11	1.000	4	9	13	28	34	1	4	18	0	42	1.7
Nwosu	23	0	84	9-28	.321	0-0	.000	13-17	.765	11	13	24	3	20	0	0	9	3	31	1.3
Crowder	7	0	29	2-10	.200	0-4	.000	2-6	.333	1	2	3	1	1	0	1	2	0	6	0.9
SPURS	82			3236-6687	.484	434-1158	.375	1836-2487	.738	1029	2661	3690	1919	1871	11	656	1246	456	8742	106.6
OPPONENTS	82			3168-6974	.454	426-1251	.341	1491-2089	.714	1017	2303	3320	1878	2063	25	633	1182	408	8253	100.6

62-20 (FIRST IN MIDWEST DIVISION)

DATE	OPPONENT	W-L	SCORE	REC.	ATT.	HI-SCORER	HI-REBOUNDER
NOVEMBER RECORD: 6-7 (HOME: 5-3, ROAD: 1-4)							
11-4	GOLDEN ST.	L	118-123	0-1	30,542	27-AJ/Robinson	16-Robinson
11-7	NEW JERSEY	W	105-96	1-1	13,805	23-Elliott	19-Robinson
11-9	UTAH	W	100-101	2-1	14,354	20-Robinson	17-Robinson
11-12	NEW YORK	W	101-82	3-1	19,710	35-Robinson	13-Robinson
11-15	@ Denver	L	99-112	3-2	17,171	33-Robinson	20-Robinson
11-16	CHICAGO	L	92-94	3-3	16,059	30-Robinson	12-Robinson
11-19	@ Minnesota	W	109-101	4-3	14,109	23-Person	10-Robinson
11-21	@ New York	L	88-92	4-4	19,763	29-Robinson	12-Robinson
11-23	PORTLAND	W	110-105	5-4	16,304	36-Robinson	18-Robinson
11-25	SEATTLE	L	94-114	5-5	19,016	27-Elliott	11-Robinson
11-26	@ Phoenix	L	108-111	5-6	19,023	25-Robinson	9-Reid
11-28	MINNESOTA	W	92-88	6-6	14,272	24-Robinson	10-Robinson
11-30	@ Seattle	L	100-109	6-7	14,793	42-Robinson	13-Reid
DECEMBER RECORD: 9-3 (HOME: 5-2, ROAD: 4-1)							
12-2	@ Portland	W	95-91	7-7	12,888	32-Robinson	12-Robinson
12-6	DALLAS	L	121-124 (OT)	7-8	14,007	42-Robinson	10-Reid
12-8	UTAH	L	114-117 (OT)	7-9	14,092	25-Del Negro	15-Robinson
12-10	@ Houston	W	108-96	8-9	16,611	24-Johnson	11-Robinson
12-12	WASHINGTON	W	122-101	9-9	14,501	21-Robinson	12-Robinson
12-14	BOSTON	W	122-110	10-9	15,154	32-Robinson	11-Robinson/Rodman
12-17	LA LAKERS	W	116-102	11-9	15,439	32-Robinson	19-Rodman
12-21	@ Denver	W	111-97	12-9	17,171	24-Robinson	14-Rodman
12-23	HOUSTON	W	98-96	13-9	31,514	26-Del Negro	10-Reid/Robinson
12-27	CHARLOTTE	L	119-108	14-9	33,026	30-Robinson	20-Rodman
12-29	@ Atlanta	L	121-127 (OT)	14-10	15,005	30-Robinson	7-Four Players
12-30	@ Washington	W	115-101	15-10	18,756	30-Robinson	10-Rodman
JANUARY RECORD: 11-4 (HOME: 4-1, ROAD: 7-3)							
1-3	@ Golden St.	W	91-86	16-10	15,025	26-Robinson	19-Rodman
1-5	@ Utah	W	104-103	17-10	19,911	25-Robinson	18-Rodman
1-7	@ LA Clippers	W	103-88	18-10	8,070	27-Robinson	22-Rodman
1-10	LA CLIPPERS	W	108-97	19-10	15,729	33-Robinson	21-Rodman
1-12	MIAMI	W	113-108	20-10	14,651	32-Elliott	22-Rodman
1-13	@ Houston	L	100-103	20-11	16,611	23-Robinson	10-Robinson
1-15	DALLAS	L	103-108	20-12	16,019	43-Robinson	17-Robinson
1-17	@ Boston	W	101-92	21-12	14,890	24-Person	18-Rodman
1-18	@ Charlotte	L	110-111	21-13	23,698	42-Robinson	10-Rodman
1-20	@ Miami	W	115-114 (OT)	22-13	14,687	26-Robinson	11-Robinson
1-22	@ Indiana	L	93-98	22-14	16,672	34-Robinson	25-Rodman
1-24	@ Chicago	W	104-102 (OT)	23-14	22,414	30-Robinson	23-Rodman
1-26	HOUSTON	W	103-100	24-14	33,360	26-Elliott	22-Rodman
1-28	DENVER	W	103-77	25-14	32,820	31-Elliott	17-Rodman
1-31	@ Sacramento	W	97-96	26-14	17,317	23-Robinson	19-Rodman
FEBRUARY RECORD: 11-2 (HOME: 7-0, ROAD: 4-2)							
2-1	@ Portland	W	111-107	27-14	12,888	34-Robinson	19-Rodman
2-3	@ Dallas	W	114-103	28-14	17,502	20-Robinson	20-Rodman
2-4	SACRAMENTO	W	97-96	29-14	18,436	34-Robinson	22-Rodman
2-7	@ Seattle	W	106-103	30-14	15,803	31-Robinson	27-Rodman
2-8	@ LA Lakers	L	99-115	30-15	14,175	24-Person	10-Rodman
2-14	UTAH	W	112-96	31-15	18,490	29-Robinson	9-Robinson/Rodman
2-16	@ Utah	L	113-120	31-16	19,911	22-Elliott	20-Rodman
2-18	ATLANTA	W	111-97	32-16	33,072	31-Del Negro	18-Rodman
2-21	@ Houston	W	98-97	33-16	16,611	23-Del Negro	30-Rodman
2-22	PHOENIX	W	105-100	34-16	20,443	34-Robinson	24-Rodman
2-24	DETROIT	W	114-97	35-16	20,443	37-Robinson	21-Rodman
2-26	GOLDEN ST.	W	129-99	36-16	29,014	30-Robinson	22-Rodman
2-28	CLEVELAND	W	100-83	37-16	15,546	18-Robinson	21-Rodman
MARCH RECORD: 14-2 (HOME: 8-1, ROAD: 6-1)							
3-3	ORLANDO	W	112-111	38-16	35,818	24-Robinson	20-Rodman
3-5	HOUSTON	W	124-103	39-16	35,818	31-Robinson	27-Rodman
3-7	INDIANA	L	100-117	39-17	17,665	28-Elliott	14-Rodman
3-9	@ Cleveland	W	100-98	40-17	20,562	26-Robinson	10-Rodman
3-10	@ Philadelphia	W	100-94	41-17	16,575	33-Robinson	22-Rodman
3-12	@ Orlando	L	104-110	41-18	16,010	34-Robinson	23-Rodman
3-14	MINNESOTA	W	115-100	42-18	19,031	24-Robinson	14-Rodman
3-16	PHILADELPHIA	W	112-86	43-18	17,660	26-Robinson	15-Cummings
3-18	DALLAS	W	116-106	44-18	35,888	36-Robinson	14-Rodman
3-20	SEATTLE	W	104-96	45-18	19,798	24-Robinson	11-Person/Reid
3-22	@ New Jersey	W	102-85	46-18	20,049	22-Robinson	9-Reid/Robinson
3-24	@ Minnesota	W	111-97	47-18	15,112	29-Robinson	13-Robinson
3-25	@ Milwaukee	W	113-105	48-18	16,633	27-Robinson	12-Robinson
3-27	@ Detroit	W	114-93	49-18	16,084	40-Robinson	12-Robinson
3-29	LA LAKERS	W	107-84	50-18	18,027	30-Robinson	16-Cummings/Robinson
3-31	MILWAUKEE	W	118-102	51-18	32,107	26-Robinson	10-Reid/Robinson
APRIL RECORD: 11-2 (HOME: 4-1, ROAD: 7-1)							
4-2	PHOENIX	W	109-106	52-18	35,888	30-Elliott	14-Robinson
4-4	@ LA Clippers	W	113-89	53-18	10,856	27-Robinson	18-Robinson
4-6	@ Sacramento	W	96-94	54-18	17,317	29-Robinson	15-Cummings
4-8	@ Golden St.	W	112-99	55-18	15,025	36-Robinson	11-Cummings
4-9	@ LA Lakers	W	101-87	56-18	17,505	26-Robinson	18-Robinson
4-11	PORTLAND	L	71-91	56-19	19,011	21-Robinson	12-Robinson
4-12	@ Phoenix	L	111-115	56-20	19,023	25-Robinson	11-Cummings
4-14	SACRAMENTO	W	98-88	57-20	25,130	22-Robinson	16-Robinson
4-16	@ Denver	W	112-109 (OT)	58-20	17,171	42-Robinson	14-Robinson
4-18	DENVER	W	107-96	59-20	18,481	30-Robinson	13-Rodman
4-20	@ Dallas	W	112-111	60-20	17,502	36-Robinson	13-Robinson
4-21	LA CLIPPERS	W	107-96	61-20	25,501	21-Elliott	17-Rodman
4-23	@ Minnesota	W	97-91	62-20	18,872	20-Person	16-Rodman

1995–96 RECAP



Vinny Del Negro

RECORD

59-23 (33-8 home: 26-15 road)
First in Midwest Division

HONORS

David Robinson, IBM Award
David Robinson, All-NBA First Team
David Robinson, All-Defensive First Team
Sean Elliott, NBA All-Star
David Robinson, NBA All-Star

PLAYOFFS

Defeated Phoenix, First Round, 3-1
Lost to Utah,
Western Conference Semifinals, 4-2

SPURS LEADERS

Scoring: David Robinson 25.0 ppg
Rebounding: David Robinson 12.2 rpg
Assists: Avery Johnson 9.6 apg

Head Coach: Bob Hill
Assistants: Hank Egan, Dave Cowens
& Paul Pressey

1995–96 SEASON NOTES

- The 1996 All-Star Game was held in San Antonio ... the East beat the West 129-118 in front of 36,037 in the Dome ... Michael Jordan – in his first All-Star Game since 1993 – was the MVP, finishing with 20 points in 22 minutes ... for the Western squad David Robinson had 18 points and 11 rebounds in 23 minutes and Sean Elliott finished with 13 points in 22 minutes.
- The Spurs finished the month of March with a perfect 16-0 record, matching the '71–72 Lakers for the best month ever recorded in NBA history ... the Spurs perfect month was part of a franchise-record 17 game winning streak which went from 2/29–4/2.
- Avery Johnson and Vinny Del Negro finished with the best assist-to-turnover ratio among any starting backcourt in the NBA ... AJ and Vinny combined for a 3.74-to-1 assist-to-turnover ratio ... Johnson's personal assist-to-turnover ratio of 4.05-to-1 was the best among any starter in the league.
- David Robinson and Chuck Person both hit a pair of major milestones during the season ... on 3/14 vs. the Heat, Person connected on the 1,000th three-pointer of his career, becoming just the fourth player in history to hit the 1,000 mark ... then, on 4/15 at Portland, Robinson became just the 10th player in NBA history to record 2,000 career blocks.


1995–96 SPURS FINAL STATISTICS (59-23)

PLAYER	G	GS	MIN	3-POINT						REBOUNDING									SCORING	
				FG-FGA	PCT	FG-FGA	PCT	FT-FTA	PCT	OFF	DEF	TOT	AST	PF	DQ	STL	TO	BLK	PTS	AVG
Robinson	82	82	3019	711-1378	.516	3-9	.333	626-823	.761	319	681	1000	247	262	1	111	190	271	2051	25.0
Elliott	77	77	2901	525-1127	.466	161-392	.411	326-423	.771	69	327	396	211	178	1	69	198	33	1537	20.0
Del Negro	82	82	2766	478-962	.497	57-150	.380	178-214	.832	36	236	272	315	166	0	85	100	6	1191	14.5
Johnson	82	82	3084	438-887	.494	6-31	.194	189-262	.721	37	169	206	789	179	1	119	195	21	1071	13.1
Person	80	16	2131	307-705	.437	190-463	.410	67-104	.644	76	337	413	100	197	2	49	91	26	873	10.9
Smith	32	30	826	130-284	.458	0-0	.000	46-60	.767	74	128	202	36	100	1	32	45	29	306	9.6
Reid	32	5	643	72-164	.439	0-1	.000	64-87	.736	35	88	123	14	98	0	25	49	10	208	6.5
Perdue	80	22	1396	173-331	.523	0-1	.000	67-125	.536	175	310	485	33	183	0	28	86	75	413	5.2
Rivers	78	0	1235	108-290	.372	47-137	.343	48-64	.750	30	108	138	123	175	0	73	57	21	311	4.0
Lohaus	32	1	273	39-96	.406	27-65	.415	2-3	.667	5	28	33	17	34	0	2	9	7	107	3.3
Demps	16	0	87	19-33	.576	1-2	.500	14-17	.824	2	7	9	8	10	0	3	12	1	53	3.3
Williams	17	0	122	20-46	.435	0-1	.000	9-12	.750	11	12	23	4	17	0	4	13	2	49	2.9
Alexander	60	0	560	63-155	.406	26-66	.394	16-25	.640	9	33	42	121	94	0	27	68	2	168	2.8
Herrera	44	6	393	40-97	.412	0-1	.000	5-17	.294	30	51	81	16	61	0	9	29	8	85	1.9
Anderson	46	7	344	24-47	.511	0-1	.000	6-25	.240	29	71	100	10	66	0	9	22	24	54	1.2
SPURS	82			3148-6602	.477	518-1320	.392	1863-2261	.736	937	2586	3527	2044	1820	6	645	1195	536	8477	103.4
OPPONENTS	82			3017-6866	.439	441-1337	.330	1485-2034	.730	1109	2473	3582	1849	1972	19	604	1257	428	7960	97.1

59-23 (FIRST IN MIDWEST DIVISION)

DATE	OPPONENT	W-L	SCORE	REC.	ATT.	HI-SCORER	HI-REBOUNDER
NOVEMBER RECORD: 8-4 (HOME: 4-2, ROAD: 4-2)							
11-3	DALLAS	L	97-103	0-1	28,821	24-Elliott	10-Robinson
11-4	@ Denver	W	116-108	1-1	17,171	32-Elliott	15-Robinson
11-8	VANCOUVER	W	111-62	2-1	12,355	31-Robinson	11-Perdue
11-10	MILWAUKEE	W	104-90	3-1	14,353	22-Elliott	12-Robinson
11-12	@ Cleveland	W	84-81	4-1	15,137	18-Robinson	12-Robinson
11-14	@ Milwaukee	L	84-98	4-2	13,464	31-Elliott	15-Robinson
11-15	@ Minnesota	W	105-96	5-2	9,954	30-Robinson	12-Robinson
11-18	CHARLOTTE	W	109-107	6-2	15,750	27-Robinson	14-Robinson
11-22	CHICAGO	L	94-103	6-3	35,888	26-Robinson	15-Robinson
11-24	@ Seattle	L	100-112	6-4	17,072	32-Elliott	8-Robinson
11-25	@ L.A. Clippers	W	100-91	7-4	7,600	21-Del Negro	8-Elliott
11-29	L.A. CLIPPERS	W	105-86	8-4	13,206	33-Robinson	11-Robinson
DECEMBER RECORD: 11-4 (HOME: 7-1, ROAD: 4-3)							
12-2	PHOENIX	W	101-93	9-4	27,566	37-Robinson	15-Robinson
12-5	L.A. LAKERS	W	117-89	10-4	14,551	24-Robinson	8-Perdue
12-7	@ Atlanta	W	104-102	11-4	8,717	31-Robinson	17-Robinson
12-8	@ Chicago	L	87-106	11-5	23,802	30-Robinson	12-Robinson
12-10	@ New York	L	112-118 (2OT)	11-6	19,763	45-Robinson	16-Robinson
12-13	SEATTLE	L	83-88	11-7	13,645	23-Robinson	14-Perdue
12-14	@ Dallas	W	126-111	12-7	17,027	33-Robinson	15-Perdue
12-16	SACRAMENTO	W	122-106	13-7	15,675	31-Elliott	15-Perdue
12-19	PORTLAND	W	111-103	14-7	12,851	31-Robinson	10-Rivers
12-21	DENVER	W	114-96	15-7	14,663	25-Robinson	15-Robinson
12-23	HOUSTON	W	110-95	16-7	26,145	26-Elliott	16-Robinson
12-25	@ Phoenix	W	105-100	17-7	19,023	28-Elliott	10-Robinson
12-26	@ Sacramento	L	98-115	17-8	17,317	25-Robinson	14-Robinson
12-28	@ L.A. Lakers	W	107-99	18-8	17,505	29-Robinson	15-Perdue
12-30	MINNESOTA	W	122-84	19-8	17,049	33-Elliott	13-Person
JANUARY RECORD: 9-5 (HOME: 6-2, ROAD: 3-3)							
1-3	UTAH	W	111-97	20-8	23,883	31-Robinson	13-Robinson
1-5	INDIANA	L	92-105	20-9	27,513	28-Elliott	9-Robinson
1-9	@ Houston	W	88-82	21-9	16,285	20-Elliott	13-Robinson
1-10	CLEVELAND	W	92-86	22-9	12,150	26-Elliott	20-Robinson
1-12	@ Utah	W	101-94	23-9	19,911	28-Robinson	15-Robinson
1-13	ORLANDO	W	106-105	24-9	30,256	30-Del Negro	16-Robinson
1-16	BOSTON	W	121-97	25-9	15,599	27-Robinson	14-Person
1-18	@ Detroit	L	98-100	25-10	20,112	37-Robinson	14-Perdue
1-19	@ Minnesota	L	92-100	25-11	18,827	22-Lohaus	15-Robinson
1-21	@ Philadelphia	W	118-88	26-11	13,311	23-Robinson	8-Robinson
1-22	@ Miami	L	89-96	26-12	14,589	25-Elliott/Robinson	12-Perdue
1-24	DETROIT	L	84-85	26-13	13,609	19-Johnson	17-Perdue
1-26	PORTLAND	W	87-83	27-13	15,927	21-Person	21-Robinson
1-31	L.A. CLIPPERS	W	115-106	28-13	13,739	26-Johnson	10-Robinson
FEBRUARY RECORD: 9-5 (HOME: 4-1, ROAD: 5-4)							
2-2	MINNESOTA	W	101-90	29-13	14,236	21-Robinson	10-Robinson
2-4	@ Orlando	L	109-122 (OT)	29-14	17,248	36-Robinson	11-Robinson
2-6	@ Charlotte	W	109-102	30-14	24,042	23-Elliott/Robinson	15-Robinson
2-7	@ Boston	W	99-89	31-14	18,624	16-Elliott	19-Robinson
2-13	UTAH	L	111-114 (OT)	31-15	15,150	29-Elliott	17-Robinson
2-15	@ Houston	L	108-112	31-16	16,285	31-Del Negro	13-Robinson
2-16	GOLDEN STATE	W	113-95	32-16	16,673	20-Del Negro	18-Robinson
2-18	HOUSTON	W	93-79	33-16	34,215	25-Robinson	12-Robinson
2-20	@ Portland	W	108-105	34-16	20,640	39-Robinson	9-Robinson
2-21	@ Golden State	L	92-95	34-17	15,025	20-Robinson	13-Robinson
2-23	@ Sacramento	W	112-105	35-17	17,317	34-Robinson	14-Robinson
2-25	@ Vancouver	W	95-84	36-17	16,598	29-Elliott	12-Person
2-27	@ L.A. Clippers	L	90-95	36-18	14,555	28-Robinson	12-Smith
2-29	TORONTO	W	120-95	37-18	18,083	24-Del Negro	8-Perdue
MARCH RECORD: 16-0 (HOME: 8-0, ROAD: 8-0)							
3-2	PHILADELPHIA	W	115-101	38-18	29,319	33-Elliott	10-Perdue
3-4	@ Denver	W	101-90	39-18	15,734	28-Robinson	13-Robinson
3-6	DENVER	W	100-90	40-18	14,008	29-Del Negro	10-Perdue
3-8	NEW JERSEY	W	115-100	41-18	16,844	44-Robinson	14-Smith
3-10	@ Seattle	W	106-105	42-18	17,072	36-Robinson	13-Robinson
3-12	@ Golden State	W	106-98	43-18	15,025	28-Robinson	11-Robinson
3-14	MIAMI	W	120-100	44-18	19,595	28-Robinson	18-Robinson
3-16	ATLANTA	W	119-92	45-18	29,262	24-Elliott	14-Robinson
3-18	GOLDEN STATE	W	104-98	46-18	15,581	32-Robinson	14-Robinson
3-22	@ Washington	W	112-101	47-18	15,123	33-Robinson	12-Perdue
3-22	@ Toronto	W	120-108	48-18	25,964	24-Elliott/Robinson	9-Robinson
3-24	@ Indiana	W	100-88	49-18	16,734	22-Robinson	13-Robinson
3-25	@ New Jersey	W	95-88	50-18	16,037	35-Elliott	17-Robinson
3-27	NEW YORK	W	90-84	51-18	18,291	21-Robinson	13-Robinson
3-29	@ Dallas	W	119-104	52-18	17,502	31-Robinson	15-Robinson
3-31	PHOENIX	W	97-83	53-18	32,272	22-Robinson	13-Robinson
APRIL RECORD: 6-5 (HOME: 4-2, ROAD: 2-3)							
4-2	@ Phoenix	L	104-111	53-19	19,023	28-Robinson	11-Robinson
4-3	SACRAMENTO	W	117-96	54-19	13,910	25-Del Negro	9-Robinson
4-5	WASHINGTON	L	84-104	54-20	19,452	24-Robinson	18-Robinson
4-7	@ L.A. Lakers	L	97-107	54-21	17,130	40-Robinson	11-Robinson
4-8	@ Utah	W	92-91	55-21	19,911	21-Elliott	12-Robinson
4-10	VANCOUVER	W	105-82	56-21	17,269	15-Person	11-Robinson
4-13	SEATTLE	W	84-81	57-21	31,710	24-Robinson	16-Robinson
4-15	@ Portland	L	97-121	57-22	21,401	25-Robinson	13-Robinson
4-16	@ Vancouver	W	95-86	58-22	16,127	23-Elliott	5-Del Negro/Robinson
4-18	L.A. LAKERS	W	103-100	59-22	22,184	29-Robinson	17-Person
4-21	DALLAS	L	98-103	59-23	18,174	32-Robinson	13-Robinson

1996-97 RECAP



Will Perdue

RECORD

20-62 (12-29 home: 8-33 road)
Sixth in Midwest Division

HONORS

None

PLAYOFFS

None

SPURS LEADERS

Scoring: Dominique Wilkins 18.2 ppg

Rebounding: Will Perdue 9.8 rpg

Assists: Avery Johnson 6.8 apg

Head Coach: Bob Hill/Gregg Popovich

Assistants: Hank Egan, Paul Pressey
& Mike Budenholzer

1996-97 SEASON NOTES

- Injuries were the big story for the Spurs all season, as 11 different players missed games due to injury ... Chuck Person (82), David Robinson (76), Charles Smith (63), Sean Elliott (43), Dominique Wilkins (19), Will Perdue (17), Monty Williams (16), Vinny Del Negro (10), Vernon Maxwell (10), Avery Johnson (6) and Carl Herrera (5) combined to miss a total of 347 games due to injuries ... a total of 20 players suited up for the Spurs and the team used 24 different starting lineups.
- The Spurs were 3-15 when Gregg Popovich replaced Bob Hill as head ccoach on 12/10/96 ... the Spurs finished the season with a 20-62 mark, the worst record in franchise history ... for just the fourth time in their NBA history, the Spurs failed to qualify for the playoffs.
- One of the bright spots was the play of 37-year-old forward Dominique Wilkins ... signed as a free agent before the start of the season, Wilkins averaged 18.2 points and 6.4 rebounds in 30.9 minutes in 63 games ... he finished the season with 26,534 career points, which placed him in seventh place on the NBA's all-time scoring list.


1996-97 SPURS FINAL STATISTICS (20-62)

PLAYER	G	GS	MIN	3-POINT					REBOUNDING								SCORING		
				FG-FGA	PCT	FG-FGA	PCT	FT-FTA	PCT	OFF	DEF	TOT	AST	PF	DQ	STL	TO	BLK	PTS
Wilkins	63	26	1945	397-953	.417	70-239	.293	281-350	.803	169	233	402	119	100	0	39	135	31	1145 18.2
Robinson	6	6	147	36-72	.500	0-0	.000	34-52	.654	19	32	51	8	9	0	6	8	6	106 17.7
Elliott	39	39	1393	196-464	.422	42-126	.333	148-196	.755	48	142	190	124	105	1	24	89	24	582 14.9
Maxwell	72	31	2068	340-906	.375	115-372	.309	134-180	.744	27	132	159	153	168	1	87	121	19	929 12.9
Del Negro	72	53	2243	365-781	.467	44-140	.314	112-129	.868	39	171	210	231	131	0	59	92	7	886 12.3
Johnson	76	76	2472	327-685	.477	6-26	.231	140-203	.690	32	115	147	513	158	1	96	146	15	800 10.5
Williams	65	26	1345	234-460	.509	0-1	.000	120-186	.645	98	108	206	91	161	1	55	116	52	588 9.0
Perdue	65	34	1918	233-410	.568	0-0	.000	99-171	.579	251	387	638	38	184	2	32	87	102	565 8.7
Herrera	75	58	1837	257-593	.433	2-6	.333	81-118	.686	118	222	340	50	217	3	62	95	53	597 8.0
Alexander	80	6	1454	194-490	.396	94-252	.373	95-129	.736	29	94	123	254	148	0	82	146	16	577 7.2
Smith	19	7	329	34-84	.405	0-1	.000	20-26	.769	18	47	65	14	44	0	13	22	22	88 4.6
Nickerson	3	0	36	3-9	.333	0-1	.000	7-7	1.000	1	3	4	1	1	0	0	0	1	13 4.3
Hancock	1	0	8	1-2	.500	0-0	.000	2-2	1.000	0	0	0	1	2	0	0	0	0	4 4.0
Anderson	82	48	1659	130-262	.496	0-1	.000	62-93	.667	157	291	448	34	225	2	63	73	67	322 3.9
Howard	7	0	69	7-12	.583	0-0	.000	12-14	.857	4	5	9	1	7	0	8	5	2	26 3.7
Feick	38	0	614	54-153	.353	4-13	.308	34-65	.523	81	130	211	26	75	0	16	31	13	146 3.8
Gray	3	0	24	5-15	.333	0-0	.000	0-1	.000	3	2	5	0	8	0	1	5	0	10 3.3
Sasser	6	0	62	8-19	.421	1-2	.500	0-0	.000	0	7	7	1	11	0	2	2	0	17 2.8
Courtney	5	0	48	5-16	.313	0-0	.000	3-5	.600	4	3	7	0	6	0	0	2	0	13 2.6
Kempton	10	0	59	1-5	.200	0-0	.000	2-2	1.000	3	5	8	2	4	0	1	7	1	4 0.4
SPURS	82			2827-6391	.442	378-1180	.320	1386-1929	.719	1101	2129	3230	1661	1764	11	646	1243	431	7418 90.5
OPPONENTS	82			3002-6379	.471	552-1425	.387	1508-2042	.738	1048	2302	3350	1955	1646	4	664	1180	448	8064 98.3

20-62 (SIXTH IN MIDWEST DIVISION)

DATE	OPPONENT	W-L	SCORE	REC.	ATT.	HI-SCORER	HI-REBOUNDER
NOVEMBER RECORD: 2-13 (HOME: 1-7, ROAD: 1-6)							
11-1	@ Minnesota	L	78-82	0-1	18,109	18-Wilkins	8-Elliott/Wilkins
11-3	DENVER	L	79-88	0-2	20,791	17-Elliott	10-Smith
11-5	@ Cleveland	W	74-68	1-2	15,587	17-Elliott	13-Anderson
11-6	@ Washington	L	86-96	1-3	17,110	18-Elliott	11-Anderson
11-8	SEATTLE	L	75-87	1-4	15,027	15-Elliott/Johnson	11-Elliott
11-10	@ Portland	L	81-94	1-5	20,112	18-Wilkins	11-Wilkins
11-13	L.A. LAKERS	W	95-83	2-5	26,002	28-Wilkins	11-Wilkins
11-15	INDIANA	L	78-93	2-6	14,395	19-Wilkins	16-Wilkins
11-17	GOLDEN STATE	L	92-102	2-7	13,334	17-Johnson/Maxwell	7-Herrera/Perdue/Wilkins
11-20	L.A. CLIPPERS	L	81-93	2-8	13,386	24-Wilkins	14-Perdue
11-22	@ L.A. Lakers	L	86-96	2-9	17,505	19-Wilkins	13-Wilkins
11-24	@ Vancouver	L	91-96	2-10	15,874	26-Wilkins	11-Wilkins
11-26	@ Dallas	L	101-105	2-11	14,567	32-Wilkins	8-Perdue/Williams
11-27	PORTLAND	L	109-120	2-12	13,797	33-Wilkins	11-Wilkins
11-30	CHICAGO	L	88-97	2-13	37,058	25-Wilkins	23-Perdue
DECEMBER RECORD: 5-7 (HOME: 3-2, ROAD: 2-5)							
12-4	PHILADELPHIA	W	113-103	3-13	12,968	24-Johnson/Wilkins	10-Wilkins
12-6	VANCOUVER	L	89-105	3-14	13,646	24-Wilkins	11-Perdue
12-8	@ Golden State	L	88-114	3-15	13,057	15-Wilkins/Perdue	6-Anderson/Perdue
12-10	@ Phoenix	L	76-93	3-16	19,023	17-Wilkins	9-Robinson
12-12	@ L.A. Clippers	L	94-97	3-17	11,349	20-Robinson	7-Robinson
12-14	DALLAS	W	106-105	4-17	16,548	27-Robinson	10-Robinson
12-19	@ Houston	W	115-101	5-17	16,285	24-Wilkins	9-Robinson
12-21	PHOENIX	W	101-88	6-17	16,053	29-Elliott	12-Perdue
12-23	MIAMI	L	79-90	6-18	24,702	18-Elliott/Robinson	7-Elliott/Perdue
12-26	@ Seattle	L	86-94	6-19	17,072	17-Elliott/Wilkins	7-Wilkins
12-29	@ Portland	L	86-110	6-20	20,049	16-Wilkins	8-Perdue
12-30	@ Vancouver	W	95-88	7-20	15,749	23-Maxwell/Johnson	13-Perdue
JANUARY RECORD: 4-11 (HOME: 3-5, ROAD: 1-6)							
1-2	UTAH	W	83-80	8-20	15,220	22-Johnson	12-Perdue
1-3	@ Denver	W	93-91	9-20	10,504	24-Maxwell	16-Perdue
1-5	L.A. CLIPPERS	L	84-93	9-21	12,891	23-Maxwell	10-Herrera
1-7	@ New Jersey	L	74-90	9-22	13,860	16-Johnson/Williams	9-Perdue
1-8	@ Boston	L	83-107	9-23	14,490	14-Johnson/Williams	14-Perdue
1-10	@ Detroit	L	78-84	9-24	19,733	21-Maxwell	12-Perdue
1-11	@ Atlanta	L	82-87 (OT)	9-25	15,877	21-Johnson	17-Perdue
1-15	NEW YORK	L	77-94	9-26	14,541	22-Maxwell	13-Perdue
1-17	SACRAMENTO	W	96-76	10-26	13,938	19-Elliott	11-Perdue
1-20	@ Minnesota	L	83-96	10-27	17,113	22-Del Negro	13-Perdue
1-22	NEW JERSEY	L	95-103	10-28	12,802	20-Maxwell/Wilkins	9-Elliott
1-24	DALLAS	W	97-87	11-28	13,695	24-Wilkins	12-Perdue
1-26	@ Milwaukee	L	76-94	11-29	13,179	22-Herrera	11-Herrera
1-29	L.A. LAKERS	L	92-99	11-30	25,570	28-Wilkins	12-Wilkins
1-31	MINNESOTA	L	95-97	11-31	13,564	27-Maxwell/Wilkins	9-Anderson
FEBRUARY RECORD: 2-12 (HOME: 1-7, ROAD: 1-5)							
2-3	SACRAMENTO	L	79-85	11-32	12,764	15-Maxwell	12-Anderson
2-5	@ Philadelphia	L	97-113	11-33	13,845	19-Maxwell	12-Feick
2-6	@ New York	L	84-86	11-34	19,763	19-Wilkins	12-Anderson
2-11	@ Dallas	W	111-97	12-34	13,172	34-Maxwell	16-Perdue
2-12	VANCOUVER	L	101-106	12-35	12,463	19-Maxwell	10-Herrera
2-14	GOLDEN STATE	L	94-108	12-36	14,501	22-Wilkins	17-Anderson
2-15	ATLANTA	L	89-109	12-37	26,809	24-Maxwell	13-Anderson
2-18	@ Utah	L	105-113	12-38	19,911	32-Wilkins	12-Wilkins
2-19	TORONTO	L	92-125	12-39	13,179	17-Herrera/Wilkins	10-Perdue
2-21	MILWAUKEE	W	98-93	13-39	13,829	24-Herrera	8-Wilkins/Perdue
2-23	@ Houston	L	85-95	13-40	16,285	28-Wilkins	14-Perdue
2-24	CHARLOTTE	L	84-96	13-41	13,092	24-Del Negro	13-Perdue
2-26	MINNESOTA	L	89-108	13-42	14,153	20-Wilkins	17-Perdue
2-28	@ Orlando	L	73-94	13-43	17,248	19-Wilkins	8-Feick
MARCH RECORD: 5-10 (HOME: 3-3, ROAD: 2-7)							
3-2	@ Miami	L	72-79	13-44	15,200	28-Williams	12-Herrera
3-4	@ Charlotte	L	98-105	13-45	24,042	21-Herrera	7-Perdue
3-5	@ Chicago	L	69-111	13-46	23,841	19-Williams	15-Feick
3-7	@ Toronto	W	106-103	14-46	16,178	34-Maxwell	10-Anderson
3-8	@ Indiana	W	102-98	15-46	16,621	26-Johnson	11-Anderson
3-11	HOUSTON	L	79-103	15-47	27,855	19-Williams	7-Feick
3-14	BOSTON	L	103-92	16-47	16,618	22-Alexander/Wilkins	9-Herrera/Perdue
3-15	@ Denver	L	105-121	16-48	11,051	20-Wilkins	9-Anderson
3-17	WASHINGTON	L	85-109	16-49	16,178	24-Alexander	7-Perdue
3-20	@ Phoenix	L	106-113	16-50	19,023	26-Alexander/Maxwell	14-Perdue
3-21	@ Sacramento	L	110-114 (OT)	16-51	17,317	31-Wilkins	7-Feick/Perdue
3-23	@ L.A. Clippers	L	91-106	16-52	13,423	17-Del Negro/Wilkins	12-Perdue
3-25	CLEVELAND	W	64-59	17-52	18,631	10-Maxwell/Johnson	14-Perdue
3-27	ORLANDO	W	97-93	18-52	16,792	20-Williams	7-Herrera
3-29	UTAH	L	102-115	18-53	25,705	26-Wilkins	11-Perdue
APRIL RECORD: 2-9 (HOME: 1-5, ROAD: 1-4)							
4-2	DETROIT	W	92-99	18-54	14,489	22-Herrera	16-Perdue
4-4	@ L.A. Lakers	W	94-83	19-54	17,505	28-Wilkins	7-Perdue/Wilkins
4-5	@ Golden State	L	103-120	19-55	13,948	25-Wilkins	7-Anderson
4-7	@ Utah	L	93-116	19-56	19,911	24-Alexander	10-Feick
4-8	DENVER	W	96-90	20-56	13,484	30-Williams	16-Anderson
4-10	PORTLAND	L	81-98	20-57	13,813	13-Feick/Perdue	13-Perdue
4-12	SEATTLE	L	91-96	20-58	21,206	17-Maxwell/Johnson	12-Feick/Perdue
4-14	@ Sacramento	L	106-120	20-59	17,317	29-Del Negro	18-Perdue
4-15	@ Seattle	L	88-108	20-60	17,072	17-Johnson	8-Perdue
4-18	PHOENIX	L	95-106	20-61	17,599	16-Perdue	12-Perdue
4-20	HOUSTON	L	99-103	20-62	23,553	19-Herrera	14-Herrera

1997-98 RECAP



Tim Duncan

RECORD

56-26 (31-10 home: 25-16 road)
Second in Midwest Division

HONORS

Avery Johnson, NBA Sportsmanship Award
Tim Duncan, NBA Rookie of the Year
Tim Duncan, All-NBA First Team
David Robinson, All-NBA Second Team
Tim Duncan, All-Defensive Second Team
David Robinson, All-Defensive Second Team
Tim Duncan, NBA All-Star
David Robinson, NBA All-Star

PLAYOFFS

Defeated Phoenix, First Round, 3-1
Lost to Utah,
Western Conference Semifinals, 4-1

SPURS LEADERS

Scoring: David Robinson 21.6 ppg
Rebounding: Tim Duncan 11.9 rpg
Assists: Avery Johnson 7.9 apg

Head Coach: Gregg Popovich
Assistants: Hank Egan, Paul Pressey
& Mike Budenholzer

1997-98 SEASON NOTES

- The Spurs set an NBA record for the largest single season turnaround, posting a 56-26 mark - a 36 game improvement over their 20-62 record during the 1996-97 season ... the Spurs broke the old NBA record for a single season turnaround of 35 games, a mark set by the Spurs during the 1989-90 season.
- Tim Duncan enjoyed an impressive rookie season, averaging 21.1 points, 11.9 rebounds and 2.51 blocks per game ... he was the NBA Rookie of the Year, after being named the NBA Rookie of the Month all six months ... in addition, he earned a spot on the All-NBA First Team and the All-Defensive Second Team.
- After appearing in just six games during the 1996-97 season due to injuries, David Robinson returned to All-Star form during the 1997-98 campaign ... he appeared in 73 games, averaging 21.6 points, 10.6 rebounds and 2.63 blocks per contest ... Robinson joined Tim Duncan as a member of the 1998 NBA All-Star team ... in addition, he was named to the All-NBA Second Team and the All-Defensive Second Team.
- Tim Duncan and David Robinson became just the eighth set of teammates in NBA history to both average 20-plus points and 10-plus rebounds ... since 1970 the feat has been accomplished just four times ... in addition to Duncan and Robinson, other 20-point, 10-rebound teammates since that time have been Ralph Sampson and Hakeem Olajuwon (Houston in '84-'85), Charles Barkley and Moses Malone (Philadelphia in '85-'86) and Alonzo Mourning and Larry Johnson (Charlotte in '92-'93).


1997-98 SPURS FINAL STATISTICS (56-26)

PLAYER	G	GS	MIN	3-POINT				REBOUNDING			SCORING						
				FG-FGA	PCT	FG-FGA	PCT	FT-FTA	PCT	OFF	DEF	TOT	AST	PF	DQ	STL	TO BLK
Robinson	73	73	2457	544-1065	.511	1-4	.250	485-660	.735	239	536	775	199	204	2	64	202 192
Duncan	82	82	3204	706-1287	.549	0-10	.000	319-482	.662	274	703	977	224	254	1	55	279 206
Johnson	75	73	2674	321-671	.478	2-13	.154	122-168	.726	30	120	150	591	140	0	84	165 18
Del Negro	54	38	1721	211-479	.441	17-39	.436	74-93	.796	13	139	152	183	113	0	39	53 6
Elliott	36	36	1012	122-303	.403	34-90	.378	56-78	.718	16	108	124	62	92	1	24	57 14
Jackson	82	45	2226	258-654	.394	112-297	.377	94-118	.797	55	155	210	156	222	3	60	104 8
Person	61	11	1455	143-398	.359	95-276	.344	28-37	.757	17	187	204	86	121	1	29	67 10
Williams	72	16	1314	165-368	.448	1-2	.500	122-182	.670	67	112	179	89	133	1	34	82 24
Perdue	79	30	1491	162-295	.549	0-1	.000	70-133	.526	177	358	535	57	137	0	22	81 50
Alexander	37	3	501	60-145	.414	20-64	.313	25-37	.676	7	40	47	71	53	2	25	47 5
Rose	53	0	429	59-136	.434	1-3	.333	39-61	.639	40	50	90	19	79	1	21	44 7
Herrera	58	1	516	76-175	.434	0-1	.000	18-44	.409	24	67	91	22	71	1	19	38 12
Geary	62	2	685	56-169	.331	12-40	.300	28-56	.500	19	48	67	74	95	0	37	42 12
Lohaus	9	0	102	7-21	.333	4-14	.286	1-3	.333	3	9	12	5	10	0	1	3 2
Burton	13	0	43	8-21	.381	3-9	.333	8-12	.667	3	6	9	1	7	0	2	1 2
SPURS	82	19830	2898-6187	.468	302-863	.350	1489-2164	.688	984 2638 3622	1839	1731	13 516 1318 568	7587	92.5			
OPPONENTS	82	19830	2737-6656	.411	338-1029	.328	1448-1956	.740	1017 2236 3253	1556	1845	20 730 1045 378	7260	88.5			

56-26 (SECOND IN MIDWEST DIVISION)

DATE	OPPONENT	W-L	SCORE	REC.	ATT.	HI-SCORER	HI-REBOUNDER
OCTOBER RECORD: 1-0 (HOME: 0-0, ROAD: 1-0)							
10-31	@Denver	W	107-96	1-0	15,031	21-Robinson	13-Robinson
NOVEMBER RECORD: 8-7 (HOME: 5-3, ROAD: 3-4)							
11-1	CLEVELAND	W	83-80	2-0	24,793	22-Robinson	9-Robinson
11-3	@Chicago	L	83-87 (2OT)	2-1	23,868	21-Robinson	22-Duncan
11-5	VANCOUVER	W	87-79	3-1	14,523	22-Robinson	17-Robinson
11-8	UTAH	W	87-80	4-1	19,100	28-Robinson	13-Duncan
11-10	@Toronto	W	100-98	5-1	18,174	32-Robinson	8-Duncan
11-11	@Minnesota	W	93-92	6-1	14,593	36-Robinson	16-Robinson
11-13	L.A. LAKERS	L	100-109 (OT)	6-2	20,557	27-Robinson	14-Robinson
11-15	MINNESOTA	L	94-105	6-3	17,410	29-Robinson	18-Robinson
11-19	GOLDEN STATE	W	108-87	7-3	15,326	21-Robinson	11-Robinson
11-21	@Seattle	L	74-94	7-4	17,072	13-Williams	15-Perdue
11-22	@Utah	L	74-103	7-5	19,911	22-Robinson	11-Robinson
11-25	@Dallas	W	102-91	8-5	11,557	22-Robinson	11-Robinson
11-26	WASHINGTON	L	94-98	8-6	14,436	34-Robinson	14-Duncan
11-29	DALLAS	W	96-87	9-6	16,270	18-Robinson	14-Duncan
11-30	@Atlanta	L	96-108	9-7	15,294	23-Robinson	8-Duncan
DECEMBER RECORD: 9-4 (HOME: 7-0, ROAD: 2-4)							
12-2	NEW YORK	W	90-84	10-7	14,967	23-Duncan/Robinson	14-Robinson
12-4	@L.A. Clippers	L	96-100 (OT)	10-8	5,302	25-Robinson	16-Duncan
12-5	@L.A. Lakers	L	88-98	10-9	17,505	19-Robinson	10-Robinson
12-9	@Houston	L	78-108	10-10	16,285	14-Robinson	9-Duncan
12-10	L.A. CLIPPERS	W	102-87	11-10	14,982	30-Robinson	12-Duncan
12-13	ORLANDO	W	107-78	12-10	17,859	32-Duncan	11-Duncan
12-16	@Denver	W	94-85	13-10	10,916	22-Robinson	14-Robinson
12-17	VANCOUVER	W	98-87	14-10	13,576	33-Robinson	13-Duncan
12-20	HOUSTON	W	100-87	15-10	31,282	21-Johnson	10-Duncan
12-23	INDIANA	W	91-79	16-10	15,690	39-Robinson	17-Duncan
12-26	BOSTON	W	101-86	17-10	20,189	34-Robinson	15-Duncan
12-28	@Portland	L	79-82	17-11	21,538	17-Jackson	17-Robinson
12-30	@Vancouver	W	124-115	18-11	15,872	32-Person	10-Robinson
JANUARY RECORD: 14-3 (HOME: 7-0, ROAD: 7-3)							
1-2	PORTLAND	W	85-69	19-11	19,105	22-Robinson	16-Duncan
1-3	@Miami	W	84-77	20-11	15,200	27-Robinson	12-Robinson
1-5	@Orlando	W	74-69	21-11	17,248	20-Duncan	11-Duncan/Robinson
1-7	DEWET	W	96-89	22-11	15,200	22-Robinson	9-Duncan
1-9	@Phoenix	L	79-100	22-12	19,023	16-Person	16-Robinson
1-10	SACRAMENTO	W	109-67	23-12	17,720	28-Duncan	16-Duncan
1-13	@Boston	W	97-88	24-12	18,624	36-Robinson	11-Robinson
1-14	@Washington	W	89-79	25-12	20,674	28-Duncan	17-Duncan
1-16	@Charlotte	W	76-71	26-12	24,042	21-Duncan	13-Duncan
1-18	@Milwaukee	W	98-92 (OT)	27-12	17,045	30-Robinson	15-Robinson
1-19	@New Jersey	L	84-95	27-13	16,565	24-Duncan	17-Duncan
1-21	ATLANTA	W	90-76	28-13	15,853	23-Duncan	14-Perdue
1-23	DALLAS	W	81-75	29-13	15,465	17-Robinson	14-Perdue
1-24	@Houston	L	87-112	29-14	16,285	16-Robinson	9-Perdue
1-26	HOUSTON	W	115-90	30-14	21,604	34-Robinson	14-Perdue
1-28	L.A. CLIPPERS	W	109-86	31-14	14,643	31-Robinson	16-Perdue
1-30	@L.A. Clippers	W	97-87	32-14	15,683	28-Robinson	13-Robinson
FEBRUARY RECORD: 7-4 (HOME: 4-3, ROAD: 3-1)							
2-1	@Sacramento	W	103-97	33-14	17,053	33-Robinson	18-Robinson
2-3	@Golden State	W	105-96	34-14	9,892	34-Duncan	14-Duncan
2-11	SEATTLE	L	105-106	34-15	17,405	26-Duncan	10-Robinson
2-14	PHOENIX	L	81-94	34-16	20,557	30-Duncan	14-Perdue
2-17	DETROIT	W	95-94	35-16	14,474	28-Duncan	11-Duncan
2-19	@Dallas	W	87-81	36-16	12,378	26-Duncan	16-Duncan
2-21	UTAH	L	77-79	36-17	26,572	29-Duncan	15-Duncan
2-22	@Phoenix	W	79-97	36-18	19,023	17-Duncan	19-Perdue
2-24	MINNESOTA	W	105-99	37-18	14,422	28-Duncan	19-Duncan
2-26	TORONTO	W	97-86	38-18	13,978	24-Duncan	13-Perdue
2-28	PHILADELPHIA	W	100-88	39-18	29,748	27-Duncan	17-Duncan
MARCH RECORD: 11-5 (HOME: 4-2, ROAD: 7-3)							
3-2	@Sacramento	W	116-95	40-18	14,108	29-Duncan	17-Duncan
3-4	@Golden State	L	83-90	40-19	10,812	35-Duncan	17-Duncan
3-6	@L.A. Lakers	L	84-91	40-20	17,505	23-Robinson	10-Robinson
3-8	@Portland	W	82-78	41-20	21,116	25-Duncan	13-Duncan
3-10	NEW JERSEY	W	79-78	42-20	15,204	19-Robinson	16-Robinson
3-12	SACRAMENTO	W	97-86	43-20	14,679	29-Robinson	11-Robinson
3-14	CHICAGO	L	86-96	43-21	37,492	35-Robinson	12-Duncan
3-16	MILWAUKEE	W	96-85	44-21	19,543	25-Duncan	17-Duncan
3-18	@Minnesota	W	92-76	45-21	19,297	22-Johnson	12-Duncan
3-20	CHARLOTTE	L	82-92	45-22	19,752	25-Duncan	12-Duncan
3-22	PHOENIX	W	93-83	46-22	27,646	26-Duncan	21-Duncan
3-24	@Cleveland	W	86-85	47-22	17,813	27-Robinson	10-Duncan
3-25	@Detroit	L	94-103	47-23	18,862	29-Robinson	12-Duncan
3-27	@Philadelphia	W	110-85	48-23	18,119	32-Duncan	8-Duncan
3-29	@Indiana	W	74-55	49-23	16,669	24-Duncan	13-Perdue
3-31	@New York	W	95-78	50-23	19,763	25-Duncan	10-Duncan
APRIL RECORD: 6-3 (HOME: 4-2, ROAD: 2-1)							
4-2	MIAMI	W	103-89	51-23	14,833	22-Duncan	14-Duncan
4-4	GOLDEN STATE	W	88-80 (OT)	52-23	15,887	24-Robinson	18-Robinson
4-6	PORTLAND	L	75-79	52-24	15,079	24-Duncan	18-Robinson
4-8	@Utah	L	88-98	52-25	19,911	34-Duncan	7-Duncan
4-10	SEATTLE	W	99-84	53-25	26,939	31-Jackson	17-Duncan
4-13	L.A. LAKERS	L	75-99	53-26	26,783	26-Duncan	16-Duncan
4-16	@Vancouver	W	110-97	54-26	17,485	32-Duncan	10-Duncan/Perdue
4-17	@Seattle	W	89-87	55-26	17,072	31-Duncan	8-Duncan/Robinson
4-19	DENVER	W	96-82	56-26	18,912	25-Duncan	17-Perdue

1998–99 RECAP



Mario Elie

RECORD

37-13 (21-4 home: 16-9 road)
First in Midwest Division

HONORS

Tim Duncan, All-NBA First Team
Tim Duncan, All-Defensive First Team
Tim Duncan, 1999 NBA Finals MVP

PLAYOFFS

Defeated Minnesota, First Round, 3-1
Defeated Los Angeles
Western Conference Semifinals, 4-0
Defeated Portland,
Western Conference Finals, 4-0
Defeated New York, NBA Finals, 4-1

SPURS LEADERS

Scoring: Tim Duncan 21.7 ppg
Rebounding: Tim Duncan 11.4 rpg
Assists: Avery Johnson 7.4 apg
Head Coach: Gregg Popovich
Assistants: Hank Egan, Paul Pressey
& Mike Budenholzer

1998–99 SEASON NOTES

- The Spurs defeated the Knicks 4-1 in the 1999 Finals to claim the first NBA Championship in the team's 26-year history ... the Spurs rolled through the playoffs with a 15-2 mark, the second highest winning percentage in NBA history ... at one point the Spurs recorded 12 straight wins, setting an NBA record for the most consecutive victories in a single postseason ... Tim Duncan was the Finals MVP, averaging 27.4 points and 14.0 rebounds in 45.8 minutes in the five-game series ... the Spurs became the first former ABA team to advance to the NBA Finals and are just the ninth team in NBA history to win the title in their first appearance in the Finals ... the Spurs clinched their title on June 25 in Madison Square Garden when Avery Johnson hit an 18-foot jumper from the corner with 47.0 seconds left ... the basket gave the Spurs a 78-77 lead and was the final point scored in the game.
- After the NBA lifted its lockout in early January, the league played a shortened 50-game schedule ... after starting the season with a 6-8 record, the Spurs were 31-5 (.861) over their final 36 games to finish with a 37-13 mark, the best record in the NBA ... during their 31-5 run the Spurs were 17-1 in the Alamodome ... in the middle of the run Tim Duncan was named the NBA Player of the Month in March and Gregg Popovich was named the NBA Coach of the Month in April.
- For the second consecutive season the Spurs set an NBA record for the lowest opponent field goal percentage ... for the season opponents shot a mere .402 (1,631-4,061) from the floor vs. the Spurs ... the Spurs broke their own record, which they set during the 1997-98 season, holding opponents to a .411 mark from the field.


1998–99 SPURS FINAL STATISTICS (37-13)

PLAYER	G	GS	MIN	3-POINT						REBOUNDING			SCORING							
				FG-FGA	PCT	FG-FGA	PCT	FT-FTA	PCT	OFF	DEF	TOT	AST	PF	DQ	STL	TO	BLK	PTS	AVG
Duncan	50	50	1963	418-845	.495	1-7	.143	247-358	.690	159	412	571	121	147	2	45	146	126	1084	21.7
Robinson	49	49	1554	268-527	.509	0-1	.000	239-363	.658	148	344	492	103	143	0	69	108	119	775	15.8
Elliott	50	50	1509	208-507	.410	39-119	.328	106-140	.757	35	178	213	117	104	1	26	71	17	561	11.2
Johnson	50	50	1672	218-461	.473	1-12	.083	50-88	.568	22	96	118	369	101	0	51	112	11	487	9.7
Elie	47	37	1291	156-331	.471	40-107	.374	103-119	.866	36	101	137	89	91	0	46	61	12	455	9.7
Jackson	47	13	861	108-284	.380	53-147	.361	32-39	.821	21	78	99	49	63	0	41	37	9	301	6.4
Rose	47	0	608	93-201	.463	0-1	.000	98-146	.671	90	92	182	29	120	0	40	56	22	284	6.0
Daniels	47	0	614	83-183	.454	5-17	.294	49-65	.754	13	41	54	106	39	0	30	44	6	220	4.7
Kerr	44	0	734	68-174	.391	25-80	.313	31-35	.886	6	38	44	49	28	0	23	22	3	192	4.4
Kersey	45	0	699	68-200	.340	3-14	.214	6-14	.429	42	88	130	41	92	1	37	30	14	145	3.2
Perdue	37	1	445	38-60	.633	0-0	—	14-26	.538	33	105	138	18	63	0	9	22	10	90	2.4
King	19	0	63	6-14	.429	0-0	—	11-18	.611	6	8	14	4	12	0	2	4	1	23	1.2
Gaze	19	0	58	8-25	.320	5-16	.313	0-0	—	2	3	5	6	7	0	2	4	1	21	1.1
Williams	3	0	4	0-0	—	0-0	—	2-4	.500	1	0	1	0	0	0	0	0	0	2	0.7
SPURS	50	12075		1740-3812	.456	172-521	.330	988-1415	.698	614	1584	2198	1101	1010	4	421	759	351	4640	92.8
OPPONENTS	50	12075		1631-4061	.402	170-559	.304	805-1148	.701	696	1406	2102	941	1148	19	437	730	243	4237	84.7

37-13 (FIRST IN MIDWEST DIVISION)

DATE	OPPONENT	W-L	SCORE	REC.	ATT.	HI-SCORER	HI-REBOUNDER
FEBRUARY RECORD:		6-8 (HOME: 4-3, ROAD: 2-5)					
2-5	SACRAMENTO	W	101-83	1-0	19,002	19-Duncan	17-Duncan
2-6	MINNESOTA	W	96-82	2-0	21,319	22-Duncan/Elliott	14-Duncan
2-8	L.A. LAKERS	L	75-80	2-1	33,788	21-Duncan	15-Duncan
2-9	@ Minnesota	L	70-74	2-2	16,422	16-Robinson	11-Duncan/Robinson
2-11	@ Cleveland	L	89-99	2-3	14,228	31-Duncan	14-Duncan
2-12	@ Philadelphia	W	98-94	3-3	16,892	22-Rose	9-Rose
2-14	@ Chicago	W	89-76	4-3	22,386	22-Robinson	14-Duncan
2-17	PHOENIX	L	76-79	4-4	16,419	20-Duncan	12-Duncan
2-19	@ L.A. Lakers	L	94-106	4-5	17,505	26-Duncan	11-Duncan
2-21	DETROIT	W	85-64	5-5	19,495	17-Duncan	14-Duncan
2-22	@ Minnesota	L	89-95	5-6	15,374	20-Johnson	17-Robinson
2-24	SEATTLE	W	99-81	6-6	15,209	29-Robinson	17-Robinson
2-26	@ Seattle	L	82-92	6-7	17,072	22-Duncan	14-Robinson
2-28	UTAH	L	87-101	6-8	18,165	21-Duncan	13-Duncan
MARCH RECORD:		14-2 (HOME: 6-1, ROAD: 8-1)					
3-2	@ Houston	W	99-82	7-8	16,285	23-Duncan	14-Duncan
3-4	@ Dallas	W	95-79	8-8	14,719	26-Duncan	12-Duncan
3-6	L.A. CLIPPERS	W	114-85	9-8	18,394	27-Duncan	10-Robinson
3-7	@ Denver	W	106-96	10-8	12,037	34-Duncan	13-Duncan
3-10	ORLANDO	W	81-79	11-8	17,954	19-Robinson	11-Duncan
3-12	@ Phoenix	W	99-97	12-8	19,023	26-Duncan	15-Robinson
3-13	DENVER	W	92-61	13-8	32,982	27-Duncan	8-Duncan/Perdue
3-16	@ Sacramento	W	121-109	14-8	14,570	29-Duncan	12-Duncan
3-17	@ Golden State	W	82-78	15-8	10,257	17-Duncan/Rose	17-Duncan
3-19	@ Portland	L	85-90	15-9	20,041	29-Duncan	15-Duncan
3-20	@ Vancouver	W	92-88 (OT)	16-9	19,193	24-Duncan	14-Duncan
3-23	DENVER	W	112-82	17-9	16,501	19-Duncan	9-Robinson
3-25	@ Denver	W	86-65	18-9	10,695	28-Duncan	13-Robinson
3-26	TORONTO	L	91-93	18-10	16,290	24-Robinson	16-Robinson
3-27	DALLAS	W	99-77	19-10	25,921	21-Duncan	15-Duncan
3-30	SEATTLE	W	95-87	20-10	16,565	26-Duncan	10-Robinson
APRIL RECORD:		13-3 (HOME: 9-0, ROAD: 4-3)					
4-1	VANCOUVER	W	103-91	21-10	16,384	39-Duncan	13-Duncan
4-3	L.A. CLIPPERS	W	103-82	22-10	17,915	19-Elie/Robinson	13-Robinson
4-5	GOLDEN STATE	W	93-86	23-10	14,773	25-Duncan/Robinson	16-Robinson
4-8	@ Houston	W	92-83	24-10	16,285	19-Elliott	13-Duncan
4-10	@ Phoenix	L	84-110	24-11	19,023	21-Duncan	10-Duncan
4-12	PHOENIX	W	94-77	25-11	14,352	26-Duncan	13-Robinson
4-13	@ Dallas	L	86-92	25-12	13,142	22-Robinson	11-Duncan
4-14	MINNESOTA	W	95-79	26-12	15,864	21-Robinson	15-Robinson
4-16	PORTLAND	W	81-80	27-12	21,368	20-Duncan/Robinson	12-Duncan
4-18	HOUSTON	W	86-83	28-12	24,077	21-Elie	14-Robinson
4-20	@ Utah	W	83-69	29-12	19,911	36-Duncan	11-Robinson/Rose
4-22	DALLAS	W	103-76	30-12	18,720	18-Robinson	10-Duncan
4-24	L.A. LAKERS	W	108-81	31-12	31,972	21-Duncan	13-Duncan
4-26	@ L.A. Clippers	W	94-88	32-12	8,260	22-Duncan	7-Kersey/Robinson
4-27	@ Sacramento	L	100-104 (OT)	32-13	16,776	32-Duncan	19-Duncan
4-29	@ Vancouver	W	99-72	33-13	18,448	19-Duncan	10-Duncan
MAY RECORD: 4-0 (HOME: 2-0, ROAD: 2-0)							
5-1	PORTLAND	W	98-90 (OT)	34-13	28,806	26-Robinson	12-Duncan/Robinson
5-2	UTAH	W	84-78	35-13	35,122	26-Duncan	14-Duncan
5-4	@ Portland	W	87-81	36-13	20,715	29-Robinson	12-Robinson
5-5	@ Golden State	W	88-81	37-13	17,235	28-Duncan	20-Robinson

1999–2000 RECAP



Terry Porter

RECORD

53-29 (31-10 home: 22-19 road)
Second in Midwest Division

HONORS

Tim Duncan, All-NBA First Team
Tim Duncan, All-Defensive First Team
Tim Duncan, Co-MVP of the
2000 All-Star Game
Tim Duncan, NBA All-Star
David Robinson, All-NBA Third Team
David Robinson, NBA All-Star

PLAYOFFS

Lost to Phoenix, First Round, 3-1

SPURS LEADERS

Scoring: Tim Duncan 23.2 ppg
Rebounding: Tim Duncan 12.4 rpg
Assists: Avery Johnson 6.0 apg

Head Coach: Gregg Popovich
Assistants: Hank Egan, Paul Pressey
& Mike Budenholzer

1999–2000 SEASON NOTES

- The Spurs started the season with a franchise best 14-3 mark ... the team then struggled through an 11-12 stretch before finishing the season 28-14 ... but, on 4/11 at Sacramento, Tim Duncan suffered a torn left lateral meniscus ... the injury eventually required surgery and forced him to miss the remainder of the regular season and the playoffs ... without Duncan, the Spurs fell to the Suns in four games in the First Round of the 2000 Playoffs in a series that saw Malik Rose and Jerome Kersey also go down with injuries.
- The biggest story of the season was Sean Elliott ... Elliott underwent a kidney transplant on 8/16/99 ... he spent the first half of the season as the Spurs television analyst ... then on 2/1 he was cleared to return to practice and the next day joined his team on the court ... after almost six weeks of practice, he was removed from the injured list on 3/14 ... that night he made NBA history, becoming the first player to return to action after an organ transplant ... Elliott was a surprise starter and finished with 2 points in 12 minutes vs. the Hawks in front of a crowd of 26,708.
- Avery Johnson became the Spurs all-time leader in assists on 12/7 at Indiana, passing Johnny Moore who handed out 3,865 assists in his nine seasons with San Antonio ... Johnson finished the season with 4,237 assists with the Spurs.
- David Robinson also hit several milestones during the 1999–2000 season ... on 12/18 at Denver, he played in his 710th game with the Spurs to pass George Gervin to become the team's all-time NBA leader in games played ... then on 2/18 vs. Houston, he recorded seven steals to become the Spurs all-time leader in steals, passing Alvin Robertson ... also during the season Robinson scored his 17,000th career point (vs. Washington on 12/11) and his 18,000th career point (vs. Sacramento on 4/5).

1999–2000 SPURS FINAL STATISTICS (53-29)


PLAYER	G	GS	MIN	3-POINT						REBOUNDING			SCORING							
				FG-FGA	PCT	FG-FGA	PCT	FT-FTA	PCT	OFF	DEF	TOT	AST	PF	DQ	STL	TO	BLK	PTS	AVG
Duncan	74	74	2875	628-1281	.490	1-11	.091	459-603	.761	262	656	918	234	210	1	66	242	165	1716	23.2
Robinson	80	80	2557	528-1031	.512	0-2	.000	371-511	.726	193	577	770	142	247	1	97	164	183	1427	17.8
Johnson	82	82	2571	402-850	.473	1-9	.111	114-155	.735	33	125	158	491	150	0	76	140	18	919	11.2
Porter	68	8	1613	207-463	.447	90-207	.435	137-170	.806	24	167	191	221	79	0	50	100	9	641	9.4
Elie	79	79	2217	195-457	.427	74-186	.398	126-149	.846	48	201	249	193	156	0	73	130	9	590	7.5
Rose	74	3	1341	176-385	.457	1-3	.333	143-198	.722	133	202	335	47	232	2	35	99	52	496	6.7
Brown	30	27	602	82-176	.466	1-3	.333	25-31	.806	11	66	77	41	53	0	8	28	10	190	6.3
Jackson	81	12	1691	186-488	.381	108-306	.353	33-51	.647	34	147	181	118	157	1	54	66	7	513	6.3
Daniels	68	1	1195	163-344	.474	22-66	.333	72-101	.713	16	70	86	177	73	0	55	58	5	420	6.2
Elliott	19	19	391	38-106	.358	13-37	.351	25-32	.781	6	41	47	28	34	0	12	19	2	114	6.0
Walker	71	7	980	137-305	.449	0-0	—	86-126	.683	77	195	272	38	108	1	10	64	35	360	5.1
Dial	8	0	95	17-46	.370	3-12	.250	3-5	.600	14	12	26	5	10	0	1	6	1	40	5.0
Kersey	72	18	1310	146-354	.412	0-9	.000	29-41	.707	58	167	225	69	161	0	67	51	47	321	4.5
Kerr	32	0	268	32-74	.432	16-31	.516	9-11	.818	3	16	19	12	14	0	4	7	0	89	2.8
Spencer	26	0	149	15-33	.455	0-0	—	20-30	.667	15	24	39	3	32	0	6	9	8	50	1.9
SPURS	82	19855		2952-6393	.462	330-882	.374	1652-2214	.746	927	2666	3593	1819	1716	6	614	1233	551	7886	96.2
OPPONENTS	82	19855		2884-6781	.425	355-1036	.343	1276-1726	.739	986	2410	3396	1667	1893	25	645	1181	429	7399	90.2

1999-2000 GAME-BY-GAME

53-29 (SECOND IN MIDWEST DIVISION)

DATE	OPPONENT	W-L	SCORE	REC.	ATT.	HI-SCORER	HI-REBOUNDER
NOVEMBER RECORD:		13-3 (HOME: 8-0, ROAD: 5-3)					
11-2	PHILADELPHIA	W	89-76	1-0	27,288	20-Duncan	16-Duncan
11-4	GOLDEN STATE	W	104-81	2-0	14,508	19-Robinson	14-Duncan
11-5	@Houston	W	95-85	3-0	16,285	18-Porter	11-Robinson
11-7	@ Phoenix	L	74-77	3-1	19,023	15-Duncan	17-Duncan
11-9	@ Golden State	W	118-89	4-1	11,601	21-Rose	11-Duncan
11-10	@ L.A. Clippers	W	99-94	5-1	11,118	22-Duncan	17-Duncan
11-13	CHARLOTTE	W	95-79	6-1	19,669	22-Duncan	12-Duncan
11-15	@ Utah	L	85-91	6-2	19,584	32-Duncan	10-Robinson
11-16	INDIANA	W	90-87 (OT)	7-2	15,905	22-Duncan/Robinson	15-Duncan
11-18	@ Milwaukee	L	88-99	7-3	15,184	29-Duncan	14-Duncan
11-20	DALLAS	W	106-90	8-3	16,596	23-Jackson	17-Duncan
11-22	@ Philadelphia	W	94-91	9-3	16,553	26-Duncan	17-Duncan
11-24	@ Boston	W	121-98	10-3	17,426	31-Duncan	15-Duncan
11-26	CHICAGO	W	101-78	11-3	24,919	23-Duncan	10-Duncan
11-27	DENVER	W	106-87	12-3	22,188	21-Rose	17-Duncan
11-30	DETROIT	W	106-87	13-3	18,328	28-Duncan	10-Duncan
DECEMBER RECORD:		8-7 (HOME: 4-2, ROAD: 4-5)					
12-2	@ New Jersey	W	96-94	14-3	13,626	27-Robinson	13-Robinson
12-3	@ Detroit	L	80-102	14-4	18,338	15-Robinson	12-Duncan
12-5	@ Toronto	L	92-98	14-5	18,455	27-Duncan	13-Duncan
12-7	@ Indiana	L	77-83	14-6	18,345	30-Duncan	17-Robinson
12-9	VANCOUVER	W	99-91	15-6	14,778	42-Duncan	14-Duncan
12-11	WASHINGTON	L	89-99	15-7	17,187	23-Duncan	13-Duncan
12-14	@ Dallas	W	111-93	16-7	13,685	29-Duncan	12-Duncan
12-15	HOUSTON	W	83-77	17-7	23,837	20-Duncan	10-Duncan
12-17	BOSTON	W	103-94	18-7	17,264	20-Duncan	17-Duncan
12-18	@ Denver	L	84-86	18-8	17,318	33-Duncan	12-Robinson
12-21	PHOENIX	W	91-90 (OT)	19-8	23,480	25-Duncan	16-Duncan
12-23	MILWAUKEE	L	91-94	19-9	22,581	18-Duncan	15-Duncan
12-25	@ L.A. Lakers	L	93-99	19-10	18,997	28-Duncan	19-Robinson
12-27	@ Golden State	W	105-83	20-10	12,447	28-Robinson	14-Robinson
12-30	@ Vancouver	W	98-88	21-10	14,403	32-Duncan	15-Duncan
JANUARY RECORD:		7-6 (HOME: 5-2, ROAD: 2-4)					
1-4	@ Minnesota	L	88-91	21-11	15,179	27-Duncan	19-Duncan
1-5	SEATTLE	L	96-99	21-12	14,741	24-Duncan	12-Duncan
1-7	@ Phoenix	W	102-83	22-12	19,023	24-Robinson	15-Duncan
1-8	ORLANDO	W	127-92	23-12	20,131	22-Duncan	13-Robinson
1-10	UTAH	W	93-86	24-12	17,944	46-Duncan	14-Duncan
1-13	@ Sacramento	L	103-107	24-13	17,317	33-Duncan	20-Duncan
1-14	@ Seattle	L	85-91	24-14	17,072	32-Duncan	16-Duncan
1-17	@ L.A. Clippers	W	99-93	25-14	14,264	38-Robinson	13-Duncan
1-19	PORTLAND	L	95-105	25-15	20,638	29-Robinson	12-Robinson
1-22	NEW YORK	W	96-83	26-15	34,429	33-Duncan	15-Duncan
1-25	L.A. CLIPPERS	W	105-82	27-15	14,800	24-Duncan	13-Duncan/Robinson
1-27	MINNESOTA	W	92-80	28-15	15,911	20-Duncan	14-Duncan
1-29	@ Portland	L	67-81	28-16	20,584	15-Johnson	10-Robinson
FEBRUARY RECORD:		9-4 (HOME: 5-1, ROAD: 4-3)					
2-1	L.A. LAKERS	W	105-81	29-16	25,589	29-Duncan	18-Duncan
2-3	TORONTO	W	112-95	30-16	19,048	32-Duncan	17-Duncan
2-6	@ Utah	L	90-93	30-17	18,981	32-Duncan	10-Duncan
2-8	SEATTLE	W	79-77	31-17	16,373	22-Duncan	11-Robinson
2-9	@ Denver	W	106-97	32-17	16,607	30-Robinson	13-Duncan
2-15	@ Cleveland	L	81-92	32-18	15,142	21-Duncan	11-Robinson
2-18	HOUSTON	W	116-92	33-18	26,846	19-Duncan	8-Duncan
2-20	@ Houston	W	113-111 (OT)	34-18	16,285	25-Duncan	11-Duncan
2-21	PHOENIX	L	89-98	34-19	17,049	31-Robinson	18-Robinson
2-24	@ Charlotte	W	72-70	35-19	18,535	16-Robinson	12-Duncan
2-25	@ Chicago	W	91-78	36-19	22,879	23-Robinson	11-Rose
2-27	@ Minnesota	L	98-102	36-20	19,654	29-Robinson	9-Robinson
2-29	MIAMI	W	93-69	37-20	18,629	19-Robinson	11-Walker
MARCH RECORD:		10-5 (HOME: 6-3, ROAD: 4-2)					
3-2	MINNESOTA	L	102-108	37-21	16,320	24-Robinson	12-Walker
3-4	SACRAMENTO	L	103-108 (OT)	37-22	35,113	23-Robinson	15-Duncan
3-6	NEW JERSEY	W	106-104	38-22	17,581	25-Robinson	13-Duncan/Robinson
3-9	@ Atlanta	W	105-79	39-22	12,674	18-Daniels/Johnson	9-Robinson
3-10	@ Washington	W	106-99 (OT)	40-22	16,409	23-Duncan	11-Robinson
3-12	@ New York	L	80-93	40-23	19,763	22-Robinson	13-Duncan
3-14	ATLANTA	W	94-79	41-23	26,708	26-Robinson	13-Duncan
3-16	DALLAS	L	88-110	41-24	23,592	20-Robinson	7-Elie/Rose
3-18	DENVER	W	102-82	42-24	24,460	18-Walker	12-Robinson
3-21	@ Dallas	L	96-97	42-25	15,578	30-Robinson	11-Robinson
3-22	L.A. CLIPPERS	W	103-78	43-25	18,556	30-Duncan	12-Walker
3-25	CLEVELAND	W	96-76	44-25	35,217	17-Duncan	17-Duncan
3-27	@ Seattle	W	90-82	45-25	14,738	30-Duncan	18-Duncan
3-28	@ Portland	W	89-85	46-25	20,584	36-Duncan	15-Duncan
3-30	GOLDEN STATE	W	102-90	47-25	18,793	27-Robinson	17-Duncan
APRIL RECORD:		6-4 (HOME: 3-2, ROAD: 3-2)					
4-2	@ Miami	L	84-88	47-26	19,600	28-Robinson	11-Duncan
4-4	@ Orlando	L	97-107	47-27	15,267	30-Robinson	9-Duncan
4-5	SACRAMENTO	L	98-108	47-28	24,333	28-Duncan	8-Robinson
4-8	@ L.A. Lakers	W	98-80	48-28	18,997	26-Duncan	16-Duncan
4-9	@ Vancouver	W	107-99	49-28	14,206	31-Duncan	11-Duncan
4-11	@ Sacramento	W	98-92 (OT)	50-28	17,317	26-Robinson	14-Robinson
4-13	PORTLAND	L	77-93	50-29	30,641	16-Robinson	10-Walker
4-15	UTAH	W	106-83	51-29	28,114	19-Robinson	12-Robinson
4-17	VANCOUVER	W	100-93	52-29	19,913	27-Robinson	10-Robinson
4-19	L.A. LAKERS	W	103-98 (OT)	53-29	29,447	17-Robinson	9-Kersey/Rose

2000-01 RECAP



Danny Ferry

RECORD

58-24 (33-8 home: 25-16 road)
First in Midwest Division

HONORS

Tim Duncan, All-NBA First Team
Tim Duncan, All-Defensive First Team
Tim Duncan, NBA All-Star
David Robinson, NBA Sportsmanship Award
David Robinson, All-NBA Third Team
David Robinson, NBA All-Star

PLAYOFFS

Defeated Minnesota, First Round, 3-1
Defeated Dallas,
Western Conference Semifinals, 4-1
Lost to Los Angeles,
Western Conference Finals, 4-0

SPURS LEADERS

Scoring: Tim Duncan 22.2 ppg
Rebounding: Tim Duncan 12.2 rpg
Assists: Avery Johnson 4.3 apg

Head Coach: Gregg Popovich
Assistants: Hank Egan, Mike Budenholzer
& Mike Brown

2000-01 SEASON NOTES

- For the fourth time in franchise history the Spurs compiled the NBA's best overall record during the regular season, posting a 58-24 mark ... San Antonio also had the league's best record in 1994-95 (62-20) and 1995-96 (59-23) and shared the best record with Utah (at 37-13) in the lockout shortened 1998-99 season when the Spurs captured the 1999 NBA Championship.
- On 12/19, thanks to an 86-79 victory over Houston, Gregg Popovich passed Doug Moe to become the Spurs all-time leader in career victories ... Moe posted a 176-135 record in his four seasons as the Spurs head coach.
- After signing with the Spurs as a free agent Derek Anderson made an immediate impact ... he started all 82 games at the shooting guard position, averaging 15.5 points, 4.4 rebounds and 3.7 assists per game ... another free agent - Danny Ferry - also played a big role in his first season in San Antonio ... Ferry appeared in 80 games and started 29 games at small forward ... for the season he ranked fifth in the NBA in three-point field goal percentage, shooting .449 (70-156) from downtown.
- For the first time in franchise history the Spurs led the NBA in attendance during the 2000-01 season ... the Spurs drew 913,175 fans for their 41 regular season home games for an average of 22,273 fans per contest.


2000-01 SPURS FINAL STATISTICS (58-24)

PLAYER	G	GS	MIN	3-POINT						REBOUNDING			SCORING							
				FG-FGA	PCT	FG-FGA	PCT	FT-FTA	PCT	OFF	DEF	TOT	AST	PF	DQ	STL	TO	BLK	PTS	AVG
Duncan	82	82	3174	702-1406	.499	7-27	.259	409-662	.618	259	738	997	245	47	0	70	242	192	1820	22.2
Anderson	82	82	2859	413-993	.416	101-253	.399	342-402	.851	75	288	363	301	188	1	120	165	14	1269	15.5
Robinson	80	80	2371	400-823	.486	0-1	.000	351-470	.747	208	483	691	116	212	1	80	122	197	1151	14.4
Daniels	79	23	2060	275-588	.468	74-183	.404	121-156	.776	26	137	163	304	120	0	61	109	14	745	9.4
Elliott	52	34	1229	147-339	.434	55-129	.426	60-84	.714	17	153	170	81	80	0	23	51	25	409	7.9
Rose	57	9	1219	160-368	.435	3-17	.176	114-160	.713	95	213	308	48	148	1	59	74	40	437	7.7
Porter	80	42	1678	197-440	.448	87-205	.424	92-116	.793	24	177	201	251	88	1	52	104	11	573	7.2
Johnson	55	20	1290	134-300	.447	1-6	.167	41-60	.683	21	64	85	237	90	0	33	60	4	310	5.6
Ferry	80	29	1688	178-375	.475	70-156	.449	22-30	.733	55	168	223	71	169	1	28	50	21	448	5.6
Walker	61	1	963	121-252	.480	1-3	.333	78-124	.629	67	176	243	29	103	0	10	68	41	321	5.3
Kerr	55	1	650	67-159	.421	33-77	.429	14-15	.933	6	29	35	57	30	0	16	21	1	181	3.3
Dial	33	0	207	36-83	.434	2-10	.200	12-21	.571	12	26	38	21	22	0	4	12	6	86	2.6
Jackson	16	0	114	16-40	.400	7-18	.389	0-2	.000	1	11	12	7	13	0	5	3	0	39	2.4
Newble	27	6	184	21-55	.382	4-9	.444	8-16	.500	13	22	35	6	18	0	2	7	4	54	2.0
Scott	27	1	144	17-41	.415	0-0	---	9-22	.409	23	27	50	4	23	0	5	11	6	43	1.6
SPURS	82		19830	2884-6262	.461	445-1094	.407	1673-2340	.715	902	2712	3614	1778	1551	5	568	1145	576	7886	96.2
OPPONENTS	82		19830	2837-6770	.419	343-1043	.329	1233-1664	.741	967	2432	3399	1617	1946	27	600	1107	426	7250	88.4

58-24 (FIRST IN MIDWEST DIVISION)

DATE	OPPONENT	W-L	SCORE	REC.	ATT.	HI-SCORER	HI-REBOUNDER
OCTOBER RECORD: 1-0 (HOME: 1-0, ROAD: 0-0)							
10-31	INDIANA	W	98-85	1-0	17,450	22-Robinson	10-Duncan
NOVEMBER RECORD: 9-4 (HOME: 7-0, ROAD: 2-4)							
11-2	MINNESOTA	W	103-91	2-0	14,193	29-Anderson	11-Rose
11-4	@ Golden State	W	117-105	3-0	16,121	26-Rose	13-Duncan
11-7	@ Phoenix	L	81-100	3-1	16,683	18-Duncan	10-Duncan
11-8	L.A. LAKERS	W	91-81	4-1	26,065	22-Duncan	17-Duncan
11-10	@ Dallas	L	77-79	4-2	17,296	17-Anderson	14-Duncan/Robinson
11-11	VANCOUVER	W	91-78	5-2	18,556	20-Duncan	13-Duncan
11-14	UTAH	W	86-79	6-2	18,053	15-Duncan/Anderson	12-Duncan
11-16	@ Washington	W	99-95	7-2	19,832	21-Robinson	14-Robinson
11-17	@ Minnesota	L	94-99 (OT)	7-3	17,288	22-Duncan	14-Duncan
11-22	SEATTLE	W	112-85	8-3	22,828	22-Rose	12-Duncan
11-24	@ Denver	L	92-102	8-4	13,300	21-Duncan	14-Duncan
11-25	PHILADELPHIA	W	96-76	9-4	33,046	16-Anderson/Daniels	8-Robinson
11-29	SACRAMENTO	W	82-79	10-4	17,341	22-Duncan	13-Duncan
DECEMBER RECORD: 9-7 (HOME: 5-2, ROAD: 4-5)							
12-1	@ L.A. Lakers	L	100-109	10-5	18,997	24-Duncan	11-Duncan
12-3	@ Vancouver	W	97-79	11-5	11,655	30-Duncan	10-Duncan
12-5	@ Sacramento	L	75-81	11-6	17,317	23-Duncan	23-Duncan
12-7	NEW YORK	L	83-86	11-7	18,370	28-Duncan	10-Duncan
12-9	CHICAGO	W	105-81	12-7	19,447	17-Duncan	10-Duncan
12-11	@ Utah	W	91-83	13-7	19,911	18-Anderson	11-Rose
12-13	@ Phoenix	L	93-103	13-8	17,333	26-Anderson	11-Duncan
12-14	DENVER	L	96-102	13-9	15,248	23-Robinson	12-Robinson
12-16	PHOENIX	W	92-82	14-9	30,555	18-Robinson	8-Duncan
12-19	@ Houston	W	86-79	15-9	12,937	25-Duncan	15-Duncan
12-20	CLEVELAND	W	94-77	16-9	17,336	16-Ferry	13-Robinson
12-22	GOLDEN STATE	W	105-87	17-9	16,481	18-Duncan	13-Duncan
12-23	@ Charlotte	L	84-88 (OT)	17-10	15,079	29-Duncan	16-Duncan
12-26	HOUSTON	W	103-95	18-10	21,343	26-Daniels	12-Robinson
12-28	@ Chicago	L	104-105	18-11	21,793	28-Robinson	8-Robinson
12-30	@ Indiana	W	89-77	19-11	18,345	20-Rose	13-Rose
JANUARY RECORD: 9-4 (HOME: 4-2, ROAD: 5-2)							
1-2	MIAMI	W	80-72	20-11	18,412	19-Daniels	10-Duncan/Robinson
1-6	DETROIT	W	108-101	21-11	20,333	29-Robinson	22-Robinson
1-9	@ Orlando	W	111-95	22-11	14,320	26-Robinson	11-Duncan
1-12	@ Detroit	W	111-90	23-11	14,576	25-Anderson	11-Duncan
1-13	@ Philadelphia	L	83-100	23-12	20,607	29-Duncan	7-Ferry/Robinson
1-15	@ New York	L	82-104	23-13	19,763	14-Daniels/Duncan/Newble	10-Duncan
1-17	TORONTO	L	91-98	23-14	17,044	22-Duncan	11-Duncan
1-20	ORLANDO	L	109-112 (OT)	23-15	31,888	29-Duncan	17-Duncan/Robinson
1-23	VANCOUVER	W	110-77	24-15	14,764	23-Duncan	13-Walker
1-25	@ Sacramento	W	97-91	25-15	17,317	36-Duncan	21-Duncan
1-27	@ Utah	W	99-86	26-15	19,911	33-Duncan	10-Duncan/Porter
1-29	@ L.A. Clippers	W	96-67	27-15	14,721	16-Duncan	8-Anderson/Duncan
1-31	L.A. CLIPPERS	W	92-70	28-15	13,738	22-Duncan	16-Duncan
FEBRUARY RECORD: 9-4 (HOME: 5-2, ROAD: 4-2)							
2-3	HOUSTON	W	90-88	29-15	24,870	28-Duncan	11-Duncan
2-5	GOLDEN STATE	W	109-85	30-15	13,889	24-Duncan	12-Duncan
2-7	@ Cleveland	W	107-89	31-15	13,324	23-Duncan	12-Duncan
2-8	@ New Jersey	L	97-99	31-16	12,740	35-Duncan	21-Duncan
2-13	DALLAS	W	104-92	32-16	17,705	28-Duncan	15-Duncan
2-15	WASHINGTON	W	102-78	33-16	14,613	19-Duncan	12-Duncan
2-16	@ Minnesota	W	91-85	34-16	18,881	26-Duncan	12-Duncan
2-18	@ Toronto	W	92-74	35-16	19,800	20-Duncan	13-Duncan
2-19	@ Milwaukee	L	98-102	35-17	16,487	25-Anderson	13-Duncan
2-21	L.A. LAKERS	L	99-101	35-18	29,849	23-Anderson	8-Anderson/Robinson
2-23	BOSTON	W	100-82	36-18	24,996	20-Anderson	10-Duncan/Robinson
2-24	@ Dallas	W	107-104	37-18	18,187	31-Duncan	13-Duncan
2-27	PORTLAND	L	87-95	37-19	20,323	20-Anderson	13-Duncan
MARCH RECORD: 14-3 (HOME: 8-1, ROAD: 6-2)							
3-1	PHOENIX	W	91-71	38-19	16,209	25-Duncan	11-Robinson
3-3	ATLANTA	W	124-95	39-19	29,974	26-Duncan	15-Robinson
3-5	@ Vancouver	W	91-77	40-19	10,798	25-Anderson	13-Duncan
3-6	@ Seattle	W	101-73	41-19	14,392	22-Duncan	9-Duncan/Robinson
3-8	@ Portland	W	93-79	42-19	20,267	29-Anderson	16-Duncan
3-9	@ L.A. Lakers	W	93-89 (OT)	43-19	18,997	29-Duncan	12-Duncan
3-14	L.A. CLIPPERS	W	99-81	44-19	21,974	28-Duncan	12-Robinson
3-14	MINNESOTA	W	106-100 (OT)	45-19	35,676	30-Anderson	20-Duncan
3-16	NEW JERSEY	W	95-82	46-19	21,725	29-Duncan	16-Duncan
3-17	@ Houston	L	99-103	46-20	16,285	25-Duncan	16-Duncan
3-19	PORTLAND	W	98-85	47-20	22,393	28-Anderson	23-Duncan
3-21	@ Boston	W	97-77	48-20	15,764	26-Anderson	14-Duncan
3-22	@ Atlanta	W	115-101	49-20	12,124	23-Anderson	10-Duncan/Robinson
3-25	@ Miami	L	83-88	49-21	16,500	26-Duncan	14-Duncan
3-27	CHARLOTTE	W	93-79	50-21	22,109	34-Duncan	19-Duncan
3-29	UTAH	W	106-88	51-21	24,327	29-Duncan	7-Duncan
3-31	MILWAUKEE	L	77-86	51-22	35,944	20-Duncan	12-Duncan
APRIL RECORD: 7-2 (HOME: 3-1, ROAD: 4-1)							
4-3	SEATTLE	W	107-89	52-22	19,672	30-Duncan	14-Duncan
4-5	@ Denver	W	101-80	53-22	13,796	26-Duncan	13-Duncan
4-7	@ L.A. Clippers	W	93-83	54-22	18,964	32-Duncan	18-Duncan
4-8	@ Golden State	W	84-76	55-22	15,273	28-Duncan	9-Duncan
4-10	DALLAS	W	91-79	56-22	25,682	34-Robinson	11-Robinson
4-12	SACRAMENTO	L	105-107 (OT)	56-23	34,357	42-Duncan	11-Duncan/Robinson
4-14	DENVER	W	111-95	57-23	34,397	25-Robinson	15-Duncan
4-17	@ Portland	W	99-93	58-23	20,580	18-Duncan	9-Robinson
4-18	@ Seattle	L	67-105	58-24	16,049	14-Scott	14-Scott

2001-02 RECAP



Tony Parker

RECORD

58-24 (32-9 home: 26-15 road)
First in Midwest Division

HONORS

Tim Duncan, NBA MVP
Tim Duncan, All-NBA First Team
Tim Duncan, All-Defensive First Team
Tim Duncan, NBA All-Star
Tim Duncan, IBM Award
Steve Smith, NBA Sportsmanship Award
Steve Smith, NBA 3PT-FG Percentage Title
Tony Parker, All-Rookie First Team
Bruce Bowen, All-Defensive Second Team

PLAYOFFS

Defeated Seattle, First Round, 3-2
Lost to Los Angeles,
Western Conference Semifinals, 4-1

SPURS LEADERS

Scoring: Tim Duncan 25.5 ppg
Rebounding: Tim Duncan 12.7 rpg
Assists: Tony Parker 4.3 apg

Head Coach: Gregg Popovich
Assistants: Hank Egan, Mike Budenholzer
& Mike Brown

2001-02 SEASON NOTES

- Tim Duncan averaged 25.5 points, 12.7 rebounds and 2.48 blocks while shooting .508 from the field and .799 from the line to become the second player in Spurs history to win the NBA's MVP Award (David Robinson was the first capturing the honor in 1994-95) ... Duncan also was named to the All-NBA First Team, the All-Defensive First Team and captured the 2002 IBM Award ... he led the NBA in double-doubles posting 67 in 82 games.
- The Spurs were red-hot after the All-Star break ... following the break the Spurs were 27-7 (.794) which was the best mark in the NBA during that period ... the Spurs 58-24 record was the second best in the NBA and the team captured the Midwest Division Title – the Spurs 12th division title since joining the NBA in 1976-77.
- In his first season with the Spurs guard Steve Smith made an immediate impact ... he led the NBA in three-point field goal percentage hitting .472 (116-246) from downtown ... for the season he appeared in 77 games – with 76 starts – and averaged 11.6 points, 2.5 rebounds and 2.0 assists ... he was also honored with the 2002 NBA Sportsmanship Award – becoming the third straight Spur to earn the honor (joining Avery Johnson and David Robinson).
- Tony Parker was named to the All-Rookie First Team becoming the first foreign-born guard to earn the honors ... the 28th pick in the 2001 NBA Draft, Parker averaged 9.2 points, 4.3 assists, 2.6 rebounds and 1.16 steals ... the only rookie on the Spurs 2001-02 roster he moved into the starting lineup in the fifth game of the season.
- For the second straight season the Spurs led the NBA in attendance ... the Spurs drew a total of 906,390 fans for their 41 regular season home games for an average of 22,107 per game ... the biggest crowd of the year was 35,052 when the Spurs hosted the Washington Wizards – and Michael Jordan – on 12/4.

2001-02 SPURS FINAL STATISTICS (58-24)


PLAYER	G	GS	MIN	3-POINT			REBOUNDS			AST	PF	DQ	STL	TO	BLK	SCORING	
				FG	FGA	PCT	FT	FTA	PCT							PTS	AVG
Duncan	82	82	3329	764	1504	.508	1	10	.100	560	701	.799	268	774	1042	307	21.7
Robinson	78	78	2303	341	672	.507	0	0	–	269	395	.681	191	456	647	94	19.3
S. Smith	77	76	2211	310	682	.455	116	246	.472	159	181	.878	45	148	193	151	15.8
Rose	82	1	1725	293	633	.463	1	12	.083	185	257	.720	172	320	492	61	20.8
Daniels	82	13	2175	269	612	.440	57	196	.291	158	210	.752	23	153	176	228	10.4
Parker	77	72	2267	268	639	.419	61	189	.323	108	160	.675	33	164	197	334	16.6
C. Smith	60	22	1141	182	428	.425	35	131	.267	42	65	.646	34	99	133	80	11.4
Bowen	59	59	1699	155	398	.389	56	148	.378	46	96	.479	42	120	162	88	11.6
Porter	72	0	1294	136	321	.424	59	142	.415	68	83	.819	12	152	164	205	8.9
Ferry	50	2	799	76	177	.429	34	96	.354	34	36	.944	15	75	90	48	7.0
Jackson	23	1	227	34	91	.374	9	36	.250	12	17	.706	3	23	26	11	2.9
Hart	10	0	92	10	19	.526	0	2	.000	6	6	1.000	4	9	13	12	1.6
McCaskill	27	0	153	20	49	.408	0	0	–	12	26	.462	16	20	36	4	2.3
Bryant	30	3	206	25	55	.455	0	0	–	6	8	.750	25	19	44	10	3.8
Parks	42	1	234	30	83	.361	0	0	–	3	8	.375	24	34	58	10	3.4
SPURS	82	19855	2913	6363	.458	438	1211	.362	1668	2249	.742	907	2566	3473	1643	1575	10
OPPONENTS	82	19855	2883	6775	.426	374	1108	.338	1283	1651	.777	1003	2429	3432	1543	1896	22
																635	1192
																428	7932
																90.5	96.7

2001-02 GAME-BY-GAME

58-24 (FIRST IN MIDWEST DIVISION)

DATE	OPPONENT	W-L	SCORE	REC.	ATT.	HI-SCORER	HI-REBOUNDER
OCTOBER RECORD:		1-0 (HOME: 1-0, ROAD: 0-0)					
10-30	LA CLIPPERS	W	109-98	1-0	16,803	19-Smith	13-Duncan
NOVEMBER RECORD:		9-4 (HOME: 6-1, ROAD: 3-3)					
11-1	@ Seattle	L	108-114	1-1	15,491	22-Duncan	13-Duncan
11-3	@ Portland	W	106-90	2-1	19,980	36-Smith	15-Duncan
11-4	@ Sacramento	L	83-103	2-2	17,317	17-Duncan	13-Duncan
11-6	ORLANDO	W	104-89	3-2	15,927	26-Duncan	14-Duncan
11-8	@ New Orleans	W	105-95	4-2	9,511	33-Duncan	16-Duncan
11-10	ATLANTA	W	110-88	5-2	20,403	20-Duncan	13-Duncan
11-13	HOUSTON	W	90-86	6-2	15,643	19-Duncan	9-Duncan
11-16	CLEVELAND	W	105-91	7-2	19,222	27-Duncan	11-Rose
11-21	SEATTLE	W	110-93	8-2	18,163	30-Duncan	13-Duncan
11-23	@ Indiana	W	97-79	9-2	18,345	30-Duncan	18-Duncan
11-24	@ Minnesota	L	94-99	9-3	19,006	21-Duncan	18-Duncan
11-28	GOLDEN STATE	W	94-83	10-3	16,442	19-Robinson	19-Duncan/Robinson
11-30	SACRAMENTO	L	106-109	10-4	26,808	38-Duncan	12-Robinson
DECEMBER RECORD:		11-3 (HOME: 6-2, ROAD: 5-1)					
12-1	@ Houston	W	85-75	11-4	12,232	25-Duncan	12-Duncan
12-4	WASHINGTON	W	103-88	12-4	35,052	15-Daniels	11-Duncan
12-5	@ Atlanta	W	120-112	13-4	8,253	29-Smith	15-Duncan
12-7	PHILADELPHIA	W	86-76	14-4	29,836	20-Smith	9-Duncan/Robinson/Rose
12-12	TORONTO	W	108-95	15-4	16,650	28-Duncan	13-Duncan
12-14	@ Phoenix	W	105-93	16-4	16,187	32-Duncan	19-Duncan
12-15	UTAH	W	100-80	17-4	20,712	26-Duncan	10-Duncan
12-18	@ Denver	W	102-93	18-4	14,118	24-Duncan	16-Duncan
12-19	PORTLAND	W	97-79	19-4	16,089	26-Duncan	16-Robinson
12-21	DENVER	W	109-74	20-4	22,831	21-Duncan	8-Robinson/Rose
12-23	MILWAUKEE	L	91-101	20-5	24,708	22-Duncan	18-Duncan
12-26	DALLAS	L	123-126	20-6	50,667	53-Duncan	11-Duncan
12-29	@ Milwaukee	L	99-102	20-7	18,717	38-Duncan	16-Duncan
12-30	@ Memphis	W	83-79	21-7	17,358	27-Duncan	18-Duncan
JANUARY RECORD:		8-8 (HOME: 3-5, ROAD: 5-3)					
1-2	DETROIT	W	97-85	22-7	16,648	20-Duncan	15-Duncan
1-4	INDIANA	L	82-92	22-8	29,243	22-Duncan	12-Duncan
1-5	@ Dallas	W	105-103	23-8	20,123	29-Duncan	17-Duncan
1-7	NEW YORK	W	90-79	24-8	18,428	21-Duncan	12-Duncan
1-9	@ Boston	W	93-90	25-8	16,003	25-Duncan	12-Duncan
1-11	@ Philadelphia	L	84-101	25-9	20,488	22-Duncan	15-Duncan
1-14	@ New Jersey	L	97-99	25-10	11,091	27-Duncan	9-Duncan
1-15	@ Washington	W	96-91	26-10	20,674	22-Duncan	10-Robinson
1-17	UTAH	W	102-98	27-10	16,868	35-Duncan	10-Duncan
1-19	LA LAKERS	L	81-98	27-11	33,544	21-Smith	15-Duncan
1-22	NEW JERSEY	L	86-92	27-12	17,701	32-Duncan	14-Duncan
1-23	@ Utah	W	98-92	28-12	19,623	29-Smith	9-Duncan
1-25	@ LA Lakers	L	91-94	28-13	18,997	24-Duncan	12-Robinson
1-26	@ Golden State	W	90-82	29-13	18,328	20-Duncan	9-Duncan
1-29	NEW ORLEANS	L	73-78	29-14	16,624	29-Duncan	21-Duncan
1-31	LA CLIPPERS	L	87-91	29-15	17,288	23-Duncan	16-Duncan
FEBRUARY RECORD:		7-6 (HOME: 4-1, ROAD: 3-5)					
2-1	@ Miami	L	83-88	29-16	15,558	29-Duncan	12-Duncan
2-3	@ Orlando	W	105-98	30-16	15,072	29-Duncan	15-Duncan
2-4	MINNESOTA	W	113-83	31-16	17,809	13-Daniels/Duncan/Robinson	15-Robinson
2-7	@ Toronto	L	74-80	31-17	19,800	22-Duncan	17-Duncan
2-12	@ Sacramento	L	86-99	31-18	17,317	24-Duncan	21-Duncan
2-14	@ LA Clippers	W	89-76	32-18	18,964	15-Duncan	11-Duncan
2-15	@ Golden State	W	108-99	33-18	14,187	36-Duncan	11-Duncan
2-19	MEMPHIS	W	99-93	34-18	16,229	23-Duncan	14-Robinson
2-21	SACRAMENTO	W	115-92	35-18	18,594	32-Smith	13-Duncan
2-23	MINNESOTA	L	88-112	35-19	34,735	25-Duncan	9-Robinson
2-24	@ Phoenix	L	83-92	35-20	15,836	25-Robinson	13-Duncan
2-26	PHOENIX	W	99-91	36-20	19,013	29-Duncan	15-Duncan
2-28	@ Cleveland	L	107-114(OT)	36-21	15,481	35-Duncan	12-Duncan
MARCH RECORD:		13-3 (HOME: 7-0, ROAD: 6-3)					
3-1	@ Minnesota	W	85-77	37-21	19,799	25-Duncan	11-Duncan
3-3	@ New York	W	99-83	38-21	19,763	25-Duncan	15-Robinson
3-5	GOLDEN STATE	W	109-88	39-21	19,322	23-Duncan	9-Robinson
3-7	HOUSTON	W	99-97	40-21	17,094	30-Duncan	16-Duncan
3-9	@ Chicago	W	100-73	41-21	20,489	22-Duncan	11-Duncan/Robinson
3-11	@ Denver	W	93-78	42-21	13,511	21-Duncan	9-Duncan
3-12	MEMPHIS	W	98-84	43-21	19,519	23-Duncan	13-Duncan
3-14	CHICAGO	W	91-86	44-21	19,592	24-Duncan	17-Robinson
3-17	BOSTON	W	111-104	45-21	34,753	37-Duncan	19-Duncan
3-20	LA LAKERS	W	108-90	46-21	30,775	25-Duncan	9-Duncan
3-21	@ Dallas	W	105-102	47-21	20,133	32-Duncan	14-Duncan
3-23	MIAMI	W	89-79	48-21	24,336	23-Duncan	11-Duncan
3-25	@ LA Clippers	W	91-85	49-21	20,128	33-Duncan	13-Duncan
3-27	@ Portland	L	93-98	49-22	19,980	34-Duncan	11-Duncan/Robinson
3-29	@ Seattle	L	76-79	49-23	17,072	25-Duncan	16-Duncan
3-31	@ LA Lakers	L	95-96	49-24	18,997	26-Duncan	11-Duncan
APRIL RECORD:		9-0 (HOME: 4-0, ROAD: 5-0)					
4-3	SEATTLE	W	90-88	50-24	19,223	30-Duncan	18-Duncan
4-4	@ Houston	W	102-78	51-24	12,169	22-Duncan	14-Rose
4-6	DALLAS	W	89-87	52-24	34,729	33-Duncan	16-Duncan
4-8	PORTLAND	W	99-87	53-24	28,778	24-Duncan	8-Duncan
4-10	DENVER	W	87-79	54-24	19,893	16-Duncan	11-Duncan
4-12	@ Detroit	W	96-86	55-24	22,076	32-Duncan	11-Duncan
4-13	@ Memphis	W	113-92	56-24	19,405	30-Duncan	14-Duncan
4-16	PHOENIX	W	95-71	57-24	30,186	24-Duncan	11-Duncan
4-17	@ Utah	W	86-84	58-24	19,490	26-Duncan	16-Duncan

2002–03 RECAP



Manu Ginobili

RECORD

60-22 (33-8 home: 27-14 road)
First in Midwest Division

HONORS

Tim Duncan, NBA MVP
 Tim Duncan, NBA Finals MVP
 Tim Duncan, All-NBA First Team
 Tim Duncan, All-Defensive First Team
 Tim Duncan, NBA All-Star
 David Robinson, J. Walter Kennedy
 Citizenship Award
 Bruce Bowen, All-Defensive Second Team
 Manu Ginobili, All-Rookie Second Team
 Gregg Popovich, NBA Coach of the Year

PLAYOFFS

Defeated Phoenix, First Round, 4-2
Defeated Los Angeles,
Western Conference Semifinals, 4-2
Defeated Dallas,
Western Conference Finals, 4-2
Defeated New Jersey, NBA Finals, 4-2

SPURS LEADERS

Scoring: Tim Duncan 23.3 ppg
Rebounding: Tim Duncan 12.9 rpg
Assists: Tony Parker 5.3 apg

Head Coach: Gregg Popovich
Assistants: P.J. Carlesimo, Mike Budenholzer
& Mike Brown

2002-03 SEASON NOTES

- Tim Duncan became the first player since Michael Jordan to win back-to-back regular season MVP honors ... ranked in the top 10 in points (seventh with 23.3), rebounds (third with 12.9), blocks (third with 2.93) and FG percentage (seventh with a .513 mark) ... of course the regular season was just a warm-up for Duncan ... in the postseason he averaged 24.7 points, 15.4 rebounds, 5.3 assists and 3.29 blocks in 42.5 minutes ... Duncan led the Spurs to their second NBA Championship in a five-year span and was named the 2003 Finals MVP (after averaging 24.2 points, 17.0 rebounds, 5.3 assists and 5.33 blocks in the Finals).
- The Spurs Championship served as a perfect ending to a perfect career ... prior to the 2002–03 season David Robinson announced it would be his last ... his 14th and final season with the Spurs was a memorable one ... he finished his NBA career with 20,790 points and 10,497 rebounds making him one of just 14 players in league history in the 20,000 point, 10,000 rebound club ... a 10-time All-Star, Robinson was the 1995 NBA MVP, the 1992 NBA Defensive Player of the Year and the 1990 NBA Rookie of the Year ... he led the league in scoring in 1994, in rebounding in 1991 and in blocked shots in 1992 to join Kareem Abdul-Jabbar as one of two players in NBA history to accomplish the feat.
- Rookie guard Manu Ginobili made an immediate impact and quickly became a fan favorite ... the Argentina native – who the Spurs selected with the 57th pick in the 1999 NBA Draft – joined the team after spending the previous three seasons playing in the Italian League ... he was named to the 2003 All-Rookie Second Team after averaging 7.6 points, 2.3 rebounds and 2.0 assists during the 2002–03 campaign.
- The Spurs moved into a new home for the 2002–03 campaign ... although the Spurs and their fans loved both the HemisFair Arena and the Alamodome, the AT&T Center was their first home conceived, designed and built with the Spurs in mind (unlike the HemisFair Arena – which was built for the 1968 World's Fair – and the Dome – which was built by the city of San Antonio as a multi-use sports and entertainment venue) ... in their first season in the AT&T Center the Spurs sold out 21 games, averaging 17,950 fans per game in the 18,797-seat facility.


2002-03 SPURS FINAL STATISTICS (60-22)

PLAYER	G	GS	MIN	3-POINT						REBOUNDS								SCORING					
				FG	FGA	PCT	FG	FGA	PCT	FT	FTA	PCT	OFF	DEF	TOT	AST	PF	DQ	STL	TO	BLK	PTS	AVG
Duncan	81	81	3181	714	1392	.513	6	22	.273	450	634	.710	259	784	1043	316	231	2	55	248	237	1884	23.3
Parker	82	82	2774	484	1043	.464	82	243	.337	219	290	.755	33	183	216	432	174	2	71	198	4	1269	15.5
Jackson	80	58	2254	356	818	.435	95	297	.320	139	183	.760	66	220	286	183	202	1	125	176	30	946	11.8
Rose	79	13	1933	289	630	.459	2	5	.400	242	306	.791	148	358	506	124	206	2	57	170	40	822	10.4
Robinson	64	64	1676	197	420	.469	0	0	---	152	214	.710	163	345	508	61	126	1	52	83	111	546	8.5
GINOBILI	69	5	1431	174	397	.438	51	148	.345	126	171	.737	47	114	161	138	170	3	96	100	17	525	7.6
Bowen	82	82	2566	223	479	.466	101	229	.441	36	89	.404	59	180	239	113	195	0	66	72	42	583	7.1
Smith	53	18	1032	113	291	.388	39	118	.331	95	114	.833	21	78	99	70	79	0	28	43	9	360	6.8
Claxton	30	0	471	67	145	.462	0	11	.000	39	57	.684	22	34	56	75	43	0	22	35	7	173	5.8
Willis	71	6	840	123	257	.479	0	2	.000	51	83	.614	83	143	226	24	120	1	20	60	20	297	4.2
Kerr	75	0	952	110	256	.430	49	124	.395	30	34	.882	12	48	60	70	49	0	27	35	3	299	4.0
Ferry	64	1	601	44	124	.355	21	60	.350	10	13	.769	20	55	75	21	55	0	7	27	9	119	1.9
Brown	7	0	22	5	10	.500	0	0	---	2	2	1.000	4	3	7	2	3	0	0	5	0	12	1.7
Goldwire	10	0	51	5	18	.278	2	8	.250	0	2	1.000	0	3	3	3	5	0	3	2	0	12	1.2
Bateer	12	0	46	8	17	.235	1	3	.333	0	2	1.000	2	8	10	4	14	0	0	6	0	9	0.8
SPURS	82	19830		2908	6297	.462	449	1270	.354	1591	2194	.725	939	2556	3495	1636	1672	12	629	1295	529	7856	95.8
OPPONENTS	82	19830		2862	6703	.427	354	1043	.339	1334	1737	.768	1029	2322	3351	1559	1915	24	665	1231	422	7412	90.4

60-22 (FIRST IN MIDWEST DIVISION)

DATE	OPPONENT	W-L	SCORE	REC.	ATT.	HI-SCORER	HI-REBOUNDER
OCTOBER RECORD: 1-1 (HOME: 0-0, ROAD: 1-1)							
10-29	@ L.A. Lakers	W	87-82	1-0	18,997	16-Rose	11-Rose
10-30	@ Golden State	L	106-98	1-1	13,261	24-Duncan	15-Robinson
NOVEMBER RECORD: 10-6 (HOME: 8-2, ROAD: 2-4)							
11-1	TORONTO	W	91-72	2-1	18,787	22-Duncan	15-Duncan
11-4	@ Memphis	W	103-101(OT)	3-1	12,226	29-Duncan	14-Duncan
11-5	GOLDEN STATE	W	93-73	4-1	14,474	21-Parker	13-Robinson
11-9	PORTLAND	L	95-76	4-2	18,781	16-Duncan	11-Rose
11-11	MINNESOTA	W	91-75	5-2	15,594	20-Duncan	19-Robinson
11-13	@ New Jersey	L	91-82	5-3	11,534	21-Duncan	14-Robinson
11-14	@ Philadelphia	L	99-94	5-4	18,139	29-Duncan	9-Jackson/Duncan
11-16	@ Cleveland	W	90-77	6-4	10,031	14-Bowen	13-Rose
11-18	CLEVELAND	W	104-78	7-4	14,767	25-Duncan	9-Duncan
11-20	L.A. LAKERS	W	95-88	8-4	18,797	28-Jackson	18-Duncan
11-22	MEMPHIS	W	95-86	9-4	16,636	28-Duncan	15-Duncan
11-24	SEATTLE	L	91-90	9-5	16,211	22-Duncan	17-Robinson
11-26	@ Denver	L	85-81	9-6	11,851	18-Duncan	18-Duncan
11-27	DENVER	W	99-68	10-6	16,935	22-Jackson	14-Duncan
11-29	@ Phoenix	L	94-87	10-7	17,252	31-Duncan	15-Duncan
11-30	UTAH	W	107-85	11-7	18,797	17-Jackson	10-Robinson
DECEMBER RECORD: 8-6 (HOME: 5-1, ROAD: 3-5)							
12-3	@ Houston	L	89-75	11-8	11,120	25-Duncan	12-Duncan
12-6	PHILADELPHIA	W	98-93	12-8	17,985	29-Duncan	12-Robinson
12-8	SACRAMENTO	L	104-80	12-9	16,873	16-Duncan	13-Duncan
12-11	DALLAS	W	111-104	13-9	17,632	32-Parker	13-Duncan
12-13	L.A. CLIPPERS	W	97-84	14-9	16,696	25-Duncan	18-Duncan
12-16	@ L.A. Clippers	L	91-79	14-10	16,575	32-Duncan	11-Duncan
12-18	@ Seattle	W	91-88	15-10	15,831	22-Parker	15-Duncan
12-19	@ Sacramento	W	83-81	16-10	17,317	23-Duncan	14-Duncan
12-21	WASHINGTON	W	92-81	17-10	18,797	21-Parker	11-Duncan
12-23	NEW ORLEANS	W	99-94(OT)	18-10	18,797	29-Duncan	23-Duncan
12-27	@ Atlanta	L	81-79	18-11	13,453	27-Duncan	15-Duncan
12-28	@ Chicago	W	109-95	19-11	18,172	32-Parker	15-Duncan
12-30	@ New York	L	96-95	19-12	19,763	31-Duncan	17-Duncan
12-31	@ Washington	L	105-103	19-13	20,173	35-Duncan	13-Duncan
JANUARY RECORD: 11-3 (HOME: 6-1, ROAD: 5-2)							
1-3	GOLDEN STATE	W	98-95	20-13	18,797	37-Duncan	9-Duncan
1-5	@ L.A. Clippers	W	94-86	21-13	17,158	26-Parker	14-Duncan
1-8	@ Seattle	W	106-95	22-13	15,132	23-Duncan	9-Duncan
1-9	@ Portland	L	90-87	22-14	19,021	18-Jackson	12-Duncan
1-12	BOSTON	W	81-80	23-14	17,302	21-Duncan	9-Duncan
1-14	PHOENIX	W	108-100(OT)	24-14	17,101	38-Duncan	16-Duncan
1-17	ATLANTA	W	106-93	25-14	18,007	27-Duncan	9-Duncan
1-20	HOUSTON	W	87-82	26-14	17,537	32-Duncan	9-Duncan
1-22	MEMPHIS	L	98-93	26-15	17,126	30-Duncan	21-Duncan
1-24	@ Utah	W	91-90	27-15	19,911	29-Duncan	17-Duncan
1-25	DETROIT	W	108-76	28-15	17,353	22-Duncan	11-Duncan
1-27	@ Minnesota	L	106-95	28-16	14,306	19-Parker	11-Rose
1-29	@ Indiana	W	106-97	29-16	15,110	28-Parker	9-Robin/Jackson/Duncan
1-31	@ Orlando	W	109-108	30-16	15,654	23-Duncan	17-Duncan
FEBRUARY RECORD: 9-1 (HOME: 3-0, ROAD: 6-1)							
2-1	@ Miami	W	67-65	31-16	15,729	18-Parker	25-Duncan
2-5	@ Golden State	W	103-99	32-16	13,553	30-Duncan	12-Duncan
2-6	@ Denver	W	83-74	33-16	15,206	25-Duncan	10-Rose
2-11	@ Portland	W	116-111(OT)	34-16	19,631	36-Duncan	15-Rose/Duncan
2-14	@ L.A. Lakers	W	103-95	35-16	18,997	28-Duncan	20-Duncan
2-16	@ Sacramento	W	104-101	36-16	17,317	34-Duncan	12-Duncan
2-18	DENVER	W	101-76	37-16	17,274	18-Bowen	12-Duncan
2-20	@ Dallas	L	95-87	37-17	20,036	25-Rose	14-Rose
2-22	INDIANA	W	105-96	38-17	18,797	21-Duncan	10-Duncan
2-25	MIAMI	W	84-69	39-17	17,322	17-Duncan	10-Duncan
MARCH RECORD: 14-3 (HOME: 8-3, ROAD: 6-0)							
3-1	SACRAMENTO	W	108-100	40-17	18,797	32-Parker	15-Duncan
3-2	@ Houston	W	97-88	41-17	16,285	20-Ginobili	10-Robinson
3-4	PHOENIX	L	104-97	41-18	18,797	35-Duncan	21-Duncan
3-6	NEW JERSEY	W	92-78	42-18	18,797	21-Duncan/Parker	21-Duncan
3-9	@ Boston	W	94-78	43-18	18,624	18-Duncan	8-Rose/Duncan
3-11	@ Milwaukee	W	105-102	44-18	17,401	34-Rose	15-Duncan
3-12	@ Minnesota	W	111-99	45-18	15,309	22-Jackson	14-Duncan
3-14	L.A. CLIPPERS	W	116-96	46-18	18,797	24-Duncan	15-Duncan
3-16	CHICAGO	W	108-97	47-18	18,797	25-Parker	12-Duncan
3-18	NEW YORK	L	105-97	47-19	18,797	27-Duncan	12-Rose
3-20	@ Dallas	L	112-110(OT)	48-19	20,110	25-Duncan	18-Duncan
3-21	MINNESOTA	L	101-94(OT)	48-20	18,797	29-Duncan	12-Duncan
3-23	L.A. LAKERS	W	98-89	49-20	18,797	27-Duncan	17-Duncan
3-25	MILWAUKEE	W	107-94	50-20	18,797	31-Duncan	10-Duncan
3-27	HOUSTON	W	98-85	51-20	18,797	27-Jackson	14-Duncan
3-29	UTAH	W	101-81	52-20	18,797	30-Duncan	8-Duncan
3-30	@ New Orleans	W	92-90	53-20	17,357	33-Duncan	12-Duncan
APRIL RECORD: 7-2 (HOME: 3-1, ROAD: 4-1)							
4-1	ORLANDO	W	118-105	54-20	18,797	20-Duncan	7-Duncan
4-2	@ Memphis	W	105-87	55-20	12,116	33-Duncan	19-Duncan
4-4	@ Toronto	W	124-98	56-20	18,376	23-Rose	9-Rose
4-6	@ Detroit	W	89-83	57-20	22,076	25-Duncan	21-Duncan
4-9	PORTLAND	W	84-79	58-20	18,797	17-Ginobili	11-Jackson/Duncan
4-11	SEATTLE	W	94-86	59-20	19,217	20-Rose	15-Duncan
4-13	@ Phoenix	L	92-85	59-21	19,023	18-Rose	7-Robinson/Duncan
4-14	@ Utah	W	91-83	60-21	19,821	25-Parker	15-Duncan
4-16	DALLAS	L	93-72	60-22	19,217	11-Smith	9-Ferry/Robinson

2003-04 RECAP



Bruce Bowen

RECORD

57-25 (33-8 home: 24-17 road)
Second in Midwest Division

HONORS

Tim Duncan, All-NBA First Team
Tim Duncan, All-Defensive Second Team
Tim Duncan, NBA All-Star
Bruce Bowen, All-Defensive First Team

PLAYOFFS

Defeated Memphis, First Round, 4-0
Lost to Los Angeles, Western Conference
Semifinals, 2-4

SPURS LEADERS

Scoring: Tim Duncan 22.4 ppg
Rebounding: Tim Duncan 12.4 rpg
Assists: Tony Parker 5.5 apg

Head Coach: Gregg Popovich
Assistants: P.J. Carlesimo, Mike Budenholzer
& Mario Elie

2003-04 SEASON NOTES

- Coming off the 2003 NBA championship, the Spurs suffered through a slow start, opening the 2003-04 season with a 9-10 record (which put the team in 25th place in the NBA on 12/4) ... but the Spurs didn't panic ... instead - on 12/5 - the team started a 13-game winning streak ... the Spurs then finished the season with an 11-game winning streak ... at the end of the regular season their 57-25 mark was the third best in the NBA (behind only Indiana and Minnesota).
- As usual the Spurs success was based on their efforts on the defensive end ... during the 2003-04 campaign the Spurs held their opponents to 84.3 points per game with a .409 field goal percentage ... both marks set new NBA single-season record opponent lows for a full 82-game schedule (during the 50 game 1998-99 season Spurs opponents shot just .402 from the field) ... during the 2003-04 season the Spurs were 29-1 when holding their opponents to 80 points or less.
- Tim Duncan enjoyed another dominant season ... for the seventh straight year he earned spots on both the All-NBA Team and the All-Defensive Team ... he joined former teammate David Robinson as just the second player in history to be named to both an All-NBA Team and an All-Defensive Team in each of their first seven seasons ... Duncan ranked eighth in scoring (22.3 ppg), second in rebounds (12.4 rpg) and fourth in blocks (2.68 bpg).
- After sweeping Memphis in the first round the Spurs faced Los Angeles in the second round ... it was the fourth straight year that the Spurs and the Lakers met in the playoffs ... once again it was a classic series ... with the series tied 2-2 the Lakers beat the Spurs 74-73 on 5/13 in a crazy Game 5 in the AT&T Center ... the Lakers took a 72-71 lead with 11 seconds left thanks to a Kobe Bryant jumper ... after a series of timeouts Tim Duncan hit an amazing shot - a 20-foot runner off the dribble with Shaquille O'Neal on him - with less than a second left ... with 0.4 seconds left the Lakers inbounded the ball - across from the Spurs bench - and Derek Fisher caught, turned and launched a fade-away jumper that gave Los Angeles the win ... two nights later the Lakers beat the Spurs in Game 6 to end San Antonio's bid to win back-to-back


2003-04 SPURS FINAL STATISTICS (57-25)

PLAYER	G	GS	MIN	3-POINT						REBOUNDS			SCORING										
				FG	FGA	PCT	FG	FGA	PCT	FT	FTA	PCT	OFF	DEF	TOT	AST	PF	DQ	STL	TO	BLK	PTS	AVG
Duncan	69	68	2527	592	1181	.501	2	12	.167	352	588	.599	227	632	859	213	164	1	62	183	185	1538	22.3
Parker	75	75	2577	423	946	.447	62	199	.312	191	272	.702	43	194	237	411	148	0	61	179	7	1099	14.7
Ginobili	77	38	2260	330	789	.418	88	245	.359	239	298	.802	86	258	344	291	181	0	136	161	16	987	12.8
Turkoglu	80	44	2073	262	645	.406	101	241	.419	114	161	.708	52	306	358	154	165	0	80	94	32	739	9.2
Nesterovic	82	82	2353	328	700	.469	0	0	---	54	114	.474	257	376	633	114	247	5	51	107	165	710	8.7
Rose	67	13	1256	173	404	.428	0	3	.000	183	225	.813	110	210	320	69	164	1	36	112	24	529	7.9
Bowen	82	82	2624	211	502	.420	77	212	.363	66	114	.579	45	208	253	113	166	1	84	90	33	565	6.9
Ward (TOT)	71	10	1252	160	390	.410	84	206	.408	20	27	.741	12	132	144	215	107	2	64	96	11	4246.0	
Ward (SA)	36	0	425	45	130	.346	25	68	.368	4	6	.667	2	46	48	45	33	0	17	27	3	119	3.3
Mercer	39	0	516	90	211	.427	2	7	.286	13	17	.765	10	39	49	22	37	0	14	26	5	195	5.0
Horry	81	1	1290	141	348	.405	41	108	.380	69	107	.645	108	164	272	101	165	0	48	55	49	392	4.8
Carter	5	2	87	11	37	.297	0	3	.000	0	0	---	2	9	11	12	9	0	4	12	0	22	4.4
Brown	58	0	627	85	196	.434	4	14	.286	60	74	.811	38	92	130	33	61	0	15	38	4	234	4.0
Heal	6	0	72	7	24	.292	4	18	.222	4	5	.800	1	3	4	5	2	0	1	5	0	22	3.7
Willis	48	0	373	70	150	.467	0	1	.000	24	39	.615	37	61	98	11	61	0	21	32	9	164	3.4
Hart	53	5	660	71	159	.447	2	9	.222	33	43	.767	10	69	79	81	59	0	28	29	5	177	3.3
Garcia	2	0	13	1	7	.143	0	0	---	1	2	.500	0	0	0	0	0	0	2	1	0	3	1.5
Carroll (TOT)	16	0	70	7	16	.438	1	3	.333	4	6	.667	1	5	6	2	8	0	1	6	0	19	1.2
Carroll (SA)	3	0	22	2	5	.400	0	0	---	2	4	.500	1	2	3	5	0	1	4	0	6	2.0	
SPURS	82		19755	2842	6434	.442	408	1140	.358	1409	2069	.681	1029	2669	3698	1676	1667	8	661	1203	537	7501	91.5
OPPONENTS	82		19755	2613	6388	.409	311	951	.327	1372	1844	.744	1029	2669	3698	1676	1667	8	661	1203	537	7501	91.5

57-25 (SECOND IN MIDWEST DIVISION)

DATE	OPPONENT	W-L	SCORE	REC.	ATT.	HI-SCORER	HI-REBOUNDER
OCTOBER RECORD: 1-1 (HOME: 1-0, ROAD: 0-1)							
10-28	PHOENIX	W	83-82	1-0	18,797	24-Duncan	12-Duncan
10-29	@ Denver	W	72-80	1-1	17,429	17-Duncan	21-Duncan
NOVEMBER RECORD: 8-7 (HOME: 6-2, ROAD: 2-5)							
11-1	NEW YORK	W	86-74	2-1	18,797	15-Duncan	15-Duncan
11-3	@ Memphis	L	80-88	2-2	12,821	13-Ginobili/Nesterovic	14-Nesterovic
11-4	MIAMI	W	80-73	3-2	17,666	15-Ginobili	11-Rose
11-6	L.A. LAKERS	L	117-120(2OT)	3-3	18,797	33-Ginobili	12-Ginobili
11-8	DALLAS	L	78-81	3-4	18,797	20-Rose	22-Rose
11-10	UTAH	W	87-78	4-4	18,797	18-Ginobili	10-Duncan
11-12	@ New Jersey	W	85-71	5-4	13,286	31-Duncan	12-Duncan
11-14	@ Philadelphia	L	96-100	5-5	20,344	35-Duncan	15-Duncan
11-15	@ Washington	W	95-71	6-5	20,173	23-Rose	13-Duncan
11-18	GOLDEN STATE	W	94-81	7-5	17,098	21-Duncan	10-Duncan
11-20	@ Dallas	L	92-95	7-6	19,989	30-Duncan	17-Duncan
11-21	ATLANTA	W	114-75	8-6	18,797	25-Duncan	10-Duncan
11-26	CHICAGO	W	109-98	9-6	16,771	17-Ginobili	11-Ginobili
11-28	@ L.A. Lakers	L	87-103	9-7	18,997	13-Ginobili	11-Duncan
11-29	@ Golden State	L	89-91	9-8	17,680	27-Duncan	15-Duncan
DECEMBER RECORD: 13-2 (HOME: 7-1, ROAD: 6-1)							
12-1	@ L.A. Clippers	L	83-91	9-9	12,514	26-Rose	11-Rose
12-3	L.A. LAKERS	L	86-90	9-10	18,841	30-Duncan	15-Duncan
12-5	@ Orlando	W	105-94	10-10	15,394	47-Duncan	12-Duncan
12-6	@ Miami	W	86-70	11-10	14,603	21-Duncan/Nesterovic	19-Duncan
12-8	@ Chicago	W	96-82	12-10	18,233	26-Ginobili	14-Duncan
12-10	PORTLAND	W	102-77	13-10	15,131	18-Duncan	14-Duncan
12-11	@ Houston	W	71-67	14-10	18,170	22-Duncan	11-Nesterovic
12-13	HOUSTON	W	86-73	15-10	18,797	16-Ginobili	12-Duncan
12-15	MEMPHIS	W	78-67	16-10	14,524	21-Duncan	15-Nesterovic
12-17	TORONTO	W	73-70	17-10	16,375	30-Duncan	13-Duncan
12-19	@ Seattle	W	87-73	18-10	15,712	27-Duncan	20-Duncan
12-20	@ Portland	W	101-91	19-10	15,010	26-Duncan	10-Duncan
12-23	L.A. CLIPPERS	W	111-90	20-10	18,797	22-Duncan	10-Duncan
12-26	ORLANDO	W	98-83	21-10	18,797	27-Duncan	16-Duncan
12-28	MILWAUKEE	W	89-74	22-10	18,797	25-Ginobili	15-Duncan
JANUARY RECORD: 9-8 (HOME: 4-4, ROAD: 5-4)							
1-3	PHILADELPHIA	L	77-83	22-11	18,797	16-Turkoglu	12-Duncan
1-5	@ Denver	W	98-74	23-11	15,120	30-Duncan	12-Duncan
1-6	WASHINGTON	W	94-72	24-11	16,413	16-Duncan/Parker	11-Duncan
1-9	@ New Orleans	W	95-84	25-11	17,740	15-Duncan/Bowen	9-Nesterovic
1-10	INDIANA	W	89-88(OT)	26-11	18,797	30-Duncan	15-Duncan
1-13	@ Atlanta	L	77-86	26-12	11,807	28-Duncan	9-Duncan
1-14	MINNESOTA	L	93-100	26-13	17,411	36-Duncan	20-Duncan
1-16	@ Indiana	L	79-89	26-14	18,044	16-Duncan	10-Horry
1-18	@ Boston	W	109-92	27-14	18,624	23-Nesterovic	13-Nesterovic
1-19	@ Detroit	L	77-85	27-15	22,076	17-Duncan	10-Duncan
1-21	NEW JERSEY	W	99-76	28-15	17,441	21-Duncan	17-Duncan
1-23	@ Phoenix	W	86-84	29-15	17,799	25-Duncan	12-Duncan
1-24	NEW ORLEANS	L	96-98	29-16	17,897	20-Rose	13-Duncan
1-26	@ Milwaukee	L	92-93	29-17	14,385	26-Parker	8-Duncan
1-27	@ New York	W	77-67	30-17	19,190	30-Duncan	19-Duncan
1-29	SACRAMENTO	L	91-96	30-18	17,669	35-Duncan	18-Duncan
1-31	UTAH	W	85-81	31-18	18,797	33-Duncan	14-Duncan
FEBRUARY RECORD: 8-2 (HOME: 2-0, ROAD: 6-2)							
2-2	@ Utah	W	83-65	32-18	19,911	31-Duncan	11-Duncan
2-5	@ Seattle	W	96-90	33-18	15,256	23-Duncan	14-Duncan
2-6	@ Sacramento	W	102-94	34-18	17,317	28-Duncan	14-Duncan
2-9	@ Houston	W	85-82	35-18	16,040	28-Duncan	10-Duncan
2-18	@ Toronto	W	86-82	36-18	17,119	26-Duncan	21-Duncan
2-20	@ Cleveland	L	87-89	36-19	20,562	21-Duncan/Ginobili	12-Duncan
2-22	@ Minnesota	W	94-92	37-19	20,347	26-Parker	14-Turkoglu
2-24	HOUSTON	W	86-77	38-19	18,797	27-Duncan	13-Duncan
2-26	@ Dallas	L	91-115	38-20	20,458	22-Duncan	17-Duncan
2-28	DENVER	W	117-92	39-20	18,797	29-Parker	12-Nesterovic
MARCH RECORD: 11-5 (HOME: 10-1, ROAD: 1-4)							
3-1	MEMPHIS	W	80-81	39-21	16,705	19-Turkoglu	10-Nesterovic/Rose
3-3	SEATTLE	W	88-84	40-21	16,611	18-Turkoglu	12-Nesterovic
3-5	DALLAS	W	113-100	41-21	18,797	27-Parker	15-Nesterovic
3-6	@ Phoenix	W	107-86	42-21	16,039	22-Nesterovic	13-Nesterovic
3-9	@ Memphis	L	88-94	42-22	15,544	24-Parker	14-Rose
3-10	L.A. CLIPPERS	W	108-90	43-22	16,919	21-Rose	12-Rose
3-12	GOLDEN STATE	W	99-74	44-22	17,174	17-Rose	9-Turkoglu
3-14	@ Sacramento	L	87-101	44-23	17,317	16-Ginobili	13-Nesterovic
3-15	@ Golden State	L	80-97	44-24	14,153	29-Parker	7-Nesterovic
3-18	MINNESOTA	W	106-86	45-24	18,797	22-Duncan	10-Duncan
3-20	BOSTON	W	103-87	46-24	19,034	26-Duncan/Ginobili	15-Duncan
3-23	@ Minnesota	L	81-86	46-25	20,111	26-Duncan	9-Turkoglu
3-25	DETROIT	W	84-75	47-25	17,695	17-Ginobili	13-Duncan
3-27	PHOENIX	W	105-76	48-25	18,797	14-Duncan/Turkoglu	10-Duncan
3-29	CLEVELAND	W	101-93	49-25	18,797	21-Ginobili	8-Ginobili
3-31	SACRAMENTO	W	107-89	50-25	18,797	29-Ginobili	7-Duncan/Nesterovic/Turkoglu
APRIL RECORD: 7-0 (HOME: 3-0, ROAD: 4-0)							
4-2	@ Utah	W	94-81	51-25	19,911	19-Brown	10-Duncan/Nesterovic
4-4	@ L.A. Lakers	W	95-89	52-25	18,997	29-Parker	13-Duncan
4-7	SEATTLE	W	96-75	53-25	18,797	21-Duncan	10-Duncan/Nesterovic
4-9	PORTLAND	W	84-74	54-25	18,797	21-Duncan/Ginobili	14-Duncan
4-11	@ L.A. Clippers	W	88-79	55-25	18,031	26-Duncan	9-Duncan
4-12	@ Portland	W	78-66	56-25	18,997	22-Parker	15-Duncan
4-14	DENVER	W	93-67	57-25	18,797	23-Duncan	16-Duncan

2004-05 RECAP



Robert Horry

RECORD

59-23 (38-3 home: 21-20 road)
First in Southwest Division

HONORS

Tim Duncan, NBA Finals MVP
Tim Duncan, All-NBA First Team
Tim Duncan, All-Defensive First Team
Tim Duncan, NBA All-Star
Bruce Bowen, All-Defensive First Team
Manu Ginobili, NBA All-Star

PLAYOFFS

Defeated Denver, First Round, 4-1
Defeated Seattle, Western Conference Semifinals, 4-2
Defeated Phoenix, Western Conference Finals, 4-1
Defeated Detroit, NBA Finals, 4-3

SPURS LEADERS

Scoring: Tim Duncan 20.3 ppg
Rebounding: Tim Duncan 11.1 rpg
Assists: Tony Parker 6.1 apg

Head Coach: Gregg Popovich
Assistants: P.J. Carlesimo, Mike Budenholzer,
Don Newman & Brett Brown

2004-05 SEASON NOTES

- The Spurs captured their third NBA championship in a thrilling seven-game Finals victory over the Detroit Pistons ... Tim Duncan was named Finals MVP for the third time in his career after averaging 20.6 points and 14.1 rebounds in 40.7 minutes in the seven games ... but he had plenty of help ... Manu Ginobili averaged 18.7 points, 5.9 rebounds, 4.0 assists and 1.29 steals ... Bruce Bowen played his trademark defense (he was second on the team in minutes averaging 38.7 minutes per game in the Finals) ... then there was Robert Horry who had one of the all-time great games in Finals history ... in Game 5 at Detroit on 6/19 he finished with 21 points (scoring all of his points in the final 17:01 of the game) ... his biggest shot of the night was a 25-foot three-pointer with 5.8 seconds left that gave the Spurs a 96-95 overtime win and a 3-2 series lead.
- Tim Duncan and Bruce Bowen were both named to the NBA All-Defensive First Team ... it marked the first time that two teammates earned first team honors since the 1997-98 season when both Michael Jordan and Scottie Pippen were named to the 1998 All-Defensive First Team.
- Manu Ginobili joined Tim Duncan at the 2005 All-Star Game in Denver ... it was the 10th time in franchise history that two Spurs players were named All-Stars in the same season.
- The Spurs made NBA history in April becoming the first team to ever win back-to-back double-overtime games ... the Spurs posted a 125-124 win at the Clippers on 4/9 before heading north and beating the Warriors 136-134 on 4/10 ... making the feat even more impressive ... the Spurs were without Tim Duncan and Devin Brown vs. the Clippers and then were forced to play without Duncan, Brown, Manu Ginobili and Rasha Nesterovic against the Warriors.
- The Spurs enjoyed their best home record in franchise history finishing with a 38-3 mark in the AT&T Center.


2004-05 SPURS FINAL STATISTICS (59-23)

PLAYER	G	GS	MIN	3-POINT						REBOUNDS			SCORING											
				FG	FGA	PCT	FG	FGA	PCT	FT	FTA	PCT	OFF	DEF	TOT	AST	PF	DQ	STL	TO	BLK	PTS	AVG	
Duncan	66	66	2203	517	1042	.496	3	9	.333	305	455	.670	202	530	732	179	144	0	45	127	174	1342	20.3	
Parker	80	80	2735	539	1118	.482	43	156	.276	210	323	.650	47	251	298	491	167	0	98	215	4	1331	16.6	
Ginobili	74	74	2193	367	780	.471	97	258	.376	355	442	.803	75	254	329	288	190	1	119	172	27	1186	16.0	
Robinson	9	0	157	34	77	.442	2	6	.333	20	23	.870	4	20	24	8	19	0	4	7	3	90	10.0	
Mohammed(TOT)	77	59	1933	289	602	.480	0	1	1.000	153	227	.674	247	339	586	34	236	3	58	108	86	731	9.5	
Mohammed (SA)	23	5	414	55	142	.387	0	0	---	32	56	.571	78	69	147	8	64	1	5	27	33	142	6.2	
Bowen	82	82	2627	251	598	.420	102	253	.403	71	112	.634	50	235	285	126	175	0	55	57	39	675	8.2	
Barry	81	8	1742	194	459	.423	100	280	.357	113	135	.837	29	161	190	178	123	0	39	64	20	601	7.4	
Brown	67	0	1238	173	409	.423	45	121	.372	103	130	.792	37	139	176	92	83	0	39	53	12	494	7.4	
Rose	50	1	862	124	267	.464	0	4	1.000	69	99	.697	95	132	227	41	124	1	31	56	9	317	6.3	
Horry	75	16	1396	157	375	.419	51	138	.370	86	109	.789	91	177	268	80	138	1	67	69	60	451	6.0	
Udrih	80	2	1149	173	390	.444	58	142	.408	67	89	.753	16	67	83	150	96	0	41	77	10	471	5.9	
Nesterovic	70	70	1785	198	430	.460	0	0	---	14	30	.467	184	275	459	71	207	1	31	73	117	410	5.9	
Glover	7	0	68	8	22	.364	1	8	.125	8	10	.800	3	8	11	4	9	0	3	2	3	25	3.6	
Marks	23	0	244	27	80	.338	0	3	.000	22	28	.786	18	38	56	8	29	0	3	14	11	76	3.3	
Massenburg	61	6	699	74	182	.407	0	0	---	48	63	.762	54	109	163	14	122	1	18	40	20	196	3.2	
Wilks	48	0	278	32	77	.416	5	16	.313	12	16	.750	4	21	25	33	26	0	14	14	1	81	1.7	
Johnson	2	0	15	0	2	.000	0	1	1.000	0	0	---	0	3	3	0	1	0	1	1	0	0	0.0	
SPURS	82			19805	29236	450	5071	1395	363	1535	2120	.724	9872	4893	3476	1771	1717	6	613	1126	543	7888	96.2	
OPPONENTS	82			19805	27126	359	426	323	881	367	1501	1955	.768	8932	4033	3296	1385	1891	24	594	1240	421	7248	88.4

59-23 (FIRST IN SOUTHWEST DIVISION)

DATE	OPPONENT	W-L	SCORE	REC.	ATT.	HI-SCORER	HI-REBOUNDER
NOVEMBER RECORD: 12-3 (HOME: 6-0, ROAD: 6-3)							
11/03	SACRAMENTO	W	101-85	1-0	18,797	30-Duncan	14-Duncan
11/05	@L.A. Lakers	W	105-96	2-0	18,997	26-Duncan	16-Duncan
11/07	@Seattle	L	94-113	2-1	15,951	21-Ginobili/Parker	10-Duncan
11/10	GOLDEN STATE	W	91-71	3-1	16,826	23-Duncan	18-Duncan
11/12	MIAMI	W	93-84	4-1	18,797	29-Ginobili	13-Duncan
11/13	@Atlanta	W	103-88	5-1	11,326	26-Duncan	18-Duncan
11/16	NEW YORK	W	99-81	6-1	17,705	18-Parker	10-Duncan
11/18	@Philadelphia	W	88-80	7-1	16,446	34-Duncan	13-Duncan
11/19	@Boston	W	92-84	8-1	15,586	26-Duncan	6-Duncan
11/21	@Toronto	L	91-96	8-2	17,264	26-Duncan	15-Duncan
11/22	@Memphis	L	90-93	8-3	16,127	26-Duncan	9-Duncan
11/24	DALLAS	W	94-80	9-3	18,797	27-Duncan	13-Duncan
11/26	@Denver	W	89-75	10-3	19,099	23-Duncan	13-Duncan
11/27	UTAH	W	109-76	11-3	17,543	16-Rose	13-Duncan
11/30	@Dallas	W	107-89	12-3	19,455	20-Duncan	13-Duncan
DECEMBER RECORD: 13-3 (HOME: 8-1, ROAD: 5-2)							
12/01	PHILADELPHIA	W	105-72	13-3	17,566	24-Brown/Duncan	12-Duncan
12/03	DETROIT	W	80-77	14-3	18,797	20-Parker	18-Duncan
12/04	@Milwaukee	W	104-83	15-3	17,812	20-Duncan	7-Duncan/Nesterovic
12/06	@Chicago	W	91-75	16-3	16,353	17-Parker	11-Duncan
12/08	SEATTLE	L	96-102	16-4	18,797	39-Duncan	10-Duncan
12/09	@Houston	L	80-81	16-5	16,170	26-Duncan	18-Duncan
12/11	CLEVELAND	W	116-97	17-5	18,797	34-Duncan	7-Duncan
12/15	ORLANDO	W	99-90	18-5	17,384	24-Duncan	14-Duncan
12/17	@New Orleans	W	83-67	19-5	13,071	19-Duncan	12-Duncan
12/18	GOLDEN STATE	W	104-85	20-5	17,467	21-Ginobili/Parker	7-Horry/Duncan/Ginobili
12/22	@Orlando	L	87-93	20-6	16,325	24-Duncan	11-Nesterovic
12/23	MINNESOTA	W	96-82	21-6	18,797	22-Ginobili	10-Duncan
12/26	BOSTON	W	107-90	22-6	17,541	27-Parker	11-Duncan
12/28	PHOENIX	W	115-94	23-6	18,797	29-Parker	12-Duncan
12/30	@Portland	W	114-80	24-6	18,677	19-Duncan	9-Duncan
12/31	@L.A. Clippers	W	98-79	25-6	17,115	23-Duncan	8-Duncan
JANUARY RECORD: 12-4 (HOME: 9-0, ROAD: 3-4)							
01/02	@Sacramento	L	81-86	25-7	17,317	18-Ginobili	12-Nesterovic
01/04	L.A. LAKERS	W	100-83	26-7	18,797	24-Bowen	15-Duncan
01/06	INDIANA	W	111-98	27-7	17,549	27-Duncan	12-Duncan
01/08	DENVER	W	99-90	28-7	18,797	22-Ginobili	11-Nesterovic
01/10	@Utah	L	96-97	28-8	18,325	24-Duncan	13-Duncan
01/12	MILWAUKEE	W	94-79	29-8	16,754	21-Duncan	9-Duncan
01/14	DALLAS	W	98-95	30-8	17,897	25-Duncan	12-Nesterovic
01/15	@Houston	L	67-73	30-9	18,290	21-Parker	12-Duncan
01/17	WASHINGTON	W	101-73	31-9	17,232	24-Brown	12-Nesterovic
01/19	L.A. CLIPPERS	W	80-79	32-9	17,603	25-Parker	14-Duncan
01/21	@Phoenix	W	128-123(OT)	33-9	18,422	48-Ginobili	19-Duncan
01/23	@Sacramento	W	103-73	34-9	17,317	23-Duncan	13-Duncan
01/24	@Portland	W	99-107	34-10	15,075	24-Duncan	11-Duncan
01/27	SACRAMENTO	W	90-80	35-10	18,797	25-Ginobili	12-Duncan
01/29	NEW ORLEANS	W	93-83	36-10	18,797	23-Parker	14-Duncan
01/31	@Seattle	W	103-84	37-10	17,072	23-Ginobili	10-Duncan/Parker
FEBRUARY RECORD: 6-3 (HOME: 1-1, ROAD: 5-2)							
02/03	@L.A. Lakers	W	103-91	38-10	18,997	22-Parker	11-Rose
02/08	@Charlotte	W	104-85	39-10	12,985	20-Parker	10-Rose
02/09	@Washington	L	87-95	39-11	20,173	22-Parker	8-Nesterovic/Parker
02/11	@New Jersey	W	101-91	40-11	17,121	27-Parker	15-Duncan
02/13	@Miami	L	92-96	40-12	20,258	24-Ginobili	11-Nesterovic
02/16	@New Orleans	W	101-78	41-12	13,105	19-Duncan	15-Rose
02/23	HOUSTON	W	99-81	42-12	18,797	30-Duncan	11-Duncan
02/26	MEMPHIS	L	82-84	42-13	18,797	27-Duncan	19-Duncan
02/28	@Cleveland	W	94-92	43-13	18,216	20-Duncan	11-Duncan
MARCH RECORD: 10-5 (HOME: 10-1, ROAD: 0-4)							
03/02	TORONTO	W	92-86	44-13	17,795	17-Ginobili	11-Duncan
03/04	CHICAGO	W	102-99	45-13	18,797	31-Duncan	13-Duncan
03/06	UTAH	W	101-94	46-13	18,797	31-Ginobili	8-Ginobili
03/08	NEW JERSEY	W	90-74	47-13	17,588	22-Brown	9-Brown
03/09	@Phoenix	L	101-107	47-14	18,422	30-Parker	6-Brown/Nesterovic/Mohammed
03/12	DENVER	L	87-90	47-15	18,797	25-Parker	9-Mohammed
03/14	NEW ORLEANS	W	112-89	48-15	18,797	25-Udrih	13-Duncan
03/16	MINNESOTA	W	89-73	49-15	18,797	25-Duncan	14-Duncan
03/18	CHARLOTTE	W	93-76	50-15	17,798	24-Parker	9-Horry
03/20	@Detroit	L	101-110	50-16	22,076	18-Brown	8-Mohammed
03/21	@New York	L	75-88	50-17	19,763	22-Brown	11-Nesterovic
03/23	@Indiana	L	92-100	50-18	16,560	17-Barry	7-Bowen
03/25	ATLANTA	W	111-95	51-18	18,797	23-Barry/Ginobili	8-Ginobili
03/27	HOUSTON	W	83-70	52-18	18,797	18-Ginobili	8-Parker
03/30	SEATTLE	W	89-76	53-18	18,797	28-Parker	9-Nesterovic
APRIL RECORD: 6-5 (HOME: 4-0, ROAD: 2-5)							
04/01	@Denver	L	84-102	53-19	19,730	17-Parker	9-Ginobili/Horry
04/02	L.A. LAKERS	W	95-94	54-19	18,797	20-Barry	8-Ginobili/Horry/Nesterovic
04/06	L.A. CLIPPERS	W	91-82	55-19	18,797	16-Ginobili	10-Marks
04/07	@Dallas	L	68-104	55-20	20,418	12-Barry	6-Nesterovic
04/09	@L.A. Clippers	W	125-124(2OT)	56-20	19,748	40-Ginobili	9-Massenburg
04/10	@Golden State	W	136-134(2OT)	57-20	16,324	35-Parker	15-Mohammed
04/12	PORTLAND	W	95-89	58-20	18,797	30-Ginobili	14-Mohammed
04/13	@Utah	L	91-93	58-21	17,014	21-Ginobili	11-Mohammed
04/16	MEMPHIS	W	99-75	59-21	18,797	15-Bowen	18-Duncan/Mohammed
04/18	@Memphis	L	92-94	59-22	17,183	23-Robinson	15-Mohammed
04/20	@Minnesota	L	73-95	59-23	18,122	16-Robinson	8-Mohammed

2005-06 RECAP



Michael Finley

RECORD

63-19 (34-7 home: 29-12 road)
First in Southwest Division

HONORS

Tim Duncan, All-NBA Second Team
Tim Duncan, All-Defensive Second Team
Tim Duncan, NBA All-Star
Bruce Bowen, All-Defensive First Team
Tony Parker, NBA All-Star

PLAYOFFS

Defeated Sacramento, First Round, 4-2
Lost to Dallas, Western Conference
Semifinals, 4-3

SPURS LEADERS

Scoring: Tony Parker 18.9 ppg
Rebounding: Tim Duncan 11.0 rpg
Assists: Tony Parker 5.8 apg

Head Coach: Gregg Popovich
Assistants: P.J. Carlesimo, Mike Budenholzer,
Don Newman, Brett Brown &
Chip Engelland

2005-06 SEASON NOTES

- The Spurs set the franchise record for most wins in a season finishing with a 63-19 mark ... it was the third time that the Spurs hit the 60-win plateau ... the 1994-95 team posted a 62-20 record while the 2002-03 Spurs squad went 60-22.
- Two-time All-Star Michael Finley signed with the Spurs on 9/2/05 after spending his previous nine seasons with the Dallas Mavericks ... in his first season in San Antonio, Finley averaged 10.1 points in 26.5 minutes in 77 games.
- Tony Parker enjoyed a break-out season, averaging 18.9 points, 5.8 assists and 3.3 rebounds ... he led the team in both scoring and assists ... he is the first – and only – point guard to lead the Spurs in scoring ... Parker snapped a string of seven straight seasons in which Tim Duncan had led the team in scoring ... Parker ranked third in the NBA in FG percentage with a .548 mark from the field (becoming the first point guard to rank in the top-three in FG percentage since Butch Beard in the 1973-74 season) ... Parker became the ninth Spur to appear in the NBA All-Star Game (finishing with 8 points in 20 minutes in the 2006 All-Star Game).
- Despite being hobbled all season with plantar fasciitis in his right foot Tim Duncan was named to both the All-NBA Second Team and the All-Defensive Second Team ... by earning the honors he extended his NBA record becoming the first player to be named to both an All-NBA Team and an All-Defensive Team in each of his first nine seasons (David Robinson is second on the list being named to both teams in each of his first seven seasons).


2005-06 SPURS FINAL STATISTICS (63-19)

PLAYER	G	GS	MIN	3-POINT			REBOUNDS			SCORING						
				FG	FGA	PCT	FG	FGA	PCT	FT	FTA	PCT	OFF	DEF	TOT	PTS
Parker	80	80	2715	623	1136	.548	11	36	.306	253	358	.707	38	223	261	1510
Duncan	80	80	2784	574	1185	.484	2	5	.400	335	533	.629	231	650	881	1485
Ginobili	65	56	1813	309	669	.462	83	217	.382	280	360	.778	42	188	230	981
Finley	77	18	2038	286	695	.412	110	279	.394	98	115	.852	31	216	247	780
Bowen	82	82	2755	232	536	.433	104	245	.424	51	84	.607	35	285	320	619
Mohammed	80	30	1389	190	377	.504	0	0	---	113	144	.785	163	255	418	493
Barry	74	5	1259	156	345	.452	80	202	.396	39	59	.661	29	130	159	431
Van Exel	65	2	986	136	343	.397	55	154	.357	28	41	.683	6	85	91	355
Horry	63	3	1182	112	292	.384	53	144	.368	44	68	.647	71	171	242	321
Udrih	54	3	586	106	233	.455	24	70	.343	39	50	.780	18	34	52	275
Nesterovic	80	51	1515	172	334	.515	0	2	.000	18	30	.600	114	195	309	362
Marks	25	0	181	37	71	.521	0	3	.000	7	12	.583	12	31	43	81
Sanders	16	0	113	16	33	.485	2	3	.667	7	10	.700	4	19	23	41
Oberto	59	0	490	44	93	.473	0	2	.000	15	27	.556	57	66	123	103
Scales	1	0	0	0	0	---	0	0	---	0	0	---	0	0	0	0
SPURS	82		19805	29936	3442	.472	524	1362	.385	1327	1891	.702	851	2548	3399	7837
OPPONENTS	82		19805	27826	6420	.433	300	886	.339	1414	1912	.740	886	2417	3303	7278

63-19 (FIRST IN SOUTHWEST DIVISION)

DATE	OPPONENT	W-L	SCORE	REC.	ATT.	HI-SCORER	HI-REBOUNDER
NOVEMBER RECORD 11-3 (HOME: 6-1, ROAD: 5-2)							
11/1	DENVER	W	102-91	1-0	18,797	26 - Parker	10 - Duncan
11/4	CLEVELAND	W	102-76	2-0	18,797	21 - Duncan	10 - Duncan
11/5	@ Dallas	L	84-103	2-1	20,468	24 - Duncan	12 - Duncan
11/7	@ Chicago	W	104-95 (OT)	3-1	21,827	24 - Duncan	16 - Duncan
11/9	@ Charlotte	W	94-86	4-1	17,237	29 - Duncan	10 - Duncan
11/11	@ Boston	W	103-82	5-1	18,624	29 - Duncan	12 - Duncan
11/12	@ Washington	L	95-110	5-2	20,173	28 - Ginobili	14 - Duncan
11/15	ATLANTA	W	103-79	6-2	18,797	24 - Ginobili	8 - Oberto
11/17	HOUSTON	W	86-80	7-2	18,797	19 - Duncan	9 - Duncan
11/19	PHOENIX	W	97-91	8-2	18,797	24 - Duncan	13 - Duncan
11/20	@ Sacramento	W	96-93	9-2	17,317	23 - Parker	19 - Duncan
11/23	@ Golden State	W	113-89	10-2	18,768	26 - Parker	12 - Duncan
11/25	CHICAGO	L	99-106	10-3	18,797	24 - Duncan	11 - Duncan
11/29	L.A. LAKERS	W	90-84	11-3	18,797	22 - Ginobili	9 - Duncan
DECEMBER RECORD 13-4 (HOME: 8-0, ROAD: 5-4)							
12/1	@ Dallas	W	92-90	12-3	20,076	30 - Parker	14 - Duncan
12/3	PHILADELPHIA	W	100-91	13-3	18,797	20 - Parker	12 - Duncan
12/5	@ Orlando	W	110-85	14-3	14,661	26 - Duncan	12 - Duncan
12/7	MIAMI	W	98-84	15-3	18,797	28 - Duncan	16 - Duncan
12/9	BOSTON	W	101-89	16-3	18,797	20 - Duncan	11 - Duncan
12/10	@ Atlanta	L	84-94	16-4	16,678	20 - Parker	10 - Duncan/Ginobili
12/13	L.A. CLIPPERS	W	95-87 (OT)	17-4	18,797	27 - Duncan	22 - Duncan
12/15	@ Minnesota	W	90-88	18-4	17,003	21 - Finley	9 - Duncan
12/17	SACRAMENTO	W	96-91	19-4	18,797	25 - Parker	12 - Duncan
12/18	@ NO/OK City	L	76-89	19-5	19,297	17 - Finley/Parker	8 - Duncan
12/20	@ Milwaukee	L	107-109 (OT)	19-6	16,865	34 - Duncan	13 - Duncan
12/21	@ New York	W	109-96	20-6	19,763	19 - Finley	5 - Horry/Nesterovic/Mohammed
12/23	TORONTO	W	95-90	21-6	18,797	27 - Duncan	10 - Duncan
12/25	@ Detroit	L	70-85	21-7	22,076	19 - Parker	11 - Duncan
12/27	INDIANA	W	99-86	22-7	18,797	27 - Parker	9 - Duncan
12/29	NO/OK CITY	W	111-84	23-7	18,797	18 - Finley	7 - Duncan
12/31	@ Denver	W	98-88	24-7	18,296	25 - Duncan	10 - Duncan
JANUARY RECORD: 11-3 (HOME: 7-2, ROAD: 4-1)							
1/4	PORTLAND	W	106-75	25-7	18,797	18 - Duncan/Parker	13 - Duncan
1/6	MINNESOTA	W	83-77	26-7	18,797	23 - Parker	14 - Duncan
1/7	@ Phoenix	L	86-97	26-8	18,422	19 - Duncan/Ginobili	12 - Duncan
1/10	NEW JERSEY	W	96-91	27-8	18,797	27 - Duncan	12 - Duncan
1/12	DETROIT	L	68-83	27-9	17,879	17 - Duncan/Parker	13 - Duncan
1/14	MEMPHIS	W	80-79	28-9	18,797	20 - Ginobili	13 - Duncan
1/16	@ Memphis	W	93-83	29-9	18,119	28 - Parker	12 - Duncan
1/18	MILWAUKEE	W	95-92	30-9	18,797	27 - Duncan	9 - Duncan
1/20	@ Miami	W	101-94	31-9	20,287	38 - Parker	11 - Duncan
1/22	DENVER	L	85-59	31-10	18,797	17 - Mohammed	13 - Duncan
1/24	CHARLOTTE	W	104-76	32-10	18,797	17 - Udris	9 - Duncan
1/25	@ NO/OK City	W	84-68	33-10	19,209	17 - Duncan	8 - Bowen
1/28	MINNESOTA	W	102-88	34-10	18,797	28 - Duncan	16 - Duncan
1/30	@ Utah	W	79-70	35-10	19,384	19 - Duncan	9 - Mohammed
FEBRUARY RECORD 9-2 (HOME: 3-0, ROAD: 6-2)							
2/1	@ Portland	W	86-82	36-10	16,638	22 - Ginobili	17 - Duncan
2/2	@ Golden State	W	89-86	37-10	17,223	23 - Parker	13 - Duncan
2/8	@ Toronto	W	125-118 (OT)	38-10	19,284	32 - Parker	8 - Nesterovic
2/10	@ New Jersey	W	83-73	39-10	19,096	22 - Ginobili	7 - Duncan
2/12	@ Indiana	W	92-88	40-10	18,345	29 - Ginobili	11 - Duncan
2/13	@ Cleveland	L	87-101	40-11	19,486	19 - Duncan	10 - Duncan
2/15	@ Philadelphia	L	100-103 (OT)	40-12	17,335	23 - Parker	20 - Mohammed
2/21	SEATTLE	W	103-78	41-12	18,797	30 - Parker	16 - Duncan
2/24	@ Memphis	W	83-80	42-12	18,119	19 - Duncan	16 - Duncan
2/25	GOLDEN STATE	W	92-75	43-12	18,797	15 - Mohammed	16 - Duncan
2/27	NEW YORK	W	121-93	44-12	18,797	22 - Finley	7 - Duncan
MARCH RECORD 12-4 (HOME: 6-1, ROAD: 6-3)							
3/2	DALLAS	W	98-89	45-12	18,797	23 - Parker	8 - Bowen
3/4	PORTLAND	W	101-81	46-12	18,797	22 - Parker	15 - Duncan
3/6	@ L.A. Lakers	W	103-96	47-12	18,997	21 - Finley/Ginobili/Parker	7 - Duncan
3/7	@ L.A. Clippers	L	85-98	47-13	18,409	20 - Parker	7 - Duncan
3/9	@ Phoenix	W	117-93	48-13	18,422	29 - Parker	11 - Mohammed
3/10	L.A. LAKERS	L	92-100	48-14	18,797	16 - Barry/Finley	9 - Finley
3/12	HOUSTON	W	88-81	49-14	18,797	20 - Duncan	10 - Duncan
3/14	NO/OK CITY	W	96-81	50-14	18,797	20 - Parker	8 - Duncan/Mohammed
3/17	PHOENIX	W	108-102	51-14	18,797	30 - Mohammed	16 - Mohammed
3/18	@ Houston	W	92-77	52-14	18,797	23 - Parker	8 - Duncan/Mohammed
3/21	GOLDEN STATE	W	107-96	53-14	18,797	29 - Parker	13 - Duncan
3/22	@ Denver	L	92-104	53-15	17,456	26 - Ginobili	6 - Duncan
3/24	@ Portland	L	98-79	54-15	17,018	23 - Barry	7 - Duncan
3/26	@ Seattle	L	102-106	54-16	16,861	28 - Duncan	10 - Duncan
3/28	@ L.A. Clippers	W	98-87	55-16	17,978	20 - Duncan/Finley	13 - Duncan
3/30	@ L.A. Lakers	W	96-85	56-16	18,997	20 - Duncan	13 - Duncan
APRIL RECORD 7-3 (HOME: 4-3, ROAD: 3-0)							
4/1	WASHINGTON	W	106-99	57-16	18,997	20 - Duncan	13 - Duncan
4/4	@ Utah	W	95-46	58-16	18,064	26 - Ginobili	13 - Duncan
4/5	SACRAMENTO	L	87-97	58-17	18,997	16 - Parker	9 - Mohammed
4/7	DALLAS	L	86-92	58-18	18,997	22 - Ginobili	9 - Duncan
4/9	MEMPHIS	W	83-81	59-18	18,997	23 - Duncan	12 - Duncan
4/11	SEATTLE	W	104-95	60-18	18,997	27 - Parker	14 - Duncan
4/13	ORLANDO	L	80-92	60-19	18,997	31 - Duncan	13 - Duncan
4/16	@ Minnesota	W	103-90	61-19	15,231	15 - Udris	8 - Duncan
4/17	UTAH	W	115-82	62-19	18,997	18 - Ginobili	11 - Nesterovic
4/19	@ Houston	W	89-87	63-19	17,613	19 - Barry	6 - Horry/Mohammed

2006-07 RECAP



Brent Barry

RECORD

58-24 (31-10 home: 27-14 road)
Second in Southwest Division

HONORS

Tim Duncan, All-NBA First Team
Tim Duncan, All-Defensive First Team
Tim Duncan, NBA All-Star
Tony Parker, NBA Finals MVP
Tony Parker, NBA All-Star
Bruce Bowen, All-Defensive First Team

PLAYOFFS

Defeated Denver, First Round, 4-1
Defeated Phoenix, Western Conference Semifinals, 4-2
Defeated Utah, Western Conference Finals, 4-1
Defeated Cleveland, NBA Finals, 4-0

SPURS LEADERS

Scoring: Tim Duncan 20.0 ppg
Rebounding: Tim Duncan 10.6 rpg
Assists: Tony Parker 5.5 apg

Head Coach: Gregg Popovich
Assistants: P.J. Carlesimo, Mike Budenholzer,
Don Newman, Brett Brown &
Chip Engelland

2006-07 SEASON NOTES

- The Spurs captured their fourth NBA Championship in a nine-year span sweeping the Cavaliers in the 2007 Finals ... Tony Parker became the first European-born player to earn NBA Finals MVP honors, averaging 24.5 points, 5.0 rebounds and 3.3 assists in 37.8 minutes in the four-game series.
- By winning the 2007 NBA Championship the Spurs became just the fifth franchise to claim four-or-more titles ... the Celtics lead the way with 17 NBA Championships, followed by the Lakers with 14, the Bulls with six and the Sixers with four.
- The Spurs ended the 2006-07 season on a roll, finishing with a 25-6 mark in the final 31 games of the season ... the team enjoyed a 13-game winning streak from 2/13 to 3/13 (matching the third longest winning streak in franchise history).
- Tim Duncan and Michael Finley both joined the NBA's 15,000 point club during the 2006-07 campaign ... Duncan became the 99th player in NBA history to hit the 15,000 point mark at Seattle on 11/26 ... Finley joined the exclusive club at Minnesota on 1/8.
- Tim Duncan was named to both the All-NBA First Team and the All-Defensive First Team ... by earning the honors he extended his NBA record becoming the first player to be named to both an All-NBA Team and an All-Defensive Team in each of his first 10 seasons (David Robinson is second on the list being named to both teams in each of his first seven seasons).


2006-07 SPURS FINAL STATISTICS (58-24)

PLAYER	G	GS	MIN	3-POINT						REBOUNDS			SCORING										
				FG	FGA	PCT	FG	FGA	PCT	FT	FTA	PCT	OFF	DEF	TOT	AST	PF	DQ	STL	TOT	BLK	PTS	AVG
Duncan	80	80	2726	618	1131	.546	1	9	.111	362	578	.637	213	633	846	273	203	0	66	224	190	1599	20.0
Parker	77	77	2499	570	1096	.520	15	38	.395	274	350	.783	34	216	250	420	137	0	82	191	6	1429	18.6
Ginobili	75	36	2060	396	854	.464	128	323	.396	320	372	.860	59	268	327	263	155	0	109	157	27	1240	16.5
Finley	82	16	1823	273	663	.412	104	286	.364	90	98	.918	34	189	223	108	76	0	32	46	16	740	9.0
Barry	75	28	1631	202	425	.475	128	287	.446	103	117	.880	17	143	160	138	88	0	56	61	12	635	8.5
White	6	2	137	18	41	.439	2	7	.286	12	15	.800	3	17	20	5	7	0	3	5	1	50	8.3
Bowen	82	82	2464	189	467	.405	89	232	.384	43	73	.589	23	200	223	117	175	1	62	65	25	510	6.2
Elson	70	41	1332	144	282	.511	0	2	.000	62	80	.775	81	255	336	55	184	0	31	86	59	350	5.0
Bonner	56	0	653	106	237	.447	36	94	.383	27	38	.711	64	92	156	22	67	1	17	25	11	275	4.9
Udrih	73	1	948	127	344	.369	33	115	.287	53	60	.883	11	71	82	122	70	0	27	56	1	340	4.7
Oberto	79	33	1365	158	281	.562	0	0	—	33	51	.647	131	237	368	68	213	2	25	69	24	349	4.4
Horry	68	8	1124	90	251	.359	50	149	.336	38	64	.594	73	156	229	77	105	1	45	44	41	268	3.9
Butler	11	2	103	16	35	.457	0	0	—	9	10	.900	6	16	22	5	16	0	2	10	0	41	3.7
Vaughn	64	4	760	71	167	.425	1	2	.500	49	65	.754	8	60	68	131	74	0	24	40	2	192	3.0
Ely (TOT)	30	0	309	29	80	.363	0	0	—	31	47	.660	15	38	53	18	51	0	6	28	8	89	3.0
Ely (SA)	6	0	65	6	20	.300	0	0	—	7	12	.583	3	11	14	4	12	0	4	5	2	19	3.2
Williams	16	0	88	15	34	.441	8	17	.471	4	7	.571	1	13	14	6	6	0	2	5	0	42	2.6
SPURS	82	19780	29996328	474	5951561	.381	1486	1980	.751	76125773338	1814	1588	5	587	1137	417	8079	98.5					
OPPONENTS	82	19780	28606463	.443	3681101	.334	1300	1756	.740	82923793208	1416	1739	12	580	1176	337	7388	90.1					

58-24 (SECOND IN SOUTHWEST DIVISION)

DATE	OPPONENT	W-L	SCORE	REC.	ATT.	HI-SCORER	HI-REBOUNDER
NOVEMBER RECORD							
11-5 (HOME: 4-3, ROAD: 7-2)							
11/2	@ Dallas	W	97-91	1-0	20,416	19 - Parker	10 - Duncan
11/3	CLEVELAND	W	81-88	1-1	18,797	25 - Duncan	12 - Duncan
11/5	@ Toronto	L	103-94	2-1	18,098	26 - Duncan	9 - Oberto
11/6	@ New York	W	105-93	3-1	18,333	24 - Parker	8 - Duncan
11/8	PHOENIX	W	111-106 (OT)	4-1	18,797	29 - Parker	14 - Duncan
11/11	NEW YORK	W	100-92	5-1	18,797	33 - Parker	16 - Duncan
11/14	@ Houston	W	92-84	6-1	18,289	19 - Duncan/Ginobili	15 - Duncan
11/15	CHARLOTTE	L	92-95 (OT)	6-2	18,797	25 - Parker	13 - Duncan
11/17	CHICAGO	W	100-83	7-2	18,797	21 - Duncan	11 - Duncan
11/19	@ Sacramento	W	108-99	8-2	17,317	35 - Duncan	14 - Duncan
11/20	@ Portland	W	107-98	9-2	14,163	25 - Duncan/Ginobili	6 - Duncan
11/22	MIAMI	W	106-86	10-2	18,797	19 - Duncan	6 - Duncan/Barry
11/24	DALLAS	L	92-95	10-3	18,797	29 - Duncan	11 - Oberto
11/26	@ Seattle	W	98-78	11-3	15,483	20 - Parker	16 - Duncan
11/27	@ Golden State	L	102-111	11-4	17,078	28 - Parker	16 - Duncan
11/29	@ Utah	L	75-83	11-5	19,089	21 - Duncan	10 - Duncan
DECEMBER RECORD							
12-3 (HOME: 8-2, ROAD: 4-1)							
12/2	SACRAMENTO	W	100-98	12-5	18,797	23 - Bowen	11 - Duncan
12/4	GOLDEN STATE	W	129-89	13-5	18,797	18 - Barry	9 - Elson
12/6	@ Charlotte	W	96-76	14-5	14,066	25 - Duncan	6 - Elson/Finley
12/8	L.A. CLIPPERS	W	111-82	15-5	18,797	22 - Ginobili	10 - Duncan
12/10	@ L.A. Lakers	L	99-106	15-6	18,997	23 - Ginobili	13 - Duncan
12/11	@ L.A. Clippers	W	103-81	16-6	18,147	24 - Barry	5 - Duncan/Udrih
12/13	MINNETA	W	107-96	17-6	18,362	24 - Ginobili	7 - Elson
12/14	@ NO/Okla. City	W	103-77	18-6	15,140	24 - Ginobili	9 - Duncan
12/16	PHILADELPHIA	W	103-98	19-6	18,797	24 - Parker	9 - Duncan/Ginobili
12/20	MEMPHIS	W	105-98	20-6	18,797	21 - Duncan	9 - Duncan
12/22	HOUSTON	L	78-97	20-7	18,797	23 - Ginobili	11 - Duncan
12/23	@ NO/Okla. City	W	112-77	21-7	19,164	19 - Parker	5 - Parker
12/26	MILWAUKEE	L	107-114	21-8	18,797	25 - Duncan	12 - Duncan
12/28	UTAH	W	106-83	22-8	18,797	22 - Parker	9 - Duncan
12/31	ATLANTA	W	95-81	23-8	18,797	27 - Parker	11 - Duncan/Bonner
JANUARY RECORD:							
9-7 (HOME: 4-3, ROAD: 5-4)							
1/2	@ Cleveland	L	78-82	23-9	20,214	26 - Parker	15 - Duncan
1/3	@ Minnesota	L	101-103 (OT)	23-10	14,185	26 - Ginobili	13 - Duncan
1/5	DALLAS	L	85-90	23-11	18,797	25 - Ginobili	7 - Duncan
1/7	@ Memphis	W	110-96	24-11	15,227	34 - Ginobili	9 - Duncan
1/9	PORTLAND	W	98-84	25-11	18,240	16 - Duncan	9 - Duncan
1/10	@ Denver	W	92-83	26-11	16,486	26 - Parker	13 - Duncan
1/13	WASHINGTON	W	93-80	27-11	18,797	19 - Ginobili	11 - Duncan
1/15	@ Chicago	L	87-99	27-12	22,218	22 - Ginobili	16 - Duncan
1/17	L.A. LAKERS	L	96-100	27-13	18,797	26 - Duncan	9 - Duncan
1/19	NO/Okla. CITY	W	99-86	28-13	17,153	23 - Parker	16 - Duncan
1/21	@ Philadelphia	W	99-85	29-13	14,883	23 - Barry	15 - Duncan
1/22	@ Boston	W	93-89	30-13	15,928	21 - Duncan	9 - Duncan
1/24	HOUSTON	W	85-90	31-14	18,328	37 - Duncan	10 - Duncan
1/26	MEMPHIS	L	112-96	31-14	18,332	26 - Duncan	13 - Duncan
1/28	@ L.A. Lakers	W	96-94 (OT)	32-14	18,997	21 - Duncan/Ginobili	14 - Duncan
1/31	@ Utah	L	93-97	32-15	19,911	27 - Parker	12 - Duncan
FEBRUARY RECORD							
7-3 (HOME: 3-0, ROAD: 4-3)							
2/1	@ Phoenix	L	87-103	32-16	18,422	32 - Ginobili	18 - Duncan
2/7	@ Washington	W	110-83	33-16	20,173	20 - Duncan/Parker	8 - Elson
2/9	@ Orlando	L	104-106	33-17	17,451	24 - Duncan	16 - Duncan
2/11	@ Miami	L	85-100	33-18	20,210	26 - Ginobili	11 - Duncan
2/13	@ New Jersey	W	107-82	34-18	14,936	21 - Duncan	8 - Duncan
2/14	@ Detroit	W	90-81	35-18	22,076	23 - Duncan	18 - Elson
2/20	DENVER	W	95-80	36-18	18,586	17 - Parker	8 - Elson
2/21	@ Atlanta	W	103-96	37-18	15,565	40 - Ginobili	9 - Duncan
2/24	SEATTLE	W	102-71	38-18	18,797	21 - Parker	15 - Duncan
2/26	TORONTO	W	107-91	39-18	18,563	27 - Parker	16 - Duncan
MARCH RECORD							
13-2 (HOME: 7-1, ROAD: 6-1)							
3/2	ORLANDO	W	98-74	40-18	18,797	31 - Ginobili	10 - Duncan
3/2	@ Houston	W	97-74	41-18	18,364	26 - Duncan	8 - Elson
3/5	@ L.A. Clippers	W	88-74	42-18	18,655	16 - Ginobili	12 - Duncan
3/6	@ Portland	W	99-94	43-18	15,911	24 - Duncan	8 - Duncan
3/8	@ Sacramento	W	100-93	44-18	17,317	31 - Ginobili	13 - Duncan
3/10	NEW JERSEY	W	93-77	45-18	18,797	19 - Parker	13 - Duncan
3/13	L.A. CLIPPERS	W	93-84	46-18	18,797	25 - Parker	9 - Duncan
3/15	@ Milwaukee	L	90-101	46-19	13,917	20 - Barry	13 - Duncan
3/17	BOSTON	L	85-91	46-20	18,797	30 - Parker	16 - Duncan
3/21	INDIANA	W	90-72	47-20	18,580	27 - Duncan	9 - Bonner
3/22	DETROIT	W	90-83	48-20	18,797	22 - Parker	14 - Duncan
3/25	@ Seattle	W	120-79	49-20	16,409	19 - Ginobili	10 - Duncan
3/26	@ Golden State	W	126-89	50-20	18,207	20 - Duncan/Finley/Parker	9 - Elson
3/28	NO/Okla. CITY	W	92-88	51-20	18,334	31 - Duncan	9 - Bowen
3/30	UTAH	W	102-93	52-20	18,797	25 - Ginobili	14 - Duncan
APRIL RECORD							
6-4 (HOME: 5-1, ROAD: 1-3)							
4/1	@ Indiana	L	99-100	52-21	13,447	22 - Parker	12 - Duncan
4/3	SEATTLE	W	110-91	53-21	18,583	18 - Bowen	10 - Oberto
4/5	PHOENIX	W	92-85	54-21	18,797	35 - Parker	10 - Duncan/Elson/Finley
4/7	GOLDEN STATE	W	112-99	55-21	18,797	28 - Duncan	15 - Duncan
4/9	PORTLAND	W	112-96	56-21	17,852	30 - Parker	5 - Oberto/Parker/Bonner
4/11	SACRAMENTO	W	109-100	57-21	18,797	26 - Duncan	13 - Duncan
4/13	@ Minnesota	W	110-91	58-21	19,356	21 - Ginobili	10 - Duncan
4/15	@ Dallas	L	86-91	58-22	20,444	23 - Parker	7 - Duncan/Elson
4/16	@ Memphis	L	91-101	58-23	13,345	17 - Finley/White	10 - Bonner/Butler
4/18	DENVER	L	77-100	58-24	18,797	13 - Udrih	9 - Butler

2007-08 RECAP



Kurt Thomas

RECORD

56-26 (34-7 home: 22-19 road)
Second in Southwest Division

HONORS

Tim Duncan, All-NBA Second Team
Tim Duncan, All-Defensive First Team
Tim Duncan, NBA All-Star
Manu Ginobili, All-NBA Third Team
Manu Ginobili, NBA Sixth Man of the Year
Tony Parker, NBA All-Star
Bruce Bowen, All-Defensive First Team

PLAYOFFS

Defeated Phoenix, First Round, 4-1
Defeated New Orleans, Western Conference Semifinals, 4-3
Lost to L.A. Lakers, Western Conference Finals, 4-1

SPURS LEADERS

Scoring: Manu Ginobili 19.5 ppg
Rebounding: Tim Duncan 11.3 rpg
Assists: Tony Parker 6.0 apg

Head Coach: Gregg Popovich
Assistants: Mike Budenholzer, Don Newman,
Brett Brown, Chip Engelland,
Chad Forcier

2007-08 SEASON NOTES

- The Spurs celebrated their rich history during the 2007-08 season as the team played its 35th season in San Antonio ... the Spurs played their first ABA regular season game against the San Diego Conquistadors at the HemisFair Arena on 10/10/73 ... after spending their first three years in the ABA the Spurs joined the NBA in the summer of 1976 when the two leagues merged ... during their 32 NBA seasons the Spurs have made winning a habit posting the second-highest overall winning percentage in NBA history.
- Bruce Bowen hit a milestone on 3/12/08 at New Orleans, playing and starting in his 500th consecutive game ... the streak ended when Bowen missed the 3/14 contest at Detroit due to an NBA suspension ... Bowen is by far the Silver and Black's franchise leader for consecutive games played and started ... his streak lasted for seven seasons and the Spurs have won three NBA championships since his first missed game on 2/26/02 vs. Phoenix.
- Bruce Bowen and Tim Duncan were both selected to the 2008 NBA All-Defensive First Team ... it marked the third time that both Bowen and Duncan were named to the All-Defensive First Team (2005, 2007 and 2008) ... since the All-Defensive Teams were introduced in 1968-69 they are just the fourth set of teammates to be named to three-or-more first teams in the same season.
- With a 99-84 victory vs. Minnesota on 3/28/08 the Spurs hit the 50 win mark for the ninth straight season ... the Spurs joined the Lakers and the Celtics as the only teams in NBA history to accomplish the feat of winning 50-plus games in nine-or-more consecutive seasons.
- Manu Ginobili became the first Spurs player to win the NBA's Sixth Man of the Year award ... a sixth man in 51-of-74 games played this season, Ginobili led the Spurs in scoring with a career-high average of 19.5 points to go along with 4.8 rebounds, 4.5 assists and 1.47 steals ... he was also the only player in the NBA to average at least 17 points in under 32.0 minutes per game ... Ginobili is first Sixth Man Award winner to lead his team in scoring since Ricky Pierce averaged 23.0 points for the Milwaukee Bucks during the 1989-90 season.


2007-08 SPURS FINAL STATISTICS (56-26)

	3-POINT												REBOUNDS										SCORING	
PLAYER	G	GS	MIN	FG	FGA	PCT	FG	FGA	PCT	FT	FTA	PCT	OFF	DEF	TOT	AST	PF	DQ	STL	TO	BLK	PTS	AVG	
Ginobili	74	23	2292	453	984	.460	156	389	.401	380	442	.860	33	291	354	332	173	0	109	200	33	1442	19.5	
Duncan	78	78	2651	585	1178	.497	0	4	0.000	338	463	.730	237	644	881	218	185	1	56	178	152	1508	19.8	
Parker	69	68	2312	515	1043	.494	17	66	.258	248	347	.715	30	191	221	411	93	0	55	164	8	1295	18.8	
Finley	82	61	2204	315	761	.414	132	357	.370	64	80	800	27	227	254	114	93	0	29	56	10	826	10.1	
Barry	31	1	554	77	160	.481	48	112	.429	19	20	.950	12	43	55	54	43	0	17	18	3	221	7.1	
Thomas (TOT)	70	48	1584	195	396	.492	0	1	0.000	53	80	.663	130	377	507	67	188	2	56	46	57	443	6.3	
Thomas (SA)	28	9	524	56	125	.448	0	1	0.000	14	24	.583	36	102	138	14	57	0	21	18	14	126	4.5	
Bowen	81	81	2448	174	428	.407	90	215	.419	45	69	.652	33	201	234	91	177	0	54	46	22	483	6.0	
Udoka	73	0	1316	159	375	.424	61	165	.370	44	58	.759	36	192	228	63	127	1	56	58	17	423	5.8	
Stoudamire (TOT)	60	33	1037	120	337	.356	50	149	.336	27	34	.794	20	98	118	165	76	0	30	80	2	317	5.3	
Stoudamire (SA)	31	4	413	43	143	.301	14	55	.255	6	8	.750	6	41	47	53	30	0	11	30	2	106	3.4	
Oberto	82	64	1651	180	296	.608	0	1	0.000	37	61	.607	153	277	430	95	203	3	37	51	20	397	4.8	
Bonner	68	3	853	121	291	.416	46	137	.336	38	44	.864	53	139	192	32	111	0	14	39	17	326	4.8	
Vaughn	74	9	1139	121	283	.428	3	10	.300	61	80	.763	13	61	74	159	97	0	23	54	1	306	4.1	
Elson	41	3	534	62	148	.419	0	0	---	20	24	.833	33	102	135	16	62	0	9	30	14	144	3.5	
Mahinmi	6	0	23	6	12	.500	0	0	---	9	9	1.000	0	5	5	1	4	0	0	2	4	21	3.5	
Johnson	5	0	28	7	14	.500	3	9	.333	0	2	0.000	0	1	1	1	4	0	1	0	0	17	3.4	
Washington	18	0	146	21	48	.438	4	12	.333	7	13	.538	4	16	20	15	16	0	5	14	0	53	2.9	
Horry	45	5	583	38	119	.319	18	70	.257	18	28	.643	35	74	109	47	55	0	21	22	19	112	2.5	
Richardson	5	1	29	3	7	.429	2	5	.400	2	2	1.000	0	1	1	1	5	0	1	0	0	10	2.0	
Langford	2	0	10	1	4	.250	0	0	---	0	0	---	0	2	2	0	1	0	0	0	0	2	1.0	
Jones	3	0	20	1	4	.250	0	2	.000	0	0	---	0	2	2	1	1	0	2	1	0	2	0.7	
Williams	1	0	2	0	1	.000	0	0	---	0	0	---	0	0	0	0	0	0	0	0	1	0	0.0	
SPURS	82	-19730	2938	6424	.457	594	1610	.369	1350	1774	.761	771	2612	3383	1718	1537	5	521	1035	337	7820	95.4		
OPPONENTS	82	-19730	2857	6431	.444	420	1227	.342	1293	1710	.756	776	2527	3303	1490	1625	9	566	1058	361	7427	90.6		

56-26 (SECOND IN SOUTHWEST DIVISION)

DATE	OPPONENT	W-L	SCORE	REC.	ATT.	HI-SCORER	HI-REBOUNDER
OCTOBER RECORD:							
10-30	PORTLAND	W	106-97	1-0	18,797	24-Duncan	13-Duncan
10-31	@Memphis	W	104-101	2-0	17,538	30-Ginobili	11-Elson
NOVEMBER RECORD:							
11-2	SACRAMENTO	W	96-80	3-0	17,072	15-Duncan/Parker	10-Duncan/Oberto
11-6	@Houston	L	81-89	3-1	18,280	23-Ginobili	10-Duncan
11-7	MIAMI	W	88-78	4-1	17,503	25-Ginobili	14-Elson
11-9	@New Orleans	W	97-85	5-1	15,297	27-Parker	15-Duncan
11-11	MILWAUKEE	W	113-88	6-1	17,670	21-Ginobili	10-Duncan
11-13	LOS ANGELES	W	107-92	7-1	18,797	26-Parker	6-Elson/Oberto
11-15	@Dallas	L	92-105	7-2	20,468	25-Ginobili	9-Ginobili
11-16	HOUSTON	W	90-84	8-2	18,797	25-Duncan	13-Duncan
11-20	@Atlanta	W	95-83	9-2	17,025	31-Parker	10-Oberto
11-21	ORLANDO	W	128-110	10-2	18,797	32-Parker	16-Duncan
11-23	MEMPHIS	W	101-88	11-2	18,797	28-Duncan	9-Elson/Duncan
11-25	@Seattle	W	116-101	12-2	14,186	26-Duncan	9-Oberto
11-26	@Sacramento	L	98-112	12-3	17,587	15-Duncan	7-Parker
11-28	WASHINGTON	W	109-94	13-3	18,386	29-Parker	8-Parker
11-30	@Minnesota	W	106-91	14-3	16,297	31-Ginobili	14-Duncan
DECEMBER RECORD:							
12-2	PORTLAND	W	100-73	15-3	18,797	27-Parker	9-Oberto
12-5	DALLAS	W	97-95	16-3	18,797	37-Ginobili	8-Bowen/Finley
12-7	UTAH	W	104-98	17-3	18,797	37-Ginobili	11-Oberto
12-11	@Golden State	L	84-96	17-4	19,827	25-Bonner	17-Bonner
12-13	@L.A. Lakers	L	97-102	17-5	18,997	22-Bowen	16-Oberto
12-15	DENVER	W	102-91	18-5	18,797	21- Finley/Oberto	13-Oberto
12-17	PHOENIX	L	95-100	18-6	18,797	36-Duncan	17-Duncan
12-19	@Memphis	L	85-88	18-7	13,260	20-Ginobili	14-Duncan
12-22	L.A. CLIPPERS	W	99-90	19-7	18,797	34-Duncan	18-Duncan
12-26	CHICAGO	W	94-79	20-7	18,797	28-Parker	17-Duncan
12-28	TORONTO	L	73-83	20-8	18,797	20-Finley	12-Duncan
12-30	MEMPHIS	W	111-87	21-8	18,797	24-Duncan/Parker	17-Duncan
JANUARY RECORD:							
1-3	@Denver	L	77-80	21-9	19,155	20-Duncan/Parker	14-Duncan
1-4	NEW YORK	W	97-93	22-9	18,797	15-Bowen	9-Duncan
1-6	@L.A. Clippers	W	88-82	23-9	16,623	26-Parker	17-Duncan
1-7	@Golden State	L	121-130(OT)	23-10	19,107	32-Duncan	13-Duncan
1-10	DETROIT	L	80-90	23-11	18,797	24-Duncan	15-Duncan
1-12	MINNESOTA	W	105-88	24-11	18,797	22-Ginobili	9-Duncan
1-14	PHILADELPHIA	W	89-82	25-11	17,609	20-Ginobili	16-Duncan
1-17	CLEVELAND	L	89-92	25-12	18,482	31-Ginobili	11-Duncan
1-19	@Houston	L	81-83	25-13	18,353	24-Duncan	17-Duncan
1-21	@Charlotte	W	95-86	26-13	17,124	19-Duncan	10-Duncan
1-23	L.A. LAKERS	W	103-91	27-13	18,797	28-Duncan	17-Duncan
1-24	@Miami	W	90-89	28-13	19,600	30-Duncan	11-Duncan/Ginobili
1-26	NEW ORLEANS	L	78-102	28-14	18,797	17-Duncan/Parker	8-Duncan
1-28	@Utah	L	91-97	28-15	19,911	29-Ginobili	11-Duncan
1-29	@Seattle	L	85-88	28-16	13,295	29-Ginobili	12-Duncan
1-31	@Phoenix	W	84-81	29-16	18,422	19-Ginobili	17-Duncan
FEBRUARY RECORD:							
2/5	@Indiana	W	116-89	30-16	11,288	19-Duncan	15-Duncan
2/6	@Washington	W	85-77	31-16	20,173	23-Duncan	11-Oberto
2/8	@New York	W	99-93(OT)	32-16	19,763	21-Duncan	14-Duncan
2/10	@Boston	L	90-98	32-17	18,624	22-Duncan	14-Duncan
2/11	@Toronto	W	93-88	33-17	19,800	34-Ginobili	15-Ginobili
2/13	@Cleveland	W	112-105	34-17	20,562	46-Ginobili	15-Ginobili
2/19	CHARLOTTE	W	85-65	35-17	18,383	18-Ginobili	15-Duncan
2/21	@Minnesota	W	100-99	36-17	13,920	44-Ginobili	14-Duncan
2/23	NEW ORLEANS	W	98-89	37-17	18,797	30-Ginobili	11-Duncan
2/25	ATLANTA	W	89-74	38-17	18,113	23-Duncan	10-Duncan
2/28	DALLAS	W	97-94	39-17	18,797	31-Duncan	15-Duncan
MARCH RECORD:							
3/1	@Milwaukee	W	96-94	40-17	16,974	30-Ginobili	8-Oberto
3/2	@New Jersey	W	93-83	41-17	18,594	25-Parker	14-Duncan
3/4	NEW JERSEY	W	81-70	42-17	17,486	29-Duncan	12-Duncan
3/6	INDIANA	W	108-97	43-17	17,738	28-Ginobili	12-Duncan
3/7	@Denver	L	96-109	43-18	19,821	24-Ginobili	9-Duncan
3/9	@Phoenix	W	87-94	44-18	18,422	22-Ginobili	10-Duncan
3/10	DENVER	W	107-103	44-19	18,797	23-Duncan	18-Duncan
3/12	@New Orleans	L	75-100	44-20	16,319	24-Duncan/Parker	11-Duncan
3/14	@Detroit	L	80-84	44-21	22,076	26-Parker	10-Duncan
3/15	@Philadelphia	L	96-103	44-22	19,942	27-Parker	7-Ginobili
3/17	BOSTON	L	91-93	44-23	18,797	32-Ginobili	8-Duncan
3/20	@Chicago	W	102-80	45-23	22,353	23-Parker	10-Duncan
3/21	SACRAMENTO	W	102-89	46-23	18,797	21-Duncan	13-Duncan
3/23	@Dallas	W	88-81	47-23	20,411	26-Ginobili	13-Duncan
3/25	@Orlando	W	107-97	48-23	17,519	28-Ginobili	15-Duncan
3/26	L.A. CLIPPERS	W	97-88	49-23	18,797	26-Duncan	12-Duncan
3/28	MINNESOTA	W	99-84	50-23	18,787	26-Ginobili	14-Duncan
3/30	HOUSTON	W	109-88	51-23	18,797	22-Finley/Parker	7-Thomas
APRIL RECORD:							
4/1	GOLDEN STATE	W	116-92	52-23	18,797	26-Parker	12-Duncan
4/4	@Utah	L	64-90	52-24	19,911	17-Parker	10-Duncan
4/6	@Portland	W	72-65	53-24	19,980	27-Duncan	13-Thomas
4/9	PHOENIX	L	79-96	53-25	18,797	23-Duncan	10-Duncan
4/11	SEATTLE	W	95-74	54-25	18,797	20-Parker	10-Oberto/Bonner
4/13	@L.A. Lakers	L	85-106	54-26	18,997	20-Parker	12-Duncan
4/14	@Sacramento	W	101-98	55-26	15,334	32-Parker	8-Oberto
4/16	UTAH	W	109-80	56-26	18,797	24-Parker	11-Duncan

2008-09 RECAP



Roger Mason Jr.

RECORD

54-28 (28-13 home: 26-15 road)
First in Southwest Division

HONORS

Tim Duncan, All-NBA Second Team
Tim Duncan, All-Defensive Second Team
Tim Duncan, NBA All-Star
Tony Parker, All-NBA Third Team
Tony Parker, NBA All-Star

PLAYOFFS

Lost to Dallas, First Round, 4-1

SPURS LEADERS

Scoring: Tony Parker 22.0 ppg
Rebounding: Tim Duncan 10.7 rpg
Assists: Tony Parker 6.9 apg

Head Coach: Gregg Popovich
Assistants: Mike Budenholzer, Don Newman,
Brett Brown, Chip Engelland,
Chad Forcier

2008-09 SEASON NOTES

- With a 99-89 victory at Oklahoma City on 4/7/09, the Spurs became just the third team in NBA history to record 50-plus wins in 10 straight seasons ... Boston and the Los Angeles Lakers are the only other franchises to record such a streak.
- On 3/16/09 at Oklahoma City, Gregg Popovich became just the 24th head coach in NBA history to have coached in 1,000 games ... he is the third winningest coach at the 1,000 game mark after only Phil Jackson and Pat Riley.
- Tony Parker became the first player in Spurs history to record back-to-back 30+ points and 10+ assists games when he did it in back-to-back games vs. Golden State and at Atlanta ... he recorded 30 points and 10 assists vs. Golden State on 3/24 and posted 42 points and 10 assists at Atlanta on 3/25.
- Tony Parker finished with 55 points at Minnesota on 11/5/08 adding his name to the Spurs record books ... Parker tied George Gervin for third place among all-time single game scoring totals while surpassing Terry Cummings (52) and Larry Kenon (51) ... he became just the sixth Spur to score 50-or-more in a game ... it was the first 50-plus point game for the Silver and Black since Tim Duncan had 53 points on 12/26/01 at home vs. Dallas.
- Tim Duncan was named to the All-NBA Second Team and the All-Defensive Second Team ... he became the only player in NBA history to earn both All-NBA and All-Defensive honors in each of his first 12 seasons.


2008-09 SPURS FINAL STATISTICS (54-28)

PLAYER	G	GS	MIN	3-POINT			REBOUNDS			SCORING						
				FG	FGA	PCT	FG	FGA	PCT	FT	FTA	PCT	OFF	DEF	TOT	PTS
Parker	72	71	2456	639	1263	.506	19	65	.292	284	363	.782	27	196	223	1581
Duncan	75	75	2523	558	1107	.504	0	2	.000	334	483	.692	201	599	800	1450
Ginobili	44	7	1181	223	491	.454	69	209	.330	168	190	.884	24	174	198	683
Gooden (TOT)	51	28	1264	237	506	.468	0	4	.000	131	156	.840	113	249	362	605
Gooden (SA)	19	1	320	71	145	.490	0	1	.000	45	57	.789	28	55	83	187
Mason	82	71	2496	349	822	.425	166	394	.421	105	118	.890	16	235	251	969
Finley	81	77	2336	301	689	.437	131	319	.411	51	62	.823	26	244	270	784
Bonner	81	67	1928	266	536	.496	118	268	.440	17	23	.739	97	289	386	667
Hill	77	7	1270	150	372	.403	24	73	.329	114	146	.781	30	128	158	438
Mensah-Bonsu	3	0	20	5	7	.714	0	0	—	5	7	.714	5	5	10	15
Thomas	79	10	1404	153	304	.503	0	2	.000	37	45	.822	134	271	405	343
Farmer	3	0	54	4	14	.286	3	12	.250	2	2	1.000	0	6	6	13
Udoka	67	3	1035	110	287	.383	41	125	.328	28	46	.609	28	159	187	289
Hairston	15	0	155	24	49	.490	0	1	.000	2	7	.286	11	17	28	50
Croshere (TOT)	14	0	100	14	39	.359	5	15	.333	7	12	.583	11	23	34	40
Croshere (SA)	3	0	23	2	9	.222	0	4	.000	0	1	.000	4	6	10	13
Tolliver	19	0	208	19	65	.292	9	41	.220	5	10	.500	12	29	41	52
Bowen	80	10	1508	79	187	.422	42	98	.429	14	26	.538	16	129	145	214
Ahearn	3	0	19	2	6	.333	2	4	.500	2	2	1.000	0	1	1	8
Oberto	54	11	677	61	104	.587	0	1	.000	20	35	.571	65	77	142	142
Vaughn	30	0	292	24	75	.320	1	11	.000	16	18	.889	4	18	22	65
Williams	2	0	3	2	2	1.000	0	0	—	0	0	—	0	0	0	4
SPURS	82		-19905	3042	6534	.466	625	1620	.386	1249	1641	.761	728	2638	3366	97.0
OPPONENTS	82		-19905	2973	6568	.453	447	1180	.379	1257	1635	.769	745	2570	3315	93.3

54-28 (FIRST IN SOUTHWEST DIVISION)

DATE	OPPONENT	W-L	SCORE	REC.	ATT.	HI-SCORER	HI-REBOUNDER
OCTOBER RECORD: 0-2 (HOME: 0-1, ROAD: 0-1)							
10/29	PHOENIX	L	96-103	0-1	18,797	32-Parker/Duncan	7-Thomas/Bonner
10/31	@ Portland	L	99-100	0-2	20,516	27-Duncan	10-Duncan
NOVEMBER RECORD: 9-5 (HOME: 5-3, ROAD: 4-2)							
11/4	DALLAS	L	81-98	0-3	17,398	22-Parker	15-Duncan
11/5	@ Minnesota	W	129-125(2OT)	1-3	11,112	55-Parker	16-Duncan
11/7	MIAMI	L	83-99	1-4	17,387	22-Duncan	11-Duncan
11/11	NEW YORK	W	92-80	2-4	16,569	23-Duncan	9-Duncan/Oberto
11/12	@ Milwaukee	L	78-82	2-5	14,036	24-Duncan	6-Tolliver
11/14	HOUSTON	W	77-75	3-5	18,797	22-Duncan	9-Mason
11/16	@ Sacramento	W	90-88	4-5	11,699	21-Finley	10-Duncan
11/17	@ L.A. Clippers	W	86-83	5-5	14,562	21-Mason	15-Duncan
11/19	DENVER	W	81-91	5-6	16,559	20-Hill	11-Duncan
11/21	UTAH	W	119-94	6-6	17,354	29-Mason	7-Duncan
11/24	@ Memphis	W	94-81	7-6	12,053	20-Hill	11-Duncan
11/26	CHICAGO	W	98-88	8-6	17,837	21-Duncan	11-Hill
11/28	MEMPHIS	W	100-98	9-6	17,074	20-Mason	12-Duncan
11/29	@ Houston	L	84-103	9-7	18,282	17-Duncan/Bonner	9-Duncan
DECEMBER RECORD: 11-4 (HOME: 7-2, ROAD: 4-2)							
12/2	DETROIT	L	77-89	9-8	17,582	23-Duncan	13-Duncan
12/4	@ Denver	W	108-91	10-8	15,866	22-Parker	12-Duncan
12/6	GOLDEN STATE	W	123-88	11-8	17,740	20-Duncan	13-Duncan
12/9	@ Dallas	W	133-125(2OT)	12-8	17,348	32-Duncan	14-Duncan
12/10	ATLANTA	W	95-89	13-8	18,161	27-Ginobili	13-Bonner
12/12	@ Minnesota	W	98-86	14-8	15,366	17-Duncan/Parker	13-Duncan
12/14	OKLAHOMA CITY	W	109-104	15-8	17,419	22-Parker	12-Duncan
12/17	@ New Orleans	L	83-90	15-9	15,593	20-Parker	11-Duncan
12/18	@ Orlando	L	78-90	15-10	17,461	19-Duncan	9-Duncan
12/20	TORONTO	W	107-97	16-10	17,227	24-Parker	12-Thomas
12/22	SACRAMENTO	W	101-85	17-10	18,372	18-Parker	7-Thomas
12/23	MINNESOTA	W	99-93	18-10	17,996	36-Parker	12-Duncan
12/25	@ Phoenix	W	91-90	19-10	18,422	27-Parker	17-Duncan
12/27	MEMPHIS	W	106-103 (2OT)	20-10	18,797	32-Parker	6-Finley/Bowen
12/30	MILWAUKEE	L	98-100	20-11	18,797	22-Duncan	6-Duncan
JANUARY RECORD: 12-3 (HOME: 6-1, ROAD: 6-2)							
1/2	@ Memphis	W	91-80	21-11	12,597	20-Duncan	10-Duncan
1/3	PHILADELPHIA	W	108-106	22-11	18,797	26-Duncan	12-Duncan
1/5	@ Miami	W	91-84	23-11	19,600	19-Duncan	9-Duncan
1/8	L.A. CLIPPERS	W	106-84	24-11	17,873	19-Duncan	9-Thomas
1/11	ORLANDO	L	98-105	24-12	18,216	31-Parker	10-Duncan
1/14	L.A. LAKERS	W	112-111	25-12	18,797	27-Ginobili	19-Duncan
1/16	@ Philadelphia	L	87-109	25-13	18,739	20-Duncan	12-Duncan
1/17	@ Chicago	W	92-87	26-13	22,100	21-Ginobili	14-Duncan
1/19	@ Charlotte	W	86-84	27-13	16,160	17-Duncan	11-Duncan
1/20	INDIANA	W	99-81	28-13	18,181	27-Duncan	10-Duncan
1/23	NEW JERSEY	W	94-91	29-13	18,797	30-Duncan	15-Duncan
1/25	@ L.A. Lakers	L	85-99	29-14	18,997	19-Parker	8-Duncan/Ginobili
1/27	@ Utah	W	106-100	30-14	19,911	24-Duncan/Parker	9-Duncan/Ginobili
1/29	@ Phoenix	W	114-104	31-14	18,422	30-Ginobili	15-Duncan
1/31	New Orleans	W	106-93	32-14	18,797	25-Parker	8-Duncan
FEBRUARY RECORD: 7-4 (HOME: 2-1, ROAD: 5-3)							
2/2	@ Golden State	W	110-105(OT)	33-14	18,205	32-Duncan/Ginobili	15-Duncan/Thomas
2/3	@ Denver	L	96-104	33-15	18,536	26-Mason	8-Bonner
2/8	@ Boston	W	105-99	34-15	18,624	23-Duncan/Bonner	13-Duncan
2/10	@ New Jersey	W	108-93	35-15	13,301	27-Duncan	9-Duncan
2/11	@ Toronto	L	89-91	35-16	18,909	32-Ginobili	13-Duncan
2/17	@ New York	L	107-112(OT)	35-17	19,763	26-Duncan	15-Duncan
2/19	@ Detroit	W	83-79	36-17	22,076	19-Parker	18-Duncan
2/21	@ Washington	W	96-67	37-17	20,173	25-Mason	11-Duncan
2/24	DALLAS	W	93-76	38-17	18,797	37-Parker	15-Thomas
2/25	PORTLAND	W	99-84	39-17	18,672	39-Parker	10-Thomas
2/27	CLEVELAND	L	86-97	39-18	18,797	11-4 tied	7-Finley
MARCH RECORD: 9-8 (HOME: 6-4, ROAD: 3-4)							
3/1	@ Portland	L	84-102	39-19	20,627	15-Parker	6-Oberto
3/2	@ L.A. Clippers	W	106-78	40-19	17,649	26-Parker	12-Duncan
3/4	@ Dallas	L	102-107	40-20	20,316	37-Parker	12-Duncan
3/6	WASHINGTON	W	100-78	41-20	18,440	19-Parker	7-Thomas
3/8	PHOENIX	W	103-96	42-20	18,797	30-Parker	15-Duncan
3/10	CHARLOTTE	W	100-86	43-20	18,254	21-Mason/Parker	11-Duncan
3/12	L.A. LAKERS	L	95-102	43-21	18,797	25-Finley/Parker	11-Duncan
3/14	@ Houston	W	88-85	44-21	18,300	28-Parker	12-Duncan
3/16	@ Oklahoma City	L	76-78	44-22	19,136	28-Parker	12-Duncan
3/17	MINNESOTA	W	93-86	45-22	18,797	24-Parker	10-Thomas
3/20	BOSTON	L	77-80	45-23	18,797	25-Parker	9-Duncan
3/22	HOUSTON	L	85-87	45-24	18,797	23-Duncan	9-Thomas
3/24	GOLDEN STATE	W	107-106	46-24	18,797	30-Parker	10-Duncan
3/25	@ Atlanta	W	102-92	47-24	18,529	42-Parker	8-Duncan
3/27	L.A. CLIPPERS	W	111-98	48-24	18,797	18-Parker	8-Mason
3/29	@ New Orleans	L	86-90	48-25	18,204	20-Parker	15-Duncan
3/31	OKLAHOMA CITY	L	95-96	48-26	18,797	21-Duncan	12-Duncan
APRIL RECORD: 6-2 (HOME: 2-1, ROAD: 4-1)							
4/3	@ Indiana	W	126-121	49-26	16,414	31-Parker	11-Duncan
4/5	@ Cleveland	L	81-101	49-27	20,562	24-Parker	9-Thomas
4/7	@ Oklahoma City	W	99-89	50-27	19,136	25-Duncan	15-Duncan
4/8	PORTLAND	L	83-95	50-28	18,797	18-Mason	5-3 Tied
4/10	UTAH	W	105-99	51-28	18,797	31-Parker	9-Duncan
4/12	@ Sacramento	W	95-92	52-28	13,330	25-Parker	13-Thomas
4/13	@ Golden State	W	101-72	53-28	19,596	20-Gooden	15-Duncan
4/15	NEW ORLEANS	W	105-98(OT)	54-28	18,797	29-Parker	19-Duncan

2009-10 RECAP



George Hill

RECORD

50-32 Second in Southwest Division

HONORS

Tim Duncan, All-NBA Third Team
Tim Duncan, All-Defensive Second Team
Tim Duncan, NBA All-Star
DeJuan Blair, NBA All-Rookie Second Team

PLAYOFFS

Defeated Dallas, First Round, 4-2
Lost to Phoenix, Western Conference Semifinals, 0-4

SPURS LEADERS

Scoring: Tim Duncan 17.9 ppg
Rebounding: Tim Duncan 10.1 rpg
Assists: Tony Parker 5.7 apg

Head Coach: Gregg Popovich
Assistant Coaches: Mike Budenholzer, Don Newman,
Brett Brown, Chip Engelland, Chad Forcier

2009-10 SEASON NOTES

- With a 133-111 victory vs. Minnesota on 4/12/10, the Spurs became just the second team in NBA history to record 50-plus wins in 11 straight seasons ... the Los Angeles Lakers totaled 50-plus wins in 12 consecutive seasons from 1979-80 to 1999-2000.
- San Antonio boasted one of the best benches in the NBA during the 2009-10 season and finished the year leading the NBA in multiple bench categories ... the Spurs reserves led the league in bench scoring (39.3 ppg), rebounding (17.2 rpg) and assists (8.7 apg).
- Tim Duncan became the second Spurs and just the 11th player in NBA history to score 20,000 points with one team when he sank a free throw vs. Houston on 1/22 ... Duncan joined David Robinson as the only two Spurs in franchise history to score 20,000-plus points while wearing the Silver and Black.
- DeJuan Blair's 28 point, 21 rebound game at Oklahoma City on 1/13 was the first time in over 11 years that an NBA rookie recorded a 20/20 game ... Tim Duncan was the last rookie to record a 20/20 game vs. Phoenix on 3/22/98 ... Blair became the first rookie non-first round draft pick since 1981 to record a 20/20 game ... in the final game of the 2009-10 season, Blair's 27 points, 23 rebound performance at Dallas on 4/14 became the first time since Joe Smith that a rookie posted two 20 point, 20 rebounds game in a season. Smith had two 20/20 games in rookie season with Golden State in 1995-96.


2009-10 SPURS FINAL STATISTICS (50-32)

PLAYER	G	GS	MIN	3-POINT						REBOUNDS			SCORING										
				FG	FGA	PCT	FG	FGA	PCT	FT	FTA	PCT	OFF	DEF	TOT	AST	PF	DQ	STL	TO	BLK	PTS	AVG
Duncan	78	77	2438	561	1082	.518	2	11	.182	271	374	.725	221	567	788	246	152	1	45	140	117	1395	17.9
Ginobili	75	21	2150	398	903	.441	132	350	.377	309	355	.870	68	216	284	370	154	0	103	154	24	1237	16.5
Parker	56	50	1728	349	716	.487	10	34	.294	186	246	.756	7	128	135	317	96	0	29	149	8	894	16.0
Hill	78	43	2276	353	738	.478	75	188	.399	183	237	.772	42	163	205	226	222	4	69	101	26	964	12.4
Jefferson	81	70	2520	362	775	.467	59	187	.316	211	287	.735	58	298	356	158	178	0	45	105	40	994	12.3
Blair	82	23	1494	275	495	.556	0	2	.000	88	161	.547	200	326	526	65	224	2	50	112	39	638	7.8
Gee (TOT)	11	2	182	28	59	.475	7	9	.778	18	29	.621	15	18	33	7	13	0	7	10	1	81	7.4
Bonner	65	8	1161	166	372	.446	90	231	.390	35	48	.729	52	162	214	68	109	1	30	39	24	457	7.0
Mason	79	5	1515	193	496	.389	88	264	.333	27	34	.794	11	151	162	137	99	0	30	59	14	501	6.3
McDyess	77	50	1617	205	428	.479	0	2	.000	36	57	.632	149	306	455	83	147	0	43	79	32	446	5.8
Temple (TOT)	27	4	334	44	101	.436	13	37	.351	35	50	.700	6	25	31	21	42	1	13	27	6	136	5.0
Temple (SA)	13	4	193	28	64	.438	10	23	.435	14	21	.667	3	11	14	12	25	1	8	11	2	80	6.2
Bogans	79	50	1559	120	298	.403	70	196	.357	37	50	.740	25	151	176	95	156	1	45	53	12	347	4.4
Mahinmi	26	0	165	35	55	.636	0	0	---	31	47	.660	13	39	52	2	32	1	3	15	8	101	3.9
Finley	25	6	395	37	97	.381	13	41	.317	6	9	.667	5	33	38	19	12	0	6	13	4	93	3.7
Haislip	10	0	44	10	21	.476	3	5	.600	2	5	.400	4	6	10	0	5	0	0	3	2	25	2.5
Jackson	3	0	25	2	7	.286	0	2	.000	3	4	.750	1	3	4	6	2	0	3	2	2	7	2.3
Hairston	47	0	317	40	76	.526	2	11	.182	17	30	.567	13	36	49	16	29	0	4	11	9	99	2.1
Ratiff	21	3	183	16	36	.444	0	0	---	2	4	.500	15	25	40	9	27	0	3	16	18	34	1.6
SPURS	82	-19780	3150	6659	.473	5541	1547	.358	1458	1969	.740	887	2621	3508	1829	1669	11	516	1116	381	831	2101.4	
OPPONENTS	82	-19780	3025	6691	.452	4121	2100	.343	1433	1896	.756	814	2427	3241	1576	1672	8	567	1032	417	7895	96.3	

50-32 (SECOND IN SOUTHWEST DIVISION)

DATE	OPPONENT	W-L	SCORE	REC.	ATT.	HI-SCORER	HI-REBOUNDER
OCTOBER RECORD:		2-1 (HOME: 2-0, ROAD: 0-1)					
10/28	NEW ORLEANS	W	113-96	1-0	18,581	17-Parker	12-Duncan
10/29	@ Chicago	L	85-92	1-1	21,412	28-Duncan	16-Duncan
10/31	SACRAMENTO	W	113-94	2-1	16,966	24-Parker	10-Duncan/Blair
NOVEMBER RECORD:		7-5 (HOME: 6-2, ROAD: 1-3)					
11/5	@ Utah	L	99-113	2-2	19,797	21-Parker	13-Duncan
11/6	@ Utah	L	84-96	2-3	20,498	19-Jefferson	8-Duncan
11/9	TORONTO	W	131-124	3-3	17,714	36-Ginobili	10-McDyess
11/11	DALLAS	W	92-83	4-3	18,581	29-Jefferson	9-Bonner/McDyess
11/14	OKLAHOMA CITY	L	98-101	4-4	17,947	22-Duncan	10-Duncan
11/18	@ Dallas	L	94-99 (OT)	4-5	20,110	22-Duncan	14-Duncan
11/19	UTAH	L	83-90	4-6	17,519	21-Duncan	9-Duncan
11/21	WASHINGTON	W	106-84	5-6	16,888	17-Parker	11-Ratliff
11/23	MILWAUKEE	W	112-98	6-6	17,677	24-Duncan	12-Duncan
11/25	GOLDEN STATE	W	118-104	7-6	17,606	32-Parker	10-Duncan
11/27	@ Houston	W	92-84	8-6	18,164	21-Duncan	14-McDyess
11/29	PHILADELPHIA	W	98-89	9-6	17,161	22-Duncan	10-Blair
DECEMBER RECORD:		10-5 (HOME: 6-3, ROAD: 4-2)					
12/3	BOSTON	L	83-90	9-7	18,561	18-Blair	15-Duncan
12/5	DENVER	L	99-106	9-8	17,592	27-Parker	7-Bonner
12/7	@ Utah	L	101-104	9-9	17,565	28-Bonner	11-Duncan
12/9	SACRAMENTO	W	118-106	10-9	17,353	23-Jefferson	9-McDyess
12/11	CHARLOTTE	W	104-85	11-9	17,508	22-Ginobili	9-Duncan
12/13	@ L.A. Clippers	W	115-90	12-9	16,464	21-Duncan	9-Blair
12/15	@ Phoenix	L	104-116	12-10	17,964	34-Duncan	14-Duncan
12/16	@ Golden State	W	103-93	13-10	17,857	27-Duncan	15-Duncan
12/19	INDIANA	W	100-99	14-10	17,075	19-Duncan	16-Duncan
12/21	L.A. CLIPPERS	W	103-87	15-10	14,451	19-Parker	7-Ratliff
12/23	PORTLAND	L	94-98	15-11	18,581	24-Duncan	11-Duncan
12/26	@ Milwaukee	W	112-97	16-11	14,864	26-Duncan	11-Blair
12/27	@ New York	W	95-88	17-11	17,763	22-Parker	10-Blair
12/29	Minnesota	W	117-99	18-11	15,581	24-Jefferson	10-Duncan
12/31	Miami	W	108-78	19-11	18,581	23-Duncan	10-Duncan
JANUARY RECORD:		8-8 (HOME: 5-5, ROAD: 3-3)					
1/2	@ Washington	W	97-86	20-11	19,025	23-Duncan	7-Duncan
1/3	@ Toronto	L	86-91	20-12	18,323	23-Parker	12-Duncan
1/6	DETROIT	W	112-92	21-12	17,337	23-Parker	8-Blair
1/8	DALLAS	L	103-112	21-13	18,581	31-Duncan	12-Duncan
1/10	NEW JERSEY	W	97-85	22-13	18,047	23-Ginobili	17-Duncan
1/12	L.A. LAKERS	W	105-85	23-13	18,581	25-Duncan	13-Duncan
1/13	@ Oklahoma City	W	109-108 (OT)	24-13	17,886	28-Parker	21-Blair
1/15	@ Charlotte	L	76-92	24-14	15,742	11-4 tied with	16-Blair
1/16	@ Memphis	L	86-92	24-15	14,116	23-Duncan	8-Duncan/Blair
1/18	@ New Orleans	W	97-90	25-15	16,549	25-Parker	14-Duncan
1/20	UTAH	L	98-105	25-16	17,584	22-Ginobili	11-Blair
1/22	HOUSTON	L	109-116	25-17	18,581	25-Duncan	14-Duncan
1/25	CHICAGO	L	93-98	25-18	18,581	20-Parker	11-Blair
1/27	ATLANTA	W	105-90	26-18	18,258	21-Duncan	27-Duncan
1/29	MEMPHIS	W	104-97	27-18	18,088	19-Duncan	10-Blair
1/31	DENVER	L	89-103	27-19	17,607	17-Hill	10-Duncan
FEBRUARY RECORD:		6-5 (HOME: 2-0, ROAD: 4-5)					
2/3	@ Sacramento	W	115-113	28-19	12,934	23-Hill	13-Duncan
2/4	@ Portland	L	93-96	28-20	20,572	21-Ginobili	12-Duncan
2/6	@ L.A. Clippers	W	98-81	29-20	18,258	22-Hill	10-McDyess
2/8	@ L.A. Lakers	L	89-101	29-21	18,997	21-Ginobili	15-Duncan
2/11	@ Denver	W	111-92	30-21	18,611	17-Hill/Blair	9-Blair
2/17	@ Indiana	W	90-87	31-21	14,947	28-Parker	26-Duncan
2/19	@ Philadelphia	L	94-106	31-22	16,376	24-Ginobili	9-Duncan
2/21	@ Detroit	L	101-109 (OT)	31-23	20,153	29-Duncan	10-Duncan
2/24	OKLAHOMA CITY	W	95-87	32-23	18,400	26-Ginobili	15-Duncan
2/26	@ Houston	L	104-109	32-24	18,195	26-Hill	10-Ginobili
2/28	PHOENIX	W	113-110	33-24	18,581	21-Duncan/Ginobili	10-Duncan
MARCH RECORD:		12-5 (HOME: 6-1, ROAD: 6-4)					
3/1	@ New Orleans	W	106-92	34-24	13,655	23-Hill	9-Duncan
3/5	NEW ORLEANS	W	102-92	35-24	18,581	20-Parker	12-Blair
3/6	@ Memphis	W	102-92	36-24	15,928	18-Jefferson	6-Jefferson
3/8	@ Cleveland	L	95-97	36-25	20,562	38-Jefferson	9-Jefferson
3/10	NEW YORK	W	97-83	37-25	18,278	28-Ginobili	12-McDyess
3/12	@ Minnesota	W	103-85	38-25	17,009	19-Hill/Jefferson	9-Jefferson
3/13	L.A. CLIPPERS	W	118-88	39-25	18,581	21-Bonner	9-Jefferson
3/16	@ Miami	W	88-76	40-25	18,925	21-Ginobili	11-Duncan
3/17	@ Orlando	L	84-110	40-26	17,461	20-Jefferson	7-McDyess
3/19	GOLDEN STATE	W	147-116	41-26	18,581	23-Ginobili	9-Blair
3/21	@ Atlanta	L	114-119 (OT)	41-27	18,729	38-Ginobili	13-Duncan
3/22	@ Oklahoma City	W	99-96	42-27	18,203	27-Hill	7-Duncan/McDyess
3/24	L.A. LAKERS	W	83-92	42-28	18,581	24-Ginobili	12-Duncan
3/26	CLEVELAND	W	102-97	43-28	18,581	30-Ginobili	9-Hill
3/28	@ Boston	W	94-73	44-28	18,624	28-Ginobili	11-Jefferson
3/29	@ New Jersey	L	84-90	44-29	13,053	19-Hill	12-Duncan
3/31	HOUSTON	W	119-102	45-29	18,581	30-Hill	10-Duncan
APRIL RECORD:		5-3 (HOME: 2-1, ROAD: 4-1)					
4/2	ORLANDO	W	119-102	46-29	18,581	43-Ginobili	8-Duncan
4/6	@ Sacramento	W	95-86	47-29	11,732	18-Jefferson	11-McDyess
4/7	@ Phoenix	L	101-112	47-30	18,422	18-Mason	8-Blair
4/9	MEMPHIS	L	99-107	47-31	18,581	26-Ginobili	10-Duncan
4/10	@ Denver	W	104-85	48-31	19,155	18-Duncan	10-Duncan
4/12	MINNESOTA	W	133-111	49-31	18,581	17-Bogans	7-Mahinmi
4/14	@ Dallas	L	89-96	W	20,405	27-Blair	23-Blair

2010-11 RECAP



Richard Jefferson

RECORD

61-21 First in Southwest Division

HONORS

Tim Duncan, NBA All-Star
Manu Ginobili, NBA All-Star
Manu Ginobili, All-NBA Third Team
Gary Neal, NBA All-Rookie First Team

PLAYOFFS

Lost to Memphis, First Round, 2-4

SPURS LEADERS

Scoring: Tony Parker 17.5 ppg
Rebounding: Tim Duncan 8.9 rpg
Assists: Tony Parker 6.6 apg

Head Coach: Gregg Popovich
Assistant Coaches: Mike Budenholzer, Don Newman,
Brett Brown, Chip Engelland, Chad Forcier

2010-11 SEASON NOTES

- The Spurs finished the season 61-21, which is the third-best record in franchise history. It trails the 2005-06 team, who finished a franchise-best 63-19, and the 1994-95 Spurs, who finished 62-20. The Spurs reached 20, 30, 40 and 50 wins faster than any previous team in franchise history.
- The Spurs won 22 games in a row at home from Dec. 3 vs. Minnesota through March 6 vs. L.A. Lakers. The streak marked the longest single-season home winning streak in franchise history, breaking the previous record of 20 games in the 1989-90 season from Nov. 11 to Feb. 6.
- The Spurs shot .397 from three-point range, which ranked first in the NBA and was the second-best percentage in franchise history. Matt Bonner led the NBA in three-point field goal percentage (.440, 135-307), Richard Jefferson finished the season ranked tied for fourth (.457, 105-230), and Gary Neal led all rookies in three-point shooting (.419, 419-308). Each shot over .400 from three-point territory with at least 150 attempts. This marked the third time in franchise history that the Spurs had three players in the same season shoot at least .400 from three-point range with at least 150 attempts.
- With a victory over Sacramento on April 6, Head Coach Gregg Popovich surpassed Red Auerbach to move into second place on the all-time wins with one team list. Popovich's 797 career wins, all with San Antonio, place him on a list that includes Red Auerbach, Jerry Sloan and Red Holzman.


2010-11 SPURS FINAL STATISTICS (61-21)

PLAYER	G	GS	MIN	FIELD GOALS		3-POINT FG		FREE THROWS		REBOUNDS		AST	PF	DO	STL	TO	BLK	PTS	AVG				
				FG	FGA	PCT	FG	FGA	PCT	FT	FTA									PCT	OFF	DEF	TOT
Parker	78	78	2528	555	1069	.519	25	70	.357	233	303	.769	30	208	238	513	135	0	90	200	3	1368	17.5
Ginobili	80	79	2426	441	1018	.433	154	441	.349	357	410	.871	42	253	295	393	163	0	123	174	28	1393	17.4
Duncan	76	76	2156	419	838	.500	0	4	.000	184	257	.716	169	509	678	203	119	0	50	122	146	1022	13.4
Hill	76	5	2148	287	633	.453	77	204	.377	233	270	.863	24	175	199	193	153	1	66	99	21	884	11.6
Jefferson	81	81	2459	304	642	.474	135	307	.440	148	195	.759	54	256	310	107	164	0	38	93	34	891	11.0
Neal	80	1	1685	285	632	.451	129	308	.419	84	104	.808	21	175	196	96	148	0	27	78	4	783	9.8
Blair	81	65	1734	292	583	.501	0	2	.000	90	137	.657	215	350	565	77	213	0	95	113	42	674	8.3
Bonner	66	1	1432	172	371	.464	105	230	.457	32	43	.744	60	179	239	60	110	0	26	27	21	481	7.3
McDyess	73	16	1387	169	344	.491	0	1	.000	52	77	.675	122	273	395	84	163	1	36	72	39	390	5.3
Green	8	0	92	17	35	.486	7	19	.368	0	0	---	3	12	15	2	7	0	2	5	1	41	5.1
Splitter	60	6	738	101	191	.529	0	1	.000	76	140	.543	72	129	201	26	91	0	29	32	17	278	4.6
Anderson	26	2	286	31	81	.383	18	46	.391	14	18	.778	2	21	23	18	24	0	3	13	6	94	3.6
Novak (TOT)	30	0	215	35	67	.522	26	46	.565	8	8	1.000	4	24	28	3	14	0	1	4	5	104	3.5
Novak (SA)	23	0	197	31	59	.525	23	42	.548	8	8	1.000	4	19	23	3	11	0	1	4	5	93	4.0
Jeffers	1	0	8	1	3	.333	0	0	---	0	0	---	0	2	2	1	1	0	0	1	0	2	2.0
Quinn	41	0	292	33	91	.363	11	37	.297	4	8	.500	3	22	25	42	29	0	5	12	1	81	2.0
Owens	7	0	31	3	6	.500	1	3	.333	2	4	.500	0	4	4	1	4	0	2	0	0	9	1.3
Udoka	20	0	130	5	21	.238	0	8	.000	4	8	.500	5	14	19	13	14	0	8	5	1	14	0.7
Temple	3	0	21	1	5	.200	0	1	.000	0	2	.000	1	1	2	2	2	0	1	1	1	2	0.7
Gee	5	0	18	1	3	.333	0	0	---	0	0	---	2	1	3	0	3	0	0	3	2	2	0.4
Simmons	2	0	16	0	3	.000	0	3	.000	0	0	---	0	0	0	2	2	0	0	0	0	0	0.0
SPURS	82		-19780	3148	6628	.475	6851	1727	.397	1521	1984	.767	829	2603	3432	1836	1556	2	602	1101	372	8502	103.7
OPPONENTS	82		-19780	3127	6860	.456	4791	1305	.367	1301	1698	.766	884	2494	3378	1685	1701	12	567	1095	374	8034	98.0

61-21 (FIRST IN SOUTHWEST DIVISION)

Date	Opponent	Result	Home	Road	Total	Scoring	Rebounds	Assists
OCTOBER RECORD: 1-1 (HOME: 1-1, ROAD: 0-0)								
10/27	INDIANA	W 122-109	1-0	0-0	1-0	Duncan-23	Duncan-12	Parker-9
10/30	NEW ORLEANS	L 90-99	1-1	0-0	1-1	GINOBILI-23	Blair-11	Hill-7
NOVEMBER RECORD: 14-1 (HOME: 6-1, ROAD: 8-0)								
11/1	@L.A. Clippers	W 97-88	1-1	1-0	2-1	Parker-19	McDyess-10	Parker-9
11/3	@Phoenix	W 112-110	1-1	2-0	3-1	Jefferson-28	Duncan-17	Parker-6
11/6	HOUSTON	W 124-112(OT)	2-1	2-0	4-1	GINOBILI-28	Duncan-11	Parker-14
11/8	@Charlotte	W 95-912-1	3-0	5-1	GINOBILI-26	Duncan-10	Parker-8	
11/10	L.A. CLIPPERS	W 107-95	3-1	3-0	6-1	Jefferson/Ginobili	22 McDyess-8	Parker-9
11/13	PHILADELPHIA	W 116-93	4-1	3-0	7-1	Parker-24	Blair-12	Parker-7
11/14	@Oklahoma City	W 117-104	4-1	4-0	8-1	Parker-24	Hill-5	Parker-7
11/17	CHICAGO	W 103-94	5-1	4-0	9-1	Parker-21	Duncan-18	Parker-7
11/19	@Utah	W 94-82	5-1	5-0	10-1	Parker-24	Duncan-14	Parker-7
11/20	CLEVELAND	W 116-92	6-1	5-0	11-1	Parker-19	Blair-9	Parker-9
11/22	ORLANDO	W 106-97(OT)	7-1	5-0	12-1	Bonner-7	Parker-10	
11/24	@Minnesota	W 113-109(OT)	7-1	6-0	13-1	GINOBILI-26	Duncan-13	GINOBILI/Parker-6
11/26	DALLAS	L 94-103	7-2	6-0	13-2	Duncan-8	GINOBILI/Duncan-4	
11/28	@New Orleans	W 109-95	7-2	7-0	14-2	GINOBILI-23	Duncan/Ginobili	Parker-9
11/30	@Golden State	W 118-98	7-2	8-0	15-2	McDyess-7	Duncan-18	Duncan-11
DECEMBER RECORD: 13-2 (HOME: 11-0, ROAD: 2-2)								
12/1	@L.A. Clipper	L 85-90	7-2	8-1	15-3	Hill-17	Jefferson-9	GINOBILI-6
12/2	MINNESOTA	W 107-101	8-2	8-1	16-3	Duncan-22	Duncan/Jefferson-10	Duncan/Parker-5
12/5	NEW ORLEANS	W 109-94	9-2	9-1	17-3	Parker-19	Blair-13	Parker-7
12/8	GOLDEN STATE	W 111-94	10-2	8-1	18-3	Parker-19	Blair-13	Parker-9
12/10	ATLANTA	W 108-92	11-2	8-1	19-3	Jefferson/Ginobili-18	Blair-12	Parker-6
12/12	PORTLAND	W 95-78	12-2	8-1	20-3	Hill-22	Duncan-13	Parker-6
12/15	MILWAUKEE	W 92-90	13-2	8-1	21-3	GINOBILI-26	Duncan-11	Parker-8
12/16	@Denver	W 113-112	13-2	9-1	22-3	Duncan-28	Duncan-16	Parker-9
12/18	MEMPHIS	W 112-106(OT)	14-2	9-1	23-3	Parker-37	Duncan-10	GINOBILI/Parker-9
12/20	PHOENIX	W 118-110	15-2	9-1	24-3	Neal-22	Duncan-15	Duncan-6
12/22	DENVER	W 109-103	16-2	9-1	25-3	GINOBILI/Neal-22	Duncan/Splitter-9	Parker-9
12/23	@Orlando	L 101-123	16-2	9-2	25-4	Neal/Parker-16	Duncan/Bonner-6	GINOBILI-6
12/26	WASHINGTON	W 94-80	17-2	9-2	26-4	GINOBILI-21	Duncan/Jefferson-9	Parker-14
12/28	L.A. LAKERS	W 97-82	18-2	9-2	27-4	Parker-23	Blair-15	GINOBILI-6
12/30	@Dallas	W 99-93	18-2	10-2	28-4	Neal-21	Duncan-11	Parker-5
JANUARY RECORD: 12-3 (HOME: 7-0, ROAD: 5-3)								
1/1	OKLAHOMA CITY	W 101-74	19-2	10-2	29-4	Duncan-21	Duncan/Blair-9	Parker-10
1/4	@New York	L 115-128	19-2	10-3	29-5	Parker-26	Blair-8	Parker-6
1/5	@Boston	L 103-105	19-2	10-4	29-6	GINOBILI-24	GINOBILI-8	Parker-5
1/7	@Indiana	W 90-87	19-2	11-4	30-6	GINOBILI-25	Duncan-15	GINOBILI/Hill-4
1/9	MINNESOTA	W 94-91	20-2	11-4	31-6	Bonner-9	Duncan-5	
1/11	@Minnesota	W 107-96	20-2	12-4	32-6	GINOBILI-19	GINOBILI-9	Parker-13
1/12	@Milwaukee	W 91-84	20-2	13-4	33-6	GINOBILI-23	Duncan-8	Parker-9
1/14	DALLAS	W 101-89	21-2	13-4	34-6	Blair/Parker-18	Blair-13	Parker-6
1/16	DENVER	W 110-97	22-2	13-4	35-6	Parker-30	Duncan-16	GINOBILI-7
1/19	TORONTO	W 104-95	23-2	13-4	36-6	GINOBILI-23	Duncan-12	GINOBILI-7
1/21	NEW YORK	W 101-92	24-2	13-5	37-6	Duncan/Parker-21	Duncan-16	Parker-13
1/22	@New Orleans	L 72-86	24-2	13-5	37-7	Splitter-11	Blair/Splitter-6	GINOBILI-6
1/24	@Golden State	W 113-102	24-2	14-5	38-7	GINOBILI-20	McDyess-10	Parker-11
1/26	@Utah	W 112-105	24-2	15-5	39-7	GINOBILI-26	Blair-9	GINOBILI-7
1/29	HOUSTON	W 108-95	25-2	15-5	40-7	GINOBILI-22	Blair-12	Hill/Parker-5
FEBRUARY RECORD: 9-3 (HOME: 3-0, ROAD: 6-3)								
2/1	@Portland	L 86-99	25-2	15-6	40-8	GINOBILI-17	Blair-12	Parker-4
2/3	@L.A. Lakers	W 89-88	25-2	16-6	41-8	Parker-21	Duncan/McDyess-8	GINOBILI-8
2/4	@Sacramento	W 113-100	25-2	17-6	42-8	Parker-25	Blair-12	Parker-7
2/8	@Detroit	W 100-89	25-2	18-6	43-8	Parker-19	Blair-12	Parker-7
2/9	@Toronto	W 111-100	25-2	19-6	44-8	Blair-28	Blair-11	GINOBILI-9
2/11	@Philadelphia	L 71-77	25-2	19-7	44-9	Duncan-16	Blair-14	GINOBILI-6
2/12	@Washington	W 118-94	25-2	20-7	45-9	Hill/Parker-18	Blair-12	Parker-8
2/14	@New Jersey	W 102-85	25-2	21-7	46-9	GINOBILI-22	Duncan/Blair-11	Parker-7
2/17	@Chicago	L 99-109	25-2	21-8	46-10	Parker-26	Duncan-9	Parker-4
2/23	OKLAHOMA CITY	W 109-105	26-2	21-8	47-10	Parker-20	Duncan-10	GINOBILI-9
2/25	NEW JERSEY	W 106-96	27-2	21-8	48-10	GINOBILI-26	Hill/Parker-7	Parker-10
2/27	MEMPHIS	W 95-88	28-2	21-8	49-10	GINOBILI-35	McDyess/Duncan-8	GINOBILI-8
MARCH RECORD: 8-8 (HOME: 5-3, ROAD: 3-5)								
3/1	@Memphis	L 93-109	28-2	21-9	49-11	Neal-14	Duncan-8	GINOBILI-7
3/2	@Cleveland	W 109-99	28-2	22-9	50-11	Hill-22	Blair-10	Duncan/Ginobili-6
3/4	MIAMI	W 125-95	29-2	22-9	51-11	GINOBILI-20	Duncan-14	Parker-8
3/6	L.A. LAKERS	L 83-99	29-3	22-9	51-12	Neal-15	Blair-12	Neal-4
3/9	DETROIT	W 111-104	30-3	22-9	52-12	Parker-23	Duncan-10	Parker-7
3/11	SACRAMENTO	W 108-103	31-3	22-9	53-12	Parker-27	Duncan-10	GINOBILI/Casspi-7
3/12	@Houston	W 115-107	31-3	23-9	54-12	Parker-21	McDyess-12	Parker-6
3/14	@Miami	L 80-110	31-3	23-10	54-13	Parker-18	Duncan/Ginobili-6	Parker-5
3/18	@Dallas	W 97-91	31-3	24-10	55-13	Parker-33	Duncan-8	GINOBILI-6
3/19	CHARLOTTE	W 109-98	32-3	24-10	56-13	Novak-19	Blair/Splitter-6	Hill/Parker-9
3/21	GOLDEN STATE	W 111-96	33-3	24-10	57-13	GINOBILI-28	Splitter-14	Parker-15
3/23	@Denver	L 112-115	33-3	24-11	57-14	Neal-25	McDyess-12	Parker-5
3/25	@Portland	L 96-98	33-3	24-12	57-15	GINOBILI-21	McDyess-8	GINOBILI-7
3/27	@Memphis	L 104-111	33-3	24-13	57-16	Hill-30	Blair-6	Parker-6
3/28	PORTLAND	L 92-100	33-4	24-13	57-17	Hill-27	Splitter-9	Hill-6
3/31	BOSTON	L 97-107	33-5	24-13	57-18	Parker-23	Duncan-13	Parker-8
APRIL RECORD: 2-1 (HOME: 1-0, ROAD: 1-1)								
4/1	@Houston	L 114-119(OT)	33-5	24-14	57-19	Parker-31	Duncan-13	GINOBILI/Parker-6
4/3	PHOENIX	W 114-97	34-5	24-14	58-19	Hill-29	Bonner-11	Parker-8
4/5	@Atlanta	W 97-90	34-5	25-14	59-19	Parker-26	Duncan/McDyess	Parker/Ginobili-4
4/6	SACRAMENTO	W 124-92	35-5	25-14	60-19	GINOBILI-25	Duncan/Blair-8	Parker-6
4/9	UTAH	W 111-102	36-5	25-14	61-19	Splitter-20	Blair-11	Parker-7
4/12	@L.A. Lakers	L 93-102	36-5	25-15	61-20	Neal-16	Duncan-12	Quinn-9
4/13	@Phoenix	L 103-106	36-5	25-16	61-21	Duncan-17		Parker-7

2011-12 RECAP



KAWHI LEONARD

RECORD

50-16, First in Southwest Division

PLAYOFFS

Lost to Oklahoma City, Western Conference Finals, 2-4

HONORS

Gregg Popovich, Coach of the Year
Tony Parker, Second Team All-NBA
Kawhi Leonard, First Team All-Rookie
Tony Parker, NBA All-Star

SPURS LEADERS

Scoring: Tony Parker 18.3 ppg
Rebounding: Tim Duncan 9.0 rpg
Assists: Tony Parker 7.7 apg

Head Coach: Gregg Popovich
Assistant Coaches: Mike Budenholzer, Don Newman,
Brett Brown, Chip Engelland, Chad Forcier

2011-12 SEASON NOTES

- With a 107-101 victory over the Golden State Warriors on April 26, the Spurs won their 50th game of the season for the 13th consecutive year (1999-00 to present) surpassing the L.A. Lakers (1979-80 to 1990-91) for the longest streak in NBA history. During that span the Spurs won three NBA championships and eight division titles.
- The Spurs finished the regular season 28-5 (.848) at the AT&T Center, which tied the Miami Heat for the best home record in the NBA season. Only the 2004-05 (.38-3, .927) and the 2010-11 (.36-5, .878) Spurs teams finished with a better home winning percentage since joining the NBA in 1976-77.
- With the win over Phoenix on 4/14, the Spurs clinched the Southwest Division title. Since joining the NBA in 1976-77 the Spurs have won 18 division titles, which ties the L.A. Lakers for the most division titles in that time period. Since Tim Duncan joined the Spurs in 1997, the Spurs have posted an NBA-best nine division titles.
- Manu Ginobili became just the fifth Spur to reach 10,000 points after scoring nine points vs. L.A. Lakers on 4/11. The Spurs "Big Three" are the only active trio to play on the same team and score over 10,000 points with the same franchise in the NBA and just the fourth threesome in NBA history each to record 10,000-or-more points while teammates. (Elias) Here's a closer look at the Spurs 10,000 point club and threesomes to records 10,000-or-more points as teammates:

Through April 26 (50-16)

SAN ANTONIO SPURS

2011-2012 REGULAR SEASON STATISTICS


PLAYER	-FIELD GOALS-										-3-POINT FG--			-FREE THROWS--			--REBOUNDS--			PF	FQ	DQ	STL	TO	BLK	PTS	AVG
	G	GS	MIN	FG	FGA	PCT	FG	FGA	PCT	FT	FTA	PCT	OFF	DEF	TOT	AST											
Parker	60	60	1923	427	890	.480	14	61	.230	227	284	.799	22	149	171	463	75	0	57	153	5	1095	18.3				
Duncan	58	58	1634	361	733	.492	0	4	.000	173	249	.695	110	410	520	132	98	0	38	97	88	895	15.4				
Ginobili	34	7	792	150	285	.526	52	126	.413	88	101	.871	18	98	116	151	56	0	24	64	12	440	12.9				
Mills	16	3	261	63	130	.485	24	56	.429	15	15	1.000	4	24	28	39	14	0	10	26	1	165	10.3				
Neal	56	7	1206	212	486	.436	83	198	.419	50	64	.781	12	106	118	117	75	0	27	60	2	557	9.9				
Jackson (TOT)	47	14	1212	159	425	.374	49	170	.288	94	114	.825	22	141	163	118	99	1	54	103	13	461	9.8				
Jackson (SA)	21	1	500	62	153	.405	19	62	.306	44	54	.815	6	75	81	41	38	0	28	37	7	187	8.9				
Blair	64	62	1363	269	504	.534	0	1	.000	73	119	.613	154	197	351	78	168	0	59	92	12	611	9.5				
Splitter	59	2	1121	212	343	.618	0	0	---	125	181	.691	93	213	306	65	134	0	21	87	47	549	9.3				
Jefferson	41	41	1168	132	319	.414	60	150	.401	35	50	.700	18	125	143	55	83	0	25	32	12	379	9.2				
Green	66	38	1522	211	477	.442	102	234	.436	79	100	.780	54	174	228	86	107	0	58	67	46	603	9.1				
Leonard	64	39	1534	199	404	.493	41	109	.376	68	88	.773	104	223	327	70	88	0	85	44	24	507	7.9				
Bonner	65	2	1326	154	300	.513	440	105	.250	420	16	21	.762	29	185	214	61	68	0	15	14	21	429	6.6			
Daw (TOT)	57	35	1425	156	351	.444	31	99	.313	22	35	.629	70	210	280	205	125	2	34	112	25	365	6.4				
Daw (SA)	20	7	406	40	68	.588	8	13	.615	5	8	.625	23	62	85	47	54	1	14	28	6	93	4.7				
Byars	2	0	37	3	11	.273	0	6	.000	4	4	1.000	6	5	11	1	2	0	2	0	0	10	5.0				
Dawson	4	0	39	7	12	.583	0	0	---	1	2	.500	5	5	10	0	6	0	1	3	2	15	3.8				
Anderson	51	2	603	66	174	.379	19	68	.279	39	52	.750	16	63	79	41	35	0	8	30	2	190	3.7				
Ford	14	0	191	19	43	.442	2	8	.250	11	14	.786	3	15	18	45	23	0	9	23	2	51	3.6				
Dentmon	2	0	19	2	6	.333	0	4	.000	0	0	---	0	1	1	1	2	0	1	1	0	4	2.0				
Joseph	29	1	266	22	70	.314	3	15	.200	11	17	.647	5	20	25	34	16	0	7	12	3	58	2.0				
Diogu	2	0	14	0	2	.000	0	0	---	2	2	1.000	0	1	1	0	1	0	0	1	0	2	1.0				
Thomas	3	0	15	0	3	.000	0	0	---	1	2	.500	1	2	3	1	0	0	1	0	1	1	0.3				
SPURS	66	4	15940	2611	5463	.478	552	1405	.393	1067	1427	.748	683	2153	2836	1528	1143	1	490	895	293	6841	103.7				
OPONENTS	66	4	15940	2512	5560	.452	412	1166	.353	932	1233	.756	680	2039	2719	1201	1244	3	489	906	330	6368	96.5				

PLAYER	-- SINGLE-GAME HIGHS --												AVERAGE PER GAME												--CAREER HIGHS (C=SET, T-TIED THIS SEASON)--												
	MIN	REB	AST	STL	TO	BLK	PTS	FG	FGA	PCT	FT	FTA	PCT	OFF	DEF	TOT	FG	FGA	PCT	FT	FTA	PCT	REB	AST	PTS	FG	FGA	PCT	FT	FTA	PCT	REB	AST	PTS			
Parker	45	7	17	4	1	42	32.0	2.9	7.7	0.95	2.4	0.68	18.3	22	36	14	17	10	17	10	17	55															
Duncan	41	19	7	3	5	28	28.2	9.0	2.3	0.66	1.7	1.52	15.4	19	34	17	24	27	11	53																	
Ginobili	31	7	8	3	5	24	23.3	3.4	4.4	0.71	1.9	0.35	12.9	16	27	18	19	15	14	48																	
Mills	43	5	12	2	4	34	16.3	1.8	2.4	0.63	1.6	0.06	10.3	14C	25C	6C	6P	5T	12C	34C																	
Neal	34	6	7	4	1	21	21.5	2.1	2.1	0.48	1.1	0.04	9.9	9P	16C	7P	10C	8	7C	25																	
Jackson (TOT)	45	9	8	5	7	24	25.8	3.5	2.5	1.15	2.2	0.28	9.8	16	30	15	17	12	15	43																	
Jackson (SA)	32	9	6	5	5	27	23.8	3.9	2.0	1.33	1.8	0.33	8.9																								
Blair	39	13	4	4	6	1	28	21.3	5.5	1.2	0.92	1.4	1.19	9.5	14	21T	7C	13C	23	5	28T																
Splitter	33	11	5	2	5	3	26	19.0	5.2	1.1	0.36	1.5	0.80	9.3	11C	13C	9C	12C	14	5C	26C																
Jefferson	38	8	5	3	2	19	28.5	3.5	1.3	0.61	0.8	0.29	9.2	16	27	16	19	19	21	12	42																
Green	38	7	6	5	3	24	23.1	3.5	1.3	0.88	1.0	0.70	9.1	9C	19C	7C	9C	7C	6C	24C																	
Leonard	43	11	5	3	2	24	24.0	5.1	1.1	1.33	0.7	0.38	7.9	9C	14C	8C	9C	11C	5C	24C																	
Bonner	36	10	5	2	2	20	20.4	3.3	0.9	0.23	0.2	0.32	6.6	10	17	7	8	17	5T	28																	
Daw (TOT)	41	16	10	3	6	2	27	25.0	4.9	3.6	0.60	2.0	0.44	6.4	15	24	10	10T	16T	16	31																
Daw (SA)	27	9	9	3	1	9	20-3	4.3	2.4	0.70	1.4	0.30	4.7																								
Byars	33	8	1	2	0	0	8	18.5	5.5	0.5	1.00	0.0	0.0	5.0	2C	9C	4C	4C	8C	1C	8C																
Dawson	32	6	0	1	2	1	9	9.8	2.5	0.0	0.25	0.8	0.50	3.8	4C	8C	1C	2C	6C	10C	9C																
Anderson	40	7	3	1	3	1	19	11.6	1.5	0.8	0.16	0.6	0.04	3.7	7C	17C	6C	8C	7C	37	19C																
Ford	21	3	8	4	4	2	19	13.6	1.3	3.2	0.64	0.4	0.14	3.6	14	23	13	15	11	18																	
Dentmon	12	1	1	1	1	0	2	9.5	0.5	0.50	0.5	0.00	2.0	3	10	3	4	3	4	3																	
Joseph	38	5	4	2	2	1	13	9.2	0.9	1.2	0.24	0.4	0.10	2.0	4C	13C	4C	4C	5C	4C	13C																
Diogu	9	1	0	1	0	2	7.0	0.5	0.0	0.00	0.5	0.00	1.0	14	20	12	13	13	3	32																	
Thomas	8	1	1	0	1	3	5.0	1.0	0.3	0.33	0.0	0.33	0.3	0.0	2C	1C	2C	1C	1C	1C																	
SPURS	265	56	34	15	24	9	128	24.5	43.0	23.2	7.42	13.6	4.44	103.7	68	127	45	57	75	50	171																
OPONENTS	265	60	31	18	25	13	137	24.1	41.2	19.6	7.41	13.7	5.00	96.5	68	130	46	58	77	51	167																

50-16 (FIRST IN SOUTHWEST DIVISION)

Date	Opponent	Home	Road	Total	Scoring	Rebounds	Assists
DECEMBER RECORD:		3-1 (HOME: 3-0, ROAD: 0-1)					
12/26	MEMPHIS W 95- 82	1-0	0-0	1-0	Ginobili-24	Splitter-8	Parker-7
12/28	L.A. CLIPPERS W115-90	2-0	0-0	2-0	Ginobili-24	Duncan-8	Parker-9
						Leonard-8	
12/29	@Houston L 85-105	2-0	0-1	2-1	Blair-22	Blair-12	Splitter-3
12/31	UTAH W104- 89	3-0	0-1	3-1	Ginobili-23	Blair-10	Parker-8
JANUARY RECORD:		10-8 (HOME: 7-1, ROAD: 3-7)					
1/2	@Minnesota L 96-106	3-0	0-2	3-2	Duncan-16	Bonner-6	Parker-9
					Jefferson-16		
1/4	GOLDEN STATE W101-95	4-0	0-2	4-2	Parker-21	Duncan-11	Ford-8
							Parker-8
1/5	DALLAS W 93- 71	5-0	0-2	5-2	Bonner-17	Jefferson-7	Parker-8
1/7	DENVER W121-117	6-0	0-2	6-2	Green-24	Blair-10	Ford-7
1/8	@Oklahoma Cit L 96-108	6-0	0-3	6-3	Neal-18	Leonard-10	Parker-7
1/10	@Milwaukee L103-106	6-0	0-4	6-4	Parker-22	Duncan-8	Parker-8
1/11	HOUSTON W101-95(OT)	7-0	0-4	7-4	Parker-28	Duncan-11	Parker-8
1/13	PORTLAND W 99- 83	8-0	0-4	8-4	Parker-20	Blair-11	Parker-9
1/15	PHOENIX W102- 91	9-0	0-4	9-4	Duncan-24	Duncan-7	Parker-9
1/17	@Miami L 98-120	9-0	0-5	9-5	Green-20	Duncan-7	Jefferson-5
1/18	@Orlando W 85- 83(OT)	9-0	1-5	10-5	Parker-25	Duncan-10	Parker-9
1/20	SACRAMENTO L 86-88	9-1	1-5	10-6	Parker-24	Duncan-7	Parker-6
1/21	@Houston L102-105	9-1	1-6	10-7	Splitter-25	Leonard-11	Parker-13
1/23	@New Orleans W104-102	9-1	2-6	11-7	Duncan-28	Duncan-7	Parker-17 9
1/25	ATLANTA W105-83	10-1	2-6	12-7	Bonner-17	Duncan-11	Parker-7
					Blair-17		
1/27	@Minnesota L 79- 87	10-1	2-7	12-8	Parker-20	Duncan-10	Duncan-4
1/29	@Dallas L100-101(OT)	10-1	2-8	12-9	Neal-19	Blair-9	Neal-7
1/30	@Memphis W 83- 73	10-1	3-8	13-9	Bonner-15	Leonard-10	Parker-12
FEBRUARY RECORD:		10-1 (HOME: 3-0, ROAD: 7-1)					
2/1	HOUSTON W 99- 91	11-1	3-8	14-9	Duncan-25	Bonner-10	Green-4
							Parker-4
2/2	NEW ORLEANS W 93- 81	12-1	3-8	15-9	Duncan-19	Duncan-9	Parker-7
2/4	OKLA CITY W107- 96	13-1	3-8	16-9	Parker-42	Duncan-15	Parker-9
2/6	@Memphis W 89- 84	13-1	4-8	17-9	Parker-21	Duncan-17	Parker-7
2/8	@Philadelphia W100- 90	13-1	5-8	18-9	Parker-37	Duncan-11	Parker-8
2/11	@New Jersey W103- 89	13-1	6-8	19-9	Neal-18	Duncan-10	Duncan-5
							Parker-5
2/14	@Detroit W 99- 95	13-1	7-8	20-9	Duncan-18	Duncan-13	Ginobili-7
							Parker-7
2/15	@Toronto W113-106	13-1	8-8	21-9	Parker-34	Green-7	Parker-14
2/18	@L.A.C. W103-100(OT)	13-1	9-8	22-9	Parker-30	Duncan-17	Parker-10 7
2/20	@Utah W106-102	13-1	10-8	23-9	Parker-23	Leonard-8	Parker-11
2/21	@Portland L 97-137	13-1	10-9	23-10	Leonard-24	Leonard-10	Joseph-3
							Jefferson-3
2/23	@Denver W114- 99	13-1	11-9	24-10	Blair-28	Blair-12	Parker-12
2/29	CHICAGO L 89- 96	13-2	11-9	24-11	Neal-21	Duncan-10	Parker-9
MARCH RECORD:		12-3 (HOME: 8-2, ROAD: 4-1)					
3/2	CHARLOTTE W102- 72	14-2	11-9	25-11	Parker-15	Blair-11	Parker-4
3/4	DENVER L 94- 99	14-3	11-9	25-12	Parker-25	Duncan-9	Parker-7
3/7	NEW YORK W118-105	15-3	11-9	26-12	Parker-32	Duncan-8	Ginobili-6
							Parker-6
3/9	L.A. CLIPPERS L108-120	15-4	11-9	26-13	Ginobili-22	Bonner-6	Ginobili-6
						Leonard-6	
3/12	WASHINGTON W112- 97	16-4	11-9	27-13	Parker-31	Blair-12	Ginobili-7
							Parker-7
3/14	ORLANDO W122-111	17-4	11-9	28-13	Parker-31	Duncan-13	Parker-12
3/16	@Oklahoma Cit W114-105	17-4	12-9	29-13	Parker-25	Duncan-19	Parker-7
3/17	@Dallas L 99-106	17-4	12-10	29-14	Green-17	Splitter-6	Parker-11
					Duncan-17		
3/21	MINNESOTA W116-100	18-4	12-10	30-14	Duncan-21	Duncan-15	Ginobili-8
3/23	DALLAS W104- 87	19-4	12-10	31-14	Green-18	Duncan-12	Ginobili-7 1
3/24	@New Orleans W 89- 86	19-4	13-10	32-14	Blair-23	Tied with-7	Parker-10
3/25	PHILADELPHIA W 93- 76	20-4	13-10	33-14	Parker-21	Leonard-10	Parker-7
3/27	@Phoenix W107-100	20-4	14-10	34-14	Duncan-26	Duncan-11	Parker-7
3/28	@Sacramento W117-112	20-4	15-10	35-14	Ginobili-20	Leonard-9	Parker-10
3/31	INDIANA W112-103	21-4	15-10	36-14	Duncan-23	Duncan-11	Ginobili-5
							Parker-5
APRIL RECORD:		14-2 (HOME: 7-1, ROAD: 7-1)					
4/3	@Cleveland W125- 90	21-4	16-10	37-14	Mills-20	Duncan-8	Diaw-9
4/4	@Boston W 87- 86	21-4	17-10	38-14	Green-14	Duncan-16	Neal-4
4/6	NEW ORLEANS W128-103	22-4	17-10	39-14	Duncan-19	Jackson-7	Parker-6
4/8	UTAH W114-104	23-4	17-10	40-14	Parker-28	Duncan-16	Green-5
4/9	@Utah L 84- 91	23-4	17-11	40-15	Splitter-14	Blair-8	Neal-5
					Neal-14		
4/11	L.A. LAKERS L 84- 98	23-5	17-11	40-16	Green-22	Jackson-5	Parker-8
						Leonard-5	
4/12	MEMPHIS W107- 97	24-5	17-11	41-16	Duncan-28	Duncan-12	Parker-9
4/14	PHOENIX W105- 91	25-5	17-11	42-16	Duncan-19	Duncan-11	Parker-5
4/16	@Golden State W120- 99	25-5	18-11	43-16	Neal-17	Diaw-9	Parker-5
							Neal-5
4/17	@L.A. Lakers W112- 91	25-5	19-11	44-16	Parker-29	Duncan-8	Parker-13
						Bonner-8	
4/18	@Sacramento W127-102	25-5	20-11	45-16	Splitter-17	Splitter-7	Parker-8
					Neal-17		
4/20	L.A. LAKERS W121- 97	26-5	20-11	46-16	Duncan-21	Duncan-8	Parker-10
4/22	CLEVELAND W114- 98	27-5	20-11	47-16	Ginobili-20	Tied with-7	Parker-9
4/23	PORTLAND W124- 89	28-5	20-11	48-16	Duncan-18	Duncan-8	Diaw-6
					Green-18		Parker-6

2012-13 RECAP



TIM DUNCAN

RECORD

58-24, First in Southwest Division

HONORS

Tim Duncan, First Team All-NBA
 Tony Parker, Second Team All-NBA
 Tim Duncan, Second Team All-Defensive
 Tim Duncan, NBA All-Star
 Tony Parker, NBA All-Star

PLAYOFFS

Defeated L.A. Lakers, First Round, 4-0
 Defeated Golden St., Western Conference Semifinals, 4-2
 Defeated Memphis, Western Conference Finals, 4-0
 Lost to Miami Heat, NBA Finals, 3-4

SPURS LEADERS

Scoring: Tony Parker 20.3 ppg
 Rebounding: Tim Duncan 9.9 rpg
 Assists: Tony Parker 7.6 apg

Head Coach: Gregg Popovich
 Assistant Coaches: Mike Budenholzer, Brett Brown, Ime Udoka, Chip Engelland, Chad Forcier

2012-13 SEASON NOTES


- The Spurs extended their NBA-record of 50-or-more wins to 14 consecutive seasons with a 92-91 victory vs. Dallas on 3/13.
- San Antonio won its 21st road game of the season at Sacramento on Feb. 19, giving the Silver and Black 16 consecutive-seasons with a winning road record.
- Tim Duncan had one of the best seasons for a post player at 36 years old. The Big Fundamental averaged 17.8 points, his highest since 2009-10 when he averaged 16.6 and averaged 9.9 rebounds, which was his highest since 2009-10 when he pulled down 10.1 per game.
- Spurs Head Coach Gregg Popovich became the 12th coach in NBA history to reach the 900-win plateau with a 104-97 victory vs. Utah on March 22. He is also the second coach (Jerry Sloan, Utah - 1,127) in NBA history to win 900 games with one franchise.
- Tim Duncan supplanted Charles Barkley into 22nd on the NBA's all-time scoring list at L.A. Lakers on 4/14. He surpassed Shaquille O'Neal into 13th on the NBA's all-time career rebounding list vs. Utah on 3/22/13. The Big Fundamental surpassed Robert Parish into 23rd on the NBA's all-time scoring list at Golden State on 2/22/13. The former Demon Deacon surpassed Tree Rollins into eighth on the NBA's all-time blocked shots list vs. Houston on 12/28/12.
- Tony Parker was the only player in the NBA to average at least 20.0 points and 7.0 assists while shooting over 50.0 percent from the field and 80.0 percent from the free throw line. He led all guards in the NBA in shooting percentage.

-----				-FIELD GOALS-			-3-POINT FG--			-FREE THROWS-			--REBOUNDS--										
PLAYER	G	GS	MIN	FG	FGA	PCT	FG	FGA	PCT	FT	FTA	PCT	OFF	DEF	TOT	AST	PF	DQ	STL	TO	BLK	PTS	AVG
Parker	66	66	2174	519	995	.522	24	68	.353	279	330	.845	18	180	198	499	92	0	54	170	6	1341	20.3
Duncan	69	69	2078	490	976	.502	2	7	.286	245	300	.817	124	562	686	184	117	0	50	147	183	1227	17.8
Leonard	58	57	1810	260	526	.494	65	174	.374	104	126	.825	63	283	346	93	99	0	97	62	32	689	11.9
Ginobili	60	0	1393	229	539	.425	83	235	.353	164	206	.796	30	171	201	274	114	0	80	132	13	705	11.8
Green	80	80	2201	297	663	.448	177	413	.429	67	79	.848	36	208	244	141	124	0	92	94	54	838	10.5
Splitter	81	58	1997	315	563	.560	0	2	.000	208	285	.730	144	371	515	130	161	2	63	100	64	838	10.3
Neal	68	17	1484	246	597	.412	89	251	.355	64	74	.865	13	130	143	129	93	0	30	69	2	645	9.5
Jackson	55	6	1075	123	330	.373	46	170	.271	49	70	.700	22	133	155	80	89	0	37	77	14	341	6.2
Diaw	75	20	1709	179	332	.539	30	78	.385	47	65	.723	66	188	254	180	143	0	52	84	27	435	5.8
Blair	61	16	851	142	271	.524	0	1	.000	44	70	.629	66	164	230	45	112	0	37	49	10	328	5.4
Mills	58	2	656	113	241	.469	52	130	.400	16	19	.842	9	41	50	62	55	0	26	39	4	294	5.1
Joseph	28	9	388	51	110	.464	6	21	.286	18	21	.857	12	40	52	53	25	1	15	21	4	126	4.5
Bonner	68	4	909	112	230	.487	53	120	.442	11	15	.733	25	104	129	36	86	0	17	16	19	288	4.2
De Colo	72	6	920	105	241	.436	31	82	.378	35	44	.795	23	115	138	138	87	0	41	81	6	276	3.8
Anderson	10	0	94	11	25	.440	5	11	.455	7	9	.778	3	11	14	9	7	0	3	7	2	34	3.4
Baynes	16	0	141	18	36	.500	0	1	.000	7	12	.583	12	20	32	5	23	0	1	11	6	43	2.7
SPURS	82	-	19880	3210	6675	.481	663	1764	.376	1365	1725	.791	666	2721	3387	2058	1427	3	695	1206	446	8448	103.0
OPPONENTS	82	-	19880	3079	6960	.442	519	1471	.353	1246	1639	.760	912	2577	3489	1756	1565	2	675	1221	405	7923	96.6

58-24 (FIRST IN SOUTHWEST DIVISION)

Date	Opponent	Team/Opp	Home	Road	Total	High Scoring	High Rebounds	High Assists	Opponent Scoring	Atten.
Oct 31	@New Orleans	W 99- 95	0-0	1-0	1-0	Duncan-24		Diaw-6	Davis-21	15,358
Nov 7	OKLAHOMA CITY	W 86- 84	1-0	1-0	2-0	Duncan-8	Duncan-8	Parker-6	Durant-23	18,581
Nov 9	UTAH	W110-100	2-0	1-0	3-0	Parker-24	Duncan-11	Parker-10	Mo Williams-29	18,581
Nov 9	INDIANA	W101- 79	3-0	1-0	4-0	Neal-17	Duncan-11	Ginobili-7	Hill-15	17,158
Nov 7	@L.A. Clipper	L 84-106	3-0	1-1	4-1	Green-12	Blair-7	Parker-6	Griffin-22	19,060
Nov 9	@Sacramento	W 97- 86	3-0	2-1	5-1	Duncan-23	Duncan-12	Parker-6	Thornton-17	13,505
Nov 10	@Portland	W112-109	3-0	3-1	6-1	Neal-27	Duncan-9	Ginobili-4	Batum-33	20,447
Nov 13	@L.A. Lakers	W 84- 82	3-0	4-1	7-1	Parker-19	Duncan-9	Miller-4	Bryant-28	18,997
Nov 15	NEW YORK	L100-104	3-1	4-1	7-2	Parker-19	Duncan-14	Parker-12	Felton-25	18,581
Nov 17	DENVER	W126-100	4-1	4-1	8-2	Ginobili-11-20	Jackson-9	Parker-6	Gallinari-15	18,581
Nov 19	L.A. CLIPPERS	L 87- 92	4-2	4-1	8-3	Duncan-25	Duncan-14	Parker-6	Pau-19	17,920
Nov 21	@Boston	W112-100	4-2	5-1	9-3	Parker-26	Duncan-15	Parker-6	Rondo-22	18,624
Nov 23	@Indiana	W104- 97	4-2	6-1	10-3	Parker-33	Duncan-17	Parker-10	West-22	17,082
Nov 25	@Toronto	W111-106 (OT)	4-2	7-1	11-3	Parker-32	Green-9	Duncan-6	DeRozan-29	19,800
Nov 26	@Washington	W118- 92	4-2	8-1	12-3	Diaw-16	Splitter-12	Splitter-7	Crawford-19	13,879
Nov 28	@Orlando	W110- 89	4-2	9-1	13-1	Ginobili-11-20	Blair-7	Parker-8	Afflalo-16	17,271
Nov 29	@Miami	L100-105	4-2	9-2	13-4	Neal-20	Bonner-10	Neal-7	James-23	19,703
Dec 1	MEMPHIS	W 99- 95 (OT)	5-2	9-2	14-4	Parker-30	Duncan-15	Ginobili-6	Gasol-20	18,581
Dec 5	MILWAUKEE	W110- 99	6-2	9-2	15-4	Parker-22	Bonner-12	Parker-10	Ellis-21	18,349
Dec 7	HOUSTON	W114- 92	7-2	9-2	16-4	Parker-17	Duncan-12	Parker-7	Harden-29	18,581
Dec 8	@Charlotte	W132-102	7-2	10-2	17-4	Green-23	De Colo-8	Parker-9	Walker-23	17,321
Dec 10	@Houston	W134-126 (OT)	7-2	11-2	18-4	Neal-29	Duncan-13	Parker-12	Lin-38	13,959
Dec 12	@Utah	L 96- 99	7-2	11-3	18-5	Duncan-22	Duncan-21	Parker-7	Millap-24	18,710
Dec 13	@Portland	L 90- 98	7-2	11-4	18-6	Parker-21	Splitter-7	Ginobili-7	Lillard-29	19,118
Dec 15	BOSTON	W103- 88	8-2	11-4	19-6	Parker-22	Duncan-12	Parker-8	Pierce-18	18,759
Dec 17	@Klahoma Cit	L 93-107	8-2	11-5	19-7	De Colo-14	Blair-6	Parker-7	Terry-18	18,203
Dec 18	@Denver	L106-112	8-2	11-6	19-8	Duncan-31	Duncan-18	Parker-6	Gallinari-28	17,092
Dec 21	NEW ORLEANS	W 99- 94	9-2	11-6	20-8	Parker-25	Duncan-10	Ginobili-7	Davis-18	17,943
Dec 23	DALLAS	W102- 91	10-2	11-6	21-8	Green-25	Duncan-10	Ginobili-9	Collison-15	18,581
Dec 26	TORONTO	W100- 80	11-2	11-6	22-8	Duncan-15	Leonard-10	Parker-7	Johnson-12	18,581
Dec 28	HOUSTON	W122-116	12-2	11-6	23-8	Parker-31	Splitter-6	Parker-10	Harden-33	18,581
Dec 30	@Dallas	W111- 86	12-2	12-6	24-8	Parker-21	Duncan-10	Parker-9	Collison-18	19,928
Dec 31	BROOKLYN	W104- 73	13-2	12-6	25-8	Diaw-5	Parker-20	Parker-6	Brooks-16	18,581
Jan 2	@Milwaukee	W117-110	13-2	13-6	26-8	Duncan-28	Duncan-13	Parker-11	Jennings-31	15,084
Jan 6	@New York	L 83-100	13-2	13-7	26-9	Neal-12	Duncan-6	Parker-6	Anthony-23	19,033
Jan 5	PHILADELPHIA	W109- 86	14-2	13-7	27-9	Parker-20	Splitter-8	Parker-6	Hawes-22	18,581
Jan 7	@New Orleans	L 88- 95	14-2	13-8	27-10	Ginobili-21	Duncan-8	Ginobili-4	Gordon-24	11,599
Jan 9	L.A. LAKERS	W108-105	15-2	13-8	28-10	Parker-24	Splitter-14	Parker-6	Bryant-27	18,581
Jan 11	@Memphis	L 98-101 (OT)	15-2	13-9	28-11	Parker-30	Duncan-15	Ginobili-5	Gay-23	17,685
Jan 13	MINNESOTA	W106- 88	16-2	13-9	29-11	Parker-20	Duncan-9	Parker-6	Barea-15	18,144
Jan 16	MEMPHIS	W103- 82	17-2	13-9	30-11	Duncan-19	Splitter-9	Parker-11	Gay-17	18,581
Jan 18	GOLDEN STATE	W 95- 88	18-2	13-9	31-11	Parker-25	Duncan-10	Parker-8	Lee-22	18,581
Jan 19	@Atlanta	W 98- 93	18-2	14-9	32-11	Parker-23	Blair-7	Parker-12	Smith-21	18,255
Jan 21	@Philadelphia	W 90- 85	18-2	15-9	33-11	Duncan-24	Green-7	Parker-8	Turner-18	15,346
Jan 23	NEW ORLEANS	W106-102	19-2	15-9	34-11	Splitter-25	Duncan-17	Parker-13	Gordon-17	17,511
Jan 25	@Dallas	W113-107	19-2	16-9	35-11	Parker-23	Splitter-12	Parker-10	Beaubois-19	19,884
Jan 26	PHOENIX	L108- 99	20-2	16-9	36-11	Parker-31	Splitter-8	Parker-7	Beasley-25	18,581
Jan 30	CHARLOTTE	W102- 78	21-2	16-9	37-11	Parker-22	Baynes-9	Parker-7	Sessions-20	18,581
Feb 2	WASHINGTON	W 94- 86	22-2	16-9	38-11	Parker-19	Leonard-11	Parker-12	Wall-21	18,581
Feb 6	@Minnesota	W104- 94	22-2	17-9	39-11	Parker-31	Leonard-10	Parker-8	Pekovic-21	15,224
Feb 8	@Detroit	L109-119	22-2	17-10	39-12	Parker-31	Blair-10	Parker-8	Monroe-26	16,267
Feb 10	@Brooklyn	W111- 86	22-2	18-10	40-12	Parker-29	Splitter-9	Parker-11	J. Johnson-19	17,014
Feb 11	@Chicago	W103- 89	22-2	19-10	41-12	Leonard-26	Green-22	De Colo-7	Rayson-20	21,855
Feb 13	@Cleveland	W 96- 95	22-2	20-10	42-12	Parker-30	Leonard-10	Parker-7	Waivers-20	12,162
Feb 19	@Sacramento	W108-102	22-2	21-10	43-12	Parker-24	Duncan-14	Parker-11	Thomas-22	14,940
Feb 21	@L.A. Clipper	W116- 90	22-2	22-10	44-12	Parker-31	Duncan-5	Green-7	Barnes-18	19,343
Feb 22	@Golden State	L101-107 (OT)	22-2	22-11	44-13	Green-20	Duncan-13	Duncan-3	Jack-30	19,596
Feb 24	@Phoenix	W 97- 87	22-2	23-11	45-13	Leonard-16	Leonard-9	Ginobili-6	Gortat-21	14,923
Feb 27	PHOENIX	L101-105 (OT)	22-2	23-11	45-14	Parker-22	Duncan-11	Parker-8	O'Neal-22	17,573
Mar 1	SACRAMENTO	W130-102	23-3	23-11	46-14	Blair-16	Splitter-11	Ginobili-15	Thornton-25	18,581
Mar 3	DETROIT	W114- 75	24-3	23-11	47-14	Ginobili-17	Duncan-6	Monroe-16	Beasley-25	18,581
Mar 6	CHICAGO	W101- 83	25-3	23-11	48-14	Duncan-18	Duncan-10	Jackson-6	Belinelli-21	18,581
Mar 8	PORTLAND	L106-136	25-4	23-11	48-15	Duncan-18	Splitter-10	Ginobili-9	Lillard-35	18,581
Mar 11	OKLAHOMA CITY	W105- 93	26-4	23-11	49-15	Splitter-21	Duncan-8	Tied with-3	Durant-26	18,581
Mar 12	@Minnesota	L 83-107	26-4	23-12	49-16	Joseph-15	Splitter-11	Miller-6	Rubio-21	14,219
Mar 14	DALLAS	W 92- 91	27-4	23-12	50-16	Parker-28	Duncan-19	Ginobili-9	Nowitzki-21	18,581
Mar 16	CLEVELAND	W119-113	28-4	23-12	51-16	Duncan-30	Leonard-13	Ginobili-10	Ellington-21	18,581
Mar 20	GOLDEN STATE	W104- 93	29-4	23-12	52-16	Duncan-25	Duncan-13	Ginobili-7	Curry-24	17,751
Mar 22	UTAH	W104- 97 (OT)	30-4	23-12	53-16	Parker-22	Duncan-16	Duncan-5	Mo Williams-23	18,581
Mar 24	@Houston	L 95- 96	30-4	23-13	53-17	Parker-23	Duncan-7	Parker-7	Harden-29	18,245
Mar 27	DENVER	W100- 99	31-4	23-13	54-17	Duncan-23	Duncan-14	Parker-11	McGee-21	18,581
Mar 29	L.A. CLIPPERS	W104-102	32-4	23-13	55-17	Duncan-34	Duncan-11	Parker-8	Griffin-18	18,581
Mar 31	MIAMI	L 86- 88	32-5	23-13	55-18	Duncan-17	Duncan-12	Parker-8	Boeh-23	18,581
Apr 1	@Memphis	L 90- 92	32-5	23-14	55-19	Parker-25	Splitter-11	Blair-4	Conley-23	16,642
Apr 3	ORLANDO	W 98- 84	33-5	23-14	56-19	Green-20	Splitter-9	De Colo-6	Harkless-18	18,581
Apr 4	@Klahoma Cit	L 88-100	33-5	23-15	56-20	Duncan-24	Leonard-14	Leonard-6	Westbrook-27	18,203
Apr 6	ATLANTA	W 99- 97	34-5	23-15	57-20	Duncan-31	Duncan-14	Leonard-4	Jenkins-23	18,581
Apr 10	@Denver	L 86- 96	34-5	23-16	57-21	Duncan-17	Leonard-11	Tied with-4	Chandler-29	16,651
Apr 12	SACRAMENTO	W108-101	35-5	23-16	58-21	Parker-22	Splitter-12	Parker-10	Cousins-19	18,581
Apr 14	@L.A. Lakers	L 86- 91	35-5	23-17	58-22	Duncan-23	Duncan-10	Parker-8	Howard-26	18,997
Apr 15	@Golden State	L106-116	35-5	23-18	58-23	Neal-25	Splitter-7	De Colo-9	Curry-35	19,596
Apr 17	MINNESOTA	L 95-108	35-6	23-18	58-24	Duncan-17	Duncan-14	Parker-8	Williams-21	18,581

2013-14 RECAP



TONY PARKER

RECORD

60-22, First in Southwest Division

HONORS

Tony Parker, Second Team All-NBA

Kawhi Leonard, Second Team

All-Defensive

Tony Parker, NBA All-Star

Gregg Popovich, Coach of the Year

R.C. Buford, Executive of the Year

PLAYOFFS

Defeated Dallas, First Round, 4-3

Defeated Portland, Western Conference Semifinals, 4-1

Defeated Oklahoma City, Western Conference Finals, 4-2

Defeated Miami, NBA Finals, 4-1

SPURS LEADERS

Scoring: Tony Parker 16.7 ppg

Rebounding: Tim Duncan 9.7 rpg

Assists: Tony Parker 5.7 apg

Head Coach: Gregg Popovich

Assistant Coaches: Jim Boylen, Ime Udoka, Sean Marks,

Chip Engelland, Chad Forcier

2013-14 SEASON NOTES

• The Spurs finished with the best overall record in the NBA and clinched the number one overall seed for the 2014 NBA Playoffs en route to winning the 2014 NBA Championship. Kawhi Leonard became the third-youngest NBA Finals MVP in league history and San Antonio captured its fifth title in franchise history.

• The Silver and Black extended their NBA-record streak of 50-win seasons to 15. Additionally, the Spurs eclipsed the 55-win mark for the 17th time in franchise history, trailing only the Los Angeles Lakers (20) for such seasons in NBA history. Finally, the Spurs ascended past the 60-win mark for the fourth time since Tim Duncan joined the Spurs in 1997-98, most in the NBA over that span. With a 32-9 record in home games and an NBA-best and franchise-best 30-11 ledger in away games, the San Antonio Spurs were the only team in the NBA to finish above .750 in both home and road games.

• San Antonio won 19 consecutive games (2/26 - 4/2), marking its longest win streak in franchise history and is tied for the fifth longest streak in NBA history. San Antonio joins only six other teams in NBA history to have a winning streak of 19 games or more. The 16.8 point differential average the Spurs posted during the streak was the second-highest point differential average of any streak 19 games or more in NBA history.

• The Spurs finished with an NBA-best 30-11 road record (five more than second most road wins), marking the best away ledger in franchise history and only the 13th time in NBA history a team has won 30 road games in a season.

• No player on the San Antonio Spurs roster averaged 30 minutes (Tony Parker 29.4 minutes = highest), marking the first time in league history no player on an NBA team averaged at least 30 minutes in a season. Additionally, the Spurs deployed 30 different lineups, second only to the Los Angeles Lakers, while featuring 17 different starters.

• San Antonio's reserves averaged an NBA-best 45.1 points per game, marking the Spurs' highest bench average in franchise history. Additionally, the 45.1 average is the fourth highest average in NBA history (NBA started tracking the stat in 1970-71), while also totaling the fourth-most points by a bench in a single season with 3,698. The Spurs bench also led the NBA in assists (11.1) and point differential (+3.8).

• The Silver and Black finished the season ranked first in assists (25.2) and in three-point field goal percentage (.397), second in field goal percentage (.486) and fourth in free throw percentage (.785).

PLAYER	--FIELD GOALS--										--3-POINT FG--		--FREE THROWS--			--RECORDS--											
	G	GS	MIN	PTS	FG	FGA	PCT	FGA	PCT	FT	FTA	PCT	OFF	DEF	TOT	AST	PF	DQ	STL	TO	BLK	PTS	AVG				
Parker	68	68	1997	456	914	.499	25	67	.373	197	243	.811	17	138	155	388	86	0	36	151	9	1134	16.7				
Duncan	74	74	2158	444	906	.490	0	0	.000	231	316	.731	158	563	721	220	134	2	43	159	139	1111	15.1				
Leonard	66	65	1923	337	645	.522	69	182	.379	101	126	.802	76	336	412	133	127	0	114	80	50	844	12.8				
Ginobili	68	3	1550	294	627	.469	90	258	.349	160	188	.851	30	172	202	293	128	0	70	139	17	838	12.3				
Belinelli	80	25	2016	337	695	.485	126	293	.430	111	131	.847	18	208	226	179	130	0	50	95	7	911	11.4				
Mills	81	2	1527	309	666	.464	135	318	.425	73	82	.890	34	135	169	149	114	0	68	63	9	826	10.2				
Green	68	59	1651	218	505	.432	132	318	.415	50	63	.794	25	204	229	104	107	0	65	76	61	618	9.1				
Diaw	79	24	1974	302	580	.521	45	112	.402	68	92	.739	74	252	326	222	140	0	44	121	32	717	9.1				
Splitter	59	50	1271	181	346	.523	0	0	.000	121	173	.699	123	240	363	90	117	0	29	75	31	483	8.2				
Joseph	68	19	936	126	265	.475	12	38	.316	79	96	.823	32	75	107	114	84	0	35	43	14	343	5.0				
De Colo	26	3	301	42	93	.452	10	31	.323	18	22	.818	6	39	45	32	25	0	15	21	3	112	4.3				
Ayres	73	10	952	101	174	.580	0	0	---	38	55	.691	89	169	258	60	146	0	13	63	25	240	3.3				
Bonner	61	0	690	73	164	.445	42	98	.429	9	12	.750	16	114	130	31	49	0	15	16	11	197	3.2				
Baynes	53	4	491	71	163	.436	0	0	---	19	21	.905	57	88	145	34	77	1	2	36	5	161	3.0				
Daye (TOT)	22	1	148	24	68	.353	12	37	.324	6	10	.600	5	22	27	8	18	0	4	5	4	66	3.0				
Daye (SA)	14	1	115	21	55	.382	12	29	.414	4	7	.571	3	17	20	6	14	0	4	5	4	58	4.1				
Brown	10	1	103	8	28	.286	0	2	.000	7	9	.778	1	12	13	5	12	0	1	8	0	23	2.3				
Thomas	1	0	15	1	4	.250	0	0	---	0	2	.000	1	8	9	0	0	0	0	1	2	2	2.0				
Jeffers	4	1	34	3	5	.600	0	1	.000	1	2	.500	1	5	6	1	2	0	0	0	0	7	1.8				
James	5	1	50	2	9	.222	0	2	.000	2	2	1.000	1	11	12	3	3	0	0	1	1	6	1.2				
SPURS	82	-	19755	3326	6844	.486	698	1757	.397	1289	1642	.785	762	2786	3548	2064	1495	3	604	1180	420	8639	105.4				
OPONENTS	82	-	19755	3096	6976	.444	529	1500	.353	1285	1691	.760	862	2600	3462	1669	1585	4	628	1137	378	8006	97.6				

PLAYER	-- SINGLE-GAME HIGHS --										-- AVERAGE PER GAME --										-- CAREER HIGHS (C=SET, T=TIED THIS SEASON) --									
	MIN	REB	AST	ST	TO	BLK	PTS	FGA	PCT	FT	FTA	PCT	OFF	DEF	TOT	AST	PF	DQ	STL	TO	BLK	PTS	AVG							
Parker	40	6	10	2	6	2	37	29.4	2.3	5.7	0.53	2.2	0.13	16.7	22	36	14	17	12	17	55									
Duncan	40	21	8	3	6	6	31	29.2	9.7	3.0	0.58	2.1	1.88	15.1	19	34	17	24	27	11	53									
Leonard	38	16	6	5	4	4	26	29.1	6.2	2.0	1.73	1.2	0.76	12.8	12C	18T	8	10	16C	6T	26T									
Ginobili	33	9	12	4	5	2	29	22.8	3.0	4.3	1.03	2.0	0.25	12.3	16	27	18	19	15	15	48									
Belinelli	38	11	8	4	2	32	25.2	2.8	2.2	0.63	1.2	0.09	11.4	12C	22T	11	12	11C	8C	32C										
Mills	36	10	7	4	3	2	32	18.9	2.1	1.8	0.84	0.8	0.11	10.2	14	26C	8C	9C	10C	12	34									
Green	46	10	5	5	4	33	24.3	3.4	1.5	0.96	1.1	0.30	9.1	12C	19T	7	9	10C	7	9	33C									
Diaw	38	11	7	3	5	2	22	25.0	4.1	2.8	0.56	1.5	0.41	9.1	15	24	10	10	16	16	31									
Splitter	35	14	7	2	5	3	22	21.5	6.2	1.5	0.49	1.3	0.53	8.2	11	13T	9	12T	14T	7T	26									
Joseph	37	7	9	4	2	18	13.8	1.6	1.7	0.51	0.6	0.21	5.0	5T	13	7C	8C	7C	9C	18C										
De Colo	28	6	4	2	3	1	15	11.6	1.7	1.2	0.58	0.8	0.12	4.3	6	12	5	6	8	9	15T									
Ayres	29	10	4	3	4	2	13	13.0	3.5	0.8	0.18	0.9	0.34	3.3	11	15	4	4T	14	4T	23									
Bonner	26	10	4	3	2	2	14	11.3	2.1	0.5	0.25	0.3	0.18	3.2	10	17	7	8	17	5	28									
Baynes	22	9	2	1	1	6	10.1	2.4	0.6	0.00	0.2	0.20	1.2	5	10	5	6	14	3	15										
Daye (TOT)	29	6	1	2	1	2	22	8.2	1.4	0.4	0.29	0.4	0.29	4.1	29	4	1	1	1	5	28									
Daye (SA)	29	6	1	2	1	2	22	8.2	1.4	0.4	0.29	0.4	0.29	4.1	29	4	1	1	1	5	28									
Brown	20	4	2	1	2	0	5	10.3	1.3	0.5	0.10	0.8	0.00	2.3	11	24	10	12	11	7	32									
Thomas	15	9	0	0	1	2	2	14.7	9.0	0.0	0.00	1.0	2.00	2.0	4	6	2	2T	9C	2	9									
Jeffers	15	2	1	0	0	0	5	8.4	1.5	0.3	0.00	0.0	0.00	1.8	6	9	7	12	11	4	15									
James	29	9	2	0	1	1	6	10.1	2.4	0.6	0.00	0.2	0.20	1.2	5	10	5	6	14	3	15									
SPURS	290	64	39	14	22	12	133	240.9	43.3	25.2	7.37	14.4	5.12	105.4	68	127	45	57	75	50	171									
OPONENTS	290	55	29	16	24	11	118	240.9	42.2	20.4	7.66	13.9	4.61	97.6	68	120	46	58	77	51	166									

60-22 (FIRST IN SOUTHWEST DIVISION)

Date	Opponent	Team/Opp	Home	Road	Total	High Scoring	High Rebounds	High Assists	Opponent Scoring	Atten.
Oct 30	MEMPHIS	W101-94	1-0	0-0	1-0	Leonard-14	Splitter-8	Parker-9	Allen-15	18,581
Nov 1	L.A. Lakers	W 91- 85	1-0	1-0	2-0	Parker-24	Splitter-14	Parker-6	Gasol-20	18,997
Nov 2	Portland	L105-115	1-0	1-1	2-1	Duncan-24	Duncan-7	Parker-9	Lillard-25	20,028
Nov 3	Denver	W102-94	1-0	2-1	3-1	Parker-24	Splitter-8	Duncan-8	Lawson-20	15,721
Nov 6	PHOENIX	W 99- 96	2-0	2-1	4-1	Parker-20	Splitter-7	Parker-6	Mark Morris-23	17,870
Nov 8	GOLDEN STATE	W 76- 74	3-0	2-1	5-1	Parker-18	Splitter-8	Duncan-5	Douglas-21	18,581
Nov 10	New York	W120- 89	3-0	3-1	6-1	Green-24	Green-10	Parker-6	Anthony-16	19,812
Nov 11	Philadelphia	W109- 85	4-0	4-1	7-1	Green-18	Duncan-10	Parker-9	Bargnani-16	12,424
Nov 13	WASHINGTON	W 92- 79	4-0	4-1	8-1	Parker-16	Splitter-9	Belinelli-8	Webster-21	18,581
Nov 15	Utah	W 91- 82	4-0	5-1	9-1	Parker-22	Leonard-9	Parker-6	Favors-20	17,530
Nov 19	BOSTON	W104- 93	5-0	5-1	10-1	Parker-19	Splitter-10	Ginobili-7	Sullinger-19	18,581
Nov 22	Memphis	W102- 86	5-0	6-1	11-1	Parker-20	Leonard-9	Ginobili-7	Green-19	17,109
Nov 23	CLEVELAND	W126- 96	6-0	6-1	12-1	Green-17	Duncan-6	Parker-7	Bradley-19	18,581
Nov 25	NEW ORLEANS	W112- 93	7-0	6-1	13-1	Ginobili-16	Leonard-11	Parker-7	Bynum-16	18,323
Nov 27	Oklahoma City	L 88- 94	7-0	6-2	13-2	Parker-16	Leonard-10	Parker-7	Anderson-17	18,203
Nov 29	Orlando	W109- 91	7-0	7-2	14-2	Duncan-19	Duncan-9	Ginobili-5	Durant-27	15,159
Nov 30	HOUSTON	L106-112	7-1	7-2	14-3	Parker-27	Duncan-8	Ginobili-11	Afflalo-17	18,581
Dec 2	ATLANTA	W102-100	8-1	7-2	15-3	Duncan-23	Duncan-21	Parker-7	Harden-31	17,318
Dec 7	INDIANA	L100-111	8-2	7-2	15-4	Leonard-18	Duncan-6	Mills-6	Ginobili-7	18,581
Dec 10	Toronto	W116-103	8-2	8-2	16-4	Ginobili-19	Leonard-7	Parker-5	Teague-19	17,702
Dec 11	Milwaukee	W109- 77	8-2	9-2	17-4	Duncan-21	Duncan-16	Parker-5	George-28	18,581
Dec 13	MINNESOTA	W117-110	9-2	9-2	18-4	Parker-29	Duncan-14	Walters-18	Johnson-19	17,086
Dec 14	Utah	W108- 84	9-2	10-2	19-4	Duncan-22	Duncan-12	Parker-7	DeRozan-19	11,087
Dec 16	L.A. Clippers	L 92-115	9-2	10-3	19-5	Duncan-17	Duncan-11	Parker-6	Love-42	18,581
Dec 18	Phoenix	W108-101	9-2	11-3	20-5	Ginobili-24	Duncan-13	Ginobili-7	Burke-20	19,330
Dec 19	Golden State	L104-102	9-2	12-3	21-5	Belinelli-28	Leonard-10	Dia-6	Griffin-27	18,253
Dec 21	OKLAHOMA CITY	L100-113	9-3	12-3	21-6	Parker-23	Splitter-11	Parker-8	Frye-22	13,661
Dec 23	TORONTO	W112- 99	10-2	12-3	22-6	Parker-26	Duncan-12	Parker-8	Ross-23	19,596
Dec 25	HOUSTON	L 98-111	10-4	12-3	22-7	Ginobili-22	Duncan-14	Dia-5	Westbrook-31	18,581
Dec 26	Dallas	W116-107	10-4	13-3	23-7	Parker-23	Duncan-13	Dia-5	Lowry-23	18,581
Dec 29	SACRAMENTO	W112-104	11-4	13-3	24-7	Parker-18	Duncan-13	Dia-7	Howard-28	20,305
Dec 31	BROOKLYN	W113- 92	12-4	13-3	25-7	Parker-18	Ayres-8	Parker-6	Cousins-29	18,581
Jan 2	NEW YORK	L101-105	12-5	13-3	25-8	Belinelli-32	Duncan-7	Ginobili-12	Plumlee-15	17,409
Jan 7	L.A. CLIPPERS	W116- 92	13-5	13-3	26-8	Splitter-22	Duncan-11	Parker-9	Livingston-15	18,581
Jan 7	Memphis	W110-108 (OT)	13-5	14-3	27-8	Duncan-24	Duncan-17	Parker-6	Shumpert-27	18,581
Jan 8	DALLAS	W112- 90	14-5	14-3	28-8	Parker-25	Duncan-13	Ginobili-4	Anthony-27	18,581
Jan 12	MINNESOTA	W104- 86	15-5	14-3	29-8	Leonard-17	Duncan-8	Parker-7	Crawford-24	18,581
Jan 13	New Orleans	L101- 95	15-5	15-3	30-8	Parker-27	Duncan-8	Parker-6	Conley-30	15,916
Jan 15	UTAH	W109-105	16-6	15-3	31-8	Parker-29	Duncan-8	Parker-9	Ellis-21	18,581
Jan 17	PORTLAND	L100-109	16-6	15-3	31-9	Leonard-29	Duncan-13	Ginobili-5	Pekovic-22	18,098
Jan 19	MILWAUKEE	L101- 82	17-6	15-3	32-9	Mills-20	Duncan-13	Mills-7	Davis-22	15,552
Jan 22	OKLAHOMA CITY	L105-111	17-7	15-3	32-10	Parker-37	Duncan-13	Ginobili-7	Kanter-25	17,717
Jan 24	Atlanta	W105- 79	17-7	16-3	33-10	Dia-21	Duncan-16	Parker-7	Aldridge-26	18,581
Jan 26	Miami	L101-113	17-7	16-4	33-11	Duncan-23	Baynes-6	Parker-7	Knight-21	18,096
Jan 28	Houston	L 90- 97	17-7	16-5	33-12	Dia-22	Duncan-14	Joseph-5	Durant-36	18,581
Jan 29	CHICAGO	L 86- 96	17-8	16-5	33-13	Parker-20	Duncan-12	Parker-6	Millsap-15	17,601
Feb 1	SACRAMENTO	W 95- 93	18-8	16-5	34-13	Duncan-23	Duncan-17	Parker-9	Bosh-24	19,683
Feb 3	New Orleans	W102- 95	18-8	17-5	35-13	Parker-32	Duncan-7	Parker-9	Howard-23	18,314
Feb 5	Washington	W125-118 (2OT)	18-8	18-5	36-13	Duncan-31	Duncan-7	Parker-5	Su-21	18,581
Feb 6	Brooklyn	L 89-103	18-8	18-6	36-14	Joseph-18	Green-8	Green-3	Thomas-26	18,581
Feb 8	Charlotte	W104-100	18-8	19-6	37-14	Mills-32	Duncan-12	Joseph-3	Morrow-20	17,086
Feb 10	Detroit	L100-109	18-8	19-7	37-15	Belinelli-20	Duncan-8	Joseph-9	Wall-29	15,791
Feb 12	Boston	W104- 92	18-8	20-7	38-15	Duncan-25	Belinelli-11	Belinelli-8	Jennings-26	19,084
Feb 18	L.A. Clippers	W113-103	18-8	21-7	39-15	Mills-25	Green-7	Joseph-4	Jennings-21	13,628
Feb 19	Portland	W111-109	18-8	22-7	40-15	Mills-29	Green-7	Joseph-4	Rondo-16	17,922
Feb 21	Phoenix	L 85-106	18-8	22-8	40-16	Green-15	Mills-6	Belinelli-4	Rodriguez-15	19,257
Feb 26	DETROIT	W120-110	19-8	22-8	41-16	Belinelli-20	Baynes-6	Ginobili-9	Lillard-31	20,057
Feb 28	CHARLOTTE	W 92- 82	20-8	22-8	42-16	Parker-20	Duncan-16	Dia-7	Mark Morris-21	18,422
Mar 2	DALLAS	W112-106	21-8	22-8	43-16	Parker-22	Dia-10	Parker-7	Smith-24	18,581
Mar 4	Cleveland	W122-101	21-8	23-8	44-16	Green-24	Duncan-8	Ginobili-6	Jefferson-20	18,581
Mar 6	MIAMI	W111- 87	22-8	23-8	45-16	Duncan-23	Duncan-8	Ginobili-6	Novitski-22	18,581
Mar 8	ORLANDO	W121-112	23-8	23-8	46-16	Parker-30	Duncan-10	Parker-5	Walters-24	17,966
Mar 11	Chicago	W104- 96	23-8	24-8	47-16	Ginobili-22	Leonard-9	Ginobili-5	Harris-23	18,581
Mar 12	PORTLAND	W103- 90	24-8	24-8	48-16	Mills-15	Duncan-11	Parker-5	Augustin-24	21,634
Mar 14	L.A. LAKERS	W115- 85	25-8	24-8	49-16	Green-15	Boomer-10	Joseph-7	Lillard-23	18,581
Mar 16	UTAH	W122-104	26-8	24-8	50-16	Belinelli-21	Splitter-10	Parker-7	Bosh-24	18,581
Mar 19	L.A. Lakers	W125-109	26-8	25-8	51-16	Parker-25	Duncan-16	Duncan-6	Favors-28	18,422
Mar 21	Sacramento	W 99- 79	26-8	26-8	52-16	Belinelli-17	Splitter-11	Duncan-6	Henry-24	18,997
Mar 22	Golden State	W 99- 90	26-8	27-8	53-16	Parker-20	Splitter-14	Parker-5	Thomas-18	17,317
Mar 24	PHILADELPHIA	W113- 91	27-8	27-8	54-16	Daye-22	Joseph-7	Belinelli-8	Curry-20	19,596
Mar 26	DENVER	W108-103	28-8	27-8	55-16	Duncan-29	Duncan-13	Ginobili-7	Mills-5	18,581
Mar 28	Denver	W133-102	28-8	28-8	56-16	Belinelli-27	Splitter-12	Splitter-7	Carter-Williams-17	17,798
Mar 29	NEW ORLEANS	W 96- 80	29-8	28-8	57-16	Belinelli-18	Duncan-8	Duncan-6	Brooks-25	17,949
Mar 31	Indiana	W103- 77	29-8	29-8	58-16	Parker-22	Leonard-11	Dia-4	Foye-20	19,155
Apr 2	GOLDEN STATE	W111- 90	30-8	29-8	59-16	Parker-18	Duncan-8	Duncan-4	Roberts-18	18,581
Apr 3	Oklahoma City	L 94-106	30-8	29-9	59-17	Mills-21	Duncan-8	Leonard-3	George-16	18,165
Apr 6	MEMPHIS	W112- 92	31-8	29-9	60-17	Leonard-26	Mills-6	Joseph-5	Speights-28	18,581
Apr 8	Minnesota	L 91-110	31-8	29-10	60-18	Joseph-13	Leonard-6	Dia-5	Durant-28	18,203
Apr 10	Dallas	W109-100	31-8	30-10	61-18	Mills-26	Leonard-16	Ginobili-7	Parker-3	18,581
Apr 11	PHOENIX	W112-104	32-8	30-10	62-18	Green-33	Ayres-10	Dia-6	Johnson-20	18,581
Apr 14	Houston	L 98-104	32-8	30-11	62-19	Belinelli-17	Duncan-9	Dia-6	Rubio-23	10,117
Apr 16	L.A. LAKERS	L100-113	32-9	30-11	62-20	Leonard-14	Duncan-9	Splitter-8	Thomas-18	17,317

2014-15 RECAP



MARCO BELINELLI

RECORD

55-27, Third in Southwest Division

HONORS

Kawhi Leonard, Defensive Player of the Year

Tim Duncan, Third Team All-NBA

Kawhi Leonard, First Team

All-Defensive

Kawhi Leonard, First Team

All-Defensive

Tim Duncan, NBA All-Star

PLAYOFFS

Lost to LA Clippers, First Round, 3-4

SPURS LEADERS

Scoring: Kawhi Leonard 16.5 ppg

Rebounding: Tim Duncan 9.1 rpg

Assists: Tony Parker 4.9 apg

Head Coach: Gregg Popovich

Assistant Coaches: Ettore Messina, Jim Boylen, Ime Udoka,

Chip Engelland, Chad Forcier, Becky Hammon

2014-15 SEASON NOTES

• The Spurs finished the 2014-15 season with a 55-27 record, extending their NBA-record streak of 50-win seasons to 16. Additionally, the Spurs eclipsed the 55-win mark for the 18th time in franchise history, trailing only the Los Angeles Lakers (20) for the most 55-win seasons in NBA history.

• The trio of Tim Duncan, Tony Parker and Manu Ginobili set a new record for most career games played by a trio in NBA history, playing their 730th contest together at Oklahoma City on 4/7/15 and passing the Boston Celtics group of Larry Bird, Robert Parish and Kevin McHale. The Spurs "Big Three" have been teammates since the 2002-03 season and have played in 734 total games together, while their 539 career wins together stands as second-most in league history.

• Spurs head coach Gregg Popovich became the ninth coach in NBA history to record 1,000 career wins. Popovich is now the second coach all-time to record 1,000 wins with one franchise (Jerry Sloan), and the third-fastest coach to 1,000 victories (Phil Jackson, Pat Riley). Popovich also became the fifth coach in history to record 1,000 wins and an NBA Championship, and the third to capture 1,000 wins and five titles.

• The Spurs finished the regular season by winning 21 of the final 24 games overall, as well as winning 21 of their final 23 home games. The Silver and Black went on a season-high 11-game winning streak before dropping their final game at New Orleans on 4/15. San Antonio finished 18-4 after returning from their annual 'Rodeo Road Trip' that included nine-straight road games (2/8 to 2/28) with 8,084 total miles of travel.

• The Silver and Black were one of only two teams in the NBA that ranked in the Top 10 in the league in both offensive and defensive points-per-game (Atlanta). San Antonio ranked seventh in points-per-game (103.2), while they were third in opposing point-per-game (97.0). The Spurs held their opponents under 100 PPG for an NBA-record 20th straight season.

Through April 15 (55-27)

SAN ANTONIO SPURS

2014-2015 REGULAR SEASON STATISTICS


PLAYER				--FIELD GOALS--			--3-POINT FG--			--FREE THROWS--			--REBOUNDS--			AST	PF	DQ	STL	TO	BLK	PTS	AVG
	G	GS	MIN	FG	FGA	PCT	FG	FGA	PCT	FT	FTA	PCT	OFF	DEF	TOT								
Leonard	64	64	2033	394	822	.479	67	192	.349	202	252	.802	85	376	461	161	128	0	148	97	48	1057	16.5
Parker	68	68	1953	404	892	.453	88	247	.356	130	166	.783	15	114	129	335	108	0	44	146	2	976	14.4
Duncan	77	77	2227	419	819	.512	2	7	.286	230	311	.740	170	534	704	230	165	0	63	131	151	1070	13.9
D. Green	81	80	2312	322	738	.436	191	457	.418	111	127	.874	54	289	343	158	163	0	101	93	87	946	11.7
Ginobili	70	0	1587	251	589	.426	89	258	.345	147	204	.721	28	183	211	293	138	0	67	154	20	738	10.5
Belinelli	62	9	1388	199	470	.423	86	230	.374	84	99	.848	26	131	157	94	85	0	31	61	3	568	9.2
Diaw	81	15	1984	291	632	.460	54	169	.320	72	93	.774	78	270	348	233	148	0	36	126	23	708	8.7
Splitter	52	35	1030	169	303	.558	0	0	---	90	120	.750	91	161	252	78	103	0	35	60	37	428	8.2
Mills	51	0	801	128	336	.381	62	182	.341	33	40	.825	21	54	75	87	58	0	28	35	2	351	6.9
Joseph	79	14	1444	207	411	.504	16	44	.364	105	143	.734	44	148	192	188	105	0	46	67	17	535	6.8
Baynes	70	17	1122	185	327	.566	1	4	.273	90	104	.865	109	209	318	35	162	3	16	65	22	461	6.6
Daye	26	4	268	40	115	.348	19	57	.333	4	4	1.000	6	55	61	9	30	0	8	18	3	103	4.0
Bonner	72	19	935	94	230	.409	46	126	.365	30	37	.811	29	86	115	47	65	0	10	11	12	264	3.7
Ayres	51	0	383	55	95	.579	0	0	---	27	36	.750	37	80	117	14	60	0	8	26	8	137	2.7
Anderson	33	8	358	31	89	.348	3	11	.273	9	14	.643	5	67	72	28	28	0	15	10	7	74	2.2
J. Green	4	0	25	4	7	.571	0	2	.000	0	0	---	3	3	6	0	6	0	0	2	2	8	2.0
Williams	20	0	105	15	39	.385	3	19	.158	4	4	1.000	5	12	17	10	12	0	1	2	0	37	1.9
SPURS	82	-	19955	3208	6854	.468	677	1847	.367	1368	1754	.780	806	2772	3578	2000	1564	3	657	1146	444	8461	103.2
OPPONENTS	82	-	19955	3044	6861	.444	558	1550	.360	1307	1754	.745	813	2643	3456	1699	1613	6	648	1167	362	7953	97.0

PLAYER	-- SINGLE-GAME HIGHS --						----- AVERAGE PER GAME -----														-- CAREER HIGHS (C=SET, T=TIED THIS SEASON) --									
	MIN	REB	AST	ST	TO	PTS	MIN	REB	AST	STL	TO	BLK	PTS	FG	FGA	FT	FTA	REB	AST	PTS	MIN	REB	AST	PTS						
Leonard	44	15	7	7	5	6	26	31.8	7.2	2.5	2.31	1.5	0.75	16.5	12	20C	10C	12C	16	7C	26T									
Parker	43	6	13	3	7	1	32	28.7	1.9	4.9	0.65	2.1	0.03	14.4	22	36	14	17	12	17	55									
Duncan	48	18	10	3	6	6	32	28.9	9.1	3.0	0.82	1.7	1.96	13.9	19	34	17	24	27	11	53									
D. Green	52	12	5	5	4	5	27	28.5	4.2	2.0	1.25	1.1	1.07	11.7	12	21C	9C	10C	12C	7	33									
Ginobili	41	8	13	3	6	4	28	22.7	3.0	4.2	0.96	2.2	0.29	10.5	16	27	18	19	15	15	48									
Belinelli	43	7	6	2	5	1	22	22.4	2.5	1.5	0.50	1.0	0.05	9.2	12	22	11	12	11	8	32									
Diaw	39	13	9	3	5	2	23	24.5	4.3	2.9	0.44	1.6	0.28	8.7	15	24	10	10	16	16	31									
Splitter	31	14	4	3	4	3	23	19.8	4.8	1.5	0.67	1.2	0.71	8.2	11	14C	9	12	14T	7	26									
Mills	29	5	5	2	5	1	19	15.7	1.5	1.7	0.55	0.7	0.04	6.9	14	26	8	9	10	12	34									
Joseph	43	8	7	4	4	2	20	18.3	2.4	2.4	0.58	0.8	0.22	6.8	9C	15C	7T	9C	8C	9	20C									
Baynes	32	12	3	1	4	2	18	16.0	4.5	0.5	0.23	0.9	0.31	6.6	7	12C	9C	9C	12C	3T	18C									
Daye	36	11	3	3	2	2	22	10.3	2.3	0.3	0.31	0.7	0.12	4.0	10	18	6	8	11T	5	28									
Bonner	32	8	3	2	2	4	18	13.0	1.6	0.7	0.14	0.2	0.17	3.7	10	17	8C	8T	17	5	28									
Ayres	23	8	2	2	3	2	16	7.5	2.3	0.3	0.16	0.5	0.16	2.7	11	15	6C	7C	14	4	23									
Anderson	34	9	4	3	2	1	15	10.9	2.2	0.8	0.45	0.3	0.21	2.2	6C	8C	3C	5C	9C	4C	15C									
J. Green	15	3	0	0	1	2	8	6.2	1.5	0.0	0.00	0.5	0.50	2.0	6	11	2	2	8	1	13									
Williams	12	4	2	1	1	0	8	5.3	0.9	0.5	0.05	0.1	0.00	1.9	12	22	9	10	9	8	31									
SPURS	315	60	38	15	22	11	130	243.4	43.6	24.4	8.01	14.0	5.41	103.2	68	127	45	57	75	50	171									
OPPONENTS	315	58	29	15	25	13	129	243.4	42.1	20.7	7.90	14.2	4.41	97.0	68	130	46	58	77	50	166									

55-27 (THIRD IN SOUTHWEST DIVISION)

Date	Opponent	Team/Opp	Home	Road	Total	High Scoring	High Rebounds	High Assists	Opponent Scoring	Atten.
Oct 28	DALLAS	W101-100	1-0	0-0	1-0	Parker-23	Duncan-13	Ginobili-6	Ellis-26	19,615
Oct 31	@Phoenix	L 89- 94	1-0	0-1	1-1	Parker-19	Duncan-9	Dia-6	Thomas-23	15,050
Nov 5	ATLANTA	W 94- 92	2-0	0-1	2-1	Duncan-17	Duncan-13	Parker-7	Millsap-17	18,581
Nov 6	@Houston	L 81- 98	2-0	0-2	2-2	Parker-17	Baynes-12	Leonard-5	Howard-32	18,311
Nov 8	NEW ORLEANS	L 99-100	2-1	0-2	2-3	Parker-28	Leonard-14	Parker-4	Davis-27	18,581
Nov 10	BLA. CLIPPERS	W 89- 85	2-1	1-2	3-3	Leonard-26	Duncan-14	Parker-5	Griffin-23	19,313
Nov 11	@Golden State	W113-100	4-1	2-2	6-3	Parker-28	Duncan-13	Parker-3	Thompson-29	19,596
Nov 14	BLA. LAKERS	W 93- 80	2-1	3-2	5-3	Joseph-14	Duncan-11	Parker-6	Boozer-19	18,997
Nov 15	@Sacramento	L 91- 94	2-1	3-3	5-4	Ginobili-21	Duncan-8	Parker-6	Cousins-25	17,317
Nov 17	PHILADELPHIA	W100- 75	3-1	3-3	6-4	Bonner-18	Duncan-11	Parker-5	Carter-Williams-1618,581	
Nov 19	@CLEVELAND	W 92- 90	3-1	4-3	7-4	Diaw-19	Leonard-10	Parker-7	Varejao-23	20,562
Nov 21	@Minnesota	W121- 92	3-1	5-3	8-4	Duncan-19	Daye-11	Parker-5	Bennett-20	12,414
Nov 22	BROOKLYN	W 99- 87	4-1	5-3	9-4	Parker-22	Duncan-10	Parker-7	Williams-24	18,581
Nov 26	INDIANA	W106-100	5-1	5-3	10-4	Ginobili-18	Leonard-13	Parker-6	Stuckey-22	18,581
Nov 28	SACRAMENTO	W112-104	6-1	5-3	11-4	Parker-27	Duncan-8	Ginobili-8	Gay-23	18,581
Nov 30	@Boston	W111- 89	6-1	6-3	12-4	D. Green-18	Duncan-8	Parker-9	Green-16	17,121
Dec 1	@Philadelphia	W109-103	13-1	7-3	20-4	Leonard-20	Leonard-10	Joseph-6	Carter-Williams-2412,843	
Dec 3	@Brooklyn	L 93- 95 (OT)	6-1	7-4	13-5	D. Green-20	Duncan-17	Parker-6	Teletovic-26	15,989
Dec 5	@Memphis	W107-101	6-1	8-4	14-5	Ginobili-17	Duncan-10	Parker-5	Gasol-28	18,119
Dec 6	MINNESOTA	W123-101	7-1	8-4	15-5	Belinelli-20	Duncan-12	Belinelli-6	LaVine-22	18,581
Dec 9	@Utah	L 96-100	12-1	8-5	20-6	Duncan-25	Duncan-14	Joseph-5	Antetokounmpo-19	18,581
Dec 10	NEW YORK	W109- 95	8-1	8-5	16-6	Belinelli-22	Ayres-6	Joseph-5	Hardaway-23	18,581
Dec 12	LA. LAKERS	L110-112 (OT)	8-2	8-5	16-7	Duncan-19	Duncan-18	Joseph-5	Young-29	18,581
Dec 14	@Denver	W 99- 91	8-2	9-5	17-7	Leonard-18	Duncan-9	Ginobili-6	Afflalo-31	16,544
Dec 15	@Portland	L 95-108	8-2	9-6	17-8	Leonard-21	Leonard-9	Diaw-9	Lillard-23	19,441
Dec 17	MEMPHIS	L116-117 (3OT) 8-2	9-6	17-9	D. Green-25	Baynes-9	Duncan-16	Ginobili-8	Aldridge-23	18,581
Dec 19	PORTLAND	L119-129 (3OT) 8-4	9-6	17-10	Duncan-32	D. Green-10	Joseph-7	Parker-8	Lillard-43	18,581
Dec 20	@Dallas	L 93- 99	8-4	9-7	17-11	Belinelli-21	Duncan-10	Diaw-4	Ellis-38	20,504
Dec 22	LA. CLIPPERS	W125-118	9-4	9-7	18-11	Parker-26	Baynes-10	Ginobili-10	Paul-25	18,581
Dec 23	OKLAHOMA CITY	L106-114	9-5	9-7	18-12	Bonner-17	Ginobili-7	Ginobili-13	Westbrook-34	18,581
Dec 26	@New Orleans	L 90- 97	9-5	9-8	18-13	Joseph-20	Splitter-7	Joseph-5	Davis-22	18,376
Dec 28	HOUSTON	W110-106	10-5	9-8	19-13	D. Green-24	Duncan-8	Ginobili-5	Anderson-22	18,581
Dec 30	@Memphis	L 87- 95	10-5	9-9	19-14	Joseph-18	Duncan-10	Joseph-4	Harden-28	18,581
Dec 31	NEW ORLEANS	W 95- 93 (OT)	11-5	9-9	20-14	Ginobili-26	Duncan-10	Ginobili-4	Conley-30	18,119
Jan 3	WASHINGTON	W101- 92	12-5	9-9	21-14	Joseph-19	Duncan-9	Joseph-5	Beal-15	18,581
Jan 6	DETROIT	L104-105	12-6	9-9	21-15	Ayres-16	Duncan-7	Ginobili-8	Drummond-20	18,581
Jan 9	PHOENIX	W100- 95	13-6	9-9	22-15	D. Green-20	Splitter-7	Joseph-5	Tucker-19	18,581
Jan 10	@Minnesota	W108- 93	13-6	10-9	23-15	Daye-22	Splitter-14	Diaw-5	Bledsoe-19	18,581
Jan 13	@Washington	L 93-101	13-6	10-10	23-16	Parker-14	Daye-10	Duncan-5	LaVine-19	17,871
Jan 14	@Charlotte	W 98- 93	13-6	11-10	24-16	Ginobili-17	Duncan-10	Joseph-5	Wall-25	18,116
Jan 16	PORTLAND	W110- 96	14-6	11-10	25-16	Leonard-20	Duncan-12	Joseph-5	Walker-28	17,309
Jan 18	UTAH	W 89- 69	15-6	11-10	26-16	Splitter-14	Leonard-8	Parker-5	Faried-26	18,581
Jan 20	@Denver	W109- 99	15-6	12-10	27-16	Parker-18	Leonard-15	Ginobili-8	Robert-13	18,581
Jan 22	@Chicago	L 81-104	15-6	12-11	27-17	Leonard-16	Duncan-12	Mills-4	Rose-22	21,648
Jan 23	LA. LAKERS	W 99- 85	16-6	12-11	28-17	Parker-17	Splitter-7	Parker-4	Young-17	18,581
Jan 25	MILWAUKEE	W101- 95	17-6	12-11	29-17	Duncan-20	Leonard-4	Parker-5	Middleton-21	18,581
Jan 28	CHARLOTTE	W 95- 86	18-6	12-11	30-17	Parker-17	Leonard-8	Parker-5	Henderson-18	18,581
Jan 31	LA. CLIPPERS	L 85-105	18-7	12-11	30-18	Leonard-24	Duncan-4	Parker-8	Griffin-31	18,581
Feb 4	ORLANDO	W110-103	19-7	12-11	31-18	Duncan-26	Duncan-10	Ginobili-10	Vucevic-25	18,581
Feb 6	MIAMI	W 89- 85	20-7	12-11	32-18	Duncan-24	Duncan-12	Ginobili-9	Johnson-18	18,581
Feb 8	@Toronto	L 82- 87	20-7	12-12	32-19	Duncan-24	Duncan-12	Duncan-5	J. Johnson-20	19,800
Feb 9	@Indiana	W 95- 93	20-7	13-12	33-19	Parker-19	D. Green-12	Parker-6	Stuckey-18	16,691
Feb 11	@Detroit	W104- 87	20-7	14-12	34-19	D. Green-19	Duncan-11	Parker-6	Augustin-22	14,617
Feb 19	BLA. CLIPPERS	L115-119	20-7	14-13	34-20	Duncan-30	Duncan-11	Parker-3	Jordan-26	19,358
Feb 20	@Golden State	L 99-110	20-7	14-14	34-21	Leonard-12	Baynes-10	Parker-6	Crawford-26	19,596
Feb 23	@Utah	L 81- 90	20-7	14-15	34-22	Duncan-14	Duncan-10	Parker-4	Burke-23	18,782
Feb 25	@Portland	L 95-111	20-7	14-16	34-23	Parker-20	Leonard-8	Parker-4	Matthews-31	19,650
Feb 27	@Sacramento	W107- 96	20-7	15-16	35-23	Duncan-19	Duncan-8	Diaw-4	McLemore-21	17,317
Feb 28	@Phoenix	W101- 74	20-7	16-16	36-23	Leonard-22	Duncan-10	Ginobili-7	Marc. Morris-19	18,055
Mar 4	SACRAMENTO	W112- 85	21-7	16-16	37-23	Leonard-21	Ayres-7	Duncan-4	Cousins-14	18,581
Mar 6	DENVER	W120-111	22-7	16-16	38-23	Leonard-25	Leonard-8	Parker-7	Lawson-23	18,581
Mar 8	CHICAGO	W116-105	23-7	16-16	39-23	Parker-32	Duncan-8	Duncan-3	Gasol-23	18,581
Mar 10	TORONTO	W107-107	24-7	16-16	40-23	Leonard-24	Duncan-13	Belinelli-3	Young-32	18,581
Mar 12	CLEVELAND	L125-128 (OT)	24-8	16-16	40-24	Parker-31	Duncan-8	Parker-8	Inging-27	18,581
Mar 15	MINNESOTA	W123- 97	25-8	16-16	41-24	Leonard-15	Diaw-8	Parker-8	Martin-19	18,581
Mar 17	@New York	L100-104 (OT)	25-8	16-17	41-25	Parker-21	Splitter-13	Parker-6	Galloway-22	19,812
Mar 18	MILWAUKEE	W114-103	25-8	17-17	42-25	D. Green-20	Duncan-7	Parker-7	Antetokounmpo-19	14,831
Mar 20	BOSTON	W101- 89	26-8	17-17	43-25	Leonard-22	D. Green-8	Parker-7	Turner-17	18,581
Mar 22	@Atlanta	W114- 95	26-8	18-17	44-25	Splitter-23	Leonard-10	Leonard-7	Millsap-22	19,193
Mar 24	@Dallas	L 94-101	26-8	18-18	44-26	Leonard-19	Leonard-9	Tied with-3	Ellis-38	20,328
Mar 25	OKLAHOMA CITY	W130- 91	27-8	18-18	45-26	Parker-21	Ayres-8	Parker-6	Kanter-16	18,581
Mar 27	DALLAS	W 94- 76	28-8	18-18	46-26	Diaw-19	Duncan-13	Ginobili-6	Westbrook-16	18,581
Mar 29	MEMPHIS	W103- 89	29-8	18-18	47-26	Leonard-25	Leonard-10	Parker-6	Ellis-10	18,581
Mar 31	@Miami	W 95- 81	29-8	19-18	48-26	Leonard-22	Duncan-11	Parker-5	Randolph-20	18,581
Apr 1	@Orlando	W103- 91	29-8	20-18	49-26	Baynes-18	Leonard-10	Parker-4	G. Dragic-19	20,047
Apr 3	DENVER	W123- 93	30-8	20-18	50-26	D. Green-21	Joseph-7	Diaw-4	Oladiipo-24	17,229
Apr 5	GOLDEN STATE	W107- 92	31-8	20-18	51-26	Leonard-26	Splitter-7	Parker-9	Gallinari-20	18,581
Apr 7	@Oklahoma Cit	W113- 88	31-8	21-18	52-26	Leonard-26	Duncan-7	Ginobili-5	Curry-24	18,581
Apr 8	HOUSTON	W110- 98	32-8	21-18	53-26	Parker-27	Duncan-9	Parker-5	Westbrook-17	18,203
Apr 10	@Houston	W104-103	32-8	22-18	54-26	Duncan-29	Baynes-12	Diaw-6	Harden-22	18,581
Apr 12	PHOENIX	W107- 91	33-8	22-18	55-26	Duncan-22	Duncan-10	Ginobili-4	Smith-20	18,457
Apr 15	@New Orleans	L103-108	33-8	22-19	55-27	Parker-23	Duncan-10	Parker-6	Green-23	18,581
									Davis-31	18,524

2015-16 RECAP



LaMARCUS ALDRIDGE

RECORD

67-15, First in Southwest Division

HONORS

Kawhi Leonard, Defensive Player of the Year

Kawhi Leonard, First Team All-NBA

LaMarcus Aldridge, Third Team All-NBA

Kawhi Leonard, First Team

All-Defensive

Kawhi Leonard, NBA All-Star

LaMarcus Aldridge, NBA All-Star

R.C. Buford, Executive of the Year

PLAYOFFS

Defeated Memphis, First Round, 4-0

Lost to Oklahoma City, Western Conference Semifinals, 2-4

SPURS LEADERS

Scoring: Kawhi Leonard 21.2 ppg

Rebounding: LaMarcus Aldridge 8.5 rpg

Assists: Tony Parker 5.3 apg

Head Coach: Gregg Popovich

Assistant Coaches: Ettore Messina, Ime Udoka, James Borrego

Chip Engelland, Chad Forcier, Becky Hammon

2015-16 SEASON NOTES

• With a final record of 67-15, the Spurs produced their most wins in a season, passing the 2005-06 Spurs who finished 63-19. San Antonio became just the 12th team in NBA history to win 67+ games in a season and tied for the seventh best season ever. The Silver and Black finished with the second best overall record in the NBA, a franchise-best 40-1 at home and registered victories in 64 of their final 77 games.

• The Spurs set an NBA record by becoming the first team in league history to start a season 38-0 at home, beating New Orleans on 3/30. The Silver and Black reached 39 straight wins to start and finished 40-1 tying the 1985-86 Boston Celtics for most home wins in a single-season in NBA history. Overall, San Antonio won a franchise-best 48 straight regular season games at home dating back to last season. The 48-game win streak ranks San Antonio second on the all-time longest home winning streaks in NBA history. The Spurs trailed for only 23 minutes and 13 seconds in 492 minutes played in fourth quarters at home this season.

• The Spurs finished the regular season with the league's top net efficiency rating this season (11.8). San Antonio's defense allowed a league-low 96.6 points per 100 possessions, while also finishing with the third-best offensive rating of 108.4 points scored per 100 possessions.


• The "Big Three" of Tim Duncan, Manu Ginobili and Tony Parker became the all-time winningest trio in NBA history when they recorded their 541st victory together with the Spurs' 95-87 win against the Boston Celtics on 11/1/15. The trio set a new record for most games played by a trio in NBA history by playing their 730th career game together at Oklahoma City on 4/7/15. The Spurs "Big Three" were teammates from 2002-16.

• Tim Duncan became just the third player in NBA history to record 1,000 regular season wins when the Spurs defeated Utah on 4/5/16 in Salt Lake City. Duncan joined Kareem Abdul-Jabbar and Robert Parish as the only players on the list. Earning his 1,000th win in his 1,389th contest made Duncan the fastest player ever in NBA history to win 1,000 games. Duncan also passed John Stockton as the NBA leader in most wins with one team when the Spurs defeated the New York Knicks 94-84 at Madison Square Garden on 11/2/15. The win marked No. 954 for Duncan with the Silver and Black.

PLAYER	-FIELD GOALS-					-3-POINT FG--					-FREE THROWS-					--REBOUNDS--					PF	DQ	STL	TO	BLK	PTS	AVG
	G	GS	MIN	FG	FGA	PCT	FG	FGA	PCT	FT	FTA	PCT	OFF	DEF	TOT	AST	PF	DQ	STL	TO	BLK						
Leonard	72	72	2380	551	1090	.506	129	291	.443	292	334	.874	95	398	493	186	133	0	128	105	71	1523	21.2				
Aldridge	74	74	2261	536	1045	.513	0	16	.000	259	302	.858	176	456	632	110	151	0	38	99	81	1331	18.0				
Parker	72	72	1980	350	710	.493	27	65	.415	130	171	.760	17	159	176	379	114	0	54	131	11	857	11.9				
Ginobili	58	0	1134	197	435	.453	70	179	.391	91	112	.813	26	120	146	177	99	0	66	99	11	555	9.6				
Martin (TOT)	55	13	1095	156	419	.372	49	136	.360	153	172	.890	14	96	110	58	83	0	26	54	3	514	9.3				
Martin (SA)	16	1	261	30	85	.353	11	33	.333	28	30	.933	4	25	29	12	15	0	9	13	2	99	6.2				
Duncan	61	60	1536	215	441	.488	0	2	.000	92	131	.702	115	332	447	163	125	0	47	90	78	522	8.6				
Mills	81	3	1662	260	612	.425	123	320	.384	47	58	.810	27	131	158	226	102	0	59	76	6	690	8.5				
Green	79	79	2062	211	561	.376	116	349	.332	34	46	.739	48	255	303	141	141	0	79	75	64	572	7.2				
West	78	19	1404	244	448	.545	3	7	.429	63	80	.788	72	237	309	143	142	1	44	68	55	554	7.1				
Diaw	76	4	1386	202	383	.527	25	69	.362	56	76	.737	58	175	233	176	102	0	26	97	21	485	6.4				
Simmons	55	2	813	122	242	.504	18	47	.383	69	92	.750	16	80	96	58	103	0	24	53	5	331	6.0				
Marjanovic	54	4	508	105	174	.603	0	0	---	87	114	.763	73	121	194	21	54	0	12	29	23	297	5.5				
Anderson	78	11	1245	138	295	.468	12	37	.324	62	83	.747	25	219	244	123	97	0	60	59	29	350	4.5				
Miller (TOT)	39	4	461	59	106	.557	2	8	.250	24	32	.750	12	39	51	87	46	0	16	37	0	144	3.7				
Miller (SA)	13	4	181	23	48	.479	1	4	.250	9	13	.692	6	21	27	29	14	0	7	12	0	56	4.3				
Butler	46	0	432	49	104	.471	15	49	.306	11	16	.688	3	53	56	24	11	0	13	8	23	124	2.7				
Bonner	30	2	206	29	57	.509	15	34	.441	3	4	.750	3	24	27	9	16	0	6	3	1	76	2.5				
McCallum	31	3	256	27	67	.403	5	16	.313	9	10	.900	6	25	31	33	14	0	5	11	4	68	2.2				
SPURS	82	-	19705	3289	6797	.484	570	1518	.375	1342	1672	.803	770	2831	3601	2100	1433	1	677	1071	485	8490	103.5				
OPPONENTS	82	-	19705	2928	6709	.436	541	1634	.331	1221	1611	.758	747	2576	3323	1707	1597	3	592	1214	317	7618	92.9				

PLAYER	-- SINGLE-GAME HIGHS --							-- AVERAGE PER GAME --							-- CAREER HIGHS (C=SET, T=TIED THIS SEASON) --													
	MIN	REB	AST	STL	TO	BLK	PTS	MIN	REB	AST	STL	TO	BLK	PTS	FG	FGA	FT	FTA	REB	AST	PTS	FG	FGA	FT	FTA	REB	AST	PTS
Leonard	40	14	7	5	4	5	33	33.0	6.8	2.6	1.78	1.5	0.99	21.2	13C	24C	12C	15C	16	7	33C							
Aldridge	38	19	5	4	5	36	30.6	8.5	1.5	0.51	1.3	1.09	18.0	17	31	16	19	25	8	44								
Parker	37	8	16	4	5	2	31	27.5	2.4	5.3	0.75	1.8	0.15	11.9	22	36	14	17	12	17	55							
Ginobili	29	8	8	5	4	2	22	19.6	2.5	3.1	1.14	1.7	0.19	9.6	16	27	18	19	15	15	48							
Martin (TOT)	41	7	6	2	6	1	37	19.9	2.0	1.1	0.47	1.0	0.05	9.3	14T	31	23	26	12	9	50							
Martin (SA)	34	6	4	2	3	1	17	16.3	1.8	0.8	0.56	0.8	0.13	6.2														
Duncan	36	18	7	4	4	6	21	25.2	7.3	2.7	0.77	1.5	1.28	8.6	19	34	17	24	27	11	53							
Mills	31	7	8	4	3	1	22	20.5	2.0	2.8	0.73	0.9	0.07	8.5	14	26	8	9	10	12	34							
Green	39	8	5	4	4	4	18	26.1	3.8	1.8	1.00	0.9	0.81	7.2	12	21	9	10	12	7	33							
West	32	13	7	3	5	18	18.0	4.0	1.8	0.56	0.9	0.71	7.1	18	30	13	15	20	10	44								
Diaw	35	8	7	2	6	3	20	18.2	3.1	2.3	0.34	1.3	0.28	6.4	15	24	10	10	16	16	31							
Simmons	35	7	4	2	5	1	19	14.8	1.7	1.1	0.44	1.0	0.09	6.0	7C	14C	6C	9C	7C	4C	19C							
Marjanovic	37	13	2	2	4	2	22	9.4	3.6	0.4	0.22	0.5	0.43	5.5	9C	12C	8C	8C	13C	2C	22C							
Anderson	36	11	7	5	4	2	15	16.0	3.1	1.6	0.77	0.8	0.37	4.5	7C	14C	4C	5C	11C	7C	15T							
Miller (TOT)	34	8	8	3	4	0	13	11.8	1.3	2.2	0.41	0.9	0.00	3.7	22	31	16	17	12	22	52							
Miller (SA)	28	8	5	3	3	0	13	13.9	2.1	2.2	0.54	0.9	0.00	4.3														
Butler	27	6	3	3	1	2	12	9.4	1.2	0.5	0.28	0.2	0.50	2.7	12	24	8	10	11	6	33							
Bonner	24	5	3	1	1	1	10	6.9	0.9	0.3	0.20	0.1	0.03	2.5	10	17	8	8	17	5	28							
McCallum	29	5	5	2	2	2	11	8.3	1.0	1.1	0.16	0.4	0.13	2.2	12	22	5	9	9	10	27							
SPURS	265	56	35	18	26	13	240	43.9	24.5	8.26	13.1	5.91	103.5	68	127	45	57	75	50	171								
OPPONENTS	265	56	33	15	28	11	220	240.3	40.5	20.8	7.22	14.8	3.87	92.9	68	130	46	58	77	51	166							

YEAR BY YEAR 245



DANNY GREEN

RECORD

61-21, First in Southwest Division

HONORS

Kawhi Leonard, First Team All-NBA
Kawhi Leonard, First Team
All-Defensive
Kawhi Leonard, NBA All-Star
LaMarcus Aldridge, NBA All-Star

PLAYOFFS

Defeated Memphis, First Round, 4-2
Defeated Houston, Western Conference Semifinals, 4-2
Lost to Golden State, Western Conference Finals, 0-4

SPURS LEADERS

Scoring: LaMarcus Aldridge 25.5 ppg
Rebounding: LaMarcus Aldridge 7.8 rpg
Assists: Tony Parker 4.5 apg
Head Coach: Gregg Popovich
Assistant Coaches: Ettore Messina, Ime Udoka, James Borrego
Chip Engelland, Will Hardy, Becky Hammon

2016-17 SEASON NOTES

- Finishing with a final record of 61-21, the Spurs won 60+ games in back-to-back seasons for the first time in franchise history. The 61 wins were the fourth-most ever recorded by the Silver & Black in a single season. Gregg Popovich became one of just three all-time NBA coaches with at least six 60-win seasons.
- On 2/13/17 in Indiana, the Spurs clinched their 42nd win of the 2016-17 season to secure their 20th winning season in a row, eclipsing the NBA record held by the Utah Jazz after their 19-year run from 1985-2004.
- San Antonio earned a 30-11 road record in 2016-17, tying the most victories the Spurs have ever recorded on the road in a single season in franchise history. The 30 wins equaled the fifth-best road mark in NBA league history.
- The Spurs had a knack for coming back throughout the 2016-17 campaign, posting a 22-12 record when trailing at the half. The 22 come-from-behind wins at the break marked the second-most recorded in NBA history for a single season, falling one shy of the 1983-84 Philadelphia 76ers, who had 23 such victories.
- Gregg Popovich captured career win number 1,128 in a victory over the Denver Nuggets on 2/4/17, surpassing former Utah Jazz head coach Jerry Sloan for the most wins with a single franchise in NBA history. Earlier in the season on 11/21/16, Popovich won his 1,100th career game, becoming the second-fastest coach in league history to reach the milestone behind Phil Jackson. Popovich finished the season with 1,150 wins.
- On the final night of the NBA season, forward-center Pau Gasol picked up his 20,000th career point to join Dirk Nowitzki as the only European players to reach 20,000 career points. Gasol is one of only four players in NBA history to reach 20,000 points, 10,000 rebounds, 3,500 assists and 1,500 blocks during his career along with Kareem Abdul-Jabbar, Kevin Garnett and Tim Duncan.

Through April 12 (61-21) SAN ANTONIO SPURS 2016-2017 REGULAR SEASON STATISTICS

PLAYER	--FIELD GOALS--										--3-PT FG--			--FREE THROWS--			--RECORDS--									
	G	GS	MIN	FG	FGA	PCT	FG	FGA	PCT	FT	FTA	PCT	OFF	DEF	TOT	AST	PF	DQ	STL	TO	BLK	PTS	AVG			
Leonard	74	74	2475	636	1312	.485	147	387	.380	469	533	.880	80	350	430	260	122	0	133	154	55	1888	25.5			
Aldridge	72	72	2335	500	1049	.477	23	56	.411	220	271	.812	172	351	523	139	158	0	46	98	88	1243	17.3			
Gasol	64	39	1627	303	604	.502	56	104	.538	130	184	.707	107	394	501	150	110	0	24	81	70	792	12.4			
Parker	63	63	1587	265	569	.466	23	69	.333	85	117	.726	9	104	113	285	92	0	34	89	2	638	10.1			
Mills	80	8	1754	273	621	.440	147	355	.414	66	80	.825	24	117	141	279	109	0	65	101	3	759	9.5			
Ginobili	69	0	1291	171	439	.390	89	227	.392	86	107	.804	28	129	157	183	119	0	82	96	16	517	7.5			
Green	68	68	1807	176	449	.392	118	311	.379	27	32	.844	31	193	224	124	120	0	70	76	57	497	7.3			
Lee	79	10	1477	248	420	.590	0	0	---	80	113	.708	149	292	441	123	125	0	31	82	40	576	7.3			
Simmons	78	8	1392	177	421	.420	30	102	.294	99	132	.750	20	140	160	126	146	1	47	76	25	483	6.2			
Dedmon	76	37	1330	161	259	.622	0	0	---	65	93	.699	129	367	496	44	180	1	37	61	61	387	5.1			
Bertans	67	6	808	103	234	.440	69	173	.399	28	34	.824	22	76	98	46	75	0	20	32	28	303	4.5			
Murray	38	8	322	50	116	.431	9	23	.391	21	30	.700	6	36	42	48	29	0	8	38	6	130	3.4			
Anderson	72	14	1020	93	209	.445	15	40	.375	45	57	.789	33	175	208	92	63	0	51	19	26	246	3.4			
Laprovittola	18	3	174	20	47	.426	10	27	.370	9	9	1.000	1	9	10	28	19	0	4	19	1	59	3.3			
Forbes	36	0	285	36	99	.364	17	53	.321	5	6	.833	2	21	23	24	20	0	1	11	0	94	2.6			
Anthony	19	0	122	10	16	.625	0	0	---	5	8	.625	8	23	31	3	11	0	2	4	6	25	1.3			
SPURS	82	-	19805	3222	6864	.469	753	1927	.391	1440	1806	.797	821	2777	3598	1954	1498	2	655	1101	484	8637	105.3			
OPPONENTS	82	-	19805	3032	6840	.443	668	1943	.344	1315	1705	.771	800	2600	3400	1757	1623	3	614	1184	333	8047	98.1			

-- SINGLE-GAME HIGHS --										-- AVERAGE PER GAME --										-- CAREER HIGHS (C=SET, T=TIED THIS SEASON) --									
PLAYER	MIN	REB	AST	ST	TO	BL	PTS	MIN	REB	AST	STL	TO	BLK	PTS	FG	FGA	FT	FTA	REB	AST	PTS	FG	FGA	FT	FTA	REB	AST	PTS	
Leonard	46	12	7	6	3	41	33.4	5.8	3.5	1.80	2.1	0.74	25.5	15.0	30.0	15.0	15.0	15.0	15.0	7.0	41	44							
Aldridge	44	14	6	3	5	33	32.4	7.3	1.9	0.64	1.4	1.22	17.3	17	31	16	19	25	8	41									
Gasol	38	14	6	3	5	4	24	25.4	7.8	2.3	0.38	1.3	1.09	12.4	17	30	15	20	22	14	46								
Parker	33	6	12	3	4	1	22	25.2	1.8	4.5	0.54	1.4	0.03	10.1	22	36	14	17	12	17	55								
Mills	37	8	10	4	4	1	23	21.9	1.8	3.5	0.81	1.3	0.04	9.5	14	26	8	9	10	12	34								
Ginobili	28	7	8	4	5	3	19	18.7	2.3	2.7	1.19	1.4	0.23	7.5	16	27	18	19	15	15	48								
Green	38	8	6	4	4	1	23	26.6	3.3	1.8	1.03	1.1	0.84	7.3	12	21	9	10	12	7	33								
Lee	36	16	6	2	4	2	18	18.7	5.6	1.6	0.39	1.0	0.51	7.3	16	29	12	14	22	11	37								
Simmons	38	6	5	3	4	2	20	17.9	2.1	1.6	0.60	1.0	0.32	6.2	80	190	70	9	7	50	200								
Dedmon	32	17	3	3	4	4	17	17.5	6.5	0.6	0.49	0.8	0.80	5.1	9	14	8	8	17	30	18								
Bertans	39	6	4	2	2	2	12.1	1.5	0.7	0.30	0.5	0.42	4.5	7	14	7	8	6	4	21									
Murray	34	6	1	4	2	24	8.5	1.1	1.3	0.21	1.0	0.16	3.4	7	11	7	7	6	6	24									
Anderson	38	10	6	5	3	2	14	14.2	2.9	1.3	0.71	0.5	0.36	3.4	7	14	6	6	11	7	15								
Laprovittola	22	4	5	2	3	1	11	9.7	0.6	1.6	0.22	1.1	0.06	3.3	4	6	3	3	4	50	111								
Forbes	29	3	5	1	3	0	27	7.9	0.6	0.7	0.03	0.3	0.00	2.6	100	190	30	30	30	6	270								
Anthony	30	9	1	1	2	7	6.4	1.6	0.2	0.11	0.2	0.32	1.3	6	9	7	8	16	3	13									
SPURS	265	59	38	14	23	15	134	241.5	43.9	23.8	7.99	13.4	5.90	105.3	68	127	45	57	75	50	171								
OPPONENTS	265	55	32	14	23	11	119	241.5	41.5	21.4	7.49	14.4	4.06	98.1	68	130	46	58	77	51	166								

61-21 (FIRST IN SOUTHWEST DIVISION)

Date	Opponent	Team/Opp	Home	Road	Total	High Scoring	High Rebounds	High Assists	Opponent Scoring	Atten.
Oct 25	@Golden State	W129-100	0-0	1-0	1-0	Leonard-35	Aldridge-14	Mills-5	Durant-27	19,596
Oct 27	@Sacramento	W102-94	0-0	2-0	2-0	Leonard-30	Anderson-8	Leonard-5	Cousins-37	17,608
Oct 29	NEW ORLEANS	W 98- 79	1-0	2-0	3-0	Leonard-20	Gasol-8	Mills-5	Moore-18	18,418
Oct 30	@Miami	W106-99	1-0	3-0	4-0	Leonard-27	Lee-11	Gasol-11	Davis-18	19,678
Nov 1	UTAH	L 91-106	1-1	3-0	4-1	Leonard-30	Gasol-8	Parker-6	Hill-22	18,418
Nov 4	@Utah	W100-86	1-1	4-0	5-1	Leonard-29	Leonard-11	Leonard-4	Hood-18	19,111
Nov 5	L.A. CLIPPERS	L 92-116	1-2	4-0	5-2	Aldridge-19	Aldridge-6	Mills-5	Griffin-28	18,418
Nov 9	HOUSTON	L 99-101	1-3	4-0	5-3	Leonard-34	Leonard-6	Laprovittola-5	Harden-24	18,418
Nov 11	DETROIT	W 96- 86	2-3	4-0	6-3	Gasol-21	Aldridge-12	Gasol-6	Drummond-20	18,418
Nov 12	@Houston	W106-100	2-3	5-0	7-3	Leonard-29	Leonard-10	Leonard-4	Gordon-27	19,055
Nov 14	MIAMI	W 94- 90	3-3	5-0	8-3	Leonard-30	Aldridge-12	Parker-6	Walters-27	18,418
Nov 16	@Sacramento	W110-105	3-3	6-0	9-3	Gasol-24	Aldridge-8	Parker-7	Cousins-26	17,608
Nov 18	@L.A. Lakers	W116-107	3-3	7-0	10-3	Aldridge-23	Leonard-12	Leonard-7	Williams-24	19,997
Nov 21	DALLAS	W 96- 91	4-3	7-0	11-3	Leonard-24	Leonard-9	Parker-7	Curry-23	18,418
Nov 23	@Charlotte	W119-114	4-3	8-0	12-3	Leonard-30	Gasol-8	Green-4	Walker-26	18,515
Nov 25	@Boston	W109-103	4-3	9-0	13-3	Leonard-25	Lee-12	Aldridge-4	Thomas-24	18,624
Nov 26	@Washington	W112-100	4-3	10-0	14-3	Aldridge-24	Gasol-10	Parker-4	Beal-25	17,066
Nov 29	ORLANDO	L 83- 95	4-4	11-3	15-7	Leonard-21	Gasol-13	Tied with-3	DeRozan-26	18,418
Nov 30	@Dallas	W 94- 87	4-4	11-0	15-4	Mills-23	DeDmon-10	Mills-4	Matthews-26	19,245
Dec 2	WASHINGTON	W107-105	5-4	11-0	16-4	Leonard-23	Gasol-10	Mills-8	Beal-23	18,418
Dec 5	@Milwaukee	W 97- 96	5-4	12-0	17-4	Leonard-21	Aldridge-9	Tied with-5	Parker-23	14,256
Dec 6	MINNESOTA	W105- 91	5-4	13-0	18-4	Leonard-31	DeDmon-8	Mills-5	LaVine-25	12,585
Dec 8	@Chicago	L 91- 95	5-4	13-1	18-5	Leonard-24	Gasol-10	Leonard-5	Wade-20	21,489
Dec 10	BROOKLYN	W101- 91	6-4	13-1	19-5	Leonard-30	Aldridge-9	Parker-7	Bogdanovic-20	18,418
Dec 14	ROSTON	W108-101	7-4	13-1	20-5	Leonard-26	Parker-7	Brayley-25	Booker-17	19,118
Dec 15	@Phoenix	W107- 92	7-4	14-1	21-5	Leonard-18	Leonard-4	Leonard-4	Booker-17	17,165
Dec 18	NEW ORLEANS	W113-100	8-4	14-1	22-5	Aldridge-22	Gasol-14	Mills-7	Ajijina-36	18,615
Dec 20	@Houston	W102-100	8-4	15-1	23-5	Leonard-21	Aldridge-10	Harden-31	Harden-31	18,055
Dec 22	@L.A. Clipper	L101-106	8-4	15-2	23-6	Leonard-27	Gasol-10	Leonard-5	Paul-19	19,060
Dec 23	@Portland	W110- 90	8-4	16-2	24-6	Leonard-33	Aldridge-14	Aldridge-6	Leonard-16	19,393
Dec 25	CHICAGO	W119-100	9-4	16-2	25-6	Aldridge-33	Leonard-10	Parker-7	McCollum-16	18,418
Dec 28	PHOENIX	W119- 98	10-4	16-2	26-6	Aldridge-27	Gasol-10	Anderson-5	Warren-23	18,418
Dec 30	PORTLAND	W110- 94	11-4	16-2	27-6	Simmons-19	Anderson-8	Parker-5	McCollum-29	18,418
Jan 1	@Atlanta	W112-114(OT)	11-4	16-3	27-7	Aldridge-27	Aldridge-13	Gasol-9	Millsap-32	18,088
Jan 3	TORONTO	L110- 82	12-4	16-3	18-7	Leonard-26	Parker-8	Parker-8	DeRozan-26	18,418
Jan 5	@Denver	W127- 99	12-4	17-3	29-7	Aldridge-28	Gasol-9	Gasol-9	Jokic-19	14,391
Jan 7	CHARLOTTE	W102- 85	13-4	17-3	30-7	Bertans-21	Aldridge-11	Simmons-5	Walker-18	18,418
Jan 10	MILWAUKEE	L107-109	13-5	17-3	30-8	Leonard-30	Gasol-11	Parker-7	Beasley-28	18,418
Jan 12	L.A. LAKERS	W134- 94	14-5	17-3	31-8	Leonard-31	Parker-6	Parker-6	Randle-22	18,418
Jan 14	@Phoenix	L105-108	14-5	17-4	31-9	Leonard-38	Gasol-10	Leonard-3	Booker-39	20,532
Jan 17	MINNESOTA	W122-114	15-5	17-4	32-9	Leonard-34	Leonard-7	Ginobili-13	Towns-27	18,418
Jan 19	DENVER	W118-104	16-5	17-4	33-9	Leonard-34	DeDmon-7	Leonard-5	Jokic-35	18,418
Jan 21	@Cleveland	W118-115(OT)	16-5	18-4	34-9	Leonard-41	Lee-16	Aldridge-6	James-29	20,562
Jan 23	@Brooklyn	W112- 86	16-5	19-4	35-9	Mills-20	Aldridge-8	Aldridge-6	Irving-29	18,418
Jan 24	@Toronto	W108-106	16-5	20-4	36-9	Aldridge-21	Aldridge-7	Anderson-4	Whitehead-19	16,643
Jan 27	@New Orleans	L103-119	16-5	20-5	36-10	Leonard-23	Green-7	Green-7	Lowry-30	19,800
Jan 29	DALLAS	L101-105	16-6	20-5	36-11	Leonard-24	Aldridge-14	Leonard-6	Holiday-23	17,757
Jan 31	OKLAHOMA CITY	W108- 94	17-6	20-5	37-11	Leonard-36	Mills-8	Green-5	Curry-24	18,418
Feb 2	PHILADELPHIA	W102- 86	18-6	20-5	38-11	Leonard-19	DeDmon-10	Parker-6	Ilyasova-25	18,418
Feb 4	DENVER	W121- 97	19-6	20-5	39-11	Leonard-19	Leonard-6	Leonard-5	Murray-20	18,418
Feb 6	@Memphis	L 74- 89	19-6	20-6	39-12	Lee-14	DeDmon-12	Mills-3	Gasol-15	16,708
Feb 8	@Philadelphia	W111-103	19-6	21-6	40-12	Leonard-32	DeDmon-11	Ginobili-15	Saric-20	19,233
Feb 10	@Detroit	W103- 92	19-6	22-6	41-12	Leonard-32	DeDmon-17	Parker-5	Okafor-20	17,222
Feb 12	@New York	L 90- 94	19-6	22-7	41-13	Leonard-36	Aldridge-10	Parker-12	Harris-16	19,812
Feb 13	@Indiana	W110-106	19-6	23-7	42-13	Leonard-32	DeDmon-12	Ginobili-4	George-27	18,203
Feb 15	@Orlando	W107- 79	19-6	24-7	43-13	Aldridge-23	Parker-8	Parker-8	Vucevic-16	17,101
Feb 24	@L.A. Clipper	W105- 97	19-6	25-7	44-13	Leonard-21	DeDmon-12	Leonard-6	Griffin-29	19,060
Feb 26	@L.A. Lakers	W119- 98	19-6	26-7	45-13	Leonard-25	DeDmon-9	Parker-9	Ingram-22	18,997
Mar 1	INDIANA	W100- 90	20-6	26-7	46-13	Leonard-31	Aldridge-9	Aldridge-9	George-22	18,418
Mar 3	@New Orleans	W101- 98(OT)	20-6	27-7	47-13	Leonard-31	Leonard-10	Murray-6	Conley-22	17,669
Mar 4	MINNESOTA	W 97- 90(OT)	21-6	27-7	48-13	Leonard-34	Aldridge-10	Leonard-5	Towns-24	18,418
Mar 6	HOUSTON	W112-110	22-6	27-7	49-13	Leonard-39	Leonard-10	Lee-8	Harden-39	18,418
Mar 8	SACRAMENTO	W114-104	23-6	27-7	50-13	Ginobili-19	Lee-10	Green-5	Evans-26	18,418
Mar 9	@Oklahoma Cit	L 92-102	23-6	27-8	50-14	Leonard-19	DeDmon-8	Murray-3	Westbrook-23	18,203
Mar 11	GOLDEN STATE	W107- 85	24-6	27-8	51-14	Mills-21	Green-3	Ginobili-6	Clark-36	18,418
Mar 13	ATLANTA	W107- 99	25-6	27-8	52-14	Leonard-32	Anderson-6	Anderson-6	Schroder-22	18,418
Mar 15	PORTLAND	L106-110	25-7	27-8	52-15	Leonard-34	Leonard-9	Leonard-6	Lillard-36	18,418
Mar 18	@Memphis	L 96-104	25-7	27-9	52-16	Leonard-22	Gasol-9	Ginobili-6	Conley-19	18,119
Mar 19	SACRAMENTO	W118-102	26-7	27-9	53-16	Gasol-22	Gasol-9	Mills-7	Hield-18	18,418
Mar 21	@Minnesota	W100- 93	26-7	28-9	54-16	Aldridge-26	Gasol-6	Parker-5	Caulley-Stein-18	13,742
Mar 23	MEMPHIS	W 97- 90	27-7	28-9	55-16	Aldridge-23	Aldridge-8	Conley-22	Conley-22	18,418
Mar 25	NEW YORK	W106- 98	28-7	28-9	56-16	Leonard-39	DeDmon-13	Mills-7	Rozendorn-24	18,418
Mar 27	CLEVELAND	W103- 74	29-7	28-9	57-16	Leonard-25	DeDmon-13	Mills-7	James-17	18,418
Mar 29	GOLDEN STATE	L 98-110	29-8	28-9	57-17	Leonard-19	Gasol-5	Gasol-5	Curry-29	18,418
Mar 31	@Oklahoma Cit	W100- 95	29-8	29-9	58-17	Leonard-28	Aldridge-10	Ginobili-8	Westbrook-32	18,203
Apr 2	UTAH	W109-103	30-8	29-9	59-17	Leonard-25	Gasol-12	Leonard-7	Conner-19	18,418
Apr 4	MEMPHIS	W 95- 89(OT)	31-8	29-9	60-17	Leonard-32	Leonard-12	Parker-7	Conley-19	18,418
Apr 5	L.A. LAKERS	L 95-102	31-9	29-9	60-18	Parker-14	Gasol-8	Lee-6	Ennis-19	18,418
Apr 7	@Dallas	L102- 89	31-9	30-9	61-18	Forbes-27	Lee-13	Forbes-6	Powell-12	20,133
Apr 8	L.A. CLIPPERS	L 87- 98	31-10	30-9	61-19	Leonard-28	DeDmon-13	Leonard-5	Paul-19	18,420
Apr 10	@Portland	L 98- 99	31-10	30-10	61-20	Leonard-18	Gasol-13	Parker-4	Napier-32	19,393
Apr 12	@Utah	L 97-101	31-10	30-11	61-21	Aldridge-18	DeDmon-8	Mills-5	Hayward-14	19,911



PATTY MILLS

RECORD

47-35, Third in Southwest Division

HONORS

LaMarcus Aldridge, Second Team All-NBA
Dejounte Murray, Second Team All-Defensive
LaMarcus Aldridge, NBA All-Star

PLAYOFFS

Lost to Golden State, First Round, 1-4

SPURS LEADERS

Scoring: LaMarcus Aldridge 23.1 ppg
Rebounding: LaMarcus Aldridge 8.5 rpg
Assists: Tony Parker 3.5 apg
Head Coach: Gregg Popovich
Assistant Coaches: Ettore Messina, Ime Udoka, James Borrego
Chip Engelland, Will Hardy, Becky Hammon

2017-18 SEASON NOTES

- San Antonio tied with Utah to lead the league in fewest opponent points allowed per game. On average, the Silver and Black held their opponents to 99.8 points per game and held over half of their opponents to under 100 points (42 of 82). The Spurs made it 23-straight seasons allowing fewer than 100.0 points, which is the longest run in NBA history.
- With San Antonio's 100-91 win over the New York Knicks on 1/2/18, Spurs head coach Gregg Popovich collected his 1,176th win to pass George Karl for fifth place on the NBA all-time wins list. He holds the most wins among all active NBA coaches.
- Tony Parker and Gregg Popovich amassed the second most wins together in NBA history (862), trailing only the 1,001 wins that Popovich recorded with Tim Duncan. Tony Parker and Manu Ginobili finished out their 16 NBA seasons as teammates with the third-most wins together, 679, of all player duos in NBA history. Parker collected 733 wins with Tim Duncan, which ranks second all time behind John Stockton and Karl Malone, who totaled 906 for the Utah Jazz.
- The Spurs win vs. Charlotte on 11/3/17 marked Manu Ginobili's 1,000th career game and 728th career win, making him the winningest player through 1,000 games in NBA history. He also became the first player from South America to play 1,000 NBA games, the second 2nd round draft pick to play 1,000 NBA games with one team, the 10th player to ever play 1,000 games and 200 playoff games, and the third player to play 1,000 games with the Spurs, along with Tim Duncan and Tony Parker.
- LaMarcus Aldridge led the Spurs in scoring 59 times during in 2017-18. He is just the fifth Spur in franchise history to lead the team in scoring at least 50 times in a single season along with Kawhi Leonard, Tim Duncan, David Robinson and George Gervin. He scored in double figures in 73-of-75 games in which he saw the court. Aldridge has scored in double figures in 783 games in his career. There are only three players with more double-digit scoring games since Aldridge entered the NBA in 2006: LeBron James, Dirk Nowitzki, Carmelo Anthony. He finished with the same amount of 20+ point games during the 2017-18 season (in 73 games) that he had from 2015-17 (in 146 games).

Through April 11 (47-35)

SAN ANTONIO SPURS

2017-2018 REGULAR SEASON STATISTICS

PLAYER	G					-FIELD GOALS-					-3-POINT FG--					-FREE THROWS-					--REBOUNDS--					PF	DQ	STL	TO	BLK	PTS	AVG
	GS	MIN	FG	FGA	PCT	FG	FGA	PCT	FT	FTA	PCT	OFF	DEF	TOT	AST																	
Aldridge	75	75	2509	687	1347	.510	27	92	.293	334	399	.837	246	389	635	152	161	1	43	111	90	1735	23.1									
Leonard	9	9	210	52	111	.468	11	35	.314	31	38	.816	6	36	42	21	9	0	18	16	9	146	16.2									
Gay	57	6	1231	253	537	.471	37	118	.314	112	145	.772	76	215	291	73	98	0	46	78	38	655	11.5									
Mills	77	63	1812	287	627	.458	43	120	.358	158	209	.756	129	490	619	238	121	0	24	108	79	775	10.1									
Gasol	82	36	2107	280	682	.411	154	414	.372	105	118	.890	26	128	154	229	128	0	55	106	11	819	10.0									
Ginobili	65	0	1299	201	463	.434	64	192	.333	110	131	.840	19	123	142	163	126	0	43	105	16	576	8.9									
Green	70	60	1791	217	561	.387	116	320	.363	50	65	.769	41	208	249	110	122	1	63	74	80	600	8.6									
Murray	81	48	1743	270	609	.443	9	34	.265	105	148	.709	110	349	459	231	151	0	97	134	31	654	8.1									
Anderson	74	67	1978	231	438	.527	19	57	.333	104	146	.712	84	312	396	202	114	0	115	94	60	585	7.9									
Parker	55	21	1071	178	388	.459	10	37	.270	55	78	.705	7	88	95	195	52	0	28	68	1	421	7.7									
Forbes	80	12	1517	209	497	.421	89	228	.390	48	72	.667	12	98	110	80	108	0	28	37	2	555	6.9									
Bertans	77	10	1086	161	366	.440	94	252	.373	40	49	.816	18	135	153	74	93	0	26	36	28	456	5.9									
Lauvergne	55	1	534	98	190	.516	0	5	.000	30	47	.638	63	108	171	41	45	1	9	33	3	226	4.1									
White	17	0	139	16	33	.485	8	13	.615	14	20	.700	5	21	26	9	8	0	4	6	3	54	3.2									
Paul	64	2	576	55	127	.433	15	54	.278	22	43	.512	6	62	68	37	58	0	25	29	7	147	2.3									
Hilliard	14	0	95	5	19	.263	0	6	.000	6	7	.857	0	7	7	11	7	0	2	4	0	16	1.1									
Costello	4	0	32	2	4	.500	0	0	---	0	0	---	1	8	9	2	7	0	2	1	2	4	1.0									
SPURS	82	-	19730	3202	6999	.457	696	1977	.352	1324	1715	.772	849	2777	3626	1868	1408	3	628	1078	460	8424	102.7									
OPPONENTS	82	-	19730	3131	6911	.453	705	2154	.348	1175	1549	.759	756	2731	3487	1786	1619	7	622	1155	318	8187	99.8									
-- SINGLE-GAME HIGHS --																																
----- AVERAGE PER GAME -----																																
PLAYER	MIN	REB	AST	ST	TO	BLK	PTS	MIN	REB	AST	STL	TO	BLK	PTS	FG	FGA	FT	FTA	REB	AST	PTS											
Aldridge	44	17	4	4	6	3	45	33.4	8.5	2.0	0.57	1.5	1.20	23.1	19C	31	16	19	25	8	45C											
Leonard	31	8	4	4	4	3	25	23.3	4.7	2.3	2.00	1.8	1.00	16.2	15	30	15	15	16	7	41											
Gay	33	10	4	3	4	4	22	21.6	5.1	1.3	0.81	1.4	0.67	11.5	16	37	16	19	15	10	41											
Gasol	37	17	10	2	4	5	25	23.5	8.0	3.1	0.31	1.4	1.03	10.1	17	30	15	20	22	14	46											
Mills	41	8	7	4	5	2	26	25.7	1.9	2.8	0.67	1.3	0.13	10.0	14	26	8T	9	10	12	34											
Ginobili	27	7	6	3	6	2	26	20.0	2.2	2.5	0.66	1.6	0.25	8.9	16	27	18	19	15	15	48											
Green	35	8	5	4	6	2	24	25.6	3.6	1.6	0.90	1.1	1.14	8.6	12	21	9	10	12	7	33											
Murray	39	14	7	7	5	3	23	21.5	5.7	2.9	1.20	1.7	0.38	8.1	8C	15C	9C	13C	14C	7C	24											
Anderson	36	12	10	5	5	4	20	26.7	5.4	2.7	1.55	1.3	0.81	7.9	9C	14	8C	8C	12C	10C	20C											
Parker	29	5	9	4	3	1	23	19.5	1.7	3.5	0.51	1.2	0.02	7.7	22	36	14	17	12	17	55											
Forbes	41	5	6	3	3	1	23	19.0	1.4	1.0	0.35	0.5	0.03	6.9	10	19	6C	7C	5C	6T	27											
Bertans	33	7	4	3	4	4	28	14.1	2.0	1.0	0.34	0.5	0.36	5.9	11C	15C	7	8	7C	4T	28C											
Lauvergne	26	11	3	2	3	1	26	9.7	3.1	0.7	0.16	0.6	0.05	4.1	12C	15T	4	8	13	4	26C											
White	28	7	2	2	2	1	14	8.2	1.5	0.5	0.24	0.4	0.18	3.2	4C	8C	5C	6C	7C	2C	14C											
Paul	33	6	4	3	3	2	18	9.0	1.1	0.6	0.39	0.5	0.11	2.3	6C	9C	4C	4C	6C	4C	18C											
Hilliard	15	2	5	1	2	0	5	6.8	0.5	0.8	0.14	0.3	0.00	1.1	6	12	5	8	6	6	13											
Costello	15	5	2	2	1	2	2	8.1	2.3	0.5	0.50	0.3	0.50	1.0	1C	1C	0C	0C	5C	2C	2C											
SPURS	265	62	33	15	23	12	133	240.6	44.2	22.8	7.66	13.1	5.61	102.7	68	127	45	57	75	50	171											
OPPONENTS																																

47-35 (THIRD IN SOUTHWEST DIVISION)

Date	Opponent	Team/Opp	W107-89	Home	Score	Total	High Scoring	High Rebounds	High Assists	Opponent Scoring	Atten.
							Aldridge-25	Aldridge-25	Aldridge-4	Wiggins-26	18,418
Oct 21	@Chicago	W 87-77	1-0	1-0	2-0	Aldridge-28	Aldridge-10	Murray-10	Murray-6	Lopez-16	21,640
Oct 23	TORONTO	W101-97	2-0	1-0	3-0	Aldridge-20	Murray-14	Murray-6	Murray-6	DeRozan-28	18,418
Oct 25	@Miami	W117-100	2-0	2-0	4-0	Aldridge-31	Anderson-10	Mills-4	Gay-4	T. Johnson-23	19,600
Oct 27	@Orlando	L 87-114	2-0	2-1	4-1	Aldridge-24	Aldridge-11	Gay-4	Gay-4	Fournier-25	17,337
Oct 29	@Indiana	L 94-97	2-0	2-2	4-2	Aldridge-26	Gay-11	Murray-4	Gay-4	Cladipp-23	15,013
Oct 30	@Boston	L 94-108	2-0	2-3	4-3	Paul-18	Anderson-8	Gay-4	Gay-4	Irving-24	18,624
Nov 2	GOLDEN STATE	L 92-112	2-1	2-3	4-4	Aldridge-24	Aldridge-10	Green-4	Anderson-4	Thompson-27	18,418
Nov 3	CHARLOTTE	W108-101	3-1	2-3	5-4	Forbes-22	Gay-4	Gay-4	Gay-4	Lamb-27	18,418
Nov 5	PHOENIX	W112-95	4-1	2-3	6-4	Aldridge-21	Aldridge-9	Gay-4	Gay-4	Warren-17	18,038
Nov 7	L.A. CLIPPERS	W120-107	5-1	2-3	7-4	Aldridge-25	Gay-4	Gay-4	Gay-4	Rivers-24	18,418
Nov 10	MILWAUKEE	L 87-94	5-2	2-3	7-5	Aldridge-20	Aldridge-12	Gay-4	Gay-4	Antetokounmpo-28	18,418
Nov 11	CHICAGO	W133-94	6-2	2-3	8-5	Gay-21	Gay-10	Mills-6	Mills-6	Lopez-17	18,418
Nov 14	@Dallas	W 97-91	6-2	3-3	9-5	Aldridge-32	Gay-10	Aldridge-4	Gay-4	Smith-27	19,535
Nov 15	MINNESOTA	L 86-98	6-2	3-4	9-6	Aldridge-15	Aldridge-10	Mills-5	Mills-5	Towne-26	18,978
Nov 17	OKLAHOMA CITY	W104-101	7-2	3-4	10-6	Aldridge-26	Aldridge-9	Anderson-6	Anderson-6	Anthony-20	18,418
Nov 20	ATLANTA	W 96-85	8-2	3-4	11-6	Aldridge-22	Aldridge-11	Anderson-10	Anderson-10	Collins-21	18,418
Nov 22	@New Orleans	L 90-107	8-2	3-5	11-7	Gay-19	Gay-9	Green-4	Green-4	Davis-29	17,539
Nov 25	@Charlotte	W106-86	8-2	4-5	12-7	Aldridge-17	Tied with-7	Aldridge-4	Aldridge-4	Walker-18	18,597
Nov 27	DALLAS	W115-108	9-2	4-5	13-7	Aldridge-33	Aldridge-10	Gay-4	Gay-4	Matthews-19	17,918
Nov 29	MEMPHIS	W104-95	10-2	4-5	14-7	Aldridge-41	Anderson-10	Green-5	Green-5	Smith-19	18,418
Dec 1	@Memphis	W 95-79	10-2	5-5	15-7	Aldridge-22	Gay-4	Gay-4	Gay-4	Evans-22	18,013
Dec 3	@Oklahoma City	L 87-90	10-2	5-6	15-8	Murray-17	Murray-11	Mills-5	Mills-5	Gasol-16	16,413
Dec 4	DETROIT	W 96-93	11-2	5-6	16-8	Aldridge-17	Aldridge-10	Aldridge-4	Aldridge-4	Westbrook-22	18,203
Dec 6	MIAMI	W117-105	12-2	5-6	17-8	Aldridge-18	Gay-10	Gay-4	Gay-4	Jackson-27	18,288
Dec 8	BOSTON	W105-102	13-2	5-6	18-8	Aldridge-27	Gay-7	Parker-9	Parker-9	T. Johnson-25	18,252
Dec 9	@Phoenix	W104-101	13-2	6-6	19-8	Aldridge-20	Gay-11	Mills-4	Mills-4	Irving-36	18,418
Dec 12	@Dallas	L 89-95	13-2	6-7	19-9	Aldridge-23	Murray-14	Parker-4	Parker-4	James-25	16,575
Dec 15	Houston	L109-124	13-2	6-8	19-10	Aldridge-16	Aldridge-13	Forbes-4	Forbes-4	Barnes-17	19,874
Dec 16	DALLAS	W 98-96	14-2	6-8	20-10	Aldridge-22	Gay-8	Murray-5	Murray-5	Paul-28	18,055
Dec 18	L.A. CLIPPERS	W109-91	15-2	6-8	21-10	Aldridge-19	Aldridge-14	Murray-4	Murray-4	Kleber-21	18,418
Dec 20	@Portland	W 93-91	15-2	7-8	22-10	Aldridge-22	Gay-12	Parker-7	Parker-7	Wilson-13	18,418
Dec 21	@Utah	L 89-100	15-2	7-9	22-11	Forbes-12	Gay-10	Gay-4	Gay-4	Jordan-13	19,393
Dec 23	@Sacramento	W108-99	15-2	8-9	23-11	Aldridge-29	Murray-8	Gay-10	Gay-10	Lillard-17	18,306
Dec 26	BROOKLYN	W109-97	16-2	8-9	24-11	Leonard-21	Gay-10	Gay-10	Gay-10	Hood-29	17,583
Dec 28	NEW YORK	W119-107	17-2	8-9	25-11	Aldridge-25	Gay-12	Gay-10	Gay-10	LeVert-18	18,492
Dec 30	DETROIT	L 79-93	17-2	8-10	25-12	Aldridge-18	Gay-11	Gay-10	Gay-10	Beasley-23	18,935
Jan 2	@New York	W100-91	17-2	9-10	26-12	Aldridge-29	Leonard-8	Gay-10	Gay-10	Beasley-23	18,935
Jan 3	@Philadelphia	L106-112	17-2	9-11	26-13	Mills-26	Gay-8	Gay-10	Gay-10	Beasley-18	19,812
Jan 5	PHOENIX	W103-89	18-2	9-11	27-13	Leonard-21	Murray-8	Gay-10	Gay-10	Simmons-26	20,642
Jan 7	@Portland	L110-111	18-2	9-12	27-14	Aldridge-30	Gay-7	Parker-7	Parker-7	Booker-21	18,501
Jan 8	@Sacramento	W107-100	18-2	10-12	28-14	Aldridge-31	Aldridge-14	Gay-5	Gay-5	McCollum-25	19,393
Jan 11	U.S.A. Lakers	L 81-93	18-2	10-13	28-15	Aldridge-20	Aldridge-12	Anderson-5	Anderson-5	Caulley-Stain-22	17,583
Jan 13	DENVER	W112-80	19-2	10-13	29-15	Leonard-19	Gay-10	Mills-5	Mills-5	B. Ingram-26	18,997
Jan 15	@Atlanta	L 99-102	19-2	10-14	29-16	Aldridge-25	Leonard-8	Anderson-6	Anderson-6	Jokic-23	18,418
Jan 17	@Brooklyn	W100-95	19-2	11-14	30-16	Aldridge-34	Aldridge-11	Gay-4	Gay-4	Schroder-26	15,806
Jan 19	@Toronto	L 83-86	19-2	11-15	30-17	Aldridge-17	Gay-12	Parker-4	Parker-4	Crabbe-20	15,425
Jan 21	INDIANA	L 86-94	19-3	11-15	30-18	Gay-14	Aldridge-14	Parker-4	Parker-4	Lowry-24	19,800
Jan 23	CLEVELAND	W114-102	20-3	11-16	31-18	Aldridge-30	Aldridge-10	Parker-5	Parker-5	Oladipo-19	18,418
Jan 24	@Memphis	W108-85	20-3	12-15	32-18	Mills-15	Parker-10	Gay-10	Gay-10	James-28	18,418
Jan 26	PHILADELPHIA	L 78-97	20-4	12-15	32-19	Aldridge-18	Gay-15	Parker-5	Parker-5	Gasol-18	15,812
Jan 28	SACRAMENTO	W113-98	21-4	12-15	33-19	Forbes-23	Murray-9	Murray-5	Murray-5	Simmons-21	18,418
Feb 1	DENVER	W106-104	22-4	12-15	34-19	Aldridge-30	Gay-11	Parker-6	Parker-6	Fox-26	18,418
Feb 1	HOUSTON	L 91-102	22-5	12-15	34-20	Gay-19	Murray-13	Murray-7	Murray-7	Murray-18	18,418
Feb 3	UTAH	L111-120	22-6	12-15	34-21	Aldridge-31	Gay-10	Tied with-3	Tied with-3	Rarden-28	18,418
Feb 7	@Phoenix	W129-81	22-6	13-15	35-21	Aldridge-23	Gay-11	Parker-9	Parker-9	Rubio-34	18,418
Feb 10	@Golden State	L105-122	22-6	13-16	35-22	Aldridge-20	Aldridge-13	Aldridge-4	Aldridge-4	Len-14	15,993
Feb 12	@Utah	L 99-101	22-6	13-17	35-23	Anderson-16	Gay-4	Anderson-4	Anderson-4	Thompson-25	19,596
Feb 13	Denver	L109-117	22-6	13-18	35-24	Lauvergne-26	Gay-15	Gay-10	Gay-10	Mills-5	18,306
Feb 23	Denver	L119-122	22-6	13-19	35-25	Aldridge-38	Lauvergne-11	Parker-4	Parker-4	Jokic-23	17,623
Feb 25	@Cleveland	W110-94	22-6	14-19	36-25	Aldridge-27	Gay-12	Parker-5	Parker-5	Jokic-28	20,027
Feb 28	NEW ORLEANS	L116-121	22-7	14-19	36-26	Gay-19	Murray-5	Murray-5	Murray-5	James-33	20,562
Mar 3	L.A. LAKERS	L112-116	22-8	14-20	36-27	Gay-19	Murray-5	Mills-5	Mills-5	Davis-26	18,418
Mar 5	MEMPHIS	W100-98	23-8	14-19	37-27	Parker-23	Aldridge-8	Gay-4	Gay-4	Gasol-23	18,418
Mar 8	@Golden State	L107-110	23-8	14-20	37-28	Aldridge-30	Parker-4	Parker-4	Parker-4	Anderson-4	18,418
Mar 10	@Oklahoma City	L 94-104	23-8	14-21	37-29	Gay-14	Aldridge-17	Parker-7	Parker-7	Durant-37	19,596
Mar 12	@Houston	L 93-109	23-8	14-22	37-30	Forbes-27	Gay-10	Ginobili-6	Ginobili-6	Westbrook-21	18,203
Mar 13	ORLANDO	W108-72	24-8	14-22	38-30	Aldridge-24	Gay-7	Lauvergne-6	Lauvergne-6	Rarden-28	18,092
Mar 15	NEW ORLEANS	W 98-93	25-8	14-22	39-30	Aldridge-25	White-4	Parker-3	Parker-3	Forbes-6	18,418
Mar 17	MINNESOTA	W117-101	26-8	14-22	40-30	Aldridge-39	Murray-3	Parker-3	Parker-3	Simmons-10	18,418
Mar 19	GOLDEN STATE	W 89-75	27-8	14-22	41-30	Aldridge-33	Aldridge-12	Parker-4	Parker-4	Vucevic-10	18,418
Mar 21	WASHINGTON	W 98-90	28-8	14-22	42-30	Aldridge-27	Murray-10	Anderson-4	Anderson-4	Holiday-24	18,418
Mar 23	UTAH	W124-120(OT)	28-8	14-22	43-30	Aldridge-45	Gay-7	Gay-10	Gay-10	Town-23	18,418
Mar 25	MILWAUKEE	L103-106	28-8	14-22	43-31	Aldridge-36	Aldridge-9	Gay-10	Gay-10	Cook-20	18,418
Mar 27	@Washington	L106-116	28-8	14-24	43-32	Aldridge-13	Gay-10	Anderson-4	Anderson-4	Beal-21	18,418
Mar 29	OKLAHOMA CITY	W103-99	30-8	14-24	44-32	Aldridge-25	Gay-10	Murray-7	Murray-7	Obama-22	18,418
Apr 1	@L.A. Clippers	L110-113	31-8	14-25	45-32	Aldridge-39	Aldridge-14	Gay-10	Gay-10	George-26	18,418
Apr 4	L.A. Lakers	L112-122(OT)	31-8	14-26	45-34	Aldridge-28	Anderson-5	Mills-5	Mills-5	Harden-25	18,418
Apr 7	PORTLAND	W116-105	32-8	14-26	46-34	Aldridge-28	Gay-12	Murray-6	Murray-6	Kuzma-30	19,997
Apr 9	SACRAMENTO	W 98-85	33-8	14-26	47-34	Gay-18	Aldridge-14	Mills-6	Mills-6	Lillard-33	18,610
Apr 11	@New Orleans	L 98-122	33-8	14-27	47-35	Aldridge-11	Gay-7	Ginobili-5	Ginobili-5	AUSALEY-25	18,418
						Parker-11	Gay-7	Gay-4	Gay-4	Holiday-23	18,573






FORMER
SPURS



FORMER SPURS STATISTICS




#13 JAMES SILAS

Moved to San Antonio in the summer of 1973 when the Dallas Chaparrals became the San Antonio Spurs ... in eight seasons with the Spurs, appeared in 540 regular season games, averaging 17.1 points, 4.0 assists and 3.0 rebounds ... enjoyed his best season during the 1975–76 campaign when he averaged 23.8 points, 5.4 assists, 4.0 rebounds and 1.85 steals while appearing in all 84 games ... was named an ABA All-Star in both 1975 and 1976 ... injuries hit in the middle of his career ... suffered a broken ankle in the 1976 ABA Playoffs ... then blew out a knee in November of 1976 ... was able to return from the injuries to string together three solid seasons with the Spurs before being traded to Cleveland on June 6, 1981 ... had his No. 13 retired on February 28, 1984.



#44 GEORGE GERVIN

Spent 12 of his 14 seasons in professional basketball with the Spurs ... captured four NBA scoring titles (only two players in history have more: Michael Jordan and Wilt Chamberlain) ... appeared in 12 All-Star Games (named the MVP of the 1980 Game) ... holds the NBA record (along with Carmelo Anthony) for the most points in a quarter, exploding for 33 in the second quarter on April 9, 1978 in New Orleans ... inducted into the Naismith Memorial Basketball Hall of Fame on May 6, 1996 ... in his 14-year professional career appeared in a total of 1,060 regular season games, averaging 25.1 points, 5.3 rebounds and 2.6 assists per contest while shooting .504 from the field and .841 from the line ... scored a total of 26,595 points (which is the 13th highest combined ABA/NBA total in history) ... his No. 44 was retired on December 5, 1987.



#00 JOHNNY MOORE

Spent nine seasons with the Spurs, averaging 9.4 points, 7.4 assists, 3.0 rebounds and 1.96 steals in 519 regular season games ... during the 1981–82 season led the NBA in assists, averaging 9.6 assists per contest (edging out Magic Johnson of the Lakers who averaged 9.5 assists) ... ranks second on the Spurs all-time assists list with 3,865 ... on December 26, 1985, was diagnosed with Desert Fever ... early on doctors said the disease would be fatal ... showing the same fight off the court as he did on it, he beat the disease ... returned to play three more seasons with the Spurs before retiring after the 1989–90 campaign ... his No. 00 was retired on March 20, 1998.



#50 DAVID ROBINSON

Ended his 14-year career on June 15, 2003 with his second NBA Championship ... averaged 21.1 points, 10.6 rebounds and 3.00 blocks in 987 regular season games ... the Spurs all-time NBA leader in games played, points and blocked shots ... the NBA's MVP in 1995, the NBA Defensive Player of the Year in 1992 and the NBA Rookie of the Year in 1990 ... won the NBA's rebounding title (1991), blocked shots title (1992) and scoring title (1994) ... one of only 22 players to be named to 10 All-NBA Teams ... the only male basketball player in U.S. history to appear in three Olympic Games: Seoul (1988), Barcelona (1992), and Atlanta (1996) ... a gentleman on the court and an All-Star in the community, he was honored with the 2001 NBA Sportsmanship Award and the 2003 J. Walter Kennedy Award ... his No. 50 was retired on November 10, 2003 ... was inducted into the Naismith Memorial Hall of Fame on September 11, 2009.



#32 SEAN ELLIOTT

Spent 11 of his 12 NBA season with the Spurs ... will always be remembered for the Memorial Day Miracle ... the Spurs trailed the Trail Blazers 85–83 with 12 seconds left when he caught an inbound pass and literally tip-toed the out of bounds line while sinking a 24-foot three-pointer ... the victory propelled the Spurs to their first NBA Championship ... one month after the 1999 NBA Championship, announced that he would need a kidney transplant ... on July 21, 1999, received a kidney from his older brother, Noel ... eight months later – on March 14, 2000 – became the first NBA player to return to action after a major organ transplant ... in 11 seasons with the Spurs appeared in 669 regular season games, averaging 14.4 points, 4.4 rebounds and 2.5 assists ... a two-time NBA All-Star (1993 and 1996) ... his No. 32 was retired on March 6, 2005.

#6 AVERY JOHNSON

Played 10 of his 16 NBA seasons in San Antonio ... one of five players to spend 10-or-more seasons with the Spurs (along with Tim Duncan, Sean Elliott, George Gervin and David Robinson) ... appeared in 644 regular season games with the Silver and Black, averaging 10.1 points, 6.9 assists, 2.0 rebounds and 1.1 steals in 31.1 minutes ... the Spurs all-time leader in assists, with 4,474 ... ranks among the team's all-time leaders in games (fifth), points (ninth with 6,486) and steals (sixth with 712) ... played a key role in the Spurs first NBA Championship ... averaged 12.6 points and 7.4 assists in the 1999 Playoffs ... with 47.0 seconds left in Game 5 of the Finals hit an 18-foot jumper, the final basket for either team, to give the Spurs a 78-77 win over the Knicks and clinch the 1999 NBA Championship ... won the 1998 NBA Sportsmanship Award ... appeared in 1,054 games in his NBA career ... known as the Little General, he and Calvin Murphy are the only players in NBA history under 6-feet tall to appear in over 1,000 NBA games ... his No. 6 was retired on December 22, 2007.



#12 BRUCE BOWEN

Spent nine seasons (2001-09) in San Antonio and appeared in 630 games ... one of just eight players to appear in 600-plus games with the Spurs ... started in every game he played in for the Silver and Black, averaging 6.4 points, 3.0 rebounds and 1.3 assists in 31.2 minutes ... earned eight All-Defensive selections and was a part of three NBA Championships (2003, 2005, 2007) ... became the seventh Spur to have jersey retired ... the Spurs honored Bowen on March 21, 2012 by retiring his No. 12 jersey.



#21 TIM DUNCAN

The Spurs all-time franchise leader in points, rebounds, blocks, games played and minutes played ... he is the only player in Spurs franchise history to win five NBA championships and the Silver and Black reached the playoffs in each of his 19 seasons ... since Duncan was drafted first overall in the 1997 NBA Draft, the Spurs posted the best winning percentage over any 19-year span in NBA history ... 1998 Rookie of the Year was named NBA MVP twice (2002, 2003) and NBA Finals MVP three times (1999, 2003 and 2005) ... totaled 15 All-NBA Team selections (tied for most all-time) and 15 NBA All-Defensive Team honors (most all-time), garnering both honors in the same season 15 times, the most in league history ... 15-time All-Star appeared in a total of 1,392 games and averaged 19.0 points, 10.8 rebounds, 3.0 assists and 2.17 blocks ... one of three players in NBA history to reach 1,000 career wins ... Duncan is the eighth player in Spurs history to have his jersey retired ... the Spurs retired Duncan's No. 21 jersey on Dec. 18, 2016.



#20 MANU GINOBILI

The four-time NBA Champion played all 16 of his NBA seasons with the Spurs, posting a career win percentage of .721 (762-295), which stands as the best winning percentage in NBA history among players who have appeared in at least 1,000 games. ... one of two players in NBA history, along with Bill Bradley, to win a EuroLeague title, an NBA Championship and an Olympic gold medal ... selected by San Antonio with the 57th overall pick in the 1999 NBA Draft ... appeared in 1,057 career games, averaging 13.3 points, 3.8 assists, 3.5 rebounds and 1.32 steals in 25.4 minutes. He is the Spurs all-time leader in three-pointers made (1,495) and steals (1,392), while ranking third in games played (1,057), fourth in assists (4,001), fourth in free throws made (3,380) and fifth in points (14,043) ... was named to the All-NBA Third Team in both 2008 and 2011 and was a two-time All-Star (2005 and 2011) ... the 2008 NBA Sixth Man of the Year is the first sixth man, as well as the first South American, to earn All-NBA honors ... reached the playoffs in all 16 of his NBA seasons after also playing professionally in Argentina and Italy ... played for the Argentinian National Team from 1998 to 2016, leading his home country to the gold medal at the 2004 Olympics, a silver medal in the 2002 FIBA World Championship and a bronze medal at the 2008 Olympics ... his No. 20 was raised to the rafters on May 28, 2019.



FORMER SPURS STATISTICS

AHEARN, BLAKE #19										6-2	G	Missouri State '07					5/27/84				
How Obtained: Signed as free agent, 11/16/08																					
How Departed: Waived, 12/15/08																					
NBA (1 Year)																					
										3-POINT											
YEAR	GP	MIN	FGM-FGA	PCT	FGM-FGA	PCT	FTM-FTA	PCT	REBS	AVG	AST	PF-DQ	STL	TO	BLK	PTS	AVG				
08-09	3	19	2-6	.333	2-4	.500	2-2	1.000	1	0.3	2	3-0	1	1	0	8	2.7				

ALEXANDER, CORY #1										6-1	G	Virginia '95					6/22/73				
How Obtained: First round pick, 1995 Draft, 29th overall																					
How Departed: Waived, 2/27/98																					
NBA (3 Years)																					
3-POINT																					
YEAR	GP	MIN	FGM-FGA	PCT	FGM-FGA	PCT	FTM-FTA	PCT	REBS	AVG	AST	PF-DQ	STL	TO	BLK	PTS	AVG				
95-96	60	560	63-155	.406	26-66	.394	16-25	.640	42	0.7	121	94-0	27	68	2	168	2.8				
96-97	80	1454	194-490	.396	94-252	.373	95-129	.736	123	1.5	254	148-0	82	146	16	577	7.2				
97-98	37	501	60-145	.414	20-64	.313	25-37	.676	47	1.3	71	53-2	25	47	5	165	4.5				
TOT	177	2515	317-790	.401	140-382	.366	136-191	.712	212	1.2	446	295-2	134	261	23	910	5.1				
NBA PLAYOFFS (1 Year)																					
1996	9	70	10-24	.417	1-5	.200	5-7	.714	9	1.0	9	8-0	2	6	0	26	2.9				

ANDERSON, DEREK #1										6-5		G	Kentucky '97					7/18/74		
How Obtained: Signed as free agent, 8/4/00																				
How Departed: Traded to Portland, with Kerr, for S. Smith, 7/25/01																				
NBA (1 Year)										3-POINT										
YEAR	GP	MIN	FGM-FGA	PCT	FGM-FGA	PCT	FTM-FTA	PCT	REBS	AVG	AST	PF-DQ	STL	TO	BLK	PTS	AVG			
00-01	82	2859	413-993	.416	101-253	.399	342-402	.851	363	4.4	301	188-1	120	165	14	1269	15.5			
NBA PLAYOFFS (1 Year)																				
2001	7	194	16-61	.262	6-22	.273	16-21	.762	19	2.7	17	10-0	3	15	0	54	7.7			

ANDERSON, GREG "CADILLAC" #33										6-10	C	Houston '87					6/22/64				
How Obtained: (1) First round pick, 1987 Draft, 23rd overall (2) Signed as free agent, 9/29/95																					
How Departed: (1) Traded to Milwaukee, along with Robertson, for Cummings, 5/28/89 (2) Unsigned free agent, 7/97																					
NBA (4 Years)																					
3-POINT																					
YEAR	GP	MIN	FGM-FGA	PCT	FGM-FGA	PCT	FTM-FTA	PCT	REBS	AVG	AST	PF-DQ	STL	TO	BLK	PTS	AVG				
87-88	82	1984	379-756	.501	1-5	.200	198-328	.604	513	6.3	79	228-1	54	143	122	957	11.7				
88-89	82	2401	460-914	.503	0-3	.000	207-403	.514	676	8.2	61	221-2	102	180	103	1127	13.7				
95-96	46	344	24-47	.511	0-1	.000	6-25	.240	100	2.2	10	66-0	9	22	24	54	1.2				
96-97	82	1659	130-262	.496	0-1	.000	62-93	.667	448	5.5	34	225-2	63	73	67	322	3.9				
TOT	292	6388	993-1979	.502	1-10	.100	473-849	.557	1737	5.9	184	740-5	228	418	316	2460	8.4				
NBA PLAYOFFS (2 Years)																					
1988	3	95	17-36	.472	0-0	.000	4-9	.444	21	7.0	3	10-1	2	10	4	38	12.7				
1996	6	34	0-5	.000	0-0	.000	1-2	.500	9	1.5	0	5-0	2	4	1	1	0.2				
TOT	9	129	17-41	.415	0-0	.000	5-11	.455	30	3.3	3	15-0	4	14	5	39	4.3				

ANDERSON, JAMES #25										6-6	G	Oklahoma State '10					3/25/89				
How Obtained: First round pick, 2010 Draft, 20th overall																					
How Departed: Unsigned Free Agent, 8/12																					
NBA (2 Years)																					
3-POINT																					
YEAR	GP	MIN	FGM-FGA	PCT	FGM-FGA	PCT	FTM-FTA	PCT	REBS	AVG	AST	PF-DQ	STL	TO	BLK	PTS	AVG				
10-11	26	286	31-81	.383	18-46	.391	14-18	.778	23	0.9	18	24-0	3	13	6	94	3.6				
11-12	51	603	66-174	.379	19-68	.279	39-52	.750	79	1.5	41	35-0	8	30	2	190	3.7				
TOT	77	889	97-255	.380	37-114	.325	53-70	.757	102	1.3	59	59-0	11	43	8	284	3.7				

ANDERSON, KYLE #1					6-9		F	UCLA '14					9/20/93				
How Obtained: First round pick, 2014 Draft, 30th overall																	
How Departed: Unsigned Free Agent, 7/18																	
NBA (4 Years)																	
			3-POINT														
YEAR	GP	MIN	FGM-FGA	PCT	FGM-FGA	PCT	FTM-FTA	PCT	REBS	AVG	AST	PF-DQ	STL	TO	BLK	PTS	AVG
14-15 <td>33<td>358<td>31-89<td>.348<td>3-11<td>.273<td>9-14<td>.643<td>72<td>2.2<td>28<td>28-0<td>15<td>10<td>7<td>74<td>2.2</td></td></td></td></td></td></td></td></td></td></td></td></td></td></td></td></td>	33 <td>358<td>31-89<td>.348<td>3-11<td>.273<td>9-14<td>.643<td>72<td>2.2<td>28<td>28-0<td>15<td>10<td>7<td>74<td>2.2</td></td></td></td></td></td></td></td></td></td></td></td></td></td></td></td>	358 <td>31-89<td>.348<td>3-11<td>.273<td>9-14<td>.643<td>72<td>2.2<td>28<td>28-0<td>15<td>10<td>7<td>74<td>2.2</td></td></td></td></td></td></td></td></td></td></td></td></td></td></td>	31-89 <td>.348<td>3-11<td>.273<td>9-14<td>.643<td>72<td>2.2<td>28<td>28-0<td>15<td>10<td>7<td>74<td>2.2</td></td></td></td></td></td></td></td></td></td></td></td></td></td>	.348 <td>3-11<td>.273<td>9-14<td>.643<td>72<td>2.2<td>28<td>28-0<td>15<td>10<td>7<td>74<td>2.2</td></td></td></td></td></td></td></td></td></td></td></td></td>	3-11 <td>.273<td>9-14<td>.643<td>72<td>2.2<td>28<td>28-0<td>15<td>10<td>7<td>74<td>2.2</td></td></td></td></td></td></td></td></td></td></td></td>	.273 <td>9-14<td>.643<td>72<td>2.2<td>28<td>28-0<td>15<td>10<td>7<td>74<td>2.2</td></td></td></td></td></td></td></td></td></td></td>	9-14 <td>.643<td>72<td>2.2<td>28<td>28-0<td>15<td>10<td>7<td>74<td>2.2</td></td></td></td></td></td></td></td></td></td>	.643 <td>72<td>2.2<td>28<td>28-0<td>15<td>10<td>7<td>74<td>2.2</td></td></td></td></td></td></td></td></td>	72 <td>2.2<td>28<td>28-0<td>15<td>10<td>7<td>74<td>2.2</td></td></td></td></td></td></td></td>	2.2 <td>28<td>28-0<td>15<td>10<td>7<td>74<td>2.2</td></td></td></td></td></td></td>	28 <td>28-0<td>15<td>10<td>7<td>74<td>2.2</td></td></td></td></td></td>	28-0 <td>15<td>10<td>7<td>74<td>2.2</td></td></td></td></td>	15 <td>10<td>7<td>74<td>2.2</td></td></td></td>	10 <td>7<td>74<td>2.2</td></td></td>	7 <td>74<td>2.2</td></td>	74 <td>2.2</td>	2.2
15-16 <td>78<td>1245<td>138-295<td>.468<td>12-37<td>.324<td>62-83<td>.747<td>244<td>3.1<td>123<td>97-0<td>60<td>59<td>29<td>350<td>4.5</td></td></td></td></td></td></td></td></td></td></td></td></td></td></td></td></td>	78 <td>1245<td>138-295<td>.468<td>12-37<td>.324<td>62-83<td>.747<td>244<td>3.1<td>123<td>97-0<td>60<td>59<td>29<td>350<td>4.5</td></td></td></td></td></td></td></td></td></td></td></td></td></td></td></td>	1245 <td>138-295<td>.468<td>12-37<td>.324<td>62-83<td>.747<td>244<td>3.1<td>123<td>97-0<td>60<td>59<td>29<td>350<td>4.5</td></td></td></td></td></td></td></td></td></td></td></td></td></td></td>	138-295 <td>.468<td>12-37<td>.324<td>62-83<td>.747<td>244<td>3.1<td>123<td>97-0<td>60<td>59<td>29<td>350<td>4.5</td></td></td></td></td></td></td></td></td></td></td></td></td></td>	.468 <td>12-37<td>.324<td>62-83<td>.747<td>244<td>3.1<td>123<td>97-0<td>60<td>59<td>29<td>350<td>4.5</td></td></td></td></td></td></td></td></td></td></td></td></td>	12-37 <td>.324<td>62-83<td>.747<td>244<td>3.1<td>123<td>97-0<td>60<td>59<td>29<td>350<td>4.5</td></td></td></td></td></td></td></td></td></td></td></td>	.324 <td>62-83<td>.747<td>244<td>3.1<td>123<td>97-0<td>60<td>59<td>29<td>350<td>4.5</td></td></td></td></td></td></td></td></td></td></td>	62-83 <td>.747<td>244<td>3.1<td>123<td>97-0<td>60<td>59<td>29<td>350<td>4.5</td></td></td></td></td></td></td></td></td></td>	.747 <td>244<td>3.1<td>123<td>97-0<td>60<td>59<td>29<td>350<td>4.5</td></td></td></td></td></td></td></td></td>	244 <td>3.1<td>123<td>97-0<td>60<td>59<td>29<td>350<td>4.5</td></td></td></td></td></td></td></td>	3.1 <td>123<td>97-0<td>60<td>59<td>29<td>350<td>4.5</td></td></td></td></td></td></td>	123 <td>97-0<td>60<td>59<td>29<td>350<td>4.5</td></td></td></td></td></td>	97-0 <td>60<td>59<td>29<td>350<td>4.5</td></td></td></td></td>	60 <td>59<td>29<td>350<td>4.5</td></td></td></td>	59 <td>29<td>350<td>4.5</td></td></td>	29 <td>350<td>4.5</td></td>	350 <td>4.5</td>	4.5
16-17 <td>72<td>1020<td>93-209<td>.445<td>15-40<td>.375<td>45-57<td>.789<td>208<td>2.9<td>91<td>63-0<td>51<td>39<td>26<td>246<td>3.4</td></td></td></td></td></td></td></td></td></td></td></td></td></td></td></td></td>	72 <td>1020<td>93-209<td>.445<td>15-40<td>.375<td>45-57<td>.789<td>208<td>2.9<td>91<td>63-0<td>51<td>39<td>26<td>246<td>3.4</td></td></td></td></td></td></td></td></td></td></td></td></td></td></td></td>	1020 <td>93-209<td>.445<td>15-40<td>.375<td>45-57<td>.789<td>208<td>2.9<td>91<td>63-0<td>51<td>39<td>26<td>246<td>3.4</td></td></td></td></td></td></td></td></td></td></td></td></td></td></td>	93-209 <td>.445<td>15-40<td>.375<td>45-57<td>.789<td>208<td>2.9<td>91<td>63-0<td>51<td>39<td>26<td>246<td>3.4</td></td></td></td></td></td></td></td></td></td></td></td></td></td>	.445 <td>15-40<td>.375<td>45-57<td>.789<td>208<td>2.9<td>91<td>63-0<td>51<td>39<td>26<td>246<td>3.4</td></td></td></td></td></td></td></td></td></td></td></td></td>	15-40 <td>.375<td>45-57<td>.789<td>208<td>2.9<td>91<td>63-0<td>51<td>39<td>26<td>246<td>3.4</td></td></td></td></td></td></td></td></td></td></td></td>	.375 <td>45-57<td>.789<td>208<td>2.9<td>91<td>63-0<td>51<td>39<td>26<td>246<td>3.4</td></td></td></td></td></td></td></td></td></td></td>	45-57 <td>.789<td>208<td>2.9<td>91<td>63-0<td>51<td>39<td>26<td>246<td>3.4</td></td></td></td></td></td></td></td></td></td>	.789 <td>208<td>2.9<td>91<td>63-0<td>51<td>39<td>26<td>246<td>3.4</td></td></td></td></td></td></td></td></td>	208 <td>2.9<td>91<td>63-0<td>51<td>39<td>26<td>246<td>3.4</td></td></td></td></td></td></td></td>	2.9 <td>91<td>63-0<td>51<td>39<td>26<td>246<td>3.4</td></td></td></td></td></td></td>	91 <td>63-0<td>51<td>39<td>26<td>246<td>3.4</td></td></td></td></td></td>	63-0 <td>51<td>39<td>26<td>246<td>3.4</td></td></td></td></td>	51 <td>39<td>26<td>246<td>3.4</td></td></td></td>	39 <td>26<td>246<td>3.4</td></td></td>	26 <td>246<td>3.4</td></td>	246 <td>3.4</td>	3.4
17-18 <td>74<td>1978<td>231-438<td>.527<td>19-57<td>.333<td>104-146<td>.712<td>396<td>5.4<td>202<td>114-0<td>115<td>94<td>60<td>585<td>7.9</td></td></td></td></td></td></td></td></td></td></td></td></td></td></td></td></td>	74 <td>1978<td>231-438<td>.527<td>19-57<td>.333<td>104-146<td>.712<td>396<td>5.4<td>202<td>114-0<td>115<td>94<td>60<td>585<td>7.9</td></td></td></td></td></td></td></td></td></td></td></td></td></td></td></td>	1978 <td>231-438<td>.527<td>19-57<td>.333<td>104-146<td>.712<td>396<td>5.4<td>202<td>114-0<td>115<td>94<td>60<td>585<td>7.9</td></td></td></td></td></td></td></td></td></td></td></td></td></td></td>	231-438 <td>.527<td>19-57<td>.333<td>104-146<td>.712<td>396<td>5.4<td>202<td>114-0<td>115<td>94<td>60<td>585<td>7.9</td></td></td></td></td></td></td></td></td></td></td></td></td></td>	.527 <td>19-57<td>.333<td>104-146<td>.712<td>396<td>5.4<td>202<td>114-0<td>115<td>94<td>60<td>585<td>7.9</td></td></td></td></td></td></td></td></td></td></td></td></td>	19-57 <td>.333<td>104-146<td>.712<td>396<td>5.4<td>202<td>114-0<td>115<td>94<td>60<td>585<td>7.9</td></td></td></td></td></td></td></td></td></td></td></td>	.333 <td>104-146<td>.712<td>396<td>5.4<td>202<td>114-0<td>115<td>94<td>60<td>585<td>7.9</td></td></td></td></td></td></td></td></td></td></td>	104-146 <td>.712<td>396<td>5.4<td>202<td>114-0<td>115<td>94<td>60<td>585<td>7.9</td></td></td></td></td></td></td></td></td></td>	.712 <td>396<td>5.4<td>202<td>114-0<td>115<td>94<td>60<td>585<td>7.9</td></td></td></td></td></td></td></td></td>	396 <td>5.4<td>202<td>114-0<td>115<td>94<td>60<td>585<td>7.9</td></td></td></td></td></td></td></td>	5.4 <td>202<td>114-0<td>115<td>94<td>60<td>585<td>7.9</td></td></td></td></td></td></td>	202 <td>114-0<td>115<td>94<td>60<td>585<td>7.9</td></td></td></td></td></td>	114-0 <td>115<td>94<td>60<td>585<td>7.9</td></td></td></td></td>	115 <td>94<td>60<td>585<td>7.9</td></td></td></td>	94 <td>60<td>585<td>7.9</td></td></td>	60 <td>585<td>7.9</td></td>	585 <td>7.9</td>	7.9
TOT	257	4602	493-1031	.478	49-145	.338	220-300	.733	920	3.6	444	302-0	241	202	122	1255	4.9
NBA PLAYOFFS (3 Years)																	
2016	10	129	8-25	.320	1-3	.333	6-7	.857	24	2.4	7	11-0	6	4	3	23	2.3
2017	15	195	36-64	.563	3-10	.300	8-11	.727	46	3.1	25	8-0	10	7	2	83	5.5
2018	5	74	12-20	.600	0-4	.000	3-4	.750	13	2.6	3	10-0	6	3	1	27	5.4
TOT	30	397	56-109	.514	4-17	.235	17-22	.773	83	2.8	35	29-0	22	14	6	133	4.4

FORMER SPURS STATISTICS

ANDERSON, WILLIE #40

6-8 G

Georgia '88

1/8/67

How Obtained: First round pick, 1988 Draft, 10th overall

How Departed: Selected by Toronto in 1995 NBA Expansion Draft, 6/24/95

NBA (7 Years)

YEAR	GP	MIN	FGM-FGA	PCT	3-POINT FGM-FGA	PCT	FTM-FTA	PCT	REBS	AVG	AST	PF-DQ	STL	TO	BLK	PTS	AVG
88-89	81	2738	640-1285	.498	4-21	.190	224-289	.775	417	5.1	372	295-8	150	261	62	1508	18.6
89-90	82	2788	532-1082	.492	7-26	.269	217-290	.748	372	4.5	364	252-3	111	198	58	1288	15.7
90-91	75	2592	453-991	.457	7-35	.200	170-213	.798	351	4.7	358	226-4	79	167	46	1083	14.4
91-92	57	1889	312-685	.455	13-56	.232	107-138	.775	300	5.3	302	151-2	54	140	51	744	13.1
92-93	38	560	80-186	.430	1-8	.125	22-28	.786	57	1.5	79	52-0	14	44	6	183	4.8
93-94	80	2488	394-837	.471	22-68	.324	145-171	.848	242	3.0	347	187-1	71	153	46	955	11.9
94-95	38	556	76-162	.469	3-19	.158	30-41	.732	55	1.4	53	71-1	26	38	10	185	4.9
TOT	451	13611	2487-5228	.476	57-233	.245	915-1170	.782	1794	4.0	1875	1234-19	505	1001	279	5946	13.2

NBA PLAYOFFS (5 Years)

1990	10	375	87-168	.518	2-5	.400	29-36	.806	54	5.4	52	40-2	9	26	4	205	20.5
1991	4	159	33-68	.485	2-10	.200	8-13	.615	19	4.8	19	16-0	6	13	2	76	19.0
1993	10	219	37-82	.451	6-11	.545	15-17	.882	23	2.3	28	23-0	9	12	2	95	9.5
1994	4	106	14-37	.378	1-1	1.000	4-7	.571	8	2.0	12	7-0	5	4	2	33	8.3
1995	11	97	9-20	.450	0-1	.000	2-3	.667	12	1.1	10	12-0	5	8	0	20	1.8
TOT	39	956	180-375	.480	11-28	.393	58-76	.763	116	3.0	121	98-2	34	63	10	429	11.0

ANTHONY, JOEL #30

6-9 F/C

UNLV '08

8/9/82

How Obtained: Signed as free agent, 2/12/17

How Departed: Unsigned free agent, 7/17

NBA (1 Year)

YEAR	GP	MIN	FGM-FGA	PCT	3-POINT FGM-FGA	PCT	FTM-FTA	PCT	REBS	AVG	AST	PF-DQ	STL	TO	BLK	PTS	AVG
16-17	19	122	10-16	.625	0-0	.000	5-8	.625	31	1.6	3	11-0	2	4	6	25	1.3
TOT	19	122	10-16	.625	0-0	.000	5-8	.625	31	1.6	3	11-0	2	4	6	25	1.3

NBA PLAYOFFS (1 Year)

2017	3	15	3-4	.750	0-0	.000	0-1	.000	4	1.3	0	2-0	0	1	2	6	2.0
------	---	----	-----	------	-----	------	-----	------	---	-----	---	-----	---	---	---	---	-----

AVERITT, WILLIAM #10

6-1 G

Pepperdine '73

7/22/52

How Obtained: Contract purchased from San Diego, 1973

How Departed: Traded to Kentucky for second round pick in '75 and cash, 6/24/74

ABA (1 Year)

YEAR	GP	MIN	FGM-FGA	PCT	3-POINT FGM-FGA	PCT	FTM-FTA	PCT	REBS	AVG	AST	PF-DQ	STL	TO	BLK	PTS	AVG
73-74	74	1639	343-912	.376	9-50	.180	156-224	.696	121	1.6	132	166-0	63	137	6	851	11.5
TOT	74	1639	343-912	.376	9-50	.180	156-224	.696	121	1.6	132	166-0	63	137	6	851	11.5

ABA PLAYOFFS (1 Year)

1974	6	104	19-51	.373	0-3	.000	15-19	.789	11	1.8	2	11-0	1	9	4	53	8.8
------	---	-----	-------	------	-----	------	-------	------	----	-----	---	------	---	---	---	----	-----

AYRES, JEFF #11

6-9 F/C

Arizona State '09

4/29/87

How Obtained: Signed as free agent, 7/11/13

How Departed: Unsigned free agent, 7/15

NBA (2 Years)

YEAR	GP	MIN	FGM-FGA	PCT	3-POINT FGM-FGA	PCT	FTM-FTA	PCT	REBS	AVG	AST	PF-DQ	STL	TO	BLK	PTS	AVG
13-14	73	952	101-174	.580	0-0	.000	38-55	.691	258	3.5	60	146-0	13	63	25	240	3.3
14-15	51	383	55-95	.579	0-0	.000	27-36	.750	117	2.3	14	60-0	8	26	8	137	2.7
TOT	124	1335	156-269	.580	0-0	.000	65-91	.714	375	3.0	74	206-0	21	89	33	377	3.0

NBA PLAYOFFS (2 Years)

2014	17	65	6-13	.462	0-0	.000	5-8	.625	19	1.1	5	6-0	0	1	0	17	1.0
2015	3	12	0-1	.000	0-0	.000	0-0	.000	3	1.0	2	0-0	0	0	0	0	0.0
TOT	20	77	6-14	.429	0-0	.000	5-8	.625	22	1.1	7	6-0	0	1	0	17	0.9

BANKS, GENE #20

6-8 F

Duke '81

5/15/59

How Obtained: First round pick, 1981 Draft, 28th overall

How Departed: Traded to Chicago for S. Johnson and 2nd round pick in '85, 6/18/85

NBA (4 Years)

YEAR	GP	MIN	FGM-FGA	PCT	3-POINT FGM-FGA	PCT	FTM-FTA	PCT	REBS	AVG	AST	PF-DQ	STL	TO	BLK	PTS	AVG
81-82	80	1700	311-652	.477	0-8	.000	145-212	.684	411	5.1	147	199-2	55	106	17	767	9.6
82-83	81	2722	505-919	.550	0-5	.000	196-278	.705	612	7.6	279	229-3	78	171	21	1206	14.9
83-84	80	2600	424-747	.568	1-6	.167	200-270	.741	582	7.3	254	256-5	105	166	23	1049	13.1
84-85	82	2091	289-493	.586	1-3	.333	199-257	.774	445	5.4	234	220-3	65	140	13	778	9.5
TOT	323	9113	1529-2811	.544	2-22	.090	740-1017	.728	2050	6.3	914	904-13	303	583	74	3600	11.8

NBA PLAYOFFS (3 Years)

1982	9	146	30-65	.462	0-1	.000	4-10	.400	43	4.8	9	12-0	4	6	3	64	7.1
1983	11	398	76-150	.507	0-0	.000	23-35	.657	76	6.9	50	25-1	11	21	1	175	15.9
1985	1	10	0-1	.000	0-0	.000	0-0	.000	0	0.0	1	3-0	0	2	0	0	0.0
TOT	21	554	106-216	.491	0-1	.000	27-45	.600	119	5.7	60	40-1	15	29	4	239	11.4

BARDO, STEVE #42

6-6 G

Illinois '90

4/5/68

How Obtained: (1) Signed as free agent, 9/5/91; (2) Signed to 10-day contract, 2/19/92

How Departed: (1) Waived, 11/12/91; (2) Waived, 2/27/92

NBA (1 Year)

YEAR	GP	MIN	FGM-FGA	PCT	3-POINT FGM-FGA	PCT	FTM-FTA	PCT	REBS	AVG	AST	PF-DQ	STL	TO	BLK	PTS	AVG
91-92	1	1	0-0	.000	0-0	.000	0-0	.000	1	1.0	0	0-0	0	0	0	0	0.0

FORMER SPURS STATISTICS

BARRY, BRENT #17				6-7		G	Oregon State '95				12/31/71						
How Obtained: (1) Signed as free agent, 7/15/04. (2) Signed as a free agent, 3/24/08																	
How Departed: (1) Traded to Seattle with Elson and a first round pick for Thomas, 2/20/08. (2) Unsigned free agent, 7/08																	
NBA (4 Years)				3-POINT													
YEAR	GP	MIN	FGM-FGA	PCT	FGM-FGA	PCT	FTM-FTA	PCT	REBS	AVG	AST	PF-DQ	STL	TO	BLK	PTS	AVG
04-05	81	1742	194-459	.423	100-280	.357	113-135	.837	190	2.3	178	123-0	39	64	20	601	7.4
05-06	74	1259	156-345	.452	80-202	.396	39-59	.661	159	2.1	123	99-1	39	52	27	431	5.8
06-07	75	1631	202-425	.475	128-287	.446	103-117	.880	160	2.1	138	88-0	56	61	12	635	8.5
07-08	31	554	77-160	.481	48-112	.429	19-20	.950	55	1.8	67	93-0	29	56	10	221	7.1
TOT	261	5186	629-1389	.453	356-881	.404	274-331	.828	564	2.2	506	403-1	163	233	69	1888	7.2
NBA PLAYOFFS (4 Years)																	
04-05	23	555	48-105	.457	28-66	.424	17-21	.810	56	2.4	44	44-1	15	27	4	141	6.1
05-06	13	301	34-61	.557	17-34	.500	16-21	.762	32	2.5	22	29-0	9	9	3	101	7.8
06-07	19	225	21-60	.350	15-49	.306	2-2	1.000	25	1.3	21	17-0	4	11	2	59	3.1
07-08	16	227	26-53	.491	19-41	.463	12-15	.800	18	1.1	17	22-0	6	9	2	83	5.2
TOT	71	1308	129-279	.462	79-190	.416	47-59	.797	131	1.8	104	112-1	34	56	11	384	5.4

BASSETT, TIM #21					6-8		F	Georgia '73					4/1/51				
How Obtained: Signed as free agent, 3/22/80																	
How Departed: Waived, 6/6/80																	
NBA (1 Year)																	
YEAR	GP	MIN	FGM-FGA	PCT	3-POINT FGM-FGA	PCT	FTM-FTA	PCT	REBS	AVG	AST	PF-DQ	STL	TO	BLK	PTS	AVG
79-80	5	72	4-12	.333	0-0	.000	2-3	.667	15	3.0	10	13-0	3	5	0	10	2.0
NBA PLAYOFFS (1 Year)																	
1980	3	19	1-2	.500	0-0	.000	0-0	.000	1	0.3	0	7-0	0	1	0	2	0.7

BATEER, MENGKE #34					6-11		C	Inner Mongolia, China					11/20/75				
How Obtained: From Detroit for a second round pick in '03, 10/3/02																	
How Departed: Unsigned free agent, 7/16/03																	
NBA (1 Year)																	
3-POINT																	
YEAR	GP	MIN	FGM-FGA	PCT	FGM-FGA	PCT	FTM-FTA	PCT	REBS	AVG	AST	PF-DQ	STL	TO	BLK	PTS	AVG
02-03	12	46	4-17	.235	1-3	.333	0-2	.000	10	0.8	4	14-0	0	6	0	9	0.8

BATTON, DAVE #45				6-10		C	Notre Dame '78				3/26/56						
How Obtained: From Washington for future considerations, 7/11/83																	
How Departed: Waived, 11/10/83																	
NBA (1 Year)				3-POINT													
YEAR	GP	MIN	FGM-FGA	PCT	FGM-FGA	PCT	FTM-FTA	PCT	REBS	AVG	AST	PF-DQ	STL	TO	BLK	PTS	AVG
83-84	4	31	5-10	.500	0-0	.000	0-0	.000	4	1.0	3	5-0	0	4	3	10	2.5

BAYNES, ARON #16					6-10		F/C	Washington State '09				12/9/86					
How Obtained: Signed as free agent, 1/23/13																	
How Departed: Unsigned free agent, 7/15																	
NBA (3 Years)					3-POINT												
YEAR	GP	MIN	FGM-FGA	PCT	FGM-FGA	PCT	FTM-FTA	PCT	REBS	AVG	AST	PF-DQ	STL	TO	BLK	PTS	AVG
12-13	16	141	18-36	.500	0-1	.000	7-12	.583	32	2.0	5	23-0	1	11	6	43	2.7
13-14	53	491	71-163	.436	0-0	.000	19-21	.905	145	2.7	34	77-1	2	36	5	161	3.0
14-15	70	1122	185-327	.566	1-4	.250	90-104	.865	318	4.5	35	162-3	16	65	22	461	6.6
TOT	139	1754	274-526	.521	1-5	.200	116-137	.847	495	3.6	74	262-4	19	112	33	665	4.8
NBA PLAYOFFS (3 Years)																	
2013	4	23	4-7	.571	0-0	.000	0-0	.000	5	1.3	0	4-0	0	1	0	8	2.0
2014	14	101	12-24	.500	0-1	.000	8-10	.800	31	2.2	0	15-0	3	7	0	32	2.3
2015	4	40	3-10	.300	0-0	.000	3-3	1.000	10	2.5	1	9-1	0	3	0	9	2.3
TOT	22	164	19-41	.463	0-1	.000	11-13	.846	46	2.1	1	28-1	3	11	0	49	2.2

BEDFORD, WILLIAM #00					7-1	C	Memphis State '86					12/3/63					
How Obtained: Signed as free agent, 10/26/92																	
How Departed: Waived, 1/4/93																	
NBA (1 Year)																	
					3-POINT												
YEAR	GP	MIN	FGM-FGA	PCT	FGM-FGA	PCT	FTM-FTA	PCT	REBS	AVG	AST	PF-DQ	STL	TO	BLK	PTS	AVG
92-93	16	66	9-27	.333	1-1	1.000	6-12	.500	10	0.6	0	15-0	0	1	1	25	1.6

BERRY, WALTER #6					6-8		F	St. John's '86					5/14/64				
How Obtained: From Portland for Duckworth, 12/18/86																	
How Departed: Traded to New Jersey for Comegys, 8/29/88																	
NBA (2 Years)					3-POINT												
YEAR	GP	MIN	FGM-FGA	PCT	FGM-FGA	PCT	FTM-FTA	PCT	REBS	AVG	AST	PF-DQ	STL	TO	BLK	PTS	AVG
86-87	56	1567	401-758	.529	0-3	.000	186-287	.648	302	5.4	104	188-2	36	153	40	988	17.6
87-88	73	1922	540-960	.563	0-0	.000	192-320	.600	395	5.4	110	207-2	55	162	63	1272	17.4
TOT	129	3489	941-1718	.548	0-3	.000	378-607	.639	697	5.4	214	395-4	91	315	103	2260	17.5
NBA PLAYOFFS (1 Year)																	
1988	3	94	27-50	.540	0-1	.000	12-15	.800	21	7.0	6	10-0	5	11	2	66	22.0

BERTANS, DAVIS #42				6-10		F	Valmiera, Latvia				11/12/92						
How Obtained: From Indiana, along with Leonard and Lorbek for Hill, 6/23/11																	
How Departed: Traded to Washington for Carroll, 7/6/19																	
NBA (3 Years)																	
YEAR	GP	MIN	FGM-FGA	PCT	3-POINT FGM-FGA	PCT	FTM-FTA	PCT	REBS	AVG	AST	PF-DQ	STL	TO	BLK	PTS	AVG
16-17	67	808	103-234	.440	69-173	.399	28-34	.824	98	1.5	46	75-0	20	32	28	303	4.5
17-18	77	1086	161-366	.440	94-252	.373	40-49	.816	153	2.0	74	93-0	26	36	28	456	5.9
18-19	76	1632	204-453	.450	145-338	.429	53-60	.883	264	3.5	100	133-0	35	43	33	606	8.0
TOT	220	3526	468-1053	.444	308-763	.404	121-143	.846	515	2.3	220	301-0	81	111	89	1365	6.2
NBA PLAYOFFS (3 Years)																	
2017	13	112	12-27	.444	8-20	.400	4-6	.667	20	1.5	3	7-0	3	6	4	36	2.8
2018	5	82	3-18	.167	3-16	.188	8-11	.727	11	2.2	6	10-0	2	1	0	17	3.4
2019	5	79	5-15	.333	3-11	.273	3-5	.600	8	1.6	5	10-0	0	1	1	16	3.2
TOT	23	273	20-60	.333	14-47	.298	15-22	.682	39	1.7	14	27-0	5	8	5	16	3.0

FORMER SPURS STATISTICS

BLAB, UWE #33

How Obtained: From Golden State for C. Welp, 2/22/90

How Departed: Waived, 10/1/90

NBA (1 Year)

YEAR	GP	MIN	FGM-FGA	PCT	3-POINT FGM-FGA	PCT	FTM-FTA	PCT	REBS	AVG	AST	PF-DQ	STL	TO	BLK	PTS	AVG
89-90	7	50	6-11	.545	0-0	.000	3-6	.500	9	1.3	1	9-0	0	5	0	15	2.1
NBA PLAYOFFS (1 Year)																	
1990	2	5	0-1	.000	0-0	.000	3-6	.500	2	1	1	0-0	0	0	0	3	1.5

7-1 C

Indiana '85

3/26/62

BLACKWELL, NATE #3

How Obtained: Second round pick, 1987 Draft, 27th overall

How Departed: Waived, 12/1/87

NBA (1 Year)

YEAR	GP	MIN	FGM-FGA	PCT	3-POINT FGM-FGA	PCT	FTM-FTA	PCT	REBS	AVG	AST	PF-DQ	STL	TO	BLK	PTS	AVG
87-88	10	112	15-41	.366	2-11	.182	5-6	.833	6	0.6	18	16-0	3	8	0	37	3.7

6-4 G

Temple '87

2/15/65

BLAIR, DEJUAN #45

How Obtained: Second round pick, 2009 Draft, 37th overall

How Departed: Unsigned free agent, 7/13

NBA (4 Years)

YEAR	GP	MIN	FGM-FGA	PCT	3-POINT FGM-FGA	PCT	FTM-FTA	PCT	REBS	AVG	AST	PF	STL	TO	BLK	PTS	AVG
09-10	82	1494	275-495	.556	0-2	.000	88-161	.547	326	6.4	65	224	50	112	39	638	7.8
10-11	81	1734	292-583	.501	0-2	.000	90-137	.657	350	7.0	77	213	95	113	42	674	8.3
11-12	64	1362	269-204	.534	0-1	.000	73-119	.613	197	5.5	78	168	59	92	12	611	9.5
12-13	61	851	142-271	.524	0-1	.000	44-70	.629	164	3.8	45	112	37	49	10	328	5.4
TOT	288	5441	978-1853	.528	0-6	.000	295-487	.606	1672	5.8	265	717	241	366	103	2251	7.8
NBA PLAYOFFS (4 Years)																	
09-10	10	91	16-32	.500	0-0	.000	5-9	.556	39	3.9	5	18-0	5	2	4	37	3.7
10-11	4	50	7-21	.333	0-0	.000	3-5	.600	13	3.3	2	6-0	0	2	1	17	4.3
11-12	10	76	17-27	.630	0-0	.000	3-6	.500	23	2.3	2	10-0	3	1	1	37	3.7
12-13	12	76	21-34	.618	0-0	.000	8-13	.615	24	2.0	7	14-0	5	1	1	47	3.9
TOT	36	293	61-114	.535	0-0	.000	16-29	.552	99	2.8	16	48-0	13	6	7	138	3.8

6-7 C/F

Pittsburgh '09

4/22/89

BOGANS, KEITH #10

How Obtained: Signed as free agent, 9/21/09

How Departed: Unsigned free agent, 8/10

NBA (1 Year)

YEAR	GP	MIN	FGM-FGA	PCT	3-POINT FGM-FGA	PCT	FTM-FTA	PCT	REBS	AVG	AST	PF-DQ	STL	TO	BLK	PTS	AVG
09-10	79	1559	120-298	.403	70-196	.357	37-50	.740	176	2.2	95	156-1	45	53	12	347	4.4
NBA PLAYOFFS (1 Year)																	
09-10	8	55	2-10	.200	1-6	.167	0-0	.000	6	0.8	2	9-0	2	2	1	5	0.6

6-5 G/F

Kentucky '03

5/12/80

BONNER, MATT #15

How Obtained: From Toronto - along with Eric Williams and a 2009 second round pick, in exchange for Rasha Nesterovic, on 06/21/06

How Departed: Unsigned free agent, 7/05

NBA (10 Years)

YEAR	GP	MIN	FGM-FGA	PCT	3-POINT FGM-FGA	PCT	FTM-FTA	PCT	REBS	AVG	AST	PF-DQ	STL	TO	BLK	PTS	AVG
06-07	56	653	106-237	.447	36-94	.383	27-38	.711	156	2.8	22	67-1	17	25	11	275	4.9
07-08	68	853	121-291	.416	46-137	.336	38-44	.864	192	2.8	32	111-0	14	39	17	326	4.8
08-09	81	1928	266-536	.496	118-268	.440	17-23	.739	386	4.8	82	190-1	47	37	26	667	8.2
09-10	65	1161	166-372	.446	90-231	.390	35-48	.729	214	3.3	68	109-1	30	39	24	457	7.0
10-11	66	1432	172-371	.464	105-230	.457	32-43	.744	239	3.6	60	110-0	26	27	21	481	7.3
11-12	65	1326	154-350	.440	105-250	.420	16-21	.762	214	3.3	61	68-0	15	14	21	429	6.6
12-13	68	909	112-230	.487	53-120	.442	11-15	.733	129	1.9	36	86-0	17	16	19	288	4.2
13-14	61	690	73-164	.445	42-98	.429	9-12	.750	130	2.1	31	49-0	15	16	11	197	3.2
14-15	72	935	94-230	.409	46-126	.365	30-37	.811	115	1.6	47	65-0	10	11	12	264	3.7
15-16	30	206	29-57	.509	15-34	.441	3-4	.750	27	0.9	9	16-0	6	3	1	76	2.5
TOT	632	10092	1293-2838	.456	656-1588	.413	218-285	.765	1802	2.9	448	871-3	197	227	163	3460	5.5
NBA PLAYOFFS (9 Years)																	
06-07	9	25	2-7	.286	1-4	.250	2-2	1.000	3	0.3	0	6-0	2	3	0	7	0.8
07-08	2	9	2-3	.667	0-0	---	0-0	---	2	1.0	2	0-0	0	0	0	4	2.0
08-09	5	100	5-23	.217	3-13	.231	2-2	1.000	16	3.2	0	10-0	3	2	2	15	3.0
09-10	10	173	19-44	.432	10-27	.370	2-2	1.000	32	3.2	4	22-0	1	7	3	50	5.0
10-11	6	123	12-25	.480	6-18	.333	8-10	.800	19	3.2	2	18-0	1	1	1	38	6.3
11-12	13	165	10-32	.313	8-23	.348	3-5	.600	25	1.9	9	24-0	2	3	4	31	2.4
12-13	20	267	28-59	.475	15-32	.469	10-12	.833	39	2.0	6	35-0	5	2	5	81	4.1
13-14	22	136	10-21	.476	4-12	.333	3-4	.750	14	0.6	11	12-0	2	2	1	27	1.2
14-15	7	36	2-10	.200	2-9	.222	0-0	---	6	0.9	1	8-0	0	1	1	6	0.9
TOT	94	1034	90-224	.402	49-138	.355	30-37	.811	156	1.7	35	135-0	16	21	17	259	2.8

6-10 F/C

Florida '03

4/5/80

FORMER SPURS STATISTICS

BOWEN, BRUCE #12 6-7 G/F Cal State Fullerton '93 6/14/71

How Obtained: Signed as free agent, 7/31/01

How Departed: Traded to Milwaukee, along with K. Thomas, as part of the Jefferson trade, 6/23/09

NBA (8 Years)

		3-POINT																	
YEAR	GP	MIN	FGM-FGA	PCT	FGM-FGA	PCT	FTM-FTA	PCT	REBS	AVG	AST	PF-DQ	STL	TO	BLK	PTS	AVG		
01-02	59	1699	155-398	.389	56-148	.378	46-96	.479	162	2.7	88	116-0	62	66	25	412	7.0		
02-03	82	2566	223-479	.466	101-229	.441	36-89	.404	239	2.9	113	190-0	66	72	42	583	7.1		
03-04	82	2624	211-502	.420	77-212	.363	66-114	.579	253	3.1	113	166-1	84	90	33	565	6.9		
04-05	82	2627	251-598	.420	102-253	.403	71-112	.634	285	3.5	126	175-0	55	57	39	675	8.2		
05-06	82	3755	232-536	.433	104-245	.424	51-84	.607	320	3.9	126	191-0	79	67	30	619	7.5		
06-07	82	2464	189-467	.405	89-232	.384	43-73	.589	223	2.7	117	175-1	62	65	25	510	6.2		
07-08	81	2448	174-428	.407	90-215	.419	45-69	.652	234	2.9	91	177-0	54	46	22	483	6.0		
08-09	80	1508	79-187	.422	42-98	.429	14-26	.538	145	1.8	40	123-1	36	25	13	214	2.7		
TOT	630	19691	1514-3595	.421	661-1632	.400	372-663	.561	1861	3.0	814	1197-3	498	488	229	4061	6.4		

NBA PLAYOFFS (8 Years)

01-02	10	345	25-61	.410	11-25	.440	7-14	.500	33	3.3	14	28-0	11	7	7	68	6.8
02-03	24	750	54-145	.372	35-80	.438	23-42	.548	69	2.9	39	52-0	20	15	17	166	6.9
03-04	10	298	23-63	.365	11-29	.379	3-13	.231	29	2.9	10	24-0	4	4	3	60	6.0
04-05	23	814	46-128	.359	29-67	.433	11-17	.647	66	2.9	36	77-0	11	15	13	132	5.7
05-06	13	442	32-61	.525	15-30	.500	1-2	.500	28	2.2	16	42-0	11	9	8	80	6.2
06-07	20	689	47-119	.395	33-74	.446	3-6	.500	81	4.1	26	54-0	28	14	4	130	6.5
07-08	17	508	37-93	.398	22-54	.407	8-11	.727	33	1.9	23	41-0	11	9	6	104	6.1
08-09	5	130	7-13	.538	5-9	.556	2-2	1.000	15	3.0	3	10-0	3	3	0	21	4.2
TOT	274	4183	443-774	.572	0-4	.000	105-174	.603	1063	3.9	249	602-6	78	186	66	991	3.6

BOWIE, ANTHONY #25 6-6 G Oklahoma '86 11/9/63

How Obtained: Signed 10-day contract, 3/20/89; Signed 10-day contract, 3/29/89; Signed for season, 4/9/89

How Departed: Traded to Houston for cash, 8/15/89

NBA (1 Year)

		3-POINT																	
YEAR	GP	MIN	FGM-FGA	PCT	FGM-FGA	PCT	FTM-FTA	PCT	REBS	AVG	AST	PF-DQ	STL	TO	BLK	PTS	AVG		
88-89	18	438	72-144	.500	1-5	.200	10-15	.667	56	3.1	29	43-1	18	22	4	155	8.6		

BRATZ, MIKE #23 6-2 G Stanford '77 10/17/55

How Obtained: From Cleveland for a third round pick in '83, 10/28/81

How Departed: Traded to Chicago for a fourth round pick in '83, 3/8/83

NBA (1 Year)

		3-POINT																	
YEAR	GP	MIN	FGM-FGA	PCT	FGM-FGA	PCT	FTM-FTA	PCT	REBS	AVG	AST	PF-DQ	STL	TO	BLK	PTS	AVG		
81-82	81	1616	230-565	.407	46-138	.333	119-152	.783	166	2.0	438	183-0	65	139	11	625	7.7		
NBA PLAYOFFS (1 Year)																			
1982	9	180	15-52	.288	5-18	.278	8-10	.800	14	1.6	48	20-0	9	12	0	43	4.8		

BREWER, RON #10 6-4 G Arkansas '78 9/16/55

How Obtained: (1) From Portland for M. Gale and a first round pick in '82, 12/19/80; (2) From Golden St. for cash and a second round pick in '85, 1/21/84

How Departed: (1) Traded to Cleveland, with R. Johnson, for Mitchell and Phegley, 12/24/81; (2) Waived, 12/5/84

NBA (4 Years)

		3-POINT																	
YEAR	GP	MIN	FGM-FGA	PCT	FGM-FGA	PCT	FTM-FTA	PCT	REBS	AVG	AST	PF-DQ	STL	TO	BLK	PTS	AVG		
80-81	46	904	180-385	.468	0-2	.000	65-80	.813	53	1.2	93	53-0	27	54	25	425	9.2		
81-82	25	595	182-361	.504	3-10	.300	77-88	.875	50	2.0	67	37-0	23	34	7	444	17.8		
83-84	40	782	152-345	.441	3-13	.231	41-50	.820	50	1.3	44	54-0	18	33	16	348	8.7		
84-85	9	81	13-34	.382	0-0	.000	7-7	1.000	3	0.3	6	8-0	1	4	1	33	3.7		
TOT	120	2362	527-1125	.468	6-25	.240	190-225	.844	156	1.3	210	152-0	9	125	49	1250	10.4		
NBA PLAYOFFS (1 Year)																			
1981	7	118	29-61	.475	1-3	.333	21-29	.724	5	0.7	13	6-0	2	6	6	80	11.4		

BRICKOWSKI, FRANK #43 6-10 F Penn State '81 8/15/59

How Obtained: From LA Lakers, with Gundumsson, a first round pick in '87 and a second round pick in '90, for M. Thompson, 2/13/87

How Departed: Traded to Milwaukee for P. Pressey, 8/1/90

NBA (4 Years)

		3-POINT																	
YEAR	GP	MIN	FGM-FGA	PCT	FGM-FGA	PCT	FTM-FTA	PCT	REBS	AVG	AST	PF-DQ	STL	TO	BLK	PTS	AVG		
86-87	7	83	10-30	.333	0-4	.000	10-11	.909	19	2.7	5	13-0	6	7	2	30	4.3		
87-88	70	2227	425-805	.528	1-5	.200	268-349	.768	483	6.9	266	275-11	74	207	36	1119	16.0		
88-89	64	1822	337-654	.515	0-2	.000	201-281	.715	406	6.3	131	252-10	102	165	35	875	13.7		
89-90	78	1438	211-387	.545	0-2	.000	95-141	.674	327	4.2	105	226-4	66	93	37	517	6.6		
TOT	219	5570	983-1876	.524	1-13	.077	574-782	.734	1235	5.6	507	766-25	248	472	110	2541	11.6		
NBA PLAYOFFS (2 Years)																			
1988	3	113	22-44	.500	1-1	1.000	13-19	.684	22	7.3	14	12-0	6	9	2	58	19.3		
1990	10	161	31-54	.574	0-0	.000	17-26	.654	44	4.4	11	31-0	8	15	1	79	7.9		
TOT	13	274	53-98	.540	1-1	1.000	30-45	.666	66	5.1	25	43-0	14	24	3	137	10.5		

BRISTOW, ALLAN #30 6-7 F Virginia Tech '73 8/23/51

How Obtained: Signed as free agent, 11/8/75

How Departed: Utah signed as free agent (Griffin as compensation), 6/28/79

ABA (1 Year)

		3-POINT																	
YEAR	GP	MIN	FGM-FGA	PCT	FGM-FGA	PCT	FTM-FTA	PCT	REBS	AVG	AST	PF-DQ	STL	TO	BLK	PTS	AVG		
75-76	47	882	125-271	.461	0-1	.000	78-92	.848	174	3.7	121	81-0	24	63	2	328	7.0		
NBA (3 Years)																			
76-77	82	2017	365-747	.489	0-0	.000	206-258	.798	348	4.2	240	195-1	89	63	2	936	11.4		
77-78	82	1481	257-538	.478	0-0	.000	152-208	.731	257	3.1	194	150-0	69	146	4	666	8.1		
78-79	74	1324	174-354	.492	0-0	.000	124-149	.832	247	3.3	231	154-0	56	108	15	472	6.4		
TOT	238	4822	796-1639	.486	0-0	.000	482-615	.784	852	3.6	665	499-1	214	317	21	2074	8.7		
ABA PLAYOFFS (1 Year)																			
1976	7	97	13-35	.371	0-1	.000	19-24	.792	14	2.0	12	14-0	5	8	0	45	6.4		
NBA PLAYOFFS (3 Years)																			
1977	2	28	3-9	.333	0-0	.000	2-9	.222	4	2.0	7	6-0	2	8	0	8	4.0		
1978	5	51	9-15	.600	0-0	.000	4-6	.667	11	2.2	7	10-0	2	5	0	22	4.4		
1979	13	163	20-49	.408	0-0	.000	16-21	.762	27	2.1	28	17-0	9	11	5	56	4.3		
TOT	20	242	32-73	.438	0-0	.000	22-36	.611	42	2.1	42	33-0	13	24	5	86	4.3		

FORMER SPURS STATISTICS

BRITTAIN, MIKE #40

7-0 C South Carolina '85

6/21/63

How Obtained: (1) Second round pick, 1985 Draft, 29th overall; (2) Signed 10-day contract, 3/12/87

How Departed: (1) Waived, 10/28/86; (2) Waived, 3/30/87

NBA (2 Years)

YEAR	GP	MIN	FGM-FGA	PCT	3-POINT FGM-FGA	PCT	FTM-FTA	PCT	REBS	AVG	AST	PF-DQ	STL	TO	BLK	PTS	AVG
85-86	32	219	22-43	.512	0-0	.000	10-19	.526	49	1.5	5	54-1	3	20	12	54	1.7
86-87	6	29	4-9	.444	0-0	.000	1-2	.500	4	0.7	2	3-0	1	2	0	9	1.5
TOT	38	248	26-52	.500	0-0	.000	11-21	.524	53	1.4	7	57-1	4	22	12	63	1.7
NBA PLAYOFFS (1 Year)																	
1986	1	2	1-2	.500	0-0	.000	0-0	.000	1	1.0	0	0-0	0	0	1	2	2.0

BROWN, CHUCKY #52

6-8 F NC State '89

2/29/68

How Obtained: Signed as free agent, 10/1/99

How Departed: Waived, 2/4/00

NBA (1 Year)

YEAR	GP	MIN	FGM-FGA	PCT	3-POINT FGM-FGA	PCT	FTM-FTA	PCT	REBS	AVG	AST	PF-DQ	STL	TO	BLK	PTS	AVG
99-00	30	602	82-176	.466	1-3	.333	25-31	.806	77	2.6	41	53-0	8	28	10	190	6.3

BROWN, DEVIN #23

6-5 G UTSA '02

12/30/78

How Obtained: (1) Signed as free agent, 9/30/02. (2) Signed as free agent, 11/3/02. (3) Signed as free agent, 8/1/03

How Departed: (1) Waived, 10/23/02. (2) Waived, 11/19/02. (3) Unsigned free agent, 7/05

NBA (3 Years)

YEAR	GP	MIN	FGM-FGA	PCT	3-POINT FGM-FGA	PCT	FTM-FTA	PCT	REBS	AVG	AST	PF-DQ	STL	TO	BLK	PTS	AVG
02-03	7	22	5-10	.500	0-0	.000	2-2	.100	7	1.0	2	3-0	0	5	0	12	1.7
03-04	58	627	85-196	.434	4-14	.286	60-74	.811	130	2.2	33	61-0	15	38	4	234	4.0
04-05	67	1238	173-409	.423	45-121	.372	103-130	.792	176	2.6	92	83-0	39	53	12	494	7.4
TOT	132	1887	263-615	.428	49-135	.363	165-206	.801	313	2.4	127	147-0	54	96	16	740	5.6
NBA PLAYOFFS (2 Years)																	
2004	9	130	18-37	.486	6-10	.600	10-17	.588	18	2.0	9	18-1	3	7	1	52	5.8
2005	12	60	7-20	.350	3-7	.429	4-7	.571	7	0.6	3	3-0	1	1	0	21	1.8
TOT	21	190	25-57	.439	9-17	.529	14-24	.583	25	1.2	12	21-1	4	8	1	73	3.5

BROWN, ROGER #42

6-11 C Kansas '72

2/23/50

How Obtained: Signed as free agent, 1973

How Departed: Waived, 1/21/73

ABA (1 Year)

YEAR	GP	MIN	FGM-FGA	PCT	3-POINT FGM-FGA	PCT	FTM-FTA	PCT	REBS	AVG	AST	PF-DQ	STL	TO	BLK	PTS	AVG
73-74	2	26	5-6	.833	0-0	.000	0-0	.000	6	3.0	1	4-0	0	2	0	10	5.0

BROWN, SHANNON #1

6-4 G MICHIGAN STATE '06

11/29/85

How Obtained: (1) Signed 10-day contract, 2/1/14; (2) Signed second 10-day contract, 2/12/14

NBA (1 Year)

YEAR	GP	MIN	FGM-FGA	PCT	3-POINT FGM-FGA	PCT	FTM-FTA	PCT	REBS	AVG	AST	PF-DQ	STL	TO	BLK	PTS	AVG
13-14	10	103	8-28	.286	0-2	.000	7-9	.778	13	1.3	5	0-0	1	8	0	23	2.3

BRYANT, MARK #2

6-9 F Seton Hall '88

4/25/65

How Obtained: Signed as free agent, 8/1/01

How Departed: Traded to Philadelphia, with the rights to Salmons and Holcomb, for Claxton, 6/26/02

NBA (1 Year)

YEAR	GP	MIN	FGM-FGA	PCT	3-POINT FGM-FGA	PCT	FTM-FTA	PCT	REBS	AVG	AST	PF-DQ	STL	TO	BLK	PTS	AVG
01-02	30	206	25-55	.455	0-0	.000	6-8	.750	44	1.5	10	38-1	7	6	2	56	1.9
NBA PLAYOFFS (1 Year)																	
2002	9	91	9-20	.450	0-0	.000	3-6	.500	12	1.3	1	14-0	1	1	2	21	2.3

BUECHLER, JUD #33

6-6 F Arizona '90

6/19/68

How Obtained: Claimed off waivers from New Jersey, 11/12/91

How Departed: Waived, 12/17/91

NBA (1 Year)

YEAR	GP	MIN	FGM-FGA	PCT	3-POINT FGM-FGA	PCT	FTM-FTA	PCT	REBS	AVG	AST	PF-DQ	STL	TO	BLK	PTS	AVG
91-92	11	140	15-30	.500	0-0	.000	3-9	.333	22	2.0	11	18-0	8	5	3	33	3.0

BURTON, WILLIE #9

6-8 F Minnesota '90

5/26/68

How Obtained: Signed as free agent, 2/24/98

How Departed: Unsigned free agent, 7/1/98

NBA (1 Year)

YEAR	GP	MIN	FGM-FGA	PCT	3-POINT FGM-FGA	PCT	FTM-FTA	PCT	REBS	AVG	AST	PF-DQ	STL	TO	BLK	PTS	AVG
97-98	13	43	8-21	.381	8-12	.667	3-9	.333	9	0.7	1	7-0	2	1	2	27	2.1

BUTLER, JACKIE #45

6-10 C Coastal Christian Academy

3/10/85

How Obtained: Signed as free agent, 7/21/06

How Departed: Traded to Houston, with the rights to Scola, for Spanoulis, 7/12/07

NBA (1 Year)

YEAR	GP	MIN	FGM-FGA	PCT	3-POINT FGM-FGA	PCT	FTM-FTA	PCT	REBS	AVG	AST	PF-DQ	STL	TO	BLK	PTS	AVG
06-07	11	103	16-35	.457	0-0	.000	9-10	.900	22	2.0	5	16-0	2	10	0	41	3.7

BUTLER, RASUAL #18

6-7 G/F La Salle '02

5/23/79

How Obtained: Signed as free agent, 9/28/15

How Departed: Waived, 3/9/16

NBA (1 Year)

YEAR	GP	MIN	FGM-FGA	PCT	3-POINT FGM-FGA	PCT	FTM-FTA	PCT	REBS	AVG	AST	PF-DQ	STL	TO	BLK	PTS	AVG
15-16	46	432	49-104	.471	15-49	.306	11-16	.688	56	1.2	24	11-0	13	8	23	124	2.7

FORMER SPURS STATISTICS

BYARS, DERRICK #34															6-7	G/F	Vanderbilt '07	4/25/84
How Obtained: Signed as free agent, 4/25/12																		
How Departed: Waived, 8/21/12																		
NBA (1 Year)																		
YEAR	GP	MIN	FGM-FGA	PCT	3-POINT FGM-FGA	PCT	FTM-FTA	PCT	REBS	AVG	AST	PF-DQ	STL	TO	BLK	PTS	AVG	
11-12	2	37	3-11	.273	0-6	.000	4-4	1.000	11	5.5	1	2-0	2	0	0	10	5	
CALVIN, MACK #24															6-0	G	USC '69	7/27/48
How Obtained: From LA Lakers for a first round pick in '77 and cash, 11/16/76																		
How Departed: Waived, 2/11/77																		
NBA (1 Year)																		
YEAR	GP	MIN	FGM-FGA	PCT	3-POINT FGM-FGA	PCT	FTM-FTA	PCT	REBS	AVG	AST	PF-DQ	STL	TO	BLK	PTS	AVG	
76-77	35	606	93-237	.392	—	—	123-146	.842	31	0.9	104	58-0	23	—	1	309	8.8	
CARR, ANTOINE #35															6-9	F	Wichita State '83	7/23/61
How Obtained: From Sacramento for Schintzius and a second round pick in '94, 9/23/91																		
How Departed: Unsigned free agent, 7/1/94																		
NBA (3 Years)																		
YEAR	GP	MIN	FGM-FGA	PCT	3-POINT FGM-FGA	PCT	FTM-FTA	PCT	REBS	AVG	AST	PF-DQ	STL	TO	BLK	PTS	AVG	
91-92	81	1867	359-732	.490	1-5	.200	162-212	.764	346	4.3	63	264-5	32	114	96	881	10.9	
92-93	71	1947	379-705	.538	0-5	.000	174-224	.777	388	5.5	97	264-5	35	96	87	932	13.1	
93-94	34	465	78-160	.488	0-1	.000	42-58	.724	51	1.5	15	75-0	9	15	22	198	5.8	
TOT	186	4279	816-1597	.511	1-11	.091	378-494	.765	785	4.2	175	603-10	76	225	205	2011	10.8	
NBA PLAYOFFS (3 Years)																		
1992	3	109	24-44	.545	1-2	.500	10-16	.625	23	7.7	3	14-1	2	4	11	59	19.7	
1993	8	171	39-74	.527	0-0	.000	6-10	.600	38	4.8	9	28-1	3	7	9	84	10.5	
1994	3	37	5-11	.455	0-0	.000	8-9	.889	1	0.3	3	7-0	1	0	2	18	6.0	
TOT	14	317	68-129	.527	1-2	.500	24-35	.686	62	4.4	15	49-2	6	11	22	161	11.5	
CARROLL, MATT #3															6-6	G	Notre Dame '03	8/28/80
How Obtained: Signed as free agent, 3/8/04																		
How Departed: Unsigned free agent, 7/04																		
NBA (1 Year)																		
YEAR	GP	MIN	FGM-FGA	PCT	3-POINT FGM-FGA	PCT	FTM-FTA	PCT	REBS	AVG	AST	PF-DQ	STL	TO	BLK	PTS	AVG	
03-04	3	22	2-5	.400	0-0	.000	2-4	.500	3	1.0	1	5-0	1	4	0	6	2.0	
CARTER, ANTHONY #7															6-2	G	Hawaii '98	6/16/75
How Obtained: Signed as free agent, 8/1/03																		
How Departed: Waived, 12/5/03																		
NBA (1 Year)																		
YEAR	GP	MIN	FGM-FGA	PCT	3-POINT FGM-FGA	PCT	FTM-FTA	PCT	REBS	AVG	AST	PF-DQ	STL	TO	BLK	PTS	AVG	
03-04	5	87	11-37	.297	0-3	.000	0-0	.000	11	2.2	12	9-0	4	12	0	22	4.4	
CHAMBERS, JERRY #40															6-5	F	Utah '66	7/18/43
How Obtained: Signed as free agent, 1973																		
How Departed: Waived, 1/24/74																		
ABA (1 Year)																		
YEAR	GP	MIN	FGM-FGA	PCT	3-POINT FGM-FGA	PCT	FTM-FTA	PCT	REBS	AVG	AST	PF-DQ	STL	TO	BLK	PTS	AVG	
73-74	38	579	94-206	.456	0-0	.000	36-48	.750	103	2.7	42	74-0	11	28	3	224	5.9	
CHEEKS, MAURICE #10															6-1	G	West Texas State '78	9/8/56
How Obtained: From Philadelphia, with Welp and Wingate, for Dawkins and Vincent, 8/28/89																		
How Departed: Traded to New York for Strickland, 2/21/90																		
NBA (1 Year)																		
YEAR	GP	MIN	FGM-FGA	PCT	3-POINT FGM-FGA	PCT	FTM-FTA	PCT	REBS	AVG	AST	PF-DQ	STL	TO	BLK	PTS	AVG	
89-90	50	1766	215-450	.478	1-9	.111	114-137	.832	167	3.3	302	46-0	82	85	5	545	10.9	
CLAXTON, SPEEDY #10															5-11	G	Hofstra '00	5/8/78
How Obtained: From Philadelphia for Bryant and the draft rights to Salmons and Holcomb, 6/26/02																		
How Departed: Unsigned free agent, 7/16/03																		
NBA (1 Year)																		
YEAR	GP	MIN	FGM-FGA	PCT	3-POINT FGM-FGA	PCT	FTM-FTA	PCT	REBS	AVG	AST	PF-DQ	STL	TO	BLK	PTS	AVG	
02-03	30	471	67-145	.462	0-11	.000	39-57	.684	56	1.9	75	43-0	22	35	7	173	5.8	
NBA PLAYOFFS (1 Year)																		
2003	24	326	46-105	.438	0-0	.000	33-44	.750	45	1.9	45	38-0	16	24	5	125	5.2	
COMEGYS, DALLAS #22															6-9	F	DePaul '87	8/17/64
How Obtained: From New Jersey for Berry, 8/29/88																		
How Departed: Unsigned free agent, 7/1/89																		
NBA (1 Year)																		
YEAR	GP	MIN	FGM-FGA	PCT	3-POINT FGM-FGA	PCT	FTM-FTA	PCT	REBS	AVG	AST	PF-DQ	STL	TO	BLK	PTS	AVG	
88-89	67	1119	166-341	.487	0-2	.000	106-161	.658	234	3.5	30	160-2	42	85	63	438	6.5	
COOK, DARWIN #12															6-3	G	Portland '80	8/6/58
How Obtained: Signed as free agent, 11/10/88																		
How Departed: Traded to Denver, with Greenwood, for Natt and Vincent, 1/26/89																		
NBA (1 Year)																		
YEAR	GP	MIN	FGM-FGA	PCT	3-POINT FGM-FGA	PCT	FTM-FTA	PCT	REBS	AVG	AST	PF-DQ	STL	TO	BLK	PTS	AVG	
88-89	36	757	147-315	.467	6-31	.194	46-56	.821	59	1.6	84	77-0	43	62	4	346	9.6	

FORMER SPURS STATISTICS

COOK, JEFF #45

6-10 F/C

Idaho State '78

10/21/56

How Obtained: From Cleveland for Jones and cash, 12/14/84

How Departed: Traded to Utah, with Iavaroni, for J. Wilkins, 2/16/86

NBA (2 Years)

YEAR	GP	MIN	FGM-FGA	PCT	3-POINT FGM-FGA	PCT	FTM-FTA	PCT	REBS	AVG	AST	PF-DQ	STL	TO	BLK	PTS	AVG
84-85	54	848	92-174	.529	0-0	.000	30-37	.811	210	3.9	39	150-2	25	32	14	214	4.0
85-86	34	356	28-67	.418	0-1	.000	26-41	.634	81	2.4	21	64-0	13	11	11	82	2.4
TOT	88	1204	120-241	.498	0-1	.000	56-78	.718	291	3.3	60	214-2	38	43	25	296	3.4
NBA PLAYOFFS (1 Year)																	
1985	5	98	9-18	.500	0-1	.000	17-25	.680	29	5.8	4	23-0	5	6	6	35	7.0

COPA, TOM #30

6-10 C

Marquette '87

10/30/64

How Obtained: Signed as free agent, 8/9/91

How Departed: Waived, 6/25/92

NBA (1 Year)

YEAR	GP	MIN	FGM-FGA	PCT	3-POINT FGM-FGA	PCT	FTM-FTA	PCT	REBS	AVG	AST	PF-DQ	STL	TO	BLK	PTS	AVG
91-92	33	132	22-40	.550	0-0	.000	4-13	.308	36	1.1	3	29-0	2	8	6	48	1.5

CORBIN, TYRONE #23

6-6 F

DePaul '85

12/31/62

How Obtained: Second round pick, 1985 Draft, 35th overall

How Departed: Waived, 1/21/87

NBA (2 Years)

YEAR	GP	MIN	FGM-FGA	PCT	3-POINT FGM-FGA	PCT	FTM-FTA	PCT	REBS	AVG	AST	PF-DQ	STL	TO	BLK	PTS	AVG
85-86	16	174	27-64	.422	0-1	.000	10-14	.714	25	1.6	11	21-0	11	12	2	64	4.0
86-87	31	732	113-264	.428	0-0	.000	49-67	.731	119	3.8	80	81-0	38	46	3	275	8.9
TOT	47	906	140-328	.427	0-1	.000	59-81	.728	144	3.1	91	102-0	49	58	5	339	7.2
NBA PLAYOFFS (1 Year)																	
1986	1	14	0-4	.000	0-0	.000	0-0	.000	1	1.0	1	0-0	0	0	0	0	0.0

CORZINE, DAVE #40

6-11 C

DePaul '78

4/25/56

How Obtained: From Washington for second round picks in '81 and '82, 9/26/80

How Departed: Traded to Chicago, with Olberding, for Gilmore, 7/22/82

NBA (2 Years)

YEAR	GP	MIN	FGM-FGA	PCT	3-POINT FGM-FGA	PCT	FTM-FTA	PCT	REBS	AVG	AST	PF-DQ	STL	TO	BLK	PTS	AVG
80-81	82	1960	366-747	.490	0-3	.000	125-175	.714	636	7.8	117	212-0	42	131	99	857	10.5
81-82	82	2189	336-648	.519	1-4	.250	159-213	.746	629	7.7	130	235-3	33	139	126	832	10.1
TOT	164	4149	702-1395	.503	1-7	.143	284-388	.732	1265	7.7	247	447-3	75	270	225	1689	10.3
NBA PLAYOFFS (2 Years)																	
1981	7	161	27-55	.491	0-0	.000	9-13	.692	48	6.9	16	15-0	4	11	8	63	9.0
1982	9	258	49-106	.462	0-0	.000	24-34	.706	85	9.4	17	30-0	6	20	9	122	13.6
TOT	16	419	76-161	.472	0-0	.000	33-47	.702	133	8.3	33	45-0	10	31	17	185	11.6

COSTELLO, MATT #10

6-10 F/C

Michigane State '16

8/5/93

How Obtained: Signed two-way contract, 7/24/17

How Departed: Unsigned Free Agent, 7/18

NBA (1 Year)

YEAR	GP	MIN	FGM-FGA	PCT	3-POINT FGM-FGA	PCT	FTM-FTA	PCT	REBS	AVG	AST	PF-DQ	STL	TO	BLK	PTS	AVG
17-18	4	32	2-4	.500	0-0	.000	0-0	.000	9	2.3	2	7-0	2	1	2	4	1.0

COURTNEY, JOE #40

6-9 F

Southern Miss. '92

10/17/69

How Obtained: Signed 10-day contract, 3/2/97

NBA (1 Year)

YEAR	GP	MIN	FGM-FGA	PCT	3-POINT FGM-FGA	PCT	FTM-FTA	PCT	REBS	AVG	AST	PF-DQ	STL	TO	BLK	PTS	AVG
96-97	5	48	5-16	.313	0-0	.000	3-5	.600	7	1.4	0	6-0	0	2	0	13	2.6

CROMPTON, GEOFF #50

6-11 C

North Carolina '78

7/4/55

How Obtained: Signed 10-day contract, 3/4/83; Signed for season, 3/14/83

How Departed: Waived, 4/7/83

NBA (1 Year)

YEAR	GP	MIN	FGM-FGA	PCT	3-POINT FGM-FGA	PCT	FTM-FTA	PCT	REBS	AVG	AST	PF-DQ	STL	TO	BLK	PTS	AVG
82-83	14	148	14-34	.412	0-0	.000	3-5	.600	48	3.4	7	25-0	3	5	5	31	2.2

CROSHERE, AUSTIN #22

6-10 F

Providence '97

5/1/75

How Obtained: Signed 10-day contract, 1/16/09

NBA (1 Year)

YEAR	GP	MIN	FGM-FGA	PCT	3-POINT FGM-FGA	PCT	FTM-FTA	PCT	REBS	AVG	AST	PF-DQ	STL	TO	BLK	PTS	AVG
08-09	3	23	2-9	.222	0-4	.000	0-1	.000	10	3.3	3	1-0	0	2	0	4	1.3

CROWDER, CORY #23

6-5 G

Kentucky Wesleyan '91

4/13/69

How Obtained: (1) Signed as free agent, 10/6/94; (2) Signed as free agent, 11/12/94

How Departed: (1) Waived, 10/27/94; (2) Waived, 12/26/94

NBA (1 Year)

YEAR	GP	MIN	FGM-FGA	PCT	3-POINT FGM-FGA	PCT	FTM-FTA	PCT	REBS	AVG	AST	PF-DQ	STL	TO	BLK	PTS	AVG
94-95	7	29	2-10	.200	0-4	.000	2-6	.333	3	0.4	1	1-0	1	2	0	6	0.9

DAVIS, CHARLES #23

6-7 F

Vanderbilt '81

10/5/58

How Obtained: From Milwaukee, with cash and a second round pick in '89, for Krystkowiak, 11/18/87

How Departed: Waived, 12/28/87

NBA (1 Year)

3-POINT

YEAR	GP	MIN	FGM-FGA	PCT	FGM-FGA	PCT	FTM-FTA	PCT	REBS	AVG	AST	PF-DQ	STL	TO	BLK	PTS	AVG
87-88	16	187	42-97	.433	1-15	.067	7-10	.700	38	2.4	17	25-0	0	13	3	92	5.8

FORMER SPURS STATISTICS

DAVIS, HARRY #23

How Obtained: Signed 10-day contract, 2/25/80

How Departed: Waived, 3/3/80

NBA (1 Year)

YEAR	GP	MIN	FGM-FGA	PCT	3-POINT FGM-FGA	PCT	FTM-FTA	PCT	REBS	AVG	AST	PF-DQ	STL	TO	BLK	PTS	AVG
79-80	4	30	6-12	.500	0-0	.000	1-2	.500	6	1.5	0	8-0	1	3	0	13	3.3

DAWKINS, JOHNNY #24

How Obtained: First round pick, 1986 Draft, 10th overall

How Departed: Traded to Philadelphia, with Vincent, for Cheeks, Wingate and Welp, 8/28/89

NBA (3 Years)

YEAR	GP	MIN	FGM-FGA	PCT	3-POINT FGM-FGA	PCT	FTM-FTA	PCT	REBS	AVG	AST	PF-DQ	STL	TO	BLK	PTS	AVG
86-87	81	1682	334-764	.437	14-47	.298	153-191	.801	169	2.1	290	118-0	67	120	3	835	10.3
87-88	65	2179	405-835	.485	19-61	.311	198-221	.896	204	3.1	480	95-0	88	154	2	1027	15.8
88-89	32	1083	177-400	.443	0-4	.000	100-112	.893	101	3.2	224	64-0	55	111	0	454	14.2
TOT	178	4944	916-1999	.458	33-112	.295	451-524	.861	474	2.7	994	277-0	210	385	5	2316	13.0

NBA PLAYOFFS (1 Year)

1988	3	53	6-23	.261	0-2	.000	3-4	.750	3	1.0	5	2-0	2	1	0	15	5.0
------	---	----	------	------	-----	------	-----	------	---	-----	---	-----	---	---	---	----	-----

DAWSON, ERIC #23

How Obtained: (1) Signed 10-day contract, 2/20/12 (2) Signed 10-day contract, 3/16/12

NBA (1 Year)

YEAR	GP	MIN	FGM-FGA	PCT	3-POINT FGM-FGA	PCT	FTM-FTA	PCT	REBS	AVG	AST	PF-DQ	STL	TO	BLK	PTS	AVG
11-12	4	39	7-12	.583	0-0	-	1-2	.500	10	2.5	0	6-0	1	3	2	15	3.8

DAYE, AUSTIN #23

How Obtained: From Toronto in exchange for Nando De Colo, 2/20/14

How Departed: Waived, 1/17/15

NBA (2 Years)

YEAR	GP	MIN	FGM-FGA	PCT	3-POINT FGM-FGA	PCT	FTM-FTA	PCT	REBS	AVG	AST	PF-DQ	STL	TO	BLK	PTS	AVG
13-14	14	115	21-55	.382	12-29	.414	4-7	.571	20	1.4	6	14-0	4	5	4	58	4.1
14-15	26	268	40-115	.348	19-57	.333	4-4	1.000	61	2.3	9	30-0	8	18	3	103	4.0
TOT	40	383	61-170	.359	31-86	.360	8-11	.727	81	2.0	15	44-0	12	23	7	161	4.0

NBA PLAYOFFS (1 Year)

2014	1	6	0-2	.000	0-0	.000	0-0	.000	1	1.0	0	0-0	0	0	0	0	0.0
------	---	---	-----	------	-----	------	-----	------	---	-----	---	-----	---	---	---	---	-----

DE COLO, NANDO #25

How Obtained: Second round pick, 2009 Draft, 29th overall

How Departed: Traded to Toronto, for Daye, 2/20/14

NBA (2 Years)

YEAR	GP	MIN	FGM-FGA	PCT	3-POINT FGM-FGA	PCT	FTM-FTA	PCT	REBS	AVG	AST	PF-DQ	STL	TO	BLK	PTS	AVG
12-13	72	920	105-241	.436	31-82	.378	35-44	.795	138	1.9	138	87-0	41	81	6	276	3.8
13-14	26	301	42-93	.452	10-31	.323	18-22	.818	45	1.7	32	25-0	15	21	3	112	4.3
TOT	98	1221	147-334	.444	41-113	.363	53-66	.803	183	1.8	170	112-0	56	102	9	388	4.1

NBA PLAYOFFS (1 Year)

2013	5	14	1-4	.250	0-3	.000	2-2	1.000	4	0.8	2	1-0	0	0	0	4	0.8
------	---	----	-----	------	-----	------	-----	-------	---	-----	---	-----	---	---	---	---	-----

DEDMON, DEWAYNE #3

How Obtained: Signed as free agent, 7/14/16

How Departed: Unsigned free agent, 7/17

NBA (1 Year)

YEAR	GP	MIN	FGM-FGA	PCT	3-POINT FGM-FGA	PCT	FTM-FTA	PCT	REBS	AVG	AST	PF-DQ	STL	TO	BLK	PTS	AVG
16-17	76	1330	161-259	.622	0-0	.000	65-93	.699	496	6.5	44	180-1	37	61	61	387	5.1

NBA PLAYOFFS (1 Year)

2017	12	97	14-23	.609	0-0	.000	17-32	.531	47	3.9	3	16-0	2	8	3	45	3.8
------	----	----	-------	------	-----	------	-------	------	----	-----	---	------	---	---	---	----	-----

DEL NEGRO, VINNY #15

How Obtained: Signed as free agent, 7/30/92

How Departed: Unsigned free agent, 1/99

NBA (6 Years)

YEAR	GP	MIN	FGM-FGA	PCT	3-POINT FGM-FGA	PCT	FTM-FTA	PCT	REBS	AVG	AST	PF-DQ	STL	TO	BLK	PTS	AVG
92-93	73	1526	218-430	.507	6-24	.250	101-117	.863	163	2.2	291	146-0	44	92	1	543	7.4
93-94	77	1949	309-634	.487	15-43	.349	140-170	.824	161	2.1	320	168-0	64	102	1	773	10.0
94-95	75	2360	372-766	.486	66-162	.407	128-162	.790	192	2.6	226	179-0	61	56	14	938	12.5
95-96	82	2766	478-962	.497	57-150	.380	178-214	.832	272	3.3	315	166-0	85	100	6	1191	14.5
96-97	72	2243	365-781	.467	44-140	.314	112-129	.868	210	2.9	231	131-0	59	92	7	886	12.3
97-98	54	1721	211-479	.441	17-39	.436	74-93	.796	152	2.8	183	113-0	39	53	6	513	9.5
TOT	433	12565	1953-4052	.482	205-558	.367	733-885	.828	1150	2.7	1566	903-0	352	495	35	4844	11.2

NBA PLAYOFFS (5 Years)

1993	8	112	17-38	.447	2-9	.222	4-4	1.000	19	2.4	24	13-0	1	3	1	40	5.0
1994	4	93	12-27	.444	2-4	.500	3-5	.600	7	1.8	18	6-0	1	6	0	29	7.3
1995	15	382	5-118	.432	9-20	.450	20-24	.833	32	2.1	37	23-0	8	16	2	131	8.7
1996	10	379	57-124	.460	16-27	.593	13-19	.684	26	2.6	29	19-0	13	6	3	143	14.3
1998	9	283	39-81	.481	2-10	.200	16-17	.941	24	2.7	29	30-0	8	13	0	96	10.7
TOT	46	1249	176-388	.454	31-70	.443	56-69	.812	108	2.3	137	91-0	31	44	6	439	9.5

DEMPS, DELL #5

How Obtained: Signed as free agent, 10/7/95

How Departed: Unsigned free agent, 7/1/96

NBA (1 Year)

YEAR	GP	MIN	FGM-FGA	PCT	3-POINT FGM-FGA	PCT	FTM-FTA	PCT	REBS	AVG	AST	PF-DQ	STL	TO	BLK	PTS	AVG
95-96	16	87	19-33	.576	1-2	.500	14-17	.824	9	0.6	8	10-0	3	12	1	53	3.3

DENTMON, JUSTIN #1

How Obtained: Signed 10-day contract on 3/24/12

NBA (1 Year)

YEAR	GP	MIN	FGM-FGA	PCT	3-POINT FGM-FGA	PCT	FTM-FTA	PCT	REBS	AVG	AST	PF-DQ	STL	TO	BLK	PTS	AVG
11-12	2	19	2-6	.333	0-4	.000	0-0	-	1	.50	1	2-0	1	0	0	4	2.0

FORMER SPURS STATISTICS

DIAL, DERRICK #5					6-5		G	Eastern Michigan '98					12/20/75				
How Obtained: Second round pick, 1998 Draft, 52nd overall																	
How Departed: Unsigned free agent, 7/18/01																	
NBA (2 Years)					3-POINT												
YEAR	GP	MIN	FGM-FGA	PCT	FGM-FGA	PCT	FTM-FTA	PCT	REBS	AVG	AST	PF-DQ	STL	TO	BLK	PTS	AVG
99-00	8	95	17-46	.370	3-12	.250	3-5	.600	26	3.3	5	10-0	1	6	1	40	5.0
00-01	33	207	36-83	.434	2-10	.200	12-21	.571	38	1.2	21	22-0	4	12	6	86	2.6
TOT	41	302	53-129	.411	5-22	.227	15-26	.577	64	1.6	26	32-0	5	18	7	126	3.1
NBA PLAYOFFS (1 Year)																	
2000	2	8	2-4	.500	0-0	.000	1-2	.500	2	1.0	0	1-0	0	0	0	5	2.5

DIAW, BORIS #33					6-8		F	France					4/16/82				
How Obtained: Signed as free agent, 3/23/12																	
How Departed: Traded to Utah, along with a future second round pick, for O. Hanlan, 7/8/16																	
NBA (5 Years)					3-POINT												
YEAR	GP	MIN	FGM-FGA	PCT	FGM-FGA	PCT	FTM-FTA	PCT	REBS	AVG	AST	PF-DQ	STL	TO	BLK	PTS	AVG
11-12	20	406	40-68	.588	8-13	.615	5-8	.625	85	4.3	47	54-1	14	28	6	93	4.7
12-13	75	1709	179-332	.539	30-78	.385	47-65	.723	254	3.4	180	143-0	52	84	27	435	5.8
13-14	79	1974	302-580	.521	45-112	.402	68-92	.739	326	4.1	222	140-0	44	121	32	717	9.1
14-15	81	1984	291-632	.460	54-169	.320	72-93	.774	348	4.3	233	148-0	36	126	23	708	8.7
15-16	76	1386	202-383	.527	25-69	.362	56-76	.737	233	3.1	176	102-0	26	97	21	485	6.4
TOT	331	7459	1014-1995	.508	162-441	.367	248-334	.743	1246	3.8	858	587-1	172	456	109	2438	7.4
NBA PLAYOFFS (5 Years)																	
11-12	14	346	36-70	.514	9-18	.500	6-8	.750	73	5.2	35	29-0	11	15	4	87	6.2
12-13	16	273	24-54	.444	5-13	.385	12-14	.857	40	2.5	28	28-0	4	13	3	65	4.1
13-14	23	604	80-160	.500	18-45	.400	33-48	.688	111	4.8	78	44-0	14	29	3	211	9.2
14-15	7	198	34-71	.479	4-18	.222	9-13	.692	43	6.1	25	24-0	5	9	3	81	11.6
15-16	9	159	21-46	.457	2-6	.333	3-4	.750	19	2.1	21	9-0	2	6	4	47	5.2
TOT	69	1579	195-401	.486	38-100	.380	63-87	.724	286	4.1	187	134-0	36	72	17	491	7.1

DIETRICK, COBY #25					6-11		C/F		San Jose State '70					7/23/48				
How Obtained: (1) Signed as free agent with Dallas, 1972; (2) Signed 10-day contract, 1/18/83; Signed 10-day contract, 1/28/83																		
How Departed: (1) Signed as free agent with Chicago (received Tate Armstrong and cash as compensation on 9/5/79), 8/2/79; (2) Waived, 2/8/83																		
ABA (3 Years)					3-POINT													
YEAR	GP	MIN	FGM-FGA	PCT	FGM-FGA	PCT	FTM-FTA	PCT	REBS	AVG	AST	PF-DQ	STL	TO	BLK	PTS	AVG	
73-74	84	2142	251-569	.441	0-3	.000	81-114	.711	532	6.3	253	285-0	89	151	50	583	6.9	
74-75	82	1724	222-444	.500	2-4	.500	76-99	.768	524	6.4	168	266-0	82	117	55	522	6.4	
75-76	81	1467	200-403	.496	1-7	.143	68-82	.829	349	4.3	159	257-0	67	112	43	469	5.8	
TOT	247	5333	673-1416	.475	3-14	.214	225-295	.763	1405	5.7	581	808-0	245	380	148	1576	6.4	
NBA (4 Years)																		
76-77	82	1772	285-620	.460	0-0	.000	119-166	.717	372	4.5	148	267-8	88	—	57	689	8.4	
77-78	79	1876	250-543	.460	0-0	.000	89-114	.781	358	4.5	217	231-4	81	144	55	589	7.5	
78-79	76	1487	209-400	.523	0-0	.000	79-99	.798	315	4.1	198	206-7	72	92	38	497	6.5	
82-83	8	34	1-5	.200	0-0	.000	0-2	.000	8	1.0	6	6-0	1	1	0	2	0.3	
TOT	245	5169	745-1568	.475	0-0	.000	287-381	.753	1053	4.3	569	710-19	242	237	150	1777	7.3	
ABA PLAYOFFS (3 Years)																		
1974	7	129	13-25	.520	0-2	.000	8-12	.667	27	3.8	9	17-0	2	7	7	34	4.9	
1975	6	187	30-49	.612	0-2	.000	9-11	.818	40	6.7	22	26-0	6	14	7	69	1.2	
1976	7	208	27-55	.491	0-0	.000	8-13	.615	41	5.9	15	28-0	7	17	6	62	8.9	
TOT	20	524	70-129	.543	0-2	.000	25-36	.694	108	5.4	46	71-0	15	38	20	165	8.3	
NBA PLAYOFFS (3 Years)																		
1977	2	64	12-23	.523	0-0	.000	2-6	.333	9	4.5	5	4-0	1	0	0	26	13.0	
1978	6	96	14-27	.519	0-0	.000	1-2	.500	25	4.2	4	18-1	5	9	5	29	4.8	
1979	14	281	39-88	.443	0-0	.000	4-8	.500	65	4.6	26	41-0	12	18	3	82	5.9	
TOT	22	441	65-138	.471	0-0	.000	7-16	.438	99	4.5	35	63-1	18	27	8	137	6.2	

DINKINS, BYRON #4					6-2		G	UNC Charlotte '89					6/15/67				
How Obtained: Signed as free agent, 11/6/90																	
How Departed: Waived, 12/17/90																	
NBA (1 Year)					3-POINT												
YEAR	GP	MIN	FGM-FGA	PCT	FGM-FGA	PCT	FTM-FTA	PCT	REBS	AVG	AST	PF-DQ	STL	TO	BLK	PTS	AVG
90-91	10	144	13-33	.394	0-0	.000	8-9	.889	11	1.1	19	12-0	2	13	0	34	3.4

DIOGU, IKE #1					6-9		F	Arizona State '05					9/11/83				
How Obtained: Signed as free agent on 1/3/12																	
How Departed: Waived on 1/12/12																	
NBA (1 Year)					3-POINT												
YEAR	GP	MIN	FGM-FGA	PCT	FGM-FGA	PCT	FTM-FTA	PCT	REBS	AVG	AST	PF-DQ	STL	TO	BLK	PTS	AVG
11-12	2	0	0-2	.000	0-0	.000	2-2	1.000	1	.500	0	1-0	0	1	0	2	1.0

DUCKWORTH, KEVIN #54										6-11	C	E. Illinois '86					4/1/64		
How Obtained: Second round pick, 1986 Draft, 33rd overall																			
How Departed: Traded to Portland for Berry, 12/18/86																			
NBA (1 Year)					3-POINT														
YEAR	GP	MIN	FGM-FGA	PCT	FGM-FGA	PCT	FTM-FTA	PCT	REBS	AVG	AST	PF-DQ	STL	TO	BLK	PTS	AVG		
86-87	14	122	18-45	.400	0-0	.000	9-14	.643	31	2.2	6	27-0	5	4	3	45	3.2		

FORMER SPURS STATISTICS

DUNCAN, TIM #21

How Obtained: First round pick, 1997 Draft, 1st overall

How Departed: Retired, 7/11/16

NBA (19 Years)

6-11 F

Wake Forest '97

4/25/76

YEAR	GP	MIN	FGM-FGA	PCT	3-POINT FGM-FGA	PCT	FTM-FTA	PCT	REBS	AVG	AST	PF-DQ	STL	TO	BLK	PTS	AVG
97-98	82	3204	706-1287	.549	0-10	.000	319-482	.662	977	11.9	224	254-1	55	279	206	1731	21.1
98-99	50	1963	418-845	.495	1-7	.143	247-358	.690	571	11.4	121	147-2	45	146	126	1084	21.7
99-00	74	2875	628-1281	.490	1-11	.091	459-603	.761	918	12.4	234	210-1	66	242	165	1716	23.2
00-01	82	3174	702-1406	.499	7-27	.259	409-662	.618	997	12.2	245	247-0	70	242	192	1820	22.2
01-02	82	3329	764-1504	.508	1-10	.100	560-701	.799	1042	12.7	307	217-2	61	263	203	2089	25.5
02-03	81	3181	714-1392	.513	6-22	.273	450-634	.710	1043	12.9	316	231-2	55	248	237	1884	23.3
03-04	69	2527	592-1181	.501	2-12	.167	352-588	.599	859	12.4	213	164-1	62	183	185	1538	22.3
04-05	66	2203	517-1042	.496	3-9	.333	305-455	.670	732	11.1	179	144-0	45	127	174	1342	20.3
05-06	80	2784	574-1185	.484	2-5	.400	335-533	.629	881	11.0	253	219-2	70	198	162	1485	18.6
06-07	80	2726	618-1131	.546	1-9	.111	362-568	.637	846	10.6	273	203-0	66	224	190	1599	20.0
07-08	78	2651	585-1178	.497	0-4	.000	338-463	.730	881	11.3	218	185-1	56	178	152	1508	19.3
08-09	75	2523	558-1107	.504	0-2	.000	334-483	.692	800	10.7	264	173-2	38	165	126	1450	19.3
09-10	78	2438	561-1082	.518	2-11	.182	271-374	.725	788	10.1	246	152-1	45	140	117	1395	17.9
10-11	76	2156	419-838	.500	0-4	.000	184-257	.716	678	8.9	203	119-0	50	122	146	1022	13.4
11-12	58	1634	361-733	.492	0-4	.000	173-249	.695	520	9.0	132	98-0	38	97	88	895	15.4
12-13	69	2078	490-976	.502	2-7	.286	245-300	.817	686	9.9	184	117-0	50	147	183	1227	17.8
13-14	74	2158	444-906	.490	0-5	.000	231-316	.731	721	9.7	220	134-2	43	159	139	1119	15.1
14-15	77	2227	419-819	.512	2-7	.286	230-311	.740	704	9.1	230	165-0	63	131	151	1070	13.9
15-16	61	1536	215-441	.488	0-2	.000	92-131	.702	447	7.3	163	125-0	47	90	78	522	8.6
TOT	1392	47367	10285-20334	.506	30-168	.179	5896-8468	.696	15091	10.8	4225	3304-17	1025	3381	3020	26496	19.0

NBA PLAYOFFS (18 Years)

97-98	9	374	73-140	.521	0-1	.000	40-60	.667	81	9.0	17	24-1	5	25	23	186	20.7
98-99	17	733	144-282	.511	0-3	.000	107-143	.748	195	11.5	48	50-1	13	52	45	395	23.2
00-01	13	526	120-246	.488	1-1	1.000	76-119	.639	188	14.5	49	43-0	14	50	35	317	24.4
01-02	9	380	82-181	.453	1-3	.333	83-101	.822	130	14.4	45	22-0	6	37	39	248	27.6
02-03	24	1021	218-412	.529	0-7	.000	157-232	.677	369	15.4	127	78-0	15	76	79	593	24.7
03-04	10	405	83-159	.522	0-1	.000	55-87	.632	113	11.3	32	34-0	8	42	20	221	22.1
04-05	23	869	197-425	.464	1-5	.200	147-205	.717	286	12.4	63	66-1	8	62	52	542	23.6
05-06	13	493	121-211	.573	0-2	.000	94-131	.718	137	10.5	43	50-1	11	34	25	336	25.8
06-07	20	736	174-334	.521	0-0	---	96-149	.644	229	11.5	65	59-0	13	59	62	444	22.2
07-08	17	666	135-301	.449	1-5	.200	72-115	.626	247	14.5	56	41-0	15	41	35	343	20.2
08-09	5	164	41-77	.532	0-0	---	17-28	.607	40	8.0	16	11-0	3	7	6	99	19.8
09-10	10	373	78-150	.520	1-2	.500	33-69	.478	99	9.9	26	27-0	8	24	17	190	19.0
10-11	6	212	33-69	.478	0-0	---	10-16	.625	63	10.5	16	17-1	3	18	15	76	12.7
11-12	14	463	101-204	.495	0-1	.000	41-58	.707	131	9.4	39	30-0	10	21	29	243	17.4
12-13	21	735	151-321	.470	0-1	.000	79-98	.806	214	10.2	40	53-0	18	42	34	381	18.1
13-14	23	752	149-285	.523	0-2	.000	76-100	.760	211	9.2	45	52-0	7	26	29	374	16.3
14-15	7	250	53-90	.589	0-1	.000	19-34	.559	78	11.1	23	26-1	9	7	10	125	17.9
15-16	10	218	22-52	.423	0-0	---	15-21	.714	48	4.8	14	18-0	2	10	13	59	5.9
TOT	251	9370	1975-3939	.501	5-35	.143	1217-1766	.689	2859	11.4	764	701-6	168	633	568	5172	20.6

NBA ALL-STAR GAMES (15 years)

97-98	1	14	1-4	.250	0-1	.000	0-0	---	11	11.0	1	0-0	0	2	0	2	2.0
99-00	1	33	12-14	.857	0-0	---	0-0	---	14	14.0	4	3-0	1	2	1	24	24.0
00-01	1	28	5-11	.455	0-0	---	4-4	1.000	14	14.0	1	1-0	2	2	1	14	14.0
01-02	1	29	7-11	.636	0-0	---	0-0	---	14	14.0	2	1-0	0	3	2	14	14.0
02-03	1	40	8-18	.444	0-0	---	3-3	1.000	15	15.0	4	2-0	1	3	0	19	19.0
03-04	1	26	6-11	.545	0-0	---	2-4	.500	13	13.0	5	2-0	1	2	0	14	14.0
04-05	1	16	7-10	.700	1-1	1.000	0-1	.000	9	9.0	2	0-0	0	2	0	15	15.0
05-06	1	21	6-7	.857	0-0	---	3-3	1.000	10	10.0	1	2-0	1	5	1	15	15.0
06-07	1	15	2-3	.667	0-0	---	0-0	---	5	5.0	4	1-0	1	0	1	4	4.0
07-08	1	22	2-7	.286	0-1	.000	0-0	---	9	9.0	1	1-0	1	4	1	4	4.0
08-09	1	18	3-5	.600	0-0	---	0-0	---	3	3.0	2	1-0	1	2	1	6	6.0
09-10	1	13	1-4	.250	0-0	---	1-2	.500	4	4.0	0	1-0	2	3	0	3	3.0
10-11	1	12	1-4	.250	0-0	---	0-0	---	3	3.0	2	0-0	2	0	0	2	2.0
12-13	1	8	1-4	.250	0-1	.000	0-0	---	3	3.0	0	1-0	0	1	0	2	2.0
14-15	1	15	1-2	.500	0-0	---	0-0	---	9	9.0	2	0-0	0	0	0	2	2.0
TOT	15	310	63-115	.548	1-4	.250	13-17	.765	136	9.1	31	16-0	13	31	8	140	9.3

DUNLEAVY, MIKE #10

6-3 G

South Carolina '76

3/21/54

How Obtained: Signed as veteran free agent (Houston got third round pick in '83), 10/16/82

How Departed: Signed as veteran free agent with Milwaukee (Spurs got fourth round pick in '84 and cash), 3/8/84

NBA (1 Year)

YEAR	GP	MIN	FGM-FGA	PCT	3-POINT FGM-FGA	PCT	FTM-FTA	PCT	REBS	AVG	AST	PF-DQ	STL	TO	BLK	PTS	AVG
82-83	79	1619	213-510	.418	67-194	.345	120-154	.779	134	1.7	437	210-1	74	160	4	613	7.8
NBA PLAYOFFS (1 Year)																	
1983	11	174	22-65	.338	8-30	.267	9-13	.692	13	1.2	49	22-0	9	14	1	61	5.5

EDMONSON, KEITH #10

6-5 G

Purdue '81

9/28/60

How Obtained: From Atlanta for cash, 10/17/83

How Departed: Traded to Denver for a second round pick in '84, 1/21/84

NBA (1 Year)

YEAR	GP	MIN	FGM-FGA	PCT	3-POINT FGM-FGA	PCT	FTM-FTA	PCT	REBS	AVG	AST	PF-DQ	STL	TO	BLK	PTS	AVG
83-84	40	521	135-274	.493	0-0	.000	176-101	.752	70	1.8	27	67-1	22	45	6	346	8.7

EISLEY, HOWARD #1

6-3 G

Boston College '94

12/4/72

How Obtained: Signed to 10-day contract, 2/26/95; Signed to 10-day contract, 3/9/95; Signed for season, 3/18/95

How Departed: Waived, 4/17/95

NBA (1 Year)

YEAR	GP	MIN	FGM-FGA	PCT	3-POINT FGM-FGA	PCT	FTM-FTA	PCT	REBS	AVG	AST	PF-DQ	STL	TO	BLK	PTS	AVG
94-95	15	56	3-17	.176	1-5	.200	0-0	.000	6	0.4	18	3-0	0	8	1	7	0.5

FORMER SPURS STATISTICS

ELIE, MARIO #17										6-5	G	American International '85 11/26/63							
How Obtained: Signed as free agent, 1/21/99																			
How Departed: Unsigned free agent, 8/1/00																			
NBA (2 Years)																			
3-POINT																			
YEAR	GP	MIN	FGM-FGA	PCT	FGM-FGA	PCT	FTM-FTA	PCT	REBS	AVG	AST	PF-DQ	STL	TO	BLK	PTS	AVG		
98-99	47	1291	156-331	.471	40-107	.374	103-119	.866	137	2.9	89	91-0	46	61	12	455	9.7		
99-00	79	2217	195-457	.427	74-186	.398	126-149	.846	249	3.2	193	156-0	73	130	9	590	7.5		
TOT	126	3508	351-788	.445	114-293	.389	229-268	.854	386	3.1	282	247-0	119	191	21	1045	8.3		
NBA PLAYOFFS (2 Years)																			
1999	17	526	43-112	.384	8-30	.267	41-49	.837	59	3.5	50	42-0	22	25	2	135	7.9		
2000	4	115	6-22	.273	1-7	.143	17-18	.944	17	4.3	7	4-0	5	12	0	30	7.5		
TOT	21	641	49-134	.366	9-37	.243	58-67	.866	76	3.6	57	46-0	27	37	2	165	7.9		

ELLIOTT, SEAN #32										6-8		F		Arizona '89				2/2/68			
How Obtained: (1) First round pick, 1989 Draft, 3rd overall (2) From Detroit for Curley and a 1997 second round pick, 7/19/94																					
How Departed: (1) Traded to Detroit, with Wood, for Rodman, Morris and future considerations, 10/1/93 (2) Unsigned free agent, 7/18/01																					
NBA (11 Years)																					
YEAR	GP	MIN	FGM-FGA	PCT	3-POINT	PCT	FTM-FTA	PCT	REBS	AVG	AST	PF-DQ	STL	TO	BLK	PTS	AVG				
89-90	81	2032	311-647	.481	1-9	.111	187-216	.866	297	3.7	154	172-0	45	112	14	810	10.0				
90-91	82	3044	478-976	.490	20-64	.313	325-402	.808	456	5.6	238	190-2	69	147	33	1301	15.9				
91-92	82	3120	514-1040	.494	25-82	.305	285-331	.861	439	5.4	214	149-0	84	152	29	1338	16.3				
92-93	70	2604	451-918	.491	37-104	.356	268-337	.795	322	4.6	265	132-1	68	152	28	1207	17.2				
94-95	81	2858	502-1072	.468	136-333	.408	326-404	.807	287	3.5	206	216-2	78	151	38	1466	18.1				
95-96	77	2901	525-1127	.466	161-392	.411	326-423	.771	396	5.1	211	178-1	69	198	33	1537	20.0				
96-97	39	1393	196-464	.422	42-126	.333	148-196	.755	190	4.9	124	105-1	24	89	24	582	14.9				
97-98	36	1012	122-303	.403	34-90	.378	56-78	.718	124	3.4	62	92-1	24	57	14	334	9.3				
98-99	50	1509	208-507	.410	39-119	.328	106-140	.757	213	4.3	117	104-1	26	71	17	561	11.2				
99-00	19	391	38-106	.358	13-37	.351	25-32	.781	47	2.5	28	34-0	12	19	2	114	6.0				
00-01	52	1229	147-339	.434	55-129	.426	60-84	.714	170	3.3	81	80-0	23	51	25	409	7.9				
TOT	669	22093	3492-7499	.466	563-1485	.379	2112-2643	.799	2941	4.4	1700	1452-9	522	1199	257	9659	14.4				
NBA PLAYOFFS (9 Years)																					
1990	10	291	53-96	.552	0-1	.000	21-29	.724	41	4.1	18	37-0	9	15	6	127	12.7				
1991	4	132	17-40	.425	0-3	.000	25-32	.781	22	5.5	16	9-0	4	9	1	59	14.8				
1992	3	137	19-40	.475	5-8	.625	16-18	.889	13	4.3	8	6-0	3	6	4	59	19.7				
1993	10	381	59-125	.472	3-14	.214	37-40	.925	48	4.8	36	22-0	8	22	3	158	15.8				
1995	15	574	87-200	.435	20-55	.364	66-85	.776	72	4.8	40	38-0	10	27	7	260	17.3				
1996	10	389	47-117	.402	10-34	.294	51-64	.797	39	3.9	25	24-0	11	30	4	155	15.5				
1999	17	574	68-153	.444	22-55	.400	45-59	.763	58	3.4	45	50-0	9	21	4	203	11.9				
2000	4	119	15-40	.375	5-13	.385	5-8	.625	22	5.5	5	13-0	0	4	2	40	10.0				
2001	12	239	19-51	.373	8-22	.364	11-11	1.000	26	2.2	14	21-0	5	13	6	57	4.8				
TOT	85	2836	384-862	.445	73-205	.356	277-346	.801	341	4.0	207	220-0	59	147	37	1118	13.2				
NBA ALL-STAR GAMES (2 years)																					
1993	1	15	1-6	.167	0-0	.000	3-4	.750	2	2.0	0	1-0	0	1	0	5	5.0				
1996	1	22	5-12	.417	2-6	.333	1-1	1.00	5	5.0	2	4-0	0	2	0	13	13.0				
TOT	2	37	6-18	.333	2-6	.333	4-5	.800	7	3.5	2	5-0	0	3	0	18	9.0				

ELLIS, DALE #3										6-7	G	Tennessee '83										8/6/60	
How Obtained: From Milwaukee for the rights to Murray, 7/1/92																							
How Departed: Unsigned free agent, 7/1/94																							
NBA (2 Years)																							
3-POINT																							
YEAR	GP	MIN	FGM-FGA	PCT	FGM-FGA	PCT	FTM-FTA	PCT	REBS	AVG	AST	PF-DQ	STL	TO	BLK	PTS	AVG						
92-93	82	2731	545-1092	.499	119-297	.401	157-197	.797	312	3.8	107	179-0	78	111	18	1366	16.7						
93-94	77	2590	478-967	.494	131-332	.395	83-107	.776	255	3.3	80	141-0	66	75	11	1170	15.2						
TOT	159	5321	1023-2059	.497	250-629	.397	240-304	.789	567	3.6	187	320-0	144	186	29	2536	15.9						
NBA PLAYOFFS (2 Years)																							
1993	10	305	51-113	.451	10-32	.313	13-16	.813	35	3.5	11	25-0	4	10	0	125	12.5						
1994	4	114	17-43	.395	5-17	.294	3-5	.600	10	2.5	1	6-0	3	4	0	42	10.5						
TOT	14	419	68-156	.436	15-49	.306	16-21	.762	45	3.2	12	31-0	7	14	0	167	11.9						

ELSON, FRANCISCO #16													7-0	C	California '99										2/28/76	
How Obtained: Signed as free agent, 8/2/06																										
How Departed: Traded to Seattle, with Barry and a first round pick, for Thomas, 2/20/08																										
NBA (2 Years)																										
3-POINT																										
GP	MIN	FGM-FGA	PCT	FGM-FGA	PCT	FTM-FTA	PCT	REBS	AVG	AST	PF-DQ	STL	TO	BLK	PTS	AVG										
06-07	70	1332	144-282	.511	0-2	.000	62-80	.775	336	4.8	55	184-0	31	86	59	5.0										
07-08	41	534	62-148	.419	0-0	.000	20-24	.833	135	3.3	16	62-0	9	30	14	14.4										
TOT	111	1866	206-430	.479	0-2	.000	82-104	.788	471	4.2	71	246-0	40	116	73	49.4										
NBA PLAYOFFS (1 Year)																										
06-07	20	230	26-44	.591	0-1	.000	14-20	.700	62	3.1	2	41-0	8	19	6	66										

FORMER SPURS STATISTICS

FARMER, DESMON #33

How Obtained: Signed as a free agent, 9/17/08

How Departed: Waived, 11/16/08

NBA (1 Year)

YEAR	GP	MIN	FGM-FGA	PCT	3-POINT FGM-FGA	PCT	FTM-FTA	PCT	REBS	AVG	AST	PF-DQ	STL	TO	BLK	PTS	AVG
08-09	3	54	4-14	.286	3-12	.250	2-2	1.000	6	2.0	2	6-0	0	4	0	13	4.3

6-5 G

USC '04

10/7/81

FEICK, JAMIE #14

How Obtained: Signed as free agent, 9/17/08

How Departed: Waived, 11/16/08

NBA (1 Year)

YEAR	GP	MIN	FGM-FGA	PCT	3-POINT FGM-FGA	PCT	FTM-FTA	PCT	REBS	AVG	AST	PF-DQ	STL	TO	BLK	PTS	AVG
96-97	38	614	54-153	.353	4-13	.308	34-65	.523	211	5.6	26	75-0	16	31	13	146	3.8

6-9 F

Michigan State '96

7/3/74

FERRY, DANNY #35

How Obtained: Signed as free agent, 8/10/00

How Departed: Traded to Indiana as part of a three-team deal (Spurs, Pacers and Kings), 7/24/03

NBA (3 Years)

YEAR	GP	MIN	FGM-FGA	PCT	3-POINT FGM-FGA	PCT	FTM-FTA	PCT	REBS	AVG	AST	PF-DQ	STL	TO	BLK	PTS	AVG
00-01	80	1688	178-375	.475	70-156	.449	22-30	.733	223	2.8	71	169-1	28	50	21	448	5.6
01-02	50	799	76-177	.429	43-99	.434	34-36	.944	90	1.8	48	70-0	16	22	9	229	4.6
02-03	64	601	44-124	.355	21-60	.350	10-13	.769	75	1.2	21	55-0	7	27	9	119	1.9
TOT	194	3088	298-676	.441	134-315	.425	66-79	.835	388	2.0	140	294-1	51	99	39	796	4.1
NBA PLAYOFFS (3 Years)																	
2001	13	334	27-68	.397	21-46	.457	0-0	.000	41	3.2	17	32-0	4	6	1	75	5.8
2002	10	155	10-33	.303	7-20	.350	1-4	.250	20	2.0	8	19-0	0	2	1	28	2.8
2003	16	101	8-28	.286	4-14	.286	0-0	.000	23	1.4	7	20-0	2	5	0	20	1.3
TOT	39	590	45-129	.349	32-80	.400	1-4	.250	84	2.2	32	71-0	6	13	2	123	3.2

6-10 F

Duke '89

10/17/66

FINLEY, MICHAEL #4

How Obtained: Signed as free agent, 9/2/05

How Departed: Released from contract, 3/1/10

NBA (5 Years)

YEAR	GP	MIN	FGM-FGA	PCT	3-POINT FGM-FGA	PCT	FTM-FTA	PCT	REBS	AVG	AST	PF-DQ	STL	TO	BLK	PTS	AVG
05-06	77	2038	286-695	.412	110-279	.394	98-115	.852	247	3.2	116	97-0	37	62	7	780	10.1
06-07	82	1823	273-663	.412	104-286	.364	90-98	.918	223	2.7	108	76-0	32	46	16	740	9.0
07-08	82	2204	315-761	.414	132-357	.370	64-80	.800	254	3.1	114	93-0	29	56	10	826	10.1
08-09	81	2336	301-689	.437	131-319	.411	51-62	.823	270	3.3	114	82-0	37	61	17	784	9.7
09-10	25	395	37-97	.381	13-41	.317	6-9	.667	38	1.5	19	12-0	6	13	4	93	3.7
TOT	347	8796	1212-2905	.417	490-1282	.382	309-364	.849	1032	3.0	471	360-0	141	238	54	3223	9.3
NBA PLAYOFFS (4 Years)																	
05-06	13	411	50-105	.476	18-47	.383	18-20	.900	49	3.8	18	19-0	8	9	3	136	10.5
06-07	20	538	73-178	.410	44-105	.419	35-39	.897	58	2.9	22	28-0	11	13	4	225	11.3
07-08	17	391	43-107	.402	19-52	.365	9-9	1.000	33	1.9	17	25-0	5	6	3	114	6.7
08-09	5	143	15-34	.441	7-15	.467	3-4	.750	15	3.0	5	8-0	1	4	1	40	8.0
TOT	55	1483	181-424	.427	88-219	.402	65-72	.903	155	2.8	62	80-0	25	32	11	515	9.4

6-7 G/F

Wisconsin '95

3/6/73

FLOYD, ERIC "SLEEPY" #21

How Obtained: Signed as free agent, 8/13/93

How Departed: Unsigned free agent, 7/1/94

NBA (1 Year)

YEAR	GP	MIN	FGM-FGA	PCT	3-POINT FGM-FGA	PCT	FTM-FTA	PCT	REBS	AVG	AST	PF-DQ	STL	TO	BLK	PTS	AVG
93-94	53	737	70-209	.335	8-36	.222	52-78	.667	70	1.3	101	71-0	12	61	8	200	3.8

6-3 G

Georgetown '82

3/6/60

FORD, T.J. #11

How Obtained: Signed as free agent, 12/9/11

How Departed: Retired on 3/12/12

NBA (1 Year)

YEAR	GP	MIN	FGM-FGA	PCT	3-POINT FGM-FGA	PCT	FTM-FTA	PCT	REBS	AVG	AST	PF-DQ	STL	TO	BLK	PTS	AVG
11-12	14	190	19-43	.442	2-8	.250	11-14	.786	18	1.3	45	23-0	9	23	2	51	3.6

6-0 G

Texas '03

3/24/83

FRANKLIN, WILLIAM #23

How Obtained: (1) Signed as free agent, 1975; (2) Signed as free agent, 1975

How Departed: (1) To Baltimore in ABA Expansion draft, 1975; (2) Waived, 1976

ABA (2 Years)

YEAR	GP	MIN	FGM-FGA	PCT	3-POINT FGM-FGA	PCT	FTM-FTA	PCT	REBS	AVG	AST	PF-DQ	STL	TO	BLK	PTS	AVG
74-75	24	179	32-85	.376	0-1	.000	15-23	.652	82	3.4	10	37-0	3	18	2	79	3.3
75-76	10	95	12-22	.545	0-0	.000	9-16	.563	29	2.9	5	16-0	3	5	3	33	3.3
TOT	34	274	44-107	.411	0-1	.000	24-39	.615	111	3.3	15	53-0	6	23	5	112	3.3
ABA PLAYOFFS (1 Year)																	
1975	2	10	2-5	.400	0-0	.000	0-0	.000	5	2.5	0	2-0	0	0	0	4	2.0

6-9 F

Purdue '72

10/19/49

FREEMAN, DONNIE #20

How Obtained: From Indiana for a draft pick in '74 and cash, 1974

How Departed: Free agent, 5/75

ABA (1 Year)

YEAR	GP	MIN	FGM-FGA	PCT	3-POINT FGM-FGA	PCT	FTM-FTA	PCT	REBS	AVG	AST	PF-DQ	STL	TO	BLK	PTS	AVG
74-75	77	2381	453-1012	.448	0-5	.000	289-352	.821	184	2.4	202	169-0	65	131	15	1195	15.5
ABA PLAYOFFS (1 Year)																	
1975	6	166	33-72	.458	0-0	.000	8-10	.800	14	2.3	19	16-0	2	8	0	74	12.3

6-3 G

Illinois '67

7/18/44

FORMER SPURS STATISTICS

GALE, MIKE #12										6-4		G	Elizabeth City St. '71					7/18/50		
How Obtained: Contract purchased from New York Nets, 6/3/75																				
How Departed: Traded to Portland for R. Brewer, 12/19/80																				
ABA (1 Year)																				
YEAR	GP	MIN	FGM-FGA	PCT	3-POINT FGM-FGA	PCT	FTM-FTA	PCT	REBS	AVG	AST	PF-DQ	STL	TO	BLK	PTS	AVG			
75-76	78	1782	230-506	.455	3-17	.176	64-80	.800	207	2.7	244	145-0	123	143	40	527	6.8			
NBA (5 Years)																				
76-77	82	2598	353-754	.468	—	—	137-167	.820	273	3.3	473	224-3	191	—	50	843	10.3			
77-78	70	2091	275-581	.473	—	—	87-100	.870	223	3.2	376	170-2	159	176	25	637	9.1			
78-79	82	2121	284-612	.464	—	—	91-108	.843	186	2.3	374	192-1	152	153	40	659	8.0			
79-80	67	1474	171-377	.454	2-13	.154	97-120	.808	152	2.3	312	134-2	123	115	13	441	6.6			
80-81	35	636	86-164	.524	1-3	.333	19-26	.731	52	1.5	99	56-0	55	39	2	192	5.5			
TOT	336	8920	1169-2488	.470	3-16	.188	431-521	.827	886	2.6	1634	776-8	680	483	130	2772	8.3			
ABA PLAYOFFS (1 Year)																				
1976	7	286	45-96	.470	0-2	.000	13-17	.765	40	5.7	50	16-0	24	23	10	103	14.7			
NBA PLAYOFFS (4 Years)																				
1977	2	67	9-23	.391	—	—	4-7	.571	10	5.0	10	9-0	4	—	2	22	11.0			
1978	6	201	25-56	.446	—	—	2-4	.500	25	4.2	31	15-0	7	17	4	52	8.7			
1979	14	302	38-76	.437	—	—	19-22	.864	29	2.1	56	33-0	16	16	4	95	6.8			
1980	3	69	8-20	.400	1-4	.250	4-7	.571	6	2.0	16	6-0	5	3	0	21	7.0			
TOT	25	639	80-175	.457	1-4	.250	29-40	.725	70	2.8	113	63-0	32	36	10	190	7.6			
GARCIA, ALEX #10										6-3		G	Brazil					3/4/80		
How Obtained: Signed as free agent, 7/24/03																				
How Departed: Waived, 6/11/04																				
NBA (1 Year)																				
YEAR	GP	MIN	FGM-FGA	PCT	3-POINT FGM-FGA	PCT	FTM-FTA	PCT	REBS	AVG	AST	PF-DQ	STL	TO	BLK	PTS	AVG			
03-04	2	13	1-7	.143	0-0	.000	1-2	.500	0	0.0	0	0-0	2	1	0	3	1.5			
GARRICK, TOM #22										6-2		G	Rhode Island '88					7/7/66		
How Obtained: Signed as free agent, 10/2/91																				
How Departed: Waived, 12/12/91																				
NBA (1 Year)																				
YEAR	GP	MIN	FGM-FGA	PCT	3-POINT FGM-FGA	PCT	FTM-FTA	PCT	REBS	AVG	AST	PF-DQ	STL	TO	BLK	PTS	AVG			
91-92	19	374	44-93	.473	0-1	.000	10-16	.625	41	2.2	63	33-0	21	30	1	98	5.2			
GASOL, PAU #16										7-0		F/C	Barcelona, Spain					07/6/80		
How Obtained: Signed as free agent, 7/14/16																				
How Departed: Waived, 3/1/19																				
NBA (3 Years)																				
YEAR	GP	MIN	FGM-FGA	PCT	3-POINT FGM-FGA	PCT	FTM-FTA	PCT	REBS	AVG	AST	PF-DQ	STL	TO	BLK	PTS	AVG			
16-17	64	1627	303-604	.502	56-104	.538	130-184	.707	501	7.8	150	110-0	24	81	70	792	12.4			
17-18	77	1812	287-627	.458	43-120	.358	158-209	.756	619	8.0	238	121-0	24	108	79	775	10.1			
18-19	27	330	41-88	.466	5-10	.500	27-38	.711	127	4.7	50	28-0	5	14	14	114	4.2			
TOT	168	3769	631-1319	.478	104-234	.444	315-431	.731	1247	7.4	438	259-0	53	203	163	1681	10.0			
NBA PLAYOFFS (2 Years)																				
2017	16	365	50-114	.439	6-18	.333	17-24	.708	114	7.1	31	35-0	7	18	15	123	7.7			
2018	5	90	10-20	.500	1-3	.333	9-10	.900	24	4.8	14	5-0	0	6	1	30	6.0			
TOT	21	455	60-134	.448	7-21	.333	26-34	.765	138	6.6	45	40-0	7	24	16	153	7.3			
GAZE, ANDREW #10										6-6		G	Seton Hall '89					7/24/65		
How Obtained: Signed as free agent, 1/21/99																				
How Departed: Unsigned free agent, 8/1/99																				
NBA (1 Year)																				
YEAR	GP	MIN	FGM-FGA	PCT	3-POINT FGM-FGA	PCT	FTM-FTA	PCT	REBS	AVG	AST	PF-DQ	STL	TO	BLK	PTS	AVG			
98-99	19	58	8-25	.320	5-16	.313	0-0	.000	5	0.3	6	7-0	2	4	1	21	1.1			
GEARY, REGGIE #4										6-2		G	Arizona '96					8/31/73		
How Obtained: Signed as free agent, 9/29/97																				
How Departed: Unsigned free agent, 7/1/98																				
NBA (1 Year)																				
YEAR	GP	MIN	FGM-FGA	PCT	3-POINT FGM-FGA	PCT	FTM-FTA	PCT	REBS	AVG	AST	PF-DQ	STL	TO	BLK	PTS	AVG			
97-98	62	685	56-169	.331	12-40	.300	28-56	.500	67	1.1	74	95-0	37	42	12	152	2.5			
NBA PLAYOFFS (1 Year)																				
1998	7	46	3-7	.429	1-4	.250	2-4	.500	2	0.3	6	10-0	1	2	0	9	1.3			
GEE, ALONZO #23										6-6		G	Alabama '09					5/29/87		
How Obtained: Signed as free agent, 3/29/10																				
How Departed: Waived, 11/16/10																				
NBA (1 Year)																				
YEAR	GP	MIN	FGM-FGA	PCT	3-POINT FGM-FGA	PCT	FTM-FTA	PCT	REBS	AVG	AST	PF-DQ	STL	TO	BLK	PTS	AVG			
10-11	5	18	1-3	.333	0-0	.000	0-0	.000	3	0.6	0	3-0	0	3	2	2	0.4			
GERARD, GUS #22										6-8		F	Virginia '75					7/27/53		
How Obtained: Signed 10-day contract, 2/8/81; Signed 10-day contract, 2/19/81																				
How Departed: Waived, 3/2/81																				
NBA (1 Year)																				
YEAR	GP	MIN	FGM-FGA	PCT	3-POINT FGM-FGA	PCT	FTM-FTA	PCT	REBS	AVG	AST	PF-DQ	STL	TO	BLK	PTS	AVG			
80-81	11	129	22-60	.367	0-1	.000	8-11	.727	38	3.5	9	17-0	7	8	3	52	4.7			

FORMER SPURS STATISTICS

GERVIN, GEORGE #44

How Obtained: Contract purchased from Virginia, 1/30/74

How Departed: Traded to Chicago for Greenwood, 10/24/85

ABA (3 Years)

YEAR	GP	MIN	FGM-FGA	PCT	3-POINT FGM-FGA	PCT	FTM-FTA	PCT	REBS	AVG	AST	PF-DQ	STL	TO	BLK	PTS	AVG
73-74	25	783	185-389	.476	0-6	.000	116-136	.853	206	8.2	45	98	26	64	34	486	19.4
74-75	84	3113	784-1655	.474	17-55	.309	380-458	.830	697	8.3	207	295	131	249	138	1965	23.4
75-76	81	2748	706-1414	.499	14-55	.255	342-399	.857	546	6.7	201	288	110	217	119	1768	21.8
TOT	190	6644	1644-3346	.491	31-116	.267	838-991	.846	1449	7.6	453	676	267	530	291	4219	22.2

NBA (9 Years)

76-77	82	2705	726-1335	.544	—	—	443-532	.833	454	5.5	238	286-12	105	—	104	1895	23.1
77-78	82	2857	864-1611	.536	—	—	504-607	.830	420	5.1	302	255-3	136	306	110	2232	27.2
78-79	80	2888	947-1749	.541	—	—	471-570	.826	400	5.0	219	275-5	137	286	91	2365	29.6
79-80	78	2934	1024-1940	.528	32-102	.314	505-593	.852	403	5.2	202	208-0	110	254	79	2585	33.1
80-81	82	2765	850-1729	.492	9-35	.257	512-620	.826	419	5.1	260	212-4	94	251	56	2221	27.1
81-82	79	2817	993-1987	.500	10-36	.278	555-642	.864	392	5.0	187	215-2	77	210	45	2551	32.3
82-83	78	2830	757-1553	.487	12-33	.364	517-606	.853	357	4.6	264	243-5	88	247	67	2043	26.2
83-84	76	2584	765-1561	.490	10-24	.417	427-507	.842	313	4.2	220	219-3	79	224	47	1967	25.9
84-85	72	2091	600-1182	.508	0-10	.000	324-384	.844	234	3.3	178	208-2	66	198	48	1524	21.2
TOT	709	24471	7526-14647	.514	73-240	.304	4258-5061	.841	3392	4.8	2070	2121-36	892	1976	647	19383	27.3

ABA PLAYOFFS (3 Years)

1974	7	226	56-114	.491	1-1	1.000	29-31	.935	52	7.4	19	28-0	5	16	8	144	20.6
1975	6	276	76-159	.478	3-12	.250	43-52	.827	84	14.0	8	22-0	6	14	8	204	34.0
1976	7	288	67-125	.536	0-3	.000	56-69	.812	64	9.1	19	22-0	1	17	2	190	27.1
TOT	20	790	199-398	.500	4-16	.250	128-152	.842	200	10.0	46	72-0	12	47	18	538	26.9

NBA PLAYOFFS (8 Years)

1977	2	62	19-44	.432	—	—	12-15	.800	11	5.5	3	9-0	1	—	2	50	25.0
1978	6	227	78-142	.549	—	—	43-56	.768	34	5.7	19	23-0	6	19	16	199	33.2
1979	14	513	158-295	.536	—	—	84-104	.808	82	5.9	35	51-1	27	40	14	400	28.6
1980	3	122	37-74	.500	0-2	.000	26-30	.867	20	6.7	12	8-0	5	9	3	100	33.3
1981	7	274	77-154	.500	0-3	.000	36-45	.800	35	5.0	24	19-1	5	20	5	190	27.1
1982	9	373	103-228	.452	0-3	.000	59-71	.831	66	7.3	41	36-1	10	31	4	265	29.4
1983	11	437	108-208	.519	0-2	.000	61-69	.884	74	6.7	37	39-1	12	46	4	277	25.2
1985	5	183	42-79	.532	0-3	.000	27-34	.794	18	3.6	14	19-0	3	20	3	111	22.2
TOT	57	2191	622-1224	.508	0-13	.000	348-424	.821	340	6.0	185	204-4	69	185	51	1592	27.9

ABA ALL-STAR GAMES (3 Years)

1974	1	21	3-8	.375	0-1	.000	3-4	.750	5	5.0	3	1	1	—	—	9	9.0
1975	1	30	8-14	.571	0-1	.000	7-8	.875	6	6.0	3	2	6	2	5	23	23.0
1976	1	16	3-13	.231	0-0	.000	1-2	.500	6	6.0	1	1	0	2	0	8	8.0
TOT	3	67	14-35	.400	0-2	.000	11-14	.786	17	5.7	7	4	7	4	5	40	13.3

NBA ALL-STAR GAMES (9 Years)

1977	1	12	0-6	.000	—	—	0-0	.000	1	1.0	0	1-0	0	—	1	0	0.0
1978	1	18	4-11	.360	—	—	1-3	.333	2	2.0	1	2-0	2	2	1	9	9.0
1979	1	34	8-16	.500	—	—	10-11	.909	6	6.0	2	4-0	1	3	1	26	26.0
1980	1	40	14-26	.538	0-0	.000	6-9	.667	10	10.0	3	2-0	3	3	0	34	34.0
1981	1	24	5-9	.556	0-0	.000	1-2	.500	3	3.0	0	3-0	2	2	1	11	11.0
1982	1	27	5-14	.357	0-0	.000	2-2	1.000	6	6.0	1	3-0	3	0	3	12	12.0
1983	1	14	3-8	.375	1-1	1.000	2-2	1.000	0	0.0	3	3-0	2	0	0	9	9.0
1984	1	21	5-6	.833	0-0	.000	3-3	1.000	2	2.0	1	5-0	0	6	1	13	13.0
1985	1	25	10-12	.833	0-0	.000	3-4	.750	3	3.0	1	2-0	3	4	1	23	23.0
TOT	9	215	54-108	.500	1-1	1.000	28-36	.778	33	3.7	12	25-0	16	20	9	137	15.2

GILMORE, ARTIS #53

How Obtained: From Chicago for Corzine, Olberding and cash, 7/22/82

How Departed: Traded to Chicago for a second round pick in '88, 6/22/87

NBA (5 Years)

YEAR	GP	MIN	FGM-FGA	PCT	3-POINT FGM-FGA	PCT	FTM-FTA	PCT	REBS	AVG	AST	PF-DQ	STL	TO	BLK	PTS	AVG
82-83	82	2797	556-888	.626	0-6	.000	367-496	.740	984	12.0	126	273-4	40	254	192	1479	18.0
83-84	64	2034	351-556	.631	0-3	.000	280-390	.718	662	10.3	70	229-4	36	149	132	982	15.3
84-85	81	2756	532-854	.623	0-2	.000	484-646	.749	846	10.4	131	306-4	40	241	173	1548	19.1
85-86	71	2395	423-684	.618	0-1	.000	338-482	.701	600	8.5	102	239-3	39	186	108	1184	16.7
86-87	82	2405	346-580	.597	0-0	.000	242-356	.680	579	7.1	150	235-2	39	178	95	934	11.4
TOT	380	12387	2208-3562	.620	0-12	.000	1711-2370	.722	3671	9.7	579	1282-17	194	1008	700	6127	16.1

NBA PLAYOFFS (3 Years)

1983	11	401	76-132	.576	0-0	.000	32-46	.696	142	12.9	18	46-1	9	27	34	184	16.7
1985	5	185	29-52	.558	0-0	.000	31-45	.689	50	10.0	7	18-0	2	23	7	89	17.8
1986	3	107	16-24	.667	0-0	.000	8-14	.571	18	6.0	3	11-0	7	10	1	40	13.3
TOT	19	693	121-208	.582	0-0	.000	71-105	.676	210	11.1	28	75-1	18	60	42	313	16.5

NBA ALL-STAR GAMES (2 Years)

1983	1	16	2-4	.500	0-0	.000	1-2	.500	5	5.0	1	4-0	1	1	0	5	5.0
1986	1	13	3-4	.750	0-0	.000	4-4	1.000	2	2.0	1	4-0	2	0	0	10	10.0
TOT	2	29	5-8	.625	0-0	.000	5-6	.833	7	3.5	2	8-0	3	1	0	15	7.5

7-2

C

Jacksonville '71

9/21/49

FORMER SPURS STATISTICS

GINOBILI, MANU #20

How Obtained: Second round pick, 1999 Draft, 57th overall
How Departed: Retired, 8/27/18
NBA (16 Years)

6-6

G

Argentina

7/28/77

YEAR	GP	MIN	FGM-FGA	PCT	3-POINT FGM-FGA	PCT	FTM-FTA	PCT	REBS	AVG	AST	PF-DQ	STL	TO	BLK	PTS	AVG
02-03	69	1431	174-397	.438	51-148	.345	126-171	.737	161	2.3	138	170-3	96	100	17	525	7.6
03-04	77	2260	330-789	.418	88-245	.359	239-298	.802	344	4.5	291	181-0	136	161	16	987	12.8
04-05	74	2193	367-780	.471	97-258	.376	355-442	.803	329	4.4	288	190-1	119	172	27	1186	16.0
05-06	65	1813	309-669	.462	83-217	.382	280-360	.778	230	3.5	235	156-0	101	121	26	981	15.1
06-07	75	2060	396-854	.464	128-323	.396	320-372	.860	327	4.4	263	155-0	109	157	27	1240	16.5
07-08	74	2292	453-984	.460	156-389	.401	380-442	.860	354	4.8	332	173-0	109	200	33	1442	19.5
08-09	44	1181	223-491	.454	69-209	.330	168-190	.884	198	4.5	157	90-0	64	88	16	683	15.5
09-10	75	2150	398-903	.441	132-350	.377	309-355	.870	284	3.8	370	154-0	103	154	24	1237	16.5
10-11	80	2426	441-1018	.433	154-441	.349	357-410	.871	295	3.7	393	163-0	123	174	28	1393	17.4
11-12	34	792	150-285	.526	52-126	.413	88-101	.871	116	3.4	151	56-0	24	64	12	440	12.9
12-13	60	1393	229-539	.425	83-235	.353	164-206	.796	201	3.4	274	114-0	80	132	13	705	11.8
13-14	68	1550	294-627	.469	90-258	.349	160-188	.851	202	3.0	293	128-0	70	139	17	838	12.3
14-15	70	1587	251-589	.426	89-258	.345	147-204	.721	211	3.0	293	138-0	67	154	20	738	10.5
15-16	58	1134	197-435	.453	70-179	.391	91-112	.813	146	2.5	177	99-0	66	99	11	555	9.6
16-17	69	1291	171-439	.390	89-227	.392	86-107	.804	157	2.3	183	119-0	82	96	16	517	7.5
17-18	65	1299	201-463	.434	64-192	.333	110-131	.840	142	2.2	163	126-0	43	105	16	576	8.9
TOT	1057	26853	4584-10262	.447	1495-4055	.369	3380-4089	.827	3697	3.5	4001	2212-4	1392	2157	319	14043	13.3
PLAYOFFS (16 Years)																	
2003	24	660	71-184	.386	28-73	.384	56-74	.757	92	3.8	70	62-1	41	36	9	226	9.4
2004	10	280	42-94	.447	10-35	.286	36-44	.818	53	5.3	31	30-0	17	21	1	130	13.0
2005	23	772	145-286	.507	42-96	.438	147-185	.795	133	5.8	97	69-0	28	66	6	479	20.8
2006	13	426	76-157	.484	14-42	.333	73-87	.839	59	4.5	39	43-1	19	33	7	239	18.4
2007	20	602	99-247	.401	38-99	.384	97-116	.836	109	5.5	74	61-0	33	42	4	333	16.7
2008	17	559	98-232	.422	38-102	.373	69-77	.896	64	3.8	67	47-0	10	47	5	303	17.8
2010	10	352	58-140	.414	20-60	.333	58-67	.866	37	3.7	60	30-0	26	30	2	194	19.4
2011	5	174	31-70	.443	9-28	.321	32-41	.780	20	4.0	21	13-0	13	17	3	103	20.6
2012	14	390	65-145	.448	23-68	.338	48-56	.857	49	3.5	56	36-1	10	42	4	201	14.4
2013	21	560	77-193	.399	29-96	.302	59-80	.738	78	3.7	105	52-0	24	55	6	242	11.5
2014	23	586	104-237	.433	41-105	.390	81-94	.862	75	3.3	95	60-0	36	52	2	330	14.3
2015	7	131	15-43	.349	8-22	.364	18-23	.783	24	3.4	32	19-1	4	14	6	56	8.0
2016	10	192	20-47	.426	19-21	.429	8-23	.783	27	2.7	25	25-1	8	7	3	67	6.7
2017	16	284	40-97	.412	9-40	.225	17-23	.739	39	2.4	39	28-0	16	12	2	106	6.6
2018	5	107	15-37	.405	6-18	.333	9-11	.818	15	3.0	16	13-0	7	7	1	45	9.0
TOT	218	6077	956-2209	.433	324-905	.358	818-1001	.817	874	4.0	827	588-5	292	481	61	3054	14.0
NBA ALL-STAR GAMES (2 years)																	
2005	1	22	3-6	.500	2-2	1.000	0-2	.000	3	3.0	1	3-0	1	3	1	8	8.0
2011	1	21	2-7	.286	3-4	.750	0-3	.000	3	3.0	5	3-0	3	2	0	7	7.0
TOT	2	43	5-13	.385	0-5	.000	0-5	.000	6	3.0	6	6-0	4	5	1	15	7.5

GLOVER, DION #1

How Obtained: Signed 10-day contract, 3/17/05
How Departed: Waived, 4/4/05
NBA (1 Year)

6-5

G

Georgia Tech '01

10/22/78

YEAR	GP	MIN	FGM-FGA	PCT	3-POINT FGM-FGA	PCT	FTM-FTA	PCT	REBS	AVG	AST	PF-DQ	STL	TO	BLK	PTS	AVG
04-05	7	68	8-22	.364	1-8	.125	8-10	.800	11	1.6	4	9-0	3	2	3	25	3.6

GOLDWIRE, ANTHONY #5

How Obtained: Signed as free agent, 11/20/02
How Departed: Waived, 12/29/02
NBA (1 Year)

6-2

G

Houston '94

9/6/71

YEAR	GP	MIN	FGM-FGA	PCT	3-POINT FGM-FGA	PCT	FTM-FTA	PCT	REBS	AVG	AST	PF-DQ	STL	TO	BLK	PTS	AVG
02-03	10	51	5-18	.278	2-8	.250	0-2	.000	3	0.3	3	5-0	3	2	0	12	1.2

GOODEN, DREW #90

How Obtained: Signed as free agent, 3/5/09
How Departed: Unsigned free agent, 7/09
NBA (1 Year)

6-10

F/C

Kansas '02

9/24/81

YEAR	GP	MIN	FGM-FGA	PCT	3-POINT FGM-FGA	PCT	FTM-FTA	PCT	REBS	AVG	AST	PF-DQ	STL	TO	BLK	PTS	AVG
08-09	19	320	71-145	.490	0-1	.000	45-57	.789	83	4.4	3	39-0	4	16	4	187	9.8
NBA PLAYOFFS (1 Year)																	
08-09	4	71	11-33	.333	0-2	.000	7-7	1.000	15	3.8	1	13-0	1	3	1	29	7.3

GRAY, DEVIN #4

How Obtained: Signed 10-day contract, 1/8/97
NBA (1 Year)

6-7

F

Clemson '95

5/18/72

YEAR	GP	MIN	FGM-FGA	PCT	3-POINT FGM-FGA	PCT	FTM-FTA	PCT	REBS	AVG	AST	PF-DQ	STL	TO	BLK	PTS	AVG
96-97	3	24	5-15	.333	0-0	.000	0-1	.000	5	1.7	0	8-0	1	5	0	10	3.3

FORMER SPURS STATISTICS

GREEN, DANNY #4, #14

6-6 G/F

North Carolina '09

6/22/87

How Obtained: (1) Signed as free agent, 11/17/10; (2) Signed as free agent, 3/6/11

How Departed: (1) Waived, 11/23/10; (2) Traded to Toronto along with K. Leonard, for D. Derozan, J. Poeltl and first round pick, 7/18/18

NBA (8 Years)

YEAR	GP	MIN	FGM-FGA	PCT	3-POINT FGM-FGA	PCT	FTM-FTA	PCT	REBS	AVG	AST	PF-DQ	STL	TO	BLK	PTS	AVG
10-11	8	92	17-35	.486	7-19	.368	0-0	.000	15	1.9	2	7-0	2	5	1	41	5.1
11-12	66	152	121-477	.442	102-234	.436	79-100	.790	228	3.5	86	107-0	58	67	46	603	9.1
12-13	80	2201	297-663	.448	177-413	.429	67-79	.848	244	3.1	141	124-0	92	94	54	838	10.5
13-14	68	1651	218-505	.432	132-318	.415	50-63	.794	229	3.4	104	107-0	65	76	61	618	9.1
14-15	81	2312	322-738	.436	191-457	.418	111-127	.874	343	4.2	158	163-0	101	93	87	946	11.7
15-16	79	2062	211-561	.376	116-349	.332	34-46	.739	303	3.8	141	141-0	79	75	64	572	7.2
16-17	68	1807	176-449	.392	118-311	.379	27-32	.844	224	3.3	124	120-0	70	76	57	497	7.3
17-18	70	1791	217-561	.387	116-320	.363	50-65	.769	249	3.6	110	122-1	63	74	80	600	8.6
TOT	520	13438	1669-3989	.418	959-2421	.396	418-512	.816	1835	3.5	866	891-1	530	560	450	4715	9.1

NBA PLAYOFFS (8 Years)

YEAR	GP	MIN	FGM-FGA	PCT	3-POINT FGM-FGA	PCT	FTM-FTA	PCT	REBS	AVG	AST	PF-DQ	STL	TO	BLK	PTS	AVG
2011	4	7	2-6	.333	1-4	.250	0-0	.000	1	0.3	2	1-0	1	1	1	5	1.3
2012	14	289	38-91	.418	20-58	.345	7-10	.700	45	3.2	15	24-0	7	15	10	103	7.4
2013	21	669	83-186	.446	55-114	.482	12-15	.800	87	4.1	32	51-0	22	19	23	233	11.1
2014	23	529	78-159	.491	48-101	.475	9-11	.818	69	3.0	21	50-0	32	20	17	213	9.3
2015	7	204	21-61	.344	12-40	.300	4-6	.667	22	3.1	15	12-0	7	5	7	58	8.3
2016	10	267	30-65	.462	24-48	.500	2-3	.667	31	3.1	7	20-0	21	6	8	86	8.6
2017	16	436	45-111	.405	26-76	.342	8-14	.571	57	3.6	23	30-0	10	17	15	124	7.8
2018	5	103	8-30	.267	5-20	.250	0-0	.000	11	2.2	1	8-0	1	2	4	21	4.2
TOT	100	2504	305-709	.430	191-461	.414	42-59	.712	323	3.2	116	196-0	101	85	85	843	8.4

GREEN, MIKE #23

6-10 C/F

Louisiana Tech '73

8/6/51

How Obtained: From Seattle for second round picks in '78 and '79, 11/12/77

How Departed: Traded to Kansas City for a second round pick and cash, 9/13/79

NBA (2 Years)

YEAR	GP	MIN	FGM-FGA	PCT	3-POINT FGM-FGA	PCT	FTM-FTA	PCT	REBS	AVG	AST	PF-DQ	STL	TO	BLK	PTS	AVG
77-78	63	1132	195-427	.457	—	—	86-111	.775	304	4.8	66	167-1	24	83	87	476	7.6
78-79	76	1641	235-477	.493	—	—	101-144	.701	354	4.7	116	230-3	37	89	122	571	7.5
TOT	139	2773	430-904	.476	—	—	187-255	.733	658	4.7	182	397-4	61	172	209	1047	7.5

NBA PLAYOFFS (2 Years)

YEAR	GP	MIN	FGM-FGA	PCT	3-POINT FGM-FGA	PCT	FTM-FTA	PCT	REBS	AVG	AST	PF-DQ	STL	TO	BLK	PTS	AVG
1978	6	174	28-58	.483	—	—	9-10	.900	44	7.3	11	21-0	5	8	16	65	10.8
1979	14	350	48-114	.421	—	—	14-21	.667	73	5.2	11	59-3	13	18	35	110	7.9
TOT	20	524	76-172	.442	—	—	23-31	.742	117	5.6	22	80-3	18	26	51	175	8.8

GREEN, SIDNEY #21

6-9 F

UNLV '83

1/4/61

How Obtained: From Orlando for McNamara and a first round pick in '91, 10/30/90

How Departed: Traded to Charlotte, with a first round pick in '93 and a second round pick in '96, for Reid, 12/9/92

NBA (3 Years)

YEAR	GP	MIN	FGM-FGA	PCT	3-POINT FGM-FGA	PCT	FTM-FTA	PCT	REBS	AVG	AST	PF-DQ	STL	TO	BLK	PTS	AVG
90-91	66	1099	177-384	.461	0-3	.000	89-105	.848	313	4.7	52	172-0	32	89	13	443	6.7
91-92	80	1127	147-344	.427	0-0	.000	73-89	.820	342	4.3	36	148-0	29	62	11	367	4.6
92-93	15	202	20-49	.408	0-0	.000	13-15	.867	71	4.7	19	21-1	5	12	3	53	3.5
TOT	161	2428	344-777	.443	0-3	.000	175-209	.837	726	4.5	107	341-1	66	163	27	863	5.4

NBA PLAYOFFS (2 Years)

YEAR	GP	MIN	FGM-FGA	PCT	3-POINT FGM-FGA	PCT	FTM-FTA	PCT	REBS	AVG	AST	PF-DQ	STL	TO	BLK	PTS	AVG
1991	3	11	3-6	.500	0-0	.000	2-2	1.000	4	1.3	0	3-0	0	1	0	8	2.7
1992	3	47	3-10	.300	0-0	.000	3-4	.750	11	3.7	2	6-0	0	2	0	9	3.0
TOT	6	58	6-16	.375	0-0	.000	5-6	.833	15	2.5	2	9-0	0	3	0	17	2.8

GREENWOOD, DAVID #33

6-9 F

UCLA '79

5/27/57

How Obtained: (1) From Chicago for Gervin, 10/24/85; (2) Signed as free agent, 8/20/90

How Departed: (1) Traded to Denver, with Cook, for Vincent and Natt, 1/26/89; (2) Waived, 5/21/91

NBA (5 Years)

YEAR	GP	MIN	FGM-FGA	PCT	3-POINT FGM-FGA	PCT	FTM-FTA	PCT	REBS	AVG	AST	PF-DQ	STL	TO	BLK	PTS	AVG
85-86	68	1910	198-388	.510	0-1	.000	142-184	.772	531	7.8	90	207-3	37	113	52	538	7.9
86-87	79	2587	336-655	.513	3-6	.500	241-307	.785	783	9.9	237	248-3	71	161	50	916	11.6
87-88	45	1236	151-328	.460	0-2	.000	83-111	.748	300	6.7	97	134-2	33	74	22	385	8.6
88-89	38	912	105-247	.425	0-0	.000	84-105	.800	238	6.3	55	123-2	30	55	24	294	7.7
90-91	63	1018	85-169	.503	0-2	.000	69-94	.734	221	3.5	52	172-3	29	71	25	239	3.8
TOT	293	7663	875-1787	.490	3-11	.273	619-801	.773	2073	7.1	531	884-13	200	474	173	2372	8.1

NBA PLAYOFFS (2 Years)

YEAR	GP	MIN	FGM-FGA	PCT	3-POINT FGM-FGA	PCT	FTM-FTA	PCT	REBS	AVG	AST	PF-DQ	STL	TO	BLK	PTS	AVG
1986	3	101	12-23	.522	0-0	.000	6-8	.750	18	6.0	3	12-0	3	1	1	30	10.0
1991	1	5	1-1	1.000	0-0	.000	0-0	.000	2	2.0	2	0-0	0	1	0	2	2.0
TOT	4	106	13-24	.542	0-0	.000	6-8	.750	20	5.0	5	12-0	3	2	1	32	8.0

GRIFFIN, PAUL #30

6-9 F

Western Michigan '76

1/20/54

How Obtained: Compensation from Utah (Bristow signed as free agent), 7/20/79

How Departed: Retired, 4/83

NBA (4 Years)

YEAR	GP	MIN	FGM-FGA	PCT	3-POINT FGM-FGA	PCT	FTM-FTA	PCT	REBS	AVG	AST	PF-DQ	STL	TO	BLK	PTS	AVG
79-80	82	1812	173-313	.553	0-0	.000	174-240	.725	438	5.3	250	306-9	81	131	53	520	6.3
80-81	82	1930	166-325	.511	0-0	.000	170-253	.672	505	6.2	249	207-3	77	132	38	502	6.1
81-82	23	459	32-66	.485	0-0	.000	24-37	.649	95	4.1	54	67-0	20	40	8	88	3.8
82-83	53	956	60-116	.517	0-0	.000	53-76	.697	216	4.1	86	153-0	33	68	25	173	3.3
TOT	240	5157	431-820	.526	0-0	.000	421-606	.695	1254	5.2	639	733-12	211	371	124	1283	5.3

NBA PLAYOFFS (2 Years)

YEAR	GP	MIN	FGM-FGA	PCT	3-POINT FGM-FGA	PCT	FTM-FTA	PCT	REBS	AVG	AST	PF-DQ	STL	TO	BLK	PTS	AVG
1980	3	69	7-14	.500	0-0	.000	6-6	1.000	15	5.0	6	9-0	0	7	1	20	6.7
1981	7	183	14-24	.583	0-0	.000	9-17	.529	40	4.7	29	28-2	6	9	5	39	5.6
TOT	10	252	21-38	.553	0-0	.000	15-23	.652	55	5.5	35	37-2	6	16	6	59	5.9

FORMER SPURS STATISTICS

GUDMUNDSSON, PETUR #35				7-2	C	Washington '81				10/30/58							
How Obtained: From L.A. Lakers, with Brickowski, a first round pick in '87, a second round pick in '90 and cash, for M. Thompson, 2/13/87																	
How Departed: Waived, 3/21/89																	
NBA (2 Years)				3-POINT FGM-FGA													
YEAR	GP	MIN	FGM-FGA	PCT	PCT	FTM-FTA	PCT	REBS	AVG	AST	PF-DQ	STL	TO	BLK	PTS	AVG	
87-88	69	1017	139-280	.496	0-1	.000	117-145	.807	323	4.7	86	197-5	18	103	61	395	5.7
88-89	5	70	9-25	.360	0-0	.000	3-4	.750	16	3.2	5	15-0	1	8	1	21	4.2
TOT	74	1087	148-305	.485	0-1	.000	120-149	.805	339	4.6	91	212-5	19	111	62	416	5.6
NBA PLAYOFFS (1 Year)																	
1988	2	6	0-2	.000	0-0	.000	0-0	.000	0	0.0	1	0-0	0	3	0	0	0.0

HAIRSTON, MALIK #1				6-6	G	Oregon '08	2/23/87											
How Obtained: Obtained from Phoenix, along with a 2009 second round pick and cash considerations, in exchange for the draft rights to Goran Dragic, 6/26/08																		
How Departed: Waived, 7/29/10																		
NBA (2 Years)																		
YEAR	GP	MIN	FGM-FGA	PCT	3-POINT FGM-FGA		PCT	FTM-FTA	PCT	REBS	AVG	AST	PF-DQ	STL	TO	BLK	PTS	AVG
08-09	15	155	24-49	.490	0-1	.000		2-7	.286	28	1.9	13	19-0	6	12	7	50	3.3
09-10	47	317	40-76	.526	2-11	.182		17-30	.567	49	1.0	16	29-0	4	11	9	99	2.1
TOT	62	472	64-125	.512	2-12	.167		19-37	.514	77	1.2	29	48-0	10	23	16	149	2.4

HAISLIP, MARCUS #22					6-10	F	Tennessee '02					12/22/80					
How Obtained: Signed as free agent, 7/8/09																	
How Departed: Waived, 1/22/10																	
NBA (1 Year)					3-POINT												
YEAR	GP	MIN	FGM-FGA	PCT	FGM-FGA	PCT	FTM-FTA	PCT	REBS	AVG	AST	PF-DQ	STL	TO	BLK	PTS	AVG
09-10	10	44	10-21	.476	3-5	.600	2-5	.400	10	1.0	0	5-0	0	3	2	25	2.5

HALEY, JACK #54				6-10	C	UCLA '87				1/27/64							
How Obtained: Signed as free agent, 12/15/93																	
How Departed: Unsigned free agent, 7/1/95																	
NBA (2 Years)				3-POINT													
YEAR	GP	MIN	FGM-FGA	PCT	FGM-FGA	PCT	FTM-FTA	PCT	REBS	AVG	AST	PF-DQ	STL	TO	BLK	PTS	AVG
93-94	28	94	21-48	.438	0-0	.000	17-21	.810	24	0.9	1	18-0	0	10	0	59	2.1
94-95	31	117	26-61	.426	0-1	.000	21-32	.656	27	0.9	2	31-0	3	13	5	73	2.4
TOT	59	211	47-109	.431	0-1	.000	38-53	.717	51	0.9	3	49-0	3	23	5	132	2.2
PLAYOFFS (2 Years)																	
93-94	3	11	4-8	.500	0-0	.000	5-6	.833	7	2.3	2	3	0	0	0	13	4.3
94-95	4	13	1-7	.143	0-0	.000	1-2	.500	6	1.5	2	0	0	1	1	3	0.8
TOT	7	24	5-15	.333	0-0	.000	6-8	.750	13	1.9	4	3	0	1	1	16	2.3

HAMILTON, JOE #11				5-10	G	North Texas State '70				7/5/48							
How Obtained: Fourth round pick, 1970 ABA Draft																	
How Departed: Traded to Kentucky for future draft pick and cash, 1974																	
ABA (1 Year)				3-POINT													
YEAR	GP	MIN	FGM-FGA	PCT	FGM-FGA	PCT	FTM-FTA	PCT	REBS	AVG	AST	PF-DQ	STL	TO	BLK	PTS	AVG
73-74	43	1415	228-584	.390	19-86	.221	92-110	.836	116	2.7	86	92-0	51	82	0	567	13.2

HANCOCK, DARRIN #4				6-7		F	Kansas '93				11/3/71						
How Obtained: Signed 10-day contract, 1/28/97																	
NBA (1 Year)				3-POINT													
YEAR	GP	MIN	FGM-FGA	PCT	FGM-FGA	PCT	FTM-FTA	PCT	REBS	AVG	AST	PF-DQ	STL	TO	BLK	PTS	AVG
96-97	1	8	1-2	.500	0-0	.000	2-2	1.000	0	0.0	1	2-0	0	0	0	4	4.0

HART, JASON #1				6-3		G		Syracuse '00				4/29/78					
How Obtained: (1) Signed as free agent, 12/19/01 (2) Signed as free agent, 10/31/03																	
How Departed: (1) Unsigned free agent, 7/02 (2) Unsigned free agent, 7/14/04																	
NBA (2 Years)				3-POINT													
YEAR	GP	MIN	FGM-FGA	PCT	FGM-FGA	PCT	FTM-FTA	PCT	REBS	AVG	AST	PF-DQ	STL	TO	BLK	PTS	AVG
01-02	10	92	10-19	.526	0-2	.000	6-6	1.000	13	1.3	12	16-0	7	8	1	26	2.6
03-04	53	660	71-159	.447	2-9	.222	33-43	.767	79	1.5	81	59-0	28	29	5	177	3.3
TOT	63	752	81-178	.455	2-11	.182	39-49	.796	92	1.5	93	75-0	35	37	6	203	3.2
NBA PLAYOFFS (1 Year)																	
2004	7	62	11-20	.550	0-0	.000	0-0	.000	3	0.4	1	5-0	5	1	0	22	3.1

HAYES, STEVE #43				7-0	C	Idaho State '80				8/2/55							
How Obtained: Signed 10-day contract, 12/29/81; Signed 10-day contract, 1/8/82																	
How Departed: Waived, 1/18/82																	
NBA (1 Year)																	
	3-POINT																
YEAR	GP	MIN	FGM-FGA	PCT	FGM-FGA	PCT	FTM-FTA	PCT	REBS	AVG	AST	PF-DQ	STL	TO	BLK	PTS	AVG
81-82	9	75	8-18	.444	0-0	.000	7-12	.583	17	1.9	4	17-0	1	2	2	23	2.6

HEAL, SHANE #11					6-0	G	Australia					9/6/70					
How Obtained: Signed as free agent, 10/17/03																	
How Departed: Waived, 11/17/03																	
NBA (1 Year)																	
3-POINT																	
YEAR	GP	MIN	FGM-FGA	PCT	FGM-FGA	PCT	FTM-FTA	PCT	REBS	AVG	AST	PF-DQ	STL	TO	BLK	PTS	AVG
03-04	6	72	7-24	.292	4-18	.222	4-5	.800	4	0.7	5	2-0	1	5	0	22	3.7

FORMER SPURS STATISTICS

HERRERA, CARL #11, #7

6-9 F

Houston '91

12/14/66

How Obtained: Signed as free agent, 9/29/95

How Departed: Traded to Vancouver, with Lopez, for Daniels, 6/24/98

NBA (3 Years)

YEAR	GP	MIN	FGM-FGA	PCT	3-POINT FGM-FGA	PCT	FTM-FTA	PCT	REBS	AVG	AST	PF-DQ	STL	TO	BLK	PTS	AVG
95-96	44	393	40-97	.412	0-1	.000	5-17	.294	81	1.8	16	61-0	9	29	8	85	1.9
96-97	75	1837	257-593	.433	2-6	.333	81-118	.686	340	4.5	50	217-3	62	95	53	597	8.0
97-98	58	516	76-175	.434	0-1	.000	18-44	.409	91	1.6	22	71-1	19	38	12	170	2.9
TOT	177	2746	373-865	.431	2-8	.250	104-179	.581	512	2.9	88	349-4	90	162	73	852	4.8

NBA PLAYOFFS (2 Years)

1996	7	28	0-3	.000	0-0	.000	2-2	1.000	4	0.6	1	7-0	2	3	1	2	0.3
1998	5	25	1-3	.333	0-0	.000	0-0	.000	4	0.8	1	4-0	0	1	0	2	0.4
TOT	12	53	1-6	.167	0-0	.000	2-2	1.000	8	0.7	2	11-0	2	4	1	4	0.3

HIGGINS, ROD #22

6-7 F

Fresno State '82

1/31/60

How Obtained: Signed 10-day contract, 1/15/86, Signed 10-day contract, 1/25/86

How Departed: Waived, 2/1/86

NBA (1 Year)

YEAR	GP	MIN	FGM-FGA	PCT	3-POINT FGM-FGA	PCT	FTM-FTA	PCT	REBS	AVG	AST	PF-DQ	STL	TO	BLK	PTS	AVG
85-86	11	128	18-40	.450	0-2	.000	11-16	.688	24	2.2	12	21-0	2	5	3	47	4.3

HIGGINS, SEAN #3

6-9 G/F

Michigan '91

12/30/68

How Obtained: Second round pick, 1990 Draft, 54th overall

How Departed: Waived, 12/13/91

NBA (2 Years)

YEAR	GP	MIN	FGM-FGA	PCT	3-POINT FGM-FGA	PCT	FTM-FTA	PCT	REBS	AVG	AST	PF-DQ	STL	TO	BLK	PTS	AVG
90-91	50	464	97-212	.458	3-19	.158	28-33	.848	63	1.3	35	53-0	8	49	1	225	4.5
91-92	6	36	4-15	.267	0-1	.000	7-7	1.000	8	1.3	4	6-0	2	4	0	15	2.5
TOT	56	500	101-227	.445	3-20	.150	35-40	.875	71	1.3	39	59-0	10	53	1	240	4.3

NBA PLAYOFFS (1 Year)

1991	3	13	0-2	.000	0-0	.000	0-0	.000	0	0.0	1	1-0	0	0	0	0	0.0
------	---	----	-----	------	-----	------	-----	------	---	-----	---	-----	---	---	---	---	-----

HILL, GEORGE #3

6-2 G

IUPUI '08

5/4/86

How Obtained: First round pick, 2008 NBA Draft, 26th overall pick

How Departed: Traded to Indiana in exchange draft rights to Kawhi Leonard, Davis Bertans and Erazem Lorbek

NBA (3 Years)

YEAR	GP	MIN	FGM-FGA	PCT	3-POINT FGM-FGA	PCT	FTM-FTA	PCT	REBS	AVG	AST	PF-DQ	STL	TO	BLK	PTS	AVG
08-09	77	126	150-372	.403	24-73	.329	114-146	.781	158	2.1	136	150-0	45	74	21	438	5.7
09-10	78	2276	353-738	.478	75-188	.399	183-237	.772	205	2.6	226	222-4	69	101	26	964	12.4
10-11	76	2148	287-633	.453	77-204	.377	233-270	.863	199	2.6	193	153-1	66	99	21	884	11.6
TOT	231	4550	790-1743	.453	176-465	.378	530-653	.812	562	2.4	555	525-5	180	274	68	2286	9.9

NBA PLAYOFFS (3 Years)

08-09	4	76	7-21	.333	3-8	.375	6-7	.857	8	2.0	2	6-0	2	2	1	23	5.8
09-10	10	344	46-102	.451	11-29	.379	31-37	.838	31	3.1	7	21-1	10	8	2	134	13.4
10-11	6	189	20-50	.400	4-15	.267	26-30	.867	30	5.0	14	15-1	9	8	2	70	11.7
TOT	20	609	73-173	.422	18-52	.346	63-74	.851	69	3.5	23	42-2	21	18	5	227	11.4

HILL, SIMMIE #54

6-7 F

West Texas State '69

11/14/46

How Obtained: Signed as free agent, 1973

How Departed: Waived, 1974

ABA (1 Year)

YEAR	GP	MIN	FGM-FGA	PCT	3-POINT FGM-FGA	PCT	FTM-FTA	PCT	REBS	AVG	AST	PF-DQ	STL	TO	BLK	PTS	AVG
73-74	60	837	112-244	.459	0-11	.000	45-62	.726	172	2.9	62	145-0	13	63	16	269	4.5

ABA PLAYOFFS (1 Year)

1974	4	20	1-2	.500	0-1	.000	0-0	.000	0	0.0	2	2-0	0	3	0	2	0.5
------	---	----	-----	------	-----	------	-----	------	---	-----	---	-----	---	---	---	---	-----

HILLIARD, DARRUN #24

6-6 G

Villanova '15

4/13/93

How Obtained: Signed two-contract, 9/11/17

How Departed: Unsigned free agent, 7/18

NBA (1 Year)

YEAR	GP	MIN	FGM-FGA	PCT	3-POINT FGM-FGA	PCT	FTM-FTA	PCT	REBS	AVG	AST	PF-DQ	STL	TO	BLK	PTS	AVG
17-18	14	95	5-19	.263	0-6	.000	6-7	.857	7	0.5	11	7-0	2	4	0	16	1.1

HORRY, ROBERT #5, #25

6-10 F

Alabama '92

8/25/70

How Obtained: Signed as a free agent, 7/24/03

How Departed: Unsigned free agent, 7/08

NBA (5 Years)

YEAR	GP	MIN	FGM-FGA	PCT	3-POINT FGM-FGA	PCT	FTM-FTA	PCT	REBS	AVG	AST	PF-DQ	STL	TO	BLK	PTS	AVG
03-04	81	1290	141-348	.405	41-108	.380	69-107	.645	272	3.4	101	165-0	48	55	49	392	4.8
04-05	75	1396	157-375	.419	51-138	.370	86-109	.789	268	3.6	80	138-1	67	69	60	451	6.0
05-06	63	1182	112-292	.384	53-144	.368	44-68	.647	242	3.8	79	115-2	43	41	51	321	5.1
06-07	68	1124	90-251	.359	50-149	.336	38-64	.594	229	3.4	77	105-1	45	44	41	268	3.9
07-08	45	583	38-119	.319	18-70	.257	18-28	.643	109	2.4	47	55-0	21	22	19	112	2.5
TOT	332	5575	538-1385	.388	213-609	.350	255-376	.678	1120	3.4	384	578-4	224	231	220	1544	4.7

NBA PLAYOFFS (5 Years)

03-04	10	211	20-43	.465	8-22	.364	13-14	.929	63	6.3	9	31-0	8	10	2	61	6.1
04-05	23	618	73-163	.448	38-85	.447	30-41	.732	125	5.4	47	53-0	21	20	20	214	9.3
05-06	13	224	15-37	.405	6-17	.353	19-26	.731	48	3.7	11	31-0	5	10	9	55	4.2
06-07	18	361	25-60	.417	13-37	.351	14-17	.824	70	3.9	29	30-0	11	14	24	77	4.3
07-08	15	154	7-36	.194	5-22	.227	4-6	.667	32	2.1	8	34-0	5	2	5	23	1.5
TOT	79	1568	140-339	.413	70-183	.383	80-104	.769	338	4.3	104	185-0	50	56	60	430	5.4

FORMER SPURS STATISTICS

HOWARD, STEPHEN #34														6-10	F	DePaul '92	7/15/70
How Obtained: Signed as free agent, 12/18/96																	
How Departed: Waived, 1/6/97																	
NBA (1 Year)																	
														3-POINT			
YEAR	GP	MIN	FGM-FGA	PCT	FGM-FGA	PCT	FTM-FTA	PCT	REBS	AVG	AST	PF-DQ	STL	TO	BLK	PTS	AVG
96-97	7	69	7-12	.583	0-0	.000	12-14	.857	9	1.3	1	7-0	8	5	2	26	3.7
HUGHES, ALFREDRICK #6														6-5	G/F	Loyola/Chicago '85	7/19/62
How Obtained: First round pick, 1985 Draft, 14th overall																	
How Departed: Waived, 10/8/86																	
NBA (1 Year)																	
														3-POINT			
YEAR	GP	MIN	FGM-FGA	PCT	FGM-FGA	PCT	FTM-FTA	PCT	REBS	AVG	AST	PF-DQ	STL	TO	BLK	PTS	AVG
85-86	68	866	152-372	.409	3-17	.176	49-84	.583	113	1.7	61	79-0	26	63	5	356	5.2
NBA PLAYOFFS (1 Year)																	
1986	3	18	4-9	.444	0-0	.000	0-0	.000	0	0.0	1	3-0	1	1	0	8	2.7
IAVARONI, MARC #32														6-10	F	Virginia '78	9/15/56
How Obtained: From Philadelphia for a third round pick in '86, 12/15/84																	
How Departed: Traded to Utah, with J. Cook, for J. Wilkins, 2/16/86																	
NBA (2 Years)																	
														3-POINT			
YEAR	GP	MIN	FGM-FGA	PCT	FGM-FGA	PCT	FTM-FTA	PCT	REBS	AVG	AST	PF-DQ	STL	TO	BLK	PTS	AVG
84-85	57	1178	150-323	.464	0-4	.000	81-122	.664	275	4.8	113	193-5	31	103	32	381	6.7
85-86	42	669	74-163	.454	0-2	.000	43-67	.642	132	3.1	53	109-0	22	51	14	191	4.5
TOT	99	1847	224-486	.461	0-6	.000	124-189	.656	407	4.1	166	302-5	53	154	46	572	5.8
NBA PLAYOFFS (1 Year)																	
1985	5	116	15-28	.536	0-1	.000	15-20	.750	26	5.2	13	23-1	5	15	2	45	9.0
JACKSON, CEDRIC #11														6-3	G	Cleveland State '09	3/5/86
How Obtained: Signed 10-day contract, 3/10/10																	
NBA (1 Year)																	
														3-POINT			
YEAR	GP	MIN	FGM-FGA	PCT	FGM-FGA	PCT	FTM-FTA	PCT	REBS	AVG	AST	PF-DQ	STL	TO	BLK	PTS	AVG
09-10	3	25	2-7	.286	0-2	.000	3-4	.750	4	1.3	6	2-0	3	2	2	7	2.3
JACKSON, STEPHEN #3														6-8	G/F	Oak Hill Acadmey (Virginia)	4/5/78
How Obtained: (1) Singed as free agent, 8/2/01; (2) Acquired from Golden State for Richard Jefferson, T.J. Ford and a protected first round pick, 3/23/12																	
How Departed: (1) Unsigned free agent, 7/03; (2) Waived, 4/12/13																	
NBA (4 Years)																	
														3-POINT			
YEAR	GP	MIN	FGM-FGA	PCT	FGM-FGA	PCT	FTM-FTA	PCT	REBS	AVG	AST	PF-DQ	STL	TO	BLK	PTS	AVG
01-02	23	227	34-91	.374	9-36	.250	12-17	.706	26	1.1	11	29-0	15	23	3	89	3.9
02-03	80	2254	356-818	.435	95-297	.320	139-183	.760	286	3.6	183	202-0	125	176	30	946	11.8
11-12	21	1212	62-153	.405	19-62	.306	44-54	.815	81	3.9	41	38-0	28	37	7	187	8.9
12-13	55	1075	123-330	.373	46-170	.271	49-70	.700	155	2.8	81	89-0	37	77	14	341	6.2
TOT	196	4056	575-1392	.413	169-565	.299	244-324	.753	548	3.1	315	358-0	205	313	54	1563	8.7
NBA PLAYOFFS (2 Years)																	
2003	24	811	108-261	.414	38-113	.336	53-66	.803	98	4.1	65	53-0	33	68	9	307	12.8
2012	14	299	38-71	.535	26-43	.605	14-15	.933	28	2.0	24	38-0	9	18	3	116	8.3
TOT	38	1110	146-332	.440	65-156	.410	67-81	.827	126	3.3	89	91-0	42	86	12	423	11.1
JACKSON, JAREN #2														6-7	G	Georgetown '89	10/27/67
How Obtained: Signed as free agent, 9/27/97																	
How Departed: Waived, 8/29/01																	
NBA (4 Years)																	
														3-POINT			
YEAR	GP	MIN	FGM-FGA	PCT	FGM-FGA	PCT	FTM-FTA	PCT	REBS	AVG	AST	PF-DQ	STL	TO	BLK	PTS	AVG
97-98	82	2226	258-654	.394	112-297	.377	94-118	.797	210	2.6	156	222-3	60	104	8	722	8.8
98-99	47	861	108-284	.380	53-147	.361	32-39	.821	99	2.1	49	63-0	41	37	9	301	6.4
99-00	81	1691	186-488	.381	108-306	.353	33-51	.647	181	2.2	118	157-1	54	66	7	513	6.3
00-01	16	114	16-40	.400	7-18	.389	0-2	.000	12	0.8	7	13-0	5	3	0	39	2.4
TOT	226	4892	568-1466	.387	280-768	.365	159-210	.757	502	2.2	330	455-4	160	210	24	1575	7.0
NBA PLAYOFFS (3 Years)																	
1998	9	319	30-88	.341	18-59	.305	14-19	.737	39	4.3	14	31-1	5	12	1	92	10.2
1999	17	345	50-131	.382	31-86	.360	9-13	.692	41	2.4	18	33-0	13	20	0	140	8.2
2000	2	19	0-3	.000	0-1	.000	2-4	.500	1	0.5	2	1-0	1	0	0	2	1.0
TOT	28	683	80-222	.360	49-146	.336	25-36	.694	81	2.9	34	65-1	19	32	1	234	8.4
JAMES, DAMION #12														6-7	F	Texas '10	10/7/87
How Obtained: Signed 10-day contract, 4/3/14; Signed as free agent, 4/10/14																	
How Departed: Free agent																	
NBA (1 Year)																	
														3-POINT			
YEAR	GP	MIN	FGM-FGA	PCT	FGM-FGA	PCT	FTM-FTA	PCT	REBS	AVG	AST	PF-DQ	STL	TO	BLK	PTS	AVG
13-14	5	50	2-9	.222	0-2	.000	2-2	1.000	12	2.4	3	3-0	0	1	1	3	0.6
JEFFERS, OTHYUS #12														6-5	G/F	Robert Morris '08	8/5/85
How Obtained: Signed 10-day contract, 3/4/11; Signed as free agent, 4/10/14																	
How Departed: Free agent																	
NBA (2 Years)																	
														3-POINT			
YEAR	GP	MIN	FGM-FGA	PCT	FGM-FGA	PCT	FTMFTA	PCT	REBS	AVG	AST	PF-DQ	STL	TO	BLK	PTS	AVG
10-11	1	8	1-3	.333	0-0	.000	0-0	.000	2	2.0	1	1-0	0	1	0	2	2.0

FORMER SPURS STATISTICS

JEFFERSON, RICHARDSON #24

6-7 F

Arizona '01

6/21/80

How Obtained: From Milwaukee, for Bruce Bowen and Kurt Thomas, on 06/24/09

How Departed: Traded to Golden State, with T.J. Ford and a first round pick, for Stephen Jackson on 03/15/12

NBA (3 Years)

YEAR	GP	MIN	FGM-FGA	PCT	FGM-FGA	PCT	FTM-FTA	PCT	REBS	AVG	AST	PF-DQ	STL	TO	BLK	PTS	AVG
09-10	81	2520	362-775	.467	59-187	.316	211-287	.735	356	4.4	158	178-2	45	105	40	994	12.3
10-11	81	2459	304-642	.474	135-190	.440	148-195	.759	310	3.8	107	164-3	38	93	34	891	11.0
11-12	41	1168	132-319	.414	33-79	.421	35-50	.700	143	3.5	55	83-0	25	32	12	379	9.2
TOT	203	6147	798-1736	.452	227-456	.392	394-532	.731	809	3.9	320	425-5	108	230	86	2,264	10.8

NBA PLAYOFFS (2 Years)

YEAR	GP	MIN	FGM-FGA	PCT	FGM-FGA	PCT	FTM-FTA	PCT	REBS	AVG	AST	PF-DQ	STL	TO	BLK	PTS	AVG
09-10	6	334	34-70	.486	1-5	.200	25-33	.758	53	5.3	18	20-0	6	15	6	94	9.4
10-11	6	176	12-31	.387	6-17	.353	9-11	.818	25	4.2	5	13-0	3	6	3	39	6.5
TOT	16	510	46-101	.437	7-22	.318	34-44	.773	78	4.9	23	33-0	9	21	9	133	8.3

JOHNSON, AVERY #15, #6

5-11 G

Southern '88

3/25/65

How Obtained: (1) Signed as free agent, 1/17/91 (2) Signed as free agent, 11/19/92 (3) Signed as free agent, 7/21/94

How Departed: (1) Waived, 12/17/91 (2) Unsigned free agent, 8/1/93 (3) Unsigned free agent, 7/18/01

NBA (10 Years)

YEAR	GP	MIN	FGM-FGA	PCT	FGM-FGA	PCT	FTM-FTA	PCT	REBS	AVG	AST	PF-DQ	STL	TO	BLK	PTS	AVG
90-91	47	742	101-209	.483	1-5	.200	38-55	.691	56	1.2	153	40-0	33	47	2	241	5.1
91-92	20	463	55-108	.509	1-5	.200	24-32	.750	35	1.8	100	43-1	21	45	3	135	6.8
92-93	75	2030	256-510	.502	0-8	.000	144-182	.791	146	1.9	561	141-0	85	145	16	656	8.7
94-95	82	3011	448-863	.519	3-22	.136	202-295	.685	208	2.5	670	154-0	114	207	13	1101	13.4
95-96	82	3084	438-887	.494	6-31	.194	189-262	.721	206	2.5	789	179-1	119	195	21	1071	13.1
96-97	76	2472	327-685	.477	6-26	.231	140-203	.690	147	1.9	513	158-1	96	146	15	800	10.5
97-98	75	2674	321-671	.478	2-13	.154	122-168	.726	150	2.0	591	140-0	84	165	18	766	10.2
98-99	50	1672	218-461	.473	1-12	.083	50-88	.568	118	2.4	369	101-0	51	112	11	487	9.7
99-00	82	2571	402-850	.473	1-9	.111	114-155	.735	158	1.9	491	150-0	76	140	18	919	11.2
00-01	55	1290	134-300	.447	1-6	.167	41-60	.683	85	1.5	237	90-0	33	60	4	310	5.6
TOT	644	20009	2700-5544	.487	22-137	.161	1064-1500	.709	1309	2.0	4474	1196-3	712	1262	121	6486	10.1

NBA PLAYOFFS (8 Years)

YEAR	GP	MIN	FGM-FGA	PCT	FGM-FGA	PCT	FTM-FTA	PCT	REBS	AVG	AST	PF-DQ	STL	TO	BLK	PTS	AVG
1991	3	19	0-5	.000	0-1	.000	2-2	1.000	0	0.0	4	3-0	1	0	0	2	0.7
1993	10	314	36-70	.514	0-1	.000	10-14	.714	31	3.1	81	27-0	10	23	1	82	8.2
1995	15	575	91-176	.517	0-1	.000	36-58	.621	32	2.1	125	29-0	20	30	6	218	14.5
1996	10	407	52-121	.430	0-2	.000	19-27	.704	36	3.6	94	21-0	20	24	1	123	12.3
1998	9	342	61-101	.604	0-2	.000	34-51	.667	13	1.4	55	27-0	9	21	0	156	17.3
1999	17	653	91-187	.487	1-3	.333	32-47	.681	42	2.5	126	30-0	20	50	1	215	12.6
2000	4	144	19-42	.452	0-0	.000	10-14	.714	9	2.3	21	10-0	4	10	0	48	12.0
2001	13	281	34-88	.386	0-1	.000	8-15	.533	16	1.2	41	24-1	10	10	1	76	5.8
TOT	81	2735	384-790	.486	1-11	.091	151-228	.662	179	2.2	547	171-1	94	168	10	920	11.4

JOHNSON, DERMARR #1

6-9 G/F

Cincinnati '03

5/5/80

How Obtained: (1) Signed as free agent, 12/29/07. (2) Signed as a free agent, 4/11/08

How Departed: (1) Waived, 1/7/08. (2) Unsigned free agent, 7/08

NBA (1 Year)

YEAR	GP	MIN	FGM-FGA	PCT	FGM-FGA	PCT	FTM-FTA	PCT	REBS	AVG	AST	PF-DQ	STL	TO	BLK	PTS	AVG
07-08	5	28	7-14	.500	3-9	.333	0-2	.000	1	0.2	1	4-0	1	0	0	17	3.4

JOHNSON, GEORGE #52

6-11 C

Dillard '70

12/18/48

How Obtained: Signed as free agent, 8/15/80

How Departed: Traded to Atlanta for J. Johnstone and second round picks in '83 and '85, 9/28/82

NBA (2 Years)

YEAR	GP	MIN	FGM-FGA	PCT	FGM-FGA	PCT	FTM-FTA	PCT	REBS	AVG	AST	PF-DQ	STL	TO	BLK	PTS	AVG
80-81	82	1935	164-347	.473	0-0	.000	80-109	.734	602	7.3	92	273-3	47	110	278	408	5.0
81-82	75	1578	91-195	.467	0-0	.000	43-64	.672	454	6.1	79	259-6	20	92	234	225	5.0
TOT	157	3513	255-542	.470	0-0	.000	123-173	.711	1056	6.7	171	530-9	67	202	512	633	4.0

NBA PLAYOFFS (2 Years)

YEAR	GP	MIN	FGM-FGA	PCT	FGM-FGA	PCT	FTM-FTA	PCT	REBS	AVG	AST	PF-DQ	STL	TO	BLK	PTS	AVG
1981	7	171	12-26	.462	0-0	.000	7-10	.700	63	9.0	6	20-0	7	3	16	31	4.4
1982	9	175	4-8	.500	0-0	.000	3-5	.600	46	5.1	12	34-0	6	4	15	11	1.2
TOT	16	346	16-34	.471	0-0	.000	10-15	.667	109	6.8	18	54-0	13	7	31	42	2.6

JOHNSON, LINTON #43

6-8 F

Tulane '02

6/13/80

How Obtained: Signed as free agent, 8/25/04

How Departed: Unsigned free agent, 8/05

NBA (1 Year)

YEAR	GP	MIN	FGM-FGA	PCT	FGM-FGA	PCT	FTM-FTA	PCT	REBS	AVG	AST	PF-DQ	STL	TO	BLK	PTS	AVG
04-05	2	15	0-2	.000	0-1	.000	0-0	.000	3	1.5	0	1-0	1	1	0	0	0.0

JOHNSON, REGGIE #32

6-9 F

Tennessee '80

6/25/57

How Obtained: First round pick, 1980 Draft, 15th overall

How Departed: Traded to Cleveland, with Brewer, for Mitchell and Phegley, 12/24/81

NBA (2 Years)

YEAR	GP	MIN	FGM-FGA	PCT	FGM-FGA	PCT	FTM-FTA	PCT	REBS	AVG	AST	PF-DQ	STL	TO	BLK	PTS	AVG
80-81	79	1716	340-682	.499	0-1	.000	128-193	.663	358	4.5	78	283-8	45	130	48	808	10.2
81-82	21	504	94-194	.485	0-0	.000	32-40	.800	137	6.5	20	67-0	7	26	16	220	10.5
TOT	100	2220	434-876	.495	0-1	.000	160-233	.867	495	5.0	98	350-8	52	156	64	1028	10.3

NBA PLAYOFFS (1 Year)

YEAR	GP	MIN	FGM-FGA	PCT	FGM-FGA	PCT	FTM-FTA	PCT	REBS	AVG	AST	PF-DQ	STL	TO	BLK	PTS	AVG
1981	7	224	35-73	.479	0-0	.000	19-25	.760	34	4.9	16	27-2	4	10	5	89	12.7

JOHNSON, STEVE #33

6-10 C/F

Oregon State '81

11/3/57

How Obtained: From Chicago, with a second round pick in '85, for Banks, 6/18/85

How Departed: Traded to Portland for M. Thompson and the draft rights to Krystowski, 6/19/86

NBA (1 Year)

YEAR	GP	MIN	FGM-FGA	PCT	FGM-FGA	PCT	FTM-FTA	PCT	REBS	AVG	AST	PF-DQ	STL	TO	BLK	PTS	AVG
85-86	71	1828	362-573	.632	0-0	.000	259-373	.694	462	6.5	95	291-13	44	191	66	983	13.8

NBA PLAYOFFS (1 Year)

YEAR	GP	MIN	FGM-FGA	PCT	FGM-FGA	PCT	FTM-FTA	PCT	REBS	AVG	AST	PF-DQ	STL	TO	BLK	PTS	AVG
1986	3	53	5-15	.333	0-0	.000	5-11	.455	6	2.0	2	14-1	0	6	1	15	5.0

FORMER SPURS STATISTICS

JOHNSON, STEW #23															6-8		F	Murray State '67				8/19/44			
How Obtained: Signed as free agent, 12/15/75																									
How Departed: Waived, 1/11/76																									
ABA (1 Year)																									
YEAR	GP	MIN	FGM-FGA	PCT	3-POINT FGM-FGA	PCT	FTM-FTA	PCT	REBS	AVG	AST	PF-DQ	STL	TO	BLK	PTS	AVG								
75-76	10	123	21-77	.273	1-8	.125	2-4	.500	19	1.9	15	16-0	2	2	0	45	4.5								
JOHNSON, VINNIE #15															6-2		G	Baylor '79				9/9/56			
How Obtained: Signed as free agent, 12/12/91																									
How Departed: Waived, 6/25/92																									
NBA (1 Year)																									
YEAR	GP	MIN	FGM-FGA	PCT	3-POINT FGM-FGA	PCT	FTM-FTA	PCT	REBS	AVG	AST	PF-DQ	STL	TO	BLK	PTS	AVG								
91-92	60	1350	202-499	.405	19-60	.317	55-85	.647	182	3.0	145	93-0	41	74	14	478	8.0								
NBA PLAYOFFS (1 Year)																									
1992	3	69	11-24	.458	2-4	.500	1-2	.500	8	2.7	7	7-0	5	5	1	25	8.3								
JOHNSTONE, JIM #25															6-11		C	Wake Forest '82				9/20/60			
How Obtained: From Atlanta, with second round picks in '83 and '85, for G. Johnson, 9/28/82																									
How Departed: Waived, 12/14/82																									
NBA (1 Year)																									
YEAR	GP	MIN	FGM-FGA	PCT	3-POINT FGM-FGA	PCT	FTM-FTA	PCT	REBS	AVG	AST	PF-DQ	STL	TO	BLK	PTS	AVG								
82-83	7	54	2-10	.200	0-0	.000	3-5	.600	16	2.3	1	9-0	1	4	1	7	1.0								
JONES, ANTHONY #11															6-6		G	UNLV '86				9/13/62			
How Obtained: Signed 10-day contract, 12/29/86; Signed 10-day contract, 1/7/87; Signed for season, 1/17/87																									
How Departed: Waived, 11/4/87																									
NBA (1 Year)																									
YEAR	GP	MIN	FGM-FGA	PCT	3-POINT FGM-FGA	PCT	FTM-FTA	PCT	REBS	AVG	AST	PF-DQ	STL	TO	BLK	PTS	AVG								
86-87	49	744	119-289	.412	7-19	.368	41-52	.788	95	1.9	66	68-0	32	38	18	286	5.8								
JONES, BOBBY #42															6-7		F	Washington '06				1/9/84			
How Obtained: Signed 10-day contract, 4/1/08																									
How Departed: Unsigned free agent, 4/11/08																									
NBA (1 Year)																									
YEAR	GP	MIN	FGM-FGA	PCT	3-POINT FGM-FGA	PCT	FTM-FTA	PCT	REBS	AVG	AST	PF-DQ	STL	TO	BLK	PTS	AVG								
07-08	3	20	1-4	.250	0-2	.000	0-0	.000	2	0.7	1	1-0	2	1	0	2	0.7								
JONES, CALDWELL #27															6-11		C/F	Albany State '73				8/4/50			
How Obtained: Signed as free agent, 7/20/89																									
How Departed: Retired, 6/1/90																									
NBA (1 Year)																									
YEAR	GP	MIN	FGM-FGA	PCT	3-POINT FGM-FGA	PCT	FTM-FTA	PCT	REBS	AVG	AST	PF-DQ	STL	TO	BLK	PTS	AVG								
89-90	72	885	67-144	.465	1-5	.200	38-54	.704	230	3.2	20	146-2	20	48	27	173	2.4								
NBA PLAYOFFS (1 Year)																									
1990	9	66	4-9	.444	0-0	.000	0-1	.000	13	1.4	2	10-0	0	3	3	8	0.9								
JONES, EDGAR #42															6-10		F	Nevada-Reno '79				6/17/56			
How Obtained: From Detroit for a second round pick in '84 and a third round pick in '85, 2/10/83																									
How Departed: Traded to Cleveland, with cash, for J. Cook, 12/14/84																									
NBA (3 Years)																									
YEAR	GP	MIN	FGM-FGA	PCT	3-POINT FGM-FGA	PCT	FTM-FTA	PCT	REBS	AVG	AST	PF-DQ	STL	TO	BLK	PTS	AVG								
82-83	28	622	92-185	.497	0-3	.000	84-114	.737	177	6.3	20	107-5	14	43	31	268	9.6								
83-84	81	1770	322-644	.500	6-19	.316	176-242	.727	449	5.5	85	298-7	64	125	107	826	10.2								
84-85	18	322	44-91	.484	0-1	.000	41-51	.804	62	3.4	18	52-1	9	28	18	129	7.2								
TOT	127	2714	458-920	.498	6-23	.261	301-407	.740	688	5.4	123	457-13	87	196	156	1223	9.6								
NBA PLAYOFFS (1 Year)																									
1983	11	193	28-62	.452	0-2	.000	19-33	.576	53	4.8	17	44-1	6	18	14	75	6.8								
JONES, OZELL #8															6-11		C	Cal State-Fullerton '84				11/20/60			
How Obtained: Fourth round pick, 1984 Draft, 90th overall																									
How Departed: Waived, 10/25/85																									
NBA (1 Year)																									
YEAR	GP	MIN	FGM-FGA	PCT	3-POINT FGM-FGA	PCT	FTM-FTA	PCT	REBS	AVG	AST	PF-DQ	STL	TO	BLK	PTS	AVG								
84-85	67	888	106-180	.589	0-1	.000	33-83	.398	238	3.6	56	139-1	30	61	57	245	3.7								
NBA PLAYOFFS (1 Year)																									
1985	5	73	8-11	.727	0-0	.000	1-6	.167	17	3.4	4	18-1	1	7	4	17	3.4								
JONES, RICH #33															6-8		F	Memphis State '69				12/27/46			
How Obtained: Signed as free agent with Dallas, 1969																									
How Departed: Traded to New York Nets, with Warren, Terry and Hughes, for Paultz, 9/8/75																									
ABA (2 Years)																									
YEAR	GP	MIN	FGM-FGA	PCT	3-POINT FGM-FGA	PCT	FTM-FTA	PCT	REBS	AVG	AST	PF-DQ	STL	TO	BLK	PTS	AVG								
73-74	78	2843	510-1175	.434	13-46	.283	186-241	.772	581	7.4	268	273-0	70	145	13	1219	15.6								
74-75	83	3097	649-1480	.439	13-50	.260	287-374	.767	645	7.8	270	297-0	88	210	32	1598	19.3								
TOT	161	5940	1159-2655	.437	26-96	.271	473-615	.769	1226	7.6	538	570-0	158	355	45	2817	17.5								
ABA PLAYOFFS (2 Years)																									
1974	7	239	48-93	.516	1-3	.333	24-29	.828	46	6.6	19	28-0	4	—	—	121	17.3								
1975	6	178	30-93	.323	1-7	.143	2-7	.286	45	7.5	15	25-0	7	11	4	63	10.5								
TOT	13	417	78-186	.419	2-10	.200	26-36	.722	91	7.0	34	53-0	11	11	4	184	14.2								
ABA ALL-STAR GAMES (1 Year)																									
1974	1	19	2-11	.182	0-1	.000	0-0	.000	8	8.0	2	4-0	—	—	—	4	4.0								

FORMER SPURS STATISTICS

JONES, SHELTON #31

6-9 F

St. John's '88

4/6/66

How Obtained: Second round pick, 1988 Draft, 27th overall

How Departed: Traded to Golden State for Whitehead, 11/22/88

NBA (1 Year)

YEAR	GP	MIN	FGM-FGA	PCT	3-POINT FGM-FGA	PCT	FTM-FTA	PCT	REBS	AVG	AST	PF-DQ	STL	TO	BLK	PTS	AVG
88-89	7	92	9-25	.360	0-0	.000	8-13	.615	16	2.3	7	8-0	2	7	2	26	3.7

JOSEPH, CORY #5

6-3 G

Texas '11

8/20/91

How Obtained: First round pick, 2011 NBA Draft, 29th overall

How Departed: Unsigned free agent, 7/1/15

NBA (4 Years)

NBA (4 Years)																			
YEAR	GP	MIN	FGM-FGA	PCT	3-POINT FGM-FGA			PCT	FTM-FTA	PCT	REBS	AVG	AST	PF-DQ	STL	TO	BLK	PTS	AVG
11-12	29	266	22-70	.314	3-15			.200	11-17	.647	25	0.9	34	16-0	7	12	3	58	2.0
12-13	28	388	51-110	.464	6-21			.286	18-21	.857	52	1.9	53	25-1	15	21	4	126	4.5
13-14	68	936	126-265	.475	12-38			.316	79-96	.823	107	1.6	114	84-0	35	43	14343	5.0	
14-15	79	1444	207-411	.504	16-44			.364	105-143	.734	192	2.4	188	105-0	46	67	17	535	6.8
TOT	204	3034	406-856	.474	37-118			.314	213-277	.769	376	1.8	389	105-0	103	143	38	1062	5.2
NBA PLAYOFFS (3 Years)																			
2013	20	192	26-56	.464	2-11			.182	5-11	.455	31	1.6	24	15-0	6	10	2	59	3.0
2014	17	87	17-35	.486	0-3			.000	14-18	.778	9	0.5	9	7-0	3	4	0	48	2.8
2015	4	22	5-6	.833	0-0			.000	1-2	.500	1	0.3	0	2-0	0	1	1	11	2.8
TOT	41	301	48-97	.495	2-14			.143	20-31	.645	41	1.0	33	24-0	9	15	3	118	2.9

NBA PLAYOFFS (3 Years)

2013	20	192	26-56	.464	2-11	.182	5-11	.455	31	1.6	24	15-0	6	10	2	59	3.0
2014	17	87	17-35	.486	0-3	.000	14-18	.778	9	0.5	9	7-0	3	4	0	48	2.8
2015	4	22	5-6	.833	0-0	.000	1-2	.500	1	0.3	0	2-0	0	1	1	11	2.8
TOT	41	301	48-97	.495	2-14	.143	20-31	.645	41	1.0	33	24-0	9	15	3	118	2.9

KARL, GEORGE #22

6-2 G

North Carolina '73

5/12/51

How Obtained: Signed as free agent, 1973

How Departed: Retired, 4/14/78

ABA (3 Years)

YEAR	GP	MIN	FGM-FGA	PCT	3-POINT FGM-FGA	PCT	FTM-FTA	PCT	REBS	AVG	AST	PF-DQ	STL	TO	BLK	PTS	AVG
73-74	74	1339	236-502	.470	8-22	.364	94-113	.832	126	1.7	160	161-0	65	92	10	574	7.8
74-75	82	1629	261-534	.489	4-23	.174	137-177	.774	155	1.9	334	207-0	96	158	7	663	8.1
75-76	75	1200	150-334	.449	0-9	.000	81-106	.764	66	0.9	250	149-0	60	108	3	381	5.1
TOT	231	4168	647-1370	.472	12-54	.222	312-396	.788	347	1.5	744	517-0	221	358	20	1618	7.0

NBA (2 Years)

76-77	29	251	25-73	.342	—	—	29-42	.690	17	0.6	46	36-0	10	—	0	79	2.7
77-78	4	30	2-6	.333	—	—	2-2	1.000	5	1.3	5	6-0	1	4	0	6	1.5
TOT	33	281	27-79	.342	—	—	31-44	.705	22	0.7	51	42-0	11	4	0	85	2.6

ABA PLAYOFFS (3 Years)

1974	7	141	13-28	.464	0-1	.000	2-5	.400	15	2.1	23	19-0	10	12	0	28	4.0
1975	4	40	1-8	.125	0-1	.000	3-4	.750	3	0.8	5	5-0	1	2	0	5	1.2
1976	6	64	10-22	.455	0-1	.000	6-9	.667	4	0.7	17	12-0	5	5	0	26	4.3
TOT	17	245	24-58	.414	0-3	.000	11-18	.611	22	1.3	45	36-0	16	19	0	59	3.5

NBA PLAYOFFS (1 Year)

1977	1	1	0-0	.000	—	—	0-0	.000	0	0.0	0	0-0	0	0	0	0	0.0
------	---	---	-----	------	---	---	-----	------	---	-----	---	-----	---	---	---	---	-----

KEMPTON, TIM #8

6-10 C

Notre Dame '86

1/25/64

How Obtained: Signed as free agent, 10/30/96

How Departed: Waived, 12/10/96

NBA (1 Year)

YEAR	GP	MIN	FGM-FGA	PCT	3-POINT FGM-FGA	PCT	FTM-FTA	PCT	REBS	AVG	AST	PF-DQ	STL	TO	BLK	PTS	AVG
96-97	10	59	1-5	.200	0-0	.000	2-2	1.000	8	0.8	2	4-0	1	7	1	4	0.4

KENNEDY, EUGENE #50

6-6 F

TCU '71

8/23/49

How Obtained: Thirteenth round pick, 1971 ABA Draft, by Dallas

How Departed: Waived, 1974

ABA (1 Year)

YEAR	GP	MIN	FGM-FGA	PCT	3-POINT FGM-FGA	PCT	FTM-FTA	PCT	REBS	AVG	AST	PF-DQ	STL	TO	BLK	PTS	AVG
73-74	76	1440	194-352	.551	0-0	.000	60-87	.690	387	5.1	83	240-0	59	79	15	448	5.9

ABA PLAYOFFS (1 Year)

1974	6	71	12-27	.444	0-1	.000	3-4	.750	18	3.0	3	17-0	0	3	1	27	4.5
------	---	----	-------	------	-----	------	-----	------	----	-----	---	------	---	---	---	----	-----

KENON, LARRY #35

6-9 F

Memphis State '73

12/13/52

How Obtained: From New York Nets for Nater, 6/3/75

How Departed: Signed as free agent with Chicago, 9/12/80 (received two '81 second round picks and cash as compensation)

ABA (1 Year)

YEAR	GP	MIN	FGM-FGA	PCT	3-POINT FGM-FGA	PCT	FTM-FTA	PCT	REBS	AVG	AST	PF-DQ	STL	TO	BLK	PTS	AVG
75-76	81	2920	647-1344	.481	0-1	.000	221-283	.781	897	11.1	151	165-0	91	243	43	1515	18.7

NBA (4 Years)

76-77	78	2936	706-1435	.492	—	—	293-356	.823	879	11.3	229	190-0	167	—	60	1705	21.9
77-78	81	2869	698-1426	.489	—	—	276-323	.854	773	9.5	268	209-2	115	279	24	1672	20.6
78-79	81	2947	748-1484	.504	—	—	295-349	.845	790	9.8	335	192-1	154	300	19	1791	22.1
79-80	78	2798	647-1333	.485	1-9	.111	270-345	.783	775	9.9	231	192-11	111	232	18	1565	20.1
TOT	318	11550	2799-5678	.493	1-9	.111	1134-1373	.826	3217	10.1	1063	783-3	547	811	121	6733	21.2

ABA PLAYOFFS (1 Year)

1976	7	277	61-131	.466	1-3	.333	27-30	.900	80	11.4	16	16-0	10	33	4	150	21.4
------	---	-----	--------	------	-----	------	-------	------	----	------	----	------	----	----	---	-----	------

NBA PLAYOFFS (4 Years)

1977	2	79	16-33	.485	—	—	2-2	1.000	15	7.5	6	9-0	4	—	1	34	17.0
1978	6	200	46-103	.447	—	—	14-19	.737	55	9.2	22	23-0	5	19	2	106	17.7
1979	14	557	128-292	.438	—	—	39-53	.736	160	11.4	42	42-0	20	33	1	295	21.1
1980	3	81	10-34	.294	0-0	.000	6-11	.545	13	4.3	4	6-0	5	0	0	26	8.7
TOT	25	917	200-462	.433	0-0	.000	61-85	.718	243	9.7	74	80-0	29	52	4	461	18.4

ABA ALL-STAR GAMES (1 Year)

1976	1	20	5-7	.714	0-0	.000	0-0	.000	6	6.0	2	5	0	2	0	10	10.0
------	---	----	-----	------	-----	------	-----	------	---	-----	---	---	---	---	---	----	------

NBA ALL-STAR GAMES (2 Years)

1978	1	20	8-15	.530	—	—	0-0	.000	4	4.0	0	0-0	0	2	0	16	16.0
1979	1	7	1-3	.333	—	—	1-2	.500	2	2.0	1	0-0	0	0	0	3	3.0
TOT	2	27	9-18	.500	—	—	1-2	.500	6	3.0	1	0-0	0	2	0	19	9.5

FORMER SPURS STATISTICS

LAMP, JEFF #3

6-5 G

Virginia '81

3/9/59

How Obtained: Signed 10-day contract, 2/10/86; Signed for season, 2/11/86

How Departed: Unsigned free agent, 7/86

NBA (1 Year)

YEAR	GP	MIN	FGM-FGA	PCT	3-POINT FGM-FGA	PCT	FTM-FTA	PCT	REBS	AVG	AST	PF-DQ	STL	TO	BLK	PTS	AVG
85-86	30	620	136-271	.502	4-17	.235	56-69	.812	79	2.6	53	67-0	19	38	1	332	11.1
NBA PLAYOFFS (1 Year)																	
1986	3	45	7-18	.389	1-3	.333	0-0	.000	1	0.3	7	6-0	1	4	0	15	5.0

LANGFORD, KEITH #25

6-4 G

Kansas '07

8/15/83

How Obtained: Signed as free agent, 12/28/07

How Departed: Waived, 1/7/08

NBA (1 Year)

YEAR	GP	MIN	FGM-FGA	PCT	3-POINT FGM-FGA	PCT	FTM-FTA	PCT	REBS	AVG	AST	PF-DQ	STL	TO	BLK	PTS	AVG
07-08	2	10	1-4	.250	0-0	.000	0-0	.000	2	1.0	0	0-0	0	0	0	2	1.0

LAPROVITTOLA, NICO #27

6-4 G

Argentina

1/31/90

How Obtained: Signed as free agent, 9/26/16

How Departed: Waived, 12/27/16

NBA (1 Year)

YEAR	GP	MIN	FGM-FGA	PCT	3-POINT FGM-FGA	PCT	FTM-FTA	PCT	REBS	AVG	AST	PF-DQ	STL	TO	BLK	PTS	AVG
16-17	18	174	20-47	.426	10-27	.370	9-9	1.000	10	0.6	28	19-0	4	19	1	59	3.3

LAUVERGNE, JOFFREY #77

6-11 F/C

France

9/30/91

How Obtained: Signed as free agent, 7/18/17

How Departed: Unsigned free agent, 7/18

NBA (1 Year)

YEAR	GP	MIN	FGM-FGA	PCT	3-POINT FGM-FGA	PCT	FTM-FTA	PCT	REBS	AVG	AST	PF-DQ	STL	TO	BLK	PTS	AVG
17-18	55	534	98-190	.516	0-5	.000	30-47	.638	171	3.1	41	45-1	9	33	3	226	4.1
NBA PLAYOFFS (1 Year)																	
2018	1	6	1-1	1.000	0-0	.000	0-0	.000	1	1.0	0	0-0	0	0	0	2	2.0

LAYTON, DENNIS "MO" #1

6-1 G

USC '71

12/24/48

How Obtained: Signed as free agent, 11/23/77

How Departed: Waived, 10/2/78

NBA (1 Year)

YEAR	GP	MIN	FGM-FGA	PCT	3-POINT FGM-FGA	PCT	FTM-FTA	PCT	REBS	AVG	AST	PF-DQ	STL	TO	BLK	PTS	AVG
77-78	41	498	85-168	.506	-	-	12-13	.923	32	0.8	108	51-0	21	59	4	182	4.4

LEBO, JEFF #12

6-2 G

North Carolina '88

10/5/66

How Obtained: Signed as free agent, 9/29/89

How Departed: Waived, 11/22/89

NBA (1 Year)

YEAR	GP	MIN	FGM-FGA	PCT	3-POINT FGM-FGA	PCT	FTM-FTA	PCT	REBS	AVG	AST	PF-DQ	STL	TO	BLK	PTS	AVG
89-90	4	32	2-7	.286	0-0	.000	2-2	1.000	4	1.0	3	7-0	2	1	0	6	1.5

LEE, DAVID #10

6-9 F/C

Florida '05

4/29/83

How Obtained: Signed as free agent, 8/2/16

How Departed: Unsigned free agent, 7/17

NBA (1 Year)

YEAR	GP	MIN	FGM-FGA	PCT	3-POINT FGM-FGA	PCT	FTM-FTA	PCT	REBS	AVG	AST	PF-DQ	STL	TO	BLK	PTS	AVG
16-17	79	1477	248-420	.590	0-0	.000	80-113	.708	441	5.6	124	125-0	31	82	40	576	7.3
NBA PLAYOFFS (1 Year)																	
2017	15	245	25-48	.521	0-1	.000	11-17	.647	57	3.8	11	20-0	4	6	5	61	4.1

LEONARD, KAWHI #2

6-7 F

San Diego State '11

6/29/91

How Obtained: From Indiana along with D. Bertans and E. Lorbek in exchange for G. Hill, 6/23/11

How Departed: Traded to Toronto along with D. Green for D. Derozan, J. Poeltl and first round pick, 7/18/18

NBA (7 Years)

YEAR	GP	MIN	FGM-FGA	PCT	3-POINT FGM-FGA	PCT	FTM-FTA	PCT	REBS	AVG	AST	PF-DQ	STL	TO	BLK	PTS	AVG
11-12	64	1534	199-404	.493	41-109	.376	68-88	.773	327	5.1	70	88-0	85	44	24	507	7.9
12-13	58	1810	260-526	.494	65-174	.374	104-126	.825	346	6.0	93	99-0	97	62	32	689	11.9
13-14	66	1923	337-645	.522	69-182	.379	101-126	.802	412	6.2	133	127-0	114	80	50	844	12.8
14-15	64	2033	394-822	.479	67-192	.349	202-252	.802	461	7.2	161	128-0	148	97	48	1057	16.5
15-16	72	2380	551-1090	.506	129-291	.443	292-334	.874	493	6.8	186	133-0	128	105	71	1523	21.2
16-17	74	2475	636-1312	.485	147-387	.380	469-533	.880	430	5.8	260	122-0	133	154	55	1888	25.5
17-18	9	210	52-111	.468	11-35	.314	31-38	.816	42	6.7	21	9-0	18	16	9	146	16.2
TOT	407	12364	2429-4910	.495	529-1370	.386	1267-1497	.846	2511	6.2	924	706-0	723	558	289	6654	16.3
NBA PLAYOFFS (6 Years)																	
2012	14	379	45-90	.500	13-16	.813	18-40	.450	83	5.9	8	23-0	17	13	6	121	8.6
2013	21	775	115-211	.545	31-49	.633	23-59	.390	190	9.0	22	40-0	37	23	11	284	13.5
2014	23	736	122-239	.510	53-72	.736	31-74	.419	155	6.7	38	66-2	39	29	14	328	14.3
2015	7	250	52-109	.477	27-35	.771	11-26	.423	52	7.4	18	18-0	8	15	4	142	20.3
2016	10	339	83-166	.500	42-51	.824	17-39	.436	63	6.3	28	21-0	26	16	14	225	22.2
2017	12	429	106-202	.525	95-102	.931	25-55	.455	93	7.8	55	21-0	20	26	6	332	27.5
TOT	87	2908	523-1017	.514	261-325	.803	125-293	.427	636	7.3	169	189-2	147	122	55	1432	16.5
NBA ALL-STAR GAMES (2 Years)																	
2016	1	26	8-15	.533	1-6	.167	0-0	.000	6	6.0	3	0-0	2	2	0	17	17.0
2017	1	15	2-4	.500	0-2	.000	0-0	.000	2	2.0	2	0-0	1	0	0	4	4.0
TOT	2	40	10-19	.526	1-8	.125	0-0	.000	8	4.0	5	0-0	3	2	0	21	10.5

LETT, CLIFFORD #11

6-3 G

Florida '89

12/23/65

How Obtained: Signed 10-day contract, 2/5/91; Signed 10-day contract, 2/15/91

How Departed: Waived, 2/25/91

NBA (1 Year)

YEAR	GP	MIN	FGM-FGA	PCT	3-POINT FGM-FGA	PCT	FTM-FTA	PCT	REBS	AVG	AST	PF-DQ	STL	TO	BLK	PTS	AVG
90-91	7	99	14-29	.483	0-1	.000	9-9	1.000	7	1.0	7	9-0	2	8	1	34	4.9

FORMER SPURS STATISTICS

LINGENFELTER, STEVE #25					6-9	F	South Dakota St. '82								6/10/58			
How Obtained: Signed to a 10-day contract, 2/25/84																		
How Departed: Waived, 3/5/84																		
NBA (1 Year)																		
YEAR	GP	MIN	FGM-FGA	PCT	FGM-FGA	PCT	FTM-FTA	PCT	REBS	AVG	AST	PF-DQ	STL	TO	BLK	PTS	AVG	
83-84	3	14	1-1	1.000	0-0	.000	0-2	.000	4	1.3	1	6-0	0	1	0	2	0.7	
LOCKHART, DARRELL #32					6-9	F	Auburn '83								9/14/60			
How Obtained: Second round pick, 1983 Draft, 35th overall																		
How Departed: Waived, 11/4/83																		
NBA (1 Year)																		
YEAR	GP	MIN	FGM-FGA	PCT	3-POINT FGM-FGA	PCT	FTM-FTA	PCT	REBS	AVG	AST	PF-DQ	STL	TO	BLK	PTS	AVG	
83-84	2	14	2-2	1.000	0-0	.000	0-0	.000	3	1.5	0	5-0	0	2	0	4	2.0	
LOHAUS, BRAD #54					6-11	F	Iowa '87								9/29/64			
How Obtained: (1) Signed as free agent, 9/29/95 (2) Signed as free agent, 4/1/98																		
How Departed: (1) Traded to New York, with Reid and a first round pick, for C. Smith and M. Williams, 2/8/96 (2) Unsigned free agent, 7/1/98																		
NBA (2 Years)																		
YEAR	GP	MIN	FGM-FGA	PCT	3-POINT FGM-FGA	PCT	FTM-FTA	PCT	REBS	AVG	AST	PF-DQ	STL	TO	BLK	PTS	AVG	
95-96	32	273	39-96	.406	27-65	.415	2-3	.667	33	1.0	17	34-0	2	9	7	107	3.3	
97-98	9	102	7-21	.333	4-14	.286	1-3	.333	12	1.3	5	10-0	1	3	2	19	2.1	
TOT	41	375	46-117	.393	31-79	.392	3-6	.500	45	1.1	22	44-0	3	12	9	126	3.1	
NBA PLAYOFFS (1 Year)																		
1998	4	10	0-1	.000	0-0	.000	0-0	.000	2	0.5	1	0-0	1	0	0	0	0.0	
LOVE, STAN #34					6-9	F	Oregon '71								4/9/49			
How Obtained: Signed as free agent, 2/16/75																		
How Departed: Unsigned free agent, 7/1/75																		
ABA (1 Year)																		
YEAR	GP	MIN	FGM-FGA	PCT	3-POINT FGM-FGA	PCT	FTM-FTA	PCT	REBS	AVG	AST	PF-DQ	STL	TO	BLK	PTS	AVG	
74-75	12	64	13-30	.433	0-0	.000	3-4	.750	24	2.0	9	16-0	0	6	4	29	2.4	
LUCAS, JOHN #15					6-3	G	Maryland '76								10/31/53			
How Obtained: Signed as free agent, 12/4/83																		
How Departed: Traded to Houston, with an '85 third round pick, for J. Bailey, an '85 second round pick and cash, 10/4/84																		
NBA (1 Year)																		
YEAR	GP	MIN	FGM-FGA	PCT	3-POINT FGM-FGA	PCT	FTM-FTA	PCT	REBS	AVG	AST	PF-DQ	STL	TO	BLK	PTS	AVG	
83-84	63	1807	275-595	.462	19-69	.275	120-157	.764	180	2.9	673	123-1	92	147	5	689	10.9	
MACK, SAM #5					6-7	F	Houston '92								5/26/70			
How Obtained: Signed as free agent, 9/25/92																		
How Departed: Waived, 10/21/93																		
NBA (1 Year)																		
YEAR	GP	MIN	FGM-FGA	PCT	3-POINT FGM-FGA	PCT	FTM-FTA	PCT	REBS	AVG	AST	PF-DQ	STL	TO	BLK	PTS	AVG	
92-93	40	267	47-118	.398	3-22	.136	45-58	.776	48	1.2	15	44-0	14	22	5	142	3.6	
MAHINMI, IAN #28					6-11	C	France								11/5/80			
How Obtained: First round pick, 2005 Draft, 28th overall																		
How Departed: Unsigned free agent, 7/10																		
NBA (2 Years)																		
YEAR	GP	MIN	FGM-FGA	PCT	3-POINT FGM-FGA	PCT	FTM-FTA	PCT	REBS	AVG	AST	PF-DQ	STL	TO	BLK	PTS	AVG	
07-08	6	22	6-12	.500	0-0	.000	9-9	1.000	5	0.8	1	4-0	0	2	4	21	3.5	
09-10	26	165	35-55	.636	0-0	.000	31-47	.660	52	2.0	2	32-1	3	15	8	101	3.9	
TOT	32	187	41-67	.612	0-0	.000	40-56	.714	57	1.8	3	36-1	3	17	12	122	3.8	
MALONE, MOSES #2					6-10	C	Petersburg H.S. (V.A.)								5/23/55			
How Obtained: Signed as free agent, 8/25/94																		
How Departed: Unsigned free agent, 7/1/95																		
NBA (1 Year)																		
YEAR	GP	MIN	FGM-FGA	PCT	3-POINT FGM-FGA	PCT	FTM-FTA	PCT	REBS	AVG	AST	PF-DQ	STL	TO	BLK	PTS	AVG	
94-95	17	149	13-35	.371	1-2	.500	22-32	.688	46	2.7	6	15-0	2	11	3	49	2.9	
MARJANOVIC, BOBAN #40					7-3	C	Serbia								8/15/88			
How Obtained: Signed as free agent, 7/17/15																		
How Departed: Unsigned free agent, 7/16																		
NBA (1 Year)																		
YEAR	GP	MIN	FGM-FGA	PCT	3-POINT FGM-FGA	PCT	FTM-FTA	PCT	REBS	AVG	AST	PF-DQ	STL	TO	BLK	PTS	AVG	
15-16	54	508	105-174	.603	0-0	---	87-114	.763	194	3.6	21	54-0	12	29	23	297	5.5	
NBA PLAYOFFS (1 Year)																		
15-16	7	42	8-12	.667	0-0	---	8-9	.889	14	2.0	3	10-0	0	3	2	24	3.4	
MARKS, SEAN #40					7-0	C	California '98								8/23/75			
How Obtained: Signed as free agent, 9/29/03																		
How Departed: Unsigned free agent, 7/06																		
NBA (3 Years)																		
YEAR	GP	MIN	FGM-FGA	PCT	3-POINT FGM-FGA	PCT	FTM-FTA	PCT	REBS	AVG	AST	PF-DQ	STL	TO	BLK	PTS	AVG	
03-04	Did Not Appear In Any Games																	
04-05	23	244	27-80	.338	0-3	.000	22-28	.786	56	2.4	8	29-0	3	14	11	76	3.3	
05-06	25	181	37-71	.521	0-3	.000	7-12	.583	43	1.7	7	21-1	5	7	7	81	3.2	
TOT	48	425	64-151	.424	0-6	.000	29-40	.725	99	2.1	15	50-1	8	21	18	157	3.3	

FORMER SPURS STATISTICS

MARTIN, KEVIN #23

How Obtained: Signed as free agent, 3/9/16

How Departed: Unsigned free agent, 7/16

NBA (1 Year)

YEAR	GP	MIN	FGM-FGA	PCT	3-POINT FGM-FGA	PCT	FTM-FTA	PCT	REBS	AVG	AST	PF-DQ	STL	TO	BLK	PTS	AVG
15-16	16	261	30-85	.353	11-33	.333	28-30	.933	29	1.8	12	15-0	9	13	2	99	6.2
NBA PLAYOFFS (1 Year)																	
15-16	5	49	8-20	.400	4-8	.500	2-3	.667	4	0.8	3	5-0	1	6	0	22	4.4

MASON JR., ROGER #8

How Obtained: Signed as free agent, 7/11/08

How Departed: Unsigned free agent, 8/10

NBA (2 Years)

YEAR	GP	MIN	FGM-FGA	PCT	3-POINT FGM-FGA	PCT	FTM-FTA	PCT	REBS	AVG	AST	PF-DQ	STL	TO	BLK	PTS	AVG
08-09	82	2496	349-822	.425	166-394	.421	105-118	.890	251	3.1	173	160-0	40	100	12	969	11.8
09-10	79	1515	193-496	.389	88-264	.333	27-34	.794	162	2.1	137	99-0	30	59	14	501	6.3
TOT	161	4011	542-1318	.411	254-658	.386	132-152	.868	413	2.6	310	259-0	70	159	26	1470	9.1
NBA PLAYOFFS (2 Years)																	
08-09	5	108	12-32	.375	7-19	.368	2-3	.667	8	1.6	9	10-0	1	4	0	33	6.6
09-10	6	60	1-12	.083	1-7	.143	0-0	.000	4	0.7	2	12-0	1	2	0	3	0.5
TOT	11	168	13-44	.295	8-26	.308	2-3	.667	12	1.1	11	22-0	2	6	0	36	3.3

MASSENBURG, TONY #34

How Obtained: (1) Second round pick, 1990 Draft, 43rd overall. (2) Signed as free agent, 8/4/04

How Departed: (1) Waived, 12/2/91. (2) Unsigned free agent, 8/05

NBA (3 Years)

YEAR	GP	MIN	FGM-FGA	PCT	3-POINT FGM-FGA	PCT	FTM-FTA	PCT	REBS	AVG	AST	PF-DQ	STL	TO	BLK	PTS	AVG
90-91	35	161	27-60	.450	0-0	.000	28-45	.622	58	1.7	4	26-0	4	13	9	82	2.3
91-92	1	9	1-5	.200	0-0	.000	0-0	.000	0	0.0	0	2-0	0	0	0	2	2.0
04-05	61	699	74-182	.407	0-0	.000	48-63	.762	163	2.7	14	122-1	18	40	20	196	3.2
TOT	97	869	102-247	.413	0-0	.000	76-108	.704	221	2.3	18	150-1	22	53	29	280	2.9
NBA PLAYOFFS (2 Years)																	
1991	1	1	0-0	.000	0-0	.000	0-0	.000	0	0.0	0	0-0	0	0	0	0	0.0
2005	9	28	1-6	.167	0-0	.000	1-2	.500	11	1.2	0	2-0	0	0	0	3	0.3
TOT	10	29	1-6	.167	0-0	.000	1-2	.500	11	1.1	0	2-0	0	0	0	3	0.3

MATTHEWS, WES #1

How Obtained: Signed as free agent, 10/15/85

How Departed: Waived, 10/8/86

NBA (1 Year)

YEAR	GP	MIN	FGM-FGA	PCT	3-POINT FGM-FGA	PCT	FTM-FTA	PCT	REBS	AVG	AST	PF-DQ	STL	TO	BLK	PTS	AVG
85-86	75	1853	320-603	.531	4-25	.160	173-211	.820	131	1.7	476	168-1	87	232	32	817	10.9
NBA PLAYOFFS (1 Year)																	
1986	3	116	35-54	.648	0-1	.000	6-8	.750	7	2.3	24	7-0	6	11	0	76	25.3

MAXWELL, VERNON #11

How Obtained: (1) From Denver for a second round pick in '89, 6/28/88 (2) Signed as free agent, 8/29/96

How Departed: (1) Traded to Houston for cash, 2/21/90 (2) Unsigned free agent, 7/1/97

NBA (3 Years)

YEAR	GP	MIN	FGM-FGA	PCT	3-POINT FGM-FGA	PCT	FTM-FTA	PCT	REBS	AVG	AST	PF-DQ	STL	TO	BLK	PTS	AVG
88-89	79	2065	357-827	.432	32-129	.248	181-243	.745	202	2.6	301	136-0	86	178	8	927	11.7
89-90	49	1118	133-306	.435	15-52	.288	59-95	.621	141	2.9	146	79-0	42	71	5	340	6.9
96-97	72	2068	340-906	.375	115-372	.309	134-180	.744	159	2.2	153	168-1	87	121	19	929	12.9
TOT	200	5251	830-2039	.407	162-553	.293	374-518	.722	502	2.5	600	383-1	215	370	32	2196	11.0

McCASKILL, AMAL #15

How Obtained: Signed as free agent, 8/4/01

How Departed: Traded to Portland, with Daniels and C. Smith, for Kerr, Barkley and a second round pick in '03, 8/5/02

NBA (1 Year)

YEAR	GP	MIN	FGM-FGA	PCT	3-POINT FGM-FGA	PCT	FTM-FTA	PCT	REBS	AVG	AST	PF-DQ	STL	TO	BLK	PTS	AVG
01-02	27	153	20-49	.408	0-0	.000	12-26	.462	36	1.3	4	23-0	6	14	10	52	1.9

McCALLUM, RAY #3

How Obtained: From Sacramento in exchange for a 2016 second round draft pick, 7/9/15

How Departed: Waived, 2/29/16

NBA (1 Year)

YEAR	GP	MIN	FGM-FGA	PCT	3-POINT FGM-FGA	PCT	FTM-FTA	PCT	REBS	AVG	AST	PF-DQ	STL	TO	BLK	PTS	AVG
15-16	31	256	27-67	.403	5-16	.313	9-10	.900	31	1.0	33	14-0	5	13	4	68	2.2

McDYESS, ANTONIO #34

How Obtained: Signed as a free agent, 7/8/09

How Departed: Retired, 12/19/11

NBA (2 Years)

YEAR	GP	MIN	FGM-FGA	PCT	3-POINT FGM-FGA	PCT	FTM-FTA	PCT	REBS	AVG	AST	PF-DQ	STL	TO	BLK	PTS	AVG
09-10	77	1617	205-428	.479	0-2	0.000	36-57	.632	455	5.9	83	147-0	43	79	32	446	5.8
10-11	73	1386	169-344	.491	0-1	0.000	52-77	.675	396	5.4	84	163-1	36	73	39	390	5.3
TOT	150	3003	374-772	.484	0-3	0.000	88-134	.657	851	5.7	167	310-1	79	152	71	836	5.6
NBA PLAYOFFS (2 Years)																	
09-10	10	247	33-62	.532	0-0	0.000	2-2	1.000	68	6.8	12	27-0	2	9	7	68	6.8
10-11	6	145	15-36	.417	0-0	0.000	4-7	.571	30	5.0	8	21-0	2	7	5	34	5.7
TOT	16	392	48-98	.490	0-0	0.000	6-9	.667	98	6.1	20	48-0	4	16	12	102	6.4

McGRADY, TRACY #1

How Obtained: Signed as free agent, 4/16/13

NBA PLAYOFFS (1 Year)

YEAR	GP	MIN	FGM-FGA	PCT	3-POINT FGM-FGA	PCT	FTM-FTA	PCT	REBS	AVG	AST	PF-DQ	STL	TO	BLK	PTS	AVG
12-13	6	32	0-7	.000	0-3	.000	0-0	.000	8	1.3	7	0-2-0	2	2	3	0	0.0

FORMER SPURS STATISTICS

MOORE, JOHNNY #00

6-3 G Texas '79

3/31/58

How Obtained: (1) From Seattle for cash, 6/26/79; (2) Signed as free agent, 6/18/80; (3) Signed as free agent, 11/22/89

How Departed: (1) Waived, 10/12/79; (2) Waived, 11/19/87; (3) Waived, 8/23/90

NBA (9 Years)

YEAR	GP	MIN	FGM-FGA	PCT	FGM-FGA	PCT	FTM-FTA	PCT	REBS	AVG	AST	PF-DQ	STL	TO	BLK	PTS	AVG
80-81	82	1578	249-520	.479	1-19	.053	105-172	.610	196	2.4	373	178-0	120	154	22	604	7.4
81-82	79	2294	309-667	.463	1-21	.048	122-182	.670	275	3.5	762	254-6	163	175	12	741	9.4
82-83	77	2552	394-841	.468	5-22	.227	148-199	.744	277	3.6	753	247-2	194	226	32	941	12.2
83-84	59	1650	231-518	.446	28-87	.322	105-139	.755	178	3.0	566	168-2	123	143	20	595	10.1
84-85	82	2689	416-910	.457	25-89	.281	189-248	.762	378	4.6	816	247-3	229	236	18	1046	12.8
85-86	28	856	150-303	.495	4-22	.182	59-86	.686	86	3.1	252	78-0	70	81	6	363	13.0
86-87	55	1234	198-448	.442	22-79	.278	56-70	.800	100	1.8	250	97-0	83	102	3	474	8.6
87-88	4	51	4-9	.444	0-1	.000	0-0	.000	4	1.0	11	1-0	3	4	0	8	2.0
89-90	53	516	47-126	.373	8-34	.235	16-27	.593	52	1.0	82	55-0	32	39	3	118	2.2
TOT	519	13420	1998-4342	.460	94-374	.251	800-1123	.712	1546	3.0	3865	1325-13	1017	1160	116	4890	9.4
NBA PLAYOFFS (5 Years)																	
1981	7	124	18-37	.486	0-3	.000	6-8	.750	13	1.9	22	14-0	10	8	1	92	6.0
1982	9	292	39-82	.476	0-3	.000	16-27	.593	31	3.4	93	38-0	15	15	6	94	10.4
1983	11	414	105-197	.533	9-17	.529	28-35	.800	47	4.3	161	41-0	28	38	3	247	22.5
1985	5	168	25-54	.463	1-3	.333	15-23	.652	30	6.0	42	17-0	10	16	2	66	13.2
1990	9	86	6-24	.250	0-6	.000	4-8	.500	11	1.3	21	11-0	7	7	1	16	1.8
TOT	41	1084	193-394	.490	10-32	.313	69-101	.683	132	3.2	339	121-0	70	84	13	465	11.3

NBA PLAYOFFS (5 Years)

MOSLEY, GLENN #34					6-8 F		Seton Hall '77					12/26/55					
How Obtained: Signed as free agent, 12/78																	
How Departed: Waived, 10/79																	
NBA (1 Year)																	
YEAR	GP	MIN	FGM-FGA	PCT	3-POINT FGM-FGA	PCT	FTM-FTA	PCT	REBS	AVG	AST	PF-DQ	STL	TO	BLK	PTS	AVG
78-79	26	221	31-75	.413	—	—	23-38	.605	64	2.5	19	35-0	8	20	10	85	3.3
NBA PLAYOFFS (1 Year)																	
1979	3	6	2-3	.667	—	—	1-3	.333	1	0.3	1	0-0	0	0	1	5	1.7

MOSLEY, GLENN #34

6-8 F

Seton Hall '77

12/26/55

How Obtained: Signed as free agent, 12/78

How Departed: Waived, 10/79

NBA (1 Year)

3-POINT																	
NBA (Year	GP	MIN	FGM-FGA	PCT	FGM-FGA	PCT	FTM-FTA	PCT	REBS	AVG	AST	PF-DQ	STL	TO	BLK	PTS	AVG
18-19	3	13	3-6	.500	0-0	---	0-2	.000	3	1.0	1	6-0	0	3	1	6	2.0
NBA PLAYOFFS (1 Year)																	
2019	5	19	6-10	.600	0-1	.000	1-2	.500	7	1.4	2	1-0	0	0	0	13	2.6

MOTIEJUNAS, DONATAS #28

7-0 F

Kaunas, Lithuania

9/20/90

How Obtained: Signed as free agent, 4/4/19

How Departed: Unsigned free agent, 7/1/19

NBA (1 Year)

NBA (2 Years)				3-POINT													
YEAR	GP	MIN	FGM-FGA	PCT	FGM-FGA	PCT	FTM-FTA	PCT	REBS	AVG	AST	PF-DQ	STL	TO	BLK	PTS	AVG
87-88	22	328	43-95	.453	0-4	.000	26-39	.667	37	1.7	48	30-0	17	33	6	112	5.1
90-91	8	103	10-23	.435	0-1	.000	9-11	.818	18	2.3	14	14-0	3	14	3	29	3.6
TOT	30	431	53-118	.450	0-5	.000	35-50	.700	55	1.8	62	44-0	20	47	9	141	4.7

MYERS, PETE #9, #7

6-7 G

Arkansas-Little Rock '86

9/15/63

How Obtained: (1) Signed as free agent, 12/29/88; (2) Signed as free agent, 12/10/90

How Departed: (1) Traded to Philadelphia for A. King, 8/24/88; (2) Waived, 12/24/90

NBA (2 Years)

ABA (2 Years)																	
3-POINT																	
YEAR	GP	MIN	FGM-FGA	PCT	FGM-FGA	PCT	FTM-FTA	PCT	REBS	AVG	AST	PF-DQ	STL	TO	BLK	PTS	AVG
73-74	62	2001	383-695	.552	0-1	.000	134-181	.740	844	13.6	112	177-0	26	—	—	900	14.5
74-75	78	2713	495-914	.542	0-1	.000	185-246	.752	1279	16.4	97	240-0	43	185	87	1175	15.1
TOT	140	4714	878-1609	.546	0-2	.000	319-427	.747	2123	15.2	209	417-0	69	185	87	2075	14.8
ABA PLAYOFFS (2 Years)																	

NATER, SWEN #31

6-11 C

UCLA '73

1/14/50

How Obtained: From Virginia for cash and a draft pick, 11/73

How Departed: Traded to New York Nets for Kenon and Gale, 6/3/75

ABA (2 Years)

ADK ALL STAR GAMES (2 Years)																	
1974	1	28	13-24	.542	0-0	.000	3-4	.750	22	22.0	0	2-0	—	—	—	29	29.0
1975	1	26	5-13	.385	0-0	.000	2-2	1.000	5	5.0	1	3-0	0	2	0	12	12.0
TOT	2	54	18-37	.486	0-0	.000	5-6	.833	27	13.5	1	5-0	0	2	0	41	20.5

ABA ALL STAR GAMES (2 Years)

YEAR	GP	MIN	FGM-FGA	PCT	FGM-FGA	PCT	FTM-FTA	PCT	REBS	AVG	AST	PF-DQ	STL	TO	BLK	PTS	AVG
1974	1	28	13-24	.542	0-0	.000	3-4	.750	22	22.0	0	2-0	—	—	—	29	29.0
1975	1	26	5-13	.385	0-0	.000	2-2	1.000	5	5.0	1	3-0	0	2	0	12	12.0
TOT	2	54	18-37	.466	0-0	.000	5-6	.833	27	13.5	1	5-0	0	2	0	41	20.5

NATT, CALVIN #7

6-6 F

NE Louisiana '79

1/8/57

How Obtained: From Denver, with Vincent, for Greenwood and Cook, 1/26/89

How Departed: Waived, 2/20/89

NBA (1 Year)

3-POINT																	
YEAR	GP	MIN	FGM-FGA	PCT	FGM-FGA	PCT	FTM-FTA	PCT	REBS	AVG	AST	PF-DQ	STL	TO	BLK	PTS	AVG
88-89	10	185	25-66	.379	0-0	.000	35-48	.729	32	3.2	11	19-0	2	19	2	85	8.5

FORMER SPURS STATISTICS

NEAL, GARY #14										6-4	G	Towson '07			11/3/84			
How Obtained: Signed as free agent, 7/22/10																		
How Departed: Unsigned free agent, 7/13																		
NBA (3 Years)																		
	YEAR	GP	MIN	FGM-FGA	PCT	3-POINT FGM-FGA	PCT	FTM-FTA	PCT	REBS	AVG	AST	PF-DQ	STL	TO	BLK	PTS	AVG
	10-11	80	1685	285-632	.451	129-308	.419	84-104	.808	196	2.5	2.7	148-0	78	78	4	783	9.8
	11-12	56	1206	212-486	.436	83-198	.419	50-64	.781	118	2.1	4.7	75-0	27	60	2	557	9.9
	12-13	68	1484	246-597	.412	89-251	.355	64-74	.865	143	2.1	1.9	93-0	30	69	2	645	9.5
	TOT	204	4375	743-1715	.433	301-757	.398	198-242	.818	457	2.2	3.1	316-0	135	207	8	1985	9.7
NBA PLAYOFFS (3 Years)																		
	2011	6	111	17-46	.370	5-19	.263	7-7	1.000	18	3.0	5	11-0	1	2	1	46	7.7
	2012	14	217	39-87	.476	16-36	.444	11-13	.846	18	1.3	19	21-0	2	11	0	105	7.5
	2013	21	390	52-135	.385	23-66	.348	16-16	1.000	45	2.1	15	33-0	3	13	1	143	6.8
	TOT	41	718	108-263	.411	44-121	.364	34-36	.944	81	2.0	39	65-0	6	26	2	294	7.2

NEALY, EDDIE #32										6-7	F	Kansas State '82			2/19/60		
How Obtained: Signed as free agent, 7/15/86																	
How Departed: Unsigned free agent, 10/6/88																	
NBA (2 Years)																	
	GP	MIN	FGM-FGA	PCT	3-POINT FGM-FGA	PCT	FTM-FTA	PCT	REBS	AVG	AST	PF-DQ	STL	TO	BLK	PTS	AVG
86-87	60	980	84-192	.438	4-31	.129	51-69	.739	284	4.7	83	144-1	40	36	11	223	3.7
87-88	68	837	50-109	.459	1-2	.500	41-63	.651	222	3.3	49	94-0	29	27	5	142	2.1
TOT	128	1817	134-301	.445	5-33	.152	92-132	.697	506	4.0	132	238-1	69	63	16	365	2.9
NBA PLAYOFFS (1 Year)																	
1988	4	5	4-6	.667	0-0	.000	2-2	1.000	13	3.3	6	7-0	1	2	1	10	2.5

NELSON, LOUIE #21										6-3	G	Washington '73				5/28/51			
How Obtained: Signed as free agent, 11/4/76																			
How Departed: Waived, 11/17/76																			
NBA (1 Year)																			
					3-POINT														
YEAR	GP	MIN	FGM-FGA	PCT	FGM-FGA	PCT	FTM-FTA	PCT	REBS	AVG	AST	PF-DQ	STL	TO	BLK	PTS	AVG		
76-77	4	57	7-14	.500	—	—	4-7	.571	7	1.8	3	9-0	2	—	0	18	4.5		

NESTEROVIC, RASHO #8										7-0	C	Slovenia	5/30/76				
How Obtained: Signed as free agent, 7/16/03																	
How Departed: Traded to Toronto for Bonner, Williams and a 2009 second round pick, 6/21/06																	
NBA (3 Years)																	
YEAR	GP	MIN	FGM-FGA	PCT	3-POINT FGM-FGA	PCT	FTM-FTA	PCT	REBS	AVG	AST	PF-DQ	STL	TO	BLK	PTS	AVG
03-04	82	2353	328-700	.469	0-0	.000	54-114	.474	633	7.7	114	247-5	51	107	165	710	8.7
04-05	70	1785	198-430	.460	0-0	.000	14-30	.467	459	6.6	71	207-1	31	73	117	410	5.9
05-06	80	1515	172-334	.515	0-2	.000	18-30	.600	309	3.9	33	209-3	21	53	88	362	4.5
TOT	232	5653	698-1464	.477	0-2	.000	86-174	.494	1401	6.0	218	663-9	103	233	370	1482	6.4
NBA PLAYOFFS (3 Years)																	
2004	10	261	29-67	.433	0-1	.000	1-6	.167	55	5.5	10	38-0	3	8	11	59	5.9
2005	15	114	5-12	.417	0-0	.000	0-2	.000	26	1.7	2	16-0	1	4	5	10	0.7
2006	9	114	11-19	.579	1-1	1.000	2-2	.100	30	3.3	1	17-0	2	2	5	25	2.8
TOT	34	489	45-98	.459	1-2	.500	3-10	.300	111	3.3	13	71-0	6	14	21	94	2.8

NETOLICKY, BOB #24										6-9	C	Drake '67	5/28/51				
How Obtained: Contract purchased by Dallas (from Indiana), 8/72																	
How Departed: Waived, 11/3/73																	
ABA (1 Year)																	
3-POINT																	
YEAR	GP	MIN	FGM-FGA	PCT	FGM-FGA	PCT	FTM-FTA	PCT	REBS	AVG	AST	PF-DQ	STL	TO	BLK	PTS	AVG
73-74	19	488	100-195	.513	0-0	.000	29-46	.630	101	5.3	44	21-0	17	34	0	280	14.7

NEVITT, CHUCK #52

7-5

C

NC State '82

6/13/59

How Obtained: (1) Signed as free agent, 9/27/88 (2) Signed as free agent, 9/27/93

How Departed: (1) Waived, 10/24/88 (2) Waived, 11/8/93

NBA (1 Year)

YEAR	GP	MIN	FGM-FGA	PCT	3-POINT FGM-FGA	PCT	FTM-FTA	PCT	REBS	AVG	AST	PF-DQ	STL	TO	BLK	PTS	AVG
93-94	1	1	0-0	.000	0-0	.000	3-6	.500	1	1.0	0	1-0	0	1	0	3	3.0

NEWBLE, IRA #3										6-7	F	Miami (Ohio) '97				1/20/75			
How Obtained: Signed as free agent, 8/11/00																			
How Departed: Unsigned free agent, 7/18/01																			
NBA (1 Year)																			
YEAR	GP	MIN	FGM-FGA	PCT	3-POINT FGM-FGA	PCT	FTM-FTA	PCT	REBS	AVG	AST	PF-DQ	STL	TO	BLK	PTS	AVG		
00-01	27	184	21-55	.382	4-9	.444	8-16	.500	35	1.3	6	18-0	2	7	4	54	2.0		

NICKERSON, GAYLON #9															6-4	G	NW Oklahoma '94					2/6/69		
How Obtained: Signed as free agent, 12/26/96																								
How Departed: Waived, 1/6/97																								
NBA (1 Year)																								
3-POINT																								
YEAR	GP	MIN	FGM-FGA	PCT	FGM-FGA	PCT	FTM-FTA	PCT	REBS	AVG	AST	PF-DQ	STL	TO	BLK	PTS	AVG							
96-97	3	36	3-9	.333	0-1	.000	7-7	1.000	4	1.3	1	1-0	0	0	1	13	4.3							

NIMPHIUS, KURT #40															6-10	C	Arizona State '80	3/13/58
How Obtained: Signed as veteran free agent (Detroit received a second round pick in '88), 10/27/87																		
How Departed: Unsigned free agent, 6/88																		
NBA (1 Year)																		
YEAR	GP	MIN	FGM-FGA	PCT	3-POINT FGM-FGA	PCT	FTM-FTA	PCT	REBS	AVG	AST	PF-DQ	STL	TO	BLK	PTS	AVG	
87-88	72	919	128-257	.498	0-1	.000	60-83	.723	153	2.1	53	141-2	22	49	56	316	4.4	
NBA PLAYOFFS (1 Year)																		
1988	3	30	5-10	.500	0-0	.000	2-2	1.000	8	2.7	2	7-0	0	0	1	12	4.0	

FORMER SPURS STATISTICS

NORRIS, SYLVESTER #40

6-11 C

Jackson State '79

2/18/57

How Obtained: Third round pick, 1979 Draft, 63rd overall

How Departed: Waived, 10/4/80

NBA (1 Year)

YEAR	GP	MIN	FGM-FGA	PCT	3-POINT FGM-FGA	PCT	FTM-FTA	PCT	REBS	AVG	AST	PF-DQ	STL	TO	BLK	PTS	AVG
79-80	17	18	18-43	.419	0-0	.000	4-6	.667	43	2.5	6	41-1	3	19	12	40	2.4

NOVAK, STEVE #23

6-10 F

Marquette '06

6/13/83

How Obtained: Signed 10-day contract, 2/8/11; Signed 10-day contract, 2/22/11; Signed for season, 3/4/11

How Departed: Waived, 12/19/11

NBA (1 Year)

YEAR	GP	MIN	FGM-FGA	PCT	3-POINT FGM-FGA	PCT	FTM-FTA	PCT	REBS	AVG	AST	PF-DQ	STL	TO	BLK	PTS	AVG
10-11	23	197	31-59	.525	23-42	.548	8-8	1.000	19	0.8	3	11-0	1	4	5	93	4.0

NBA PLAYOFFS (1 Year)

10-11	1	6	0-0	0.000	0-0	0.000	0-0	0.000	1	1.0	0	0-0	0	0	0	0	0.0
-------	---	---	-----	-------	-----	-------	-----	-------	---	-----	---	-----	---	---	---	---	-----

NWOSU, JULIUS #00

6-10 F

Liberty '93

5/1/71

How Obtained: Signed as free agent, 10/6/94

How Departed: Unsigned free agent, 7/1/95

NBA (1 Year)

YEAR	GP	MIN	FGM-FGA	PCT	3-POINT FGM-FGA	PCT	FTM-FTA	PCT	REBS	AVG	AST	PF-DQ	STL	TO	BLK	PTS	AVG
94-95	23	84	9-28	.321	0-0	.000	13-17	.765	24	1.0	3	20-0	0	9	3	31	1.3

NBA PLAYOFFS (1 Year)

1995	2	7	0-2	.000	0-0	.000	0-0	.000	2	1.0	0	1-0	0	1	0	0	0.0
------	---	---	-----	------	-----	------	-----	------	---	-----	---	-----	---	---	---	---	-----

OBERTO, FABRICIO #7

6-10 F/C

Argentina

3/21/75

How Obtained: Signed as free agent, 8/2/05

How Departed: Traded to Detroit as part of the Jefferson trade, 6/23/09

NBA (4 Years)

YEAR	GP	MIN	FGM-FGA	PCT	3-POINT FGM-FGA	PCT	FTM-FTA	PCT	REBS	AVG	AST	PF-DQ	STL	TO	BLK	PTS	AVG
05-06	59	490	44-93	.473	0-2	.000	15-27	.556	123	2.1	27	91-0	9	28	11	103	1.7
06-07	79	1365	158-281	.562	0-0	.000	33-51	.647	368	4.7	68	213-2	25	69	24	349	4.4
07-08	82	1651	180-296	.608	0-1	.000	37-61	.607	430	5.2	95	203-3	37	51	20	397	4.8
08-09	54	677	61-104	.587	0-1	.000	20-35	.571	142	2.6	59	95-1	7	38	11	142	2.6
TOT	274	4183	443-774	.572	0-4	.000	105-174	.603	1063	3.9	249	602-6	78	186	66	991	3.6

NBA PLAYOFFS (4 Years)

05-06	7	34	3-9	.333	0-0	.000	1-4	.250	6	0.9	1	7-0	1	2	3	7	1.0
06-07	20	415	50-80	.625	0-1	.000	12-21	.571	98	4.9	14	54-0	6	10	4	112	5.6
07-08	17	331	28-46	.609	0-0	.000	7-10	.700	71	4.2	20	48-0	6	14	5	63	3.7
08-09	2	22	4-6	.667	0-0	.000	4-4	1.000	4	2.0	0	2-0	2	2	0	12	6.0
TOT	46	802	85-141	.603	0-1	.000	24-39	1.615	179	3.9	35	111-0	15	28	12	194	4.2

OLBERDING, MARK #53

6-9 F

Minnesota '75

4/21/56

How Obtained: ABA Dispersal Draft from San Diego, 1975

How Departed: Traded to Chicago, with Corzine, for Gilmore, 7/22/82

ABA (1 Year)

YEAR	GP	MIN	FGM-FGA	PCT	3-POINT FGM-FGA	PCT	FTM-FTA	PCT	REBS	AVG	AST	PF-DQ	STL	TO	BLK	PTS	AVG
75-76	70	1601	233-462	.504	0-0	.000	161-204	.789	425	6.1	124	197-0	40	114	30	627	9.0

NBA (6 Years)

76-77	82	1949	301-598	.503	—	—	251-316	.794	449	5.5	119	277-6	59	—	29	853	10.4
77-78	79	1773	231-480	.481	—	—	184-227	.811	373	4.7	131	235-1	45	118	26	646	8.2
78-79	80	1885	261-551	.474	—	—	233-290	.803	429	5.4	211	282-2	53	163	18	755	9.4
79-80	75	2111	291-609	.478	0-3	.000	210-264	.795	418	5.6	327	274-7	67	180	22	792	10.6
80-81	82	2408	348-685	.508	1-7	.143	315-380	.829	471	5.7	277	307-6	75	202	31	1012	12.3
81-82	68	2098	333-705	.472	2-12	.167	273-338	.808	439	6.5	202	253-5	57	139	29	941	13.8
TOT	466	12224	1765-3628	.486	3-21	.143	1466-1815	.808	2579	5.5	1267	1628-27	357	802	155	4999	10.7

ABA PLAYOFFS (1 Year)

1976	7	73	5-15	.333	0-0	.000	3-6	.500	22	3.1	1	15-0	4	4	2	13	1.9
------	---	----	------	------	-----	------	-----	------	----	-----	---	------	---	---	---	----	-----

NBA PLAYOFFS (6 Years)

1977	2	42	5-9	.556	—	—	3-6	.500	7	3.4	2	8-0	0	8	1	13	6.5
1978	6	152	25-51	.490	—	—	13-15	.867	30	5.0	14	23-0	6	8	6	63	10.5
1979	14	626	76-178	.424	—	—	46-64	.719	128	9.1	50	99-0	22	41	14	119	6.9
1980	3	97	13-23	.565	0-0	.000	3-4	.750	22	7.3	11	14-1	2	3	2	29	9.7
1981	7	254	58-105	.552	1-3	.333	21-25	.840	41	5.9	30	31-1	4	17	0	138	19.7
1982	9	328	53-120	.442	0-1	.000	26-31	.839	58	6.4	32	39-1	9	27	6	132	14.7
TOT	41	1499	230-486	.473	1-4	.250	112-145	.772	286	7.0	139	214-3	43	104	29	494	12.0

OTHICK, MATT #12

6-2 G

Arizona '92

3/16/69

How Obtained: Signed as free agent, 8/19/92

How Departed: Waived, 11/19/92

NBA (1 Year)

YEAR	GP	MIN	FGM-FGA	PCT	3-POINT FGM-FGA	PCT	FTM-FTA	PCT	REBS	AVG	AST	PF-DQ	STL	TO	BLK	PTS	AVG
92-93	4	39	3-5	.600	2-4	.500	0-2	.000	2	0.5	7	7-0	1	4	0	8	2.0

OWENS, LARRY #33

6-7 F

Oral Roberts '06

1/8/83

How Obtained: Signed 10-day contract, 1/16/11; Signed 10-day contract, 1/26/11

NBA (1 Year)

YEAR	GP	MIN	FGM-FGA	PCT	3-POINT FGM-FGA	PCT	FTM-FTA	PCT	REBS	AVG	AST	PF-DQ	STL	TO	BLK	PTS	AVG
10-11	7	31	3-6	.500	1-3	.333	2-4	.500	4	0.6	1	4-0	2	0	0	9	1.3

FORMER SPURS STATISTICS

PAULTZ, BILLY #5

6-11 C

St. John's '70

7/30/48

How Obtained: (1) From New York Nets for B. Warren, R. Jones, C. Terry and K. Hughes, 9/8/75; (2) Signed as free agent, 4/6/83

How Departed: (1) Traded to Houston for Shumate, a third round pick in '80 and cash, 1/18/80; (2) Waived, 1983

ABA (1 Year)

YEAR	GP	MIN	FGM-FGA	PCT	3-POINT FGM-FGA	PCT	FTM-FTA	PCT	REBS	AVG	AST	PF-DQ	STL	TO	BLK	PTS	AVG
75-76	83	2958	566-1124	.504	0-2	.000	238-324	.735	862	10.4	340	232-0	61	231	253	1370	16.5

NBA (5 Years)

76-77	82	2694	521-1102	.473	—	—	238-320	.744	687	8.4	223	262-5	55	—	173	1280	15.6
77-78	80	2479	518-979	.529	—	—	230-306	.752	675	8.4	213	222-3	42	167	194	1266	15.8
78-79	79	2122	399-758	.526	—	—	114-194	.588	625	7.9	178	204-4	35	157	125	912	11.5
79-80	47	1213	189-381	.496	0-1	.000	66-100	.660	321	6.8	118	127-3	47	58	45	444	9.4
82-83	7	125	12-27	.444	0-0	.000	1-2	.500	33	5.5	4	14-0	5	6	6	25	3.6
TOT	295	8633	1639-3239	.506	0-1	.000	649-922	.704	2341	7.9	736	829-15	184	388	543	3927	13.3

ABA PLAYOFFS (1 Year)

1976	7	254	43-97	.443	0-0	.000	35-40	.875	71	10.1	19	29-0	2	14	16	121	17.3
------	---	-----	-------	------	-----	------	-------	------	----	------	----	------	---	----	----	-----	------

NBA PLAYOFFS (4 Years)

1977	2	74	12-24	.500	—	—	10-13	.769	17	8.5	5	5-0	2	—	4	34	17.0
1978	6	191	29-63	.460	—	—	11-17	.647	41	6.8	14	10-0	5	6	5	69	11.5
1979	13	299	30-80	.375	—	—	22-33	.667	98	7.5	30	33-0	4	14	23	82	6.3
1983	11	133	13-32	.406	0-0	.000	4-4	1.000	32	2.9	11	18-0	4	6	2	30	2.7
TOT	32	697	84-199	.422	0-0	.000	47-67	.701	188	5.9	60	66-0	15	26	34	215	6.7

ABA ALL-STAR GAMES (1 Year)

1976	1	20	4-6	.667	0-0	.000	2-2	1.000	2	2.0	1	1-0	2	3	1	10	10.0
------	---	----	-----	------	-----	------	-----	-------	---	-----	---	-----	---	---	---	----	------

PAXSON, JOHN #4

6-2 G

Notre Dame '83

9/9/60

How Obtained: First round pick, 1983 Draft, 19th overall

How Departed: Unsigned free agent, 10/85

NBA (2 Years)

YEAR	GP	MIN	FGM-FGA	PCT	3-POINT FGM-FGA	PCT	FTM-FTA	PCT	REBS	AVG	AST	PF-DQ	STL	TO	BLK	PTS	AVG
83-84	49	458	61-137	.445	4-22	.182	16-26	.615	33	0.7	149	47-0	10	32	2	142	2.9
84-85	78	1259	196-385	.509	10-34	.294	84-100	.840	68	0.9	215	117-0	45	81	3	486	6.2
TOT	127	1717	257-522	.492	14-56	.250	100-126	.794	101	0.8	364	164-0	55	113	5	628	4.9

NBA PLAYOFFS (1 Year)

1985	5	114	21-42	.500	2-9	.222	7-9	.778	5	1.0	21	9-0	5	0	0	51	10.2
------	---	-----	-------	------	-----	------	-----	------	---	-----	----	-----	---	---	---	----	------

PECK, WILEY #54

6-7 F

Mississippi State '79

9/15/57

How Obtained: First round pick, 1979 Draft, 19th overall

How Departed: Selected by Dallas in the 1980 Expansion Draft

NBA (1 Year)

YEAR	GP	MIN	FGM-FGA	PCT	3-POINT FGM-FGA	PCT	FTM-FTA	PCT	REBS	AVG	AST	PF-DQ	STL	TO	BLK	PTS	AVG
79-80	52	628	73-169	.432	0-2	.000	34-55	.618	183	3.5	33	100-2	17	48	23	180	3.5

NBA PLAYOFFS (1 Year)

1980	2	9	0-3	.000	0-0	.000	0-0	.000	3	1.5	0	1-0	0	0	1	0	0.0
------	---	---	-----	------	-----	------	-----	------	---	-----	---	-----	---	---	---	---	-----

PERDUE, WILL #41

7-0 C

Vanderbilt '88

8/29/65

How Obtained: From Chicago for Rodman, 10/2/95

How Departed: Unsigned free agent, 8/1/99

NBA (4 Years)

YEAR	GP	MIN	FGM-FGA	PCT	3-POINT FGM-FGA	PCT	FTM-FTA	PCT	REBS	AVG	AST	PF-DQ	STL	TO	BLK	PTS	AVG
95-96	80	1396	173-331	.523	0-1	.000	67-125	.536	485	6.1	33	183-0	28	86	75	413	5.2
96-97	65	1918	233-410	.568	0-0	.000	99-171	.579	638	9.8	38	184-2	32	87	102	565	8.7
97-98	79	1491	162-295	.549	0-1	.000	70-133	.526	535	6.8	57	137-0	22	81	50	394	5.0
98-99	37	445	38-60	.633	0-0	.000	14-26	.538	138	3.7	18	63-0	9	22	10	90	2.4
TOT	261	5250	606-1096	.553	0-2	.000	250-455	.549	1796	6.9	146	567-2	91	276	237	1462	5.6

NBA PLAYOFFS (3 Years)

1996	10	242	29-42	.690	0-0	.000	16-20	.800	79	7.9	5	24-0	2	11	4	74	7.4
1998	9	191	9-27	.333	0-0	.000	18-21	.857	60	6.7	1	26-0	6	11	9	36	4.0
1999	12	86	6-11	.545	0-0	.000	1-2	.500	28	2.3	0	19-0	0	3	1	13	1.1
TOT	31	519	44-80	.550	0-0	.000	35-43	.814	167	5.4	6	69-0	8	25	14	123	4.0

PERSON, CHUCK #45

6-8 F

Auburn '86

6/27/64

How Obtained: Signed as free agent, 7/21/94

How Departed: Traded to Chicago, along with a first round pick, for Kerr, 1/21/99

NBA (4 Years)

YEAR	GP	MIN	FGM-FGA	PCT	3-POINT FGM-FGA	PCT	FTM-FTA	PCT	REBS	AVG	AST	PF-DQ	STL	TO	BLK	PTS	AVG
94-95	81	2033	317-750	.423	172-445	.387	66-102	.647	258	3.2	106	198-0	45	102	12	872	10.8
95-96	80	2131	308-705	.437	190-463	.410	67-104	.644	413	5.2	100	197-2	49	91	26	873	10.9
96-97	61	1455	143-398	.359	95-276	.344	28-37	.757	204	3.3	86	121-1	29	67	10	409	6.7
TOT	222	5619	768-1853	.414	457-1184	.386	161-243	.653	875	3.9	292	516-3	123	260	48	2154	9.7

NBA PLAYOFFS (3 Years)

1995	15	258	27-77	.351	13-45	.289	8-11	.727	27	1.8	8	22-0	4	6	7	75	5.0
1996	10	284	41-77	.532	25-47	.532	14-17	.824	40	4.0	16	32-0	2	11	3	121	12.1
1998	9	196	18-53	.340	14-40	.350	2-2	1.000	27	3.0	7	15-1	4	6	0	52	5.8
TOT	34	738	86-207	.415	52-132	.394	24-30	.800	94	2.8	31	69-1	10	23	10	248	7.3

FORMER SPURS STATISTICS

PHEGLEY, ROGER #21										6-6		G		Bradley '78		10/16/56			
How Obtained: From Cleveland, with Mitchell, for R. Johnson and Brewer, 12/24/81																			
How Departed: Waived, 12/4/83																			
NBA (3 Years)																			
YEAR	GP	MIN	FGM-FGA	PCT	3-POINT FGM-FGA	PCT	FTM-FTA	PCT	REBS	AVG	AST	PF-DQ	STL	TO	BLK	PTS	AVG		
81-82	54	617	129-293	.440	5-31	.161	49-64	.766	83	1.5	61	91-0	20	33	6	308	5.7		
82-83	62	599	120-267	.449	3-14	.214	43-56	.768	84	1.4	60	92-0	30	49	8	286	4.6		
83-84	3	11	2-4	.500	1-1	1.000	2-2	1.000	2	0.7	2	1-0	0	1	0	7	2.3		
TOT	119	1227	251-564	.445	9-46	.196	94-122	.770	169	1.4	123	184-0	50	83	14	601	5.0		
NBA PLAYOFFS (2 Years)																			
1982	5	6	0-2	.000	0-1	.000	0-0	.000	0	0.0	0	1-0	0	0	3	0	0.0		
1983	8	38	9-17	.529	3-4	.750	3-4	.750	8	1.0	1	6-0	0	1	0	24	3.0		
TOT	13	44	9-19	.474	3-5	.600	3-4	.750	8	0.6	1	7-0	0	1	3	24	1.8		

PONDEXTER, QUINCY #3															6-7	F	Washington '10	3/10/88
How Obtained: Signed as free agent, 8/29/18																		
How Departed: Unsigned free agent, 7/1/19																		
NBA (1 Year)																		
YEAR	GP	MIN	FGM-FGA	PCT	3-POINT FGM-FGA	PCT	FTM-FTA	PCT	REBS	AVG	AST	PF-DQ	STL	TO	BLK	PTS	AVG	
18-19	53	29.58	.500		6-18	.333	34-42	.810	46	0.9	24	24-0	11	13	1	98	1.8	
NBA PLAYOFFS (1 Year)																		
2019	5	12	0-2	.000	0-1	.000	0-0	---	1	0.2	2	2-0	1	0	0	0	0.0	

PORTER, TERRY #30																	6-3	G	Wisconsin-Stevens Point '85	4/8/63
How Obtained: Signed as free agent, 8/5/99																				
How Departed: Retired, 7/1/02																				
NBA (3 Years)																				
	GP	MIN	FGM-FGA	PCT	3-POINT FGM-FGA			PCT	FTM-FTA	PCT	REBS	AVG	AST	PF-DQ	STL	TO	BLK	PTS	AVG	
99-00	68	1613	207-463	.447	90-207			.435	137-170	.806	191	2.8	221	79-0	50	100	9	641	9.4	
00-01	80	1678	197-440	.448	87-205			.424	92-116	.793	201	2.5	251	88-1	52	104	11	573	7.2	
01-02	72	1294	136-321	.424	59-142			.415	68-83	.819	164	2.3	205	89-0	45	85	16	399	5.5	
TOT	220	4585	540-1224	.441	236-554			.426	297-369	.805	556	2.5	677	256-1	147	289	36	1613	7.3	
NBA PLAYOFFS (3 Years)																				
2000	4	89	8-31	.258	4-14			.286	0-0	.000	1	0.3	5	4-0	6	7	0	20	5.0	
2001	13	326	39-86	.453	13-39			.333	17-22	.773	24	1.8	44	15-0	11	22	0	108	8.3	
2002	10	131	13-35	.371	5-17			.294	2-4	.500	9	0.9	8	10-0	4	5	0	33	3.3	
TOT	27	546	60-152	.395	22-70			.314	19-26	.731	34	1.3	57	29-0	21	34	0	161	6.0	

PRESSEY, PAUL #8										6-5	G/F	Tulsa '82	12/24/58				
How Obtained: From Milwaukee for Brickowski, 8/1/90																	
How Departed: Retired, 5/5/92																	
NBA (2 Years)																	
YEAR	GP	MIN	FGM-FGA	PCT	3-POINT FGM-FGA	PCT	FTM-FTA	PCT	REBS	AVG	AST	PF-DQ	STL	TO	BLK	PTS	AVG
90-91	70	1683	201-426	.472	16-57	.281	110-133	.827	176	2.5	271	174-1	63	130	32	528	7.5
91-92	56	759	60-161	.373	3-21	.143	28-41	.683	95	1.7	142	86-0	29	64	19	151	2.7
TOT	126	2442	261-587	.445	19-78	.244	138-174	.793	271	2.2	413	260-1	92	194	51	679	5.4
NBA PLAYOFFS (2 Years)																	
1991	4	124	13-32	.406	1-4	.250	6-9	.667	11	2.8	16	15-0	8	6	3	33	8.3
1992	3	46	6-18	.333	1-2	.500	1-1	1.000	3	1.0	3	9-1	3	5	1	13	4.3
TOT	7	170	19-50	.380	2-6	.333	7-10	.700	14	2.0	19	24-1	11	11	4	46	6.6

QUINN, CHRIS #11															6-2	G	Notre Dame '06				9/27/83			
How Obtained: Signed as free agent, 11/5/10																								
How Departed: Unsigned free agent, 7/10																								
NBA (1 Year)																								
3-POINT																								
YEAR	GP	MIN	FGM-FGA	PCT	FGM-FGA	PCT	FTMFTA	PCT	REBS	AVG	AST	PF-DQ	STL	TO	BLK	PTS	AVG							
10-11	41	292	33-91	.363	11-37	.297	4-8	.500	25	0.6	42	29-0	5	12	1	81	2.0							

RAINS, ED #15										6-7	F	South Alabama '81				12/24/59			
How Obtained: Second round pick, 1981 Draft, 30th overall																			
How Departed: Waived, 8/3/83																			
NBA (2 Years)																			
	GP	MIN	FGM-FGA	PCT	3-POINT FGM-FGA	PCT	FTM-FTA	PCT	REBS	AVG	AST	PF-DQ	STL	TO	BLK	PTS	AVG		
81-82	49	637	77-177	.435	0-2	.000	38-64	.594	80	1.6	40	74-0	18	25	2	192	3.9		
82-83	34	292	33-83	.398	0-1	.000	29-43	.674	44	1.3	22	35-0	10	25	1	95	2.8		
TOT	83	929	110-260	.423	0-3	.000	67-107	.626	124	1.5	62	109-0	28	50	3	287	3.5		
NBA PLAYOFFS (2 Years)																			
1982	5	30	3-6	.500	0-0	.000	4-9	.444	8	1.6	1	5-0	1	1	0	10	2.0		
1983	3	11	2-5	.400	0-1	.000	0-0	.000	1	0.3	1	0-0	0	1	0	4	1.3		
TOT	8	41	5-11	.455	0-1	.000	4-9	.444	9	1.1	2	5-0	1	2	0	14	1.8		

FORMER SPURS STATISTICS

RATLIFF, THEO #42

6-10 C

Wyoming '95

4/17/73

How Obtained: Signed as free agent, 7/25/09

How Departed: Traded to Charlotte in exchange for a protected 2016 second-round pick, 2/18/10

NBA (1 Year)

YEAR	GP	MIN	FGM-FGA	PCT	3-POINT FGM-FGA	PCT	FTM-FTA	PCT	REBS	AVG	AST	PF-DQ	STL	TO	BLK	PTS	AVG
09-10	21	183	16-36	.444	0-0	.000	2-4	.500	40	1.9	9	27-0	3	16	18	34	1.6

REID, J.R. #7

6-9 F

North Carolina '90

3/31/68

How Obtained: From Charlotte for S. Green, a first round pick in '93 and a second round pick in '96, 12/9/92

How Departed: Traded to New York, with Lohaus and a first round pick in '96, for C. Smith and M. Williams, 2/8/96

NBA (4 Years)

YEAR	GP	MIN	FGM-FGA	PCT	3-POINT FGM-FGA	PCT	FTM-FTA	PCT	REBS	AVG	AST	PF-DQ	STL	TO	BLK	PTS	AVG
92-93	66	1592	241-497	.485	0-4	.000	171-222	.770	386	5.8	56	217-2	36	101	26	653	9.9
93-94	70	1344	260-530	.491	0-3	.000	107-153	.699	220	3.1	73	165-0	43	84	25	627	9.0
94-95	81	1566	201-396	.508	1-2	.500	160-233	.687	393	4.9	55	230-2	60	113	32	563	7.0
95-96	32	643	72-164	.439	0-1	.000	64-87	.736	123	3.8	14	98-0	25	49	10	208	6.5
TOT	249	5145	774-1587	.488	1-10	.100	502-695	.722	1122	4.5	198	710-4	164	347	93	2051	8.2

NBA PLAYOFFS (3 Years)

1993	10	220	29-60	.483	0-2	.000	27-35	.771	50	5.0	15	31-0	8	13	8	85	8.5
1994	4	56	6-21	.286	0-0	.000	3-5	.600	12	3.0	3	10-0	1	1	2	15	3.8
1995	15	209	29-59	.492	0-0	.000	33-39	.846	42	2.8	9	36-0	7	15	4	91	6.1
TOT	29	485	64-140	.457	0-2	.000	63-79	.797	104	3.6	27	77-0	16	29	14	191	6.6

RELLFORD, RICHARD #42

6-6 G

Michigan '86

2/16/64

How Obtained: Signed 10-day contract, 4/8/88; Signed for season, 4/18/88

How Departed: Unsigned free agent, 7/88

NBA (1 Year)

YEAR	GP	MIN	FGM-FGA	PCT	3-POINT FGM-FGA	PCT	FTM-FTA	PCT	REBS	AVG	AST	PF-DQ	STL	TO	BLK	PTS	AVG
87-88	4	42	5-8	.625	0-0	.000	6-8	.750	7	1.8	1	3-0	0	4	3	16	4.0

RESTANI, KEVIN #31

6-10 F

San Francisco '74

12/13/51

How Obtained: From Milwaukee for cash, 8/31/79

How Departed: Waived, 12/21/81

NBA (3 Years)

YEAR	GP	MIN	FGM-FGA	PCT	3-POINT FGM-FGA	PCT	FTM-FTA	PCT	REBS	AVG	AST	PF-DQ	STL	TO	BLK	PTS	AVG
79-80	82	1966	369-727	.508	5-29	.172	131-161	.814	386	4.7	189	186-0	54	129	12	874	10.7
80-81	64	999	192-369	.520	3-8	.375	62-88	.705	174	2.7	81	103-0	16	68	14	449	7.0
81-82	13	145	9-28	.321	0-1	.000	3-4	.750	35	2.7	7	16-0	1	6	4	21	1.6
TOT	159	3110	570-1124	.507	8-38	.211	196-253	.755	595	3.7	277	305-0	71	203	30	1344	8.5

NBA PLAYOFFS (2 Years)

1980	3	74	17-28	.607	0-1	.000	4-9	.444	16	5.3	3	8-0	0	2	1	38	12.7
1981	3	11	1-3	.333	0-0	.000	0-0	.000	2	0.7	0	2-0	0	1	0	2	0.7
TOT	6	85	18-31	.581	0-1	.000	4-9	.444	18	3.0	3	10-0	0	3	1	40	6.7

RICHARDSON, JEREMY #23

6-7 F

Delta State '06

2/11/83

How Obtained: (1) Signed 10-day contract, 1/10/08. (2) Signed second 10-day contract, 1/20/08

How Departed: Unsigned free agent, 1/30/08

NBA (1 Year)

YEAR	GP	MIN	FGM-FGA	PCT	3-POINT FGM-FGA	PCT	FTM-FTA	PCT	REBS	AVG	AST	PF-DQ	STL	TO	BLK	PTS	AVG
07-08	5	29	3-7	.429	2-5	.400	2-2	1.000	1	0.2	1	5-0	1	0	0	10	2.0

RIVERS, DOC #25

6-3 G

Marquette '84

10/13/61

How Obtained: Signed as free agent, 12/26/94

How Departed: Retired, 7/1/96

NBA (2 Years)

YEAR	GP	MIN	FGM-FGA	PCT	3-POINT FGM-FGA	PCT	FTM-FTA	PCT	REBS	AVG	AST	PF-DQ	STL	TO	BLK	PTS	AVG
94-95	60	942	104-289	.360	42-122	.344	52-71	.732	100	1.7	154	142-1	61	56	21	302	5.0
95-96	78	1235	108-290	.372	47-137	.343	48-64	.750	138	1.8	123	175-0	73	57	21	311	4.0
TOT	138	2177	212-579	.366	89-259	.344	100-135	.741	238	1.7	277	317-1	134	113	42	613	4.4

NBA PLAYOFFS (2 Years)

1995	15	318	37-95	.389	17-46	.370	26-31	.839	29	1.9	24	40-0	14	18	9	117	7.8
1996	2	20	1-3	.333	1-2	.500	5-7	.714	1	0.5	0	3-0	0	1	0	3	1.5
TOT	17	338	38-98	.388	18-48	.375	31-38	.816	30	1.8	24	43-0	14	19	9	120	7.1

ROBERTS, FRED #11

6-10 F

Brigham Young '82

8/14/60

How Obtained: From New Jersey (compensation, with cash and draft picks, for Stan Albeck), 6/15/83

How Departed: Traded to Utah for second round picks in '86 and '88, 12/18/84

NBA (2 Years)

YEAR	GP	MIN	FGM-FGA	PCT	3-POINT FGM-FGA	PCT	FTM-FTA	PCT	REBS	AVG	AST	PF-DQ	STL	TO	BLK	PTS	AVG
83-84	79	1531	214-399	.536	1-4	.250	144-172	.837	304	3.8	98	219-4	52	100	38	573	7.3
84-85	22	305	44-98	.449	0-0	.000	29-38	.763	35	1.6	22	45-0	10	21	12	117	5.3
TOT	101	1836	258-497	.519	1-4	.250	173-210	.824	339	3.4	120	264-4	62	121	50	690	6.8

FORMER SPURS STATISTICS

ROBERTSON, ALVIN #21

6-4

G

Arkansas '84

7/22/62

How Obtained: First round pick, 1984 Draft, 7th overall

How Departed: Traded to Milwaukee, with G. Anderson, for Cummings, 5/28/89

NBA (5 Years)

YEAR	GP	MIN	FGM-FGA	PCT	3-POINT FGM-FGA	PCT	FTM-FTA	PCT	REBS	AVG	AST	PF-DQ	STL	TO	BLK	PTS	AVG
84-85	79	1685	299-600	.498	4-11	.364	124-169	.734	265	3.4	275	217-1	127	167	24	726	9.2
85-86	82	2878	562-1093	.514	8-29	.276	260-327	.795	516	6.3	448	296-4	301	256	40	1392	17.0
86-87	81	2697	589-1264	.466	13-48	.271	244-324	.753	424	5.2	421	264-2	260	243	35	1435	17.7
87-88	82	2978	655-1408	.465	27-95	.284	273-365	.748	498	6.1	557	300-4	243	251	69	1610	19.6
88-89	65	2287	465-962	.483	9-45	.200	183-253	.723	384	5.9	393	259-6	197	231	36	1122	17.3
TOT	389	12525	2570-5327	.482	61-228	.268	1084-1438	.754	2087	5.4	2094	1366-17	1128	1148	204	6285	16.2

NBA PLAYOFFS (2 Years)

1986	3	98	8-29	.276	0-0	.000	11-13	.846	14	4.7	19	10-0	7	5	1	27	9.0
1988	3	119	30-53	.566	3-7	.429	7-9	.788	14	4.7	28	15-1	12	9	1	70	23.3
TOT	6	217	38-82	.463	3-7	.429	18-22	.818	28	4.7	47	25-1	19	14	2	97	16.2

NBA ALL-STAR GAMES (3 Years)

1986	1	20	2-6	.333	0-0	.000	0-0	.000	9	9.0	5	1-0	0	4	0	4	4.0
1987	1	16	2-5	.400	0-0	.000	2-2	1.000	2	2.0	1	1-0	0	1	0	6	6.0
1988	1	12	1-3	.333	0-0	.000	0-0	.000	0	0.0	1	1-0	2	2	0	2	2.0
TOT	3	48	5-14	.357	0-0	.000	2-2	1.000	11	3.7	7	3-0	2	7	0	12	4.0

ROBINSON, DAVID #50

7-0

C

Navy '87

8/6/65

How Obtained: First round pick, 1987 Draft, first overall

How Departed: Retired, 7/1/03

NBA (14 Years)

YEAR	GP	MIN	FGM-FGA	PCT	3-POINT FGM-FGA	PCT	FTM-FTA	PCT	REBS	AVG	AST	PF-DQ	STL	TO	BLK	PTS	AVG
89-90	82	3002	690-1300	.531	0-2	.000	613-837	.732	983	12.0	164	259-3	138	257	319	1993	24.3
90-91	82	3095	754-1366	.552	1-7	.143	592-777	.762	1063	13.0	208	264-5	127	270	320	2101	25.6
91-92	68	2564	592-1074	.551	1-8	.125	393-561	.701	829	12.2	181	219-2	158	182	305	1578	23.2
92-93	82	3211	676-1348	.501	3-17	.176	561-766	.732	956	11.7	301	239-5	127	241	264	1916	23.4
93-94	80	3241	840-1658	.507	10-29	.345	693-925	.749	855	10.7	381	228-3	139	253	265	2383	29.8
94-95	81	3074	788-1487	.530	6-20	.300	656-847	.774	877	10.8	236	230-3	134	233	262	2238	27.6
95-96	82	3019	711-1378	.516	3-9	.333	626-823	.761	1000	12.2	247	262-1	111	190	271	2051	25.0
96-97	6	147	36-72	.500	0-0	.000	34-52	.654	51	8.5	8	9-0	6	8	6	106	17.6
97-98	73	2457	544-1065	.511	1-4	.250	485-660	.735	775	10.6	199	204-2	64	202	192	1574	21.6
98-99	49	1554	268-527	.509	0-1	.000	239-363	.658	492	10.0	103	143-0	69	108	119	775	15.8
99-00	80	2557	528-1031	.512	0-2	.000	371-511	.726	770	9.6	142	247-1	97	164	183	1427	17.8
00-01	80	2371	400-823	.486	0-1	.000	351-470	.747	691	8.6	116	212-1	80	122	197	1151	14.4
01-02	78	2303	341-672	.507	0-0	.000	269-395	.681	647	8.3	94	193-3	86	104	140	951	12.2
02-03	64	1676	197-420	.469	0-0	.000	152-214	.710	508	7.9	61	126-1	52	83	111	546	8.5
TOT	987	34271	7365-14221	.518	25-100	.250	6035-8201	.736	10497	10.6	2441	2835-29	1388	2417	2954	20780	21.1

NBA PLAYOFFS (12 Years)

1990	10	375	89-167	.533	0-0	.000	65-96	.677	120	12.0	23	35-1	11	24	40	243	24.3
1991	4	166	35-51	.686	0-1	.000	33-38	.868	54	13.5	8	Nov-0	6	15	15	103	25.8
1993	10	421	79-170	.465	0-1	.000	73-110	.664	126	12.6	40	39-0	10	25	36	231	23.1
1994	4	146	30-73	.411	0-1	.000	20-27	.741	40	10.0	14	14-0	3	9	10	80	20.0
1995	15	623	129-289	.446	1-5	.200	121-149	.812	182	12.1	47	63-1	22	56	39	380	25.3
1996	10	353	83-161	.516	0-0	.000	70-105	.667	101	10.1	24	38-2	15	24	25	236	23.6
1998	9	353	57-134	.425	0-0	.000	61-96	.635	127	14.1	23	28-1	11	25	30	175	19.4
1999	17	600	87-180	.483	0-0	.000	91-126	.722	168	9.9	43	61-1	28	40	40	265	15.6
2000	4	155	31-83	.373	0-1	.000	32-42	.762	55	13.8	10	15-0	7	8	12	94	23.5
2001	13	409	75-159	.472	0-1	.000	66-95	.695	153	11.8	22	42-0	17	28	31	216	16.6
2002	4	81	9-19	.474	0-0	.000	0-4	.000	23	5.8	5	14-0	3	2	3	18	4.5
2003	23	539	64-118	.542	0-0	.000	52-78	.667	152	6.6	21	63-3	18	24	31	180	7.8
TOT	123	4221	768-1604	.479	1-10	.100	684-966	.708	1301	10.6	280	423-9	151	280	312	2221	18.1

NBA ALL-STAR GAMES (10 Years)

1990	1	25	7-12	.583	0-0	.000	1-2	.500	10	10.0	1	1-0	2	1	1	15	15.0
1991	1	18	6-13	.462	0-0	.000	4-5	.800	6	6.0	0	5-0	2	2	3	16	16.0
1992	1	18	7-9	.778	0-0	.000	5-8	.625	5	5.0	2	3-0	3	0	1	19	19.0
1993	1	26	7-10	.700	0-0	.000	7-12	.583	10	10.0	1	4-0	0	1	1	21	21.0
1994	1	21	6-13	.462	0-0	.000	7-10	.700	5	5.0	0	2-0	0	1	2	19	19.0
1995	1	14	3-5	.600	0-0	.000	4-6	.667	3	3.0	2	2-0	2	1	1	10	10.0
1996	1	23	8-13	.615	0-0	.000	2-2	.100	11	11.0	2	4-0	2	1	2	18	18.0
1998	1	22	3-4	.750	0-0	.000	9-10	.900	6	6.0	0	1-0	2	2	2	15	15.0
2000	1	7	0-1	.000	0-0	.000	0-0	.000	2	2.0	0	1-0	0	1	0	0	0.0
2001	1	10	3-5	.600	0-0	.000	2-4	.500	4	4.0	0	3-0	0	1	0	8	8.0
TOT	10	184	50-85	.588	0-0	.000	41-59	.695	62	6.2	8	26-0	13	11	13	141	14.1

ROBINSON, GLENN #3

6-7

F

Purdue '94

1/10/73

How Obtained: Signed as free agent, 4/4/05

How Departed: Unsigned free agent, 8/05

NBA (1 Year)

YEAR	GP	MIN	FGM-FGA	PCT	3-POINT FGM-FGA	PCT	FTM-FTA	PCT	REBS	AVG	AST	PF-DQ	STL	TO	BLK	PTS	AVG
04-05	9	157	34-77	.442	2-6	.333	20-23	.870	24	2.7	8	19-0	4	7	3	90	10.0
TOT	9	157	34-77	.442	2-6	.333	20-23	.870	24	2.7	8	19-0	4	7	3	90	10.0

NBA PLAYOFFS (1 Year)

2005	13	113	16-45	.356	3-10	.300	15-17	.882	21	1.6	1	20-0	3	6	7	50	3.8
------	----	-----	-------	------	------	------	-------	------	----	-----	---	------	---	---	---	----	-----

ROBINSON, OLIVER #1

6-4

G

Ala-Birmingham '86

3/13/60

How Obtained: Second round pick, 1982 Draft, 24th overall

How Departed: Waived, 10/18/83

NBA (1 Year)

YEAR	GP	MIN	FGM-FGA	PCT	3-POINT FGM-FGA	PCT	FTM-FTA	PCT	REBS	AVG	AST	PF-DQ	STL	TO	BLK	PTS	AVG
82-83	35	147	35-97	.361	1-11	.091	30-45	.667	17	0.5	21	18-0	4	13	2	101	2.9

FORMER SPURS STATISTICS

ROBISCH, DAVE #25

6-10 C

Kansas '71

12/22/49

How Obtained: Signed 10-day contract, 1/12/84

How Departed: Waived, 1/22/84

NBA (1 Year)

YEAR	GP	MIN	FGM-FGA	PCT	3-POINT FGM-FGA	PCT	FTM-FTA	PCT	REBS	AVG	AST	PF-DQ	STL	TO	BLK	PTS	AVG
83-84	4	37	4-8	.500	0-0	.000	0-0	.000	8	2.0	1	8-1	0	1	0	8	2.0

RODMAN, DENNIS #10

6-8 F

SE Oklahoma State '86

6/3/63

How Obtained: From Detroit, with I. Morris and future considerations, for S. Elliott and D. Wood, 10/1/93

How Departed: Traded to Chicago for Perdue and other considerations, 10/2/95

NBA (2 Years)

YEAR	GP	MIN	FGM-FGA	PCT	3-POINT FGM-FGA	PCT	FTM-FTA	PCT	REBS	AVG	AST	PF-DQ	STL	TO	BLK	PTS	AVG
93-94	79	2989	156-292	.534	5-24	.208	53-102	.520	1367	17.3	184	229-0	52	138	32	370	4.7
94-95	49	1568	137-240	.571	0-2	.000	75-111	.676	823	16.8	97	159-1	31	98	23	349	7.1
TOT	128	4557	293-532	.551	5-26	.192	128-213	.601	2190	17.1	281	388-1	83	236	55	719	5.6

NBA PLAYOFFS (2 Years)

1994	3	114	12-24	.500	0-5	.000	1-6	.167	48	16.0	2	14-0	6	6	4	25	8.3
1995	14	459	52-96	.542	0-5	.000	20-35	.571	207	14.8	18	51-1	12	25	0	124	8.9
TOT	17	573	64-120	.533	0-10	.000	21-41	.512	255	15.0	20	65-1	18	31	4	149	8.8

ROSE, MALIK #31

6-7 F

Drexel '96

11/23/74

How Obtained: Signed as free agent, 9/29/97

How Departed: Traded to New York, along with two first round picks, for Mohammed and Brewer, 2/24/05

NBA (8 Years)

YEAR	GP	MIN	FGM-FGA	PCT	3-POINT FGM-FGA	PCT	FTM-FTA	PCT	REBS	AVG	AST	PF-DQ	STL	TO	BLK	PTS	AVG
97-98	53	429	59-136	.434	1-3	.333	39-61	.639	90	1.7	19	79-1	21	44	7	158	3.0
98-99	47	608	93-201	.463	0-1	.000	98-146	.671	182	3.9	29	120-0	40	56	22	284	6.0
99-00	74	1341	176-385	.457	1-3	.333	143-198	.722	335	4.5	47	232-2	35	99	52	496	6.7
00-01	57	1219	160-368	.435	3-17	.176	114-160	.713	308	5.4	48	148-1	59	74	40	437	7.7
01-02	82	1725	293-633	.463	1-12	.083	185-257	.720	492	6.0	61	208-2	70	140	42	772	9.4
02-03	79	1933	289-630	.459	2-5	.400	242-306	.791	506	6.4	124	206-2	57	170	40	822	10.4
03-04	67	1256	173-404	.428	0-3	.000	183-225	.813	320	4.8	69	164-1	36	112	24	529	7.9
04-05	50	862	124-267	.464	0-4	.000	69-99	.697	227	4.5	41	124-1	31	56	9	317	6.3
TOT	509	9373	1367-3024	.452	8-48	.167	1073-1452	.739	2460	4.8	438	1281-10	349	751	236	3815	7.5

NBA PLAYOFFS (7 Years)

1998	5	18	4-6	.667	0-0	.000	2-4	.500	7	1.4	1	2-0	1	4	0	10	2.0
1999	17	194	14-38	.368	0-0	.000	18-26	.692	39	2.3	3	5-0	7	10	4	46	2.7
2000	4	83	8-18	.444	0-0	.000	5-9	.556	19	4.8	1	12-0	2	7	3	21	5.3
2001	13	215	23-55	.418	1-3	.333	17-20	.850	49	3.8	4	38-0	3	10	1	64	4.9
2002	10	292	46-96	.479	0-1	.000	37-50	.740	79	7.9	14	31-0	10	12	5	129	12.9
2003	24	560	75-179	.419	0-3	.000	72-94	.766	138	5.8	24	72-0	16	43	11	222	9.3
2004	7	58	4-16	.250	0-2	.000	2-4	.500	17	2.4	6	6-0	4	8	2	10	1.4
TOT	80	1420	174-408	.426	1-9	.111	153-207	.739	348	4.4	53	213-0	43	94	26	502	6.3

ROTH, SCOTT #3

6-8 F

Wisconsin '85

6/3/63

How Obtained: Signed 10-day contract, 1/4/89; Signed for season, 1/13/89

How Departed: Selected by Minnesota in the 1989 Expansion Draft, 6/15/89

NBA (1 Year)

YEAR	GP	MIN	FGM-FGA	PCT	3-POINT FGM-FGA	PCT	FTM-FTA	PCT	REBS	AVG	AST	PF-DQ	STL	TO	BLK	PTS	AVG
88-89	47	464	52-143	.364	2-10	.200	52-76	.684	56	1.2	48	55-0	19	33	4	158	3.4

ROYAL, DONALD #5

6-8 F

Notre Dame '87

5/2/66

How Obtained: Signed as free agent, 12/3/91

How Departed: Waived, 6/25/92

NBA (1 Year)

YEAR	GP	MIN	FGM-FGA	PCT	3-POINT FGM-FGA	PCT	FTM-FTA	PCT	REBS	AVG	AST	PF-DQ	STL	TO	BLK	PTS	AVG
91-92	60	718	80-178	.449	0-0	.000	92-133	.692	124	2.1	34	73-0	25	39	7	252	4.2
TOT	60	718	80-178	.449	0-0	.000	92-133	.692	124	2.1	34	73-0	25	39	7	252	4.2

1992	3	57	5-9	.556	0-0	.000	5-9	.556	12	4.0	0	7-0	2	6	2	15	5.0
------	---	----	-----	------	-----	------	-----	------	----	-----	---	-----	---	---	---	----	-----

SANDERS, FRANKIE #45

6-6 F

Southern '78

1/23/57

How Obtained: First round pick, 1978 Draft, 20th overall

How Departed: Waived, 12/78

NBA (1 Year)

YEAR	GP	MIN	FGM-FGA	PCT	3-POINT FGM-FGA	PCT	FTM-FTA	PCT	REBS	AVG	AST	PF-DQ	STL	TO	BLK	PTS	AVG
78-79	22	263	50-127	.394	—	—	32-41	.780	59	2.7	35	44-1	14	32	3	132	6.0

SANDERS, MELVIN #34

6-5 G/F

Oklahoma State '05

1/3/81

How Obtained: (1) Signed as free agent, 11/9/05. (2) Signed to a 10-day contract, 1/22/06. (3) Signed to a second 10-day contract, 3/16/06. (4) Signed as a free agent, 3/26/06.

How Departed: (1) Waived, 11/29/05. (2) Unsigned free agent, 2/1/06. (3) Waived 10/26/06.

NBA (1 Year)

YEAR	GP	MIN	FGM-FGA	PCT	3-POINT FGM-FGA	PCT	FTM-FTA	PCT	REBS	AVG	AST	PF-DQ	STL	TO	BLK	PTS	AVG
05-06	16	111	16-33	.485	2-3	.667	7-10	.700	23	1.4	92	20-0	3	8	0	41	2.6

SANDERS, MIKE #35

6-6 F

UCLA '82

5/7/60

How Obtained: Signed as free agent, 2/9/83

How Departed: Waived, 10/17/83

NBA (1 Year)

YEAR	GP	MIN	FGM-FGA	PCT	3-POINT FGM-FGA	PCT	FTM-FTA	PCT	REBS	AVG	AST	PF-DQ	STL	TO	BLK	PTS	AVG
82-83	26	393	76-157	.484	0-2	.000	31-43	.721	94	3.6	19	57-0	18	28	6	183	7.0
TOT	26	393	76-157	.484	0-2	.000	31-43	.721	94	3.6	19	57-0	18	28	6	183	7.0

1983	6	25	7-13	.538	0-0	.000	0-0	.000	9	1.5	4	3-0	0	0	0	14	2.3
------	---	----	------	------	-----	------	-----	------	---	-----	---	-----	---	---	---	----	-----

FORMER SPURS STATISTICS

SIMMONS, JONATHON #17

How Obtained: Signed as free agent, 7/22/15

How Departed: Unsigned free agent, 7/17

NBA (2 Years)

YEAR	GP	MIN	FGM-FGA	PCT	3-POINT FGM-FGA	PCT	FTM-FTA	PCT	REBS	AVG	AST	PF-DQ	STL	TO	BLK	PTS	AVG
15-16	55	813	122-242	.504	18-47	.383	69-92	.750	96	1.7	58	103-0	24	53	5	331	6.0
16-17	78	1392	177-421	.420	30-102	.294	99-132	.750	160	2.0	126	146-1	47	76	25	483	6.2
TOT	133	2205	299-663	.451	48-149	.322	168-224	.750	256	1.9	184	249-1	71	129	30	814	6.1

NBA PLAYOFFS (2 Years)

2016	3	26	4-10	.400	2-3	.667	1-2	.500	4	1.3	2	4-0	2	1	0	11	3.7
2017	15	306	62-136	.456	13-37	.351	21-31	.677	28	1.9	29	30-0	9	11	2	158	10.5
TOT	18	332	66-146	.452	15-40	.375	22-33	.667	32	1.8	31	34-0	11	12	2	169	9.4

SMART, KEITH #3

How Obtained: Claimed off waivers from Golden State, 10/21/88

How Departed: Waived, 11/10/88

NBA (1 Year)

YEAR	GP	MIN	FGM-FGA	PCT	3-POINT FGM-FGA	PCT	FTM-FTA	PCT	REBS	AVG	AST	PF-DQ	STL	TO	BLK	PTS	AVG
88-89	2	12	0-2	.000	0-1	.000	2-2	1.000	1	0.5	2	0-0	0	2	0	2	1.0

SMITH, CHARLES #54

How Obtained: From New York, with M. Williams, for Lohaus, Reid and a first round pick in '96, 2/8/96

How Departed: Waived, 1/6/98

NBA (2 Years)

YEAR	GP	MIN	FGM-FGA	PCT	3-POINT FGM-FGA	PCT	FTM-FTA	PCT	REBS	AVG	AST	PF-DQ	STL	TO	BLK	PTS	AVG
95-96	32	826	130-284	.458	0-0	.000	46-60	.767	202	6.3	36	100-1	32	45	29	306	9.6
96-97	19	329	34-84	.405	0-1	.000	20-26	.769	65	3.4	14	44-0	13	22	22	88	4.6
TOT	51	1155	164-368	.446	0-1	.000	66-86	.767	267	5.2	50	144-1	45	67	51	394	7.7

NBA PLAYOFFS (1 Year)

1996	10	165	24-48	.500	0-0	.000	3-8	.375	37	3.7	10	28-0	7	8	10	51	5.1
------	----	-----	-------	------	-----	------	-----	------	----	-----	----	------	---	---	----	----	-----

SMITH, CHARLES #5

How Obtained: Signed as free agent, 8/1/01

How Departed: Traded to Portland, with Daniels and McCaskill, for Kerr, Barkley and a second round pick in '03, 8/5/02

NBA (1 Year)

YEAR	GP	MIN	FGM-FGA	PCT	3-POINT FGM-FGA	PCT	FTM-FTA	PCT	REBS	AVG	AST	PF-DQ	STL	TO	BLK	PTS	AVG
01-02	60	1141	182-428	.425	35-131	.267	42-65	.646	133	2.2	80	114-1	52	59	44	441	7.4

NBA PLAYOFFS (1 Year)

2002	4	19	2-3	.667	0-0	.000	1-2	.500	3	0.8	2	5-0	2	3	1	5	1.3
------	---	----	-----	------	-----	------	-----	------	---	-----	---	-----	---	---	---	---	-----

SMITH, KEN #2

How Obtained: Fourth round pick, 1975 Draft

How Departed: Waived, 10/19/76

ABA (1 Year)

YEAR	GP	MIN	FGM-FGA	PCT	3-POINT FGM-FGA	PCT	FTM-FTA	PCT	REBS	AVG	AST	PF-DQ	STL	TO	BLK	PTS	AVG
75-76	19	164	34-83	.410	1-5	.200	13-16	.813	24	1.3	7	22-0	4	8	0	82	4.3

SMITH, LARRY #2

How Obtained: Signed as free agent, 8/10/92

How Departed: Retired, 5/93

NBA (1 Year)

YEAR	GP	MIN	FGM-FGA	PCT	3-POINT FGM-FGA	PCT	FTM-FTA	PCT	REBS	AVG	AST	PF-DQ	STL	TO	BLK	PTS	AVG
92-93	66	833	38-87	.437	0-0	.000	9-22	.409	268	4.1	28	133-2	23	39	16	85	1.3

NBA PLAYOFFS (1 Year)

1993	6	50	2-3	.667	0-0	.000	3-4	.750	16	2.7	1	16-0	4	1	2	7	1.2
------	---	----	-----	------	-----	------	-----	------	----	-----	---	------	---	---	---	---	-----

SMITH, ROBERT #20

How Obtained: Signed as free agent, 3/23/83

How Departed: Waived, 10/14/83

NBA (1 Year)

YEAR	GP	MIN	FGM-FGA	PCT	3-POINT FGM-FGA	PCT	FTM-FTA	PCT	REBS	AVG	AST	PF-DQ	STL	TO	BLK	PTS	AVG
82-83	7	25	5-11	.455	0-1	.000	2-2	1.000	3	0.4	2	6-0	1	3	0	12	1.7

NBA PLAYOFFS (1 Year)

1983	6	19	4-9	.444	0-1	.000	2-2	1.000	5	0.8	6	2-0	1	1	0	10	1.7
------	---	----	-----	------	-----	------	-----	-------	---	-----	---	-----	---	---	---	----	-----

SMITH, STEVE #8

How Obtained: From Portland for D. Anderson and Kerr, 7/25/01

How Departed: Unsigned free agent, 7/16/03

NBA (2 Years)

YEAR	GP	MIN	FGM-FGA	PCT	3-POINT FGM-FGA	PCT	FTM-FTA	PCT	REBS	AVG	AST	PF-DQ	STL	TO	BLK	PTS	AVG
01-02	77	2211	310-682	.455	116-246	.472	159-181	.878	193	2.5	151	158-0	54	108	15	895	11.6
02-03	53	1032	113-291	.388	39-118	.331	95-114	.833	99	1.9	70	79-0	28	43	9	360	6.8
TOT	130	3243	423-973	.435	155-364	.426	254-295	.861	292	2.2	221	294-1	82	151	24	1255	9.7

NBA PLAYOFFS (2 Years)

2002	10	298	32-87	.368	10-38	.263	29-30	.967	34	3.4	17	20-0	8	7	1	103	10.3
2003	9	66	5-24	.208	2-12	.167	4-4	1.000	7	0.8	6	3-0	1	2	0	16	1.8
TOT	19	364	37-111	.333	12-50	.240	33-34	.971	41	2.2	23	71-0	9	9	1	119	6.3

SMREK, MIKE #52

How Obtained: From L.A. Lakers for a second round pick in '90, 11/2/88

How Departed: Unsigned free agent, 7/1/89

NBA (1 Year)

YEAR	GP	MIN	FGM-FGA	PCT	3-POINT FGM-FGA	PCT	FTM-FTA	PCT	REBS	AVG	AST	PF-DQ	STL	TO	BLK	PTS	AVG
88-89	43	623	72-153	.471	0-0	.000	49-76	.645	129	3.0	12	102-2	13	48	58	193	4.5

FORMER SPURS STATISTICS

SPENCER, FELTON #16				7-0	C	Louisville '90				1/5/68							
How Obtained: Signed as free agent, 8/31/99																	
How Departed: Unsigned free agent, 8/1/00																	
NBA (1 Year)				3-POINT													
YEAR	GP	MIN	FGM-FGA	PCT	FGM-FGA	PCT	FTM-FTA	PCT	REBS	AVG	AST	PF-DQ	STL	TO	BLK	PTS	AVG
99-00	26	149	15-33	.455	0-0	.000	20-30	.667	39	1.5	3	32-0	6	9	8	50	1.9

SPLITTER, TIAGO #22				6-11		F	Brazil		1/1/85								
How Obtained: First round pick, 2007 NBA Draft, 28th overall																	
How Departed: Traded to Atlanta for a protected 2017 second round draft pick and the draft rights to Georgios Printezis																	
NBA (5 Years)				3-POINT													
YEAR	GP	MIN	FGM-FGA	PCT	3-POINT FGM-FGA	PCT	FTM-FTA	PCT	REBS	AVG	AST	PF-DQ	STL	TO	BLK	PTS	AVG
10-11	60	738	101-191	.529	0-1	.000	76-140	.543	201	3.4	26	91-0	29	32	17	278	4.6
11-12	59	1121	212-343	.618	0-0	.000	125-181	.691	306	5.2	65	134-0	21	87	47	549	9.3
12-13	81	1997	315-563	.560	0-2	.000	208-285	.730	515	6.4	130	161-2	63	100	64	838	10.3
13-14	59	1271	181-346	.523	0-3	.000	121-173	.699	363	6.2	90	117-0	29	75	31	483	8.2
14-15	52	1030	169-303	.558	0-0	.000	90-120	.750	252	4.8	78	103-0	35	60	37	428	8.2
TOT	311	6157	978-1746	.560	0-6	.000	620-899	.690	1637	5.3	389	606-2	177	354	196	2576	8.3
NBA PLAYOFFS (5 Years)																	
2011	3	50	10-16	.625	0-0	.000	0-3	.000	14	4.7	1	4-0	3	2	1	20	6.7
2012	13	168	30-47	.638	0-0	.000	16-43	.372	36	2.8	10	24-0	5	9	4	76	5.8
2013	19	388	45-84	.536	0-1	.000	26-33	.788	58	3.1	23	46-0	15	24	14	116	6.1
2014	23	516	61-100	.610	0-1	.000	51-71	.718	140	6.1	46	53-1	16	18	11	173	7.5
2015	7	123	9-24	.375	0-0	.000	6-19	.316	31	4.4	9	17-0	4	7	1	24	3.4
TOT	65	1245	155-271	.572	0-2	.000	99-169	.586	279	4.3	89	144-1	43	60	31	409	6.3

STOUDAMIRE, DAMON #3										5-10	G	Arizona '95	9/3/73				
How Obtained: Signed as free agent, 2/3/08																	
How Departed: Unsigned free agent, 7/08																	
NBA (1 Year)																	
YEAR	GP	MIN	FGM-FGA	PCT	3-POINT FGM-FGA	PCT	FTM-FTA	PCT	REBS	AVG	AST	PF-DQ	STL	TO	BLK	PTS	AVG
07-08	31	413	43-143	.301	14-55	.255	6-8	.750	47	1.4	53	30-0	11	30	2	106	3.4
NBA PLAYOFFS (1 Year)																	
2008	7	35	5-15	.333	1-4	.250	2-3	.667	7	1.0	2	0-0	1	1	0	13	1.9

STRICKLAND, ROD #1										6-3	G	DePaul '88	7/11/66				
How Obtained: From New York for Cheeks, 2/21/90																	
How Departed: Unsigned free agent, 7/1/92																	
NBA (3 Years)																	
YEAR	GP	MIN	FGM-FGA	PCT	3-POINT FGM-FGA	PCT	FTM-FTA	PCT	REBS	AVG	AST	PF-DQ	STL	TO	BLK	PTS	AVG
89-90	31	1121	173-370	.468	2-9	.222	91-148	.615	133	4.3	249	89-3	57	85	6	439	14.2
90-91	58	2076	314-651	.482	11-33	.333	161-211	.763	219	3.8	463	125-0	117	156	11	800	13.8
91-92	57	2053	300-659	.455	5-15	.333	182-265	.687	265	4.6	491	122-0	118	160	17	787	13.8
TOT	146	5250	787-1680	.469	18-57	.316	434-624	.696	617	4.2	1203	336-3	292	401	34	2026	13.9
NBA PLAYOFFS (3 Years)																	
1990	10	384	54-127	.425	0-7	.000	15-27	.556	53	5.3	112	30-2	14	34	0	123	12.3
1991	4	168	29-67	.433	0-6	.000	17-21	.810	21	5.3	35	14-0	9	13	0	75	18.8
1992	2	80	13-22	.591	0-0	.000	5-8	.625	7	3.5	19	8-0	3	6	2	31	15.5
TOT	16	632	96-216	.444	0-13	.000	37-56	.661	81	5.1	166	52-0	26	53	2	229	14.3

STROEDER, JOHN #32				6-10		C	Montana '80				7/24/58						
How Obtained: Signed as free agent, 11/10/88																	
How Departed: Waived, 11/14/88																	
NBA (1 Year)				3-POINT													
YEAR	GP	MIN	FGM-FGA	PCT	FGM-FGA	PCT	FTM-FTA	PCT	REBS	AVG	AST	PF-DQ	STL	TO	BLK	PTS	AVG
88-89	1	2	0-0	.000	0-0	.000	0-0	.000	0	0.0	0	2-0	0	1	0	0	0.0

SUNDVOLD, JON #20				6-2		G	Missouri '83				7/2/61						
How Obtained: From Seattle for a second round pick in '86, 10/23/85																	
How Departed: Selected by Miami in the 1988 Expansion Draft, 6/23/88																	
NBA (3 Years)																	
YEAR	GP	MIN	FGM-FGA	PCT	3-POINT FGM-FGA	PCT	FTM-FTA	PCT	REBS	AVG	AST	PF-DQ	STL	TO	BLK	PTS	AVG
85-86 <td>70<td>1150<td>220-476<td>.462<td>21-60<td>.350<td>39-48<td>.813<td>80<td>1.1<td>261<td>110-0<td>34<td>85<td>0<td>500<td>7.1</td></td></td></td></td></td></td></td></td></td></td></td></td></td></td></td></td>	70 <td>1150<td>220-476<td>.462<td>21-60<td>.350<td>39-48<td>.813<td>80<td>1.1<td>261<td>110-0<td>34<td>85<td>0<td>500<td>7.1</td></td></td></td></td></td></td></td></td></td></td></td></td></td></td></td>	1150 <td>220-476<td>.462<td>21-60<td>.350<td>39-48<td>.813<td>80<td>1.1<td>261<td>110-0<td>34<td>85<td>0<td>500<td>7.1</td></td></td></td></td></td></td></td></td></td></td></td></td></td></td>	220-476 <td>.462<td>21-60<td>.350<td>39-48<td>.813<td>80<td>1.1<td>261<td>110-0<td>34<td>85<td>0<td>500<td>7.1</td></td></td></td></td></td></td></td></td></td></td></td></td></td>	.462 <td>21-60<td>.350<td>39-48<td>.813<td>80<td>1.1<td>261<td>110-0<td>34<td>85<td>0<td>500<td>7.1</td></td></td></td></td></td></td></td></td></td></td></td></td>	21-60 <td>.350<td>39-48<td>.813<td>80<td>1.1<td>261<td>110-0<td>34<td>85<td>0<td>500<td>7.1</td></td></td></td></td></td></td></td></td></td></td></td>	.350 <td>39-48<td>.813<td>80<td>1.1<td>261<td>110-0<td>34<td>85<td>0<td>500<td>7.1</td></td></td></td></td></td></td></td></td></td></td>	39-48 <td>.813<td>80<td>1.1<td>261<td>110-0<td>34<td>85<td>0<td>500<td>7.1</td></td></td></td></td></td></td></td></td></td>	.813 <td>80<td>1.1<td>261<td>110-0<td>34<td>85<td>0<td>500<td>7.1</td></td></td></td></td></td></td></td></td>	80 <td>1.1<td>261<td>110-0<td>34<td>85<td>0<td>500<td>7.1</td></td></td></td></td></td></td></td>	1.1 <td>261<td>110-0<td>34<td>85<td>0<td>500<td>7.1</td></td></td></td></td></td></td>	261 <td>110-0<td>34<td>85<td>0<td>500<td>7.1</td></td></td></td></td></td>	110-0 <td>34<td>85<td>0<td>500<td>7.1</td></td></td></td></td>	34 <td>85<td>0<td>500<td>7.1</td></td></td></td>	85 <td>0<td>500<td>7.1</td></td></td>	0 <td>500<td>7.1</td></td>	500 <td>7.1</td>	7.1
86-87 <td>76<td>1765<td>365-751<td>.486<td>50-149<td>.336<td>70-84<td>.833<td>98<td>1.3<td>315<td>109-1<td>35<td>97<td>0<td>850<td>11.2</td></td></td></td></td></td></td></td></td></td></td></td></td></td></td></td></td>	76 <td>1765<td>365-751<td>.486<td>50-149<td>.336<td>70-84<td>.833<td>98<td>1.3<td>315<td>109-1<td>35<td>97<td>0<td>850<td>11.2</td></td></td></td></td></td></td></td></td></td></td></td></td></td></td></td>	1765 <td>365-751<td>.486<td>50-149<td>.336<td>70-84<td>.833<td>98<td>1.3<td>315<td>109-1<td>35<td>97<td>0<td>850<td>11.2</td></td></td></td></td></td></td></td></td></td></td></td></td></td></td>	365-751 <td>.486<td>50-149<td>.336<td>70-84<td>.833<td>98<td>1.3<td>315<td>109-1<td>35<td>97<td>0<td>850<td>11.2</td></td></td></td></td></td></td></td></td></td></td></td></td></td>	.486 <td>50-149<td>.336<td>70-84<td>.833<td>98<td>1.3<td>315<td>109-1<td>35<td>97<td>0<td>850<td>11.2</td></td></td></td></td></td></td></td></td></td></td></td></td>	50-149 <td>.336<td>70-84<td>.833<td>98<td>1.3<td>315<td>109-1<td>35<td>97<td>0<td>850<td>11.2</td></td></td></td></td></td></td></td></td></td></td></td>	.336 <td>70-84<td>.833<td>98<td>1.3<td>315<td>109-1<td>35<td>97<td>0<td>850<td>11.2</td></td></td></td></td></td></td></td></td></td></td>	70-84 <td>.833<td>98<td>1.3<td>315<td>109-1<td>35<td>97<td>0<td>850<td>11.2</td></td></td></td></td></td></td></td></td></td>	.833 <td>98<td>1.3<td>315<td>109-1<td>35<td>97<td>0<td>850<td>11.2</td></td></td></td></td></td></td></td></td>	98 <td>1.3<td>315<td>109-1<td>35<td>97<td>0<td>850<td>11.2</td></td></td></td></td></td></td></td>	1.3 <td>315<td>109-1<td>35<td>97<td>0<td>850<td>11.2</td></td></td></td></td></td></td>	315 <td>109-1<td>35<td>97<td>0<td>850<td>11.2</td></td></td></td></td></td>	109-1 <td>35<td>97<td>0<td>850<td>11.2</td></td></td></td></td>	35 <td>97<td>0<td>850<td>11.2</td></td></td></td>	97 <td>0<td>850<td>11.2</td></td></td>	0 <td>850<td>11.2</td></td>	850 <td>11.2</td>	11.2
87-88 <td>52<td>1024<td>176-379<td>.464<td>26-64<td>.406<td>43-48<td>.896<td>48<td>0.9<td>183<td>54-0<td>27<td>56<td>2<td>421<td>8.1</td></td></td></td></td></td></td></td></td></td></td></td></td></td></td></td></td>	52 <td>1024<td>176-379<td>.464<td>26-64<td>.406<td>43-48<td>.896<td>48<td>0.9<td>183<td>54-0<td>27<td>56<td>2<td>421<td>8.1</td></td></td></td></td></td></td></td></td></td></td></td></td></td></td></td>	1024 <td>176-379<td>.464<td>26-64<td>.406<td>43-48<td>.896<td>48<td>0.9<td>183<td>54-0<td>27<td>56<td>2<td>421<td>8.1</td></td></td></td></td></td></td></td></td></td></td></td></td></td></td>	176-379 <td>.464<td>26-64<td>.406<td>43-48<td>.896<td>48<td>0.9<td>183<td>54-0<td>27<td>56<td>2<td>421<td>8.1</td></td></td></td></td></td></td></td></td></td></td></td></td></td>	.464 <td>26-64<td>.406<td>43-48<td>.896<td>48<td>0.9<td>183<td>54-0<td>27<td>56<td>2<td>421<td>8.1</td></td></td></td></td></td></td></td></td></td></td></td></td>	26-64 <td>.406<td>43-48<td>.896<td>48<td>0.9<td>183<td>54-0<td>27<td>56<td>2<td>421<td>8.1</td></td></td></td></td></td></td></td></td></td></td></td>	.406 <td>43-48<td>.896<td>48<td>0.9<td>183<td>54-0<td>27<td>56<td>2<td>421<td>8.1</td></td></td></td></td></td></td></td></td></td></td>	43-48 <td>.896<td>48<td>0.9<td>183<td>54-0<td>27<td>56<td>2<td>421<td>8.1</td></td></td></td></td></td></td></td></td></td>	.896 <td>48<td>0.9<td>183<td>54-0<td>27<td>56<td>2<td>421<td>8.1</td></td></td></td></td></td></td></td></td>	48 <td>0.9<td>183<td>54-0<td>27<td>56<td>2<td>421<td>8.1</td></td></td></td></td></td></td></td>	0.9 <td>183<td>54-0<td>27<td>56<td>2<td>421<td>8.1</td></td></td></td></td></td></td>	183 <td>54-0<td>27<td>56<td>2<td>421<td>8.1</td></td></td></td></td></td>	54-0 <td>27<td>56<td>2<td>421<td>8.1</td></td></td></td></td>	27 <td>56<td>2<td>421<td>8.1</td></td></td></td>	56 <td>2<td>421<td>8.1</td></td></td>	2 <td>421<td>8.1</td></td>	421 <td>8.1</td>	8.1
TOT	198	3939	761-1606	.474	97-273	.355	152-180	.844	226	1.1	759	273-1	96	239	2	1771	8.9
NBA PLAYOFFS (2 Years)																	
1986	3	43	7-18	.389	1-6	.167	1-1	1.000	1	0.3	5	1-0	0	5	0	16	5.3
1988	3	90	15-30	.500	3-9	.333	2-3	.667	4	1.3	15	3-0	4	3	0	35	11.7
TOT	6	133	22-48	.458	4-15	.267	3-4	.750	5	0.8	20	4-0	4	8	0	51	8.5

SUTTON, GREG #23				6-2	G	Oral Roberts '91				12/3/67							
How Obtained: Second round pick, 1991 Draft, 49th overall																	
How Departed: Waived, 11/3/92																	
NBA (1 Year)				3-POINT													
YEAR	GP	MIN	FGM-FGA	PCT	FGM-FGA	PCT	FTM-FTA	PCT	REBS	AVG	AST	PF-DQ	STL	TO	BLK	PTS	AVG
91-92	67	601	93-240	.388	26-89	.292	34-45	.756	47	0.7	91	111-0	26	70	9	246	3.7
NBA PLAYOFFS (1 Year)																	
1992	2	15	2-6	.333	0-2	.000	3-3	1.000	0	0.0	2	3-0	1	0	1	7	3.5

SWIFT, HARLEY #21				6-3	G	East Tennessee State '69				6/19/46							
How Obtained: Obtained by Dallas in ABA Dispersal Draft (Pittsburgh), 1972																	
How Departed: Waived, 11/12/73																	
ABA (1 Year)				3-POINT													
YEAR	GP	MIN	FGM-FGA	PCT	FGM-FGA	PCT	FTM-FTA	PCT	REBS	AVG	AST	PF-DQ	STL	TO	BLK	PTS	AVG
73-74	16	153	23-67	.343	1-12	.083	16-20	.800	16	1.0	15	26-0	3	13	0	63	3.9

FORMER SPURS STATISTICS

TEMPLE, COLLIS #40

6-8 F LSU '74

11/8/52

How Obtained: Third round pick, 1974 ABA Draft

How Departed: Waived, 1/26/75

ABA (1 Year)

YEAR	GP	MIN	FGM-FGA	PCT	3-POINT FGM-FGA	PCT	FTM-FTA	PCT	REBS	AVG	AST	PF-DQ	STL	TO	BLK	PTS	AVG
74-75	24	102	17-41	.415	0-1	.000	8-10	.800	31	1.2	15	29-0	4	12	4	42	1.8

TEMPLE, GARRETT #2

6-6 G

Lousiana State '09

5/8/86

How Obtained: Signed as free agent, 3/23/10

How Departed: Waived, 7/29/10

NBA (2 Years)

YEAR	GP	MIN	FGM-FGA	PCT	3-POINT FGM-FGA	PCT	FTM-FTA	PCT	REBS	AVG	AST	PF-DQ	STL	TO	BLK	PTS	AVG
09-10	13	193	28-64	.438	10-23	.435	14-21	.667	14	1.1	12	25-1	8	11	2	80	6.2
10-11	3	21	1-5	.200	0-1	0.000	0-2	0.000	2	0.7	2	2-0	1	1	1	2	0.7
TOT	16	214	29-69	.420	10-24	.417	14-23	.609	16	1.0	14	48-0	9	12	3	82	5.1

NBA PLAYOFFS (1 Year)

09-10	6	15	1-3	.333	1-1	1.000	1-3	.333	2	0.3	2	1-0	1	2	0	4	0.7
-------	---	----	-----	------	-----	-------	-----	------	---	-----	---	-----	---	---	---	---	-----

TERRY, CHUCK #30

6-6 F

Long Beach State '72

9/27/50

How Obtained: Signed as free agent, 1973

How Departed: Traded to New York Nets, with Warren, K. Hughes and R. Jones, for Paultz, 9/8/75

ABA (2 Years)

YEAR	GP	MIN	FGM-FGA	PCT	3-POINT FGM-FGA	PCT	FTM-FTA	PCT	REBS	AVG	AST	PF-DQ	STL	TO	BLK	PTS	AVG
73-74	61	1093	132-294	.449	1-2	.500	36-41	.878	166	2.7	72	139-0	18	33	5	301	4.9
74-75	79	1186	148-313	.473	3-8	.375	39-53	.736	217	2.7	69	146-0	37	37	3	338	4.3
TOT	140	2279	280-607	.461	4-10	.400	75-94	.798	383	2.7	141	285-0	55	70	8	639	4.6

NBA PLAYOFFS (2 Years)

1974	7	112	11-24	.458	0-0	.000	4-6	.667	24	3.4	7	9-0	0	—	—	26	3.7
------	---	-----	-------	------	-----	------	-----	------	----	-----	---	-----	---	---	---	----	-----

1975	5	123	12-25	.480	0-0	.000	3-4	.750	19	3.8	2	14-0	3	1	1	27	5.4
------	---	-----	-------	------	-----	------	-----	------	----	-----	---	------	---	---	---	----	-----

TOT	12	235	23-49	.469	0-0	.000	7-10	.700	43	3.6	9	23-0	3	1	1	53	4.4
------------	-----------	------------	--------------	-------------	------------	-------------	-------------	-------------	-----------	------------	----------	-------------	----------	----------	----------	-----------	------------

THIRDKILL, DAVID #22

6-7 F/G

Bradley '82

4/12/60

How Obtained: Signed as free agent, 4/10/85

How Departed: Waived, 7/2/85

NBA (1 Year)

YEAR	GP	MIN	FGM-FGA	PCT	3-POINT FGM-FGA	PCT	FTM-FTA	PCT	REBS	AVG	AST	PF-DQ	STL	TO	BLK	PTS	AVG
84-85	2	52	5-11	.455	0-0	.000	5-6	.833	7	3.5	3	5-0	2	2	1	15	7.5

NBA PLAYOFFS (1 Year)

1985	5	22	1-4	.250	0-2	.000	2-4	.500	2	0.4	2	4-0	0	4	0	4	0.8
------	---	----	-----	------	-----	------	-----	------	---	-----	---	-----	---	---	---	---	-----

THOMAS, KURT #40

6-9 F/C

TCU '95

10/4/72

How Obtained: From Seattle for Barry, Elson and a first round pick in '09, 2/20/07

How Departed: Traded to Milwaukee, along with K. Thomas, as part of the Jefferson trade, 6/23/09

NBA (2 Years)

YEAR	GP	MIN	FGM-FGA	PCT	3-POINT FGM-FGA	PCT	FTM-FTA	PCT	REBS	AVG	AST	PF-DQ	STL	TO	BLK	PTS	AVG
07-08	28	524	56-125	.448	0-1	.000	14-24	.583	138	4.9	14	57-0	21	18	14	126	4.5
08-09	79	1404	153-304	.503	0-2	.000	37-45	.822	405	5.1	66	170-0	34	42	58	343	4.3
TOT	107	1928	209-429	.487	0-3	.000	51-69	.739	543	5.1	80	227-0	55	60	72	469	4.4

NBA PLAYOFFS (2 Years)

07-08	17	268	32-70	.457	0-0	.000	5-7	.714	84	4.9	6	46-2	2	13	6	69	4.1
-------	----	-----	-------	------	-----	------	-----	------	----	-----	---	------	---	----	---	----	-----

08-09	5	80	5-11	.455	0-0	.000	3-4	.750	23	4.6	2	13-0	1	4	2	13	2.6
-------	---	----	------	------	-----	------	-----	------	----	-----	---	------	---	---	---	----	-----

TOT	22	348	37-81	.457	0-0	.000	8-11	.727	107	4.9	8	59-2	3	17	8	82	3.7
------------	-----------	------------	--------------	-------------	------------	-------------	-------------	-------------	------------	------------	----------	-------------	----------	-----------	----------	-----------	------------

THOMAS, MALCOLM #23

6-9 F

San Diego State '11

11/8/88

How Obtained: Signed as a free agent on 1/11/12

How Departed: Waived on 2/7/12

NBA (1 Year)

YEAR	GP	MIN	FGM-FGA	PCT	3-POINT FGM-FGA	PCT	FTM-FTA	PCT	REBS	AVG	AST	PF-DQ	STL	TO	BLK	PTS	AVG
11-12	3	0	0-3	.000	0-0	.000	1-2	.500	3	1.0	1	0-0	1	0	1	1	0.3

13-14	1	15	1-4	.250	0-0	.000	0-2	.000	9	0	0	0-0	0	1	2	2	2.0
-------	---	----	-----	------	-----	------	-----	------	---	---	---	-----	---	---	---	---	-----

THOMPSON, MYCHAL #43

6-10 C/F

Minnesota '72

1/31/55

How Obtained: From Portland, with the rights to Krystkowiak, for S. Johnson, 6/19/86

How Departed: Traded to L.A. Lakers for Brinkowski, Gudmundsson, a first round pick in '87, a second round pick in '90 and cash, 2/13/87

NBA (1 Year)

YEAR	GP	MIN	FGM-FGA	PCT	3-POINT FGM-FGA	PCT	FTM-FTA	PCT	REBS	AVG	AST	PF-DQ	STL	TO	BLK	PTS	AVG
86-87	49	1210	230-528	.436	1-1	1.000	144-196	.735	276	5.6	87	117-0	31	77	41	605	12.3

TOLLIVER, ANTHONY #35

6-8 F

Creighton '08

6/1/85

How Obtained: Signed as free agent, 7/23/08

How Departed: Waived, 1/7/09

NBA (1 Year)

YEAR	GP	MIN	FGM-FGA	PCT	3-POINT FGM-FGA	PCT	FTM-FTA	PCT	REBS	AVG	AST	PF-DQ	STL	TO	BLK	PTS	AVG
08-09	19	208	19-65	.292	9-41	.220	5-10	.500	41	2.2	17	16-0	5	7	1	52	2.7

08-09	19	208	19-65	.292	9-41	.220	5-10	.500	41	2.2	17	16-0	5	7	1	52	2.7
-------	----	-----	-------	------	------	------	------	------	----	-----	----	------	---	---	---	----	-----

TOWNES, LINTON #2

6-7 F

James Madison '82

11/30/59

How Obtained: Signed as free agent, 4/12/85

How Departed: Waived, 7/16/85

NBA (1 Year)

YEAR	GP	MIN	FGM-FGA	PCT	3-POINT FGM-FGA	PCT	FTM-FTA	PCT	REBS	AVG	AST	PF-DQ	STL	TO	BLK	PTS	AVG
84-85	1	8	0-6	.000	0-0	.000	2-2	1.000	1	1.0	0	1-0	0	0	0	2	2.0

NBA PLAYOFFS (1 Year)

1985	2	6	4-8	.500	0-1	.000	0-0	.000	3	1.5	0	1-0	0	0	0	8	4.0
------	---	---	-----	------	-----	------	-----	------	---	-----	---	-----	---	---	---	---	-----

FORMER SPURS STATISTICS

TUCKER, TRENT #6				6-5		G		Minnesota '82								12/20/59	
How Obtained: Signed 10-day contract, 2/27/92; Signed 10-day contract, 3/7/92; Signed for season, 3/18/92																	
How Departed: Unsigned free agent, 7/1/92																	
NBA (1 Year)				3-POINT													
YEAR	GP	MIN	FGM-FGA	PCT	FGM-FGA	PCT	FTM-FTA	PCT	REBS	AVG	AST	PF-DQ	STL	TO	BLK	PTS	AVG
91-92	24	415	60-129	.465	19-48	.396	16-20	.800	37	1.5	27	39-0	21	14	3	155	6.5
NBA PLAYOFFS (1 Year)																	
1992	3	38	6-14	.429	1-5	.200	1-1	1.000	3	1.0	2	3-0	0	3	0	14	4.7

TURKOGLU, HEDO #14					6-10		G/F	Turkey		3/19/79							
How Obtained: From Sacramento as part of a three-team trade, 7/24/03																	
How Departed: Unsigned free agent, 7/14/04																	
NBA (1 Year)				3-POINT													
YEAR	GP	MIN	FGM-FGA	PCT	3-POINT FGM-FGA	PCT	FTM-FTA	PCT	REBS	AVG	AST	PF-DQ	STL	TO	BLK	PTS	AVG
03-04	80	2073	262-645	.406	101-241	.419	114-161	.708	358	4.5	154	165-0	80	94	32	739	9.2
NBA PLAYOFFS (1 Year)																	
2004	10	271	26-81	.321	14-42	.333	11-18	.611	45	4.5	15	20-0	9	16	1	77	7.7

UDOKA, IME #5										6-6		F	Portland State '00				8/9/77			
How Obtained: Signed as free agent, 8/13/07																				
How Departed: Unsigned free agent, 8/09																				
NBA (3 Years)																				
YEAR	GP	MIN	FGM-FGA	PCT	3-POINT FGM-FGA	PCT	FTM-FTA	PCT	REBS	AVG	AST	PF-DQ	STL	TO	BLK	PTS	AVG			
07-08	73	1316	159-375	.424	61-165	.370	44-58	.759	228	3.1	63	127-1	56	58	17	423	5.8			
09-10	67	1035	110-287	.383	41-125	.328	28-46	.609	187	2.8	54	86-0	36	38	12	289	4.3			
10-11	20	130	5-21	.238	0-8	0.000	4-8	.500	19	1.0	13	14-0	8	5	1	14	0.7			
TOT	160	2481	274-683	.401	102-298	.342	76-112	.679	434	2.7	130	227-1	100	101	30	726	4.5			
NBA PLAYOFFS (2 Years)																				
07-08	16	236	33-71	.465	16-40	.400	5-7	.714	47	2.9	17	25-0	11	11	2	87	5.4			
08-09	5	104	7-20	.350	1-8	.125	2-5	.400	23	4.6	4	14-0	4	2	1	17	3.4			
TOT	21	340	40-91	.440	17-48	.354	7-12	.583	70	3.3	21	39-0	15	13	3	104	5.0			

UDRIH, BENO #14				6-3		G	Slovenia				7/5/82						
How Obtained: First Round Pick, 2004 NBA Draft, 28th overall																	
How Departed: Traded to Minnesota for a protected 2008 second round draft pick, 10/29/07																	
NBA (3 Years)				3-POINT													
YEAR	GP	MIN	FGM-FGA	PCT	FGM-FGA	PCT	FTM-FTA	PCT	REBS	AVG	AST	PF-DQ	STL	TO	BLK	PTS	AVG
04-05	80	1149	173-390	.444	58-142	.408	67-89	.753	83	1.0	150	96-0	41	77	10	471	5.9
05-06	54	586	106-233	.455	24-70	.343	39-50	.780	52	1.0	92	55-0	14	53	2	275	5.1
06-07	73	948	127-344	.369	33-115	.287	53-60	.880	82	2.1	122	70-0	27	56	1	340	4.7
TOT	207	2683	406-967	.420	115-327	.352	159-199	.799	217	1.0	364	221-0	82	186	13	1086	5.2
NBA PLAYOFFS (3 Years)																	
04-05	21	241	28-78	.359	10-37	.270	12-14	.857	17	0.8	22	20-0	9	20	1	78	3.7
05-06	7	47	10-30	.333	1-6	.167	4-5	.800	4	0.6	8	8-0	0	3	0	25	3.6
06-07	8	20	0-6	.000	0-2	.000	22	1.000	1	0.1	1	2-0	0	3	0	2	0.3
TOT	36	308	38-114	.333	11-45	.244	18-21	.857	22	0.6	31	30-0	9	26	1	105	2.9

VAN EXEL, NICK #31					6-1	G	Cincinnati '93					11/27/71					
How Obtained: Signed as free agent, 8/29/05																	
How Departed: Unsigned free agent, 7/06																	
NBA (1 Year)					3-POINT												
YEAR	GP	MIN	FGM-FGA	PCT	FGM-FGA	PCT	FTM-FTA	PCT	REBS	AVG	AST	PF-DQ	STL	TO	BLK	PTS	AVG
05-06	65	986	136-343	.397	55-154	.357	28-41	.683	91	1.4	123	60-0	16	57	3	355	5.5
NBA PLAYOFFS (1 Year)																	
2006	12	133	7-32	.219	3-10	.300	9-9	.100	12	1.0	17	14-0	3	5	2	26	2.2

VAN ZANT, DENNIS #30					6-9	F	Azusa Pacific '75					6/1/52					
How Obtained: Signed as free agent, 7/3/75																	
How Departed: Waived, 10/75																	
ABA (1 Year)					3-POINT												
YEAR	GP	MIN	FGM-FGA	PCT	FGM-FGA	PCT	FTM-FTA	PCT	REBS	AVG	AST	PF-DQ	STL	TO	BLK	PTS	AVG
75-76	1	2	0-0	.000	0-0	.000	2-2	1.000	1	1.0	0	1-0	0	0	0	2	2.0

VAUGHN, JACQUE # 11										6-1		G	Kansas '97				2/11/75			
How Obtained: Signed as free agent, 7/12/06																				
How Departed: Unsigned free agent, 8/09																				
NBA (3 Years)																				
YEAR	GP	MIN	FGM-FGA	PCT	3-POINT FGM-FGA	PCT	FTM-FTA	PCT	REBS	AVG	AST	PF-DQ	STL	TO	BLK	PTS	AVG			
06-07	64	760	71-167	.425	1-2	.500	49-65	.754	68	1.1	131	74-0	24	40	2	192	3.0			
07-08	74	1139	121-283	.428	3-10	.300	61-80	.763	74	1.0	159	97-0	23	54	1	306	4.1			
08-09	30	292	24-75	.320	1-1	1.000	16-18	.889	22	0.7	55	26-0	6	15	0	65	2.2			
TOT	168	2191	216-525	.411	5-13	.385	126-163	.773	164	1.0	345	197-0	53	109	3	563	3.4			
NBA PLAYOFFS (3 Years)																				
06-07	20	208	20-50	.400	0-0	.000	3-6	.500	9	0.5	28	24-0	4	11	0	43	2.2			
07-08	14	91	6-22	.273	0-1	.000	0-0	.000	9	0.6	8	17-0	2	7	0	12	0.9			
08-09	2	21	2-5	.400	0-0	.000	3-6	.500	0	0.0	4	0-0	1	0	0	7	3.5			
TOT	36	320	28-77	.364	0-1	.000	6-12	.500	18	0.5	40	41-0	7	18	0	62	1.7			

VINCENT, JAY #31					6-7		F	Michigan State '81					6/10/59				
How Obtained: From Denver, with Natt, for Greenwood and D. Cook, 1/26/89																	
How Departed: Traded to Philadelphia, with Dawkins, for Cheeks, Wingate and Welp, 8/28/89																	
NBA (1 Year)					3-POINT												
YEAR	GP	MIN	FGM-FGA	PCT	FGM-FGA	PCT	FTM-FTA	PCT	REBS	AVG	AST	PF-DQ	STL	TO	BLK	PTS	AVG
88-89	24	551	91-219	.416	0-1	.000	35-51	.686	92	3.8	22	52-0	5	37	3	217	9.0

FORMER SPURS STATISTICS

WALKER, SAMAKI #55, #52

6-9 F

Louisville '98

2/25/76

How Obtained: Signed as free agent, 8/26/99

How Departed: Waived, 6/29/01

NBA (2 Years)

YEAR	GP	MIN	FGM-FGA	PCT	3-POINT FGM-FGA	PCT	FTM-FTA	PCT	REBS	AVG	AST	PF-DQ	STL	TO	BLK	PTS	AVG
99-00	71	980	137-305	.449	0-0	.000	86-126	.683	272	3.8	38	108-1	10	64	35	360	5.1
00-01	61	963	121-252	.480	1-3	.333	78-124	.629	243	4.0	29	103-0	10	68	41	321	5.3
TOT	132	1943	258-557	.463	1-3	.333	164-50	.656	515	3.9	67	211-1	20	132	76	681	5.2
NBA PLAYOFFS (2 Years)																	
2000	4	121	14-31	.452	0-0	.000	8-12	.667	45	11.3	2	13-0	1	8	12	36	9.0
2001	12	76	5-15	.333	0-0	.000	4-8	.500	14	1.2	3	12-0	1	1	1	14	1.2
TOT	16	197	19-46	.413	0-0	.000	12-20	.600	59	3.7	5	25-0	2	9	13	50	3.1

WARD, CHARLIE #17

6-2 G

Florida State '94

10/12/70

How Obtained: Signed as free agent, 1/9/04

How Departed: Unsigned free agent, 7/14/04

NBA (1 Year)

YEAR	GP	MIN	FGM-FGA	PCT	3-POINT FGM-FGA	PCT	FTM-FTA	PCT	REBS	AVG	AST	PF-DQ	STL	TO	BLK	PTS	AVG
03-04	36	425	45-130	.346	25-68	.368	4-6	.667	48	1.3	45	33-0	17	27	3	119	3.3
NBA PLAYOFFS (1 Year)																	
2004	5	13	4-6	.667	3-3	1.000	0-0	.000	0	0.0	1	2-0	2	2	0	11	2.2

WARD, HENRY #15

6-4 F

Jackson State '75

1/30/52

How Obtained: Seventh round pick, 1975 ABA Draft

How Departed: Waived, 10/17/77

ABA (1 Year)

YEAR	GP	MIN	FGM-FGA	PCT	3-POINT FGM-FGA	PCT	FTM-FTA	PCT	REBS	AVG	AST	PF-DQ	STL	TO	BLK	PTS	AVG
75-76	61	688	154-333	.462	6-23	.261	16-27	.593	140	2.3	35	99-0	16	45	10	330	5.4
NBA (1 Year)																	
76-77	27	171	34-90	.378	—	—	15-17	.882	33	1.2	6	30-0	6	—	5	83	3.1
ABA PLAYOFFS (1 Year)																	
1976	5	18	4-12	.333	2-2	1.000	0-0	.000	2	0.4	0	6-0	1	1	1	10	2.0
NBA PLAYOFFS (1 Year)																	
1977	1	1	2-3	.667	—	—	0-0	.000	0	0.0	0	0-0	0	0	0	4	4.0

WARREN, BOBBY #21

6-5 G

Vanderbilt '68

7/17/46

How Obtained: From Utah for cash and draft pick, 1/74

How Departed: Traded to New York Nets, with R. Jones, C. Terry, and K. Hughes, for Paultz, 9/8/75

ABA (2 Years)

YEAR	GP	MIN	FGM-FGA	PCT	3-POINT FGM-FGA	PCT	FTM-FTA	PCT	REBS	AVG	AST	PF-DQ	STL	TO	BLK	PTS	AVG
73-74	36	486	61-134	.459	0-1	.000	32-35	.914	61	1.7	38	40-0	9	30	5	154	4.3
74-75	71	992	127-265	.479	2-7	.286	77-91	.846	112	1.6	91	109-0	35	68	9	333	4.7
TOT	107	1478	188-399	.471	2-8	.250	109-126	.865	173	1.6	129	149-0	44	98	14	487	4.6
ABA PLAYOFFS (2 Years)																	
1974	7	133	14-29	.483	0-0	.000	8-8	1.000	21	3.0	9	21-0	2	—	—	36	5.1
1975	1	5	0-1	.000	0-0	.000	0-0	.000	0	0.0	0	0-0	0	1	0	0	0.0
TOT	8	138	14-30	.467	0-0	.000	8-8	1.000	21	2.6	9	21-0	2	1	0	36	4.5

WASHINGTON, DARIUS #35

6-2 G

Memphis '08

12/6/85

How Obtained: Signed as free agent, 10/1/07

How Departed: Waived, 12/28/07

NBA (1 Year)

YEAR	GP	MIN	FGM-FGA	PCT	3-POINT FGM-FGA	PCT	FTM-FTA	PCT	REBS	AVG	AST	PF-DQ	STL	TO	BLK	PTS	AVG
07-08	18	146	21-48	.438	4-12	.333	7-13	.538	20	1.1	15	16-0	5	14	0	53	2.9

WEIDNER, BRANT #25

6-9 F

William & Mary '83

10/28/60

How Obtained: Fourth round pick, 1983 Draft, 90th overall

How Departed: Waived, 7/19/84

NBA (1 Year)

YEAR	GP	MIN	FGM-FGA	PCT	3-POINT FGM-FGA	PCT	FTM-FTA	PCT	REBS	AVG	AST	PF-DQ	STL	TO	BLK	PTS	AVG
83-84	8	38	2-9	.222	0-0	.000	4-4	1.000	11	1.4	0	5-0	0	2	2	8	1.0

WELP, CHRISTIAN #42

7-0 C

Washington '87

1/2/64

How Obtained: From Philadelphia, with Cheeks and Wingate, for Dawkins and Vincent, 8/28/89

How Departed: Traded to Golden State for Blab, 2/22/90

NBA (1 Year)

YEAR	GP	MIN	FGM-FGA	PCT	3-POINT FGM-FGA	PCT	FTM-FTA	PCT	REBS	AVG	AST	PF-DQ	STL	TO	BLK	PTS	AVG
89-90	13	56	7-23	.304	0-0	.000	1-2	.500	12	1.0	5	21-0	1	6	0	15	1.2

WEST, DAVID #30

6-9 F

Xavier '03

8/29/80

How Obtained: Signed as free agent, 7/17/15

How Departed: Unsigned free agent, 7/16

NBA (1 Year)

YEAR	GP	MIN	FGM-FGA	PCT	3-POINT FGM-FGA	PCT	FTM-FTA	PCT	REBS	AVG	AST	PF-DQ	STL	TO	BLK	PTS	AVG
15-16	78	1404	244-448	.545	3-7	.429	63-80	.788	309	4.0	143	142-1	44	68	55	554	7.1
NBA PLAYOFFS (1 Year)																	
15-16	10	176	25-55	.455	3-6	.500	5-9	.556	37	3.7	13	19-0	6	7	7	58	5.8

WHATLEY, ENNIS #3

6-3 G

Alabama '85

8/11/62

How Obtained: (1) Signed 10-day contract, 2/1/86; (2) Signed as free agent, 10/8/92

How Departed: (1) Waived, 2/10/86; (2) Waived, 10/14/92

NBA (1 Year)

YEAR	GP	MIN	FGM-FGA	PCT	3-POINT FGM-FGA	PCT	FTM-FTA	PCT	REBS	AVG	AST	PF-DQ	STL	TO	BLK	PTS	AVG
85-86	2	14	1-2	.500	0-0	.000	0-0	.000	0	0.0	3	1-0	0	4	0	2	1.0

FORMER SPURS STATISTICS

WHITE, JAMES #33															6-7	G	Cincinnati '06	10/22/82
How Obtained: Signed as free agent, 11/3/06																		
How Departed: Waived, 7/23/07																		
NBA (1 Year)																		
YEAR	GP	MIN	FGM-FGA	PCT	3-POINT FGM-FGA	PCT	FTM-FTA	PCT	REBS	AVG	AST	PF-DQ	STL	TO	BLK	PTS	AVG	
06-07	6	137	18-41	.439	2-7	.286	12-15	.800	20	3.3	5	7-0	3	5	1	50	8.3	
WHITEHEAD, JEROME #6															6-10	C	Marquette '78	9/30/56
How Obtained: From Golden State for S. Jones, 11/22/88																		
How Departed: Unsigned free agent, 7/1/89																		
NBA (1 Year)																		
YEAR	GP	MIN	FGM-FGA	PCT	3-POINT FGM-FGA	PCT	FTM-FTA	PCT	REBS	AVG	AST	PF-DQ	STL	TO	BLK	PTS	AVG	
88-89	52	580	69-176	.392	0-0	.000	30-45	.667	129	2.5	17	107-1	22	22	4	168	3.2	
WHITNEY, CHRIS #20															6-0	G	Clemson '93	7/23/61
How Obtained: Second round pick, 1993 Draft, 47th overall																		
How Departed: Waived, 2/23/95																		
NBA (2 Years)																		
YEAR	GP	MIN	FGM-FGA	PCT	3-POINT FGM-FGA	PCT	FTM-FTA	PCT	REBS	AVG	AST	PF-DQ	STL	TO	BLK	PTS	AVG	
93-94	40	339	25-82	.305	10-30	.333	12-15	.800	29	0.7	53	53-0	11	37	1	72	1.8	
94-95	25	179	14-47	.298	3-19	.158	11-11	1.0000	13	0.5	28	34-1	4	18	0	42	1.7	
TOT	65	518	39-129	.302	13-49	.265	23-26	.885	42	0.6	81	85-1	15	55	1	114	1.8	
WILEY, MICHAEL #33															6-9	F	Long Beach State '80	10/16/57
How Obtained: Second round pick, 1980 Draft, 39th overall																		
How Departed: Waived, 10/81																		
NBA (1 Year)																		
YEAR	GP	MIN	FGM-FGA	PCT	3-POINT FGM-FGA	PCT	FTM-FTA	PCT	REBS	AVG	AST	PF-DQ	STL	TO	BLK	PTS	AVG	
80-81	33	271	76-138	.551	0-2	.000	36-48	.750	64	1.9	11	38-1	8	28	6	188	5.7	
NBA PLAYOFFS (1 Year)																		
1981	2	4	0-1	.000	0-0	.000	2-2	1.000	0	0.0	0	1-0	0	0	0	2	1.0	
WILEY, MORLON #20															6-4	G	Long Beach State '85	9/24/66
How Obtained: Signed as free agent, 12/17/91																		
How Departed: Waived, 12/23/91																		
NBA (1 Year)																		
YEAR	GP	MIN	FGM-FGA	PCT	3-POINT FGM-FGA	PCT	FTM-FTA	PCT	REBS	AVG	AST	PF-DQ	STL	TO	BLK	PTS	AVG	
91-92	3	13	3-5	.600	0-0	.000	0-0	.000	1	0.3	1	3-0	0	0	0	6	2.0	
WILKINS, DOMINIQUE #21															6-8	F	Georgia '83	1/12/60
How Obtained: Signed as free agent, 10/4/96																		
How Departed: Unsigned free agent, 7/1/97																		
NBA (1 Year)																		
YEAR	GP	MIN	FGM-FGA	PCT	3-POINT FGM-FGA	PCT	FTM-FTA	PCT	REBS	AVG	AST	PF-DQ	STL	TO	BLK	PTS	AVG	
96-97	63	1945	397-953	.417	70-239	.293	281-350	.803	402	6.4	119	100-0	39	135	31	1145	18.2	
WILKINS, JEFF #45															6-10	C/F	Illinois State '77	3/9/55
How Obtained: From Utah for J. Cook and Iavaroni, 2/16/86																		
How Departed: Unsigned free agent, 7/86																		
NBA (1 Year)																		
YEAR	GP	MIN	FGM-FGA	PCT	3-POINT FGM-FGA	PCT	FTM-FTA	PCT	REBS	AVG	AST	PF-DQ	STL	TO	BLK	PTS	AVG	
85-86	27	522	51-134	.381	0-0	.000	28-46	.609	127	4.7	18	71-1	8	20	10	130	4.8	
NBA PLAYOFFS (1 Year)																		
1986	3	16	0-1	.000	0-0	.000	0-0	.000	3	1.0	0	6-0	0	0	2	0	0.0	
WILKS, MIKE #11															5-11	G	Rice '01	5/7/79
How Obtained: Signed as free agent, 10/27/04																		
How Departed: Unsigned free agent, 8/05																		
NBA (1 Year)																		
YEAR	GP	MIN	FGM-FGA	PCT	3-POINT FGM-FGA	PCT	FTM-FTA	PCT	REBS	AVG	AST	PF-DQ	STL	TO	BLK	PTS	AVG	
04-05	48	278	32-77	.416	5-16	.313	12-16	.750	25	0.5	33	26-0	14	14	1	81	1.7	
WILLIAMS, BRANDON #11															6-6	G	Davidson '96	2/27/75
How Obtained: Signed as free agent, 1/21/99																		
How Departed: Unsigned free agent, 8/1/99																		
NBA (1 Year)																		
YEAR	GP	MIN	FGM-FGA	PCT	3-POINT FGM-FGA	PCT	FTM-FTA	PCT	REBS	AVG	AST	PF-DQ	STL	TO	BLK	PTS	AVG	
98-99	3	4	0-0	.000	0-0	.000	2-4	.500	1	0.3	0	0-0	0	0	0	2	0.7	
WILLIAMS, ERIC #55															6-8	F	Providence '95	7/17/72
How Obtained: From Toronto, with Bonner and a second round pick, for Nesterovic, 6/21/06																		
How Departed: Traded to Charlotte, with a second round pick, for Ely, 2/13/07																		
NBA (1 Year)																		
YEAR	GP	MIN	FGM-FGA	PCT	3-POINT FGM-FGA	PCT	FTM-FTA	PCT	REBS	AVG	AST	PF-DQ	STL	TO	BLK	PTS	AVG	
06-07	16	88	15-34	.441	8-17	.471	4-7	.571	14	0.9	6	6-0	2	5	0	42	2.6	
WILLIAMS, KEVIN #12															6-3	G	St. John's '83	9/11/61
How Obtained: Second round pick, 1983 Draft, 46th overall																		
How Departed: Waived, 12/12/83																		
NBA (1 Year)																		
YEAR	GP	MIN	FGM-FGA	PCT	3-POINT FGM-FGA	PCT	FTM-FTA	PCT	REBS	AVG	AST	PF-DQ	STL	TO	BLK	PTS	AVG	
83-84	19	200	25-58	.431	0-1	.000	25-32	.781	13	0.7	43	42-1	8	22	4	75	3.9	

FORMER SPURS STATISTICS

WILLIAMS, MONTY #3

6-8 F

Notre Dame '94

10/8/71

How Obtained: From New York, along with Charles Smith, in exchange for Reid, Lohaus and a first round pick, 2/8/96

How Departed: Unsigned free agent, 1/99

NBA (3 Years)

YEAR	GP	MIN	FGM-FGA	PCT	3-POINT FGM-FGA	PCT	FTM-FTA	PCT	REBS	AVG	AST	PF-DQ	STL	TO	BLK	PTS	AVG
95-96	17	122	20-46	.435	0-1	.000	9-12	.750	23	1.4	4	17-0	4	13	2	49	2.9
96-97	65	1345	234-460	.509	0-1	.000	120-186	.645	206	3.2	91	161-1	55	116	52	588	9.0
97-98	72	1314	165-368	.448	1-2	.500	122-182	.670	179	2.5	89	133-1	34	82	24	453	6.3
TOT	154	2781	419-874	.479	1-4	.250	251-380	.661	408	2.6	184	311-2	93	211	78	1090	7.1

NBA PLAYOFFS (2 Years)

1996	7	29	2-9	.222	0-0	.000	3-6	.500	7	1.0	0	4-0	0	4	0	7	1.0
1998	5	28	5-8	.625	0-0	.000	2-3	.667	6	1.2	1	2-0	0	4	0	12	2.4
TOT	12	57	7-17	.412	0-0	.000	5-9	.556	13	1.1	1	6-0	0	8	0	19	1.6

WILLIAMS, RAY #11

6-3 G

Minnesota '77

10/14/54

How Obtained: Signed as free agent, 2/11/86

How Departed: Waived, 3/28/86

NBA (1 Year)

YEAR	GP	MIN	FGM-FGA	PCT	3-POINT FGM-FGA	PCT	FTM-FTA	PCT	REBS	AVG	AST	PF-DQ	STL	TO	BLK	PTS	AVG
85-86	23	397	50-131	.382	2-6	.333	62-64	.969	37	1.6	111	64-1	28	51	3	164	7.1

WILLIAMS, REGGIE #2

6-7 F

Georgetown '87

3/5/64

How Obtained: Signed as free agent, 3/5/90

How Departed: Waived, 12/24/90

NBA (1 Year)

YEAR	GP	MIN	FGM-FGA	PCT	3-POINT FGM-FGA	PCT	FTM-FTA	PCT	REBS	AVG	AST	PF-DQ	STL	TO	BLK	PTS	AVG
89-90	10	68	19-42	.452	0-5	.000	4-6	.667	8	0.8	5	16-0	1	4	3	42	4.2
90-91	22	354	61-127	.480	14-26	.538	35-41	.854	59	2.7	46	64-2	20	36	11	171	7.8
TOT	32	422	80-169	.473	14-31	.452	39-47	.830	67	2.1	51	80-2	21	40	14	213	6.7

NBA PLAYOFFS (1 Year)

1990	9	49	9-27	.333	0-2	.000	2-2	1.000	11	1.2	3	8-0	2	5	0	20	2.2
------	---	----	------	------	-----	------	-----	-------	----	-----	---	-----	---	---	---	----	-----

WILLIAMS, REGGIE #55

6-6 F

VMI '09

9/14/86

How Obtained: Signed 10-Day Contract, 1/28/15, Signed 10-Day Contract 2/8/15, Signed for season, 2/20/15

How Departed:

NBA (1 Year)

YEAR	GP	MIN	FGM-FGA	PCT	3-POINT FGM-FGA	PCT	FTM-FTA	PCT	REBS	AVG	AST	PF-DQ	STL	TO	BLK	PTS	AVG
14-15	20	105	15-39	.385	3-19	.158	4-4	1.000	17	0.9	10	12-0	1	2	0	37	1.9

WILLIS, KEVIN #42

7-0 C

Michigan St. '84

9/6/62

How Obtained: Signed as free agent, 8/26/02

How Departed: Unsigned free agent, 7/14/04

NBA (2 Years)

YEAR	GP	MIN	FGM-FGA	PCT	3-POINT FGM-FGA	PCT	FTM-FTA	PCT	REBS	AVG	AST	PF-DQ	STL	TO	BLK	PTS	AVG
02-03	71	840	123-257	.479	0-2	.000	51-83	.614	226	3.2	24	120-1	20	60	20	297	4.2
03-04	48	373	70-150	.467	0-1	.000	24-39	.615	98	2.0	11	61-0	21	32	9	164	3.4
TOT	119	1213	193-407	.474	0-3	.000	75-122	.615	324	2.7	35	181-1	41	92	29	461	3.9

NBA PLAYOFFS (2 Years)

2003	18	91	21-40	.525	1-1	1.000	3-3	1.000	31	1.7	2	16-0	1	8	1	46	2.6
2004	7	25	3-8	.375	0-1	.000	0-1	.000	6	0.9	0	5-0	1	0	0	6	0.9
TOT	25	116	24-48	.500	1-2	.500	3-4	.750	37	1.5	2	21-0	2	8	1	52	2.1

WILLOUGHBY, BILL #33

6-8 F

Dwight Morrow H.S. (N.J.)

5/20/57

How Obtained: Signed as a veteran free agent (Houston received a second round pick in '85), 10/18/82

How Departed: Waived, 2/10/83

NBA (1 Year)

YEAR	GP	MIN	FGM-FGA	PCT	3-POINT FGM-FGA	PCT	FTM-FTA	PCT	REBS	AVG	AST	PF-DQ	STL	TO	BLK	PTS	AVG
82-83	52	1062	136-295	.461	6-13	.462	41-53	.774	190	3.7	56	123-0	24	54	16	319	6.1

WILSON, RICK #15

6-3 G

George Mason '86

7/16/64

How Obtained: Signed as free agent, 3/21/88

How Departed: Unsigned free agent, 7/88

NBA (1 Year)

YEAR	GP	MIN	FGM-FGA	PCT	3-POINT FGM-FGA	PCT	FTM-FTA	PCT	REBS	AVG	AST	PF-DQ	STL	TO	BLK	PTS	AVG
87-88	18	373	36-99	.364	9-25	.360	23-29	.793	26	1.4	63	34-0	17	21	3	104	5.8

NBA PLAYOFFS (1 Year)

1988	2	9	0-2	.000	0-0	.000	0-0	.000	0	0.0	1	2-0	0	1	0	0	0.0
------	---	---	-----	------	-----	------	-----	------	---	-----	---	-----	---	---	---	---	-----

WINGATE, DAVID #25

6-5 G

Georgetown '86

12/15/63

How Obtained: From Philadelphia, with Cheeks and Welp, for Dawkins and Vincent, 8/28/89

How Departed: Waived, 6/28/91

NBA (2 Years)

YEAR	GP	MIN	FGM-FGA	PCT	3-POINT FGM-FGA	PCT	FTM-FTA	PCT	REBS	AVG	AST	PF-DQ	STL	TO	BLK	PTS	AVG
89-90	78	1856	220-491	.448	0-13	.000	87-112	.777	195	2.5	208	154-2	89	127	18	527	6.8
90-91	25	563	53-138	.384	1-9	.111	29-41	.707	75	3.0	46	66-0	19	42	5	136	5.4
TOT	103	2419	273-629	.434	1-22	.045	116-153	.758	270	2.6	254	220-2	108	169	23	663	6.4

NBA PLAYOFFS (2 Years)

1990	10	293	40-77	.519	2-3	.667	9-12	.750	37	3.7	38	34-1	18	14	3	91	9.1
1991	3	38	6-12	.500	0-0	.000	2-3	.667	3	1.0	1	8-1	1	1	0	14	4.7
TOT	13	331	46-89	.517	2-3	.667	11-15	.733	40	3.1	39	42-1	19	15	3	105	8.1

FORMER SPURS STATISTICS

WISE, SKIP #10															6-2	G	Clemson '75				7/25/55			
How Obtained: Signed as free agent, 10/75																								
How Departed: Waived, 12/75																								
ABA (1 Year)																								
															3-POINT									
YEAR	GP	MIN	FGM-FGA	PCT	FGM-FGA	PCT	FTM-FTA	PCT	REBS	AVG	AST	PF-DQ	STL	TO	BLK	PTS	AVG							
75-76	2	10	2-4	.500	0-0	.000	0-0	.000	3	1.5	1	4-0	0	2	0	4	2.0							

WOOD, DAVID #10										6-8	F	Nevada-Reno '87				11/30/64			
How Obtained: From Houston for a second round pick in '95, 10/6/92																			
How Departed: Traded to Detroit, with Elliott, for Rodman and Morris, 10/1/93																			
NBA (1 Year)										3-POINT									
YEAR	GP	MIN	FGM-FGA	PCT	FGM-FGA	PCT	FTM-FTA	PCT	REBS	AVG	AST	PF-DQ	STL	TO	BLK	PTS	AVG		
92-93	64	598	52-117	.444	5-21	.238	46-55	.836	97	1.5	34	93-1	13	29	12	155	2.4		
NBA PLAYOFFS (1 Year)																			
1993	5	20	2-4	.500	1-1	1.000	0-0	.000	3	0.6	1	7-0	0	0	0	5	1.0		

WOOD, LEON #1															6-2	G	Cal State-Fullerton '84					3/25/62		
How Obtained: Signed as free agent, 11/12/87																								
How Departed: Waived, 2/17/88																								
NBA (1 Year)																								
3-POINT																								
YEAR	GP	MIN	FGM-FGA	PCT	FGM-FGA	PCT	FTM-FTA	PCT	REBS	AVG	AST	PF-DQ	STL	TO	BLK	PTS	AVG							
87-88	38	830	120-282	.426	43-108	.398	69-91	.758	51	1.3	155	44-0	22	34	1	352	9.3							

YONAKOR, RICH #43															6-10		F	North Carolina '80				10/3/58	
How Obtained: (1) Third round pick, 1980 Draft, 61st overall; (2) Signed 10-day contract, 3/8/82; Signed for season, 3/29/82																							
How Departed: (1) Traded to Cleveland, with Silas, for a second round pick in '82 and cash, 6/16/81; (2) Waived, 10/82																							
NBA (1 Year)																							
3-POINT																							
YEAR	GP	MIN	FGM-FGA	PCT	FGM-FGA	PCT	FTM-FTA	PCT	REBS	AVG	AST	PF-DQ	STL	TO	BLK	PTS	AVG						
81-82	10	70	14-26	.538	0-0	.000	5-7	.714	27	2.7	3	7-0	1	2	2	33	3.3						
NBA PLAYOFFS (1 Year)																							
1982	2	4	1-2	.500	0-0	.000	0-0	.000	1	0.5	1	1-0	1	0	0	2	1.0						

ZEVENBERGEN, PHIL #41															6-10		F	Washington '87				4/13/64		
How Obtained: Fourth round pick, 1987 Draft, 50th overall																								
How Departed: Waived, 11/3/88																								
NBA (1 Year)																								
3-POINT																								
YEAR	GP	MIN	FGM-FGA	PCT	FGM-FGA	PCT	FTM-FTA	PCT	REBS	AVG	AST	PF-DQ	STL	TO	BLK	PTS	AVG							
87-88	8	58	15-27	.556	0-0	.000	0-2	.000	13	1.6	3	12-0	3	4	1	30	3.8							
NBA PLAYOFFS (1 Year)																								
1988	1	1	0-0	.000	0-0	.000	0-0	.000	0	0.0	0	0-0	0	0	0	0	0.0							

AD –





FRANCHISE
RECORDS



SPURS ABA RECORDS

POINTS

Spurs Individual	51
Spurs Team	160
Opponent Individual	58
Opponent Team	162

George Gervin vs. Memphis	02/05/75
vs. Carolina	12/22/70
George McGinnis vs. Indiana	11/28/72
vs. Washington (2OT)	03/13/70

FIELD GOALS MADE

Spurs Individual	23
Spurs Team	63
Opponent Individual	22
Opponent Team	61

George Gervin vs. Memphis	02/05/75
vs. Denver	01/19/71
George McGinnis vs. Indiana	11/28/72
two times	

FIELD GOALS ATTEMPTED

Spurs Individual	35
Spurs Team	125
Opponent Individual	36
Opponent Team	131

Bird Averitt vs. San Diego	02/17/74
vs. Denver	03/05/71
Chuck Williams, vs. Pittsburgh	11/08/69
vs. Miami	02/10/70

3-PT FIELD GOALS MADE

Spurs Individual	6
Spurs Team	9
Opponent Individual	9
Opponent Team	11

Joe Hamilton vs. Memphis	03/28/73
vs. Indiana	11/20/70
Louie Dampier, Kentucky	02/07/70
Indiana	04/01/74

3-PT FIELD GOALS ATTEMPTED

Spurs Individual	13
Spurs Team	19
Opponent Individual	18
Opponent Team	28

Glen Combs vs. Los Angeles	01/20/70
vs. Denver	03/05/71
Mike Butler vs. New Orleans	02/06/70
vs. Minnesota	02/12/69

FREE THROWS MADE

Spurs Individual	17
Spurs Team	47
Opponent Individual	18
Opponent Team	42

three times	
vs. Kentucky	02/20/70
Jimmy Jones, New Orleans	02/17/68
two times	

FREE THROWS ATTEMPTED

Spurs Individual	19
Spurs Team	61
Opponent Individual	25
Opponent Team	62

three times	
vs. New York	12/10/69
two times	
Minnesota	12/05/67

REBOUNDS

Spurs Individual	35
Spurs Team	80
Opponent Individual	33
Opponent Team	93

Manny Leaks vs. Kentucky	11/27/70
vs. San Diego	04/01/75
Billy Paultz, New York	12/17/71
Denver	04/08/70

ASSISTS

Spurs Individual	16
Spurs Team	47
Opponent Individual	22
Opponent Team	41

Glen Combs vs. Miami	02/10/70
vs. Indiana	01/29/76
Johnny Neumann, at Memphis	03/27/73
at Utah	11/10/70

BLOCKS

Spurs Individual	8
Spurs Team	20

George Johnson vs. Miami	12/01/71
vs. Kentucky	12/13/75

STEALS

Spurs Individual	8
------------------	---

Charles Beasley vs. New Orleans...	11/30/68
------------------------------------	----------

SPURS INDIVIDUAL RECORDS

POINTS

Game	71
1st Half	53
2nd Half	47
1st Quarter	21
2nd Quarter	33
3rd Quarter	22
4th Quarter	28
Consecutive	24
HemisFair Arena Points	53
Alamodome Points	53
AT&T Center Points	56
Season	2,585
Career	26,496
Season Average	33.1
Career Average	27.3
1,000 Pt. Seasons	17
Consecutive 20 Pt. Games	55
Consecutive 30 Pt. Games	10
Consecutive Double Figure Games	406

FIELD GOALS MADE

Game	26
Half	19
Quarter	12
Season	1,024
Career	10,285

FIELD GOALS ATTEMPTED

Game	49
Half	34
Quarter	20
Season	1,987
Career	20,334

FIELD GOAL PERCENTAGE

Game	1.000
Season	.632
Career	.620

3-PT FIELD GOALS MADE

Game	9
Half	6
Quarter	6
Season	191
Career	1,495

3-PT FIELD GOALS ATTEMPTED

Game	16
Half	10
Quarter	7
Season	463
Career	4,055

3-PT FIELD GOAL PERCENTAGE

High Game	1.000
Low Game	.000
Season	.472
Career	.413

FREE THROWS MADE

Game	18
Half	15
Quarter	11
Season	693
Career	6,035

FREE THROWS ATTEMPTED

Game	25
Half	19
Quarter	12
Season	925
Career	8,468

David Robinson at L.A. Clippers	04/24/94
George Gervin at New Orleans	04/09/78
David Robinson at L.A. Clippers	04/24/94
George Gervin vs. Denver	01/08/80
George Gervin at Boston	02/27/80
George Gervin at New Orleans	04/09/78
George Gervin vs. Indiana	03/19/83
George Gervin vs. San Diego	11/08/78
George Gervin vs. Houston	03/30/79
David Robinson at L.A. Clippers	04/24/94
Manu Ginobili at Atlanta	02/21/07
George Gervin vs. Denver	01/08/80
Tim Duncan vs. Dallas	12/26/01
LaMarcus Aldridge vs. Oklahoma City	01/10/19
George Gervin	1979-80
Tim Duncan	1997-16
George Gervin	1979-80
George Gervin	1976-85
Tim Duncan	1997-16
George Gervin	1981-82
George Gervin	1979-80
George Gervin	1978-83

David Robinson at L.A. Clippers	04/24/94
George Gervin at New Orleans (1st)	04/09/78
George Gervin at New Orleans (2nd)	04/09/78
George Gervin	1979-80
Tim Duncan	1997-2016

George Gervin at New Orleans	04/09/78
George Gervin at New Orleans (1st)	04/09/78
George Gervin at New Orleans (2nd)	04/09/78
George Gervin	1981-82
Tim Duncan	1997-2016

Fabricio Oberto vs. Phoenix (11-11)	11/08/06
Steve Johnson (362-573)	1985-86
Artis Gilmore (2,208-3,562)	1982-87

Chuck Person at Vancouver	12/30/97
Most recent, Kawhi Leonard at Memphis (2nd)	12/03/15
Manu Ginobili at Minnesota (2nd)	02/21/08
Danny Green	2014-15
Manu Ginobili	2002-2018

Jaren Jackson vs. Dallas	11/20/99
Jaren Jackson vs. Dallas (1st)	11/20/99
Most recent, Davis Bertans vs. L.A. Lakers (4th)	04/05/17
Chuck Person	1995-96
Manu Ginobili	2002-2018

Steve Smith at Portland (8-8)	11/03/01
Chuck Person at Minnesota (0-7)	11/11/97
Steve Smith (116-246)	2001-2002
Matt Bonner (656-1588)	2006-2016

Most recent, Manu Ginobili at Phoenix	01/29/09
George Gervin at New Orleans (1st)	04/09/78
Most recent, Manu Ginobili vs. Memphis (4th)	02/27/11
David Robinson	1993-94
David Robinson	1989-2003

David Robinson at L.A. Clippers	04/24/94
David Robinson at L.A. Clippers (2nd)	04/24/94
Most recent, Manu Ginobili vs. Memphis (4th)	02/27/11
David Robinson	1993-94
Tim Duncan	1997-2016

SPURS INDIVIDUAL RECORDS

FREE THROW PERCENTAGE

Game	1.000	Manu Ginobili at Phoenix (18-18)	01/29/09
Season	.918	Michael Finley (90-98)	2006-07
Career	.846	Kawhi Leonard (1,267-1,497)	2011-2018

REBOUNDS

Game	32	Dennis Rodman vs. Dallas	01/22/94
Half	20	Dennis Rodman vs. Dallas (1st)	01/22/94
Quarter	15	Dennis Rodman vs. Golden State (3rd)	02/26/95
Season	1,367	Dennis Rodman	1993-94
Career	15,091	Tim Duncan	1997-2016

OFFENSIVE REBOUNDS

Game	16	Terry Cummings at Golden State	02/28/90
Half	10	Most recent, Will Perdue at Sacramento (1st)	04/14/97
Quarter	8	Dennis Rodman at Indiana (4th)	01/22/95
Season	453	Dennis Rodman	1993-94
Career	3,859	Tim Duncan	1997-2016

DEFENSIVE REBOUNDS

Game	23	Most recent, Tim Duncan at Miami	02/01/03
Half	14	Most recent, Tim Duncan at Miami (1st)	02/01/03
Quarter	10	Most recent, Tim Duncan at Miami (1st)	02/01/03
Season	914	Dennis Rodman	1993-94
Career	11,232	Tim Duncan	1997-2016

ASSISTS

Game	24	John Lucas vs. Denver	04/15/84
Half	14	Most recent, Avery Johnson vs. Vancouver (2nd)	12/17/97
Quarter	14	John Lucas vs. Denver (2nd)	04/15/84
Season	816	Johnny Moore	1984-85
Career	6,829	Tony Parker	2001-2018

TURNOVERS

Game	11	Most recent, Artis Gilmore at Dallas	04/16/83
Half	9	Artis Gilmore at Dallas (2nd)	04/16/83
Quarter	6	Artis Gilmore at Dallas (3rd)	04/16/83
Season	306	George Gervin	1977-78
Career	3,380	Tim Duncan	1997-2016

STEALS

Game	11	Larry Kenon at Kansas City	12/26/76
Half	7	Most recent, Alvin Robertson vs. Miami (1st)	04/04/89
Quarter	7	Alvin Robertson vs. Detroit (1st)	03/25/88
Season	301	Alvin Robertson	1985-86
Career	1,392	Manu Ginobili	2002-2018

BLOCKS

Game	13	George Johnson vs. Golden State	02/24/81
Half	11	George Johnson vs. Golden State (2nd)	02/24/81
Quarter	7	David Robinson vs. Minnesota (4th)	02/02/96
Season	320	David Robinson	1990-91
Career	3,020	Tim Duncan	1997-2016

SPURS TEAM RECORDS

POINTS

HIGHS	Overtime Game	171	vs. Milwaukee (3OT)	03/06/82
	Regulation Game	163	vs. San Diego	11/08/78
	1st Half	89	at Washington	03/20/77
	2nd Half	91	at Denver	01/11/84
	1st Quarter	47	vs. Denver	04/22/93
	2nd Quarter	50	at Houston	11/17/84
	3rd Quarter	47	vs. Boston	02/14/79
	4th Quarter	53	at Denver	01/11/84
	1st Overtime	20	at Seattle	01/30/77
	2nd Overtime	17	at Dallas	12/09/08
	3rd Overtime	14	Most recent, vs. Atlanta	03/20/84
	Season	9,862	(120.3 ppg)	1983-84
LOWS	Game	64	Most recent, at Utah	04/04/08
	1st Half	28	at Houston	01/15/05
	2nd Half	25	at Philadelphia	02/11/11
	1st Quarter	5	vs. Atlanta	02/25/08
	2nd Quarter	8	at Houston	12/01/01
	3rd Quarter	9	Most recent, at Boston	04/04/12
	4th Quarter	8	Most recent, at New Orleans	03/12/08

SPURS TEAM RECORDS

1st Overtime	4	Most recent, at L.A. Lakers	04/04/18
2nd Overtime	5	vs. L.A. Lakers	10/26/85
3rd Overtime	5	vs. Memphis	12/17/14
Season	7,418	(90.5 ppg)	1996-97
Largest Margin of Victory	51	at Philadelphia	12/07/15
Largest Margin of Defeat	46	at Phoenix	04/15/89

FIELD GOALS MADE

HIGHS	Game	68	vs. San Diego	11/08/78
	Half	36	vs. Milwaukee (3OT)	03/06/82
	Quarter	22	vs. Boston (2nd)	02/14/79
	Season	3,927	vs. Boston (3rd)	02/14/79
LOWS	Game	21	1978-79	
	Half	8	at Miami	02/01/03
	Quarter	1	Most recent, at Utah (2nd)	04/04/08
	Season	2,827	vs. Atlanta (1st)	02/25/08
			1996-97	

FIELD GOALS ATTEMPTED

HIGHS	Game	127	at Golden State	02/28/90
	Half	68	at Denver (1st)	02/04/81
	Quarter	39	at Denver (1st)	02/04/81
	Season	7,760	1978-79	
LOWS	Game	56	at Miami	02/01/03
	Half	24	vs. Cleveland (2nd)	11/01/97
	Quarter	9	vs. Cleveland (3rd)	11/01/97
	Season	6,187	1997-98	

FIELD GOAL PERCENTAGE

HIGHS	Game	.707	at Dallas (53-75)	04/16/83
	Half	.839	vs. Cleveland (26-31) (1st)	12/11/04
	Quarter	.950	at Houston (19-20) (1st)	03/08/86
	Season	.513	(3,698-7,202)	1984-85
LOWS	Game	.239	at Toronto (22-92)	02/07/02
	Half	.220	at Seattle (9-41) (2nd)	03/06/81
	Quarter	.059	vs. Atlanta (1-17) (1st)	02/25/08
	Season	.442	(2,842-6,434)	2003-04

3-PT FIELD GOALS MADE

HIGHS	Game	20	vs. Dallas	12/23/12
	Half	12	Most recent, at Charlotte (1st)	12/08/12
	Quarter	8	Most recent, vs. Golden State (2nd)	03/11/17
	Season High	812		2018-19
	Season Low	15		1980-81

3-PT FIELD GOALS ATTEMPTED

HIGHS	Game	39	at Charlotte	03/26/19
	Half	24	Most recent, at Denver	12/18/12
	Quarter	14	Most recent, vs. Miami (3rd)	11/07/08
	Season High	2,071		2018-19
	Season Low	85		1980-81

3-PT FIELD GOAL PERCENTAGE

HIGHS	Game	1.000	vs. Milwaukee (6-6)	12/22/90
	Half	1.000	vs. Oklahoma City (10-10) (1st)	01/10/19
	Season	.407	(445-1094)	2000-01
LOWS	Game	.000	at Dallas (0-12)	04/07/05
	Half	.000	Most recent, at LA Clippers (1st)	11/10/14
	Season	.176	(15-85)	1980-81

FREE THROWS MADE

HIGHS	Game	45	Most recent, vs. Kansas City	11/17/83
	Half	29	vs. Dallas (2nd)	11/29/84
	Quarter	21	at Denver (4th)	04/10/10
	Season	2,052		1980-81
LOWS	Game	2	vs. Dallas	11/20/99
	Half	0	Most recent, at Minnesota (1st)	03/21/17
	Quarter	0	Numerous Times	
	Season	1,249		2008-09

FREE THROWS ATTEMPTED

HIGHS	Game	57	vs. Kansas City	11/17/83
	Half	40	at Denver (2nd)	04/10/10
	Quarter	28	at Denver (4th)	04/10/10
	Season	2,668		1980-81
LOWS	Game	5	Most recent, vs. Denver	01/30/18
	Half	0	Most recent, at Minnesota (1st)	03/21/17
	Quarter	0	Numerous Times	
	Season	1,641		2008-09

SPURS TEAM RECORDS

FREE THROW PERCENTAGE

HIGHS	Game	1.000	at Dallas (26-26)	12/20/14
	Half	1.000	Most recent, vs. Minnesota (20-20) (1st)	04/17/13
	Quarter	1.000	vs. New York (17-17) (3rd)	12/13/78
	Season	.819	(1,408-1,720)	2018-19
LOWS	Game	.316	vs. L.A. Clippers (6-19)	12/13/05
	Half	.000	Numerous Times	
	Quarter	.000	(1,409-2,069)	2003-04
	Season	.681		

REBOUNDS

HIGHS	Game	75	vs. Houston (20T)	01/04/92
	Half	42	vs. Denver (2nd)	04/08/97
	Quarter	25	vs. Houston (4th)	04/01/83
	Season	3,886	(47.4 rpg)	1980-81
LOWS	Game	25	Most recent, at Portland	11/20/06
	Half	7	vs. Boston (1st)	03/13/86
	Quarter	1	vs. New York	01/02/14
	Season	3,230	(39.4 rpg)	1996-97

OFFENSIVE REBOUNDS

HIGHS	Game	37	at Golden State	02/28/90
	Half	25	vs. Denver (2nd)	04/08/97
	Quarter	15	vs. Denver (4th)	04/08/97
	Season	1,304	1980-81
LOWS	Game	0	at Utah	01/23/02
	Half	0	Most recent, vs. Portland (1st)	4/7/18
	Quarter	0	Numerous Times	
	Season	666	2012-13

DEFENSIVE REBOUNDS

HIGHS	Game	52	vs. Denver	12/19/90
	Half	28	Most recent, at Houston (2nd)	11/14/06
	Quarter	18	vs. Houston (4th)	04/01/83
	Season	2,910	2018-19
LOWS	Game	15	Most recent, at Portland	11/21/86
	Half	3	vs. Boston (1st)	03/13/86
	Quarter	0	Most recent, at Utah (3rd)	02/18/89
	Season	2,129	1996-97

ASSISTS

HIGHS	Game	50	vs. Denver	04/15/84
	Half	27	Most recent, vs. Denver (2nd)	12/18/87
	Quarter	19	vs. Denver (2nd)	04/15/84
	Season	2,361	1983-84
LOWS	Game	8	at Utah	04/04/08
	Half	1	at Cleveland (2nd)	01/02/07
	Quarter	0	Most recent, vs. Oklahoma City (3rd)	03/02/19
	Season	1,636	2002-03

TURNOVERS

HIGHS	Game	40	Most recent, at Golden State	02/15/89
	Half	26	at Golden State (2nd)	02/15/89
	Quarter	17	Most recent, at Golden State (3rd)	02/15/89
	Season	1,689	1988-89
LOWS	Game	3	vs. Orlando	11/21/07
	Half	0	Most recent, vs. Orlando (1st)	11/21/07
	Quarter	0	Numerous Times	
	Season	963	2008-09

STEALS

HIGHS	Game	22	vs. Miami	01/23/89
	Half	13	Most recent, vs. Utah (2nd)	01/15/85
	Quarter	11	at Denver (2nd)	04/20/89
	Season	961	1988-89
LOWS	Game	0	Most recent, at New Jersey	02/14/11
	Half	0	Numerous Times	
	Quarter	0	2008-09
	Season	474	

BLOCKS

HIGHS	Game	20	Most recent, vs. Chicago	11/26/99
	Half	15	vs. Golden State (2nd)	02/24/81
	Quarter	9	Most recent, vs. Philadelphia (3rd)	02/28/98
	Season	643	1980-81
LOWS	Game	0	Numerous Times	
	Season	325	1986-87

SPURS TEAM RECORDS

PERSONAL FOULS

HIGHS	Game	45	vs. Utah	11/08/97
	Half	28	at L.A. Lakers (2nd)	11/26/89
	Quarter	15	at Houston (4th)	04/10/15
	Season	2,217	1981-82
LOWS	Game	7	at Houston	04/13/84
	Half	1	vs. Brooklyn (1st)	11/22/14
	Quarter	0	Numerous Times	
	Season	1,408	2017-18

WINS

Most Consecutive Wins	19	2013-14
Most Consecutive Home Wins	39	2015-16
Most Consecutive Road Wins	9	2005-06
Most Wins, Season	67	2015-16
Most Home Wins, Season	40	2015-16
Most Road Wins, Season	30	2016-17

OPPONENT RECORDS

POINTS

INDIVIDUAL	Game	61	James Harden at Houston	03/22/19
	1st Half	37	James Harden at Houston	03/22/19
	2nd Half	35	Billy Knight vs. Indiana	11/11/80
	1st Quarter	27	James Harden at Houston	03/22/19
TEAM HIGHS	2nd Quarter	20	Most recent, Wally Szczerbiak at Seattle	11/25/07
	3rd Quarter	20	Michael Jordan at Chicago	01/17/92
	4th Quarter	26	Stephon Marbury at Phoenix	11/29/02
	Game	166	vs. Milwaukee (3OT)	03/06/82
	1st Half	90	vs. Denver	11/07/90
	2nd Half	87	vs. Atlanta	11/27/79
	1st Quarter	49	at Portland	11/25/90
	2nd Quarter	46	at Phoenix	04/15/89
TEAM LOWS	3rd Quarter	49	at Golden State	02/06/19
	4th Quarter	48	at Portland	01/09/77
	Season	9,884	(120.5 ppg)	1983-84
	Game	55	at Indiana	03/29/98
	1st Half	22	vs. Denver	11/27/02
	2nd Half	21	at Indiana	03/29/98
	1st Quarter	3	vs. Denver	11/27/02
	2nd Quarter	7	vs. Memphis	10/30/13
	3rd Quarter	5	vs. Brooklyn	12/31/12
	4th Quarter	6	vs. Toronto	11/01/02
	Season	6,909	(84.3 ppg)	2003-04

FIELD GOALS MADE

INDIVIDUAL	Game	24	Purvis Short at Golden State	01/07/84
	Half	14	Purvis Short at Golden State (2nd)	01/07/84
	Quarter	11	Stephon Marbury at Phoenix (4th)	11/29/02
TEAM HIGHS	Game	68	Most recent, vs. Milwaukee	03/06/82
	Half	40	vs. Atlanta (1st)	11/27/79
	Season	4,000	1979-80
TEAM LOWS	Game	19	vs. Utah	11/08/97
	Half	7	vs. Sacramento (2nd)	11/02/07
	Season	2,613	2003-04

FIELD GOALS ATTEMPTED

INDIVIDUAL	Game	41	Kobe Bryant at L.A. Lakers	02/14/03
	Half	22	Stephon Marbury at Phoenix (2nd)	11/29/02
	Quarter	15	Most recent, Al Harrington vs. Atlanta (1st)	11/15/05
TEAM HIGHS	Game	130	at Houston	04/13/84
	Half	65	at Utah (2nd)	02/23/84
	Quarter	35	at Utah (3rd)	02/23/84
	Season	8,075	1976-77
TEAM LOWS	Game	56	at Memphis	02/24/06
	Half	26	at New York (2nd)	02/08/08
	Quarter	10	vs. Miami (4th)	03/31/13
	Season	6,359	2004-05

OPPONENT RECORDS

FIELD GOAL PERCENTAGE

INDIVIDUAL HIGH	Game	1.000	Most recent, Devin Harris (8-8) at Dallas	11/05/05
INDIVIDUAL LOW	Game	.000	Tim Hardaway vs. Golden State (0-17)	12/21/91
TEAM HIGHS	Game	.663	at Denver (57-86)	01/02/76
	Season	.507	(3,704-7,310)	1986-87
TEAM LOWS	Game	.259	vs. Detroit (21-81)	02/21/99
	Half	.186	at Phoenix (1st, 8-43)	02/28/15
	Season	.402	(1,631-4,061)	1998-99

3-PT FIELD GOALS MADE

INDIVIDUAL	Game	9	James Harden at Houston	03/22/19
	Half	6	Most recent, Damyean Dotson at New York (2nd)	02/24/19
	Quarter	5	Most recent, Kevin Love vs. Minnesota (3rd)	12/13/13
TEAM HIGHS	Game	18	Most recent, vs. Sacramento	01/28/18
	Half	14	vs. Denver (2nd)	03/04/19
	Quarter	9	Most recent, vs. Denver (4th)	03/04/19
	Season	961		2018-19
TEAM LOWS	Game	0	Numerous Times	
	Season	45		1980-81

3-PT FIELD GOALS ATTEMPTED

INDIVIDUAL	Game	19	James Harden at Houston	12/22/18
	Half	12	James Harden at Houston (2nd)	12/22/18
	Quarter	10	George McCloud at Dallas (4th)	03/29/96
TEAM HIGHS	Game	54	Most recent, at Houston	12/22/18
	Half	29	vs. Houston	11/30/18
	Quarter	18	Most recent, at Brooklyn (1st)	02/25/19
	Season	2,678		2018-19
TEAM LOWS	Game	0	Numerous Times	
	Season	700		1991-92

3-PT FIELD GOAL PERCENTAGE

INDIVIDUAL	High Game	1.000	Kyrie Irving, vs. Cleveland (7-7)	03/12/15
	Low Game	.000	Most recent, Baron Davis at Golden State (0-7)	03/26/07
TEAM HIGHS	Game	1.000	at Oklahoma City (3-3)	04/12/91
	Season	.387	(552-1,425)	1996-97
TEAM LOWS	Game	.000	vs. Sacramento (0-13)	11/29/00
	Season	.241	(52-216)	1983-84

FREE THROWS MADE

INDIVIDUAL	Game	20	Most recent, Moses Malone at Washington	03/14/88
	Half	14	Jay Vincent at Dallas (1st)	03/19/85
	Quarter	10	Most recent, Giannis Antetokounmpo at Milwaukee (4th)	11/24/18
TEAM HIGHS	Game	46	at Denver	12/26/84
	Half	29	vs. Minnesota (1st)	01/17/17
	Season	2,105		1988-89
TEAM LOWS	Game	3	Most recent, vs. Atlanta	11/20/17
	Half	0	Most recent, vs. Charlotte (1st)	01/14/19
	Season	1,175		2017-18

FREE THROWS ATTEMPTED

INDIVIDUAL	Game	28	DeAndre Jordan, at LA Clippers	02/19/15
	Half	26	Josh Smith at Houston (2nd)	04/10/15
	Quarter	16	Josh Smith at Houston (4th)	04/10/15
TEAM HIGHS	Game	58	vs. Utah	03/29/97
	Half	37	vs. Utah (2nd)	03/29/97
	Season	2,714		1988-89
TEAM LOWS	Game	4	vs. Denver	03/04/19
	Half	0	Most recent, vs. Charlotte (1st)	01/14/19
	Season	1,549		2017-18

FREE THROW PERCENTAGE

INDIVIDUAL	Game	1.000	Dominique Wilkins, vs. Atlanta (18-18)	01/13/88
TEAM HIGHS	Game	1.000	at Minnesota (26-26)	01/10/15
	Season	.777	(1,283-1,651)	2001-02
TEAM LOWS	Game	.313	vs. Denver (5-16)	04/18/07
	Season	.714	(1,491-2,089)	1994-95

REBOUNDS

INDIVIDUAL	Game	30	Andrew Bynum vs. L.A. Lakers	04/11/12
	Half	17	Most recent, Moses Malone at Houston (1st)	04/07/79
	Quarter	11	Most recent, Marcus Camby at Denver (2nd)	10/29/03
TEAM HIGHS	Game	77	at Houston (OT)	04/13/84
	Half	40	Most recent, at Denver (1st)	12/11/79
	Quarter	24	Most recent, vs. Golden State (4th)	02/24/81
	Season	4,016		1976-77
TEAM LOWS	Game	22	vs. Seattle	04/03/07
	Half	7	vs. Detroit (1st)	02/17/98
	Quarter	1	vs. L.A. Clippers (1st)	01/04/14
	Season	3,207		2006-07

OFFENSIVE REBOUNDS

INDIVIDUAL	Game	15	Moses Malone at Houston	04/07/79
	Half	10	Jahidi White at Washington (2nd)	01/15/02
	Quarter	7	Jahidi White at Washington (3rd)	01/15/02
TEAM HIGHS	Game	35	at Houston (OT)	04/13/84
	Half	19	at Dallas (1st)	04/16/83
	Season	1,345	1977-78
TEAM LOWS	Game	1	Most recent, at Miami	02/09/16
	Half	0	Most recent, vs. Phoenix (2nd)	01/29/19
	Season	745	2008-09

DEFENSIVE REBOUNDS

INDIVIDUAL	Game	25	Artis Gilmore at Chicago	12/22/78
	Half	14	Artis Gilmore at Chicago (1st)	12/22/78
	Quarter	49	at New Orleans	11/05/76
TEAM HIGHS	Game	28	at Miami (1st)	03/20/19
	Half	17	vs. Sacramento (2nd)	02/16/86
	Quarter	2,844	2018-19
TEAM LOWS	Game	13	at Dallas	01/15/94
	Half	4	vs. Detroit (1st)	03/09/11
	Quarter	0	vs. Denver (4th)	11/01/05
	Season	2,153	1993-94

ASSISTS

INDIVIDUAL	Game	28	John Stockton at Utah	01/15/91
	Half	15	John Stockton at Utah (2nd)	01/15/91
	Quarter	10	Most recent, Mark Price at Cleveland (1st)	03/23/93
TEAM HIGHS	Game	51	at Phoenix	02/02/79
	Half	28	vs. Atlanta (2nd)	11/27/79
	Quarter	17	at Dallas (1st)	01/26/88
TEAM LOWS	Season	2,537	1979-80
	Game	7	Most recent, at New Orleans	01/25/06
	Half	1	Most recent, vs. Boston (1st)	03/17/08
	Quarter	0	Most recent, vs. Toronto (1st)	01/03/17
	Season	1,336	2005-06

TURNOVERS

INDIVIDUAL	Game	10	Most recent, Maurice Lucas at New Jersey	02/24/80
	Half	7	Most recent, Luka Doncic at Dallas (2nd)	03/12/19
	Quarter	37	at New Orleans	11/05/76
TEAM HIGHS	Game	22	vs. Portland (1st)	11/13/76
	Half	13	vs. Portland (2nd)	11/13/76
	Quarter	1,822	1976-77
TEAM LOWS	Season	3	vs. Sacramento	12/08/02
	Game	0	Most recent, vs. Detroit (2nd)	02/27/19
	Half	0	Numerous Times	2008-09
	Quarter	0	
	Season	961	

STEALS

INDIVIDUAL	Game	8	Most recent, Chris Webber vs. Washington	11/26/97
	Half	6	Most recent, Chris Webber vs. Washington (1st)	11/26/97
	Quarter	4	Most recent, Josh Howard at Dallas (2nd)	11/05/05
TEAM HIGHS	Game	25	at Golden State	02/15/89
	Half	17	at Golden State (2nd)	02/15/89
	Quarter	10	at Golden State (3rd)	02/15/89
TEAM LOWS	Season	915	1988-89
	Game	0	vs. Minnesota	03/18/04
	Half	0	Numerous Times	2008-09
	Season	531	

BLOCKS

INDIVIDUAL	Game	14	Mark Eaton at Utah	02/18/89
	Half	8	Hassan Whiteside at Miami (1st)	11/07/18
	Quarter	6	Mark Eaton at Utah (2nd & 4th)	02/18/89
TEAM HIGHS	Game	19	at Utah	02/18/89
	Half	12	at L.A. Clippers (1st)	03/26/86
	Quarter	9	at Utah (1st)	02/18/89
TEAM LOWS	Season	545	1988-89
	Game	0	Numerous Times	2015-16
	Half	317	

PERSONAL FOULS

TEAM HIGHS	Game	43	Most recent, at Kansas City	12/11/84
	Half	24	vs. Dallas (2nd)	03/05/04
	Quarter	17	vs. Cleveland (4th)	01/24/91
TEAM LOWS	Season	2,199	1982-83
	Game	5	vs. Dallas	11/20/99
	Half	2	Most recent, at Utah (1st)	02/25/16
	Quarter	0	Most recent, at Dallas (1st)	01/16/19
	Season	1,511	2008-09

SPURS PLAYOFF RECORDS

POINTS

INDIVIDUAL	Game	46	George Gervin vs. Washington	04/18/78
	Half	31	Most recent, Tony Parker at Dallas (1st)	04/25/09
	Quarter	21	Tim Duncan vs. Dallas (2nd)	05/17/06
TEAM HIGHS	Game	152	vs. Denver	04/27/83
	Half	82	vs. Denver (1st)	04/27/83
	Quarter	43	Most recent, vs. Oklahoma City (1st)	04/30/16
TEAM LOWS	Overtime	24	vs. Phoenix	04/19/08
	Game	67	at Dallas	04/23/09
	Half	28	Most recent, at L.A. Lakers (2nd)	05/25/01
	Quarter	8	at L.A. Lakers (4th)	05/25/01
	Overtime	3	at Golden State	05/12/13
	Largest Margin of Victory	40	vs. Denver	05/04/83
	Largest Margin of Defeat	47	at L.A. Lakers	04/17/86

FIELD GOALS MADE

INDIVIDUAL	Game	19	Most recent, George Gervin vs. Houston.	04/04/80
	Half	13	George Gervin vs. Washington (2nd)	05/11/79
	Quarter	10	George Gervin vs. Washington (3rd)	05/11/79
TEAM HIGHS	Game	67	vs. Denver	05/04/83
	Half	34	vs. Denver (2nd)	05/04/83
	Quarter	18	Most recent, vs. Oklahoma City (1st)	04/30/16
TEAM LOWS	Game	25	Most recent, at Dallas	04/23/09
	Half	7	vs. L.A. Lakers (2nd)	05/21/01
	Quarter	2	Most recent, vs. Phoenix (3rd)	04/25/00

FIELD GOALS ATTEMPTED

INDIVIDUAL	Game	32	George Gervin vs. Washington.	05/11/79
	Half	19	George Gervin vs. Washington (2nd)	05/11/79
	Quarter	13	Most recent, Tim Duncan vs. Detroit (3rd)	06/23/05
TEAM HIGHS	Game	124	vs. Denver	05/04/83
	Half	63	vs. Denver (2nd)	05/04/83
	Quarter	38	vs. Denver (3rd)	05/04/83
TEAM LOWS	Game	60	Most recent, at L.A. Lakers	05/23/99
	Half	27	Most recent, vs. Memphis (2nd)	04/17/17
	Quarter	8	vs. L.A. Lakers (4th)	05/17/99

FIELD GOAL PERCENTAGE

INDIVIDUAL	Game	1.000	Numerous Times	
	Game	.657	vs. Denver (46-70)	04/26/85
	Half	.758	at Miami (25-33) (1st)	06/10/14
TEAM HIGHS	Quarter	.875	vs. Miami (14-16) (4th)	06/05/14
	Game	.289	vs. New Jersey (26-90)	06/11/03
	Half	.213	at L.A. Lakers (10-47) (2nd)	05/15/04
TEAM LOWS	Quarter	.125	vs. Utah (2-16) (4th)	04/30/94

3-PT FIELD GOALS MADE

INDIVIDUAL	Game	8	Michael Finley vs. Denver	05/02/07
	Half	6	Danny Green, vs. Miami (2nd)	06/11/13
	Quarter	4	Most recent, Patty Mills vs. Memphis (4th)	04/25/17
TEAM HIGHS	Game	16	vs. Miami	06/11/13
	Half	9	Most recent, vs. Miami (2nd)	06/08/14
	Quarter	6	Most recent, vs. Memphis (2nd)	04/25/17
TEAM LOWS	Game	0	Numerous Times	

3-PT FIELD GOALS ATTEMPTED

INDIVIDUAL	Game	12	Most recent, Patty Mills vs. Houston.	05/09/17
	Half	8	Most recent, Patty Mills vs. Houston (2nd)	05/09/17
	Quarter	7	Marco Belinelli vs. L.A. Clippers (2nd)	04/30/15
TEAM HIGHS	Game	35	at Oklahoma City	05/31/14
	Half	20	Most recent, at Golden State (1st)	04/24/18
	Quarter	14	at L.A. Clippers (4th)	04/19/15
TEAM LOWS	Game	0	Numerous Times	

3-PT FIELD GOAL PERCENTAGE

INDIVIDUAL	Game	1.000	Most recent, Danny Green vs. Miami (5-5)	06/09/013
	Game	1.000	at Portland (1-1)	05/19/90
	Half	1.000	Numerous Times	
TEAM LOWS	Game	.000	Numerous Times	

FREE THROWS MADE

INDIVIDUAL	Game	19	Most recent, Kawhi Leonard vs. Memphis	04/17/17
	Half	13	Most recent, LaMarcus Aldridge at Golden State (2nd)	04/24/18
	Quarter	11	Manu Ginobili at Utah (4th)	05/28/07
TEAM HIGHS	Game	39	Most recent, at Denver	05/02/05
	Half	27	Most recent, at L.A. Lakers (1st)	05/23/99
	Quarter	19	at Utah (4th)	05/28/07
TEAM LOWS	Game	5	at L.A. Lakers	05/23/08
	Half	1	Most recent, at Houston (1st)	05/11/17
	Quarter	0	Numerous Times	

SPURS PLAYOFF RECORDS

FREE THROWS ATTEMPTED

INDIVIDUAL	Game	23	Most recent, Tim Duncan vs. Dallas	05/22/06
	Half	15	David Robinson vs. Phoenix (2nd)	05/16/93
	Quarter	13	Manu Ginobili at Utah (4th)	05/28/07
TEAM HIGHS	Game	54	at L.A. Lakers	05/23/99
	Half	37	at L.A. Lakers (1st)	05/23/99
TEAM LOWS	Quarter	25	Most recent, at Utah (4th)	05/28/07
	Game	9	vs. Washington	04/25/78
	Half	1	at Dallas (1st)	04/26/14
	Quarter	0	Numerous times	

FREE THROW PERCENTAGE

INDIVIDUAL	Game	1.000	Most recent, Kawhi Leonard vs. Memphis (19-19)	04/17/17
	Half	1.000	LaMarcus Aldridge at Golden State (13-13) (2nd)	04/24/18
	Quarter	1.000	Numerous Times	
TEAM HIGHS	Game	1.000	at Portland (25-25)	05/10/14
	Half	1.000	Numerous Times	
TEAM LOWS	Game	.429	Most recent, vs. Portland (6-14)	05/08/14
	Half	.111	vs. L.A. Lakers (1-9) (2nd)	05/02/04
	Quarter	.000	Numerous Times	

REBOUNDS

INDIVIDUAL	Game	25	Tim Duncan at L.A. Lakers	05/14/02
	Half	15	Tim Duncan vs. Dallas (1st)	05/07/01
	Quarter	11	Tim Duncan at Phoenix (2nd)	04/25/03
TEAM HIGHS	Game	75	vs. Denver	05/04/83
	Half	38	vs. Denver (2nd)	05/04/83
TEAM LOWS	Quarter	25	vs. Denver (4th)	05/04/83
	Game	18	at L.A. Lakers	04/17/86
	Half	4	at L.A. Lakers (1st)	04/17/86
	Quarter	0	at L.A. Lakers (2nd)	04/17/86

OFFENSIVE REBOUNDS

INDIVIDUAL	Game	12	Dennis Rodman at Houston	05/28/95
	Half	7	Nazr Mohammed vs. Denver (2nd)	04/24/05
	Quarter	5	Most recent, LaMarcus Aldridge vs. Houston (4th)	05/09/17
TEAM HIGHS	Game	27	at Philadelphia	04/20/78
	Half	17	vs. Phoenix (2nd)	04/29/92
TEAM LOWS	Quarter	10	at Portland (2nd)	05/15/90
	Game	3	Most recent, at Golden State	04/14/18
	Half	0	Most recent, vs. Miami (1st)	06/13/13
	Quarter	0	Numerous Times	

DEFENSIVE REBOUNDS

INDIVIDUAL	Game	20	Tim Duncan at Phoenix	04/25/03
	Half	11	Most recent, Tim Duncan vs. L.A. Lakers (2nd)	05/27/08
	Quarter	10	Tim Duncan at Phoenix (2nd)	04/25/03
TEAM HIGHS	Game	56	vs. Denver	05/04/83
	Half	28	vs. Denver (1st and 2nd)	05/04/83
TEAM LOWS	Quarter	16	vs. New Jersey (4th)	06/15/03
	Game	13	at L.A. Lakers	04/17/86
	Half	3	at L.A. Lakers (1st)	04/17/86
	Quarter	0	at L.A. Lakers (2nd)	04/17/86

ASSISTS

INDIVIDUAL	Game	20	Johnny Moore vs. Denver	04/27/83
	Half	11	Most recent, Rod Strickland vs. Portland (2nd)	05/10/90
	Quarter	8	Most recent, Tony Parker vs. Memphis (3rd)	05/21/13
TEAM HIGHS	Game	51	vs. Denver	05/04/83
	Half	27	vs. Denver (2nd)	05/04/83
TEAM LOWS	Quarter	16	vs. Denver (3rd)	05/04/83
	Game	10	at Dallas	04/23/09
	Half	2	at Utah (2nd)	05/28/07
	Quarter	1	Numerous times	

PERSONAL FOULS

TEAM HIGHS	Game	37	Most recent, at Portland	05/01/93
	Half	22	vs. L.A. Clippers (2nd)	04/22/15
	Quarter	16	at L.A. Lakers (4th)	05/15/04
TEAM LOWS	Game	11	vs. Memphis	04/17/16
	Half	3	vs. Memphis (2nd)	04/17/16
	Quarter	0	Most recent, vs. Oklahoma City (3rd)	04/30/16

SPURS PLAYOFF RECORDS

STEALS

INDIVIDUAL	Game	6	Most recent, Manu Ginobili vs. Dallas	05/04/14
	Half	5	Kawhi Leonard at Memphis (2nd)	04/22/17
	Quarter	4	Most recent, Manu Ginobili vs. Dallas (2nd)	05/04/14
TEAM HIGHS	Game	17	at L.A. Lakers	04/29/88
	Half	11	at L.A. Lakers (1st)	04/29/88
	Quarter	7	Most recent, vs. L.A. Lakers (1st)	05/02/04
TEAM LOWS	Game	1	Most recent, at Memphis	04/20/17
	Half	0	Numerous Times	

BLOCKS

INDIVIDUAL	Game	9	Tim Duncan vs. Phoenix	05/18/07
	Half	7	David Robinson vs. Golden State (2nd)	04/25/91
	Quarter	5	Most recent, Tim Duncan vs. Phoenix (1st)	05/18/07
TEAM HIGHS	Game	14	vs. Houston	04/08/81
	Half	10	vs. Utah (1st)	04/30/94
	Quarter	8	vs. Memphis (2nd)	05/21/13
TEAM LOWS	Game	0	Most recent, at Golden State	04/24/18
	Half	0	Numerous Times	

TURNOVERS

INDIVIDUAL	Game	10	Tim Duncan at L.A. Lakers	05/05/02
	Half	7	Tim Duncan at L.A. Lakers (2nd)	05/05/02
	Quarter	5	Most recent, Tim Duncan vs. Phoenix (4th)	05/14/07
TEAM HIGHS	Game	26	at Denver	04/28/85
	Half	18	at Denver (1st)	04/28/85
	Quarter	14	at Denver (1st)	04/28/85
TEAM LOWS	Game	4	at Miami	06/06/13
	Half	1	Most recent, at Denver (2nd)	04/27/19
	Quarter	0	Most recent, at Denver (3rd)	04/27/19

STREAKS

Consecutive Wins	12	05/13/99–06/18/99
Consecutive Losses	7	Most recent	05/14/17–04/19/18

OPPONENT PLAYOFF RECORDS

POINTS

INDIVIDUAL	Game	45	Kobe Bryant vs. L.A. Lakers	05/19/01
	Half	30	James Harden at Houston (2nd)	05/05/17
	Quarter	23	Goran Dragic vs. Phoenix (4th)	05/07/10
TEAM HIGHS	Game	141	Most recent, at Denver	04/18/85
	Half	83	at Houston (2nd)	04/06/80
	Quarter	45	at Houston (4th)	04/06/80
TEAM LOWS	Overtime	22	vs. Phoenix	04/19/08
	Game	63	at Portland	06/04/99
	Half	25	at Portland (2nd)	06/04/99
	Quarter	8	Most recent, at L.A. Clippers (3rd)	05/19/12

FIELD GOALS MADE

INDIVIDUAL	Game	19	Most recent, Nikola Jokic vs. Denver	04/25/19
	Half	13	Most recent, Nikola Jokic vs. Denver (2nd)	04/25/19
	Quarter	10	Moses Malone at Houston (2nd)	04/10/81
TEAM HIGHS	Game	58	at Houston	04/06/80
	Half	33	at Houston (2nd)	04/06/80
	Quarter	17	Most recent, vs. Golden State (3rd)	05/16/13
TEAM LOWS	Game	19	at Portland	06/04/99
	Half	8	at Portland (2nd)	06/04/99
	Quarter	2	vs. Utah (3rd)	05/09/98

FIELD GOALS ATTEMPTED

INDIVIDUAL	Game	38	Kobe Bryant vs. L.A. Lakers	05/05/03
	Half	20	Kobe Bryant vs. L.A. Lakers (2nd)	05/19/01
	Quarter	14	Amare Stoudemire at Phoenix (4th)	06/01/05
TEAM HIGHS	Game	111	vs. Washington	05/11/79
	Half	57	Most recent, vs. Washington (2nd)	05/11/79
	Quarter	31	vs. Washington (3rd)	05/11/79
TEAM LOWS	Game	62	at Miami	06/10/14
	Half	25	at L.A. Lakers (2nd)	05/15/04
	Quarter	10	vs. Memphis (4th)	04/17/04

OPPONENT PLAYOFF RECORDS

FIELD GOAL PERCENTAGE

INDIVIDUAL	Game	1.000	Most recent, Will Barton vs. Portland (5-5)	05/08/14
TEAM HIGHS	Game	.663	at L.A. Lakers (57-86)	04/17/86
	Half	.743	at Phoenix (26-35) (1st)	05/18/93
	Quarter	.850	at L.A. Lakers (17-20) (2nd)	04/17/86
	Game	.247	at Portland (19-77)	06/04/99
TEAM LOWS	Half	.200	at Portland (8-40) (2nd)	06/04/99
	Quarter	.118	vs. Utah (2-17) (3rd)	05/09/98

3-PT FIELD GOALS MADE

INDIVIDUAL	Game	7	Most recent, Steph Curry at Golden State	05/15/17
	Half	5	Most recent, Goran Dragic vs. Phoenix (2nd)	05/07/10
TEAM HIGHS	Game	22	vs. Houston	05/01/17
	Half	12	at Houston (2nd)	05/07/17
	Quarter	8	at Houston (3rd)	05/07/17
TEAM LOWS	Game	0	Numerous Times	

3-PT FIELD GOALS ATTEMPTED

INDIVIDUAL	Game	16	Steph Curry at Golden State	05/15/17
	Half	11	Kobe Bryant vs. L.A. Lakers (2nd)	05/13/03
TEAM HIGHS	Game	50	vs. Houston	05/01/17
	Half	27	vs. Houston (1st)	05/01/17
	Quarter	15	vs. Houston (3rd)	05/09/17
TEAM LOWS	Game	0	Numerous Times	

3-PT FIELD GOAL PERCENTAGE

INDIVIDUAL	Game	1.000	Most recent, Will Barton vs. Denver (3-3)	04/20/19
TEAM HIGHS	Game	1.000	Numerous Times	
	Half	1.000	Numerous Times	
TEAM LOWS	Game	.000	Numerous Times	

FREE THROWS MADE

INDIVIDUAL	Game	21	Dirk Nowitzki at Dallas	05/13/06
	Half	13	Moses Malone vs. Houston (2nd)	04/14/81
	Quarter	9	Most recent, Dirk Nowitzki at Dallas (4th)	05/13/06
TEAM HIGHS	Game	49	vs. Dallas	05/19/03
	Half	28	vs. Dallas (2nd)	05/19/03
	Quarter	20	vs. Dallas (4th)	05/19/03
TEAM LOWS	Game	4	Most recent, vs. Memphis	04/17/16
	Half	0	at L.A. Lakers (1st)	05/07/02
	Quarter	0	Numerous Times	

FREE THROWS ATTEMPTED

INDIVIDUAL	Game	24	Dirk Nowitzki at Dallas	05/13/06
	Half	14	Most recent, Shaquille O'Neal vs. Phoenix (1st)	04/29/08
	Quarter	10	Most recent, Shaquille O'Neal vs. Phoenix (2nd)	04/29/08
TEAM HIGHS	Game	51	at Portland	05/08/90
	Half	33	at L.A. Clippers (2nd)	04/22/15
	Quarter	30	at L.A. Lakers (4th)	05/15/04
TEAM LOWS	Game	5	vs. Utah	05/09/96
	Half	1	Most recent, vs. Oklahoma City (2nd)	05/21/14
	Quarter	0	Numerous times	

FREE THROW PERCENTAGE

INDIVIDUAL	Game	1.000	Most recent, Russell Westbrook at Oklahoma City (14-14)	05/27/14
TEAM HIGHS	Game	1.000	vs. Dallas (23-23)	05/27/03
	Half	1.000	vs. Dallas (29-29) (2nd)	05/19/03
TEAM LOWS	Game	.389	vs. L.A. Lakers (7-18)	05/05/04
	Half	.000	vs. L.A. Lakers (0-2) (1st)	05/07/02
	Quarter	.000	Numerous times	

REBOUNDS

INDIVIDUAL	Game	23	Elvin Hayes vs. Washington	05/09/79
	Half	15	Elvin Hayes vs. Washington (2nd)	05/09/79
	Quarter	11	Elvin Hayes vs. Washington (4th)	05/09/79
TEAM HIGHS	Game	65	at Golden State	05/12/13
	Half	37	vs. Golden State (1st)	04/22/18
	Quarter	22	Most recent, at Denver (1st)	04/27/19
TEAM LOWS	Game	26	at Miami	06/10/14
	Half	10	Most recent, at Miami (1st)	06/10/14
	Quarter	2	vs. Miami (4th)	06/05/14

OPPONENT PLAYOFF RECORDS

OFFENSIVE REBOUNDS

INDIVIDUAL	Game	11	Most recent, Wes Unseld vs. Washington	05/11/79
	Half	8	Shaquille O'Neal at L.A. Lakers (1st)	05/11/03
	Quarter	6	Shaquille O'Neal at L.A. Lakers (1st)	05/11/03
TEAM HIGHS	Game	28	Most recent, vs. Washington	05/11/79
	Half	16	Most recent, vs. Golden State (1st)	04/22/18
	Quarter	12	at Phoenix (1st)	05/01/03
TEAM LOWS	Game	3	Most recent, at L.A. Lakers	05/23/08
	Half	0	Most recent, at Denver (2nd)	04/16/19
	Quarter	0	Numerous Times	

DEFENSIVE REBOUNDS

INDIVIDUAL	Game	19	Dirk Nowitzki at Dallas	05/19/06
	Half	13	Blake Griffin, vs. LA Clippers (2nd)	04/26/15
	Quarter	9	Blake Griffin, vs. LA Clippers (4th)	04/26/15
TEAM HIGHS	Game	48	vs. Golden State	05/22/17
	Half	31	vs. Golden State (1st)	05/22/17
	Quarter	19	vs. Golden State (1st)	05/22/17
TEAM LOWS	Game	19	Most recent, vs. Sacramento	05/02/06
	Half	4	vs. Sacramento (1st)	04/22/06
	Quarter	1	at Philadelphia (3rd)	04/22/79

ASSISTS

INDIVIDUAL	Game	19	Most recent, John Stockton vs. Utah	05/07/96
	Half	11	Kevin Johnson vs. Phoenix (1st)	04/28/96
	Quarter	8	Kevin Johnson at Phoenix (2nd)	04/26/92
TEAM HIGHS	Game	40	Most recent, at L.A. Lakers	04/29/88
	Half	23	at Golden State (1st)	05/16/17
	Quarter	14	vs. Denver (1st)	04/26/83
TEAM LOWS	Game	8	Most recent, vs. Dallas	05/07/06
	Half	1	vs. Dallas (2nd)	05/07/06
	Quarter	0	Most recent, vs. Portland (1st)	05/16/14

PERSONAL FOULS

TEAM HIGHS	Game	39	Most recent, at L.A. Lakers	05/23/99
	Half	25	at L.A. Lakers (1st)	05/23/99
	Quarter	15	Most recent, vs. Oklahoma City (4th)	05/27/12

STEALS

INDIVIDUAL	Game	7	Charles Barkley at Phoenix	05/13/93
	Half	6	Maurice Cheeks at Philadelphia (1st)	04/22/79
	Quarter	3	Numerous Times	
TEAM HIGHS	Game	16	at Golden State	05/16/17
	Half	9	Most recent, at Golden State (2nd)	05/16/17
	Quarter	7	Most recent, at Memphis (1st)	05/23/13
TEAM LOWS	Game	0	vs. Sacramento	04/22/06
	Half	0	Numerous Times	

BLOCKS

INDIVIDUAL	Game	8	Shaquille O'Neal at L.A. Lakers	05/09/04
	Half	6	Shaquille O'Neal at L.A. Lakers (2nd)	05/14/02
	Quarter	5	Ben Wallace at Detroit (1st)	06/14/05
TEAM HIGHS	Game	14	at L.A. Lakers	05/11/82
	Half	10	Most recent, at New Jersey (1st)	06/11/03
	Quarter	6	at L.A. Lakers (3rd)	05/18/83
TEAM LOWS	Game	0	Numerous Times	

TURNOVERS

INDIVIDUAL	Game	9	Magic Johnson at L.A. Lakers	04/17/86
	Half	6	Kevin Durant at Oklahoma City (2nd)	05/31/14
	Quarter	27	vs. Philadelphia	04/15/79
TEAM HIGHS	Game	17	at L.A. Lakers (1st)	04/29/88
	Half	11	vs. L.A. Lakers (4th)	05/02/04
	Quarter	4	at Detroit	06/16/05
TEAM LOWS	Game	0	Most recent, at Denver (2nd)	04/27/19
	Quarter	0	Most recent, at Denver (4th)	04/27/19



THE NBA



**NATIONAL BASKETBALL ASSOCIATION
NBA ENTERTAINMENT
WOMEN'S NATIONAL BASKETBALL ASSOCIATION
NBA G LEAGUE
NBA 2K LEAGUE**



NEW YORK

Olympic Tower
645 Fifth Avenue
New York, NY 10022
Telephone: (212) 407-8000
Fax: (212) 832-3861

NEW JERSEY

100 Plaza Drive
Secaucus, NJ 07094
Telephone: (201) 865-1500
Fax: (201) 974-5973

INTERNATIONAL OFFICES

AFRICA

9th Floor GreenPark Corner
3 Lower Road Morningside
2196
Johannesburg, South Africa
Telephone: +27-100-072-668

ASIA/PACIFIC

CHINA—BEIJING

19th Floor, Office Tower 2,
China Central Place
No. 79 Jianguo Road,
Chaoyang District
Beijing, China 100025
Telephone: +86-10-5200-8200
Fax: +86-10-5200-8202

CHINA—SHANGHAI

Unit 2703-2708, 27F, Tower
2 Plaza
66 1266 Nanjing West Road,
Jing An District
Shanghai, China 200040
Telephone: +86-21-6137-2200
Fax: +86-21-6288-9920

HONG KONG

Room 3101, Lee Gardens
One
33 Hysan Avenue
Causeway Bay, Hong Kong
Telephone: +852-2843-9600
Fax: +852-2536-4808

PHILIPPINES

Unit 1701, World Plaza
Building
5th Avenue corner 30th
Street
Bonifacio Global City
Taguig, 1634 Philippines
Jandric Lim, Communications
Telephone: +632-866-8205

TAIWAN

Suite 1303, No. 88, Section 2
Chung Hsiao East Road
Taipei, Taiwan ROC 100
Telephone: +886-2-2397-8000
Fax: +886-2-2358-1098

CANADA

50 Bay Street, Suite 1402
Toronto, Ontario Canada M5J
3A5
Telephone: (416) 682-2000
Fax: (416) 364-0205

EUROPE & THE MIDDLE EAST

LONDON

Endeavour House,
189 Shaftesbury Avenue
London, United Kingdom
WC2H 8JR
Telephone: +44-20-7420-8900

SPAIN

Leganitos Street 6th Floor
28013 Madrid, Spain
Ignasi Castello,
Communications
Telephone +34-912-153-573

INDIA

Tower 1, 10th Floor
Indiabulls Finance Center
Senapati Bapat Marg
Mumbai Maharashtra 400013
Telephone: +91-22-6124-6100

LATIN AMERICA

BRAZIL

Av Borges de Medeiros, 633
Sala 301 – Leblon
Rio de Janeiro, RJ, Brazil
22430-041
Telephone: +55-21-3206-6400
Fax: +55-21-2586-6001

MEXICO

Av. Prolongacion Paseo de la
Reforma
No. 1236, Piso 6,
Planta Baja Desarrollo Santa
Fe
Cuajimalpa De Morelos,
Ciudad De Mexico 05348
Telephone: +52-55-9171-7700

Agua Caliente Clippers of Ontario

9680 Haven Ave. #120; Rancho Cucamonga, CA 91730

Tel: (909) 406-9090

Arena: Citizens Business Bank Arena

Media Relations Contact: Colette Garcia

(cgarcia@clippers.com)

Website: www.

aguacalienteclippers.com

NBA Affiliation: LA Clippers

Austin Spurs

13581 Pond Springs Road, Suite 108, Austin, TX 78729

Tel: (512) 236-8333; Fax: (512)

236-8444

Arena: H-E-B Center at Cedar Park

Media Relations Contact: Perri Travillion

(ptravillion@attcenter.com);

Amanda Janczak

(ajanczak@attcenter.com)

Website: www.austinspurs.com

NBA Affiliation: San Antonio

Canton Charge

1101 Market Avenue North;

Canton, OH 44702

Tel: (866) 444-1944; Fax: (330)

489-1703

Arena: Canton Memorial

Civic Center

Media Relations Contact: Sean

Wyatt

(swyatt@cantoncharge.

com); Joanna Radov (jradov@

cantoncharge.com)

Website: www.cantoncharge.com

NBA Affiliation: Cleveland

Capital City Go-Go

1100 Oak Drive SE; Washington, DC 20032

Tel: (202) 318-5278

Arena: Entertainment & Sports

Arena in Congress Heights

Media Relations Contact: Matt

Quinn

(mqquinn@monumentalsports.

com)

Website: www.CapitalCityGoGo.

com

NBA Affiliation: Washington

College Park Skyhawks

101 Marietta St. NW Suite 1100;

Atlanta, GA 30303

Tel: (404) 878-3800

Arena: Gateway Center Arena @

College Park

Media Relations Contact: Alli

Ehrhardt

(alli.ehrhardt@cpskyhawks.com)

Website: www.cpskyhawks.com

NBA Affiliation: Atlanta Hawks

Delaware Blue Coats

401 Garasches Lane, Wilmington, DE 19801

Tel: (302) 504-7587

Arena: 76ers Fieldhouse

Media Relations Contact: Matt

Murphy

(mattmurphy@76ers.com); Alex

Yoh (alexeyoh@76ers.com)

Website: www.sixers.com/

bluecoats

NBA Affiliation: Philadelphia

Erie BayHawks

110 East 8th Street; Erie, PA

16501

Tel: (814) 790-5600

Arena: Erie Insurance Arena

Media Relations Contact: Michael

Somrak

(michael.somrak@nbaerie.com)

Website: www.nbaerie.com

NBA Affiliation: New Orleans

Fort Wayne Mad Ants

1910 St. Joe Center Rd, Suite 61;

Fort Wayne, IN 46825

Tel: (260) 469-4667

Arena: Allen County War

Memorial Coliseum

Media Relations Contact: Ryan

Stevens

(rstevens@ftwaynemadants.com)

Website: www.ftwaynemadants.

com

NBA Affiliation: Indiana

Grand Rapids Drive

40 Monroe Center NW, Suite 200;

Grand Rapids MI 49503

Tel: (844) 473-7483

Arena: DeltaPlex Arena

Media Relations Contact:

Rob Johnson (rjohnson@

nbagrandsrapids.com)

Website: www.nbagrandsrapids.

com

NBA Affiliation: Detroit

Greensboro Swarm

2411 B West Gate City Blvd.;

Greensboro, NC 27403

Tel: (336) 907-3600

Arena: Fieldhouse at the

Greensboro Coliseum Complex

Media Relations Contact: Justin

Trujillo (jtrujillo@hornets.com)

Website: www.gsoswarm.com

NBA Affiliation: Charlotte

Iowa Wolves

730 3rd Street; Des Moines, Iowa 50309

Tel: (515) 564-8550; Fax: (515)

564-8551

Arena: Wells Fargo Arena

Media Relations Contact: Seth

Nutting

(seth.nutting@iawolves.com)

Website: www.iawolves.com

NBA Affiliation: Minnesota

Lakeland Magic

701 West Lime Street; Lakeland, FL 33815

Tel: (863) 825-3258; Fax: (863)

825-3279

Arena: RP Funding Center

Media Relations Contact: Ashley

Foss

(afoss@lakelandmagic.com)

Website: www.lakelandmagic.com

NBA Affiliation: Orlando

Long Island Nets

168 39th Street, 8th Floor;

Brooklyn, NY 11232

Tel: (718) 215-2299; Fax: (718)

522-3544

Arena: NYCB Live's Nassau

Veterans Memorial Coliseum

Media Relations Contact: Megan

Walsh

(mwals@brooklynnets.com)

Website: www.longislandnets.com

NBA Affiliation: Brooklyn

Maine Red Claws

550 Forest Avenue; Portland, ME 04012

Tel: (207) 210-6655; Fax: (207)

210-6659

Arena: Portland Exposition

Building

Media Relations Contact: Evans

Boston (eboston@maineredclaws.

com)

Website: www.maineredclaws.

com

NBA Affiliation: Boston

NBA G LEAGUE TEAM DIRECTORY

Memphis Hustle

191 Beale Street; Memphis, TN 38103
Tel: (901) 205-1234; Fax: (901) 205-1244
Arena: Landers Center
Media Relations Contact: Geoffrey Langham (glangham@grizzlies.com)
Website: www.memphishustle.com
NBA Affiliation: Memphis

Northern Arizona Suns

3201 N. Main Street; Prescott Valley, AZ 86314
Tel: (928) 772-7867
Arena: Findlay Toyota Center
Media Relations Contact: Jake Withee (jwithe@nazsuns.com)
Website: www.nazsuns.com
NBA Affiliation: Phoenix

Oklahoma City Blue

208 Thunder Drive; Oklahoma City, OK 73102
Tel: (405) 208-4800; Fax: (405) 429-7900
Arena: Cox Convention Center
Media Relations Contact: Laila Wani (lwani@okcthunder.com); Shelby Willingham (swillingham@okcthunder.com)
Website: www.oklahomacityblue.com
NBA Affiliation: Oklahoma City

Raptors 905

5600 Rose Cherry Place; Mississauga, ON L4Z4B6
Tel: (416) 815-5600 Fax: (416) 357-9205
Arena: Paramount Fine Foods Centre
Media Relations Contact: Stefano Toniutti (Stefano.toniutti@mlse.com)
Website: www.raptors905.com
NBA Affiliation: Toronto

Rio Grande Valley Vipers

4900 S. I-69; Edinburg, Texas, 78539
Tel: (956) 369-8959; Fax: (956) 972-1150
Arena: Bert Ogden Arena
Media Relations Contact: Amairani Ramirez (mediarelations@rgvipers.com)
Website: www.rgvipers.com
NBA Affiliation: Houston

Salt Lake City Stars

301 West South Temple; Salt Lake City, UT 84101
Tel: (801) 325-2500
Arena: Lifetime Activities Center – Bruin Arena
Media Relations Contact: Matt de Nesnera (matt.denesnera@utahjazz.com); Olivia Hill (olivia.hill@utahjazz.com)
Website: www.slstars.com
NBA Affiliation: Utah

Santa Cruz Warriors

903 Pacific Avenue, Suite 101; Santa Cruz, CA 95060
Tel: (831) 731-4400
Arena: Kaiser Permanente Arena
Media Relations Contact: Massimo Degaudenzi (massimo@santacruzbasketball.com)
Website: www.santacruzbasketball.com
NBA Affiliation: Golden State

Sioux Falls Skyforce

2131 South Minnesota Ave; Sioux Falls, SD 57105
Tel: (605) 332-0605
Arena: Sanford Pentagon
Media Relations Contact: Matt Dykstra (mdykstra@skyforceonline.com)
Website: www.skyforceonline.com
NBA Affiliation: Miami

South Bay Lakers

2275 E. Mariposa Ave.; El Segundo, CA 90245
Tel: (310) 426-6000; Fax: (310) 426-6031
Arena: Toyota Sports Center
Media Relations Contact: Noah Camarena (ncamarena@sblakers.com)
Website: www.sblakers.com
NBA Affiliation: Los Angeles Lakers

Stockton Kings

400 E. Main, Suite 760, 95202; Stockton, CA
Tel: (888) 465-7209
Arena: Stockton Arena
Media Relations Contact: Sabrena Hernandez (shernandez@stocktonkings.com)
Website: www.stocktonkings.com
NBA Affiliation: Sacramento

Texas Legends

2601 Avenue of the Stars, Suite 300; Frisco, TX 75034
Tel: (214) 469-0822; Fax: (214) 469-0823
Arena: Comerica Center
Media Relations Contact: Britney Wynn (bwynn@texlegends.com)
Website: www.texlegends.com
NBA Affiliation: Dallas

Westchester Knicks

198 Central Ave.; White Plains, NY 10606
Tel: (914) 559-6888
Arena: Westchester County Center
Media Relations Contact: Ajah Hawley-Alexander (ajah.hawley-alexander@msg.com)
Website: www.westchesterknicks.com
NBA Affiliation: New York

Windy City Bulls

5333 Prairie Stone Parkway; Hoffman Estates, IL 60192
Tel: (847) 396-7070
Arena: Sears Centre Arena
Media Relations Contact: Joe Kessenich (jkessenich@bulls.com)
Website: www.windycitybulls.com
NBA Affiliation: Chicago

Wisconsin Herd

549 High Avenue; Oshkosh, WI 54901
Tel: (920) 233-4374; Fax: (920) 744-0238
Arena: Menominee Nation Arena
Media Relations Contact: Eric Kohlbeck (ekohlbeck@bucks.com)
Website: www.wisconsinherd.com
NBA Affiliation: Milwaukee

2018-19 G LEAGUE FINAL STANDINGS

EASTERN CONFERENCE

Atlantic Division	W-L	Pct	GB	Home W-L	Away W-L	Last 10	Streak
Long Island	34-16	.680	---	19-6	15-10	9-1	Won 3
Raptors 905	29-21	.580	5.0	13-12	16-9	5-5	Lost 2
Westchester	29-21	.580	5.0	16-9	13-12	6-4	Lost 1
Delaware	21-29	.420	13.0	13-12	8-17	4-6	Won 1
Maine	19-31	.380	15.0	11-14	8-17	2-8	Lost 4

Central Division	W-L	Pct	GB	Home W-L	Away W-L	Last 10	Streak
Grand Rapids	28-22	.560	---	14-11	14-11	8-2	Won 2
Windy City	27-23	.540	1.0	15-10	12-13	6-4	Lost 3
Fort Wayne	23-27	.460	5.0	14-11	9-16	4-6	Lost 1
Canton	22-28	.440	6.0	10-15	12-13	5-5	Won 1
Wisconsin	12-38	.240	16.0	8-17	4-21	2-8	Lost 4

Southeast Division	W-L	Pct	GB	Home W-L	Away W-L	Last 10	Streak
Lakeland	32-18	.640	---	18-7	14-11	7-3	Won 4
Capital City	25-25	.500	7.0	14-11	11-14	4-6	Won 1
Erie	24-26	.480	8.0	17-8	7-18	5-5	Won 3
Greensboro	24-26	.480	8.0	10-15	14-11	4-6	Won 1

WESTERN CONFERENCE

Pacific Division	W-L	Pct	GB	Home W-L	Away W-L	Last 10	Streak
Rio Grande Valley	34-16	.680	---	18-7	16-9	7-3	Won 2
Salt Lake City	27-23	.540	7.0	15-10	12-13	6-4	Won 1
Austin	20-30	.400	14.0	13-12	7-18	4-6	Lost 2
Texas	16-34	.320	18.0	14-11	2-23	2-8	Lost 2

Pacific Division	W-L	Pct	GB	Home W-L	Away W-L	Last 10	Streak
Santa Cruz	34-16	.680	---	20-5	14-11	6-4	Won 3
Stockton	30-20	.600	4.0	18-7	12-13	5-5	Lost 1
Agua Caliente	26-24	.520	8.0	14-11	12-13	5-5	Lost 2
South Bay	21-29	.420	13.0	13-12	8-17	6-4	Lost 2
Northern Arizona	12-38	.240	22.0	7-18	5-20	3-7	Won 1

Pacific Division	W-L	Pct	GB	Home W-L	Away W-L	Last 10	Streak
Oklahoma City	34-16	.680	---	17-8	17-8	9-1	Won 4
Memphis-GLG	28-22	.560	6.0	16-9	12-13	6-4	Lost 1
Sioux Falls	24-26	.480	10.0	13-12	11-14	1-9	Lost 1
Iowa	20-30	.400	14.0	13-12	7-18	4-6	Lost 1

2018-19 G LEAGUE AWARD WINNERS

Most Valuable Player: Chris Boucher (Raptors 905)

Dennis Johnson Coach of the Year: Will Weaver (Long Island Nets)

Defensive Player of the Year: Chris Boucher (Raptors 905)

Rookie of the Year: Angel Delgado (Agua Caliente Clippers)

Jason Collier Sportsmanship Award: Gabe York (Lakeland Magic)

Most Improved Player: Michael Frazier (Rio Grande Valley Vipers)

Basketball Executive of the Year: Trajan Langdon (Long Island Nets)

Finals MVP: Isaiah Hartenstein (Rio Grande Valley Vipers)

2018-19 ALL-NBA G LEAGUE TEAMS

FIRST TEAM

Chris Boucher – Raptors 905
Angel Delgado – Agua Caliente
Jordan Loyd – Raptors 905
Jordan McRae – Capital City
Alan Williams – Long Island

SECOND TEAM

Isaiah Hartenstein – Rio Grande Valley
Walter Lemon Jr. – Windy City
Yante Maten – Sioux Falls
Johnathan Motley – Agua Caliente
Theo Pinson – Long Island

THIRD TEAM

PJ Dozier – Maine
Amile Jefferson – Lakeland
Kalin Lucas – Grand Rapids
Duncan Robinson – Sioux Falls
Christian Wood – Wisconsin

2018-19 ALL-NBA G LEAGUE ALL-ROOKIE TEAM

Chris Chiozza – Capital City
Angel Delgado – Agua Caliente
Yante Maten – Sioux Falls
Theo Pinson – Long Island
Duncan Robinson – Sioux Falls

2018-19 ALL-NBA G LEAGUE ALL-DEFENSIVE TEAM

Kadeem Allen – Westchester
Chris Boucher – Raptors 905
Amida Brimah – Austin
Gary Payton II – Rio Grande Valley
Norvel Pelle – Delaware

ALL-TIME NBA LEADERS

(ACTIVE 2018-19 PLAYERS IN CAPITAL LETTERS)

MOST GAMES PLAYED

Robert Parish	1,611
Kareem Abdul-Jabbar	1,560
DIRK NOWITZKI	1,522
John Stockton	1,504
VINCE CARTER	1,481
Karl Malone	1,476
Kevin Garnett	1,462
Kevin Willis	1,424
Jason Terry	1,410
Tim Duncan	1,392

MOST MINUTES PLAYED

Kareem Abdul-Jabbar	57,446
Karl Malone	54,852
DIRK NOWITZKI	51,369
Kevin Garnett	50,418
Jason Kidd	50,110
Elvin Hayes	50,000
Kobe Bryant	48,638
Wilt Chamberlain	47,859
John Stockton	47,764
Reggie Miller	47,619

MOST FIELD GOALS MADE

Kareem Abdul-Jabbar	15,837
Karl Malone	13,528
Wilt Chamberlain	12,681
Michael Jordan	12,192
LEBRON JAMES	11,838
Kobe Bryant	11,719
Shaquille O'Neal	11,330
DIRK NOWITZKI	11,169
Elvin Hayes	10,976
Hakeem Olajuwon	10,749

MOST FIELD GOALS ATTEMPTED

Kareem Abdul-Jabbar	28,307
Karl Malone	26,210
Kobe Bryant	26,200
Michael Jordan	24,537
Elvin Hayes	24,272
John Havlicek	23,930
Wilt Chamberlain	23,497
DIRK NOWITZKI	23,358
LEBRON JAMES	22,383
Dominique Wilkins	21,589

HIGHEST FIELD GOAL PERCENTAGE

(2,000 FGM minimum)

Player	FGM	FGA	Pct
DEANDRE JORDAN	3,146	4,698	.670
Artis Gilmore	5,732	9,570	.599
TYSON CHANDLER	3,544	5,946	.596
DWIGHT HOWARD	6,537	11,217	.583
Shaquille O'Neal	11,330	19,457	.582
Mark West	2,528	4,356	.580
Steve Johnson	2,841	4,965	.572
Darryl Dawkins	3,477	6,079	.572
James Donaldson	3,105	5,442	.571
JAVALE MCGEE	2,169	3,807	.570

MOST FREE THROWS MADE

Karl Malone	9,787
Moses Malone	8,531
Kobe Bryant	8,378
Oscar Robertson	7,694
Michael Jordan	7,327
DIRK NOWITZKI	7,240
Jerry West	7,160
LEBRON JAMES	7,140
Dolph Schayes	6,979
Paul Pierce	6,918

MOST FREE THROWS ATTEMPTED

Karl Malone	13,188
Wilt Chamberlain	11,862
Shaquille O'Neal	11,252
Moses Malone	11,090
Kobe Bryant	10,011
Kareem Abdul-Jabbar	9,304
LEBRON JAMES	9,701
Oscar Robertson	9,185
DWIGHT HOWARD	8,885
Jerry West	8,801

HIGHEST FREE THROW PERCENTAGE

(1,200 FTM minimum)

Player	FTM	FTA	Pct
STEPHEN CURRY	2,534	2,801	.905
Steve Nash	3,060	3,384	.904
Mark Price	2,135	2,362	.904
Rick Barry	3,818	4,243	.900
Peja Stojakovic	2,237	2,500	.895
Chauncey Billups	4,496	5,029	.894
Ray Allen	4,398	4,920	.894
Calvin Murphy	3,445	3,864	.892
JJ REDICK	1,846	2,073	.890
Scott Skiles	1,548	1,741	.889

MOST 3-PT. FIELD GOALS MADE

Ray Allen	2,973
Reggie Miller	2,560
STEPHEN CURRY	2,483
KYLE KORVER	2,351
Jason Terry	2,282
VINCE CARTER	2,229
JAMAL CRAWFORD	2,220
Paul Pierce	2,143
JAMES HARDEN	2,025
Jason Kidd	1,988

MOST 3-PT. FIELD GOALS ATTEMPTED

Ray Allen	7,429
Reggie Miller	6,486
JAMAL CRAWFORD	6,377
Jason Terry	6,010
VINCE CARTER	5,966
Paul Pierce	5,816
Jason Kidd	5,701
STEPHEN CURRY	5,690
JAMES HARDEN	5,551
Kobe Bryant	5,546

HIGHEST 3-POINT FIELD GOAL PERCENTAGE

(250 3FGM Minimum)

Player	3FGM	3FGA	Pct
Steve Kerr	726	1,599	.454
Hubert Davis	728	1,651	.441
SETH CURRY	301	686	.439
Drazen Petrovic	255	583	.437
STEPHEN CURRY	2,483	5,690	.436
Jason Kapono	457	1,054	.434
Tim Legler	260	603	.431
Steve Novak	575	1,337	.430
KYLE KORVER	2,351	5,478	.429
Steve Nash	1,685	3,939	.428

(ACTIVE 2018-19 PLAYERS IN CAPITAL LETTERS)

MOST OFFENSIVE REBOUNDS

Moses Malone	6,731
Robert Parish	4,598
Buck Williams	4,526
Dennis Rodman	4,329
Charles Barkley	4,260
Shaquille O'Neal	4,209
Kevin Willis	4,132
Hakeem Olajuwon	4,034
Charles Oakley	3,924
Tim Duncan	3,859

MOST DEFENSIVE REBOUNDS

Kevin Garnett	11,453
Karl Malone	11,406
Tim Duncan	11,232
Robert Parish	10,117
DIRK NOWITZKI	10,021
Hakeem Olajuwon	9,714
DWIGHT HOWARD	9,513
Moses Malone	9,481
Kareem Abdul-Jabbar	9,394
Shaquille O'Neal	8,890

MOST TOTAL REBOUNDS

Wilt Chamberlain	23,924
Bill Russell	21,620
Kareem Abdul-Jabbar	17,440
Elvin Hayes	16,279
Moses Malone	16,212
Tim Duncan	15,091
Karl Malone	14,968
Robert Parish	14,715
Kevin Garnett	14,662
Nate Thurmond	14,464

MOST ASSISTS

John Stockton	15,806
Jason Kidd	12,091
Steve Nash	10,335
Mark Jackson	10,334
Magic Johnson	10,141
Oscar Robertson	9,887
CHRIS PAUL	9,181
Isiah Thomas	9,061
Gary Payton	8,966
LEBRON JAMES	8,662

MOST PERSONAL FOULS

Kareem Abdul-Jabbar	4,657
Karl Malone	4,578
Robert Parish	4,443
Charles Oakley	4,421
Hakeem Olajuwon	4,383
Buck Williams	4,267
Elvin Hayes	4,193
Clifford Robinson	4,175
Kevin Willis	4,172
Shaquille O'Neal	4,146
Otis Thorpe	4,146

MOST DISQUALIFICATIONS

Vern Mikkelsen	127
Walter Dukes	121
Shawn Kemp	115
Charlie Share	105
Paul Arizin	101
Darryl Dawkins	100
James Edwards	96
Tom Gola	94
Tom Sanders	94
Steve Johnson	93

MOST STEALS

John Stockton	3,265
Jason Kidd	2,684
Michael Jordan	2,514
Gary Payton	2,445
Maurice Cheeks	2,310
Scottie Pippen	2,307
Clyde Drexler	2,207
Hakeem Olajuwon	2,162
CHRIS PAUL	2,122
Alvin Robertson	2,112

MOST BLOCKED SHOTS

Hakeem Olajuwon	3,830
Dikembe Mutombo	3,289
Kareem Abdul-Jabbar	3,189
Mark Eaton	3,064
Tim Duncan	3,020
David Robinson	2,954
Patrick Ewing	2,894
Shaquille O'Neal	2,732
Tree Rollins	2,542
Robert Parish	2,361

HIGHEST SCORING AVERAGE

(400 Games or 10,000 Points Minimum)					
Player	G	FGM	FTM	Pts	Avg
Michael Jordan	1,072	12,192	7,327	32,292	30.12
Wilt Chamberlain	1,045	12,681	6,057	31,419	30.07
Elgin Baylor	846	8,693	5,763	23,149	27.4
LEBRON JAMES	1,198	11,838	7,140	32,543	27.2
Jerry West	932	9,016	7,160	25,192	27.0
KEVIN DURANT	849	7,814	5,742	22,940	27.0
Allen Iverson	914	8,467	6,375	24,368	26.7
Bob Pettit	792	7,349	6,182	20,880	26.4
George Gervin	791	8,045	4,541	20,708	26.2
Oscar Robertson	1,040	9,508	7,694	26,710	25.7

POINTS

Kareem Abdul-Jabbar	38,387
Karl Malone	36,928
Kobe Bryant	33,643
LEBRON JAMES	32,543
Michael Jordan	32,292
DIRK NOWITZKI	31,560
Wilt Chamberlain	31,419
Shaquille O'Neal	28,596
Moses Malone	27,409
Elvin Hayes	27,313

ACTIVE NBA LEADERS

(PLAYERS WHO WERE ON ACTIVE ROSTERS OR ON INJURED LIST DURING 2018-19 SEASON)

MOST GAMES PLAYED

Dirk Nowitzki	1,522
Vince Carter	1,481
Jamal Crawford	1,326
Tony Parker	1,254
Pau Gasol	1,226
LeBron James	1,198
Kyle Korver	1,174
Tyson Chandler	1,134
Zach Randolph	1,116
Andre Iguodala	1,108

MOST MINUTES PLAYED

Dirk Nowitzki	51,369
LeBron James	46,236
Vince Carter	45,493
Pau Gasol	41,002
Jamal Crawford	38,988
Tony Parker	38,279
Carmelo Anthony	38,129
Andre Iguodala	37,031
Dwight Howard	35,983
Dwyane Wade	35,774

MOST FIELD GOALS ATTEMPTED

Dirk Nowitzki	23,734
LeBron James	23,478
Vince Carter	21,035
Carmelo Anthony	20,361
Dwyane Wade	17,617
Jamal Crawford	16,463
Kevin Durant	15,859
Tony Parker	15,830
Zach Randolph	15,774
Pau Gasol	15,729

MOST FIELD GOALS MADE

LeBron James	11,838
Dirk Nowitzki	11,169
Vince Carter	9,186
Carmelo Anthony	9,137
Dwyane Wade	8,454
Pau Gasol	7,980
Kevin Durant	7,814
Tony Parker	7,777
LaMarcus Aldridge	7,528
Zach Randolph	7,436

HIGHEST FIELD GOAL PERCENTAGE

(2,000 FGM minimum)

DeAndre Jordan	3,146	4,698	.670
Tyson Chandler	3,544	5,946	.596
Dwight Howard	6,537	11,217	.583
JaVale McGee	2,169	3,807	.570
Amir Johnson	2,558	4,490	.570
Jonas Valanciunas	2,321	4,157	.558
Marcin Gortat	3,401	6,168	.551
Nene	4,175	7,621	.548
Kenneth Faried	2,190	4,009	.546
Andre Drummond	3,243	5,976	.543

MOST FREE THROWS ATTEMPTED

LeBron James	9,701
Dwight Howard	8,885
Dirk Nowitzki	8,239
Dwyane Wade	7,463
Carmelo Anthony	7,290
James Harden	6,536
Kevin Durant	6,506
Pau Gasol	6,311
Vince Carter	6,053
Russell Westbrook	5,846

MOST FREE THROWS MADE

Dirk Nowitzki	7,240
LeBron James	7,140
Carmelo Anthony	5,915
Kevin Durant	5,742
Dwyane Wade	5,708
James Harden	5,604
Dwight Howard	5,034
Vince Carter	4,829
Pau Gasol	4,755
Russell Westbrook	4,685

HIGHEST FREE THROW PERCENTAGE

(1,200 FTM minimum)

Player	FTM	FTA	Pct
Stephen Curry	2,534	2,801	.905
JJ Redick	1,846	2,073	.890
Damian Lillard	2,849	3,205	.889
Kevin Durant	5,742	6,506	.883
Dirk Nowitzki	7,240	8,239	.879
Kyle Korver	1,262	1,438	.878
Kyrie Irving	1,937	2,214	.875
Isaiah Thomas	2,253	2,578	.874
Danilo Gallinari	2,425	2,785	.871
Chris Paul	4,005	4,613	.868

MOST 3-PT. FIELD GOALS MADE

Stephen Curry	2,483
Kyle Korver	2,351
Vince Carter	2,229
Jamal Crawford	2,220
James Harden	2,025
Dirk Nowitzki	1,982
J.R. Smith	1,929
Klay Thompson	1,798
LeBron James	1,727
JJ Redick	1,704

MOST 3-PT. FIELD GOALS ATTEMPTED

Jamal Crawford	6,377
Vince Carter	5,966
Stephen Curry	5,690
James Harden	5,551
Kyle Korver	5,478
Dirk Nowitzki	5,210
J.R. Smith	5,167
LeBron James	5,028
Klay Thompson	4,290
Kyle Lowry	4,170

HIGHEST 3-POINT FIELD GOAL PERCENTAGE

(250 3FGM Minimum)

Player	FG3M	FG3A	Pct
Seth Curry	301	686	.439
Stephen Curry	2,483	5,690	.436
Kyle Korver	2,351	5,478	.429
Joe Harris	450	1,053	.427
Klay Thompson	1,798	4,290	.419
Buddy Hield	602	1,438	.419
JJ Redick	1,704	4,129	.413
Joe Ingles	669	1,638	.408
Jose Calderon	920	2,260	.407
Bryn Forbes	282	694	.406

MOST OFFENSIVE REBOUNDS

Dwight Howard	3,671
Tyson Chandler	3,504
Zach Randolph	3,279
Pau Gasol	3,085
DeAndre Jordan	2,660
Andre Drummond	2,608
LaMarcus Aldridge	2,581
Zaza Pachulia	2,362
Joakim Noah	2,136
Paul Millsap	2,128

(PLAYERS WHO WERE ON ACTIVE ROSTERS OR ON INJURED LIST DURING 2018-19 SEASON)

MOST DEFENSIVE REBOUNDS

Dirk Nowitzki	10,021
Dwight Howard	9,513
Pau Gasol	8,220
LeBron James	7,437
Zach Randolph	6,929
Tyson Chandler	6,897
DeAndre Jordan	6,230
Kevin Love	5,479
LaMarcus Aldridge	5,387
Kevin Durant	5,375

MOST REBOUNDS

Dwight Howard	13,184
Dirk Nowitzki	11,489
Pau Gasol	11,305
Tyson Chandler	10,401
Zach Randolph	10,208
DeAndre Jordan	8,890
LeBron James	8,880
LaMarcus Aldridge	7,968
Andre Drummond	7,424
Kevin Love	7,397

MOST STEALS

Chris Paul	2,122
LeBron James	1,937
Andre Igoudala	1,663
Dwyane Wade	1,620
Trevor Ariza	1,515
Vince Carter	1,507
Russell Westbrook	1,442
Rajon Rondo	1,411
Thaddeus Young	1,315
Paul Millsap	1,222

MOST ASSISTS

Chris Paul	9,181
LeBron James	8,662
Tony Parker	7,036
Rajon Rondo	6,975
Russell Westbrook	6,897
Dwyane Wade	5,701
John Wall	5,282
Kyle Lowry	5,224
Jose Calderon	5,148
Raymond Felton	5,096

MOST BLOCKED SHOTS

Dwight Howard	2,051
Pau Gasol	1,941
Serge Ibaka	1,626
DeAndre Jordan	1,350
Tyson Chandler	1,327
Dirk Nowitzki	1,281
Brook Lopez	1,249
Marc Gasol	1,158
Anthony Davis	1,121
Andrew Bogut	1,091

MOST FOULS

Vince Carter	3,905
Dirk Nowitzki	3,601
Dwight Howard	3,375
Tyson Chandler	3,236
Carmelo Anthony	3,062
Nene	2,934
Paul Millsap	2,920
Zaza Pachulia	2,738
Pau Gasol	2,632
Zach Randolph	2,629

MOST DISQUALIFICATIONS

DeMarcus Cousins	51
Tyson Chandler	50
Dwight Howard	41
Andrew Bogut	39
Nene	34
Paul Millsap	33
Taj Gibson	29
Amir Johnson	28
Serge Ibaka	27
Vince Carter	25

HIGHEST SCORING AVERAGE

(400 Games or 10,000 Points Minimum)					
Player	G	FGM	FTM	Pts	Avg
LeBron James	1,198	11,838	7,140	32,543	27.2
Kevin Durant	849	7,814	5,742	22,940	27.0
James Harden	765	5,499	5,604	18,627	24.3
Carmelo Anthony	1,064	9,137	5,915	25,551	24.0
Anthony Davis	466	4,153	2,572	11,059	23.7
Damian Lillard	549	4,277	2,849	12,909	23.5
Stephen Curry	694	5,649	2,534	16,315	23.5
Russell Westbrook	821	6,626	4,685	18,859	23.0
Kyrie Irving	508	4,147	1,937	11,294	22.2
Dwyane Wade	1,054	8,454	5,708	23,165	22.0

MOST POINTS

LeBron James	32,543
Dirk Nowitzki	31,560
Carmelo Anthony	25,551
Vince Carter	25,430
Dwyane Wade	23,165
Kevin Durant	22,940
Pau Gasol	20,894
Tony Parker	19,473
Jamal Crawford	19,414
Russell Westbrook	18,859

ALL-TIME NBA PLAYOFF LEADERS

(ACTIVE PLAYERS IN 2018-19 IN CAPITAL LETTERS)

MOST YEARS PLAYED

Karl Malone	19
John Stockton	19
Kareem Abdul-Jabbar	18
Tim Duncan	18
Jason Kidd	17
Shaquille O'Neal	17
TONY PARKER	17
Clifford Robinson	17
Many tied	16

MOST GAMES PLAYED

Derek Fisher	259
Tim Duncan	251
Robert Horry	244
LEBRON JAMES	239
Kareem Abdul-Jabbar	237
TONY PARKER	226
Kobe Bryant	220
Manu Ginobili	218
Shaquille O'Neal	216
Scottie Pippen	208

MOST MINUTES PLAYED

LEBRON JAMES	10,050
Tim Duncan	9,370
Kareem Abdul-Jabbar	8,851
Kobe Bryant	8,641
Scottie Pippen	8,105
Shaquille O'Neal	8,099
Karl Malone	7,907
TONY PARKER	7,759
Wilt Chamberlain	7,559
Magic Johnson	7,538

MOST FIELD GOALS ATTEMPTED

LEBRON JAMES	5,006
Kobe Bryant	4,499
Michael Jordan	4,497
Kareem Abdul-Jabbar	4,422
Tim Duncan	3,939
Karl Malone	3,768
Shaquille O'Neal	3,627
TONY PARKER	3,501
Jerry West	3,460
John Havlicek	3,329

MOST FIELD GOALS MADE

LEBRON JAMES	2,457
Kareem Abdul-Jabbar	2,356
Michael Jordan	2,188
Shaquille O'Neal	2,041
Kobe Bryant	2,014
Tim Duncan	1,975
Karl Malone	1,743
Jerry West	1,622
TONY PARKER	1,613
Hakeem Olajuwon	1,504

HIGHEST FIELD GOAL PERCENTAGE

(150 FGM minimum)			
Player	FGM	FGA	Pct
DEANDRE JORDAN	202	305	.662
STEVEN ADAMS	172	272	.632
James Donaldson	153	244	.627
CLINT CAPELA	211	348	.606
DWIGHT HOWARD	626	1,069	.586
Kurt Rambis	284	495	.574
ANDREW BOGUT	173	302	.573
Tiago Splitter	155	271	.572
Otis Thorpe	321	564	.569
Artis Gilmore	179	315	.568

MOST FREE THROWS ATTEMPTED

Shaquille O'Neal	2,317
LEBRON JAMES	2,191
Tim Duncan	1,766
Michael Jordan	1,766
Karl Malone	1,725
Wilt Chamberlain	1,627
Kobe Bryant	1,617
Jerry West	1,506
Kareem Abdul-Jabbar	1,419
Magic Johnson	1,274

MOST FREE THROWS MADE

LEBRON JAMES	1,627
Michael Jordan	1,463
Kobe Bryant	1,320
Karl Malone	1,269
Tim Duncan	1,217
Jerry West	1,213
Shaquille O'Neal	1,168
DIRK NOWITZKI	1,074
Magic Johnson	1,068
Kareem Abdul-Jabbar	1,050

HIGHEST FREE THROW PERCENTAGE

(100 FTM minimum)

Player	FTM	FTA	Pct
GORDON HAYWARD	106	111	.955
Mark Price	202	214	.944
Calvin Murphy	165	177	.932
Bill Sharman	370	406	.911
Kiki Vandeweghe	235	259	.907
Hersey Hawkins	292	322	.907
STEPHEN CURRY	540	596	.906
Steve Nash	396	440	.900
Peja Stojakovic	261	290	.900
Reggie Miller	770	862	.893

MOST 3-PT. FIELD GOALS MADE

STEPHEN CURRY	470
Ray Allen	385
KLAY THOMPSON	374
LEBRON JAMES	370
Manu Ginobili	324
Reggie Miller	320
KEVIN DURANT	304
Kobe Bryant	292
J.R. SMITH	288
Derek Fisher	285

MOST 3-PT. FIELD GOALS ATTEMPTED

STEPHEN CURRY	1,171
LEBRON JAMES	1,116
Ray Allen	959
Manu Ginobili	905
KLAY THOMPSON	901
Kobe Bryant	882
KEVIN DURANT	863
JAMES HARDEN	843
Reggie Miller	820
J.R. SMITH	779

HIGHEST 3-POINT FIELD GOAL PERCENTAGE

(35 3FGM Minimum)

Player	3FGM	3FGA	Pct
Bob Hansen	38	76	.500
Raja Bell	81	174	.466
B.J. Armstrong	51	113	.451
Mike Dunleavy	51	113	.451
Kenny Smith	117	261	.448
KHRIS MIDDLETON	83	186	.446
CHANNING FRYE	76	171	.444
P.J. TUCKER	70	160	.438
Tim Thomas	88	202	.436
Jeff Hornacek	122	282	.433

ALL-TIME NBA PLAYOFF LEADERS

(ACTIVE PLAYERS IN 2018-19 IN CAPITAL LETTERS)

MOST OFFENSIVE REBOUNDS

Shaquille O'Neal	866
Tim Duncan	778
Dennis Rodman	626
Robert Parish	571
Horace Grant	549
Charles Oakley	519
Charles Barkley	510
Moses Malone	510
Kareem Abdul-Jabbar	505
Karl Malone	502

MOST DEFENSIVE REBOUNDS

Tim Duncan	2,081
LEBRON JAMES	1,756
Shaquille O'Neal	1,642
Karl Malone	1,560
Larry Bird	1,323
Kareem Abdul-Jabbar	1,273
DIRK NOWITZKI	1,234
Kevin Garnett	1,214
Robert Parish	1,194
Hakeem Olajuwon	1,150

MOST REBOUNDS

Bill Russell	4,104
Wilt Chamberlain	3,913
Tim Duncan	2,859
Shaquille O'Neal	2,508
Kareem Abdul-Jabbar	2,481
LEBRON JAMES	2,122
Karl Malone	2,062
Wes Unseld	1,777
Robert Parish	1,765
Elgin Baylor	1,724

MOST STEALS

LEBRON JAMES	419
Scottie Pippen	395
Michael Jordan	376
Magic Johnson	358
John Stockton	338
Kobe Bryant	310
Jason Kidd	302
Larry Bird	296
Maurice Cheeks	295
MANU GINOBILI	292

MOST ASSISTS

Magic Johnson	2,346
John Stockton	1,839
LEBRON JAMES	1,687
Jason Kidd	1,263
TONY PARKER	1,143
Larry Bird	1,062
Steve Nash	1,061
Scottie Pippen	1,048
Kobe Bryant	1,040
Michael Jordan	1,022

MOST BLOCKED SHOTS

Tim Duncan	568
Kareem Abdul-Jabbar	476
Hakeem Olajuwon	472
Shaquille O'Neal	459
David Robinson	312
Robert Parish	309
Patrick Ewing	303
Kevin McHale	281
SERGE IBAKA	275
Dikembe Mutombo	251

MOST PERSONAL FOULS

Kareem Abdul-Jabbar	797
Shaquille O'Neal	769
Robert Horry	717
Tim Duncan	701
Scottie Pippen	686
Karl Malone	662
Kobe Bryant	660
Derek Fisher	645
Rasheed Wallace	645
Dennis Rodman	630

MOST DISQUALIFICATIONS

Tom Sanders	26
Vern Mikkelsen	24
Bailey Howell	21
Charlie Share	17
Jack Sikma	17
Darryl Dawkins	16
Robert Parish	16
Dave Cowens	15
Kenyon Martin	15
Five tied	14

HIGHEST SCORING AVERAGE

(25 games or 625 points minimum)

Player	G	FGM	FTM	Pts	Avg
Michael Jordan	179	2,188	1,463	5,987	33.4
Allen Iverson	71	755	478	2,111	29.7
Jerry West	153	1,622	1,213	4,457	29.1
KEVIN DURANT	139	1,363	1,013	4,043	29.1
LEBRON JAMES	239	2,457	1,627	6,911	28.9
Elgin Baylor	134	1,388	847	3,623	27.0
George Gervin	59	622	348	1,592	27.0
STEPHEN CURRY	112	979	540	2,968	26.5
Hakeem Olajuwon	145	1,504	743	3,755	25.9
Kobe Bryant	220	2,014	1,320	5,640	25.6

MOST POINTS

LEBRON JAMES	6,911
Michael Jordan	5,987
Kareem Abdul-Jabbar	5,762
Kobe Bryant	5,640
Shaquille O'Neal	5,250
Tim Duncan	5,172
Karl Malone	4,761
Jerry West	4,457
TONY PARKER	4,045
KEVIN DURANT	4,043

ACTIVE NBA PLAYOFF LEADERS

(PLAYERS WHO WERE ON ACTIVE ROSTERS OR ON INJURED LIST DURING 2018-19 SEASON)

MOST GAMES PLAYED

LeBron James	239
Tony Parker	226
Dwyane Wade	177
Udonis Haslem	147
Andre Iguodala	145
Dirk Nowitzki	145
Kevin Durant	139
Pau Gasol	136
Kyle Korver	135
Serge Ibaka	133

MOST MINUTES PLAYED

LeBron James	10,050
Tony Parker	7,759
Dwyane Wade	6,697
Dirk Nowitzki	5,893
Kevin Durant	5,597
Pau Gasol	4,824
Andre Iguodala	4,725
Klay Thompson	4,569
Draymond Green	4,375
Stephen Curry	4,234

MOST FIELD GOALS MADE

LeBron James	2,457
Tony Parker	1,613
Dwyane Wade	1,450
Kevin Durant	1,363
Dirk Nowitzki	1,220
Stephen Curry	979
Klay Thompson	883
Russell Westbrook	861
Pau Gasol	812
James Harden	793

MOST FIELD GOALS ATTEMPTED

LeBron James	5,006
Tony Parker	3,501
Dwyane Wade	3,062
Kevin Durant	2,872
Dirk Nowitzki	2,642
Stephen Curry	2,175
Russell Westbrook	2,097
Klay Thompson	1,998
James Harden	1,893
Chris Paul	1,629

HIGHEST FIELD GOAL PERCENTAGE

(150 FGM minimum)

Player	FGM	FGA	Pct
DeAndre Jordan	202	305	.662
Steven Adams	172	272	.632
Clint Capela	211	348	.606
Dwight Howard	626	1,069	.586
Andrew Bogut	173	302	.573
Tyson Chandler	193	341	.566
Tristan Thompson	224	397	.564
Marcin Gortat	239	424	.564
Jonas Valanciunas	220	395	.557
Nene	326	615	.530

MOST FREE THROWS MADE

LeBron James	1,627
Dirk Nowitzki	1,074
Kevin Durant	1,013
Dwyane Wade	951
James Harden	790
Tony Parker	700
Russell Westbrook	627
Stephen Curry	540
Dwight Howard	497
Pau Gasol	463

MOST FREE THROWS ATTEMPTED

LeBron James	2,191
Dwyane Wade	1,220
Dirk Nowitzki	1,204
Kevin Durant	1,059
Manu Ginobili	1,001
Tony Parker	958
Dwight Howard	912
James Harden	812
Russell Westbrook	719
Pau Gasol	625

HIGHEST FREE THROW PERCENTAGE

(100 FTM minimum)

Player	FTM	FTA	Pct
Gordon Hayward	106	111	.955
Stephen Curry	540	596	.906
Dirk Nowitzki	1,074	1,204	.892
Kyle Korver	121	136	.890
JJ Redick	197	224	.879
Kyrie Irving	247	281	.879
Damian Lillard	289	332	.870
James Harden	790	910	.868
Jamal Crawford	211	244	.865
Kevin Durant	1,013	1,172	.864

MOST 3-PT. FIELD GOALS MADE

Stephen Curry	470
Klay Thompson	374
LeBron James	370
Kevin Durant	304
J.R. Smith	288
James Harden	278
Kyle Korver	239
Danny Green	230
JJ Redick	189
Kawhi Leonard	180

MOST 3-PT. FIELD GOAL ATT.

Stephen Curry	1,171
LeBron James	1,116
Klay Thompson	901
Kevin Durant	863
James Harden	843
J.R. Smith	779
Kyle Korver	612
Danny Green	580
JJ Redick	509
Paul George	471

HIGHEST 3-POINT FIELD GOAL PERCENTAGE

(35 3FGM minimum)

Player	3PM	3PA	PCT
Khris Middleton	83	186	.446
Channing Frye	76	171	.444
P.J. Tucker	70	160	.438
Jared Dudley	38	88	.432
Marcus Morris	55	130	.423
Klay Thompson	374	901	.415
Al Horford	74	180	.411
Kawhi Leonard	180	438	.411
Kevin Love	141	349	.404
Stephen Curry	470	1,171	.401

ACTIVE NBA PLAYOFF LEADERS

(PLAYERS WHO WERE ON ACTIVE ROSTERS OR ON INJURED LIST DURING 2018-19 SEASON)

MOST OFFENSIVE REBOUNDS

Dwight Howard	383
Pau Gasol	373
LeBron James	366
Tristan Thompson	287
Tyson Chandler	257
Serge Ibaka	257
Paul Millsap	250
Joakim Noah	237
Dwyane Wade	234
Al Horford	233

MOST DEFENSIVE REBOUNDS

LeBron James	1,756
Dirk Nowitzki	1,234
Kevin Durant	957
Dwight Howard	932
Draymond Green	930
Pau Gasol	873
Al Horford	743
Dwyane Wade	694
Kawhi Leonard	655
Serge Ibaka	609

MOST REBOUNDS

LeBron James	2,122
Dirk Nowitzki	1,446
Dwight Howard	1,315
Pau Gasol	1,246
Draymond Green	1,149
Kevin Durant	1,071
Al Horford	976
Dwyane Wade	928
Serge Ibaka	866
Kawhi Leonard	854

MOST STEALS

LeBron James	419
Dwyane Wade	273
Chris Paul	222
James Harden	205
Rajon Rondo	201
Tony Parker	198
Draymond Green	197
Andre Iguodala	196
Kawhi Leonard	187
Russell Westbrook	184

MOST ASSISTS

LeBron James	1,687
Tony Parker	1,143
Rajon Rondo	981
Dwyane Wade	870
Chris Paul	865
Russell Westbrook	778
Draymond Green	754
Stephen Curry	704
James Harden	650
Andre Iguodala	570

MOST BLOCKED SHOTS

Serge Ibaka	275
Dwight Howard	234
Pau Gasol	233
LeBron James	232
Draymond Green	180
Dwyane Wade	175
Kevin Durant	163
Al Horford	143
Marc Gasol	129
Dirk Nowitzki	129

MOST PERSONAL FOULS

LeBron James	569
Dwyane Wade	467
Draymond Green	458
Tony Parker	429
Serge Ibaka	420
Dirk Nowitzki	407
Udonis Haslem	386
Dwight Howard	381
James Harden	360
Pau Gasol	356

MOST DISQUALIFICATIONS

Tyson Chandler	10
Dwight Howard	9
Nene Hilario	8
Andrew Bogut	7
Draymond Green	7
Blake Griffin	7
Carmelo Anthony	6
Kyle Lowry	6
James Harden	5
Serge Ibaka	5
Joakim Noah	5
JJ Redick	5

HIGHEST SCORING AVERAGE

(25 games or 625 points minimum)

Player	G	FGM	FTM	Pts	Avg
Kevin Durant	139	1,363	1,013	4,043	29.1
LeBron James	239	2,457	1,627	6,911	28.9
Stephen Curry	112	979	540	2,968	26.5
Russell Westbrook	98	861	627	2,489	25.4
Dirk Nowitzki	145	1,220	1,074	3,663	25.3
Damian Lillard	51	413	289	1,266	24.8
Carmelo Anthony	72	616	453	1,764	24.5
Kyrie Irving	61	524	247	1,435	23.5
G. Antetokounmpo	34	284	187	781	23.0
James Harden	116	793	790	2,654	22.9

MOST POINTS

LeBron James	6,911
Tony Parker	4,045
Kevin Durant	4,043
Dwyane Wade	3,954
Dirk Nowitzki	3,663
Stephen Curry	2,968
James Harden	2,654
Russell Westbrook	2,489
Klay Thompson	2,372
Kawhi Leonard	2,164

NBA COACHES RECORDS

REGULAR SEASON

REGULAR SEASON: TOTAL VICTORIES

(Coaches who have won 300+ games in NBA history)

2017-18 head coaches in capital letters

	W	L	Pct
Don Nelson	1,335	1,063	.557
Lenny Wilkens	1,332	1,155	.536
GREGG POPOVICH	1,245	575	.684
Jerry Sloan	1,221	803	.603
Pat Riley	1,210	694	.636
George Karl	1,175	824	.588
Phil Jackson	1,155	485	.704
Larry Brown	1,098	904	.548
Rick Adelman	1,042	749	.582
Bill Fitch	944	1,106	.460
Red Auerbach	838	479	.662
Dick Motta	935	1,017	.479
DOC RIVERS	894	658	.576
Jack Ramsay	864	783	.525
Cotton Fitzsimmons	832	775	.518
Gene Shue	784	861	.477
RICK CARLISLE	751	627	.545
John MacLeod	707	657	.518
Red Holzman	696	603	.536
Mike Fratello	667	548	.549
Flip Saunders	654	592	.525
Chuck Daly	638	437	.593
MIKE D'ANTONI	628	499	.557
Doug Moe	628	529	.543
NATE MCMILLAN	616	560	.524
Mike Dunleavy	613	716	.461
Alvin Attles	557	518	.580
Del Harris	556	457	.549
Rudy Tomjanovich	525	416	.558
ERIK SPOELSTRA	523	363	.590
Stan Van Gundy	523	384	.577
K.C. Jones	522	252	.674
ALVIN GENTRY	485	485	.500
Scott Skiles	478	480	.499
Kevin Loughery	474	662	.417
Alex Hannum	471	412	.533
SCOTT BROOKS	462	329	.584
Billy Cunningham	454	196	.698
Byron Scott	454	647	.412
Doug Collins	442	407	.521
TERRY STOTTS	440	417	.513
Larry Costello	430	300	.589
Jeff Van Gundy	430	318	.575
Tom Heinsohn	427	263	.619
Hubie Brown	424	495	.461
John Kundla	423	302	.583
Bernie Bickerstaff	419	518	.447
DWANE CASEY	414	348	.543
Paul Silas	387	488	.442
TOM THIBODEAU	352	246	.589
Mike Brown	347	216	.616
Bill Russell	341	290	.540
Don Chaney	337	494	.406
Bill Sharman	333	240	.581
Jim Lynam	328	392	.456
Richie Guerin	327	291	.529
Al Cervi	326	241	.575
Joe Lapchick	326	247	.569
Chris Ford	323	376	.462
STEVE KERR	322	88	.785
Paul Westphal	318	279	.533
Fred Schaus	315	245	.563
Mike Woodson	315	365	.463
Bob Hill	310	293	.514
Stan Albeck	307	267	.535
Maurice Cheeks	305	315	.492
Frank Vogel	304	291	.511
Jim O'Brien	303	327	.481

REGULAR SEASON: TOTAL GAMES

Lenny Wilkens	2,487
Don Nelson	2,398
Bill Fitch	2,050
Jerry Sloan	2,024
Larry Brown	2,002
George Karl	1,999
Dick Motta	1,952
Pat Riley	1,904
GREGG POPOVICH	1,820
Rick Adelman	1,751
Jack Ramsay	1,647
Gene Shue	1,645
Phil Jackson	1,640
Cotton Fitzsimmons	1,607
DOC RIVERS	1,552
Red Auerbach	1,417
RICK CARLISLE	1,378
John MacLeod	1,364
Mike Dunleavy	1,329
Red Holzman	1,299

REGULAR SEASON: WINNING PERCENTAGE

(400 games minimum)

	Pct	W	L
STEVE KERR	.785	322	88
Phil Jackson	.704	1,155	485
Billy Cunningham	.698	454	196
GREGG POPOVICH	.684	1,245	575
K.C. Jones	.674	522	252
Red Auerbach	.662	938	479
Pat Riley	.636	1,210	694
Lester Harrison	.620	295	181
Tom Heinsohn	.619	427	263
Mike Brown	.616	347	216
Jerry Sloan	.603	1,221	803
Chuck Daly	.593	638	437
ERIK SPOELSTRA	.590	523	363
Larry Costello	.589	430	300
TOM THIBODEAU	.589	352	246
George Karl	.588	1,175	824
SCOTT BROOKS	.584	462	329
John Kundla	.583	423	302
Rick Adelman	.582	1,042	749
Bill Sharman	.581	333	240

PLAYOFFS

PLAYOFFS: TOTAL VICTORIES

(2017-18 head coaches in capital letters)

	W	L	Pct
Phil Jackson	229	104	.688
Pat Riley	171	111	.606
GREGG POPOVICH	170	114	.599
Larry Brown	100	93	.518
Red Auerbach	99	69	.589
Jerry Sloan	98	104	.485
DOC RIVERS	84	83	.503
K.C. Jones	81	57	.587
George Karl	80	105	.432
Lenny Wilkens	80	98	.449
Rick Adelman	79	78	.503
STEVE KERR	77	28	.733
Chuck Daly	75	51	.595
Don Nelson	75	91	.452
ERIK SPOELSTRA	71	47	.602
Billy Cunningham	66	39	.629
John Kundla	60	35	.632
RICK CARLISLE	58	62	.483
Red Holzman	58	47	.552
Dick Motta	56	70	.444
Bill Fitch	55	54	.505
Rudy Tomjanovich	51	39	.567
MIKE D'ANTONI	49	49	.500
Scott Brooks	48	44	.522
Stan Van Gundy	48	43	.527
Mike Brown	47	36	.566
Tom Heinsohn	47	33	.588
John MacLeod	47	54	.465
Flip Saunders	47	51	.480
Alex Hannum	45	34	.570

PLAYOFFS: TOTAL GAMES

Phil Jackson	333
GREGG POPOVICH	284
Pat Riley	282
Jerry Sloan	202
Larry Brown	193
George Karl	185
Lenny Wilkens	178
Red Auerbach	168
DOC RIVERS	167
Don Nelson	166
Rick Adelman	157
K.C. Jones	138
Chuck Daly	126
Dick Motta	126
RICK CARLISLE	120

PLAYOFFS: WINNING PERCENTAGE

(25 games minimum)

	Pct	W	L
STEVE KERR	.733	77	28
Phil Jackson	.688	229	104
TYRONN LUE	.672	41	20
Butch van Breda Kolf	.636	21	12
John Kundla	.632	60	35
Billy Cunningham	.629	66	39
Larry Costello	.617	37	23
Larry Bird	.615	32	20
Pat Riley	.606	171	111
ERIK SPOELSTRA	.602	71	47
GREGG POPOVICH	.599	170	114
Chuck Daly	.595	51	35
Red Auerbach	.589	99	69
Tom Heinsohn	.588	47	33
K.C. Jones	.587	81	57

Centennial Tower • 101 Marietta Street, Ste. 1900 • Atlanta, GA 30303
(404) 878-3800 • www.hawks.com



Principal Owner & Chair of Board of Directors/NBA Governor Tony Ressler
Vice Chair of the Board of Directors Grant Hill
Alternate NBA Governor Steven Price
CEO, Atlanta Hawks/State Farm Arena Steve Koonin
President of Basketball Operations & General Manager Travis Schlenk
Head Coach Lloyd Pierce
Assistant Coaches Melvin Hunt, Chris Jent, Greg Foster
Special Assistant to the Head Coach Marlon Garnett, Matt Hill
Special Assistant of Athletic Performance and Sports Medicine Nate Babcock
Head Athletic Trainer Chelsea Lane
Public & Media Relations Scottie Parker
Garin Narain, Jon Steinberg, Jelani Downing
Home Court State Farm Arena (16,888, built in 1999)
Radio WZGC/92.9 The Game: Steve Holman, Mike Conti
Television FOX Sports Southeast: Bob Rathbun, Dominique Wilkins
Andre Aldridge



Lloyd Pierce

2019-20 SCHEDULE VS. HAWKS

11/5 Tuesday 7:30 p.m. at Atlanta
1/17 Friday 7:30 p.m. in San Antonio

2018-19 RESULTS VS. HAWKS

3/6 W, 111-104 at Atlanta
4/2 W, 117-111 in San Antonio

ALL-TIME RESULTS

76-77:	ATL 4-0	98-99:	DNP
77-78:	SA 3-1	00-01:	SA 2-0
78-79:	ATL 3-1	01-02:	SA 2-0
79-80:	ATL 5-1	01-02:	SA 2-0
80-81:	Tied 1-1	02-03:	Tied 1-1
81-82:	Tied 1-1	03-04:	Tied 1-1
82-83:	SA 2-0	04-05:	SA 2-0
83-84:	Tied 1-1	05-06:	Tied 1-1
84-85:	SA 2-0	06-07:	SA 2-0
85-86:	Tied 1-1	07-08:	SA 2-0
86-87:	ATL 2-0	08-09:	SA 2-0
87-88:	ATL 2-0	09-10:	Tied 1-1
88-89:	Tied 1-1	10-11:	SA 2-0
89-90:	Tied 1-1	11-12:	SA 1-0
90-91:	ATL 2-0	12-13:	SA 2-0
91-92:	SA 2-0	13-14:	SA 2-0
92-93:	ATL 2-0	14-15:	SA 2-0
93-94:	Tied 1-1	15-16:	SA 2-0
94-95:	Tied 1-1	16-17:	Tied 1-1
95-96:	SA 2-0	17-18:	Tied 1-1
96-97:	ATL 2-0	18-19:	SA 2-0
97-98:	Tied 1-1	TOTALS:	SA 55-38

SPURS-HAWKS SERIES NOTES

OVERALL RECORD: 55-38 **HOME:** 35-12 **ROAD:** 20-26 **OT:** 1-5

CURRENT STREAK: Won 2 **HOME:** W 21 **ROAD:** W 1

SPURS BIGGEST WIN: 39, 114-75 on 11/21/03 in San Antonio

SPURS BIGGEST LOSS: 24, 124-100 on 11/28/87 at Atlanta

SPURS LAST WIN AT HOME: 117-111 on 4/2/19

SPURS LAST LOSS AT HOME: 109-89 on 2/15/97

SPURS LAST WIN ON THE ROAD: 111-104 on 3/6/19

SPURS LAST LOSS ON THE ROAD: 102-99 on 1/15/18

DID YOU KNOW?

The Spurs current 21-game home winning streak against the Hawks is its longest active home winning streak against any opponent ... Hawks television broadcaster and NBA Hall of Famer Dominique Wilkins played for the Spurs during the 1996-97 season ... Wilkins is Atlanta's all-time leader in games played and points scored ... Hawks Assistant Coach Marlon Garnett spent one season with the Spurs in 2015-16, working as both the team's video coordinator and player development coordinator ... Atlanta Assistant Melvin Hunt began his collegiate coaching career at the University of the Incarnate Word in San Antonio... Spurs Manu Ginobili set a franchise record when he reeled off 24 straight points at Atlanta on 2/21/07 ... the Hawks scored 87 points on 40-of-53 (.755) shooting in the second half of a 143-120 Hawks win in San Antonio on 11/27/79 ... that game saw the Hawks set Spurs opponent franchise records for most field goals made in a half, most points scored in a second half and most assists by an opponent in one half ... the Hawks limited San Antonio to a franchise-low 5 first quarter points on 1-of-17 shooting (.059) on 2/25/08 ... the Spurs would go on to win the game 89-74.

2018-19 SEASON SERIES (2-0) SAN ANTONIO SPURS VS. ATLANTA

PLAYER	G-GS	MIN	FG-FGA	PCT	3FG-FGA	PCT	FT-FTA	PCT	OFF DEF TOT	AST	PF-DQ	STL	TO	BLK	PTS	AVG	HI
ALDRIDGE	2-2	77	17-27	.630	1-1	1.000	13-17	.765	3 17 20	0	5-0	1	5	5	48	24.0	32
DEROZAN	2-2	71	14-25	.560	0-0	---	15-16	.938	0 10 10	14	10-1	3	9	0	43	21.5	29
D. WHITE	2-2	60	18-23	.783	4-4	1.000	1-2	.500	1 9 10	12	6-0	0	6	8	41	20.5	23
MILLS	2-0	43	10-20	.500	5-15	.333	1-2	.500	0 3 3	3	3-0	1	3	1	26	13.0	14
FORBES	2-2	54	9-21	.429	7-14	.500	0-0	---	0 6 6	7	3-0	1	3	0	25	12.5	19
GAY	2-2	59	8-20	.400	0-5	.000	2-3	.667	2 20 22	6	3-0	2	3	0	18	9.0	12
BERTANS	2-0	42	5-15	.333	4-12	.333	0-0	---	0 7 7	3	4-0	0	0	0	14	7.0	12
BELINELLI	2-0	50	4-16	.250	3-12	.250	0-0	---	1 8 9	3	2-0	1	3	0	11	5.5	6
POEHLT	1-0	10	1-1	1.000	0-0	---	0-0	---	1 1 2	1	0-0	1	0	0	2	2.0	2
EUBANKS	1-0	10	0-0	---	0-0	---	0-0	---	2 3 5	0	2-0	0	0	1	0	0.0	0
WALKER	1-0	5	0-1	.000	0-0	---	0-0	---	0 0 0	1	2-0	0	0	0	0	0.0	0
SPURS	2	480	86-169	.509	24-63	.381	32-40	.800	10 84 94	50	40-1	10	33	15	228	114.0	117
HAWKS	2	480	79-186	.425	25-77	.325	32-44	.727	22 68 90	47	36-0	21	25	4	215	107.5	111

2018-19 SEASON SERIES (0-2) ATLANTA HAWKS VS. SAN ANTONIO

PLAYER	G-GS	MIN	FG-FGA	PCT	3FG-FGA	PCT	FT-FTA	PCT	OFF DEF TOT	AST	PF-DQ	STL	TO	BLK	PTS	AVG	HI
BAZEMORE	2-0	52	14-27	.519	7-13	.538	3-4	.750	1 9 10	4	1-0	4	4	1	38	19.0	26
YOUNG	2-2	62	13-39	.333	1-13	.077	10-11	.909	2 5 7	10	5-0	2	2	0	37	18.5	22
COLLINS	1-1	25	6-11	.545	0-2	.000	6-7	.857	3 7 10	2	1-0	0	1	0	18	18.0	18
LEN	2-2	57	11-19	.579	6-10	.600	4-8	.500	3 9 12	5	5-0	2	1	1	32	16.0	21
HUERTER	2-2	55	8-21	.381	2-9	.222	2-2	1.000	2 4 6	6	1-0	2	3	1	20	10.0	13
CARTER	2-1	56	6-11	.545	3-6	.500	3-4	.750	1 2 3	8	5-0	0	2	0	18	9.0	10
DAVIS	1-0	20	4-5	.800	0-0	---	1-2	.500	2 8 10	0	5-0	2	3	0	9	9.0	9
PRINCE	1-1	19	3-6	.500	2-4	.500	1-2	.500	0 5 5	1	0-0	1	0	1	9	9.0	9
BEIBERY	2-0	40	6-13	.462	2-6	.333	2-3	.667	0 3 3	2	1-0	3	3	0	16	8.0	8
J. ANDERSON	1-1	26	3-8	.375	1-2	.500	0-1	.000	4 5 9	0	2-0	1	2	0	7	7.0	7
HUMPHRIES	1-0	18	2-9	.222	0-3	.000	0-0	---	2 3 5	0	2-0	1	0	0	4	4.0	4
POYTHRESS	1-0	14	2-4	.500	0-1	.000	0-0	---	1 5 6	1	3-0	0	2	0	4	4.0	4
ADAMS	2-0	35	1-13	.077	1-8	.125	0-0	---	1 3 4	8	5-0	3	2	0	3	1.5	3
JOHNSON	1-0	1	0-0	---	0-0	---	0-0	---	0 0 0	0	0-0	0	0	0	0	0.0	0
HAWKS	2	480	79-186	.425	25-77	.325	32-44	.727	22 68 90	47	36-0	21	25	4	215	107.5	111
SPURS	2	480	86-169	.509	24-63	.381	32-40	.800	10 84 94	50	40-1	10	33	15	228	114.0	117

BOSTON CELTICS



Brad Stevens

226 Causeway St. 4th Floor • Boston, MA 02114
(617) 854-8000 • www.celtics.com

Managing Partner and Governor Wyc Grousbeck
President, Basketball Operations Danny Ainge
Head Coach Brad Stevens
Assistant Coaches Jay Larranaga, Joe Mazzulla
..... Kara Lawson, Jamie Young, Jerome Allen, Scott Morrison, Brandon Bailey
Athletic Trainer Art Horne
SVP of Communications Christian Megliola
VP of Media Services/Alumni Relations Jeff Twiss
Communications/Media Services Heather Walker, Brian Olive, Brandon Chin
Home Court TD Garden (18,624, built in 1995)
Radio 98.5 The Sports Hub: Sean Grande, Cedric Maxwell
Television NBC Sports Boston: Mike Gorman, Tom Heinsohn
..... Abby Chin, Brian Scalabrine



2019-20 SCHEDULE VS. CELTICS

11/9 Saturday 4:00 p.m. in San Antonio
1/8 Wednesday 7:30 p.m. at Boston

2018-19 RESULTS VS. CELTICS

12/31 W, 120-111 in San Antonio
3/24 W, 115-96 at Boston

ALL-TIME RESULTS

76-77:	BOS 4-0	98-99:	DNP
77-78:	SA 4-0	99-00:	SA 2-0
78-79:	SA 4-0	00-01:	SA 2-0
79-80:	BOS 4-2	01-02:	SA 2-0
80-81:	BOS 2-0	02-03:	SA 2-0
81-82:	BOS 2-0	03-04:	SA 2-0
82-83:	BOS 2-0	04-05:	SA 2-0
83-84:	BOS 2-0	05-06:	SA 2-0
84-85:	BOS 2-0	06-07:	Tied 1-1
85-86:	BOS 2-0	07-08:	BOS 2-0
86-87:	BOS 2-0	08-09:	Tied 1-1
87-88:	BOS 2-0	09-10:	Tied 1-1
88-89:	BOS 2-0	10-11:	BOS 2-0
89-90:	Tied 1-1	11-12:	SA 1-0
90-91:	Tied 1-1	12-13:	SA 2-0
91-92:	Tied 1-1	13-14:	SA 2-0
92-93:	Tied 1-1	14-15:	SA 2-0
93-94:	SA 2-0	15-16:	SA 2-0
94-95:	SA 2-0	16-17:	SA 2-0
95-96:	SA 2-0	17-18:	Tied 1-1
96-97:	Tied 1-1	18-19:	SA 2-0
97-98:	SA 2-0	TOTALS:	SA 54-39

SPURS-CELTICS SERIES NOTES

OVERALL RECORD: 54-39 **HOME:** 28-18 **ROAD:** 26-21 **OT:** 0-0

CURRENT STREAK: Won 3 **HOME:** W 2 **ROAD:** W 1

SPURS BIGGEST WIN: 30, 149-119 on 2/14/19 in San Antonio

SPURS BIGGEST LOSS: 41, 132-91 on 3/3/93 at Boston

SPURS LAST WIN AT HOME: 120-111 on 12/31/18

SPURS LAST LOSS AT HOME: 107-97 on 3/31/11

SPURS LAST WIN ON THE ROAD: 115-96 on 3/24/19

SPURS LAST LOSS ON THE ROAD: 108-94 on 10/30/17

DID YOU KNOW?

The Spurs tied the 1985-86 Boston Celtics for most home wins in a single season in NBA history (40) with a win vs. Oklahoma City on 4/12/16... In the 2018-19 season, the Spurs rode a 46-point third quarter en route to a 120-111 win over Boston on Dec. 31 ... it was the first time San Antonio scored 46-or-more points in a quarter since April 22, 1993 when the Spurs scored 47 in the first quarter against the Denver Nuggets ... LaMarcus Aldridge posted the second-highest scoring total of his career with 48 points in the Spurs 115-96 win at the TD Garden on 3/24/19 ... the Celtics snapped an 18-game winning streak the Spurs held over Boston with a 91-85 win on 3/17/07 ... prior to that, Boston's last win against San Antonio was a 107-83 victory on 1/8/97 ... the Celtics win also snapped a 15-game road losing streak to the Silver and Black ... the Celtics held a 20-game win streak over the Spurs spanning from 1980-90 ... San Antonio holds the Celtics' opponent record for most assists in a game with 49 on 2/14/79 ... the Spurs 149 points on that evening is tied for third on Boston's all-time opponents high scoring list ... Spurs Trey Lyles and Celtics Gordon Hayward were teammates for two seasons with the Utah Jazz, 2015-17 ... Kamba Walker competed with Team USA at the 2019 FIBA World Cup under Spurs head coach Gregg Popovich.

2018-19 SEASON SERIES (2-0) SAN ANTONIO SPURS VS. BOSTON

PLAYER	G-GS	MIN	FG-FGA	PCT	3FG-FGA	PCT	FT-FTA	PCT	OFF	DEF	TOT	AST	PF-DQ	STL	TO	BLK	PTS	AVG	HI
ALDRIDGE	2-2	73	33-54	.611	1-1	1.000	13-15	.867	6	16	22	11	6-0	1	5	3	80	40.0	48
DEROZAN	2-2	71	14-36	.389	0-0	---	1-2	1.000	0	10	10	7	2-0	1	2	2	29	14.5	16
BERTANS	2-0	49	9-18	.500	8-14	.571	0-0	---	2	9	11	2	4-0	1	2	0	26	13.0	17
D. WHITE	2-2	57	10-16	.625	2-4	.500	4-5	.800	0	7	7	8	4-0	1	1	2	26	13.0	22
MILLS	2-0	41	9-14	.643	5-9	.556	0-0	---	0	2	2	4	4-0	0	2	0	23	11.5	12
FORBES	2-2	59	8-20	.400	3-11	.273	0-0	---	0	4	4	2	5-0	1	3	0	19	9.5	15
GAY	1-0	22	3-6	.500	1-2	.500	0-0	---	1	8	9	3	2-0	0	2	0	7	7.0	7
BELINELLI	2-0	47	3-11	.273	2-9	.222	5-5	1.000	1	6	7	2	5-0	1	1	0	13	6.5	8
POEHL	2-2	45	4-10	.400	0-0	---	0-0	---	7	9	16	3	3-0	0	1	1	8	4.0	6
WALKER	1-0	2	1-1	1.000	0-0	---	0-0	---	0	0	0	0	0-0	0	1	0	2	2.0	2
CUNNINGHAM	2-0	4	1-1	1.000	0-0	---	0-0	---	0	2	2	0	0-0	0	0	0	2	1.0	2
EUBANKS	1-0	2	0-2	.000	0-0	---	0-0	---	2	0	2	1	0-0	0	0	0	0	0.0	0
GASOL	1-0	5	0-0	---	0-0	---	0-0	---	0	5	5	0	1-0	0	0	0	0	0.0	0
PONDEXTER	1-0	1	0-0	---	0-0	---	0-0	---	0	0	0	0	0-0	0	0	0	0	0.0	0
SPURS	2	480	95-189	.503	22-50	.440	23-26	.885	19	75	94	59	36-0	7	19	8	235	117.5	120
CELTICS	2	480	81-182	.445	18-69	.261	27-36	.750	20	65	85	53	31-0	9	20	10	207	103.5	111

2018-19 SEASON SERIES (0-2) BOSTON CELTICS VS. SAN ANTONIO

PLAYER	G-GS	MIN	FG-FGA	PCT	3FG-FGA	PCT	FT-FTA	PCT	OFF	DEF	TOT	AST	PF-DQ	STL	TO	BLK	PTS	AVG	HI
BROWN	2-0	56	11-23	.478	3-10	.300	12-14	.857	1	4	5	2	1-0	0	0	2	37	18.5	30
MORRIS	2-2	57	13-26	.500	3-10	.300	2-3	.667	0	10	10	2	3-0	1	2	1	31	15.5	18
IRVING	2-2	63	12-31	.387	2-10	.200	1-2	.500	1	4	5	20	3-0	4	4	1	27	13.5	16
TATUM	1-1	35	6-14	.429	0-5	.000	0-0	---	2	9	11	1	3-0	0	2	2	12	12.0	12
SMART	2-2	61	9-19	.474	1-7	.143	2-4	.500	2	5	7	5	3-0	1	4	1	21	10.5	14
ROZIER	2-0	40	6-17	.353	4-9	.444	0-0	---	1	4	5	6	2-0	0	1	1	19	9.5	15
BAYNES	1-1	21	4-6	.667	1-1	1.000	0-0	---	1	7	8	0	2-0	1	1	0	9	9.0	9
HORFORD	1-1	25	4-7	.571	1-2	.500	0-0	---	1	2	3	3	2-0	1	1	0	9	9.0	9
MONROE (TOT)	2-0	21	6-11	.545	0-0	---	4-7	.571	6	2	8	1	2-0	1	0	1	16	8.0	12
MONROE (BOS)	1-0	3	2-3	.667	0-0	---	0-0	---	2	0	2	1	0-0	0	0	0	4	4.0	4
THEIS	2-0	37	7-13	.538	1-4	.250	0-0	---	6	7	13	2	7-0	0	2	2	15	7.5	11
HAYWARD	2-1	56	4-17	.235	0-7	.000	5-5	1.000	3	11	14	0-0	0	1	1	1	13	6.5	13
YABUSELE	2-0	12	2-3	.667	1-2	.500	2-2	1.000	0	0	0	1	5-0	0	1	0	7	3.5	7
OJELEYE	1-0	8	1-2	.500	1-2	.500	0-0	---	0	0	0	0	0-0	0	0	0	3	3.0	3
DOZIER	1-0	3	0-1	.000	0-0	---	0-0	---	0	2	2	0	0-0	0	0	0	0	0.0	0
WANAMAKER	1-0	3	0-0	.000	0-0	---	0-1	.000	0	0	0	2	0-0	0	1	0	0	0.0	0
CELTICS	2	480	81-182	.445	18-69	.261	27-36	.750	20	65	85	53	31-0	9	20	10	207	103.5	111
SPURS	2	480	95-189	.503	22-50	.440	23-26	.885	19	75	94	59	36-0	7	19	8	235	117.5	120

168 39th Street, 7th Floor • Brooklyn, NY 11232
(718) 933-3000 • www.nets.com



Governor Joe Tsai
Alternate Governor Oliver Weisberg
Alternate Governor & Chief Executive Officer David Levy
General Manager Sean Marks
Assistant General Managers Jeff Peterson, Andy Birdsong
Head Coach Kenny Atkinson
Assistant Coaches Jacque Vaughn, Bret Briellemaier, Jordan Ott, Traron Bryant
Assistant Coach/Director of Player Development Adam Harrington
Director of Sports Science Dan Meschan
Director of Sports Medicine Les Gellis
Head Athletic Trainer Sebastian Polier
Public Relations Aaron Harris, Eli Pearlstein, Mitch Heckart, Megan Walsh
Home Court Barclays Center (17,732; Built in 2012)
Radio WFAN (660 AM/101.9 FM). Broadcasters: Chris Carrino, Tim Capstraw
Television YES Network. Broadcasters: Ian Eagle, Ryan Ruocco, Sarah Kustok, Richard Jefferson, Michael Grady



Kenny Atkinson

2019-20 SCHEDULE VS. NETS

12/19 Thursday 7:30 p.m. in San Antonio
3/6 Friday 7:30 p.m. at Brooklyn

2018-19 RESULTS VS. NETS

1/31 W, 117-114 in San Antonio
2/25 L, 101-85 at Brooklyn

ALL-TIME RESULTS

76-77:	SA 3-1	98-99:	DNP
77-78:	SA 4-0	99-00:	SA 2-0
78-79:	SA 4-0	00-01:	Tied 1-1
79-80:	Tied 3-3	01-02:	NJ 2-0
80-81:	SA 2-0	02-03:	Tied 1-1
81-82:	Tied 1-1	03-04:	SA 2-0
82-83:	SA 2-0	04-05:	SA 2-0
83-84:	SA 2-0	05-06:	SA 2-0
84-85:	SA 2-0	06-07:	SA 2-0
85-86:	Tied 1-1	07-08:	SA 2-0
86-87:	SA 2-0	08-09:	SA 2-0
87-88:	Tied 1-1	09-10:	Tied 1-1
88-89:	Tied 1-1	10-11:	SA 2-0
89-90:	SA 2-0	11-12:	SA 1-0
90-91:	SA 2-0	12-13:	SA 2-0
91-92:	Tied 1-1	13-14:	Tied 1-1
92-93:	Tied 1-1	14-15:	Tied 1-1
93-94:	Tied 1-1	15-16:	SA 2-0
94-95:	SA 2-0	16-17:	SA 2-0
95-96:	SA 2-0	17-18:	SA 2-0
96-97:	NJ 2-0	18-19:	Tied 1-1
97-98:	Tied 1-1	TOTALS:	SA 71-22

SPURS-NETS SERIES NOTES

OVERALL RECORD: 71-22 **HOME:** 42-4 **ROAD:** 29-18 **OT:** 2-2

CURRENT STREAK: Lost 1 **HOME:** W 16 **ROAD:** L 1

SPURS BIGGEST WIN: 41, 151-110 on 11/25/78 in San Antonio

SPURS BIGGEST LOSS: 26, 99-73 on 11/7/93 in San Antonio

SPURS LAST WIN AT HOME: 117-114 on 1/31/19

SPURS LAST LOSS AT HOME: 92-86 on 1/22/02

SPURS LAST WIN ON THE ROAD: 100-95 on 1/17/18

SPURS LAST LOSS ON THE ROAD: 101-85 on 2/25/19

DID YOU KNOW?

San Antonio enters the 2019-20 season with a .913 (42-4) winning percentage at home against the Nets, its highest home winning percentage against any team ... The Spurs captured their second NBA Championship in franchise history when they defeated then New Jersey Nets in Game 6 (88-77) of the NBA Finals on 6/15/03 ... The 2003 Finals also marked the first time that two former ABA teams met to decide an NBA Championship ... The Spurs own the Nets third-highest opponent record for most points scored in a regulation game with 151 on 11/25/78 ... San Antonio won the game 151-110 ... The Nets front office features familiar faces ... Nets general manager Sean Marks spent five years with the Spurs, most recently serving as the assistant general manager ... Nets assistant coach Bret Briellemaier got his first NBA experience with San Antonio in 2009-10 as the Spurs player development assistant ... Briellemaier was promoted to the Silver and Black's video coordinator in 2010, spending three more seasons before joining the Cavaliers staff as an assistant coach ... former Spur, Jacque Vaughn, also joins Briellemaier on the Nets bench ... Vaughn spent two seasons as a Spurs assistant coach (2010-12) and played three of his 12 seasons in the NBA with San Antonio ... Nets forward Taurean Prince played for Earl Warren High School in San Antonio ... two-time NBA Finals MVP, Kevin Durant played his freshman year at the University of Texas (2006-07), as did teammate Jarrett Allen (2016-17), an Austin Native ... Joe Harris was coached by Spurs Gregg Popovich at the 2019 FIBA World Cup with Team USA.


2018-19 SEASON SERIES (1-1) SAN ANTONIO SPURS VS. BROOKLYN

PLAYER	G-GS	MIN	FG-FA	PCT	3FG-FA	PCT	FT-FTA	PCT	OFF DEF TOT	AST	PF-DO	STL	TO	BLK	PTS	AVG	HI
ALDRIDGE	2-2	75	17-34	.500	0-1	.000	12-14	.857	10 13 23	3	4-0	4	3	4	46	23.0	26
DEROZAN	2-2	69	14-30	.467	0-1	.000	10-11	.909	2 13 15	6	4-0	1	3	0	38	19.0	23
D. WHITE	2-2	50	11-23	.478	4-7	.571	7-9	.778	1 8 9	10	5-0	4	4	3	33	16.5	26
GAY	2-1	47	12-20	.600	2-6	.333	2-2	1.000	0 10 10	2	0-0	2	5	0	28	14.0	15
MILLS	2-0	50	7-20	.350	3-10	.300	3-3	1.000	1 4 5	1	1-0	3	3	0	20	10.0	17
FORBES	2-2	60	6-29	.207	3-13	.231	2-2	1.000	0 6 6	3	5-0	0	0	0	17	8.5	8
BELINELLI	2-0	38	4-14	.286	3-11	.273	0-0	---	1 7 8	2	6-0	0	0	0	11	5.5	11
BERTANS	2-1	53	2-12	.167	1-8	.125	0-0	---	0 7 7	6	4-0	0	1	5	2.5	3	3
GASOL	1-0	6	1-4	.250	0-0	---	0-0	---	2 2 4	2	0-0	1	0	0	2	2.0	2
CUNNINGHAM	2-0	7	1-1	1.000	0-0	---	0-0	---	0 1 1	0	1-0	0	0	0	2	1.0	2
METU	1-0	3	0-0	---	0-0	---	0-0	---	0 0 0	0	1-0	0	1	0	0	0.0	0
POEITL	2-0	15	0-8	.000	0-0	---	0-0	---	6 2 8	1	2-0	1	0	1	0	0.0	0
PONDEXTER	2-0	7	0-1	.000	0-0	---	0-0	---	0 1 1	1	1-0	0	0	0	0	0.0	0
SPURS	2	480	75-196	.383	16-57	.281	36-41	.878	23 74 97	37	34-0	12	20	9	202	101.0	117
NETS	2	480	77-170	.453	30-84	.357	31-45	.689	11 86 97	54	38-0	10	30	12	215	107.5	114

2018-19 SEASON SERIES (1-1) BROOKLYN NETS VS. SAN ANTONIO

PLAYER	G-GS	MIN	FG-FGA	PCT	3FG-FGA	PCT	FT-FTA	PCT	OFF DEF TOT	AST	PF-DO	STL	TO	BLK	PTS	AVG	HI
RUSSELL	2-2	69	19-45	.422	7-18	.389	3-4	.750	2 10 12	17	6-0	2	7	2	48	24.0	25
HARRIS	2-2	64	12-17	.706	8-11	.727	1-2	.500	0 3 3	6	2-0	0	4	1	33	16.5	18
LEVERT	1-1	27	5-14	.357	2-5	.400	3-3	1.000	0 5 5	7	0-0	0	0	1	15	15.0	15
CARROLL	2-0	55	6-19	.316	4-14	.286	9-11	.818	1 16 17	3	3-0	1	3	0	25	12.5	18
ALLEN	2-2	55	10-11	.909	1-1	1.000	2-7	.286	1 10 11	4	5-0	3	2	3	23	11.5	14
NAPIER	2-0	46	6-21	.286	3-16	.188	5-8	.625	0 7 7	1	0-0	1	3	3	20	10.0	15
CRABBE	1-0	25	3-9	.333	2-8	.250	0-0	---	0 1 1	0	0-0	0	2	1	8	8.0	8
KURUCS	2-1	38	6-12	.500	1-5	.200	3-4	.750	4 10 14	3	5-0	2	5	0	16	8.0	9
DAVIS	2-0	41	5-8	.625	0-0	---	2-2	1.000	2 18 20	1	6-0	0	2	1	12	6.0	9
HOLLIS-JEFFERSON	1-0	18	2-4	.500	0-0	---	2-4	.500	0 6 6	2	3-0	1	0	0	6	6.0	6
GRAHAM	2-2	44	3-10	.300	2-6	.333	1-2	.500	1 6 7	3	6-0	1	0	0	9	4.5	6
NETS	2	480	77-170	.453	30-84	.357	31-45	.689	11 86 97	54	38-0	10	30	12	215	107.5	114
SPURS	2	480	75-196	.383	16-57	.281	36-41	.878	23 74 97	37	34-0	12	20	9	202	101.0	117

CHARLOTTE HORNETS



James Borrego

333 E. Trade Street • Charlotte, NC 28202
(704) 688-8600 • www.hornets.com

Chairman Michael Jordan
Managing Partner Curtis Polk
President, Vice Chairman & Alternate Governor Fred Whitfield
President of Basketball Operations and GM Mitch Kupchak
Assistant General Manager Buzz Peterson
Head Coach James Borrego
Assistant Coaches Jay Triano, Chad Iske, Ronald Nored,
Jay Hernandez, Dutch Gaitley, Nate Mitchell
Director of Health Care & Sports Performance Joe Sharpe
Associate Head Athletic Trainer Dr. Quinton Sawyer
Communications Mike Cristaldi, Josh Rosen, Brian Travis, Natalie Breneman
Home Court Spectrum Center (19,077, built in 2005)
Radio WFNZ: John Focke, Matt Carroll
Television Fox Sports Southeast: Eric Collins, Dell Curry, Ashley ShahAhmadi



2019-20 SCHEDULE VS. HORNETS

2/1 Saturday 8:00 p.m. in San Antonio
3/3 Tuesday 7:00 p.m. at Charlotte

2018-19 RESULTS VS. HORNETS

1/14 L, 108-93 in San Antonio
3/26 L, 125-116 (OT) at Charlotte

ALL-TIME RESULTS

88-89: CHA 2-0 10-11: SA 2-0
89-90: SA 5-0 11-12: SA 1-0
90-91: Tied 1-1 12-13: SA 2-0
91-92: CHA 2-0 13-14: SA 2-0
92-93: Tied 1-1 14-15: SA 2-0
93-94: SA 2-0 15-16: Tied 1-1
94-95: Tied 1-1 16-17: SA 2-0
95-96: SA 2-0 17-18: SA 2-0
96-97: CHA 2-0 18-19: CHA 2-0
97-98: Tied 1-1 **TOTALS: SA 41-17**
98-99: DNP
99-00: SA 2-0
00-01: Tied 1-1
01-02: Tied 1-1
04-05: SA 2-0
05-06: SA 2-0
06-07: Tied 1-1
07-08: SA 2-0
08-09: SA 2-0
09-10: Tied 1-1

SPURS-HORNETS SERIES NOTES

OVERALL RECORD: 41-17 HOME: 21-8 ROAD: 20-9 OT: 0-2
CURRENT STREAK: Lost 2 HOME: L 1 ROAD: L 1
SPURS BIGGEST WIN: 34, 129-95 on 1/31/90
SPURS BIGGEST LOSS: 16, 92-76 on 1/15/10
SPURS LAST WIN AT HOME: 108-101 on 11/3/17
SPURS LAST LOSS AT HOME: 108-93 on 1/14/19
SPURS LAST WIN ON THE ROAD: 106-86 on 11/25/17
SPURS LAST LOSS ON THE ROAD: 125-116 (OT) on 3/26/19

DID YOU KNOW?

Charlotte head coach James Borrego has been an assistant coach for the Spurs during two separate stints under Gregg Popovich from 2003-10 and 2015-18 ... Charlotte assistant coach Dutch Gaitley spent five seasons in the San Antonio video department where he began his NBA career as an intern during the 2013-14 season ... David Robinson blocked 11 shots at Charlotte on 2/2/90, setting a record for most blocks in a game by a Hornets opponent ... Robinson and Terry Cummings each went for 52 points against the Hornets, which ranks in the top five on their all-time top performances list ... Kelly Tripuka became the first player in Hornets history to score 30+ points in a game when he went for 31 against San Antonio on 11/19/88 ... the Hornets won the game 107-105, which became the first road victory in franchise history ... Hornets guard/forward Nicolas Batum and San Antonio forward LaMarcus Aldridge were teammates with the Portland Trail Blazers for seven seasons from 2008-15 ... Last season, Charlotte won its first season series against the Spurs since 1996-1997 and first in the Alamo City since a 92-85 overtime win on 11/15/06 ... the Spurs set a new franchise record with 39 three-point field goals attempted on 3/26/19.

2018-19 SEASON SERIES (0-2) SAN ANTONIO SPURS VS. CHARLOTTE

PLAYER	G-GS	MIN	FG-FGA	PCT	3FG-FGA	PCT	FT-FTA	PCT	OFF	DEF	TOT	AST	PF	DO	STL	TO	BLK	PTS	AVG	HI
ALDRIDGE	2-2	80	19-35	.543	0-1	.000	10-11	.909	10	15	25	8	2	0	1	48	24.0	28		
DEROZAN	2-2	79	19-38	.500	0-1	.000	6-9	.667	3	10	13	9	6	0	1	7	0	44	24.0	30
BELINELLI	1-1	33	6-16	.375	5-11	.455	0-0	---	1	9	10	1	2	0	0	3	0	17	17.0	17
GAY	1-0	32	7-15	.467	2-6	.333	0-0	---	3	6	9	2	0	0	1	3	0	16	16.0	16
FORBES	2-2	64	9-24	.375	5-13	.385	0-0	---	0	8	8	3	3	0	2	2	0	23	11.5	16
D. WHITE	2-2	64	7-22	.318	2-7	.286	6-7	.857	1	8	9	14	8	0	2	3	3	22	11.0	18
BERTANS	2-0	48	5-11	.455	4-10	.400	0-0	---	0	8	8	3	4	0	0	1	3	14	7.0	8
MILLS	2-0	43	6-22	.273	2-10	.200	0-0	---	1	4	5	4	7	0	0	3	0	14	7.0	14
POELTL	2-1	31	4-5	.800	0-0	---	1-4	.250	1	5	6	0	3	0	0	0	3	9	4.5	7
GASOL	1-1	11	0-1	.000	0-0	---	2-2	1.000	0	3	3	1	0	0	0	1	1	2	2.0	2
CUNNINGHAM	1-0	11	0-1	.000	0-0	---	0-0	---	0	0	0	0	1	0	0	0	0	0	0.0	0
EUBANKS	1-0	1	0-0	---	0-0	---	0-0	---	0	0	0	0	0	0	0	0	0	0	0.0	0
PONDEXTER	2-0	7	0-0	---	0-0	---	0-0	---	0	0	0	0	0	0	0	1	0	0	0.0	0
WALKER	1-0	0	0-0	---	0-0	---	0-0	---	0	0	0	0	0	0	0	0	0	0	0.0	0
SPURS	2	505	82-190	.432	20-59	.339	25-33	.758	20	76	96	45	36	0	8	25	11	209	104.5	116
HORNETS	2	505	89-192	.464	26-78	.333	29-39	.744	13	77	90	54	32	0	16	14	9	233	116.5	125

2018-19 SEASON SERIES (2-0) CHARLOTTE HORNETS VS. SAN ANTONIO

PLAYER	G-GS	MIN	FG-FGA	PCT	3FG-FGA	PCT	FT-FTA	PCT	OFF	DEF	TOT	AST	PF	DO	STL	TO	BLK	PTS	AVG	HI
WALKER	2-2	79	27-58	.466	9-21	.429	8-11	.727	2	11	13	16	2	0	2	3	1	71	35.5	38
BACON	1-1	36	9-16	.563	4-7	.571	2-4	.500	0	6	6	1	1	0	3	0	1	24	24.0	24
KAMINSKY	1-0	32	5-10	.500	4-8	.500	1-1	1.000	1	9	10	2	2	0	0	0	0	15	15.0	15
LAMB	2-2	52	10-21	.476	1-5	.200	4-4	1.000	1	7	8	5	1	0	3	1	2	25	12.5	19
WILLIAMS	2-2	56	7-17	.412	3-11	.273	2-2	1.000	1	8	9	3	0	0	2	0	1	19	9.5	11
BRIDGES	2-1	54	8-12	.667	2-5	.400	0-0	---	2	9	11	4	4	0	1	0	1	18	9.0	10
HERNANGOMEZ	2-0	36	8-10	.800	0-2	.000	2-4	.500	2	5	7	3	4	0	0	1	1	18	9.0	10
PARKER	1-0	19	4-12	.333	0-1	.000	0-0	---	0	3	3	4	3	0	0	0	0	8	8.0	8
BATUM	1-1	30	3-6	.500	1-4	.250	0-0	---	1	1	2	1	1	0	2	1	1	7	7.0	7
BIYOMBO	2-2	35	3-7	.429	0-0	---	5-7	.714	3	7	10	3	8	0	2	2	1	11	5.5	9
MACK (TOT)	2-0	35	3-12	.250	1-6	.167	4-5	.800	1	3	4	9	1	0	0	1	0	11	5.5	10
GRAHAM	2-0	33	1-7	.143	0-4	.000	5-6	.833	0	1	1	11	3	0	0	1	0	7	3.5	7
MONK	2-0	18	3-11	.273	1-7	.143	0-0	---	0	2	2	0	1	0	0	1	0	7	3.5	5
KIDD-GILCHRIST	1-0	25	1-5	.200	1-3	.333	0-0	---	1	6	7	1	0	0	0	1	1	3	3.0	3
HORNETS	2	505	89-192	.464	26-78	.333	29-39	.744	13	77	90	54	32	0	16	14	9	233	116.5	125
SPURS	2	505	82-190	.432	20-59	.339	25-33	.758	20	76	96	45	36	0	8	25	11	209	104.5	116

1901 W. Madison Street • Chicago, IL 60612
(312) 455-4000 • www.bulls.com



Chairman Jerry Reinsdorf
President and Chief Operating Officer Michael Reinsdorf
Executive Vice President-Basketball Operations John Paxson
Senior Advisor-Basketball Operations Doug Collins
General Manager Gar Forman
Associate General Manager Brian Hagen
Assistant General Manager Steve Weinman
Head Coach Jim Boylen
Assistant Coaches Chris Fleming, Roy Rogers, Nate Loenser, Dean Cooper
Player Development Coach Karen Umlauf
Director of Performance Health Chip Schaefer
Head Athletic Trainer Jeff Tanaka
Assistant Athletic Trainer Arnold Lee
Media Relations Tim Hallam, Matt Yob, Beth Grady, Kristen Deahl
Home Court United Center (20,917, built in 1994)
Radio WSCR (670 AM): Chuck Swirsky, Bill Wennington
Spanish Radio TUDN Radio (1200 AM): Omar Ramos, Hector Lozano
Television NBC Sports Chicago: Neil Funk, Stacey King



Fred Hoiberg

2019-20 SCHEDULE VS. BULLS

1/27 Monday 7:00 p.m. at Chicago
3/20 Friday 7:30 p.m. in San Antonio

2018-19 RESULTS VS. BULLS

11/26 W, 108-107 at Chicago
12/15 L, 98-93 in San Antonio

ALL-TIME RESULTS

76-77:	CHI 3-1	98-99:	SA 1-0
77-78:	Tied 2-2	99-00:	SA 2-0
78-79:	SA 3-0	00-01:	Tied 1-1
79-80:	SA 2-0	01-02:	SA 2-0
80-81:	SA 2-0	02-03:	SA 2-0
81-82:	Tied 1-1	03-04:	SA 2-0
82-83:	SA 2-0	04-05:	SA 2-0
83-84:	SA 2-0	05-06:	Tied 1-1
84-85:	Tied 1-1	06-07:	Tied 1-1
85-86:	Tied 1-1	07-08:	SA 2-0
86-87:	Tied 1-1	08-09:	SA 2-0
87-88:	Tied 1-1	09-10:	CHI 2-0
88-89:	CHI 2-0	10-11:	Tied 1-1
89-90:	Tied 1-1	11-12:	CHI 1-0
90-91:	SA 2-0	12-13:	SA 2-0
91-92:	Tied 1-1	13-14:	Tied 1-1
92-93:	SA 2-0	14-15:	Tied 1-1
93-94:	Tied 1-1	15-16:	Tied 1-1
94-95:	Tied 1-1	16-17:	Tied 1-1
95-96:	CHI 2-0	17-18:	SA 2-0
96-97:	CHI 2-0	18-19:	Tied 1-1
97-98:	CHI 2-0	TOTALS:	SA 55-34

SPURS-BULLS SERIES NOTES

OVERALL RECORD: 55-34 **HOME:** 32-12 **ROAD:** 23-22 **OT:** 4-1
CURRENT STREAK: Lost 1 **HOME:** L 1 **ROAD:** W 2
SPURS BIGGEST WIN: 39, 133-94 on 11/11/17 in San Antonio
SPURS BIGGEST LOSS: 42, 111-69 on 3/5/97 at Chicago
SPURS LAST WIN AT HOME: 133-94 on 11/11/17
SPURS LAST LOSS AT HOME: 98-93 on 12/15/18
SPURS LAST WIN ON THE ROAD: 108-107 on 11/26/18
SPURS LAST LOSS ON THE ROAD: 95-91 on 12/8/16

DID YOU KNOW?

Chicago's head coach Jim Boylen was an assistant coach for the Spurs for two seasons from 2013-15 ... the Spurs set their regular season single-game attendance record when 37,492 fans packed the Alamodome to see the Spurs face Michael Jordan and the Bulls on 3/14/98 ... the Bulls won the game 96-86 ... San Antonio tied a franchise high with 20 blocked shots vs. Chicago on 11/26/99 ... six-time NBA All-Star Artis Gilmore averaged 19.3 points and 11.1 rebounds in 482 games with the Bulls (1976-82, 1987) and then spent five seasons with the Spurs (1982-87), averaging 16.1 points and 9.7 rebounds in 380 games ... the 133 points put up by the Spurs in the most recent meeting on 11/11/17 were the most points San Antonio has ever scored against the Bulls in 87 all-time contests ... Bulls guard Denzel Valentine and Spurs guard Bryn Forbes played together in college at Michigan State from 2014-2016... Bulls guard Ryan Arcidiacono played the 2016-17 season with the Spurs NBA G-League affiliate, the Austin Spurs, where he averaged 6.5 points in 47 games.

2018-19 SEASON SERIES (1-1) CHICAGO BULLS VS. SAN ANTONIO SPURS VS. CHICAGO

PLAYER	G-GS	MIN	FG-FGA	PCT	3FG-FGA	PCT	FT-FTA	PCT	OFF	DEF	TOT	AST	PF	DO	STL	TO	BLK	PTS	AVG	HI
ALDRIDGE	2-2	67	18-28	.643	0-0	---	13-16	.813	5	15	20	4	2-0	1	2	3	49	24.5	29	
DEROZAN	2-2	71	17-41	.415	0-3	.000	8-9	.889	3	10	13	8	5-0	0	7	1	42	21.0	21	
BELINELLI	2-0	54	9-20	.450	6-14	.429	0-0	---	1	6	7	7	4-0	1	1	0	24	12.0	17	
GAY	2-2	43	7-15	.467	2-4	.500	4-4	1.000	1	8	9	6	8-0	0	3	1	20	10.0	12	
MILLS	2-0	49	8-14	.571	3-8	.375	1-1	1.000	0	4	4	6	3-0	1	3	0	20	10.0	17	
POELTL	2-0	33	7-8	.875	0-0	---	1-1	1.000	2	6	8	4	1-0	1	1	0	15	7.5	10	
FORBES	2-2	52	5-15	.333	3-10	.300	0-0	---	13	8	9	5	0-0	0	4	1	13	6.5	13	
BERTANS	2-0	39	2-10	.200	1-7	.143	3-4	.750	1	4	5	1	1-0	2	2	0	8	4.0	6	
D. WHITE	2-1	42	3-11	.273	2-5	.400	0-0	---	0	6	6	2	3-0	3	2	0	8	4.0	8	
CUNNINGHAM	2-1	31	1-4	.250	0-0	---	0-0	---	1	6	7	0	2-0	1	0	1	2	1.0	2	
SPURS	2	480	77-166	.464	17-51	.333	30-35	.857	14	73	87	47	34-0	10	25	7	201	100.5	108	
BULLS	2	480	79-176	.449	20-62	.323	27-32	.844	13	70	83	39	32-1	18	21	13	205	102.5	107	

2018-19 SEASON SERIES (1-1) CHICAGO BULLS VS. SAN ANTONIO

PLAYER	G-GS	MIN	FG-FGA	PCT	3FG-FGA	PCT	FT-FTA	PCT	OFF	DEF	TOT	AST	PF	DO	STL	TO	BLK	PTS	AVG	HI
LAVINE	1-1	35	10-26	.385	3-8	.375	5-6	.833	1	6	7	7	1-0	0	6	0	28	28.0	28	
DUNN	1-1	36	11-19	.579	0-2	.000	2-2	1.000	0	7	7	3	5-0	2	1	0	24	24.0	24	
MARKKANEN	1-1	37	9-18	.500	3-8	.375	2-2	1.000	1	6	7	1	1-0	2	2	2	23	23.0	23	
PARKER	1-1	36	7-15	.467	2-6	.333	2-3	.667	2	8	10	2	1-0	2	1	0	18	18.0	18	
ARCIDIACONO	2-2	75	12-18	.667	6-10	.600	4-4	1.000	2	6	8	8	5-0	5	3	0	34	17.0	22	
HOLIDAY	2-2	79	7-22	.318	6-18	.333	5-5	1.000	1	12	13	6	2-0	2	1	3	25	12.5	17	
PORTIS	1-0	19	4-12	.333	0-3	.000	1-2	.500	2	2	4	0	2-0	0	1	1	9	9.0	9	
CARTER	2-2	45	7-16	.438	0-0	---	2-4	.500	1	7	8	1	11-1	1	2	3	16	8.0	8	
LOPEZ	2-0	43	6-11	.545	0-1	.000	4-4	1.000	2	4	6	3	1-0	0	0	1	16	8.0	10	
PAYNE	2-0	22	3-7	.429	0-3	.000	0-0	---	0	1	1	1	1-0	1	1	1	6	3.0	4	
BLAKENEY	1-0	3	1-2	.500	0-0	---	0-0	---	0	1	1	0	0-0	0	0	0	2	2.0	2	
HUTCHISON	2-0	23	2-4	.500	0-0	---	0-0	---	1	3	4	0	1-0	0	0	0	4	2.0	4	
HARRISON	2-0	28	0-6	.000	0-3	.000	0-0	---	0	7	7	1	1-0	3	0	2	0	0.0	0	
BULLS	2	480	79-176	.449	20-62	.323	27-32	.844	13	70	83	39	32-1	18	21	13	205	102.5	107	
SPURS	2	480	77-166	.464	17-51	.333	30-35	.857	14	73	87	47	34-0	10	25	7	201	100.5	108	

CLEVELAND CAVALIERS



John Beilein

One Center Court • Cleveland, OH 44115-4001
(216) 420-2000 • www.cavs.com

Chairman Dan Gilbert
General Manager Koby Altman
Assistant General Manager Mike Gansey
Head Coach John Beilein
Associate Head Coach J.B. Bickerstaff
Assistant Coaches Antonio Lang, Dan Geriot, Lindsay Gottlieb
Director of Player Development/Assistant Coach Mike Gerrity
Head Athletic Trainer Steve Spiro
Communications Tad Carper, B.J. Evans, Jeff Schaefer
Cherome Owens, Alyssa Dombrowski
Home Court Rocket Mortgage FieldHouse (19,432, built in 1994)
Radio WTAM (1100 AM): Tim Alcorn, Jim Chones, Mike Snyder
Spanish Radio LA MEGA (87.7 FM): Rafael Hernández Brito
Television FOX Sports Ohio: John Michael, Austin Carr, Angel Gray



2019-20 SCHEDULE VS. CAVALIERS

12/12 Thursday 7:30 p.m. in San Antonio
3/8 Sunday 7:00 p.m. at Cleveland

2018-19 RESULTS VS. CAVALIERS

3/28 W, 116-110 in San Antonio
4/7 W, 112-90 at Cleveland

ALL-TIME RESULTS

76-77:	Tied 2-2	98-99:	CLE 1-0
77-78:	SA 4-0	99-00:	Tied 1-1
78-79:	SA 4-0	00-01:	SA 2-0
79-80:	CLE 4-2	01-02:	Tied 1-1
80-81:	Tied 1-1	02-03:	SA 2-0
81-82:	SA 2-0	03-04:	Tied 1-1
82-83:	SA 2-0	04-05:	SA 2-0
83-84:	Tied 1-1	05-06:	Tied 1-1
84-85:	Tied 1-1	06-07:	CLE 2-0
85-86:	Tied 1-1	07-08:	Tied 1-1
86-87:	Tied 1-1	08-09:	CLE 2-0
87-88:	CLE 2-0	09-10:	Tied 1-1
88-89:	CLE 2-0	10-11:	SA 2-0
89-90:	Tied 1-1	11-12:	SA 2-0
90-91:	SA 2-0	12-13:	SA 2-0
91-92:	Tied 1-1	13-14:	SA 2-0
92-93:	Tied 1-1	14-15:	Tied 1-1
93-94:	SA 2-0	15-16:	Tied 1-1
94-95:	SA 2-0	16-17:	SA 2-0
95-96:	SA 2-0	17-18:	SA 2-0
96-97:	SA 2-0	18-19:	SA 2-0
97-98:	SA 2-0	TOTALS:	SA 64-31

SPURS-CAVS SERIES NOTES

OVERALL RECORD: 64-31 **HOME:** 40-7 **ROAD:** 24-24 **OT:** 4-2
CURRENT STREAK: Won 6 **HOME:** W 4 **ROAD:** W 3
SPURS BIGGEST WIN: 35, 125-90 on 04/03/12 at Cleveland
SPURS BIGGEST LOSS: 37, 127-90 on 3/23/93 at Cleveland
SPURS LAST WIN AT HOME: 116-110 on 3/28/19
SPURS LAST LOSS AT HOME: 128-125 (OT) on 3/12/15
SPURS LAST WIN ON THE ROAD: 112-90 on 4/7/19
SPURS LAST LOSS ON THE ROAD: 117-103 on 1/30/16

DID YOU KNOW?

The Spurs swept the Cavaliers 4-0 in the 2007 NBA Finals, claiming San Antonio its fourth NBA Championship ... Tony Parker was named Finals MVP after averaging 24.5 points, 5.0 rebounds and 3.3 assists ... The Spurs set a franchise record for field goal percentage in a half vs. Cleveland on 12/11/04 shooting .839 (26-31) in the first half ... The Spurs defeated Cleveland 116-110 on Manu Ginobili's jersey retirement night at the AT&T Center on 3/28/19 ... Ginobili's longtime teammate Patty Mills scored the game-sealing three-pointer with 14.5 seconds remaining ... Cavs guard Matthew Dellavedova and Spurs guard Patty Mills are both from Australia, both attended college at St. Mary's (CA) and played together for the Australian National Team, including the 2012 and 2016 Olympic Games ... Spurs 2019 draft pick Luka Samanic and Cavaliers Ante Zizic both played for Croatia junior national teams at FIBA European Championships before becoming first-round draft selections ... The Spurs have swept the season series against the Cavs seven of the last nine years ... Cavaliers guard Jordan Clarkson attended Wagner high school in San Antonio.

2018-19 SEASON SERIES (2-0) SAN ANTONIO SPURS VS. CLEVELAND

PLAYER	G-GS	MIN	FG-FGA	PCT	3FG-FGA	PCT	FT-FTA	PCT	OFF	DEF	TOT	AST	PF	DO	STL	TO	BLK	PTS	AVG	HT
DEROZAN	2-2	67	14-21	.667	0-0	---	11-12	.917	1	4	5	17	4	3	5	0	39	19.5	25	
ALDRIDGE	2-2	66	12-29	.414	0-2	.000	8-9	.889	6	10	16	3	3-0	1	2	2	32	16.0	18	
FORBES	2-2	65	13-24	.542	6-13	.462	0-1	.000	1	11	12	8	3-0	3	1	0	32	16.0	19	
MILLS	2-0	44	9-20	.450	7-16	.438	0-0	---	0	5	5	7	1-0	1	3	0	25	12.5	14	
BERTANS	2-0	36	9-14	.643	5-9	.556	0-0	---	0	6	6	3	3-0	1	4	0	23	11.5	14	
GAY	2-0	45	8-16	.500	2-5	.400	2-3	.667	1	13	14	2	5-0	1	7	0	20	10.0	12	
BELINELLI	2-0	37	7-14	.500	2-5	.400	0-0	---	0	2	2	3	3-0	1	2	0	16	8.0	16	
D. WHITE	2-2	41	5-11	.455	1-3	.333	3-4	.750	1	4	5	7	5-0	1	3	3	14	7.0	8	
POEHL	2-2	45	5-7	.714	0-0	---	2-4	.500	4	8	12	1	1-0	3	1	5	12	6.0	8	
PONDEXTER1-0	5	2-2	1.000	0-0	---	2-2	1.000	0	1	1	0	0-0	2	1	0	6	6.0	6		
WALKER	2-0	15	3-3	1.000	0-0	---	1-2	.500	0	1	1	2	0-0	1	0	0	7	3.5	7	
MOTIEJUNAS1-0	6	1-1	1.000	0-0	---	0-2	.000	0	1	1	1	1	4-0	0	0	2	2.0	2		
CUNNINGHAM2-0	9	0-5	.000	0-2	.000	0-0	---	1	1	2	0	0-0	0	0	0	0	0.0	0		
SPURS	2	480	88-167	.527	23-55	.418	29-39	.744	15	67	82	54	32-0	18	29	10	228	114.0	116	
CAVALIERS	2	480	76-170	.447	20-58	.345	28-37	.757	23	60	83	34	36-0	20	32	2	200	100.0	110	

2018-19 SEASON SERIES (0-2) CLEVELAND CAVALIERS VS. SAN ANTONIO

PLAYER	G-GS	MIN	FG-FGA	PCT	3FG-FGA	PCT	FT-FTA	PCT	OFF	DEF	TOT	AST	PF	DO	STL	TO	BLK	PTS	AVG	HI
SEXTON	2-2	75	16-32	.500	5-14	.357	3-4	.750	1	2	2	7	3-0	1	5	0	14	20.0	24	
ZIZIC	1-0	17	5-6	.833	0-0	---	4-5	.800	4	2	6	2	0-0	0	3	0	14	14.0	14	
NANCE	2-1	61	9-15	.600	2-4	.500	4-4	1.000	7	14	21	3	4-0	6	2	1	34	12.0	13	
LOVE	2-1	47	9-17	.529	3-7	.429	2-2	1.000	0	12	12	3	3-0	1	2	0	23	11.5	18	
OSMAN	2-2	66	8-23	.348	2-9	.222	3-4	.750	2	7	9	2	5-0	2	2	0	21	10.5	12	
KNIGHT (TOT)3-2	70	11-25	.440	3-9	.333	5-7	.714	1	2	3	3	5-0	4	6	1	30	10.0	16		
KNIGHT (CLE)2-2	58	11-21	.524	3-5	.600	5-7	.714	0	2	2	3	3-0	4	5	1	30	15.0	16		
NWABA	2-0	37	6-12	.500	1-2	.500	0-0	---	2	3	5	1	3-0	3	2	0	13	6.5	11	
CLARKSON	2-0	46	5-23	.217	1-8	.125	1-3	.333	3	3	6	0	1-0	1	0	0	6	3.0	10	
ADL	1-0	4	1-1	1.000	1-1	1.000	2-2	1.000	1	1	2	0	1-0	0	1	0	5	5.0	5	
DELLAVEDOVA (TOT)	1-0	10	2-2	1.000	1-1	1.000	0-0	---	0	1	1	1	3	2-0	0	0	0	5	5.0	5
FRYE	1-1	16	2-6	.333	1-4	.250	0-0	---	0	4	4	1	1-0	0	2	0	5	5.0	5	
THOMPSON	1-1	22	2-4	.500	0-0	---	0-0	---	3	4	7	3	3-0	0	2	0	4	4.0	4	
STAUŠKAS (TOT)3-0	47	4-13	.308	3-9	.333	0-0	---	0	4	4	3	3-0	1	1	0	11	3.7	5		
STAUŠKAS (CLE)1-0	8	2-5	.400	1-3	.333	0-0	---	0	3	3	0	1-0	0	0	0	5	5.0	5		
CHRIS (TOT)3-0	36	2-10	.200	1-4	.250	4-6	.667	0	7	7	1	1-0	2	2	0	9	3.0	5		
CHRIS (CLE)2-0	22	0-5	.000	0-1	.000	4-6	.667	0	4	4	0	7-0	2	0	0	4	2.0	2		
PAYNE (TOT)2-0	22	3-7	.429	0-3	.000	0-0	---	0	1	1	1	1-0	1	1	1	6	3.0	4		
BALDWIN (TOT)1-0	3	0-2	.000	0-1	.000	0-0	---	0	2	2	0	0-0	0	2	0	0	0.0	0		
CAVALIERS	2	480	76-170	.447	20-58	.345	28-37	.757	23	60	83	34	36-0	20	32	2	200	100.0	110	
SPURS	2	480	88-167	.527	23-55	.418	29-39	.744	15	67	82	54	32-0	18	29	10	228	114.0	116	

American Airlines Center • 2500 Victory Avenue • Dallas, TX 75219
(214) 665-4660 • www.mavs.com



Owner Mark Cuban
CEO Cynt Marshall
President of Basketball Operations/General Manager Donn Nelson
Assistant General Manager Keith Grant
Head Coach Rick Carlisle
Assistant Coaches Stephen Silas, Jamahl Mosley, Darrell Armstrong
Mike Weiner
Head Athletic Trainer Dionne Calhoun
Basketball Communications Sarah Melton, Scott Tomlin, Alan Rakowski
Home Court American Airlines Center (19,200, built in 2001)
Radio ESPN Radio (103.3 FM): Chuck Cooperstein, Brad Davis
Spanish Radio KFLC (Univision 1270 AM): Victor Villalba
Television FOX Sports Southwest: Mark Followill, Derek Harper, Jeff Wade



Rick Carlisle

2019-20 SCHEDULE VS. MAVERICKS

11/18	Monday	7:30 p.m.	at Dallas
12/26	Thursday	7:30 p.m.	at Dallas
2/26	Wednesday	6:30 p.m.	in San Antonio
3/10	Tuesday	7:00 p.m.	in San Antonio

2018-19 RESULTS VS. MAVERICKS

10/29	W, 113-108	in San Antonio
1/16	W, 105-101	at Dallas
3/12	W, 112-105	at Dallas
4/10	W, 105-94	San Antonio

ALL-TIME RESULTS

80-81: SA 5-1	94-95: SA 3-2	08-09: Tied 2-2
81-82: SA 5-1	95-96: Tied 2-2	09-10: DAL 3-1
82-83: SA 4-2	96-97: Tied 2-1	10-11: SA 3-1
83-84: DAL 4-2	97-98: SA 4-0	11-12: Tied 2-2
84-85: DAL 4-2	98-99: SA 3-1	12-13: SA 4-0
85-86: DAL 4-2	99-00: Tied 2-2	13-14: SA 4-0
86-87: DAL 4-2	00-01: SA 3-1	14-15: Tied 2-2
87-88: DAL 5-1	01-02: SA 3-1	15-16: SA 4-0
88-89: DAL 5-1	02-03: Tied 2-2	16-17: SA 3-1
89-90: DAL 3-2	03-04: DAL 3-1	17-18: SA 3-1
90-91: SA 4-1	04-05: SA 3-1	18-19: SA 4-0
91-92: SA 5-0	05-06: Tied 2-2	TOTALS: SA 112-68
92-93: SA 5-0	06-07: DAL 3-1	
93-94: SA 5-0	07-08: SA 3-1	

SPURS-MAVERICKS SERIES NOTES

OVERALL RECORD: 112-68 HOME: 63-27 ROAD: 49-41 OT: 3-4
CURRENT STREAK: Won 5 HOME: W 4 ROAD: W 2
SPURS BIGGEST WIN: 41, 140-99 on 11/1/91 in San Antonio
SPURS BIGGEST LOSS: 44, 126-82 on 1/27/89 at Dallas
SPURS LAST WIN AT HOME: 105-94 on 4/10/19
SPURS LAST LOSS AT HOME: 105-101 on 1/29/17
SPURS LAST WIN ON THE ROAD: 112-105 on 3/12/19
SPURS LAST LOSS ON THE ROAD: 95-89 on 12/12/17

DID YOU KNOW?

The Spurs franchise was originally located in Dallas ... the Chaparrals as they were called moved to the Alamo City in 1973 after being sold to a group of local investors ... the first game in Mavs history was a 103-92 win over the Spurs on 10/11/80 ... the Spurs set an NBA record by shooting 70.7% (53-75) from the field in a 132-120 win over the Mavericks on 4/16/83 ... Tim Duncan set a career-high with 53 points against the Mavericks on 12/26/01 ... in San Antonio's 133-126 double-overtime victory on 12/9/08, the Spurs set a franchise record by scoring 17 points in the second overtime period, the most points scored by the Silver and Black in an overtime period ... Spurs guard Bryn Forbes put up a career-best 27 points against the Mavericks on 4/17/17 during his rookie year ... Dallas center Boban Marjanovic spent the first 54 games of his NBA career with the Spurs, averaging 5.5 points and 3.6 boards during his rookie season ... last season the Spurs swept the four-game season series against their local foe for only the eighth time in the two teams 39-year history ... Tim Hardaway Jr. played a brief stint with the Austin Spurs for the 2015-16 season ... Dallas guard Ryan Brookhoff played with Spurs Patti Mills on the Australian National Team.

2018-19 SEASON SERIES (4-0) SAN ANTONIO SPURS VS. DALLAS

PLAYER	G-GS	MIN	FG-FGA	PCT	3FG-FGA	PCT	FT-FTA	PCT	OFF DEF TOT	AST	PF-DO	STL	TO	BLK	PTS	AVG	HI
DEROZAN	4-4	155	36-68	.529	0-2	.000	28-29	.966	2 17 19	28	12-0 11	9	0	100	25.0	34	
ALDRIDGE	4-4	137	36-68	.529	0-2	.000	18-19	.947	14 19 33	9	11-0 4	11	5	90	22.5	34	
D. WHITE	3-3	85	18-28	.643	5-9	.556	2-4	.500	1 11 12	12	12-0 6	2	0	43	14.3	23	
GAY	3-2	91	14-34	.412	2-4	.500	6-8	.750	3 22 25	8	4-0 6	11	1	36	12.0	15	
FORBES	4-4	115	16-34	.471	7-18	.389	1-1	1.000	1 12 13	8	7-0 3	2	0	40	10.0	12	
BELINELLI	4-0	89	12-36	.333	6-22	.273	6-6	1.000	0 10 10	5	6-0 3	3	0	36	9.0	17	
BERTANS	4-0	80	12-24	.500	11-19	.579	0-0	---	1 13 13	1	1-0 0	1	2	35	8.8	12	
MILLS	4-0	99	11-32	.344	7-19	.368	2-2	1.000	1 8 9	14	8-0 3	4	0	78	14.4	14	
POELIT	3-2	68	7-8	.875	0-0	---	0-0	---	9 8 16	9	9-0 4	0	3	14	4.7	6	
CUNNINGHAM	1-1	26	2-4	.500	0-1	.000	0-0	---	0 4 4	1	1-0 1	0	0	4	4.0	4	
MOTIEJUNAS	1-0	3	1-1	1.000	0-0	---	0-0	---	1 0 1	0	1-0 0	2	0	2	2.0	2	
GASOL	2-0	20	1-3	.333	0-0	---	0-0	---	0 6 6	5	2-0 1	2	2	2	1.0	2	
PONDEXTER	3-0	8	1-1	1.000	0-0	---	0-0	---	0 3 3	0	1-0 1	0	0	2	0.7	2	
EUBANKS	2-0	6	0-2	.000	0-0	---	0-0	---	0 3 3	1	2-0 0	1	0	0	0.0	0	
WALKER	1-0	4	0-1	.000	0-0	---	0-0	---	0 1 1	0	0-0 0	0	0	0	0.0	0	
SPURS	4	985	167-344	.485	38-96	.396	63-69	.913	31 137 168	101	77-0	43	49	13	435	108.8	113
MAVERICKS	4	985	155-350	.443	50-152	.329	48-71	.676	37 134 171	86	70-0	21	58	12	408	102.0	108

2018-19 SEASON SERIES (0-4) DALLAS MAVERICKS VS. SAN ANTONIO

PLAYER	G-GS	MIN	FG-FGA	PCT	3FG-FGA	PCT	FT-FTA	PCT	OFF DEF TOT	AST	PF-DO	STL	TO	BLK	PTS	AVG	HI
DONCIC	3-3	109	26-57	.456	8-22	.364	8-17	.471	5 17 22	19	5-0 2	17	3	68	22.7	31	
SMITH	1-1	38	9-18	.500	1-6	.167	3-4	.750	0 1 1	4	3-0 1	4	0	22	22.0	22	
BARNES	2-2	69	12-32	.375	3-13	.231	2-4	.500	1 13 14	4	3-0 1	3	0	29	14.5	18	
BRUNSON	4-2	101	22-40	.550	4-14	.286	9-11	.818	0 9 9	18	3-0 1	8	0	57	14.3	34	
LEE (TOT)	1-0	20	6-9	.667	2-4	.500	0-0	---	0 3 3	2	1-0 1	1	0	14	14.0	14	
LEE (DAL)	1-0	20	6-9	.667	2-4	.500	0-0	---	0 3 3	2	1-0 1	1	0	14	14.0	14	
NOWITZKI	3-2	61	13-31	.419	6-13	.462	2-3	.667	0 17 17	2	2-0 1	0	0	34	11.3	20	
MATTHEWS	2-2	72	8-22	.364	3-11	.273	2-2	1.000	1 4 5	6	4-0 0	5	0	21	10.5	13	
HARDWAY (TOT)1-0	22	4-13	.308	2-6	.333	0-0	---	---	0 4 4	0	2-0 0	0	0	10	10.0	10	
HARDWAY (DAL)1-0	22	4-13	.308	2-6	.333	0-0	---	---	0 4 4	0	2-0 0	0	0	10	10.0	10	
POWELL	4-2	105	9-24	.375	2-9	.222	16-18	.889	9 14 23	5	12-0 1	0	0	36	9.0	20	
HARRIS	2-2	71	10-21	.476	4-11	.364	2-2	1.000	0 4 4	6	7-0 0	2	2	26	8.7	12	
JORDAN	2-2	71	7-10	.700	0-0	---	2-6	.500	0 23 28	3	4-0 2	6	3	17	8.5	9	
FINNEY-SMITH4-1	95	13-30	.433	7-16	.438	0-0	---	---	8 9 17	6	5-0 1	2	0	33	8.3	12	
BAREA	1-0	15	3-8	.375	1-2	.500	0-0	---	1 3 4	0	2-0 1	2	0	7	7.0	7	
BURKE (TOT)	1-0	13	2-7	.286	2-5	.400	0-0	---	0 1 1	3	0-0 1	0	0	6	6.0	6	
BURKE (DAL)	1-0	13	2-7	.286	2-5	.400	0-0	---	0 1 1	3	0-0 1	0	0	6	6.0	6	
JACKSON (TOT)4-1	57	6-14	.429	2-5	.400	0-0	---	---	2 5 7	2	7-0 0	1	0	14	3.5	14	
JACKSON (DAL)2-1	30	6-10	.600	2-4	.500	0-0	---	---	2 0 2	2	3-0 0	1	0	14	7.0	14	
BROEKHOFF	1-0	14	1-3	.333	1-3	.333	0-0	---	0 0 0	0	3-0 1	0	0	3	3.0	3	
KLEBER	3-1	78	3-10	.300	2-9	.222	1-4	.250	5 5 10	5	9-0 5	5	2	9	3.0	7	
	2-0	17	1-5	.200	0-4	.000	0-0	---	0 7 7	0	7-0 0	0	0	3	3.0	7	
MAVERICKS	4	985	155-350	.443	50-152	.329	48-71	.676	37 134 171	86	70-0	21	58	12	408	102.0	108
SPURS	4	985	167-344	.485	38-96	.396	63-69	.913	31 137 168	101	77-0	43	49	13	435	108.8	113

DENVER NUGGETS



Michael Malone

1000 Chopper Place • Denver, CO 80204
(303) 405-1100 • www.nuggets.com

Owner E. Stanley Kroenke
President & Governor Josh Kroenke
President of Basketball Operations Tim Connelly
General Manager Arturas Karnisovas
Assistant General Manager Calvin Booth
Head Coach Michael Malone
Assistant Coaches Wes Unseld Jr., David Adelman, Jordi Fernandez,
Ryan Bowen, Charles Klask, John Beckett
Head Athletic Trainer Dan Shimensky
Head Strength and Conditioning Coach Felipe Eichenberger
Media Relations Nick O'Hayre, Cody Wise, Steven Blevins
Home Court Pepsi Center (19,520, built in 1999)
Radio Altitude Radio Network (92.5 FM): Jason Kosmicki
Television Altitude Sports & Entertainment: Chris Marlowe, Scott Hastings
..... Chris Dempsey, Vic Lombardi, Katy Winge



2019-20 SCHEDULE VS. NUGGETS

2/10	Monday	7:00 p.m.	at Denver
3/13	Friday	7:30 p.m.	in San Antonio
3/27	Friday	7:00 p.m.	at Denver

2018-19 RESULTS VS. NUGGETS

12/26	W, 111-103	in San Antonio
12/28	L, 102-99	at Denver
3/4	W, 104-103	in San Antonio
4/3	L, 113-85	at Denver

ALL-TIME RESULTS

76-77: SA 2-1	91-92: SA 4-1	06-07: SA 2-1
77-78: DEN 2-1	92-93: SA 4-1	07-08: Tied 2-2
78-79: DEN 3-1	93-94: SA 4-2	08-09: DEN 2-1
79-80: Tied 1-1	94-95: SA 4-1	09-10: Tied 2-2
80-81: SA 4-2	95-96: SA 4-0	10-11: SA 3-1
81-82: SA 4-2	96-97: Tied 2-2	11-12: SA 2-1
82-83: SA 4-2	97-98: SA 4-0	12-13: Tied 2-2
83-84: Tied 3-3	98-99: SA 4-0	13-14: SA 3-0
84-85: Tied 3-3	99-00: SA 3-1	14-15: SA 4-0
85-86: Tied 3-3	00-01: Tied 2-2	15-16: SA 3-1
86-87: DEN 5-1	01-02: SA 4-0	16-17: SA 3-0
87-88: DEN 5-1	02-03: SA 4-1	17-18: Tied 2-2
88-89: Tied 3-3	03-04: SA 3-1	18-19: Tied 2-2
89-90: SA 3-1	04-05: Tied 2-2	TOTALS: SA 118-69
90-91: SA 4-1	05-06: Tied 2-2	

SPURS-NUGGETS SERIES NOTES

OVERALL RECORD: 118-69 **HOME:** 75-19 **ROAD:** 43-50 **OT:** 3-2
CURRENT STREAK: Lost 1 **HOME W 13** **ROAD: L 4**
SPURS BIGGEST WIN: 35 (twice) last 109-74 on 12/21/01 in San Antonio
SPURS BIGGEST LOSS: 30, 134-104 on 10/31/86 at Denver
SPURS LAST WIN AT HOME: 104-103 on 3/4/19
SPURS LAST LOSS AT HOME: 99-94 on 3/04/12
SPURS LAST WIN ON THE ROAD: 127-99 on 1/5/17
SPURS LAST LOSS ON THE ROAD: 113-85 on 4/3/19

DID YOU KNOW?

Spurs assistant coach Chip Engelland spent two seasons (2003-05) with the Nuggets, serving as an assistant coach/player development ... San Antonio held the Nuggets to an NBA record-low 3 points in the first quarter on 11/27/02 ... Tim Duncan holds two Pepsi Center opponent records: Duncan had 8 steals on 2/9/00 and blocked 8 shots on 10/29/03 ... Spurs Hall of Famer George Gervin scored 53 points vs. Denver on 1/8/80, the most ever by a Spurs player in the HemisFair Arena ... Denver guard Will Barton and San Antonio forward LaMarcus Aldridge were teammates with the Portland Trail Blazers for three seasons from 2012-15 ... Spurs guard Dejounte Murray posted a career-best 24 points against the Nuggets on 1/19/17 ... Denver knocked San Antonio out of the 2019 Playoffs with a 90-86 win in Game 7 to advance to the Western Conference Semifinals, where they eventually fell to Portland in another seven-game series.

2018-19 SEASON SERIES (2-2) SAN ANTONIO SPURS VS. DENVER

PLAYER	G-GS	MIN	FG-FGA	PCT	3FG-FGA	PCT	FT-FTA	PCT	OFF	DEF	TOT	AST	PF	DO	STL	TO	BLK	PTS	AVG	HI
ALDRIDGE	4-4	131	39-70	.557	1-5	.200	10-12	.833	7	19	26	8	7-0	4	5	3	89	22.3	27	
DEROZAN	4-4	137	30-55	.545	1-2	.500	19-28	.679	2	17	19	20	9-0	7	10	4	80	20.0	30	
WALKER	1-0	106	6-11	.545	3-5	.600	1-2	.500	0	2	2	0	0-0	0	0	0	16	16.0	16	
FORBES	4-4	109	17-32	.531	7-16	.438	1-2	.500	0	12	12	8	5-0	4	6	0	42	10.5	15	
GAY	4-2	97	14-45	.311	1-15	.067	8-13	.615	5	22	27	12	9-0	3	4	2	37	9.3	14	
D. WHITE	4-4	109	12-36	.333	3-16	.188	6-8	.750	7	6	13	17	7-0	9	2	5	33	8.3	11	
BELINELLI	4-0	80	10-27	.370	7-21	.333	2-3	.667	0	11	11	8	4-0	2	4	0	29	7.3	12	
BERTANS	4-0	88	9-21	.429	4-13	.308	3-3	1.000	1	16	17	5	8-0	3	2	1	25	6.3	11	
POEHLT	4-2	72	10-19	.526	0-0	---	2-6	.333	12	14	26	6	8-0	2	1	3	22	5.5	7	
MILLS	4-0	75	6-23	.261	4-17	.235	4-5	.800	1	8	9	7	5-0	1	3	0	20	5.0	8	
PONDEXTER1-0	12	0	0-1	.000	0-0	---	2-2	1.000	0	0	0	0	1-0	0	2	0	2	0	2	
CUNNINGHAM2-0	17	1	0-3	.333	0-1	.000	0-0	---	1	0	1	1	0-0	1	0	0	2	1.0	2	
EUBANKS	2-0	16	0-2	.000	0-0	---	2-2	1.000	0	6	6	2	0-0	1	1	1	2	1.0	2	
METU	1-0	1	0-0	---	0-0	---	0-0	---	0	0	0	0	0-0	0	0	0	0	0	0	
SPURS	4	960	154-345	.446	31-111	.279	60-86	.698	36	133	169	94	63-0	37	40	21	399	99.8	111	
NUGGETS	4	960	162-352	.454	57-142	.401	40-56	.714	43	146	189	126	74-2	26	61	13	421	105.3	113	

2018-19 SEASON SERIES (2-2) DENVER NUGGETS VS. SAN ANTONIO

PLAYER	G-GS	MIN	FG-FGA	PCT	3FG-FGA	PCT	FT-FTA	PCT	OFF	DEF	TOT	AST	PF	DO	STL	TO	BLK	PTS	AVG	HI
MURRAY	4-4	126	31-79	.392	12-29	.414	5-7	.714	7	12	19	24	7-0	4	13	1	79	19.8	31	
BEASLEY	4-0	103	28-55	.509	11-29	.379	10-11	.909	1	13	14	9	4-0	3	2	0	77	19.3	22	
JOJIC	4-4	135	30-43	.698	4-8	.500	3-5	.600	6	28	34	34	12-1	2	19	0	67	16.8	22	
BARTON	2-2	56	9-19	.474	5-12	.417	0-0	---	0	7	7	3	2-0	0	2	1	23	11.5	12	
MORRIS	4-0	95	17-43	.395	7-13	.538	4-4	1.000	3	6	9	15	7-0	7	6	0	45	11.3	19	
HERNANGOMEZ2-2	73	10-19	.526	6-11	.545	7-8	.875	2	15	17	4	1-0	1	1	0	33	11.0	27		
G. HARRIS	2-2	57	8-19	.421	3-7	.429	0-0	---	0	6	6	3	1-0	0	1	0	19	9.5	11	
THOMAS	1-0	16	3-11	.273	1-5	.200	0-0	---	1	1	2	2	0-0	1	1	0	7	7.0	7	
CRAIG	4-2	100	9-19	.474	5-13	.385	2-4	.500	5	18	23	5	13-1	1	3	6	25	6.3	10	
MILLUMLEE	4-2	94	8-15	.533	0-1	.000	3-9	.333	13	15	28	13	11-0	3	6	3	19	4.8	9	
LYLES	3-0	35	5-20	.250	1-8	.125	3-4	.750	4	7	11	4	6-0	2	4	0	14	4.7	7	
PILLSBAP	2-2	51	3-12	.250	1-5	.200	1-2	.500	1	15	16	5	6-0	2	0	0	8	4.0	5	
GOODWIN	2-0	9	1-2	.500	1-1	1.000	2-2	1.000	0	0	0	3	3-0	0	0	0	5	2.5	5	
LYDON	1-0	2	0-0	---	0-0	---	0-0	---	0	2	2	1	1-0	0	0	0	0	0	0	
VANDERBILT	1-0	5	0-1	.000	0-0	---	0-0	---	0	1	1	1	0-0	0	0	0	0	0	0	
WELSH	1-0	3	0-0	---	0-0	---	0-0	---	0	1	1	0	0-0	0	0	0	0	0	0	
NUGGETS	4	960	162-357	.454	57-142	.401	40-56	.714	43	146	189	126	74-2	26	61	13	421	105.3	113	
SPURS	4	960	154-345	.446	31-111	.279	60-86	.698	36	133	169	94	63-0	37	40	21	399	99.8	111	

6201 Second Avenue • Detroit, MI 48202
(248) 377-0100 • www.pistons.com



Owner Tom Gores
Vice Chairman Arn Tellem
Senior Advisor to Tom Gores Ed Stefanski
Associate General Manager Pat Garrity
Assistant General Manager Malik Rose
Head Coach Dwane Casey
Assistant Coaches Sidney Lowe, Sean Sweeney, Micah Nori
Assistant Coach/Director of Player Development Tim Grunich
Medical Director Bernard Condevaux
Athletic Trainer Jim Scholler
Public Relations Kevin Grigg, Cletus Lewis, Josh Schur
Home Court Little Caesars Arena (20,332, built in 2017)
Radio WXYT (97.1 FM): Mark Champion, Rick Mahorn, George Blaha
Television Fox Sports Detroit: George Blaha, Greg Kelse



Dwane Casey

2019-20 SCHEDULE VS. PISTONS

12/1 Sunday 5:00 p.m. at Detroit
12/28 Saturday 7:30 p.m. in San Antonio

2018-19 RESULTS VS. PISTONS

1/7 W, 119-107 at Detroit
2/27 W, 105-93 in San Antonio

ALL-TIME RESULTS

76-77:	SA 2-1	98-99:	SA 1-0
77-78:	SA 2-1	99-00:	Tied 1-1
78-79:	SA 3-1	00-01:	SA 2-0
79-80:	SA 4-2	01-02:	SA 2-0
80-81:	SA 2-0	02-03:	SA 2-0
81-82:	SA 2-0	03-04:	Tied 1-1
82-83:	Tied 1-1	04-05:	Tied 1-1
83-84:	Tied 1-1	05-06:	DET 2-0
84-85:	Tied 1-1	06-07:	SA 2-0
85-86:	Tied 1-1	07-08:	DET 2-0
86-87:	Tied 1-1	08-09:	Tied 1-1
87-88:	Tied 1-1	09-10:	Tied 1-1
88-89:	DET 2-0	10-11:	SA 2-0
89-90:	Tied 1-1	11-12:	SA 1-0
90-91:	SA 2-0	12-13:	Tied 1-1
91-92:	Tied 1-1	13-14:	Tied 1-1
92-93:	SA 2-0	14-15:	Tied 1-1
93-94:	Tied 1-1	15-16:	SA 2-0
94-95:	SA 2-0	16-17:	SA 2-0
95-96:	DET 2-0	17-18:	Tied 1-1
96-97:	DET 2-0	18-19:	SA 2-0
97-98:	Tied 1-1	TOTALS:	SA 58-34

SPURS-PISTONS SERIES NOTES

OVERALL RECORD: 58-34 **HOME:** 33-13 **ROAD:** 25-21 **OT:** 1-2
CURRENT STREAK: Won 2, **HOME:** W 4 **ROAD:** W 1
SPURS BIGGEST WIN: 39, 114-75 on 03/03/13 at San Antonio
SPURS BIGGEST LOSS: 32, 143-111 on 11/27/87 at Detroit
SPURS LAST WIN AT HOME: 105-93 on 2/27/19
SPURS LAST LOSS AT HOME: 105-104 on 1/6/15
SPURS LAST WIN ON THE ROAD: 119-107 on 1/7/19
SPURS LAST LOSS ON THE ROAD: 93-79 on 12/30/17

DID YOU KNOW?

San Antonio captured its third NBA Championship with a win over Detroit in 2005 in a thrilling seven-game series ... David Robinson became just the fourth player in NBA history to record a quadruple-double on 2/17/94 vs. Detroit when he scored 34 points, grabbed 10 rebounds, blocked 10 shots and handed out 10 assists ... The Spurs held the Pistons to 64 points on .259 (21-81) shooting on 2/21/99, a Spurs franchise record for lowest field goal percentage by an opponent ... Spurs guard DeMar DeRozan (2011-18), forward Rudy Gay (2013) and center Jakob Poeltl (2016-18) played under Pistons Head Coach Dwane Casey (2011-18) in Toronto ... Pistons Associate General Manager Malik Rose played eight seasons in San Antonio from 1997-2005, winning a pair of NBA titles with the Spurs in 1999 and 2003 ... Spurs 2018 first round draft pick Lonnie Walker (No.18 overall) played with Pistons No. 42 draft pick Bruce Brown at the University of Miami, FL.

2018-19 SEASON SERIES (2-0) SAN ANTONIO SPURS VS. DETROIT

PLAYER	G-GS	MIN	FG-FGA	PCT	3FG-FGA	PCT	FT-FTA	PCT	OFF DEF TOT	AST	PF-DO	STL	TO	BLK	PTS	AVG	HI
ALDRIDGE	2-2	67	20-34	.588	0-0	---	9-10	.900	3 8 11	5	6-0	0 4	3	46	24.5	25	
DEROZAN	2-2	71	19-34	.559	0-0	---	5-8	.625	2 18 20	17	5-0	4 4	2	43	21.5	26	
D. WHITE	2-2	64	11-19	.579	1-3	.333	9-9	1.000	3 8 11	6	1-0	1 1	2	32	16.0	17	
BELINELLI	2-0	56	10-16	.625	4-7	.571	2-2	1.000	0 6 6	1	2-0	1 2	0	26	13.0	17	
MILLS	2-0	45	8-17	.471	5-10	.500	3-3	1.000	1 6 7	3	2-0	1 4	0	24	12.0	13	
FORBES	2-2	41	7-14	.500	5-9	.556	2-2	1.000	0 4 4	0	1-0	1 0	0	21	10.5	15	
POELTL	2-2	61	7-10	.700	0-0	---	4-11	.364	6 14 20	3	5-0	2 2	4	18	9.0	11	
GAY	1-0	21	0-5	.000	0-2	.000	4-4	1.000	0 4 4	7	1-0	0 1	0	4	4.0	4	
BERTANS	2-0	40	2-7	.286	1-5	.200	0-0	---	1 6 7	5	3-0	0 1	0	5	2.5	5	
GASOL	1-0	9	1-2	.500	0-0	---	0-0	---	0 2 2	1	0-0	0 0	1	2	2.0	2	
CUNNINGHAM	1-0	5	0-2	.000	0-1	.000	0-0	---	0 1 1	0	0-0	0 0	0	0	0.0	0	
SPURS	2	480	85-160	.531	16-37	.432	38-49	.776	16 77 93	48	26-0	8 21	12	224	112.0	119	
PISTONS	2	480	78-185	.422	24-70	.343	20-24	.833	17 61 78	41	36-0	11 19	5	200	100.0	107	

2018-19 SEASON SERIES (0-2) DETROIT PISTONS VS. SAN ANTONIO

PLAYER	G-GS	MIN	FG-FGA	PCT	3FG-FGA	PCT	FT-FTA	PCT	OFF DEF TOT	AST	PF-DO	STL	TO	BLK	PTS	AVG	HI
GRIFFIN	2-2	72	19-39	.487	5-12	.417	8-8	1.000	1 8 9	15	3-0	0 4	0	51	25.5	34	
JACKSON	2-2	53	14-28	.500	6-16	.375	2-2	1.000	0 2 2	1	6-0	2 1	0	36	18.0	22	
ELLINGTON (TOT)	2-2	61	11-23	.478	9-16	.563	0-0	---	0 6 6	2	3-0	2 2	0	31	15.5	20	
ELLINGTON (DET)	1-1	24	4-10	.400	3-6	.500	0-0	---	0 2 2	1	2-0	0 0	0	11	11.0	11	
DRUMMOND	2-2	74	14-28	.500	0-1	.000	1-3	.333	8 23 31	3	7-0	7 5	2	29	14.5	19	
BULLOCK	1-1	36	5-16	.313	3-12	.250	0-0	---	0 4 4	2	0-0	0 1	0	13	13.0	13	
LEVER	1-0	11	3-5	.600	0-0	---	4-4	1.000	1 1 2	0	2-0	1 0	0	10	10.0	10	
KENNARD	2-0	47	7-19	.368	2-10	.200	2-3	.667	0 4 4	5	2-0	1 1	0	18	9.0	10	
SMITH	1-0	19	3-8	.375	1-1	1.000	2-2	1.000	0 3 3	1	2-0	0 0	0	9	9.0	9	
GALLOWAY	1-0	26	4-8	.500	3-5	.600	0-0	---	1 0 1	1	2-1	0 0	1	0	11	5.5	11
BROWN	2-2	53	4-9	.444	0-1	.000	0-0	---	2 3 5	5	5-0	0 2	0	0	8	4.0	4
CALDERON	1-0	23	1-2	.500	1-2	.500	0-0	---	1 3 4	3	2-0	0 0	0	0	3	3.0	3
MAKER (TOT)	2-0	32	2-11	.182	1-4	.250	0-0	---	1 6 7	1	3-0	1 0	1	1	5	2.5	5
MAKER (DET)	1-0	15	0-5	.000	0-0	---	0-0	---	0 3 3	0	1-0	0 0	1	0	0	0.0	0
MYKHAILIUK (TOT)	4-0	41	3-13	.231	3-11	.273	1-2	.500	3 3 1	1	4	3	4	0	10	2.56	10
PACHULIA	1-0	9	0-3	.000	0-0	---	1-2	.500	2 3 5	1	1-0	0 0	1	1	1.0	1	
JOHNSON	1-0	11	0-4	.000	0-3	.000	0-0	---	0 2 2	2	1-0	0 0	1	0	0.0	0	
ROBINSON	1-0	7	0-1	.000	0-1	.000	0-0	---	1 0 1	0	1-0	0 0	0	0	0.0	0	
PISTONS	2	480	78-185	.422	24-70	.343	20-24	.833	17 61 78	41	36-0	11 19	5	200	100.0	107	
SPURS	2	480	85-160	.531	16-37	.432	38-49	.776	16 77 93	48	26-0	8 21	12	224	112.0	119	

GOLDEN STATE WARRIORS



Steve Kerr

1 Warriors Way • San Francisco, CA 94158
(415) 388-0100 • www.warriors.com

Co-Executive Chairman & CEO Joe Lacob
Co-Executive Chairman Peter Guber
President & Chief Operating Officer Rick Welts
President of Basketball Operations/General Manager Bob Myers
Executive Vice President, Basketball Operations Kirk Lacob
Assistant General Manager Mike Dunleavy Jr.
Head Coach Steve Kerr
Assistant Coaches Mike Brown, Jarron Collins, Bruce Fraser, Ron Adams
Assistant Coach/Director of Player Development Chris DeMarco
Director of Sports Medicine & Performance Dr. Rick Celiberti
Head Athletic Trainer Drew Yoder
Communications Raymond Ridder, Brett Winkler, Michael Ravina, Darryl Arata
Home Court Chase Center (18,064)
Radio KGMZ-FM (95.7 The Game) Tim Royce, Jim Barnett
Television NBC Sports Bay Area: Bob Fitzgerald, Kelenna Azubuike, Kerith Burke



2019-20 SCHEDULE VS. WARRIORS

11/1	Friday	7:30 p.m.	at Golden State
12/31	Tuesday	6:00 p.m.	in San Antonio
3/29	Sunday	5:30 p.m.	at Golden State
4/3	Friday	7:30 p.m.	in San Antonio

2018-19 RESULTS VS. WARRIORS

11/18	W, 104-92	in San Antonio
2/6	L, 141-102	at Golden State
3/18	W, 111-105	in San Antonio

ALL-TIME RESULTS

76-77: Tied 2-2	92-93: GS 3-1	08-09: SA 4-0
77-78: GS 3-1	93-94: Tied 2-2	09-10: SA 3-0
78-79: SA 2-1	94-95: SA 3-1	10-11: SA 4-0
79-80: SA 3-0	95-96: SA 3-1	11-12: SA 3-0
80-81: SA 4-1	96-97: GS 4-0	12-13: Tied 2-2
81-82: GS 3-2	97-98: SA 3-1	13-14: SA 4-0
82-83: SA 4-1	98-99: SA 3-0	14-15: SA 2-1
83-84: GS 3-2	99-00: SA 4-0	15-16: GS 3-1
84-85: SA 4-1	00-01: SA 4-0	16-17: SA 2-1
85-86: SA 3-2	01-02: SA 4-0	17-18: GS 3-1
86-87: GS 4-1	02-03: SA 3-1	18-19: SA 2-1
87-88: GS 3-2	03-04: Tied 2-2	TOTALS: SA 109-61
88-89: GS 3-1	04-05: SA 3-0	
89-90: SA 3-1	05-06: SA 4-0	
90-91: Tied 2-2	06-07: SA 3-1	
91-92: Tied 2-2	07-08: GS 2-1	

SPURS-WARRIORS SERIES NOTES

OVERALL RECORD: 109-61 **HOME:** 65-20 **ROAD:** 45-40 **OT:** 8-5
CURRENT STREAK: Won 1 **HOME:** W 3 **ROAD:** L 3
SPURS BIGGEST WIN: 45, 139-94 on 1/8/85 in San Antonio
SPURS BIGGEST LOSS: 39, 141-102 on 2/6/19
SPURS LAST WIN AT HOME: 111-105 on 3/18/19
SPURS LAST LOSS AT HOME: 112-92 on 11/2/17
SPURS LAST WIN ON THE ROAD: 129-100 on 10/25/16
SPURS LAST LOSS ON THE ROAD: 141-102 on 2/6/19

DID YOU KNOW?

San Antonio won 33 consecutive home games against the Warriors from the start of the 1997-98 season up until 4/10/16 when they dropped a 92-86 decision to Golden State for their only home loss on the 2015-16 season ... San Antonio head coach Gregg Popovich served as an assistant for the Warriors under Don Nelson's staff from 1992-93 through the 1994-95 season ... Warriors head coach Steve Kerr had two playing stints with the Silver and Black ... Kerr appeared in 131 games averaging 3.5 points from 1998-2001 and saw action in 75 games during the 2002-03 season helping lead the Spurs to their second NBA Championship ... Warriors assistant coach Ron Adams was an assistant with the Spurs from 1992-94 ... the Spurs own or have tied three separate opponent records against Golden State ... Terry Cummings had 16 offensive rebounds on 2/28/80 ... Johnny Moore totaled 9 steals in a game in San Antonio on 1/8/85 to tie the record ... George Johnson blocked 13 shots in one game on 2/24/81 ... Spurs guard Marco Belinelli was drafted by Golden State with the 18th overall selection in the 2007 NBA Draft and played two seasons with the Warriors ... the Spurs suffered their biggest loss against the Warriors, falling by 39 points (141-102) at Oakland on 2/6/19, previous record was 37 points (133-96) on 2/15/89 ... Spurs guard Dejounte Murray and Warriors forward Marquese Chriss played their freshman year at the University of Washington before declaring for the 2016 NBA Draft ... Murray was selected No. 29 overall by the Spurs and Chriss was picked No. 8 overall by the Sacramento Kings.

2018-19 SEASON SERIES (2-1) SAN ANTONIO SPURS VS. GOLDEN STATE

PLAYER	G-GS	MIN	FG-FGA	PCT	3FG-FGA	PCT	FT-FTA	PCT	OFF	DEF	TOT	AST	PF	DO	STL	TO	BLK	PTS	AVG	HI
ALDRIDGE	2-2	75	18-28	.643	4-14	.250	10-10	1.000	9	22	31	6	3-0	1	4	4	73	23.5	26	
DEROZAN	2-2	78	17-36	.472	0-0	---	12-15	.800	2	13	15	17	2-0	1	5	0	46	23.0	26	
GAY	3-2	77	19-38	.500	5-8	.625	8-9	.889	1	13	14	7	7-0	1	6	3	51	17.0	19	
MILLS	3-1	62	12-25	.480	8-16	.500	2-2	1.000	0	9	9	10	3-0	3	5	0	34	11.3	16	
BELINELLI	3-1	73	11-30	.367	6-15	.400	2-2	1.000	0	3	3	1	9-0	0	3	0	30	10.0	12	
EUBANKS	1-0	21	3-3	1.000	0-0	---	3-3	1.000	0	1	1	0	3-0	0	2	2	9	9.0	9	
BERTANS	2-1	49	5-14	.357	3-11	.273	4-5	.800	0	5	5	3	2-0	1	3	1	17	8.5	12	
FORBES	3-2	61	8-28	.286	5-13	.385	2-2	1.000	1	6	7	4	4-0	1	4	1	23	7.7	10	
CUNNINGHAM	2-1	58	5-9	.556	2-5	.400	2-2	1.000	1	9	10	2	4-0	0	1	0	14	7.0	11	
D. WHITE	2-1	46	6-17	.353	2-6	.333	0-1	.000	0	3	3	5	3-0	3	1	1	14	7.0	12	
POEHLT	3-2	52	8-12	.667	0-0	---	1-3	.333	10	5	15	6	6-0	3	2	0	17	5.7	7	
PONDEXTER	2-0	23	4-7	.571	0-2	.000	0-0	---	0	1	1	3	2-0	0	1	0	8	4.0	6	
WALKER	1-0	26	0-10	.000	0-2	.000	4-4	1.000	0	0	1	1	0-0	2	3	0	4	4.0	4	
METU	1-0	13	1-3	.333	0-0	---	0-0	---	1	4	5	2	1-0	0	0	0	2	2.0	2	
GASOL	1-0	5	0-1	.000	0-0	---	1-2	.500	0	2	2	1	0-0	0	0	1	1	1.0	1	
SPURS	3	720	117-261	.448	32-82	.390	51-60	.850	25	99	124	68	49-0	16	39	15	317	105.7	111	
WARRIORS	3	720	131-269	.487	34-99	.343	42-54	.778	31	110	141	89	57-0	27	37	15	338	112.7	141	

2018-19 SEASON SERIES (2-1) GOLDEN STATE WARRIORS VS. SAN ANTONIO

PLAYER	G-GS	MIN	FG-FGA	PCT	3FG-FGA	PCT	FT-FTA	PCT	OFF	DEF	TOT	AST	PF	DO	STL	TO	BLK	PTS	AVG	HI
DURANT	3-3	102	26-56	.464	4-16	.250	17-18	.944	1	22	23	18	7-0	4	6	1	47	23.3	26	
CURRY	2-2	66	16-37	.432	9-23	.391	3-4	.750	1	10	12	15	5-0	5	5	2	44	22.0	25	
THOMPSON	3-3	105	27-57	.474	11-25	.440	0-1	.000	1	7	8	13	5-0	4	8	2	65	21.7	26	
COUSINS	1-1	17	3-6	.500	0-2	.000	9-13	.692	1	5	6	3	3-0	1	2	2	15	15.0	15	
GREEN	2-2	60	7-14	.500	3-7	.429	0-2	.000	0	8	8	11	4-0	3	6	3	17	8.5	10	
COOK	3-0	53	11-25	.440	2-11	.182	1-2	.500	1	13	14	7	5-0	3	1	0	25	8.3	16	
JEREBKO	1-1	40	6-8	.750	2-3	.667	2-2	1.000	5	7	12	3	3-0	0	1	0	16	8.0	8	
IGUODALA	2-1	45	6-10	.600	1-4	.250	2-2	1.000	0	7	7	7	1-0	2	0	0	15	7.5	11	
LOONEY	3-1	55	9-16	.563	0-0	---	4-5	.800	10	4	14	4	9-0	1	1	0	22	7.3	10	
BOGUT	1-1	19	3-4	.750	0-0	---	1-1	1.000	0	7	7	1	3-0	1	1	0	7	7.0	7	
DERICKSON	1-0	9	2-4	.500	2-3	.667	0-0	---	2	0	2	1	0-0	0	0	0	6	6.0	5	
JONES	1-0	23	2-5	.400	0-0	---	1-2	.500	1	2	3	1	2-0	0	0	2	5	5.0	5	
MCKINNEY	2-0	33	5-9	.556	0-3	.000	0-0	---	5	6	11	3	5-0	0	2	0	10	5.0	10	
LIVINGSTON	3-0	47	4-7	.571	0-0	---	2-2	1.000	2	3	5	2	1-0	2	1	2	10	3.3	4	
BELL	3-0	27	4-8	.500	0-0	---	0-0	---	0	6	6	0	3-0	1	1	1	8	2.7	6	
EVANS	1-0	0	0-1	.000	0-1	.000	0-0	---	0	0	0	0	0-0	0	0	0	0	0.0	0	
LEE	1-0	18	0-2	.000	0-1	.000	0-0	---	0	3	3	0	1-0	0	0	0	0	0.0	0	
WARRIORS	3	720	131-269	.487	34-99	.343	42-54	.778	31	110	141	89	57-0	27	37	15	338	112.7	141	
SPURS	3	720	117-261	.448	32-82	.390	51-60	.850	25	99	124	68	49-0	16	39	15	317	105.7	111	

Toyota Center • 1510 Polk Street • Houston, TX 77002
(713) 758-7200 • www.rockets.com



Owner Tilman J. Fertitta
Chief Executive Officer Tad Brown
General Manager Daryl Morey
Head Coach Mike D'Antoni
Assistant Coaches Elston Turner, Brett Gunning, Matt Brase
Senior Vice President of Basketball Operations Keith Jones
Head Athletic Trainer Jason Biles
Media & Player Relations Tracey Hughes, Sean McCloskey, Tomorrow Huff
Home Court Toyota Center (18,055 built in 2003)
Radio SportsTalk 790 (KBME 790 AM) and NewsRadio 740 (KTRH 740 AM)
..... Craig Ackerman, Matt Thomas
Spanish Radio La Ranchera (KEYH 850 AM, KNTE 101.7 FM); Adrian Chavarria
Television AT&T SportsNet: Bill Worrell, Clyde Drexler, Matt Bullard,
..... Craig Ackerman



Mike D'Antoni

2019-20 SCHEDULE VS. ROCKETS

12/3	Tuesday	7:30 p.m.	in San Antonio
12/16	Monday	7:00 p.m.	at Houston
4/8	Wednesday	8:30 p.m.	at Houston
4/12	Sunday	2:30 p.m.	in San Antonio

2018-19 RESULTS VS. ROCKETS

11/10	W, 96-89	in San Antonio
11/30	L, 136-105	in San Antonio
12/22	L, 108-101	at Houston
3/22	L, 111-105	at Houston

ALL-TIME RESULTS

76-77: Tied 2-2	91-92: HOU 3-2	06-07: Tied 2-2
77-78: SA 3-1	92-93: HOU 4-1	07-08: Tied 2-2
78-79: HOU 3-1	93-94: SA 3-2	08-09: Tied 2-2
79-80: Tied 3-3	94-95: SA 5-1	09-10: Tied 2-2
80-81: Tied 3-3	95-96: SA 3-1	10-11: SA 3-1
81-82: Tied 3-3	96-97: HOU 3-1	11-12: Tied 2-2
82-83: SA 5-1	97-98: Tied 2-2	12-13: SA 3-1
83-84: SA 4-2	98-99: SA 3-0	13-14: HOU 4-0
84-85: HOU 4-2	99-00: SA 4-0	14-15: SA 3-1
85-86: HOU 5-1	00-01: SA 3-1	15-16: SA 3-1
86-87: HOU 5-1	01-02: SA 4-0	16-17: SA 3-1
87-88: SA 4-2	02-03: SA 3-1	17-18: HOU 3-1
88-89: HOU 6-0	03-04: SA 4-0	18-19: HOU 3-1
89-90: Tied 2-2	04-05: Tied 2-2	TOTALS: SA 108-89
90-91: SA 3-2	05-06: SA 4-0	

SPURS-ROCKETS SERIES NOTES

OVERALL RECORD: 108-89 **HOME:** 67-31 **ROAD:** 41-58 **OT:** 6-4
CURRENT STREAK: Lost 3 **HOME:** L 1 **ROAD:** L 4
SPURS BIGGEST WIN: 38, 128-90 on 1/15/82 in San Antonio
SPURS BIGGEST LOSS: 34, 138-104 on 1/20/84 at Houston
SPURS LAST WIN AT HOME: 96-89 on 11/10/18
SPURS LAST LOSS AT HOME: 136-105 on 11/30/18
SPURS LAST WIN ON THE ROAD: 102-100 on 12/20/16
SPURS LAST LOSS ON THE ROAD: 111-105 on 3/22/19

DID YOU KNOW?

On 10/29/76 Rockets Head Coach Mike D'Antoni played the final game of his NBA career with San Antonio ... the Spurs have played their most NBA games against the Rockets (197) ... the Spurs hold the record for highest Rockets opponent field goal percentage by going 48-71 (.676) from the field on 4/7/85 ... the most offensive rebounds in Houston team history was reached vs. San Antonio on 4/13/84 when they grabbed 35 ... the Spurs recorded a franchise-best 75 rebounds versus the Rockets in a 112-110 double overtime loss on 01/04/92 ... Rockets forward PJ Tucker and Spurs forward LaMarcus Aldridge played together at Texas from 2004 until 2006 ... Spurs forward LaMarcus Aldridge pulled down a career-high 25 rebounds against Houston on 12/12/13 and went on to score 47 points in a playoff game against the Rockets that same season, marking another career-best performance ... Rockets James Harden scored the most points in a game (61), first half (37) and first quarter (27) against the Spurs in franchise history in Houston's 111-105 win on 3/22/19 ... Harden also hit the most opponent 3FG made with nine ... Spurs Marco Bellinelli and Rockets Eric Gordon played the 2011-2012 season together in New Orleans.

2018-19 SEASON SERIES (1-3) SAN ANTONIO SPURS VS. HOUSTON

PLAYER	G-GS	MIN	FG-FGA	PCT	3FG-FGA	PCT	FT-FTA	PCT	OFF DEF TOT	AST	PF-DQ	STL	TO	BLK	PTS	AVG	HI
ALDRIDGE	4-4	131	31-68	.456	0-0	---	13-14	.929	10 16 26	5	9-0	0	3	9	75	18.8	27
DEROZAN	4-4	136	29-68	.426	0-3	.000	17-21	.810	4 24 28	24	11-0	4	11	2	75	18.8	28
FORBES	4-4	115	22-39	.564	10-16	.625	1-2	.500	1 14 15	5	9-0	0	5	0	55	13.8	20
D. WHITE	4-3	123	16-35	.457	4-11	.364	12-13	.923	4 18 22	25	7-0	5	8	3	48	12.0	18
GAY	3-3	81	11-21	.524	3-7	.429	4-6	.667	1 24 25	6	9-0	1	4	0	29	9.7	13
BELINELLI	4-0	75	12-29	.414	5-15	.333	3-3	1.000	1 8 9	4	6-0	1	3	1	32	8.0	11
BERTANS	4-0	88	10-27	.370	8-24	.333	0-0	---	0 12 12	7	8-0	0	1	4	28	7.0	11
MILLS	4-0	86	9-23	.391	6-16	.375	0-0	---	1 9 10	10	5-0	1	2	1	24	6.0	8
POEHLT	3-0	44	2-11	.181	0-0	---	0-2	.000	5 10 15	2	2-0	1	3	2	18	6.0	8
PONDEXTER	2-0	27	1-4	.250	1-3	.333	8-12	.667	0 3 3	0	5-0	1	1	0	11	5.5	8
WALKER	1-0	7	1-3	.333	0-0	---	2-2	1.000	0 1 1	1	1-0	1	0	1	4	4.0	4
METU	2-0	18	3-7	.429	0-0	---	0-0	---	4 1 5	2	1-0	0	5	1	6	3.0	6
CUNNINGHAM	2-2	28	1-3	.333	0-1	.000	0-0	---	0 7 7	1	5-0	1	2	1	2	1.0	2
SPURS	4	960	155-338	.459	37-96	.385	60-75	.800	31 147 178	92	78-0	16	49	25	407	101.8	105
ROCKETS	4	960	152-369	.412	64-186	.344	76-102	.745	55 149 204	77	83-0	28	33	18	444	111.0	136

2018-19 SEASON SERIES (3-1) HOUSTON ROCKETS VS. SAN ANTONIO

PLAYER	G-GS	MIN	FG-FGA	PCT	3FG-FGA	PCT	FT-FTA	PCT	OFF DEF TOT	AST	PF-DQ	STL	TO	BLK	PTS	AVG	HI
HARDEN	4-4	144	47-115	.409	20-56	.357	34-41	.829	5 19 24	24	14-0	7	10	3	148	37.0	61
GORDON	4-2	131	29-75	.387	17-46	.370	4-5	.800	9 7 16	10	6-0	2	3	1	79	19.8	26
CAPELA	4-4	130	27-44	.614	0-0	---	13-19	.684	26 42 68	8	13-0	1	6	8	67	16.8	27
PAUL	3-3	102	16-41	.390	4-13	.308	9-10	.900	1 11 12	19	7-0	5	3	2	45	15.0	18
GREEN	4-0	73	10-28	.357	9-24	.375	3-4	.750	0 8 8	3	4-0	2	1	1	32	8.0	15
CARTER-WILLIAMS	1-0	9	2-2	1.000	1-1	1.000	2-4	.500	0 0 0	2	2-0	0	0	1	7	7.0	7
SHUMPERT (TOT)3-2	77	7-16	.438	4-11	.364	0-0	---	---	1 9 10	8	6-0	3	1	1	18	6.0	13
SHUMPERT (HOU)1-0	16	1-4	.250	1-4	.250	0-0	---	---	0 1 1	1	1-0	0	0	0	3	3.0	3
CHRIS	1-0	14	2-5	.400	1-3	.333	0-0	---	0 3 3	1	1-0	0	2	0	5	5.0	5
TUCKER	4-4	135	6-15	.400	5-12	.417	2-2	1.000	5 35 40	6	10-0	3	2	2	19	4.8	10
CLARK	3-0	51	5-10	.500	4-8	.500	0-0	---	1 8 9	0	4-0	3	0	0	14	4.7	8
HOUSE	3-1	71	4-12	.333	2-10	.200	3-4	.750	2 11 13	2	7-0	1	1	0	13	4.3	8
HILARIO	4-0	29	1-5	.200	0-0	---	4-9	.444	3 3 6	0	3-0	1	0	0	6	3.0	4
NUNNALLY (TOT)2-0	10	2-4	.500	2-4	.500	0-0	---	---	0 1 1	1	1-0	0	0	0	6	3.0	6
ENNIS	2-2	31	1-6	.167	0-5	.000	1-2	.500	0 0 0	1	8-0	2	1	0	3	1.5	2
HARTENSTEIN	2-0	13	1-3	.333	0-0	---	1-2	.500	6 1 7	1	1-0	1	1	0	3	1.5	3
KNIGHT	1-0	12	0-4	.000	0-4	.000	0-0	---	1 0 1	0	2-0	0	1	0	0	0	0
ROCKETS	4	960	152-369	.412	64-186	.344	76-102	.745	55 149 204	77	83-0	28	33	18	444	111.0	136
SPURS	4	960	155-338	.459	37-96	.385	60-75	.800	31 147 178	92	78-0	16	49	25	407	101.8	105

INDIANA PACERS



Nate McMillan

125 S. Pennsylvania Street • Indianapolis, IN 46204
(317) 917-2500 • www.pacers.com

Chairman, CEO and NBA Governor Herbert Simon
Vice Chairman and Alternate NBA Governor Stephen Simon
Vice Chairman Jim Morris
President, Basketball Operations Kevin Pritchard
President/Chief Operating Officer Rick Fuson
General Manager Chad Buchanan
Assistant General Manager Kelly Krauskopf
Head Coach Nate McMillan
Assistant Coaches Dan Burke, Popeye Jones, Bill Bayno
Athletic Trainer Josh Corbell
Media Relations David Benner, Krissy Myers, Wes Kaminski
Home Court Bankers Life Fieldhouse (17,923, built in 1999)
Radio The Fan (107.5 FM/1070 AM): Mark Boyle, Bob Leonard
Television Pat Boylan, Eddie White
Television ... Fox Sports Indiana: Chris Denari, Quinn Buckner, Jeremiah Johnson



2019-20 SCHEDULE VS. PACERS

3/2 Monday 7:30 p.m. in San Antonio
4/13 Monday 7:00 p.m. at Indiana

2018-19 RESULTS VS. PACERS

10/24 L, 116-96 in San Antonio
11-23 W, 111/100 at Indiana

ALL-TIME RESULTS

76-77:	Tied 2-2	93-94:	SA 2-0	10-11:	SA 2-0
77-78:	SA 3-1	94-95:	IND 2-0	11-12:	SA 1-0
78-79:	IND 3-1	95-96:	Tied 1-1	12-13:	SA 2-0
79-80:	SA 4-2	96-97:	Tied 1-1	13-14:	Tied 1-1
80-81:	IND 2-0	97-98:	SA 2-0	14-15:	SA 2-0
81-82:	IND 2-0	98-99:	DNP	15-16:	Tied 1-1
82-83:	SA 2-0	99-00:	Tied 1-1	16-17:	SA 2-0
83-84:	SA 2-0	00-01:	SA 2-0	17-18:	IND: 2-0
84-85:	Tied 1-1	01-02:	Tied 1-1	18-19:	Tied 1-1
85-86:	Tied 1-1	02-03:	SA 2-0	TOTALS:	SA 54-39
86-87:	IND 2-0	03-04:	Tied 1-1		
87-88:	IND 2-0	04-05:	Tied 1-1		
88-89:	IND 2-0	05-06:	SA 2-0		
89-90:	Tied 1-1	06-07:	Tied 1-1		
90-91:	Tied 1-1	07-08:	SA 2-0		
91-92:	IND 2-0	08-09:	SA 2-0		
92-93:	Tied 1-1	09-10:	SA 2-0		

SPURS-PACERS SERIES NOTES

OVERALL RECORD: 54-39 **HOME:** 30-17 **ROAD:** 24-22 **OT:** 2-2
CURRENT STREAK: Won 1 **HOME:** L 2 **ROAD:** W1
SPURS BIGGEST WIN: 30, 112-82 on 1/20/78 in San Antonio
SPURS BIGGEST LOSS: 33, 130-97 on 11/8/86 at Indiana
SPURS LAST WIN AT HOME: 100-99 on 3/1/17
SPURS LAST LOSS AT HOME: 116-96 on 10/24/18
SPURS LAST WIN ON THE ROAD: 111-100 on 11/23/18
SPURS LAST LOSS ON THE ROAD: 97-94 on 10/29/17

DID YOU KNOW?

Spurs Head Coach Gregg Popovich recorded his 1,000th career win with a 95-93 victory at Indiana on 2/9/15, becoming the ninth head coach in NBA history to reach the milestone ...the Spurs and Pacers first met on 10/13/73 in Indianapolis when both teams played in the ABA ... the Pacers won that game 116-99 ... San Antonio held Indiana to a franchise-low 55 points in a 74-55 win on 3/29/98 ... the Pacers also set a Spurs opponent franchise-low for points in a half with 21 in the second half ... George Gervin holds the record for the most points scored in Market Square Arena by pouring in 55 vs. the Pacers on 1/23/80, leading the Spurs to a 144-130 win ... former Spur Larry Kenon recorded the first NBA opponent triple-double in Pacer history on 10/27/79 ... the Spurs snapped Indiana's three-game win streak with a 111-100 victory on 11/23/18 ... it marked the first time the Pacers won three straight since the 1994-95 and 1995-96 seasons and have not won four straight games over San Antonio since eight straight spanning 1985-1990.

2018-19 SEASON SERIES (1-1) SAN ANTONIO SPURS VS. INDIANA

PLAYER	G-GS	MIN	FG-FGA	PCT	3FG-FGA	PCT	FT-FTA	PCT	OFF	DEF	TOT	AST	PF-DO	STL	TO	BLK	PTS	AVG	HI
ALDRIDGE	2-2	69	19-43	.442	0-3	.000	10-11	.909	11	16	27	5	3-0	0	4	3	48	24.0	33
DEROZAN	2-2	71	15-31	.484	0-1	.000	4-7	.571	0	6	6	10	5-0	0	3	1	34	17.0	18
FORBES	2-2	57	10-20	.500	5-10	.500	3-3	1.000	0	5	5	6	6-0	0	5	0	28	14.0	15
BELINELLI	2-0	47	7-18	.389	4-9	.444	5-6	.833	0	4	4	5	2-0	1	0	1	23	11.5	16
GAY	2-2	53	8-18	.444	3-5	.600	3-4	.750	2	20	22	9	3-0	1	2	0	22	11.0	11
MILLS	2-0	54	6-10	.600	2-4	.500	1-2	.500	2	3	5	2	1-0	2	4	0	15	7.5	15
BERTANS	2-0	32	4-9	.444	2-6	.333	4-4	1.000	1	4	5	1	5-0	1	3	0	14	7.0	7
GASOL	1-0	15	2-7	.286	0-0	---	0-0	---	1	1	2	2	1-0	0	1	1	4	4.0	4
POEHLT	2-1	28	3-5	.600	0-0	---	2-2	1.000	5	4	9	1	2-0	0	5	1	8	4.0	6
CUNNINGHAM	2-1	30	1-3	.333	0-1	.000	2-2	1.000	2	3	5	2	4-0	0	0	0	2	2.0	2
EUBANKS	1-0	3	0-0	---	0-0	---	2-2	1.000	0	0	0	0	0-0	0	0	0	2	2.0	2
METU	2-0	7	1-5	.200	0-1	.000	0-0	---	0	0	0	1	0-0	0	0	0	2	1.0	2
PONDEXTER	2-0	7	1-1	1.000	0-0	---	0-0	---	0	0	0	0	1-0	1	1	0	2	1.0	2
D. WHITE	1-0	7	0-0	---	0-0	---	1-2	.500	0	2	2	0	2-0	0	0	0	1	1.0	1
SPURS	2	480	77-170	.453	16-40	.400	37-45	.822	24	68	92	44	35-0	6	28	7	207	103.5	111
PACERS	2	480	92-186	.495	20-56	.357	12-17	.706	16	69	85	65	44-0	18	22	7	216	108.0	116

2018-19 SEASON SERIES (1-1) INDIANA PACERS VS. SAN ANTONIO

PLAYER	G-GS	MIN	FG-FGA	PCT	3FG-FGA	PCT	FT-FTA	PCT	OFF	DEF	TOT	AST	PF-DO	STL	TO	BLK	PTS	AVG	HI
OLADIPPO	1-1	33	7-12	.583	3-6	.500	4-4	1.000	1	4	5	9	8-0	2	2	0	21	21.0	21
SABONIS	2-1	56	15-21	.714	1-1	1.000	4-7	.571	4	22	26	8	8-0	2	3	1	35	17.5	19
JOSEPH	2-0	56	12-23	.522	6-9	.667	0-0	---	0	10	10	11	2-0	3	1	0	30	15.0	18
BOGDANOVIC	2-2	56	13-22	.591	1-7	.143	1-2	.500	0	5	5	3	5-0	1	2	0	28	14.0	21
T. YOUNG	2-2	62	12-21	.571	1-2	.500	1-2	.500	3	7	10	1	1-0	2	1	0	26	13.0	14
EVANS	2-1	43	8-26	.308	5-12	.417	0-0	---	3	2	5	10	4-0	4	0	1	21	10.5	19
TURNER	1-1	28	5-8	.625	0-0	---	0-0	---	0	6	6	2	3-0	0	2	2	10	10.0	10
HOLIDAY	2-0	24	5-14	.357	0-5	.000	1-1	1.000	0	4	4	2	3-0	1	4	1	11	5.5	11
LEAF	2-0	29	5-12	.417	1-4	.250	0-0	---	2	3	5	2	3-0	0	1	1	11	5.5	11
MCDERMOTT	2-0	27	4-8	.500	1-4	.250	1-1	1.000	0	1	1	3	3-0	0	0	0	10	5.0	10
COLLISON	2-2	47	4-15	.267	1-6	.167	0-0	---	0	1	1	4	0-0	3	3	0	9	4.5	5
O'QUINN	2-0	15	2-3	.667	0-0	---	0-0	---	2	4	6	4	5-0	0	2	1	4	2.0	2
ANIGBOGU	1-0	1	0-1	.000	0-0	---	0-0	---	1	0	1	1	0-0	0	0	0	0	0.0	0
REED	1-0	1	0-0	---	0-0	---	0-0	---	0	0	0	0	0-0	0	0	0	0	0.0	0
SUMNER	1-0	3	0-0	---	0-0	---	0-0	---	0	0	0	0	0-0	0	1	0	0	0.0	0
PACERS	2	480	92-186	.495	20-56	.357	12-17	.706	16	69	85	65	44-0	18	22	7	216	108.0	116
SPURS	2	480	77-170	.453	16-40	.400	37-45	.822	24	68	92	44	35-0	6	28	7	207	103.5	111

LOS ANGELES CLIPPERS

1212 S. Flower St. • Los Angeles, CA 90015
(213) 204-2800 • www.clippers.com



Chairman Steve Ballmer
President, Basketball Operations Lawrence Frank
Head Coach Glenn "Doc" Rivers
General Manager Michael Winger
Assistant General Manager Mark Hughes, Trent Redden
Assistant Coaches Tyrone Lue, Rex Kalamian, Sam Cassell, Brendan O'Connor,
Armond Hill, Casey Hill, John Welch, Jeremy Castlesberry
Director of Medical Services/Head Athletic Trainer Jason Powell
Chief Communications Officer Chris Wallace
Basketball Communications Dennis Rogers, Curtis Jackson, Colette Garcia
Home Court STAPLES Center (19,068, built in 1999)
Radio AM 570, LA Sports; Noah Eagle
Spanish Radio ESPN Deportes (1330 AM); Armando Garcia
Television Prime Ticket; Brian Sieman, Chauncey Billups, Mike Fratello
..... Corey Maggette, Kristina Pink and Jaime Maggio



Doc Rivers

2019-20 SCHEDULE VS. CLIPPERS

10/31	Thursday	7:30 p.m.	at Los Angeles
11/29	Friday	7:30 p.m.	in San Antonio
12/21	Saturday	7:30 p.m.	in San Antonio
2/3	Monday	7:30 p.m.	at Los Angeles

2018-19 RESULTS VS. CLIPPERS

11/15	L, 116-111	at Los Angeles
12/13	W, 125-87	in San Antonio
12/29	W, 122-111	at Los Angeles
1/20	L, 103-95	in San Antonio

ALL-TIME RESULTS

76-77: SA 4-0	91-92: Tied 2-2	06-07: SA 4-0
77-78: SA 3-1	92-93: SA 4-0	07-08: SA 4-0
78-79: SA 4-0	93-94: SA 3-1	08-09: SA 4-0
79-80: SA 2-0	94-95: SA 4-0	09-10: SA 4-0
80-81: SA 4-1	95-96: SA 3-1	10-11: SA 2-1
81-82: SA 3-2	96-97: LA 4-0	11-12: SA 2-1
82-83: SA 4-1	97-98: SA 4-0	12-13: Tied 2-2
83-84: SA 4-1	98-99: SA 3-0	13-14: SA 2-1
84-85: SA 3-2	99-00: SA 4-0	14-15: Tied 2-2
85-86: SA 4-1	00-01: SA 4-0	15-16: SA 2-1
86-87: SA 4-1	01-02: SA 3-1	16-17: LA 3-1
87-88: SA 5-0	02-03: SA 3-1	17-18: SA 2-1
88-89: LA 3-1	03-04: SA 3-1	18-19: Tied 2-2
89-90: SA 4-0	04-05: SA 4-0	TOTALS: SA 128-42
90-91: Tied 2-2	05-06: SA 2-1	

SPURS-CLIPPERS SERIES NOTES

OVERALL RECORD: 128-42 **HOME:** 72-14 **ROAD:** 56-28 **OT:** 6-2
CURRENT STREAK: Lost 1 **HOME:** L 1 **ROAD:** W 1
SPURS BIGGEST WIN: 38 (twice) Last 125-87 on 12/13/18 in San Antonio; 163-125 on 11/8/78 in San Antonio
SPURS BIGGEST LOSS: 24, 116-92 on 11/5/16 in San Antonio
SPURS LAST WIN AT HOME: 125-87 on 12/13/18
SPURS LAST LOSS AT HOME: 103-95 on 1/20/19
SPURS LAST WIN ON THE ROAD: 122-111 on 12/29/18
SPURS LAST LOSS ON THE ROAD: 116-111 on 11/15/18

DID YOU KNOW?

The Spurs tied its largest margin of victory against the Clippers in franchise history (38 points) with a 125-87 win on 12/13/18 ... previously, the Spurs scored 163 points vs. then San Diego Clippers (163-125) on 11/8/78, which also marked the most points ever scored by the Spurs in regulation in an NBA game ... Former San Antonio guard Tony Parker became the youngest player to appear in a game for the Spurs when he suited up on 10/30/01 vs. the Clippers ... the 19-year-old Frenchman had 9 points and 3 assists in his NBA debut ... the Clippers became the first NBA team San Antonio recorded 100 victories against with a 93-84 win on 3/13/07 ... David Robinson became the fourth player in NBA history to eclipse the 70-point mark with 71 points at Los Angeles on 4/24/94 ... Spurs Tim Duncan and guard Tony Parker set an all-time record for playoff wins by a duo (125) in Game 3 of the 2015 NBA Playoffs first round vs. the Clippers on 4/24/15 ... Duncan, Parker and guard Manu Ginobili hit 500 regular-season wins together when they defeated the Clippers 89-85 in Los Angeles on 11/10/14 ... with a 111-107 overtime win at Los Angeles on 4/22/15, Spurs Head Coach Gregg Popovich became the third coach in NBA history to reach 150 career postseason wins ... Clippers Head Coach Doc Rivers played two seasons in San Antonio from 1994-1996 ... Spurs guard DeMar DeRozan and Clippers guard Lou Williams were teammates for the 2014-15 season in Toronto.

2018-19 SEASON SERIES (2-2) SAN ANTONIO SPURS VS. LA CLIPPERS

PLAYER	G-GS	MIN	FG-FGA	PCT	3FG-FGA	PCT	FT-FTA	PCT	OFF DEF TOT	AST	PF-DO	STL	TO	BLK	PTS	AVG	HI
ALDRIDGE	4-4	134	42-73	.575	2-3	.667	19-25	.760	16 25 41	6	9-0	4	9	6	105	26.3	38
DEROZAN	4-4	137	33-79	.418	0-5	.000	15-18	.833	2 28 30	21	13-0	9	10	3	81	20.3	34
GAY	4-3	108	30-47	.638	3-9	.333	8-8	1.000	5 18 23	8	18-1	4	4	2	71	17.8	21
BELINELLI	4-0	93	15-32	.469	5-16	.313	9-9	1.000	1 14 15	7	7-0	3	4	1	44	11.0	14
FORBES	4-4	116	14-34	.412	10-25	.400	2-3	.667	0 5 5	13	5-0	2	4	0	40	10.0	17
MILLS	4-0	91	12-26	.462	5-13	.385	9-9	1.000	3 9 12	14	6-0	2	4	1	38	9.5	12
D. WHITE	4-4	106	12-28	.429	3-6	.500	5-7	.714	3 16 18	11	9-0	5	7	1	32	8.0	12
POEHLT	4-0	54	5-10	.500	0-0	---	4-12	.333	6 12 18	5	10-0	0	1	6	14	3.5	6
BERTANS	4-0	64	5-16	.313	3-12	.250	0-0	---	1 13 14	4	8-0	1	3	3	13	3.3	6
CUNNINGHAM	4-1	37	4-7	.571	2-4	.500	2-2	1.000	4 6 10	2	7-0	2	1	2	12	3.0	6
METU	1-0	7	0-4	.000	0-0	---	3-4	.750	1 2 3	0	0-0	1	2	0	3	3.0	3
EUBANKS	1-0	1	0-2	---	0-0	---	0-0	---	0 1 1	0	0-0	0	0	0	0	0.0	0
GASOL	4-0	2	0-0	---	0-0	---	0-0	---	0 1 1	0	0-0	0	0	0	0	0.0	0
PONDEXTER	3-0	9	0-0	---	0-0	---	0-0	---	0 1 1	1	0-0	0	0	0	0	0.0	0
SPURS	4	960	172-356	.483	33-93	.355	76-97	.784	41 151 192	92	94-1	33	50	25	453	113.3	125
CLIPPERS	4	960	145-336	.432	38-95	.400	89-121	.736	33 140 173	89	86-1	26	59	8	417	104.3	116

2018-19 SEASON SERIES (2-2) LOS ANGELES CLIPPERS VS. SAN ANTONIO

PLAYER	G-GS	MIN	FG-FGA	PCT	3FG-FGA	PCT	FT-FTA	PCT	OFF DEF TOT	AST	PF-DO	STL	TO	BLK	PTS	AVG	HI
HARRIS	4-4	144	30-62	.484	6-16	.375	12-16	.750	4 25 29	19	4-0	4	8	2	78	19.5	27
WILLIAMS	2-0	55	13-34	.382	1-5	.200	12-14	.857	1 5 6	9	2-0	0	4	0	39	19.5	23
GALLINARI	3-3	86	13-30	.433	6-12	.500	23-24	.958	2 16 18	7	8-0	1	3	0	55	18.3	21
HARRELL	4-1	98	22-40	.550	0-0	---	15-23	.652	9 10 19	6	10-0	7	1	1	59	14.8	21
BRADLEY	3-3	102	15-33	.455	8-12	.667	2-2	1.000	3 12 15	11	6-0	1	4	0	40	13.3	15
BEVERLEY	2-1	16	2-4	.500	0-0	---	4-6	.667	1 24 25	14	2-0	1	2	0	42	10.5	18
MOTLEY	1-0	18	4-6	.667	0-0	---	2-5	.400	0 4 4	0	2-0	1	4	0	10	10.0	10
GILGEUS-ALEXANDER	4-4	114	15-35	.429	3-7	.429	1-2	.500	4 9 13	6	11-0	1	9	0	34	8.5	13
SCOTT	3-0	52	6-18	.333	3-11	.273	1-2	.500	2 8 10	0	9-1	1	3	0	16	5.3	6
WALLACE	4-0	50	4-17	.235	0-3	.000	7-10	.700	3 3 6	0	5-0	4	3	2	15	3.8	9
GORTAT	2-2	55	5-12	.417	0-0	---	4-6	.667	2 15 17	10	4-0	0	2	0	14	3.5	7
MARIJANOVIC	2-1	16	2-4	.500	0-0	---	2-5	.400	0 2 4	1	2-0	1	2	0	6	3.0	4
THORNWELL	4-0	37	2-7	.286	1-3	.333	4-6	.667	0 7 7	3	7-0	0	2	1	9	2.3	4
ROBINSON	1-0	7	0-2	.000	0-1	.000	0-0	---	0 0 0	1	1-0	0	0	0	0	0.0	0
TEODOSIC	1-0	12	0-4	.000	0-3	.000	0-0	---	0 0 0	2	2-0	0	3	0	0	0.0	0
CLIPPERS	4	960	145-336	.432	38-95	.400	89-121	.736	33 140 173	89	86-1	26	59	8	417	104.3	116
SPURS	4	960	172-356	.483	33-93	.355	76-97	.784	41 151 192	92	94-1	33	50	25	453	113.3	125

LOS ANGELES LAKERS

2275 E. Mariposa Ave • El Segundo, CA 90245
(310) 426-6000 • www.lakers.com



Frank Vogel

Governor Jeanie Buss
General Manager Rob Pelinka
Head Coach Frank Vogel
Assistant Coaches Jason Kidd, Lionel Hollins, Phil Handy, Miles Simon
..... Mike Penberthy, Quinton Crawford
Athletic Trainer Nina Hsieh
Media Relations Alison Bogli, Ta'Nisha Cooper, Will Patterson, T.C. Greene
Home Court STAPLES Center (18,997, built in 1999)
Radio ESPNLA Radio (710 AM): John Ireland, Mychal Thompson
Spanish Radio ESPN Deportes (1330 AM): Fernando Gonzalez
..... Jose "Pepe" Mantilla, Francisco Pinto
Television Spectrum SportsNet: Bill Macdonald, Stu Lantz



2019-20 SCHEDULE VS. LAKERS

11/3 Sunday 6:00 p.m. in San Antonio
11/25 Monday 7:30 p.m. in San Antonio
2/4 Tuesday 7:30 p.m. at Los Angeles

2018-19 RESULTS VS. LAKERS

10/22 W, 143-142 (OT) at Los Angeles
10/27 W, 110-106 in San Antonio
12/5 L, 121-113 at Los Angeles
12/7 W, 133-120 in San Antonio

ALL-TIME RESULTS

76-77: LA 3-1 93-94: SA 4-0 10-11: Tied 2-2
77-78: Tied 2-2 94-95: SA 3-1 11-12: SA 2-1
78-79: Tied 2-2 95-96: SA 3-1 12-13: SA 2-1
79-80: LA 2-0 96-97: Tied 2-2 13-14: SA 3-1
80-81: SA 3-2 97-98: LA 4-0 14-15: SA 2-1
81-82: SA 3-2 98-99: LA 2-1 15-16: SA 4-0
82-83: SA 4-1 99-00: SA 3-1 16-17: SA 3-1
83-84: SA 3-2 00-01: Tied 2-2 17-18: LA 3-0
84-85: LA 3-2 01-02: LA 3-1 18-19: SA 3-1
85-86: LA 4-1 02-03: SA 4-0 **TOTALS: SA 89-82**
86-87: LA 4-1 03-04: LA 3-1
87-88: LA 5-0 04-05: SA 4-0
88-89: LA 3-1 05-06: SA 3-1
89-90: Tied 2-2 06-07: LA 2-1
90-91: LA 3-1 07-08: Tied 2-2
91-92: SA 3-1 08-09: LA 2-1
92-93: Tied 2-2 09-10: Tied 2-2

SPURS-LAKERS SERIES NOTES

OVERALL RECORD: 89-82 **HOME:** 53-33 **ROAD:** 36-49 **OT:** 4-7
CURRENT STREAK: Won 1 **HOME:** W 2 **ROAD:** L 1
SPURS BIGGEST WIN: 40, 134-94 on 1/12/17 in San Antonio
SPURS BIGGEST LOSS: 40, 138-98 on 3/30/89 at Los Angeles
SPURS LAST WIN AT HOME: 133-120 on 12/7/18
SPURS LAST LOSS AT HOME: 116-112 on 3/3/18
SPURS LAST WIN ON THE ROAD: 143-142 (OT) on 10/22/18
SPURS LAST LOSS ON THE ROAD: 121-113 on 12/5/18

DID YOU KNOW?

The Spurs and Lakers have the two best overall winning percentages in NBA history ... the Spurs have met the Lakers in the playoffs 11 times, more than any other team in the league ... former Lakers guard Kobe Bryant holds the Spurs opponent playoff records for points, field goals made, field goals attempted and three-point field goals attempted ... Bryant also holds the Spurs opponent record for most field goal attempts in a game with 41 on 2/14/03 ... with a 102-91 win vs. Los Angeles on 4/24/13, Tim Duncan and Gregg Popovich won their 119th playoff game, surpassing Kobe Bryant and Phil Jackson for the most win by a player-coach duo in NBA postseason history ... Lakers forward Kyle Kuzma and Spurs center Jakob Poeltl played two seasons together at the University of Utah from 2014-16 ... Lakers guard Rajon Rondo was teammates with Spurs forward Rudy Gay and guard Marco Belinelli during the 2015-16 season in Sacramento. Lakers Alex Caruso was born in College Station, TX, went to A&M Consolidated High School and played collegiately at Texas A&M from 2012-16 ... Spurs Chimezie Metu was born in Los Angeles, attended Lawndale High School and played collegiately at USC (2015-18) and DeMar DeRozan was born in Compton, attended Compton High School and also played at USC (2008-09) ... Lakers Avery Bradley played one season for the Texas Longhorns (2009-10) before being drafted 19th overall by Boston.

2018-19 SEASON SERIES (3-1) SAN ANTONIO SPURS VS. LA LAKERS

PLAYER	G-GS	MIN	FG-FGA	PCT	3FG-FGA	PCT	FT-FTA	PCT	OFF	DEF	TOT	AST	PF-DQ	STL	TO	BLK	PTS	AVG	HI
DEROZAN	4-4	162	48-99	.485	2-6	.333	32-37	.865	4	31	35	34	8-0	5	9	3	130	32.5	36
ALDRIDGE	4-4	128	33-68	.485	0-0	---	21-29	.724	13	19	32	10	13-0	2	7	5	87	21.8	37
GAY	4-3	127	29-52	.558	6-13	.462	9-10	.900	6	23	29	11	12-1	6	9	4	73	18.3	31
FORBES	4-4	107	17-39	.436	5-20	.250	6-8	.750	2	7	9	4	10-0	4	4	0	45	11.3	16
MILLS	4-0	106	13-29	.448	7-16	.438	9-12	.750	0	7	7	13	9-0	0	3	1	42	10.5	14
GASOL	2-0	35	6-9	.667	1-3	.333	7-8	.875	5	11	16	3	3-0	0	1	0	20	10.0	11
POELTL	2-0	39	8-10	.800	0-0	---	4-4	1.000	4	12	16	2	8-0	0	3	3	20	10.0	14
BELINELLI	4-0	81	13-30	.433	6-18	.333	4-4	1.000	0	5	5	4	3-0	2	3	0	36	9.0	15
BERTANS	4-1	55	8-16	.500	8-15	.533	1-1	1.000	0	6	6	5	8-0	3	0	0	25	6.3	13
CUNNINGHAM	4-4	116	6-17	.353	3-8	.375	2-2	1.000	8	24	32	6	9-1	6	1	1	17	4.3	8
D. WHITE	2-0	26	2-6	.333	0-3	.000	0-0	---	0	6	6	5	2-0	0	0	0	4	2.0	2
METU	1-0	1	0-0	---	0-0	---	0-0	---	0	0	0	0	0-0	0	0	0	0	0.0	0
PONDEXTER	1-0	1	0-0	---	0-0	---	0-0	---	0	0	0	0	0-0	0	0	0	0	0.0	0
SPURS	4	985	183-375	.488	38-102	.373	95-115	.826	42	151	193	97	85-2	28	43	17	499	124.8	143
LAKERS	4	985	184-381	.483	52-147	.354	69-98	.704	36	143	179	97	96-1	24	53	15	489	122.3	142

2018-19 SEASON SERIES (1-3) LOS ANGELES LAKERS VS. SAN ANTONIO

PLAYER	G-GS	MIN	FG-FGA	PCT	3FG-FGA	PCT	FT-FTA	PCT	OFF	DEF	TOT	AST	PF-DQ	STL	TO	BLK	PTS	AVG	HI
JAMES	4-4	154	52-98	.531	10-29	.345	30-41	.732	5	27	32	35	10-0	7	12	1	144	36.0	42
KUZMA	4-4	154	40-80	.500	12-34	.353	9-13	.692	2	27	29	11	9-0	2	5	0	101	25.3	37
RONDO	1-0	29	4-8	.500	2-4	.500	2-2	1.000	2	2	4	5	4-0	0	2	0	12	12.0	12
BALL	4-4	137	17-45	.378	10-24	.417	3-7	.429	3	13	16	29	8-0	4	7	0	47	11.8	14
MAGEE	4-4	96	19-28	.679	0-1	---	12	17	17	18	2	15-1	2	12	7	45	11.3	16	
HART	4-2	124	16-37	.432	8-23	.348	2-3	.667	0	18	18	2	11-0	3	4	0	42	10.5	20
CALDWELL-POPE	4-1	90	9-24	.375	4-13	.308	8-8	1.000	2	8	10	1	6-0	3	0	1	30	7.5	12
STEPHENSON	4-0	53	11-23	.478	3-8	.375	1-1	1.000	1	10	11	6	7-0	1	4	1	26	6.5	14
WILLIAMS	2-0	31	6-10	.600	0-0	---	0-3	.000	4	4	8	2	6-0	1	0	3	12	6.0	8
INGRAM	1-1	5	2-2	1.000	0-0	---	1-3	.333	0	0	0	0	1-0	0	0	1	5	5.0	5
BEASLEY	3-0	17	4-11	.364	0-1	.000	1-2	.500	1	3	4	0	5-0	0	1	0	9	3.0	4
CHANDLER (TOT)	3-0	56	2-2	1.000	0-0	---	4-7	.571	1	16	17	1	8-0	2	3	0	8	2.7	4
CHANDLER (LAL)	2-0	47	1-1	1.000	0-0	---	4-4	1.000	0	13	13	1	5-0	2	1	0	6	3.0	4
MYKHAILIUK	4-0	41	3-13	.231	3-11	.273	1-2	.500	3	1	4	3	4-0	0	4	0	10	2.5	6
BONGA	1-0	1	0-0	---	0-0	---	0-0	---	0	0	0	0	0-0	0	0	0	0	0.0	0
ZUBAC	1-0	5	0-1	.000	0-0	---	0-0	---	1	0	1	0	5-0	0	0	1	0	0.0	0
LAKERS	4	985	184-381	.483	52-147	.354	69-98	.704	36	143	179	97	96-1	24	53	15	489	122.3	142
SPURS	4	985	183-375	.488	38-102	.373	95-115	.826	42	151	193	97	85-2	28	43	17	499	124.8	143



191 Beale St. • Memphis, TN 38103
(901) 205-1234 • www.grizzlies.com

Controlling Owner and Chairman Robert J. Pera
Team President Jason Wexler
Executive Vice President of Basketball Operations Zachary Z. Kleinman
Vice President of Basketball Affairs Tayshaun Prince
Head Coach Taylor Jenkins
Assistant Coaches Niele Ivey, Brad Jones, David McClure, James "Scoonie" Penn
Director of Sports Medicine Vitaly Potapenko, Neven Spahija
Communications Jason Wallace, Ross Wooden, Maggie Yang, Geoff Langham
Home Court FedEx Forum (17,794, built in 2004)
Radio ESPN (92.9 FM/680 AM): Eric Hasseltine, Hank McDowell,
Elliot Perry, Michael Wallace
Television Fox Sports Southeast: Pete Pranic, Brevin Knight
..... Rob Fischer, Chris Vernon



Taylor Jenkins

2019-20 SCHEDULE VS. GRIZZLIES

11/11	Monday	7:30 p.m.	in San Antonio
12/23	Monday	7:30 p.m.	at Memphis
1/10	Friday	7:00 p.m.	at Memphis
3/16	Monday	7:30 p.m.	in San Antonio

2018-19 RESULTS VS. GRIZZLIES

11/21	L, 104-103	in San Antonio
1/5	W, 108-88	in San Antonio
1/9	L, 96-86	at Memphis
2/12	W, 108-107	at Memphis

ALL-TIME RESULTS

95-96:	SA 4-0	08-09:	SA 4-0
96-97:	VAN 3-1	09-10:	Tied 2-2
97-98:	SA 4-0	10-11:	Tied 2-2
98-99:	SA 3-0	11-12:	SA 4-0
99-00:	SA 4-0	12-13:	Tied 2-2
00-01:	SA 4-0	13-14:	SA 4-0
01-02:	SA 4-0	14-15:	Tied 2-2
02-03:	SA 3-1	15-16:	SA 4-0
03-04:	MEM 3-1	16-17:	Tied 2-2
04-05:	MEM 3-1	17-18:	SA 4-0
05-06:	SA 4-0	18-19:	Tied 2-2
06-07:	SA 3-1	TOTALS:	SA 71-24
07-08:	SA 3-1		

SPURS-GRIZZLIES SERIES NOTES

OVERALL RECORD: 71-24 **HOME:** 39-8 **ROAD:** 32-16 **OT:** 8-2

CURRENT STREAK: Won 1 **HOME:** W 1 **ROAD:** W 1

SPURS BIGGEST WIN: 45, 111-62 on 11/8/95 in San Antonio

SPURS BIGGEST LOSS: 16 (twice) last 109-93 on 3/1/11 At Memphis

SPURS LAST WIN AT HOME: 108-88 on 1/5/19

SPURS LAST LOSS AT HOME: 104-103 on 11/21/18

SPURS LAST WIN ON THE ROAD: 108-107 on 2/12/19

SPURS LAST LOSS ON THE ROAD: 96-86 on 1/9/19

DID YOU KNOW?

Grizzlies Head Coach Taylor Jenkins spent six seasons with the Spurs organization (2007-13), served as an assistant coach with NBA G League affiliate the Austin Spurs (2008-12) and finished his tenure as head coach in 2012-13.... Spurs forward DeMarre Carroll was drafted No. 27 overall by Memphis in the 2009 NBA Draft ... On 12/30/97 in Vancouver, Chuck Person set a Spurs franchise record with nine threes made in the game ... on 11/8/95 San Antonio defeated the Grizzlies 111-62, holding Memphis to a franchise-low 62 points and the 49-point defeat is the largest in Grizzlies history ... the Grizzlies made their first-ever playoff appearance against San Antonio in 2004, and the Spurs took the series 4-0 ... seven years later, Memphis earned its first playoff win and first playoff series victory against the Spurs, going 4-2 in the first round of the 2011 Playoffs ... Spurs forward Rudy Gay spent seven seasons in Memphis (2006-12) where he averaged 17.9 points, 5.8 rebounds and 2.0 assists in 479 games ... Grizzlies forward Kyle Anderson was selected by San Antonio with the 30th overall pick of the 2014 NBA Draft and appeared in 257 games over four seasons (2014-18) ... Grizzlies forward Jaren Jackson Jr.'s father, Jaren Jackson Sr., was a member of San Antonio's 1998-99 NBA championship team ... Jackson Sr. played 226 games spanning the 1997-2001 seasons ... Jackson Jr. and Spurs guard Bryn Forbes both played college at Michigan State ...

2018-19 SEASON SERIES (2-2) SAN ANTONIO SPURS VS. MEMPHIS

PLAYER	G-GS	MIN	FG-FGA	PCT	3FG-FGA	PCT	FT-FTA	PCT	OFF DEF TOT	AST	PF-DO	STL	TO	BLK	PTS	AVG	HI
ALDRIDGE	4-4	137	23-55	.411	0-1	.000	26-35	.743	12 19 31	14	15-0	2 2	5	2	72	18.0	22
MILLS	4-0	106	21-36	.583	15-23	.652	8-9	.889	1 7 8	13	4-0	4 4	1	65	16.3	22	
GAY	3-3	94	15-33	.455	4-7	.571	11-12	.917	4 24 28	11	4-0	3 3	2	45	15.0	21	
DEROZAN	4-4	144	22-65	.338	0-0	---	13-18	.722	4 21 25	18	7-0	4 15	0	57	14.3	24	
D. WHITE	3-2	53	12-16	.750	2-3	.667	5-7	.714	1 7 8	4	10-0	2 5	1	31	10.3	19	
FORBES	4-4	117	13-42	.310	4-20	.200	6-6	1.000	1 10 11	8	7-0	4 3	0	36	9.0	14	
BELINELLI	3-0	92	11-31	.355	4-16	.250	9-10	.900	0 9 9	4	0-0	3 0	0	35	8.8	14	
BERTANS	4-1	86	9-18	.500	7-14	.500	7-8	.875	1 18 19	4	9-0	3 1	3	32	8.0	17	
GASOL	1-0	20	2-5	.400	0-0	---	3-4	.750	1 11 12	1	0-0	0 1	0	7	7.0	7	
POELTL	4-1	49	6-8	.750	0-0	---	2-4	.500	3 12 15	3	4-0	1 4	3	14	3.5	11	
CUNNINGHAM	4-1	45	3-11	.273	2-6	.333	1-2	.500	3 10 13	3	2-0	1 2	0	9	2.3	7	
EUBANKS	2-0	7	0-1	.000	0-0	---	2-2	1.000	0 1 1	0	1-0	0 0	0	2	1.0	2	
PONDEXTER	3-0	10	0-2	.000	0-2	.000	0-0	---	0 2 2	1	2-0	0 0	0	0	0.0	15	
SPURS	4	960	137-324	.423	38-92	.413	93-117	.795	31 151 182	84	72-0	24 49	15	405	101.3	108	
GRIZZLIES	4	960	151-342	.442	35-110	.318	58-76	.763	29 153 182	89	72-0	27 53	24	395	98.8	107	

2018-19 SEASON SERIES (2-2) MEMPHIS GRIZZLIES VS. SAN ANTONIO

PLAYER	G-GS	MIN	FG-FGA	PCT	3FG-FGA	PCT	FT-FTA	PCT	OFF DEF TOT	AST	PF-DO	STL	TO	BLK	PTS	AVG	HI		
VALANCIUNAS (TOT)	1-0	21	9-11	.818	0-1	.000	5-8	.625	2	8	10	2	3-0	0	1	0	23	23.0	23
VALANCIUNAS (MEM)	1-0	21	9-11	.818	0-1	.000	5-8	.625	2	8	10	2	3-0	0	1	0	23	23.0	23
CONLEY	3-3	92	24-54	.444	6-18	.333	12-13	.923	2	5	7	18	4-0	2	1	1	66	22.0	30
BRADLEY (TOT)	4-4	140	30-54	.556	11-17	.647	2-2	1.000	3	18	21	17	7-0	2	6	0	73	18.3	33
BRADLEY (MEM)	1-1	38	15-21	.714	3-5	.600	0-0	---	0	6	6	6	1-0	1	2	0	33	33.0	33
GASOL	3-3	97	17-38	.447	3-11	.273	15-17	.882	3	32	35	11	9-0	4	5	2	52	17.3	26
D. BROOKS	1-0	17	6-11	.545	3-5	.600	0-1	.000	0	0	0	1	4-0	0	1	0	15	15.0	15
JACKSON	4-4	88	15-28	.536	6-12	.500	9-13	.692	3	12	15	2	16-0	4	9	2	45	11.3	15
GREEN	3-0	76	12-24	.500	5-9	.556	3-3	1.000	5	19	24	2	16-2	3	10	1	32	10.7	12
WRIGHT (TOT)	2-1	58	7-18	.389	1-6	.167	4-4	1.000	1	11	12	1	3-0	2	3	2	19	9.5	15
WRIGHT (MEM)	1-1	34	2-9	.222	0-3	.000	0-0	---	0	8	8	6	2-0	1	3	1	4	4.0	4
HOLIDAY (TOT)	5-3	155	16-48	.333	7-26	.269	5-5	1.000	3	19	22	10	7-0	2	5	4	44	8.8	17
HOLIDAY (MEM)	3-1	77	9-26	.346	1-8	.125	0-0	---	2	7	9	4	5-0	0	4	1	19	6.3	11
ANDERSON	3-3	101	10-17	.588	1-2	.500	4-6	.667	1	15	16	7	9-0	3	2	7	25	8.3	9
CASSPI	2-0	36	7-11	.636	0-2	.000	1-4	.250	3	8	11	1	3-0	0	1	2	15	7.5	11
MILES (TOT)	2-0	30	4-9	.444	3-6	.500	2-2	1.000	0	4	4	2	3-0	0	1	0	13	6.5	9
MILES (MEM)	1-0	23	3-8	.375	2-5	.400	2-2	1.000	0	4	4	2	2-0	0	1	0	10	10.0	10
M. BROOKS	1-0	12	3-6	.500	0-1	.000	0-0	---	1	1	2	2	2-0	0	0	0	6	6.0	6
MACK	2-0	35	3-12	.250	1-6	.167	4-5	.800	1	3	4	9	1-0	0	1	0	11	5.5	10
CARTER	2-0	37	3-14	.214	3-8	.375	0-0	---	0	3	3	4	5-0	4	2	1	9	4.5	6
TEMPLE	3-3	89	6-24	.250	1-10	.100	0-0	---	1	7	8	3	6-0	0	3	6	13	4.3	7
CABOCLO	1-0	21	2-7	.286	0-1	.000	0-0	---	1	3	4	1	2-0	0	0	3	4	4.0	4
NOAH	3-0	36	4-12	.333	0-0	---	1-2	.500	2	8	10	6	5-0	2	1	2	9	3.0	8
SELDEN	1-0	18	0-6	.000	0-2	.000	2-2	1.000	0	3	3	1	1-0	0	1	0	2	2.0	2
RABB	2-1	12	1-3	.333	0-1	.000	0-0	---	2	1	3	1	3-0	0	0	0	2	1.0	2
GRIZZLIES	4	960	151-342	.442	35-110	.318	58-76	.763	29	153	182	89	99-2	27	53	24	395	98.8	107
SPURS	4	960	137-324	.423	38-92	.413	93-117	.795	31	151	182	84	72-0	24	49	15	405	101.3	108



Erik Spoelstra

601 Biscayne Blvd. • Miami, FL 33132
(786) 777-4328 • www.heat.com

Managing General Partner Micky Arison
Chief Executive Officer Nick Arison
President Pat Riley
Senior Vice President, Basketball Operations/General Manager Andy Elisburg
Vice President, Basketball Operations/Assistant General Manager Adam Simon
Head Coach Erik Spoelstra
Assistant Coaches Dan Craig, Malik Allen
Assistant Coach/Director of Player Development Chris Quinn
Assistant Coach/Player Development Octavio de la Grana
Head Athletic Trainer Jay Sabol
Sports Media Relations Tim Donovan, Rob Wilson, Michael Lissack
Home Court Nick Maiorana, Maddox Burnett
Home Court AmericanAirlines Arena (19,600, built in 2000)
Radio 790 The Ticket (AM 790/FM 104.3 HD-2): Mike Ingilis, Ruth Riley Hunter
Spanish Radio Ron Rothstein
Television WAQI (710 AM): José Pañeda, Joe Pujala
FOX Sports Sun: Eric Reid, John Crotty, Jason Jackson



2019-20 SCHEDULE VS. HEAT

1/15 Wednesday 7:30 p.m. at Miami
1/19 Sunday 2:00 p.m. in San Antonio

2018-19 RESULTS VS. HEAT

11/7 L, 95-88 at Miami
3/20 L, 110-105 in San Antonio

ALL-TIME RESULTS

88-89:	SA 4-2	04-05:	Tied 1-1
89-90:	SA 2-0	05-06:	SA 2-0
90-91:	SA 2-0	06-07:	Tied 1-1
91-92:	Tied 1-1	07-08:	SA 2-0
92-93:	Tied 1-1	08-09:	Tied 1-1
93-94:	SA 2-0	09-10:	SA 2-0
94-95:	SA 2-0	10-11:	Tied 1-1
95-96:	Tied 1-1	11-12:	MIA 1-0
96-97:	MIA 2-0	12-13:	MIA 2-0
97-98:	SA 2-0	13-14:	Tied 1-1
98-99:	DNP	14-15:	SA 2-0
99-00:	Tied 1-1	15-16:	SA 2-0
00-01:	Tied 1-1	16-17:	SA 2-0
01-02:	Tied 1-1	17-18:	SA 2-0
02-03:	SA 2-0	18-19:	MIA 2-0
03-04:	SA 2-0	TOTALS:	SA 43-20

SPURS-HEAT SERIES NOTES

OVERALL RECORD: 43-20 **HOME:** 27-4 **ROAD:** 16-16 **OT:** 1-0
CURRENT STREAK: Lost 2 **HOME:** L 1 **ROAD:** L 1
SPURS BIGGEST WIN: 30 twice, last 125-95 on 3/4/11 in San Antonio
SPURS BIGGEST LOSS: 30, 110-80 on 3/14/11 at Miami
SPURS LAST WIN AT HOME: 117-105 on 12/6/17
SPURS LAST LOSS AT HOME: 110-105 on 3/20/19
SPURS LAST WIN ON THE ROAD: 117-100 on 10/25/17
SPURS LAST LOSS ON THE ROAD: 95-88 on 11/7/18

DID YOU KNOW?

The Spurs and Heat met in the 2014 NBA Finals, when the Silver and Black won the series 4-1 and captured their fifth NBA title in 15 years ... on 6/12/14, Tim Duncan recorded his 158th career postseason double-double in Game 4 of the NBA Finals at Miami, surpassing Magic Johnson for the most double-doubles in NBA postseason history ... the two teams also met in the 2013 NBA Finals when Miami won its third championship in Game 7, 95-88 ... the Heat won its first game in San Antonio (90-79) in team history on 12/23/96 when Spurs Hall of Famer David Robinson suffered a broken bone in his left foot in the second quarter and missed the remainder of the 1996-97 season ... in the 2010-11 season, the Spurs tied their largest margin of victory (30) over the Heat in a 125-95 win, then the Heat earned their largest win over the Spurs (30) by a score of 110-80 in Miami ... former San Antonio guard Tony Parker played in his 1,000th career game at Miami on 3/31/15, setting the all-time NBA record for most wins in a player's first 1,000 games (718) ... Heat guard Goran Dragic was originally drafted by the Spurs in the second round (45th overall) in the 2008 NBA Draft ... Heat forward James Johnson was teammates with Spurs DeMar DeRozan in Toronto for four seasons from 2010-2012 and again in 2014-16 ... Spurs DeMarre Carroll also played with the Raptors during the 2015-16 season ... Lonnie Walker IV played collegiately at the University of Miami, FL.

2018-19 SEASON SERIES (0-2) SAN ANTONIO SPURS VS. MIAMI

PLAYER	G-GS	MIN	FG-FGA	PCT	3FG-FGA	PCT	FT-FTA	PCT	OFF	DEF	TOT	AST	PF	QD	STL	TO	BLK	PTS	AVG	HI
MILLS	2-0	56	14-35	.400	9-21	.429	0-0	---	2	4	6	6	0	0	2	0	2	27	18.5	20
DEROZAN	2-2	71	12-27	.444	1-3	.333	9-11	.818	3	26	29	14	3	0	0	6	2	34	17.0	18
GAY	1-0	32	6-13	.462	2-5	.400	1-2	.500	2	7	9	7	1	0	0	1	15	15.0	15	15
BERTANS	2-0	49	9-18	.500	7-14	.500	4-5	.800	1	4	5	2	6	0	1	1	1	29	14.5	19
BELINELLI	2-0	50	9-25	.360	4-11	.364	3-3	1.000	0	1	1	4	4	2	0	0	25	12.5	17	4
ALDRIDGE	2-2	75	8-24	.333	0-0	---	7-7	1.000	6	18	24	1	7	0	0	3	3	23	11.5	17
FORBES	2-2	61	7-21	.333	4-10	.400	2-2	1.000	0	1	1	5	5	0	1	0	0	20	10.0	12
POEHLT	2-1	26	2-7	.286	0-0	---	1-4	.250	6	6	12	2	1	0	0	1	0	5	2.5	3
CUNNINGHAM	1-1	22	1-1	1.000	0-0	---	0-0	---	1	3	4	1	2	0	1	1	1	2	2.0	2
D. WHITE	2-2	35	1-11	.091	0-2	.000	1-1	1.000	1	2	3	7	3	0	2	2	0	3	1.5	3
POND/EXTER	1-0	4	0-0	---	0-0	---	0-0	---	0	1	1	0	1	0	0	1	0	0	0.0	0
SPURS	2	480	69-182	.379	27-66	.409	28-35	.800	22	73	95	49	32	0	10	20	8	193	96.5	105
HEAT	2	480	76-179	.425	26-67	.388	27-36	.750	20	88	108	44	38	0	14	23	16	205	102.5	110

2018-19 SEASON SERIES (2-0) MIAMI HEAT VS. SAN ANTONIO

PLAYER	G-GS	MIN	FG-FGA	PCT	3FG-FGA	PCT	FT-FTA	PCT	OFF	DEF	TOT	AST	PF	QD	STL	TO	BLK	PTS	AVG	HI
DRAGIC	1-0	22	8-13	.615	4-7	.571	2-3	.667	1	1	2	2	2	0	0	1	0	22	22.0	22
WHITESIDE	2-1	51	13-24	.542	0-1	.000	15-17	.882	7	20	27	4	5	0	0	1	10	41	20.5	29
ELLINGTON	1-1	37	7-13	.538	6-10	.600	0-0	---	0	4	4	1	1	0	2	2	0	20	20.0	20
WATKINS	1-1	33	7-14	.500	4-9	.444	0-2	.000	0	5	5	4	1	0	0	3	0	18	18.0	18
WINSLOW	1-1	31	7-17	.412	1-6	.167	1-1	1.000	0	5	5	1	1	0	0	4	0	16	16.0	16
RICHARDSON	1-1	37	12-38	.316	4-12	.333	1-1	1.000	3	7	10	9	4	0	3	3	2	29	14.5	15
J. JOHNSON	1-0	27	5-8	.625	3-5	.600	0-0	---	0	5	5	4	4	0	2	1	0	13	13.0	13
WADE	1-0	20	5-13	.385	1-2	.500	0-0	---	0	2	2	0	3	0	1	2	0	11	11.0	11
T. JOHNSON	1-0	32	4-10	.400	1-5	.200	0-2	.000	0	3	3	2	0	0	4	1	1	9	9.0	9
OLYNYK	2-1	32	2-5	.400	1-2	.500	4-6	.667	3	5	8	5	7	0	0	2	0	9	4.5	8
ADEBAYO	2-1	41	3-5	.600	0-0	---	2-2	1.000	3	15	18	6	4	0	2	2	1	8	4.0	6
MCCRUIDER	1-1	37	2-9	.222	0-4	.000	0-0	---	0	10	10	4	2	0	0	0	0	4	4.0	4
TERRY (TOT)	1-0	11	2-2	1.000	0-0	---	0-0	---	0	3	3	0	3	0	1	2	0	4	4.0	4
JONES	2-1	40	1-10	.100	1-4	.250	2-2	1.000	3	6	9	0	2	0	0	1	2	5	2.5	5
ANDERSON (TOT)	2-0	15	0-1	.000	0-1	.000	0-0	---	0	2	2	0	2	0	0	0	1	0	0.0	0
HEAT	2	480	76-179	.425	26-67	.388	27-36	.750	20	88	108	44	38	0	14	23	16	205	102.5	110
SPURS	2	480	69-182	.379	27-66	.409	28-35	.800	22	73	95	49	32	0	10	20	8	193	96.5	105



1543 N. Second Street • Milwaukee, WI 53212
(414) 227-0500 • www.bucks.com

Owners..... Marc Lasry, Wes Edens, Jamie Dinan, Mike Fascitelli
General Manager..... Jon Horst
Assistant General Manager..... Milt Newton
Head Coach..... Mike Budenholzer
Assistant Coaches..... Darvin Ham, Charles Lee, Ben Sullivan, Chad Forcier,
Patrick St. Andrews, Josh Longstaff, Vin Baker
Player Development/Video Assistant..... Schuyler Rimmer
Director of Performance..... Troy Flanagan
Head Athletic Trainer..... Scott Faust
Chief Communications Officer..... Barry Baum
Communications..... Dan Smyczek, Hilary Dickinson, Eric Kohlbeck, Grace Murray
Home Court..... Fiserv Forum (17,341, built in 2018)
Radio..... 103.3 FM and 620 AM WTMJ: Ted Davis, Dennis Krause
Television..... Fox Sports Wisconsin: Jim Paschke, Marques Johnson
Steve Novak, Zora Stephenson



Mike Budenholzer

2019-20 SCHEDULE VS. BUCKS

1/4	Saturday	7:30 p.m.	at Milwaukee
1/6	Monday	7:30 p.m.	in San Antonio

2018-19 RESULTS VS. BUCKS

11/24	L, 135-129	at Milwaukee
3/10	W, 121-114	in San Antonio

ALL-TIME RESULTS

76-77:	MIL 3-1	97-98:	SA 2-0
77-78:	Tied 2-2	98-99:	DNP
78-79:	SA 3-1	00-01:	MIL 2-0
79-80:	SA 2-0	01-02:	MIL 2-0
80-81:	Tied 1-1	02-03:	SA 2-0
81-82:	Tied 1-1	03-04:	Tied 1-1
82-83:	MIL 2-0	04-05:	SA 2-0
83-84:	Tied 1-1	05-06:	Tied 1-1
84-85:	MIL 2-0	06-07:	MIL 2-0
85-86:	MIL 2-0	07-08:	SA 2-0
86-87:	Tied 1-1	08-09:	MIL 2-0
87-88:	Tied 1-1	09-10:	SA 2-0
88-89:	Tied 1-1	10-11:	SA 2-0
89-90:	Tied 1-1	11-12:	MIL 1-0
90-00:	MIL 2-0	12-13:	SA 2-0
90-91:	Tied 1-1	13-14:	SA 2-0
91-92:	Tied 1-1	14-15:	SA 2-0
92-93:	SA 2-0	15-16:	SA 2-0
93-94:	SA 2-0	16-17:	Tied 1-1
94-95:	SA 2-0	17-18:	MIL 2-0
95-96:	Tied 1-1	18-19:	Tied 1-1
96-97:	Tied 1-1	TOTALS:	SA 49-40

SPURS-BUCKS SERIES NOTES

OVERALL RECORD: 49-40 **HOME:** 30-14 **ROAD:** 19-26 **OT:** 2-2
CURRENT STREAK: Won 1 **HOME:** W 1 **ROAD:** L 1
SPURS BIGGEST WIN: 42, 153-111 on 10/14/78 in San Antonio
SPURS BIGGEST LOSS: 29, 126-97 on 11/5/85 at Milwaukee
SPURS LAST WIN AT HOME: 121-114 on 3/10/19
SPURS LAST LOSS AT HOME: 94-87 on 11/10/17
SPURS LAST WIN ON THE ROAD: 97-96 on 12/5/16
SPURS LAST LOSS ON THE ROAD: 135-129 on 11/24/18

DID YOU KNOW?

Bucks Head Coach Mike Budenholzer was an assistant coach with the Spurs for 17 seasons and spent his first two seasons as a video coordinator ... Budenholzer helped lead San Antonio to a league-best 908-438 (.675) record and NBA Championships in 1999, 2003, 2005 and 2007 ... Bucks assistant coach Chad Forcier spent nine seasons with the Spurs (2007-16) under Gregg Popovich, and won the 2014 NBA Championship ... Forcier worked alongside Mike Budenholzer for six seasons (2007-13) in San Antonio ... one of the craziest games in Spurs history took place on 3/6/82 vs. the Bucks in the HemisFair Arena as the Spurs beat the Bucks 171-166 in triple overtime ... the Spurs 171 points is a club record and their combined point total of 337 is the second highest total recorded in NBA history ... During the 2017-18 season, Spurs guard DeMar DeRozan scored a career-best 52 points vs. Milwaukee on Jan. 1, 2018 as a member of the Toronto Raptors ... in 2017-18, the Bucks swept the Spurs in a two-game season series for the first time since 2008-09 ... Bucks guard George Hill was originally drafted by San Antonio with the 26th pick in the first round of the 2008 NBA Draft ... Hill played three seasons for the Spurs from 2008-11, averaging 9.9 points, 2.4 rebounds in 24.6 minutes over 231 games ... Bucks guard Wesley Matthews and San Antonio forward LaMarcus Aldridge were teammates for five seasons with the Portland Trail Blazers from 2010-15 ... Matthews was born in San Antonio ... the Spurs snapped the Bucks four-game win streak with a 121-114 win on 3/10/19, ending Milwaukee's longest winning streak since six-straight from 1999-2001.

2018-19 SEASON SERIES (1-1) SAN ANTONIO SPURS VS. MILWAUKEE

PLAYER	G-GS	MIN	FG-FGA	PCT	3FG-FGA	PCT	FT-FTA	PCT	OFF DEF TOT	AST	PF-DO	STL	TO	BLK	PTS	AVG	HI
DEROZAN	2-2	71	23-46	.500	1-3	.333	15-19	.789	2 6 8	13	3-0	3	1	1	62	31.0	34
ALDRIDGE	2-2	68	20-38	.526	1-2	.500	3-4	.750	4 14 18	5	2-0	3	3	2	44	22.0	29
FORBES	2-2	58	13-19	.684	4-6	.667	0-1	.000	0 8 8	1	5-0	1	2	0	30	15.0	18
BELINELLI	2-0	47	10-23	.435	6-13	.462	2-2	1.000	0 5 5	5	3-0	1	0	0	28	14.0	16
MILLS	2-0	45	7-13	.538	4-8	.500	7-10	.700	0 4 4	4	4-0	0	0	1	25	12.5	16
BERTANS	2-0	50	8-19	.421	5-12	.417	1-1	1.000	1 9 10	4	4-0	2	0	0	22	11.0	17
GAY	1-1	31	5-9	.556	0-1	.000	0-1	.000	1 3 4	4	5-0	2	4	1	10	10.0	10
POELTL	2-1	41	6-8	.750	0-0	---	3-3	1.000	7 6 13	5	4-0	0	2	1	15	7.5	8
D. WHITE	2-1	34	4-13	.308	0-2	.000	1-2	.500	0 4 4	6	4-0	2	0	0	9	4.5	7
CUNNINGHAM	2-1	35	2-4	.500	1-3	.333	0-0	---	2 0 11	1	5-0	2	0	0	5	2.5	5
PONDEXTER	1-0	0	0-0	---	0-0	---	0-0	---	0 0 0	0	0-0	0	0	0	0	0.0	0
SPURS	2	480	98-192	.510	22-50	.440	32-43	.744	17 68 85	51	39-0	14	15	6	250	125.0	129
BUCKS	2	480	90-173	.520	29-76	.382	40-54	.741	12 74 86	52	39-0	10	23	5	249	124.5	135

2018-19 SEASON SERIES (1-1) MILWAUKEE BUCKS VS. SAN ANTONIO

PLAYER	G-GS	MIN	FG-FGA	PCT	3FG-FGA	PCT	FT-FTA	PCT	OFF DEF TOT	AST	PF-DO	STL	TO	BLK	PTS	AVG	HI
ANTETOKOUNMPO	2-2	74	19-34	.559	1-7	.143	22-30	.733	5 26 31	14	5-0	2	3	2	61	30.5	34
BLEDSE	2-2	65	17-28	.607	3-11	.273	4-7	.571	1 5 6	16	3-0	2	3	0	41	20.5	21
CANAN (TOT)	1-1	32	7-8	.875	5-5	1.000	0-0	---	0 4 4	1	3-0	1	2	0	19	19.0	19
MIDDLETON	2-2	66	14-29	.483	5-13	.385	3-4	.750	1 11 12	6	4-0	2	6	0	36	18.0	21
MIROTTIC (TOT)	3-2	86	16-31	.516	7-15	.467	6-6	1.000	1 24 25	2	7-0	1	1	1	45	15.0	22
MIROTTIC (MIL)	1-0	22	3-8	.375	2-5	.400	2-2	1.000	0 4 4	1	3-0	0	1	0	10	10.0	10
BROGDON	2-2	58	12-25	.480	3-9	.333	1-2	.500	1 3 4	5	4-0	0	3	0	28	14.0	23
BROWN	1-0	16	4-6	.667	3-4	.750	0-0	---	0 2 2	2	2-0	1	1	0	11	11.0	11
LOPEZ	2-2	63	5-10	.500	2-5	.400	8-9	.889	0 12 12	1	6-0	1	3	2	20	10.0	11
CONNAUGHTON	2-0	41	7-11	.636	4-8	.500	0-0	---	2 4 6	0	6-0	1	2	1	18	9.0	14
DELLAVEDOVA	1-0	10	2-2	1.000	1-1	1.000	0-0	---	0 1 1	3	2-0	0	0	0	5	5.0	5
MAKER	1-0	17	2-6	.333	3-4	.250	0-0	---	1 3 4	1	2-0	1	0	0	5	5.0	5
SNELL	2-0	21	3-6	.500	3-4	.750	0-0	---	0 0 0	0	1-0	0	0	0	9	4.5	7
GASOL (TOT)	1-0	15	1-3	.333	1-1	1.000	0-0	---	0 0 3	1	0-0	0	0	0	3	3.0	3
GASOL (MIL)	1-0	15	1-3	.333	1-1	1.000	0-0	---	0 0 3	1	0-0	0	0	0	3	3.0	3
DIVINCENZO	1-0	13	1-5	.200	0-4	.000	0-0	---	1 0 1	2	1-0	0	1	0	2	2.0	2
BUCKS	2	480	90-173	.520	29-76	.382	40-54	.741	12 74 86	51	39-0	10	23	5	249	124.5	135
SPURS	2	480	98-192	.510	22-50	.440	32-43	.744	17 68 85	52	39-0	14	15	6	250	125.0	129

MINNESOTA TIMBERWOLVES



Ryan Saunders

600 Hennepin Ave. Suite 300 • Minneapolis, MN 55403
(612) 673-1600 • www.timberwolves.com

Owner Glen Taylor
Chief Executive Officer Ethan Casson
President of Basketball Operations Gersson Rosas
General Manager Scott Layden
Assistant General Managers Gianluca Pascucci, Joe Branch
Head Coach Ryan Saunders
Associate Head Coach David Vanterpool
Assistant Coaches Pablo Prigioni, Bryan Gates
Assistant Coaches/Director of Player Development Kevin Hanson
Vice President of Player Health/Head Athletic Trainer Gregg Farnam
Communications Bri Bauer, Aaron Seehusen, Dan Bell, Aaron Freeman
Home Court Target Center (18,978, built in 1990)
Radio WCCO (830 AM); Alan Horton
Television Fox Sports North; Dave Benz, Jim Petersen



2019-20 SCHEDULE VS. TIMBERWOLVES

11/13	Wednesday	7:00 p.m.	at Minnesota
11/27	Wednesday	7:30 p.m.	in San Antonio
3/14	Saturday	7:30 p.m.	in San Antonio
3/26	Thursday	7:00 p.m.	at Minnesota

2018-19 RESULTS VS. TIMBERWOLVES

10/17	W, 112-108	in San Antonio
11/28	L, 128-89	at Minnesota
12/21	W, 124-98	in San Antonio
1/18	W, 116-113	at Minnesota

ALL-TIME RESULTS

89-90:	SA 4-1	05-06:	SA 4-0
90-91:	SA 4-0	06-07:	SA 2-1
91-92:	SA 6-0	07-08:	SA 4-0
92-93:	SA 4-1	08-09:	SA 4-0
93-94:	SA 4-1	09-10:	SA 3-0
94-95:	SA 5-0	10-11:	SA 4-0
95-96:	SA 3-1	11-12:	MIN 2-1
96-97:	MIN 4-0	12-13:	Tied 2-2
97-98:	SA 3-1	13-14:	SA 2-1
98-99:	Tied 2-2	14-15:	SA 4-0
99-00:	MIN 3-1	15-16:	SA 3-0
00-01:	SA 3-1	16-17:	SA 4-0
01-02:	Tied 2-2	17-18:	SA 2-1
02-03:	Tied 2-2	18-19:	SA 3-1
03-04:	Tied 2-2	TOTALS:	SA 89-30
04-05:	SA 2-1		

SPURS-WOLVES SERIES NOTES

OVERALL RECORD: 89-30 **HOME:** 51-9 **ROAD:** 38-21 **OT:** 4-3
CURRENT STREAK: Win 2 **HOME:** W 11 **ROAD:** W 1
SPURS BIGGEST WIN: 36, 122-84 on 12/30/95 in San Antonio
SPURS BIGGEST LOSS: 39, 128-89 on 11/28/18 at Minnesota
SPURS LAST WIN AT HOME: 124-98 on 12/21/18
SPURS LAST LOSS AT HOME: 108-95 on 4/17/13
SPURS LAST WIN ON THE ROAD: 116-113 on 1/18/19
SPURS LAST LOSS ON THE ROAD: 128-89 on 11/28/18

DID YOU KNOW?

San Antonio has won the season series versus Minnesota 22 times in the two teams 30-year history, including the last six seasons and have tied five seasons ... Tony Parker holds the record for most points in Target Center history when he dropped 55 points on the Timberwolves on 11/5/08 in a double-overtime win ... David Robinson is third on Minnesota's all-time opponent scoring list with 1,233 points ... he is also the Timberwolves first opponent to record a triple-double with 24 points, 12 rebounds and 12 blocks on 2/23/90 ... on 2/6/99 the Spurs set a Minnesota opponents record for most rebounds in a non-overtime game with 64 ... the Spurs defense led to two Minnesota playoff-lows for points when San Antonio held the Timberwolves to 69 points on 4/23/01 and to 28 points in the first half on 5/13/99 ... San Antonio surrendered its largest defeat to the Timberwolves in franchise history (128-89) on 11/28/18 ... previous record was 24 points (107-83) on 3/12/13 in Minnesota ... Minnesota's Josh Okogie played with Spurs Chimezie Metu on the Nigerian National Team at the 2019 FIBA World Cup ... 2015 NBA first-round draft picks Karl-Anthony Towns (No. 1) and Spurs Trey Lyles (No. 12) played their only year together at Kentucky ... Minnesota General Manager Scott Layden spent four seasons as assistant general manager with the San Antonio Spurs under SS&E CEO R.C. Buford.

2018-19 SEASON SERIES (3-1) SAN ANTONIO SPURS VS. MINNESOTA

PLAYER	G-GS	MIN	FG-FGA	PCT	3FG-FGA	PCT	FT-FTA	PCT	OFF	DEF	TOT	AST	PF-DQ	STL	TO	BLK	PTS	AVG	HI
DEROZAN	3-3	98	19-40	.475	1-4	.250	11-17	.647	0	11	11	14	8-0	0	12	4	50	16.7	28
ALDRIDGE	4-4	125	24-64	.375	1-2	.500	17-23	.739	18	28	46	12	12-0	1	10	6	66	16.5	25
BELINELLI	4-0	103	17-42	.405	13-28	.464	10-10	1.000	2	14	16	9	5-0	3	7	0	57	14.3	19
GAY	4-4	95	23-39	.590	4-8	.500	7-10	.700	4	17	21	11	15-0	3	8	4	57	14.3	22
FORBES	4-4	107	16-40	.400	8-20	.400	9-9	1.000	1	9	10	11	8-0	2	5	1	49	12.3	22
BERTANS	4-0	87	15-26	.577	11-18	.611	0-1	.000	3	14	17	4	7-0	1	1	2	41	10.3	15
D. WHITE	3-3	79	12-20	.600	2-5	.400	2-2	1.000	1	10	11	11	7-0	1	6	0	28	9.3	15
PONDEXTER2-0	17	5	6	.833	2-2	1.000	6-6	1.000	0	4	4	4	2-0	0	1	0	18	9.0	13
POELTL	4-1	67	17-26	.654	0-0	---	0-0	---	12	7	19	3	11-0	0	4	1	34	8.5	14
MILLS	4-0	93	7-27	.259	6-20	.300	1-1	.000	1	6	7	17	5-0	3	3	1	21	5.3	6
GASOL	2-1	36	4-9	.444	1-1	1.000	3-4	.750	4	8	12	6	2-0	0	0	0	8	4.0	5
CUNNINGHAM4-0	39	4	0	---	0-1	.000	1-2	.500	4	6	10	1	3-0	0	3	0	9	2.3	4
METU	1-0	12	0	---	0-0	---	2-2	1.000	1	3	4	2	1-0	0	0	0	2	2.0	2
EUBANKS	1-0	4	0	---	0-0	---	1-2	.500	0	1	1	0	0-0	0	0	0	1	1.0	1
SPURS	4	960	161-349	.461	49-109	.450	70-89	.787	51	138	189	105	86-0	14	63	19	441	110.3	128
TIMBERWOLVES4	960		159-357	.445	37-107	.346	92-111	.829	46	131	177	93	92-2	37	44	16	447	111.8	124

2018-19 SEASON SERIES (1-3) MINNESOTA TIMBERWOLVES VS. SAN ANTONIO

PLAYER	G-GS	MIN	FG-FGA	PCT	3FG-FGA	PCT	FT-FTA	PCT	OFF	DEF	TOT	AST	PF-DQ	STL	TO	BLK	PTS	AVG	HI
BUTLER	1-1	32	9-23	.391	1-4	.250	4-5	.800	3	4	7	3	2-0	4	1	1	23	23.0	23
COVINGTON (TOT)2-2	62	13-24	.542	6-13	.462	2-4	.500	4	12	16	2	7-0	7	1	3	34	17.0	21	
COVINGTON (MIN)2-2	62	13-24	.542	6-13	.462	2-4	.500	4	12	16	2	7-0	7	1	3	34	17.0	21	
TEAGUE	3-3	86	15-25	.600	3-7	.429	16-18	.889	0	3	3	19	5-0	6	5	1	49	16.3	27
WIGGINS	4-4	133	21-56	.375	6-19	.316	14-18	.778	4	16	20	5	10-0	3	8	0	62	15.5	20
TOWNS	4-4	108	20-49	.408	5-17	.294	15-16	.938	7	25	32	13	18-2	3	11	1	60	15.0	23
ROSE	4-1	91	16-44	.364	4-10	.400	15-15	1.000	4	6	10	11	5-0	0	3	1	51	12.8	23
GIBSON	4-4	106	18-27	.667	0-0	---	6-10	.600	10	27	37	5	12-0	0	2	4	42	10.5	14
OKOGIE	3-1	62	9-20	.450	4-9	.444	8-10	.800	2	5	7	6	8-0	3	2	1	30	10.0	12
DIENG	4-0	68	13-27	.481	1-4	.250	4-6	.667	5	8	13	5	12-0	3	2	4	31	7.8	12
JONES	3-0	66	9-22	.409	1-4	.250	2-2	1.000	1	2	3	12	2-0	2	2	0	21	7.0	10
SARIC (TOT)3-0	65	7-18	.389	2-7	.286	3-4	.750	4	14	18	4	3-0	3	4	0	19	6.3	10	
SARIC (MIN)3-0	65	7-18	.389	2-7	.286	3-4	.750	4	14	18	4	3-0	3	4	0	19	6.3	10	
DENG	1-0	7	2-3	.667	0-1	.000	1-1	1.000	0	1	1	1	2-0	1	0	0	5	5.0	5
BAYLESS (TOT)2-0	24	4-9	.444	1-3	.333	0-0	---	---	1	0	1	3	2-0	2	1	0	9	4.5	7
BAYLESS (MIN)2-0	24	4-9	.444	1-3	.333	0-0	---	---	1	0	1	3	2-0	2	1	0	9	4.5	7
NUNNALLY	2-0	10	2-4	.500	2-4	.500	0-0	---	0	1	1	1	1-0	0	0	0	6	3.0	6
TOLLIVER	4-0	49	1-6	.167	1-5	.200	2-2	1.000	1	7	8	3	3-0	0	0	0	5	1.3	3
TIMBERWOLVES4	960	159-357	.445	37-107	.346	92-111	.829	46	131	177	93	92-2	37	44	16	447	111.8	128	
SPURS	4	960	161-349	.461	49-109	.450	70-89	.787	51	138	189	105	86-0	14	63	19	441	110.3	124

NEW ORLEANS PELICANS

5800 Airline Drive • Metairie, LA 70003
(504) 593-4700 • www.pelicans.com



Owner Gayle Benson
President Dennis Lauscha
Executive Vice President of Basketball Operations David Griffin
General Manager Trajan Langdon
Vice President of Basketball Operations/Team Development Swin Cash
Head Coach Alvin Gentry
Assistant Coaches Jeff Bzdelik, Chris Finch, Fred Vinson
..... Jamelle McMillan, Michael Ruffin, Joe Boylan
Head Strength & Conditioning Coach Jason Summerlin
Vice President of Player Care & Performance Aaron Nelson
Communications Greg Bensel, Matt Ryan, Will McClaran, Chris Trahan
Home Court Smoothie King Center (16,867, built in 1999)
Radio ESPN New Orleans (100.3 FM): Todd Graffagnini, John DeShazer
..... Daniel Sallerson, Caroline Gonzalez
Television FOX Sports New Orleans: Joel Meyers, Antonio Daniels, Jen Hale



Alvin Gentry

2019-20 SCHEDULE VS. PELICANS

1/22	Wednesday	7:00 p.m.	at New Orleans
3/18	Wednesday	7:00 p.m.	at New Orleans
4/5	Sunday	6:00 p.m.	in San Antonio
4/15	Wednesday	6:30 p.m.	in San Antonio

2018-19 RESULTS VS. PELICANS

11/3	W, 109-95	in San Antonio
11/19	L, 140-126	at New Orleans
1/26	W, 126-114	at New Orleans
2/2	W, 113-108	in San Antonio

ALL-TIME RESULTS

02-03:	SA 2-0	11-12:	SA 4-0
03-04:	Tied 1-1	12-13:	SA 3-1
04-05:	SA 4-0	13-14:	SA 4-0
05-06:	SA 3-1	14-15:	NO 3-1
06-07:	SA 4-0	15-16:	SA 3-1
07-08:	Tied 2-2	16-17:	SA 3-1
08-09:	Tied 2-2	17-18:	NO 3-1
09-10:	SA 4-0	18-19:	SA 3-1
10-11:	Tied 2-2	TOTALS:	SA 46-18

SPURS-PELICANS SERIES NOTES

OVERALL RECORD: 46-18 **HOME:** 27-5 **ROAD:** 19-13 **OT:** 4-0
CURRENT STREAK: Won 2 **HOME:** W 3 **ROAD:** W 1
SPURS BIGGEST WIN: 35, 112-77 on 12/23/06 at Oklahoma City
SPURS BIGGEST LOSS: 25, 100-75 on 3/12/08 at New Orleans
SPURS LAST WIN AT HOME: 113-108 on 2/2/19
SPURS LAST LOSS AT HOME: 121-116 on 2/28/18
SPURS LAST WIN ON THE ROAD: 126-114 on 1/26/19
SPURS LAST LOSS ON THE ROAD: 140-126 on 11/19/18

DID YOU KNOW?

New Orleans Head Coach Alvin Gentry was an assistant coach with the Spurs from 1988-90, alongside then assistant coach Gregg Popovich and SS&E CEO R.C. Buford ... Gregg Popovich won his 521st road game on 1/26/19 at New Orleans, becoming the NBA's all-time winnigest coach on the road ... Coach Popovich is just the third coach in NBA history to reach 500 road wins and the fastest to ever do so (835 games) ... with a 100-92 victory over New Orleans on 3/30/16, the Spurs set the NBA record for most home wins to start a season (38) and also set the NBA record with the Golden State Warriors for most games into a season without consecutive losses (75) ... Pelicans General Manager Trajan Langdon served as a scout for the Spurs from 2012-15 ... Pelicans Jaxson Hayes, from the University of Texas, was selected No. 8 in the 2019 NBA Draft ... Texas has produced 18 first-round selections, including Spurs veteran LaMarcus Aldridge (No. 2 overall pick in 2006) ... Pelicans rookie Nicolo Melli and Spurs Marco Belinelli have both played for the Italian national team ... Belinelli played two seasons with New Orleans from 2010-2012, averaging 11.1 points and 2.2 rebounds in 146 appearances.

2018-19 SEASON SERIES (3-1) SAN ANTONIO SPURS VS. NEW ORLEANS

PLAYER	G-GS	MIN	FG-FGA	PCT	3FG-FGA	PCT	FT-FTA	PCT	OFF DEF TOT	AST	PF-DO	STL	TO	BLK	PTS	AVG	HI
ALDRIDGE	4-4	125	37-72	.514	0-0	---	8-9	.889	14 34 48	12	9-0	1	5	0	82	20.5	28
DEROZAN	3-3	98	21-53	.396	0-3	.000	18-19	.947	4 11 15	14	6-0	1	6	1	60	20.0	26
GAY	4-4	107	21-53	.396	5-13	.385	15-15	1.000	6 23 29	9	10-0	2	6	1	62	15.5	22
CUNNINGHAM	3-2	91	14-19	.737	9-11	.818	3-4	.750	8 9 17	8	6-0	2	2	2	40	13.3	19
BEJINELLI	4-0	99	19-35	.543	7-16	.438	5-7	.714	1 5 6	11	4-0	5	1	0	50	12.5	17
FORBES	4-4	115	17-35	.486	8-19	.421	8-9	.889	0 6 6	9	8-0	5	4	0	50	12.5	20
MILLS	4-0	85	12-25	.480	8-15	.533	3-5	.600	0 13 13	14	8-0	2	4	1	35	8.8	15
GASOL	3-1	50	10-17	.588	0-1	.000	1-2	.500	3 14 17	11	4-0	1	3	1	21	7.0	13
WALKER	1-0	15	3-6	.500	1-2	.500	0-0	---	0 5 5	1	2-0	1	1	0	7	7.0	7
D. WHITE	3-2	65	8-22	.364	1-7	.143	1-1	1.000	2 8 10	10	8-0	2	4	2	18	6.0	12
EUBANKS	1-0	6	2-3	.667	0-0	---	0-0	---	1 0 1	0	0-0	0	2	0	4	4.0	4
POEHLT	4-0	28	5-8	.625	0-0	---	6-10	.600	4 3 7	3	5-0	1	3	1	16	4.0	11
BERTANS	2-0	29	3-8	.375	0-4	.000	1-2	.500	0 6 6	4	3-0	0	1	0	7	3.5	5
PONDEXTER	4-0	25	5-9	.556	1-2	.500	3-4	.750	1 4 5	1	1-0	2	0	0	14	3.5	10
METU	4-0	21	4-8	.500	0-1	.000	0-0	---	1 2 3	3	2-0	1	2	0	8	2.0	8
SPURS	4	960	181-373	.485	40-94	.426	72-87	.828	45 143 188	110	76-0	25	45	9	474	118.5	126
PELICANS	4	960	183-371	.493	33-109	.303	58-80	.725	35 138 173	108	78-0	25	44	23	457	114.3	140

2018-19 SEASON SERIES (1-3) NEW ORLEANS PELICANS VS. SAN ANTONIO

PLAYER	G-GS	MIN	FG-FGA	PCT	3FG-FGA	PCT	FT-FTA	PCT	OFF DEF TOT	AST	PF-DO	STL	TO	BLK	PTS	AVG	HI
HOLIDAY	4-4	135	36-70	.514	6-17	.353	16-23	.696	5 17 22	24	6-0	2	10	2	94	23.5	29
DAVIS	2-2	72	18-35	.514	0-3	.000	10-13	.769	3 14 17	7	4-0	4	5	7	46	23.0	29
MIRIOTIC	2-2	64	13-23	.565	5-10	.500	4-4	1.000	1 20 21	7	4-0	1	0	1	35	17.5	22
RANDLE	2-0	52	12-22	.545	0-3	.000	7-15	.467	8 12 20	12	4-0	2	2	1	31	15.5	21
MOORE	3-3	83	18-31	.581	4-7	.571	1-2	.500	3 3 6	8	6-0	2	6	0	41	13.7	24
JACKSON	4-1	94	21-46	.457	3-17	.176	7-9	.778	2 4 6	7	10-0	2	1	0	52	13.0	25
MILLER	4-1	96	11-30	.367	5-19	.263	4-4	1.000	0 6 6	8	11-0	2	2	1	31	7.8	11
OKAFOR	4-2	63	13-20	.650	0-0	---	4-5	.800	5 18 23	4	7-0	2	1	6	30	7.5	24
WILLIAMS	2-0	36	6-8	.750	2-4	.500	0-0	---	0 8 8	3	4-0	0	2	0	14	7.0	12
CLARK	4-0	56	10-21	.476	4-11	.364	0-0	---	0 7 7	6	6-0	1	5	1	24	6.0	15
PAYTON	1-1	30	3-13	.231	0-3	.000	0-0	---	0 3 3	5	0-0	0	1	0	6	6.0	6
DIALLO	4-0	46	9-13	.692	0-0	---	3-3	1.000	2 9 11	3	2-0	3	1	2	21	5.3	13
FRAZIER	3-0	50	7-19	.368	1-5	.200	0-0	---	4 5 9	15	7-0	2	2	0	15	5.0	9
HILL	2-2	42	3-11	.273	1-5	.200	2-2	1.000	2 6 8	4	3-0	0	1	0	9	4.5	7
JOHNSON	3-2	42	3-9	.333	2-5	.400	0-0	---	0 6 6	1	4-0	2	3	1	8	2.7	5
PELICANS	4	960	183-371	.493	33-109	.303	58-80	.725	35 138 173	108	78-0	25	44	23	457	114.3	140
SPURS	4	960	181-373	.485	40-94	.426	72-87	.828	45 143 188	110	76-0	25	45	9	474	118.5	126

NEW YORK KNICKS



David Fizdale

Two Pennsylvania Plaza • New York, NY 10121-0091
(212) 465-6471 • www.knicks.com

Executive Chairman & CEO, MSG James L. Dolan
President, MSG Andrew Lustgarten
President, Knicks Steve Mills
General Manager, Knicks Scott Perry
Head Coach David Fizdale
Assistant Coaches Jud Buechler, Kaleb Canales, Mike Miller, Royal Ivey,
Keith Smart, Pat Sullivan
Head Athletic Trainer Roger Hinds
Senior VP, Public Relations MSG Sports Patrick Sandusky
Media Relations Gregg Schwartz, Derek Lapinski, Brittany Stamoulis
Home Court Madison Square Garden (19,812, built in 1968)
Radio ESPN Radio (98.7 FM): Ed Cohen, Brendan Brown
Television MSG Network: Mike Breen, Walt Frazier, Rebecca Haarlow



2019-20 SCHEDULE VS. KNICKS

10/23 Wednesday 7:30 p.m. in San Antonio
11/23 Saturday 7:30 p.m. at New York

2018-19 RESULTS VS. KNICKS

2/24 L, 130-118 at New York
3/15 W, 109-83 in San Antonio

ALL-TIME RESULTS

76-77:	SA 3-1	98-99:	DNP
77-78:	Tied 2-2	99-00:	Tied 1-1
78-79:	SA 3-1	00-01:	NY 2-0
79-80:	NY 4-2	01-02:	SA 2-0
80-81:	SA 2-0	02-03:	NY 2-0
81-82:	SA 2-0	03-04:	SA 2-0
82-83:	NY 2-0	04-05:	Tied 1-1
83-84:	NY 2-0	05-06:	SA 2-0
84-85:	Tied 1-1	06-07:	SA 2-0
85-86:	Tied 1-1	07-08:	SA 2-0
86-87:	Tied 1-1	08-09:	Tied 1-1
87-88:	Tied 1-1	09-10:	SA 2-0
88-89:	Tied 1-1	10-11:	Tied 1-1
89-90:	Tied 1-1	11-12:	SA 1-0
90-91:	Tied 1-1	12-13:	NY 2-0
91-92:	SA 2-0	13-14:	Tied 1-1
92-93:	NY 2-0	14-15:	Tied 1-1
93-94:	Tied 1-1	15-16:	SA 2-0
94-95:	Tied 1-1	16-17:	Tied 1-1
95-96:	Tied 1-1	17-18:	SA 2-0
96-97:	NY 2-0	18-19:	Tied 1-1
97-98:	SA 2-0	TOTALS:	SA 53-40

SPURS-KNICKS SERIES NOTES

OVERALL RECORD: 53-40 **HOME:** 36-11 **ROAD:** 17-29 **OT:** 3-5
CURRENT STREAK: Won 1 **HOME W:** 5 **ROAD L:** 1
SPURS BIGGEST WIN: 31, 120-89 on 11/10/13 at New York
SPURS BIGGEST LOSS: 22, 104-82 on 1/15/01 at New York
SPURS LAST WIN AT HOME: 109-83 on 3/15/19
SPURS LAST LOSS AT HOME: 105-101 on 1/2/14
SPURS LAST WIN ON THE ROAD: 100-91 on 1/2/18
SPURS LAST LOSS ON THE ROAD: 130-118 on 2/24/19

DID YOU KNOW?

The Spurs beat the Knicks 4-1 in the 1999 NBA Finals to claim the first NBA Championship in franchise history ... Tim Duncan was the Finals MVP, averaging 27.4 points and 14.0 rebounds in the five game series ... Duncan passed John Stockton as the NBA leader for most wins with one team when the Spurs defeated the Knicks 94-84 at Madison Square Garden on 11/2/16 ... the 39,554 fans that packed the Alamodome to see the Spurs defeat the Knicks 80-67 in Game 2 of the NBA Finals on 6/18/99 was the largest crowd to ever witness a Spurs game in the Dome and the second-largest crowd to ever see an NBA Finals game ... Spurs guard DeMar DeRozan played his freshman year at USC with Knicks forward Taj Gibson during the 2008-09 season ... DeRozan (No. 9 overall) and Gibson (No. 26 overall) were drafted in 2009, representing the only year in USC Basketball history that two players were selected in the first round ... Knicks 2019 No. 3 draft pick RJ Barrett and Spurs Trey Lyles both hail from Canada ... three New York assistant coaches have Texas ties- Royal Ivey was a Texas Longhorn, Kaleb Canales attended University of Texas at Arlington and Mike Miller went to East Texas State.

2018-19 SEASON SERIES (1-1) SAN ANTONIO SPURS VS. NEW YORK

PLAYER	G-GS	MIN	FG-FGA	PCT	3FG-FGA	PCT	FT-FTA	PCT	OFF	DEF	TOT	AST	PF-DQ	STL	TO	BLK	PTS	AVG	HI
DEROZAN	2-2	58	18-33	.545	0-0	---	9-11	.818	0	13	13	11	6-0	3	3	1	45	22.5	32
ALDRIDGE	2-2	48	15-26	.577	0-0	---	6-6	1.000	1	12	14	1	4-0	0	2	2	36	18.0	18
FORBES	2-2	52	9-19	.474	5-13	.385	5-5	1.000	2	5	7	3	4-0	0	1	0	28	14.0	15
POEHLT	2-1	46	12-14	.857	0-0	---	0-1	.000	8	10	18	4	2-0	2	1	5	24	12.0	12
GAY	2-1	45	9-18	.500	2-4	.500	2-3	.667	0	8	8	6	1-0	2	0	0	22	11.0	12
BELINELLI	2-0	46	7-15	.467	2-7	.286	4-4	1.000	0	3	3	3	3-0	1	1	0	20	10.0	12
MILLS	2-0	60	6-23	.261	3-12	.250	2-2	1.000	0	4	4	9	4-0	0	5	0	17	8.5	9
BERTANS	2-1	44	4-12	.333	1-8	.125	4-4	1.000	3	7	10	1	4-0	0	0	1	13	6.5	9
PONDEXTER	2-0	14	3-5	.600	0-0	---	3-3	1.000	1	3	4	2	1-0	0	0	0	9	4.5	7
D. WHITE	1-1	21	1-5	.200	0-0	---	1-2	.500	1	3	4	7	0-0	0	2	1	3	3.0	3
CUNNINGHAM	2-0	30	2-4	.500	0-1	.000	0-0	---	2	1	3	0	1-0	2	0	0	4	2.0	4
METU	2-0	7	2-4	.500	0-0	---	0-0	---	0	2	2	0	1-0	0	1	0	4	2.0	4
WALKER	1-0	5	1-2	.500	0-0	---	0-0	---	0	0	0	1	1-0	1	0	0	2	2.0	2
GASOL	1-0	6	0-2	.000	0-0	---	0-0	---	2	3	5	1	1-0	0	0	0	0	0.0	0
SPURS	2	480	89-182	.489	13-45	.289	36-41	.878	20	75	95	49	33-0	11	17	10	227	113.5	118
KNICKS	2	480	85-184	.462	24-57	.421	19-28	.679	21	69	90	46	40-0	9	23	11	213	106.5	130

2018-19 SEASON SERIES (1-1) NEW YORK KNICKS VS. SAN ANTONIO

PLAYER	G-GS	MIN	FG-FGA	PCT	3FG-FGA	PCT	FT-FTA	PCT	OFF	DEF	TOT	AST	PF-DQ	STL	TO	BLK	PTS	AVG	HI	
DOTSON	2-2	72	18-36	.500	1-19	.053	1-2	.500	0	7	7	4	4-0	3	0	0	48	24.0	27	
SMITH (TOT)	2-2	68	17-35	.486	2-7	.286	5-7	.714	0	7	7	17	6-0	4	4	0	41	20.5	22	
SMITH (NY)	1-1	30	8-17	.471	1-1	1.000	2-3	.667	0	6	6	13	3-0	2	0	0	19	19.0	9	
MUDIAY	2-1	55	14-24	.583	5-9	.556	0-0	---	0	4	4	3	2-0	0	7	0	33	16.5	19	
ALLEN	1-0	28	7-10	.700	2-2	1.000	0-0	---	1	2	3	1	1-0	3	2	0	16	16.0	16	
KNOX	2-2	58	10-25	.400	2-8	.250	4-7	.571	0	10	10	13	6-0	0	2	2	26	13.0	19	
JORDAN (TOT)	3-3	102	12-17	.706	0-0	---	4-7	.571	9	32	41	12	8-0	2	9	3	28	9.3	11	
JORDAN (NY)	1-1	31	5-7	.714	0-0	---	1-1	1.000	4	9	13	9	4-0	0	3	0	11	11.0	11	
THOMAS	2-1	45	8-16	.500	2-5	.400	0-0	---	4	5	9	2	6-0	0	1	0	18	9.0	16	
ROBINSON	2-0	51	5-10	.500	0-0	---	7-11	.636	10	14	24	2	5-0	1	2	7	17	8.5	15	
TRIER	2-0	46	5-20	.250	0-7	.000	3-3	1.000	1	6	7	2	3-0	0	2	0	13	6.5	9	
VONLEH	2-2	27	3-8	.375	0-1	.000	1-1	1.000	1	2	3	4	5-0	0	1	1	7	3.5	4	
JENKINS (TOT)	2-0	20	2-6	.333	1-2	.500	0-0	---	0	3	3	2	0-0	0	0	0	5	2.5	3	
JENKINS (NY)	2-0	20	2-6	.333	1-2	.500	0-0	---	0	3	3	2	0-0	0	0	0	5	2.5	3	
ELLENSON (TOT)	2-0	8	0-2	.000	0-1	.000	0-0	---	---	0	1	1	0	1-0	0	2	0	0	0.0	0
ELLENSON (NY)	2-0	8	0-2	.000	0-1	.000	0-0	---	0	1	1	0	1-0	0	2	0	0	0.0	0	
KORNET	1-0	10	0-3	.000	0-2	.000	0-0	---	0	0	0	1	0-0	0	0	1	0	0.0	0	
KNICKS	2	480	85-184	.462	24-57	.421	19-28	.679	21	69	90	46	40-0	9	23	11	213	106.5	130	
SPURS	2	480	89-182	.489	13-45	.289	36-41	.878	20	75	95	49	33-0	11	17	10	227	113.5	118	

208 Thunder Dr. • Oklahoma City, OK 73102
(405) 208-4800 • www.okcthunder.com



Chairman Clayton I. Bennett
Executive Vice President/General Manager Sam Presti
Vice President of Basketball Operations Troy Weaver
Executive Vice President/Chief Administrative Officer Danny Barth
Head Coach Billy Donovan
Assistant Coaches David Akinyooye, Vin Bhavnani, Dane Bliss, Maurice Cheeks
Mark Daigneault, Brian Keefe, Mike Wilks
Vice President of Player & Human Performance Dr. Donnie Strack
Vice President of Basketball Communications Matt Tumbleson
Basketball Communications John Read, Laila Wani, Shelby Willingham
Home Court Chesapeake Energy Arena (18,203, built in 1995)
Radio Thunder Radio Network/WLWS (98.1 FM/640 AM); Matt Pinto
Spanish Radio WKY (930 AM); Eleno Ornales
Television Fox Sports Oklahoma; Michael Cage, Chris Fisher, Nick Gallo



Billy Donovan

2019-20 SCHEDULE VS. THUNDER

11/7	Thursday	7:30 p.m.	in San Antonio
1/2	Thursday	7:30 p.m.	in San Antonio
2/11	Tuesday	7:00 p.m.	at Oklahoma City
2/23	Sunday	6:00 p.m.	at Oklahoma City

2018-19 RESULTS VS. THUNDER

1/10	W, 154-147	in San Antonio
1/12	L, 122-112	at Oklahoma City
3/2	W, 116-102	in San Antonio

ALL-TIME RESULTS

76-77:	SA 3-1	98-99:	SA 2-1
77-78:	Tied 2-2	99-00:	Tied 2-2
78-79:	Tied 2-2	00-01:	SA 3-1
79-80:	Tied 1-1	01-02:	Tied 2-2
80-81:	SA 3-2	02-03:	SA 3-1
81-82:	SA 4-1	03-04:	SA 4-0
82-83:	SEA 4-1	04-05:	Tied 2-2
83-84:	SEA 3-2	05-06:	SA 2-1
84-85:	SA 4-1	06-07:	SA 4-0
85-86:	SEA 3-2	07-08:	SA 2-1
86-87:	SEA 4-1	08-09:	Tied 2-2
87-88:	SA 3-2	09-10:	SA 3-1
88-89:	SA 4-0	10-11:	SA 3-0
89-90:	SA 3-1	11-12:	SA 2-1
90-91:	SA 3-1	12-13:	Tied 2-2
91-92:	SA 3-1	13-14:	OKC 4-0
92-93:	SA 3-1	14-15:	SA 2-1
93-94:	SEA 4-0	15-16:	Tied 2-2
94-95:	Tied 2-2	16-17:	SA 2-1
95-96:	Tied 2-2	17-18:	Tied 2-2
96-97:	SEA 4-0	18-19:	SA 2-1
97-98:	Tied 2-2	TOTALS:	SA 94-76

SPURS-THUNDER SERIES NOTES

OVERALL RECORD: 94-76 **HOME:** 63-23 **ROAD:** 31-53 **OT:** 7-2

CURRENT STREAK: Won 1 **HOME:** W 8 **ROAD:** L 3

SPURS BIGGEST WIN: 41, 120-79 on 3/25/07 at Seattle

SPURS BIGGEST LOSS: 38, 105-67 on 4/18/01 at Seattle

SPURS LAST WIN AT HOME: 116-102 on 3/2/19

SPURS LAST LOSS AT HOME: 114-106 on 12/25/14

SPURS LAST WIN ON THE ROAD: 100-95 on 3/31/17

SPURS LAST LOSS ON THE ROAD: 122-112 on 1/12/19

DID YOU KNOW?

The Spurs set a new NBA record shooting 84.2 percent (16-19) from behind the arc (10+ makes) in a 154-147 double-overtime win on 1/10/19 ... set a San Antonio franchise record by converting on their first 14 three-point attempts before recording a miss and LaMarcus Aldridge poured in a career-high 56 points (20-33 FG, 16-16 FT) ... Spurs trio of Tim Duncan, Tony Parker and Manu Ginobili became the all-time winningest trio in NBA playoff history with 111 wins after a 112-77 win over the Thunder in Game 2 of the 2014 Western Conference Finals ... Duncan, Parker and Ginobili also set a new record for most games played by a trio in NBA history by playing their 730th career game together in Oklahoma City on 4/7/15 ... Oklahoma City general manager Sam Presti was a member of the Spurs front office from 2000-07, ascending to assistant general manager ... Thunder forward Danilo Gallinari and Spurs guard Marco Belinelli were teammates on the Italian Men's National Basketball Team, including the 2019 FIBA World Cup ... Spurs forward DeMarre Carroll played two seasons in Atlanta with Oklahoma's Dennis Schroder and Mike Muscala from 2013-15 ... Chris Paul was picked No. 4 in the 2005 NBA Draft, tying the second-highest draft selection in Wake Forest history behind Spurs Hall of Famer and assistant coach Tim Duncan, the No. 1 pick in the 1997 NBA Draft.

2018-19 SEASON SERIES (2-1) SAN ANTONIO SPURS VS. OKLAHOMA CITY

PLAYER	G-GS	MIN	FG-FGA	PCT	3FG-FGA	PCT	FT-FTA	PCT	O	OFF	DEF	TOT	AST	PF	DO	STL	TO	BLK	PTS	AVG	HIG
ALDRIDGE	3-3	116	38-65	.585	0-1	.000	24-24	1.000	7	21	28	8	4-0	2	5	5	100	33.3	56		
GAY	1-0	26	9-16	.563	2-3	.667	2-2	1.000	1	7	8	1	2-0	1	1	0	22	22.0	22		
DEROZAN	3-3	118	22-57	.386	0-0	---	8-15	.533	3	17	20	22	8-0	2	12	2	52	17.3	18		
BELINELLI	3-0	60	15-26	.577	9-13	.692	8-10	.800	0	2	2	3	3-0	0	3	1	47	15.7	24		
D. WHITE	3-3	109	19-35	.543	3-9	.333	4-7	.571	2	18	20	14	10-0	5	8	5	45	15.0	23		
FORBES	3-3	96	16-31	.516	7-15	.467	5-6	.833	1	15	16	3	4-0	3	5	0	44	14.7	16		
BERTANS	3-0	77	9-17	.529	9-17	.529	1-1	1.000	0	10	10	3	9-0	3	2	3	28	9.3	12		
MILLS	3-0	64	8-19	.421	3-9	.333	1-1	1.000	2	4	6	11	11-0	2	3	0	20	6.7	14		
POEHLT	3-1	52	4-9	.444	0-0	---	3-4	.750	12	6	18	3	5-0	2	1	5	11	3.7	6		
CUNNINGHAM	3-0	6	3-4	.750	1-1	1.000	1-2	.500	1	2	3	1	1-0	0	0	0	8	2.7	7		
EUBANKS	2-0	6	1-2	.500	0-0	---	0-0	---	0	3	3	1	0-0	0	1	0	2	1.0	2		
GASOL	2-2	30	1-3	.333	0-1	.000	0-0	---	0	9	9	3	0-0	1	1	2	2	1.0	2		
PONDEXTER	2-0	6	0-1	.000	0-0	---	1-2	.500	0	0	0	1	1-0	0	0	0	1	0.5	1		
WALKER	1-0	2	0-1	.000	0-0	---	0-0	---	0	1	1	0	0-0	0	0	0	0	0.0	0		
SPURS	3	770	145-286	.507	34-69	.493	58-74	.784	29	115	144	77	62-0	21	42	23	382	127.3	154		
THUNDER	3	770	141-295	.478	33-87	.379	56-77	.727	32	109	141	74	59-1	25	33	12	371	123.7	147		

2018-19 SEASON SERIES (1-2) OKLAHOMA CITY THUNDER VS. SAN ANTONIO

PLAYER	G-GS	MIN	FG-FGA	PCT	3FG-FGA	PCT	FT-FTA	PCT	OFF DEF TOT	AST	PF	DO	STL	TO	BLK	PTS	AVG	HI
GEORGE	2-2	81	16-42	.381	5-14	.357	11-13	.846	1 18 19	5	1-0	5 4	0	48	24.0	30		
WESTBROOK	3-3	116	27-63	.429	2-11	.182	11-17	.647	5 27 32	39	10-0	5 14	0	67	22.3	24		
SCHRODER	3-1	93	19-46	.413	3-11	.273	10-14	.714	3 5 8	13	10-0	5 4	0	51	17.0	19		
GRANT	3-3	105	19-41	.463	5-17	.294	6-8	.750	6 16 22	5	10-1	0 3	5	49	16.3	25		
ADAMS	3-3	97	18-29	.621	0-0	---	12-17	.706	12 17 29	3	12-0	6 4	4	48	16.0	19		
FELTON	1-0	22	6-9	.667	1-3	.333	0-0	---	0 0 0	1	0-0	0 0	0	13	13.0	13		
FERGUSON	3-3	108	13-23	.565	10-17	.588	0-0	---	1 5 6	1	9-0	0 2	1	36	12.0	21		
MORRIS (TOT)	1-0	22	4-6	.667	1-2	.500	1-2	.500	0 3 3	1	1-0	1 0	1	0	10	10.0	10	
MORRIS (OKC)	1-0	22	4-6	.667	1-2	.500	1-2	.500	0 3 3	1	1-0	1 0	1	0	10	10.0	10	
NADER	3-0	54	11-16	.688	2-4	.500	2-2	1.000	2 8 10	5	1-0	2 1	1	26	8.7	15		
PATTERSON	2-0	34	6-10	.600	4-6	.667	0-0	---	1 5 6	3	1-0	0 1	0	16	8.0	13		
BURTON	1-0	2	1-2	.500	0-0	---	0-0	---	0 0 0	0	0-0	0 0	0	2	2.0	2		
NOEL	1-0	9	0-1	.000	0-0	---	2-2	1.000	1 1 2	0	1-0	1 0	1	2	2.0	2		
DIALLO	3-0	26	1-6	.167	0-1	.000	1-2	.500	0 4 4	1	2-0	0 0	0	3	1.0	2		
LUWAWU-CABARROTT	1-0	1	0-1	.000	0-1	.000	0-0	---	0 0 0	0	0-0	0 0	0	0	0.0	0		
THUNDER	3	770	141-295	.478	33-87	.379	56-77	.727	32 109 141	77	59-1	25 33	12	371	123.7	147		
SPURS	3	770	145-286	.507	34-69	.493	58-74	.784	29 115 144	74	62-0	21 42	23	382	127.3	154		

ORLANDO MAGIC

8701 Maitland Summit Blvd. • Orlando, FL 32810
(407) 916-2400 • www.orlandomagic.com



Steve Clifford

Chairman/Governor Dan DeVos
Chief Executive Officer/Alternate Governor Alex Martins
President of Basketball Operations Jeff Weltman
General Manager John Hammond
Assistant General Managers Pete D'Alessandro, Matt Lloyd
Director of Player Development & Basketball Operations Becky Bonner
Head Coach Steve Clifford
Assistant Coaches Mike Batiste, Tyrone Corbin, Pat Delany, Steve Hetzel
Bruce Kreutzer
High Performance Director David Tenney
Communications Joel Glass, George Galante
Trish Wingerson, Brooke Brumelow
Home Court Amway Center (18,846, built in 2010)
Radio The Game (96.9 FM): Dennis Neumann, Richie Adubat
Spanish Radio Salsa 98.1 FM (WNUF-FM): Joey Colon
Television FOX Sports Florida: David Steele, Jeff Turner, Dante Marchitelli



2019-20 SCHEDULE VS. MAGIC

11/15 Friday 7:00 p.m. at Orlando
2/29 Saturday 7:30 p.m. in San Antonio

2018-19 RESULTS VS. MAGIC

11/4 L, 117-110 in San Antonio
12/19 W, 129-90 at Orlando

ALL-TIME RESULTS

89-90: Tied 1-1 05-06: Tied 1-1
90-91: SA 3-1 06-07: Tied 1-1
91-92: Tied 1-1 07-08: SA 2-0
92-93: SA 2-0 08-09: ORL 2-0
93-94: SA 2-0 09-10: Tied 1-1
94-95: Tied 1-1 10-11: Tied 1-1
95-96: Tied 1-1 11-12: SA 2-0
96-97: Tied 1-1 12-13: SA 2-0
97-98: SA 2-0 13-14: SA 2-0
98-99: SA 1-0 14-15: SA 2-0
99-00: Tied 1-1 15-16: SA 2-0
00-01: Tied 1-1 16-17: Tied 1-1
01-02: SA 2-0 17-18: Tied 1-1
02-03: SA 2-0 18-19: Tied 1-1
03-04: SA 2-0 **TOTALS:** SA 43-18
04-05: Tied 1-1

SPURS-MAGIC SERIES NOTES

OVERALL RECORD: 43-18 **HOME:** 25-6 **ROAD:** 18-12 **OT:** 2-3
CURRENT STREAK: Won 1 **HOME:** L 1 **ROAD:** W 1
SPURS BIGGEST WIN: 39, 129-90 on 12/19/18 at Orlando
SPURS BIGGEST LOSS: 27, 114-87 on 10/27/17 at Orlando
SPURS LAST WIN AT HOME: 108-72 on 3/13/18
SPURS LAST LOSS AT HOME: 117-110 on 11/4/18
SPURS LAST WIN ON THE ROAD: 129-90 on 12/19/18
SPURS LAST LOSS ON THE ROAD: 114-87 on 10/27/17

DID YOU KNOW?

Prior to sweeping the season series 2-0 in 2008-09, the Magic had never won a season series against the Spurs ... Spurs forward Rudy Gay was the second-leading scoring on the Kings during the 2014-15 season, in which current Magic assistant coach Tyrone Corbin began as an assistant for Sacramento and later became interim head coach in December of that season ... Orlando assistant coach Steve Hetzel began his NBA career with San Antonio as the assistant video coordinator under Spurs head coach Gregg Popovich in 2005-06 ... Magic guard/forward Terrence Ross (2012-17) was teammates with Spurs guard DeMar DeRozan (2009-18) and center Jakob Poeltl (2016-18) in Toronto ... During the 2017-18 season the Spurs secured their largest margin of victory ever against the Magic, 36, while also suffering their all-time biggest margin of defeat to Orlando, 27, as well ... Orlando's Al-Farouq Aminu and Spurs Chimezie Metu competed on the Nigerian national team and the 2019 FIBA World Cup ... University of Texas product Mo Bamba was selected 6th overall in the 2018 draft by Orlando.

2018-19 SEASON SERIES (1-1) SAN ANTONIO SPURS VS. ORLANDO

PLAYER	G-GS	MIN	FG-FGA	PCT	3FG-FGA	PCT	FT-FTA	PCT	OFF	DEF	TOT	AST	PF	DO	STL	BLK	PTS	AVG	HI
DEROZAN	2-2	63	16-28	.571	1-4	.250	9-10	.900	1	13	14	11	3-0	3	5	0	42	21.0	25
ALDRIDGE	2-2	60	12-23	.522	0-2	.000	10-11	.909	1	8	9	7	2-0	2	6	0	34	17.0	20
BELINELLI	2-0	38	11-18	.611	6-11	.545	5-5	1.000	0	5	5	5	4-0	0	2	0	33	16.5	18
FORBES	2-2	51	12-21	.571	5-9	.556	1-1	1.000	1	4	5	3	7-0	0	3	0	30	15.0	17
GAY	1-1	23	6-9	.667	0-1	.000	2-2	1.000	0	6	6	0	0	0	0	1	14	14.0	14
GASOL	1-0	23	4-7	.571	1-2	.500	3-6	.500	1	7	8	5	3-0	0	0	2	12	12.0	12
MILLS	2-0	49	8-20	.400	5-10	.500	0-0	---	0	5	5	3	4-0	1	0	0	21	10.5	16
D. WHITE	1-1	34	4-6	.667	1-2	.500	0-0	---	0	1	1	6	1-0	0	3	1	9	9.0	9
BERTANS	2-1	41	6-13	.462	5-10	.500	0-0	---	1	6	7	2	2-0	0	2	0	17	8.5	9
EUBANKS	1-0	10	3-3	1.000	0-0	---	1-2	.500	0	5	5	2	1-0	1	0	0	7	7.0	7
PONDER	2-0	19	2-3	.333	0-2	.000	6-7	.857	1	1	2	2	1-0	1	1	1	10	5.0	5
POELTL	2-0	36	2-6	.333	0-0	---	2-2	1.000	6	3	9	4	3-0	0	0	2	6	3.0	4
CUNNINGHAM	2-1	29	2-5	.400	0-1	.000	0-0	---	1	9	10	4	3-0	0	0	2	4	2.0	4
METU	1-0	4	0-0	---	0-0	---	0-0	---	1	1	2	0	1-0	0	0	0	0	0.0	0
SPURS	2	480	88-165	.533	24-54	.444	39-46	.848	14	74	88	54	36-0	8	22	9	239	119.5	129
MAGIC	2	480	80-180	.444	24-63	.381	23-35	.657	22	54	76	48	40-0	12	22	7	207	103.5	117

2018-19 SEASON SERIES (1-1) ORLANDO MAGIC VS. SAN ANTONIO

PLAYER	G-GS	MIN	FG-FGA	PCT	3FG-FGA	PCT	FT-FTA	PCT	OFF	DEF	TOT	AST	PF	DO	STL	BLK	PTS	AVG	HI
GORDON	2-2	73	15-30	.500	6-13	.462	2-4	.500	3	14	17	7	7-0	1	4	0	38	19.0	26
AUGUSTIN	2-2	57	12-20	.600	4-8	.500	7-8	.875	3	3	6	9	3-0	0	1	0	35	17.5	18
FOURNIER	2-2	57	12-20	.600	4-14	.286	0-0	---	1	2	3	8	2-0	4	6	0	28	14.0	16
VUCEVIC	1-1	32	6-11	.545	0-1	.000	1-3	.333	0	8	8	3	1-0	1	0	1	13	13.0	13
ROSS	2-0	53	9-23	.391	4-7	.571	2-2	1.000	2	3	5	5	3-0	1	0	0	24	12.0	17
ISAAC	1-1	25	4-8	.500	2-4	.500	0-0	---	2	3	5	1	1-0	0	0	0	10	10.0	10
BAMBA	2-1	41	8-18	.444	0-4	.000	3-6	.500	8	11	19	3	7-0	2	1	3	19	9.5	12
GRANT	2-0	39	7-12	.583	3-6	.500	0-3	.000	0	3	3	9	2-0	1	1	0	17	8.5	9
SIMMONS	2-0	34	4-8	.500	0-2	.000	0-0	---	1	2	3	2	2-0	1	2	1	8	4.0	8
IWUNDO	2-1	30	2-10	.200	1-2	.500	2-2	1.000	1	1	2	0	3-0	1	3	7	3.5	5	
MARTIN	2-0	13	1-4	.250	0-1	.000	4-5	.800	1	4	5	1	5-0	0	1	1	6	3.0	5
BIRCH	1-0	19	0-1	.000	0-0	---	2-2	1.000	0	0	0	0	4-0	0	0	0	2	2.0	2
BRISCOE	1-0	6	0-5	.000	0-1	.000	0-0	---	0	0	0	0	0-0	0	0	0	0	0.0	0
MAGIC	2	480	80-180	.444	24-63	.381	23-35	.657	22	54	76	48	40-0	12	22	7	207	103.5	117
SPURS	2	480	88-165	.533	24-54	.444	39-46	.848	14	74	88	54	36-0	8	22	9	239	119.5	129

3 Banner Way • Camden, NJ 08103
(215) 339-7600 • www.sixers.com



Managing Partner Josh Harris
Co-Managing Partner David Blitzer
Chief Executive Officer Scott O'Neil
President, Business Operations Chris Heck
General Manager Elton Brand
Head Coach Brett Brown
Assistant Coaches Joseph Blair, John Bryant, Ime Udoka, Kevin Young
Head Athletic Trainer Kevin Johnson
Public Relations Dave Sholler, Lara Toscani Weems, Patrick Rees
Home Court Wells Fargo Center (20,155, built in 1996)
Radio The Fanatic (97.5 FM): Tom McGinnis
Television NBC Sports Philadelphia, NBC Sports Philadelphia+: Marc Zumoff,
Alaa Abdelnaby, Serena Winter



Brett Brown

2019-20 SCHEDULE VS. SIXERS

11/22 Friday 8:00 p.m. at Philadelphia
4/10 Friday 7:30 p.m. in San Antonio

2018-19 RESULTS VS. SIXERS

12/17 W, 123-96 in San Antonio
1/23 L, 122-120 at Philadelphia

ALL-TIME RESULTS

76-77:	SA 3-1	98-99:	SA 1-0
77-78:	PHI 3-1	99-00:	SA 2-0
78-79:	PHI 3-1	00-01:	Tied 1-1
79-80:	PHI 4-2	01-02:	Tied 1-1
80-81:	PHI 2-0	02-03:	Tied 1-1
81-82:	SA 2-0	03-04:	PHI 2-0
82-83:	Tied 1-1	04-05:	SA 2-0
83-84:	PHI 2-0	05-06:	Tied 1-1
84-85:	Tied 1-1	06-07:	SA 2-0
85-86:	Tied 1-1	07-08:	Tied 1-1
86-87:	Tied 1-1	08-09:	Tied 1-1
87-88:	Tied 1-1	09-10:	Tied 1-1
88-89:	Tied 1-1	10-11:	Tied 1-1
89-90:	Tied 1-1	11-12:	SA 2-0
90-91:	SA 2-0	12-13:	SA 2-0
91-92:	Tied 1-1	13-14:	SA 2-0
92-93:	SA 2-0	14-15:	SA 2-0
93-94:	SA 2-0	15-16:	SA 2-0
94-95:	SA 2-0	16-17:	SA 2-0
95-96:	SA 2-0	17-18:	PHI 2-0
96-97:	Tied 1-1	18-19:	Tied 1-1
97-98:	SA 2-0	TOTALS:	SA 58-37

SPURS-SIXERS SERIES NOTES

OVERALL RECORD: 58-37 **HOME:** 35-12 **ROAD:** 23-25 **OT:** 2-2
CURRENT STREAK: Lost 1 **HOME:** W 1 **ROAD:** L 2
SPURS BIGGEST WIN: 51, 119-68 on 12/7/15 at Philadelphia
SPURS BIGGEST LOSS: 33, 135-102 on 1/7/81 at Philadelphia
SPURS LAST WIN AT HOME: 123-96 on 12/17/18
SPURS LAST LOSS AT HOME: 97-78 on 1/26/18
SPURS LAST WIN ON THE ROAD: 111-103 on 2/8/17
SPURS LAST LOSS ON THE ROAD: 122-120 on 1/23/19

DID YOU KNOW?

Sixers head coach Brett Brown spent 11 seasons (2002-13) with the Spurs, including his last seven on the bench as an assistant coach under Gregg Popovich ... Philadelphia assistant coach Ime Udoka played for the Spurs in two different stints (2007-09 and 2010-11) and was an assistant coach with San Antonio from 2012-2019 ... Udoka was also a former teammate of LaMarcus Aldridge in Portland (2006-07) ... the Spurs made their NBA debut in Philadelphia on 12/22/76 defeating the Sixers 121-118 ... the game also marked the NBA debut of Hall of Famer Julius Erving ... the Sixers snapped their 17-game losing streak in San Antonio with an 83-77 victory on 1/3/04 ... the last time the Sixers were victorious in the Alamogordo before 2004 was a 108-102 win in the HemisFair Arena on 1/8/86 when Dr. J and Moses Malone still played for Philadelphia ... Philadelphia set a franchise record with 38 turnovers against the Spurs on 10/22/76 ... The Sixers snapped a 12-game losing skid to the Spurs on 1/3/18 and won their first season series against San Antonio since the 2003-04 season.

2018-19 SEASON SERIES (1-1) SAN ANTONIO SPURS VS. PHILADELPHIA

PLAYER	G-GS	MIN	FG-FGA	PCT	3FG-FGA	PCT	FT-FTA	PCT	OFF DEF TOT	AST	PF-DO	STL	TO	BLK	PTS	AVG	HI
DEROZAN	2-2	67	21-35	.600	0-0	---	4-5	.800	2 13 15	10	3-0	2	6	1	46	23.0	26
GAY	2-2	60	17-26	.654	1-7	.143	3-3	1.000	0 10 10	6	5-0	3	2	1	38	19.0	21
ALDRIDGE	2-2	62	13-26	.500	1-1	1.000	6-6	1.000	3 12 15	8	4-0	1	2	6	33	16.5	20
BERTANS	1-0	25	4-6	.667	3-4	.750	5-5	1.000	1 5 6	3	1-0	1	1	0	16	16.0	16
MILLS	2-0	44	8-14	.571	5-11	.455	4-5	.800	0 2 2	4	3-0	3	2	1	25	12.5	17
D. WHITE	1	54	10-18	.556	1-2	.500	2-2	1.000	0 7 7	9	3-0	2	3	4	23	11.5	15
BELINELLI	2-0	41	7-15	.467	6-13	.462	2-2	1.000	0 3 3	2	3-0	0	2	1	22	11.0	16
FORBES	2-2	54	8-16	.500	4-8	.500	0-0	---	1 7 8	6	4-0	0	2	0	20	10.0	14
EUBANKS	1-0	7	3-3	1.000	0-0	---	0-0	---	0 1 1	1	0-0	0	0	0	6	6.0	6
POEITL	2-0	34	4-7	.571	0-0	---	2-2	1.000	2 7 9	0	0-0	0	0	0	10	5.0	8
PONDEXTER	1-0	8	1-1	1.000	1-1	1.000	1-2	.500	0 2 3	0	1-0	0	0	0	2	2.0	2
CUNNINGHAM	2	24	0-2	.000	0-1	.000	0-0	---	0 3 3	3	2-0	1	1	1	0	0.0	0
SPURS	2	480	96-169	.568	22-50	.440	29-32	.906	9 72 81	52	29-0	13	22	15	243	121.5	123
76ERS	2	480	87-191	.455	28-73	.384	16-21	.762	25 58 83	64	29-0	12	23	10	218	109.0	122

2018-19 SEASON SERIES (1-1) PHILADELPHIA 76ERS VS. SAN ANTONIO

PLAYER	G-GS	MIN	FG-FGA	PCT	3FG-FGA	PCT	FT-FTA	PCT	OFF DEF TOT	AST	PF-DO	STL	TO	BLK	PTS	AVG	HI
EMBIID	2-2	66	19-45	.422	2-10	.200	6-7	.857	10 20 30	8	3-0	0	7	1	46	23.0	33
SIMMONS	2-2	65	16-24	.667	0-0	---	5-6	.833	2 14 16	21	4-0	1	6	0	37	18.5	21
REDICK	2-2	59	13-27	.481	8-17	.471	1-1	1.000	1 5 6	4	1-0	1	0	1	35	17.5	19
BUTLER (TOT)	2-2	62	12-26	.333	1-7	.143	4-5	.800	4 6 10	5	2-0	5	1	1	24	14.5	23
BUTLER (PHI)	1-1	30	3-13	.231	0-3	.000	0-0	---	1 2 3	2	0-0	1	0	0	6	6.0	6
MILTON	1-0	8	4-7	.571	2-3	.667	0-0	---	3 1 4	0	1-0	0	0	0	10	10.0	10
BREWER	1-1	28	3-7	.429	2-3	.667	1-2	.500	0 1 1	2	3-0	2	2	0	9	9.0	9
SHAMET	2-0	40	6-13	.462	4-8	.500	1-1	1.000	0 1 1	2	2-0	3	0	0	17	8.5	14
CHANDLER	2-2	60	5-13	.385	4-10	.400	2-2	1.000	2 5 7	5	5-0	2	3	2	16	8.0	10
MCCONNELL	2-0	47	7-14	.500	0-2	.000	0-0	---	5 12 17	3	3-0	2	3	1	14	7.0	10
MUSCALA	2-0	31	5-10	.500	4-6	.667	0-0	---	2 2 4	3	3-0	0	0	0	14	7.0	11
KORKMAZ	1-0	18	2-8	.250	1-5	.200	0-0	---	2 2 4	1	2-0	0	0	0	5	5.0	5
BOLDEN	2-0	20	3-8	.375	1-5	.200	0-2	.000	0 2 2	1	2-0	0	0	4	7	3.5	7
A. JOHNSON	1-0	8	1-2	.500	0-1	.000	0-0	---	0 0 0	3	0-0	0	0	0	2	2.0	2
76ERS	2	480	87-191	.455	28-73	.384	16-21	.762	25 58 83	64	29-0	12	23	10	218	109.0	122
SPURS	2	480	96-169	.568	22-50	.440	29-32	.906	9 72 81	52	29-0	13	23	15	243	121.5	123



Monty Williams

201 E. Jefferson Street • Phoenix, AZ 85004
(602) 379-7900 • www.suns.com

Managing Partner Robert Sarver
President & Chief Executive Officer Jason Rowley
General Manager James Jones
Senior Vice President, Basketball Operations Jeff Bower
Head Coach Monty Williams
Assistant Coaches Willie Green, Darko Rajakovic, Mark Bryant
..... Randy Ayers, Larry Greer, Steve Blake
Senior Director, Player Health & Performance Brady Howe
Basketball Communications Julie Fie, Casey Tagatz, DC Heady, Palmer Black
Home Court Talking Stick Resort Arena (18,055, built in 1992)
Radio Arizona Sports (98.7 FM): Al McCoy, Jon Bloom, Tim Kempton
Spanish Radio KSUN La Mejor Radio (1400 AM, 106.5 FM): Arturo Ochoa
..... Jorge Moreno
Television FOX Sports Arizona: Kevin Ray, Eddie Johnson
..... Ann Meyers Drysdale, Lindsey Smith



2019-20 SCHEDULE VS. SUNS

12/14	Saturday	4:00 p.m.	at Phoenix*
1/20	Monday	7:00 p.m.	at Phoenix
1/24	Friday	7:30 p.m.	in San Antonio

*Mexico City Game

2018-19 RESULTS VS. SUNS

10/31	W, 120-90	at Phoenix
11/14	L, 116-96	at Phoenix
12/11	W, 111-86	in San Antonio
1/29	W, 126-124	in San Antonio

ALL-TIME RESULTS

76-77:	SA 3-1	91-92:	PHO 3-1	06-07:	SA 2-1
77-78:	Tied 2-2	92-93:	PHO 3-1	07-08:	PHO 3-1
78-79:	PHO 3-1	93-94:	PHO 3-1	08-09:	SA 3-1
79-80:	Tied 1-1	94-95:	Tied 2-2	09-10:	PHO 2-1
80-81:	PHO 3-2	95-96:	SA 3-1	10-11:	SA 4-0
81-82:	PHO 4-1	96-97:	PHO 3-1	11-12:	SA 4-0
82-83:	PHO 3-2	97-98:	PHO 3-1	12-13:	SA 2-1
83-84:	PHO 5-0	98-99:	Tied 2-2	13-14:	SA 3-1
84-85:	SA 4-1	99-00:	Tied 2-2	14-15:	SA 3-1
85-86:	PHO 3-2	00-01:	Tied 2-2	15-16:	SA 4-0
86-87:	SA 3-2	01-02:	SA 3-1	16-17:	SA 2-1
87-88:	SA 3-2	02-03:	PHO 3-1	17-18:	SA 4-0
88-89:	PHO 3-1	03-04:	SA 4-0	18-19:	SA 3-1
89-90:	SA 4-0	04-05:	SA 2-1	TOTALS:	SA 96-77
90-91:	SA 3-1	05-06:	SA 3-1		

SPURS-SUNS SERIES NOTES

OVERALL RECORD: 96-77 **HOME:** 62-24 **ROAD:** 34-53 **OT:** 7-3

CURRENT STREAK: Won 2 **HOME:** W 11 **ROAD:** L 1

SPURS BIGGEST WIN: 48, 129-81 on 2/7/18 at Phoenix

SPURS BIGGEST LOSS: 46, 137-91 on 4/15/89 at Phoenix

SPURS LAST WIN AT HOME: 126-124 on 1/29/19

SPURS LAST LOSS AT HOME: 105-101 on 2/27/13

SPURS LAST WIN ON THE ROAD: 120-90 on 10/31/18

SPURS LAST LOSS ON THE ROAD: 116-96 on 11/14/18

DID YOU KNOW?

The Spurs swept four meetings last season and have won 14 of the last 16 season series ... former Spur great George Gervin was originally drafted by the Suns in the 1974 NBA Draft ... Manu Ginobili set a Spurs franchise record for most free throws made in game with 18 at Phoenix on 1/29/09 ... Ginobili's career-high came against the Suns when he scored 48 in a 128-123 overtime victory on 1/21/05 ... the Suns defeated the Spurs 137-91 in Phoenix on 4/15/89 ... the 46-point loss still stands as the worst deficit in Spurs franchise history ... the Suns missed all 12 of their three-point attempts in San Antonio on 1/13/94, setting the Spurs opponent franchise record for most three-pointers attempted without a make ... the Suns snapped San Antonio's 18-game home win streak in a 105-101 overtime win on 2/27/13 ... former San Antonio guard Danny Green established a Spurs franchise record for most three-pointers in a single season when he connected on his 191st on 4/12/15 against the Suns ... Suns center Aron Baynes spent his first three NBA seasons with San Antonio and won a 2014 NBA Championship ring ... he averaged 4.8 points and 3.6 rebounds from 2012-15 ... assistant coach Mark Bryant played the 2001-02 season in San Antonio where he averaged 1.9 points in 30 games.

2018-19 SEASON SERIES (3-1) SAN ANTONIO SPURS VS. PHOENIX

PLAYER	G-GS	MIN	FG-FGA	PCT	3FG-FGA	PCT	FT-FTA	PCT	OFF	DEF	TOT	AST	PF	DD	STL	TO	BLK	PTS	AVG	HI
ALDRIDGE	4-4	113	31-56	.554	0-1	.000	15-18	.833	14	20	34	5	7-0	1	11	3	77	19.3	29	
DEROZAN	3-3	86	19-33	.576	0-0	---	16-17	.941	0	11	11	16	4-0	1	4	1	54	18.0	25	
FORBES	4-4	114	20-41	.488	10-19	.526	6-6	1.000	0	14	14	12	6-0	3	5	0	56	14.0	24	
GAY	3-3	78	16-33	.485	2-5	.400	7-8	.875	2	15	17	7	6-0	3	4	2	41	13.7	16	
BELINELLI	4-0	99	20-52	.385	8-23	.348	4-5	.800	2	10	12	9	6-0	1	7	2	52	13.0	17	
D. WHITE	3-3	86	13-35	.371	1-9	.111	8-10	.800	3	11	14	13	3-0	5	6	0	35	11.7	16	
MILLS	4-0	93	11-24	.458	6-14	.429	8-8	1.000	2	5	7	12	7-0	5	7	0	36	9.0	12	
BERTANS	3-1	73	8-19	.421	6-16	.375	3-4	.750	1	7	8	7	5-0	4	3	2	25	8.3	18	
CUNNINGHAM	4-2	80	10-17	.588	5-7	.714	0-0	---	2	6	8	4	1-0	2	3	1	25	6.3	14	
POEITL	4-0	57	9-16	.563	0-0	---	3-4	.750	13	12	25	4	5-0	2	4	2	21	5.3	8	
GASOL	2-0	20	4-8	.500	0-0	---	1-2	.500	0	9	9	4	1-0	0	1	3	9	4.5	8	
METU	3-0	18	4-8	.500	0-0	---	3-5	.600	0	4	4	0	3-0	1	1	0	11	3.7	4	
PONDEXTER	4-0	40	4-6	.667	1-2	.500	2-2	1.000	2	6	8	4	3-0	2	0	11	2.8	6		
WALKER	1-0	4	0-1	.000	0-0	---	0-0	---	0	1	1	0	0-0	0	0	0	0	0.0	0	
SPURS	4	960	169-349	.484	39-96	.406	76-89	.854	41	131	172	97	57-0	30	58	16	453	113.3	126	
SUNS	4	960	163-336	.485	42-112	.375	48-59	.814	23	128	151	93	93-1	34	66	17	416	104.0	124	

2018-19 SEASON SERIES (1-3) PHOENIX SUNS VS. SAN ANTONIO

PLAYER	G-GS	MIN	FG-FGA	PCT	3FG-FGA	PCT	FT-FTA	PCT	OFF	DEF	TOT	AST	PF	DD	STL	TO	BLK	PTS	AVG	HI
BOOKER	2-2	77	19-33	.576	5-12	.417	8-8	1.000	2	8	10	19	2-0	4	13	0	51	25.5	38	19
WARREN	3-3	98	27-49	.551	5-15	.333	12-12	1.000	2	11	13	7	9-0	3	2	1	71	23.7	27	27
CANAAN	1-1	32	7-8	.875	5-5	1.000	0-0	---	0	4	4	1	3-0	1	2	0	19	19.0	19	19
ARIZA	1-1	30	4-11	.364	2-4	.500	4-4	1.000	2	5	7	3	0-0	2	0	0	14	14.0	14	14
AYTON	3-3	92	20-34	.588	0-1	.000	2-2	1.000	8	21	29	7	8-0	1	4	2	42	14.0	17	17
QUBRE (TOT)	1-0	31	5-14	.357	1-6	.167	3-3	1.000	1	6	7	1	4-0	0	2	1	14	14.0	14	14
QUBRE (PHO)	1-0	31	5-14	.357	1-6	.167	3-3	1.000	1	6	7	1	4-0	0	2	1	14	14.0	14	14
BRIDGES	4-3	119	20-32	.625	6-15	.400	3-5	.600	2	11	13	6	10-0	6	3	1	49	12.3	17	17
CRAWFORD	3-0	57	12-21	.571	5-9	.556	4-6	.667	1	3	4	13	3-0	1	5	1	33	11.0	22	22
JACKSON	4-3	111	16-48	.333	5-12	.417	2-2	1.000	1	14	15	11	8-0	3	7	3	39	9.8	14	14
MELTON	3-1	63	11-29	.379	5-14	.357	0-0	---	1	11	12	8	7-0	5	7	1	27	9.0	17	17
KOPOB	2-2	48	5-13	.385	1-5	.200	2-2	1.000	0	7	7	7	4-0	1	4	0	13	6.5	8	8
HOLMES	4-1	70	8-16	.500	0-0	---	6-9	.667	3	7	10	4	15-1	2	4	0	22	5.5	10	10
EVANS	1-0	26	2-7	.286	0-0	---	0-0	---	0	3	3	3	2-0	2	3	0	4	4.0	4	4
TERRY	1-0	11	2-2	1.000	0-0	---	0-0	---	0	3	3	0	3-0	1	2	0	4	4.0	4	4
DANIELS	3-0	35	2-11	.182	2-10	.200	2-3	.667	0	4	4	2	8-0	2	3	0	8	2.7	5	5
CHANDLER	1-0	9	1-1	1.000	0-0	---	0-3	.000	1	3	4	0	3-0	0	2	0	2	2.0	2	2
BENDER	4-0	30	2-6	.333	0-3	.000	0-0	---	0	4	4	1	2-0	0	3	0	4	1.0	2	2
ANDERSON	2-0	15	0-1	.000	0-1	.000	0-0	---	0	2	2	0	2-0	0	1	1	0	0.0	0	0
KING	1-0	6	0-0	---	0-0	---	0-0	---	0	1	1	0	0-0	0	0	0	0	0.0	0	0
SUNS	4	960	163-336	.485	42-112	.375	48-59	.814	23	128	151	93	93-1	34	66	17	416	104.0	124	124
SPURS	4	960	169-349	.484	39-96	.406	76-89	.854	41	131	172	97	57-0	30	58	16	453	113.3	126	126

PORTLAND TRAIL BLAZERS

One Center Court, Suite 200 • Portland, OR 97227
(503) 234-9291 • www.trailblazers.com



Chair, Trustee of Paul G. Allen Trust Jody Allen
President of Basketball Operations Neil Olshley
President & CEO Chris McGowan
Head Coach Terry Stotts
Associate Head Coach Nate Tibbetts
Assistant Coaches Dale Osbourne, Jim Moran, John McCullough, Jannero Pargo
Director of Player Health and Performance Jesse Ellis
Head Athletic Trainer Geoff Clark
Sports Performance Specialists Todd Forcier, Ben Kenyon
Assistant General Managers Bill Branch, Steve Rosenberry
Basketball Communications Jim Taylor, Collin Romer, Jacob Gifford
Home Court Moda Center (19,441, built in 1995)
Radio Rip City Radio (620 AM): Travis Demers
Television NBC Sports Northwest: Kevin Calabro, Lamar Hurd, Brooke Olzendamp



Terry Stotts

2019-20 SCHEDULE VS. TRAIL BLAZERS

10/28	Monday	7:30 p.m.	in San Antonio
11/16	Saturday	7:30 p.m.	in San Antonio
2/6	Thursday	7:00 p.m.	at Portland

2018-19 RESULTS VS. TRAIL BLAZERS

10/20	L, 121-108	at Portland
12/2	W, 131-118	in San Antonio
2/7	L, 127-118	at Portland
3/16	W, 108-103	in San Antonio

ALL-TIME RESULTS

76-77:	Tied 2-2	91-92:	Tied 2-2	06-07:	SA 4-0
77-78:	Tied 2-2	92-93:	Tied 2-2	07-08:	SA 3-0
78-79:	POR 2-1	93-94:	SA 3-1	08-09:	POR 3-1
79-80:	Tied 1-1	94-95:	SA 3-1	09-10:	POR 3-0
80-81:	SA 3-2	95-96:	SA 3-1	10-11:	POR 3-1
81-82:	POR 3-2	96-97:	POR 4-0	11-12:	SA 2-1
82-83:	SA 3-2	97-98:	Tied 2-2	12-13:	POR 2-1
83-84:	POR 4-1	98-99:	SA 3-1	13-14:	Tied 2-2
84-85:	POR 3-2	99-00:	POR 3-1	14-15:	POR 3-1
85-86:	SA 4-1	00-01:	SA 3-1	15-16:	SA 3-0
86-87:	POR 4-1	01-02:	SA 3-1	16-17:	Tied 2-2
87-88:	POR 5-0	02-03:	Tied 2-2	17-18:	SA 2-1
88-89:	POR 4-0	03-04:	SA 4-0	18-19:	Tied 2-2
89-90:	POR 3-1	04-05:	SA 2-1	TOTALS:	SA 86-84
90-91:	Tied 2-2	05-06:	SA 4-0		

SPURS-TRAIL BLAZERS SERIES NOTES

OVERALL RECORD: 86-84 **HOME:** 55-30 **ROAD:** 31-54 **OT:** 5-4
CURRENT STREAK: Won 1 **HOME:** W 3 **ROAD:** L 3
SPURS BIGGEST WIN: 34, 114-80 on 12/30/04 at Portland
SPURS BIGGEST LOSS: 37 2X: last 137-100 on 2/4/89 at Portland
SPURS LAST WIN AT HOME: 108-103 on 3/16/19
SPURS LAST LOSS AT HOME: 110-106 on 3/15/17
SPURS LAST WIN ON THE ROAD: 93-91 on 12/20/17
SPURS LAST LOSS ON THE ROAD: 127-118 on 2/7/19

DID YOU KNOW?

Spurs forward LaMarcus Aldridge played his first nine NBA seasons with the Trail Blazers from 2006-2015 ... He is the leading rebounder in franchise history (5,434) and ranks third on the all-time franchise scoring list (12,562) ... Spurs guard Patty Mills was originally selected by the Blazers in the second round (55th overall) of the 2009 NBA Draft ... Mills spent two seasons with the Blazers from 2009-11, averaging 5.1 points and 1.5 assists in 74 games ... San Antonio set a franchise record shooting a perfect 25-of-25 from the foul line in Game 3 of the 2014 Western Conference semifinals on 5/10/14 ... the Blazers set a franchise record when they scored 49 points in the first quarter vs. the Spurs (117-103) on 11/25/90 in Portland ... the 49 points is also the highest single quarter total recorded by a Spurs opponent ... in his first game against his former team, Steve Smith set a franchise record by shooting a perfect 8-of-8 from three-point range at Portland on 11/3/01 ... Portland forward Skal Labissiere and San Antonio forward Rudy Gay were teammates in Sacramento during the 2016-17 season.

2018-19 SEASON SERIES (2-2) SAN ANTONIO SPURS VS. PORTLAND

PLAYER	G-GS	MIN	FG-FGA	PCT	3FG-FGA	PCT	FT-FTA	PCT	OFF DEF TOT	AST	PF-DO	STL	TO	BLK	PTS	AVG	HI
DEROZAN	4-4	141	44-91	.484	0-1	.000	32-34	.941	3 22 25	24	7-0	4	12	1	120	30.0	36
ALDRIDGE	4-4	142	29-60	.483	0-1	.000	12-17	.706	13 21 34	11	7-0	3	13	6	70	17.5	29
GAY	4-3	117	27-48	.563	13-17	.765	1-3	.333	1 19 20	6	10-0	0	8	2	68	17.0	25
FORBES	4-4	99	17-33	.515	11-17	.647	1-1	1.000	0 11 11	8	6-0	1	1	0	46	11.5	17
D. WHITE	2-1	59	9-14	.643	1-2	.500	4-6	.667	1 6 7	9	9-0	0	1	0	23	11.5	13
MILLS	4-0	101	15-33	.417	7-20	.350	6-1	1.000	1 6 7	19	5-0	2	3	1	47	10.8	15
GASOL	1-0	17	4-5	.800	1-1	1.000	1-2	.500	1 3 4	2	1-0	0	0	0	10	10.0	10
BERTANS	4-2	90	10-20	.500	6-13	.462	4-4	1.000	3 11 14	5	2-0	1	4	2	30	7.5	11
BELINELLI	3-0	68	7-20	.350	3-7	.429	4-5	.800	1 9 10	3	6-0	2	2	0	21	7.0	11
POELT	4-2	64	11-15	.733	0-0	---	0-0	---	8 9 17	5	6-0	1	1	8	22	5.5	8
CUNNINGHAM	3-0	44	2-5	.400	2-3	.667	0-0	---	1 6 7	2	2-0	1	0	0	6	2.0	3
EUBANKS	2-0	6	2-3	.667	0-0	---	0-0	---	0 2 2	0	0-0	0	0	0	4	2.0	2
METU	3-0	6	0-1	.000	0-0	---	2-2	1.000	0 3 3	0	1-0	1	1	1	2	0.7	2
PONDEXTER	3-0	6	0-2	.000	0-1	.000	0-0	---	2 0 2	0	0-0	1	0	0	0	0.0	0
SPURS	4	960	177-353	.501	44-83	.530	67-80	.838	34 127 161	94	62-0	17	46	21	465	116.3	131
TRAIL BLAZERS	4	960	181-362	.500	45-120	.375	62-67	.925	35 130 165	98	71-0	26	46	14	469	117.3	127

2018-19 SEASON SERIES (2-2) PORTLAND TRAIL BLAZERS VS. SAN ANTONIO

PLAYER	G-GS	MIN	FG-FGA	PCT	3FG-FGA	PCT	FT-FTA	PCT	OFF DEF TOT	AST	PF-DO	STL	TO	BLK	PTS	AVG	HI
LILLARD	4-4	145	44-92	.478	9-34	.265	27-27	1.000	0 12 12	33	7-0	8	4	0	124	31.0	37
MCCOLLUM	4-4	125	35-71	.493	13-29	.448	5-6	.833	1 15 16	12	4-0	2	6	3	88	22.0	30
MURKIC	4-4	121	32-59	.542	0-3	.000	10-10	1.000	15 20 35	17	14-0	6	10	4	74	18.5	24
HOOD (TOT)	2-0	50	10-19	.526	5-10	.500	2-4	.500	0 6 6	0	2-0	1	0	0	27	13.5	14
HOOD (POR)	2-0	50	10-19	.526	5-10	.500	2-4	.500	0 6 6	0	2-0	1	0	0	27	13.5	14
AMINU	4-4	111	14-23	.609	6-9	.667	9-9	1.000	4 24 28	5	9-0	2	1	2	43	10.8	20
LAYMAN	3-1	66	9-18	.500	1-6	.167	3-4	.750	4 12 16	4	4-0	1	3	2	22	7.3	13
HARKLESS	4-3	98	11-23	.478	3-8	.375	1-1	1.000	4 12 16	7	11-0	2	6	3	26	6.5	11
COLLINS	3-0	34	6-12	.500	2-6	.333	1-2	.500	1 7 8	1	7-0	1	3	0	15	5.0	11
LEONARD	3-0	32	5-5	1.000	1-1	1.000	3-3	1.000	3 3 6	1	1-0	0	1	0	14	4.7	5
TURNER	3-0	58	7-14	.500	0-0	---	0-0	---	0 9 9	10	3-0	1	3	0	14	4.7	8
CURRY	4-0	57	6-13	.462	3-7	.429	1-1	1.000	3 3 6	4	3-0	0	4	0	16	4.0	9
STAUSKAS	2-0	39	2-8	.250	2-6	.333	0-0	---	0 1 1	3	2-0	1	1	0	6	3.0	3
BAIDWIN	1-0	3	0-2	.000	0-1	.000	0-0	---	0 2 2	0	0-0	0	2	0	0	0.0	0
KANTER (TOT)	1-0	14	0-2	.000	0-0	---	0-0	---	0 4 4	1	2-0	1	0	0	0	0.0	0
KANTER (POR)	1-0	14	0-2	.000	0-0	---	0-0	---	0 4 4	1	2-0	1	0	0	0	0.0	0
SIMONS	1-0	1	0-0	---	0-0	---	0-0	---	0 0 0	0	0-0	0	1	0	0	0.0	0
SWANIGAN	1-0	3	0-0	---	0-0	---	0-0	---	0 0 0	0	1-0	0	0	0	0	0.0	0
TRENT	1-0	1	0-1	.000	0-0	---	0-0	---	0 0 0	0	0-0	0	0	0	0	0.0	0
TRAIL BLAZERS	4	960	181-362	.500	45-120	.375	62-67	.925	35 130 165	98	71-0	26	46	14	469	117.3	127
SPURS	4	960	177-353	.501	44-83	.530	67-80	.838	34 127 161	94	62-0	17	46	21	465	116.3	131

SACRAMENTO KINGS



Luke Walton

500 David J. Stern Walk • Sacramento, CA 95814
(916) 928-0000 • www.kings.com

Chairman Vivek Ranadivé
Chief Operating Officer Martina Kolokotronis
General Manager Vladi Divac
Assistant General Managers Peja Stojakovic, Ken Catanella
Head Coach Luke Walton
Assistant Coaches Igor Kokoskov, Bob Beyer, Jesse Mumms
Assistant Coach/Chief of Staff Roy Rana
Assistant Coaches/Player Development Bobby Jackson, Stacey Augmon
VP, Athlete Health and Performance Lindsey Harding
Media Relations Alexander Sigau, Rahsaan Gethers, Michael Martinez
Home Court Golden 1 Center (17,583, built in 2016)
Radio KHTK 1140 (1140 AM): Gary Gerould
Television NBC Sports California: Grant Napear, Doug Christie
..... Kayte Christensen-Hunter



2019-20 SCHEDULE VS. KINGS

12/6	Friday	7:30 p.m.	in San Antonio
2/8	Saturday	7:00 p.m.	at Sacramento
3/31	Tuesday	7:00 p.m.	at Sacramento
4/7	Tuesday	7:30 p.m.	in San Antonio

2018-19 RESULTS VS. KINGS

11/12	L, 104-99	at Sacramento
2/4	L, 127-112	at Sacramento
3/31	L, 113-106	in San Antonio

ALL-TIME RESULTS

76-77:	SA 3-1	91-92:	SA 3-1	06-07:	SA 4-0
77-78:	SA 4-0	92-93:	Tied 2-2	07-08:	SA 3-1
78-79:	SA 3-1	93-94:	SA 3-1	08-09:	SA 4-0
79-80:	Tied 1-1	94-95:	SA 4-0	09-10:	SA 3-0
80-81:	SA 4-2	95-96:	SA 3-1	10-11:	SA 3-0
81-82:	SA 5-1	96-97:	SAC 3-1	11-12:	SA 2-1
82-83:	Tied 3-3	97-98:	SA 4-0	12-13:	SA 4-0
83-84:	KC 5-1	98-99:	SA 2-1	13-14:	SA 3-0
84-85:	SA 4-2	99-00:	SAC 3-1	14-15:	SA 3-1
85-86:	SAC 5-1	00-01:	Tied 2-2	15-16:	SA 3-0
86-87:	Tied 3-3	01-02:	SAC 3-1	16-17:	SA 4-0
87-88:	Tied 3-3	02-03:	SA 3-1	17-18:	SA 4-0
88-89:	Tied 2-2	03-04:	Tied 2-2	18-19:	SAC 3-0
89-90:	SA 4-0	04-05:	SA 3-1	TOTALS:	SA 120-58
90-91:	SA 3-1	05-06:	SA 2-1		

SPURS-KINGS SERIES NOTES

OVERALL RECORD: 120-58 **HOME:** 67-21 **ROAD:** 53-37 **OT:** 5-5
CURRENT STREAK: Lost 3 **KINGS:** L 1 **ROAD:** L 2
SPURS BIGGEST WIN: 42, 109-67 on 1/10/98 in San Antonio
SPURS BIGGEST LOSS: 28, 130-102 on 10/29/76 at Kansas City
SPURS LAST WIN AT HOME: 98-85 on 4/9/18
SPURS LAST LOSS AT HOME: 113-106 on 3/31/18
SPURS LAST WIN ON THE ROAD: 107-100 on 1/8/18
SPURS LAST LOSS ON THE ROAD: 127-112 on 2/4/19

DID YOU KNOW?

Spurs forward Rudy Gay spent four seasons in Sacramento from 2013 until 2017 ... he averaged 19.3 points, 6.0 rebounds and 2.8 assists over 223 games with 222 starts ... Kings guard Cory Joseph was drafted by the Spurs (No. 29) in the 2011 NBA Draft from the University of Texas ... he spent four seasons in San Antonio (2011-2015) where he won an NBA Championship and averaged 5.2 points, 1.9 assists and 1.8 rebounds over 204 games ... last season marked the first time in history the Kings swept the season series versus San Antonio, taking all three contests in 2018-19 and snapping the Spurs 14-game win streak ... it also stands as the first time Sacramento won the season series since 2002-03 (3-1) ... Tim Duncan recorded four 20-20 games against Sacramento, more than any other opponent ... Dale Ellis, at the time with the Spurs, became the first player in NBA history to make 1,000 three-point field goals when he connected from downtown with 7:41 left in the third quarter against the Kings on 03/19/94 ... Larry Kenon set an NBA record when he registered 11 steals vs. Kansas City on 12/26/76 ... San Antonio posted its 100th victory in the overall series against the Kings on 11/9/13 ... Kings assistant General Manager Peja Stojakovic and Spurs Marco Belinelli were teammates on the New Orleans Hornets during the 2010-11 season.

2018-19 SEASON SERIES (0-3) SAN ANTONIO SPURS VS. SACRAMENTO

PLAYER	G-GS	MIN	FG-FGA	PCT	3FG-FGA	PCT	FT-FTA	PCT	OFF	DEF	TOT	AST	PF-DQ	STL	TO	BLK	PTS	AVG	HI
ALDRIDGE	3-3	102	24-49	.490	0-3	.000	15-18	.833	17	28	45	4	8-0	3	5	5	63	21.0	27
DEROZAN	3-3	106	26-48	.542	0-2	.000	11-14	.786	2	6	8	19	7-0	4	7	1	63	21.0	24
GAY	3-7	78	19-38	.500	4-10	.400	1-1	1.000	4	19	23	6	5-0	1	5	2	43	14.3	18
FORBES	3-3	92	14-32	.438	6-18	.333	3-3	1.000	0	7	10	7	8-0	2	2	0	37	12.3	15
D. WHITE	2-2	55	7-20	.350	1-5	.200	2-2	1.000	0	3	3	8	3-0	1	4	1	17	8.5	11
BELINELLI	3-0	67	8-24	.333	3-15	.200	5-7	.714	0	1	1	6	4-0	1	2	0	24	8.0	14
BERTANS	3-1	60	8-18	.444	7-13	.538	0-0	---	1	8	9	5	5-0	1	2	0	23	7.7	11
MILLS	3-0	68	9-31	.290	4-21	.190	0-0	---	2	7	9	7	5-0	4	1	0	22	7.3	12
CUNNINGHAM	2-1	36	5-8	.625	2-2	1.000	0-0	---	4	3	7	2	3-0	1	1	0	12	6.0	9
POEHLT	3-0	41	4-7	.571	0-0	---	3-4	.750	6	7	13	1	3-0	0	2	1	11	3.7	8
GASOL	1-0	6	0-1	.000	0-0	---	2-2	1.000	0	1	1	0	3-0	0	0	0	2	2.0	2
METU	2-0	2	0-1	.000	0-0	---	0-0	---	0	1	1	0	0-0	0	0	0	0	0.0	0
PONDEXTER	2-0	4	0-2	.000	0-1	.000	0-0	---	0	0	1	2	0-0	0	0	0	0	0.0	0
WALKER	1-0	2	0-0	---	0-0	---	0-0	---	0	0	0	0	0-0	0	0	0	0	0.0	0
SPURS	3	720	124-279	.444	27-90	.300	42-51	.824	39	92	131	67	54-0	18	35	10	317	105.7	112
KINGS	3	720	132-257	.514	35-81	.432	45-63	.714	22	113	135	73	53-0	26	33	9	344	114.7	127

2018-19 SEASON SERIES (3-0) SACRAMENTO KINGS VS. SAN ANTONIO

PLAYER	G-GS	MIN	FG-FGA	PCT	3FG-FGA	PCT	FT-FTA	PCT	OFF	DEF	TOT	AST	PF-DQ	STL	TO	BLK	PTS	AVG	HI
HIELD	3-3	92	18-40	.450	9-19	.474	13-17	.765	2	13	15	12	4-0	3	2	0	58	19.3	26
FOX	3-3	95	21-33	.636	4-7	.571	5-10	.500	1	12	13	18	4-0	4	7	2	51	17.0	20
BAGLEY	2-0	52	13-26	.500	1-6	.167	4-5	.800	6	12	18	4	2-0	1	3	4	31	15.5	24
BARNES (TOT)	3-3	104	17-44	.386	4-17	.235	6-8	.750	1	17	18	6	4-0	1	5	0	44	14.7	18
BARNES (SAC)	1-1	34	5-12	.417	1-4	.250	4-4	1.000	0	4	4	2	1-0	0	2	0	15	15.0	15
FERRER	2-0	32	11-15	.733	6-8	.750	1-2	.500	0	0	0	2	0-0	2	1	0	29	14.5	19
BOGDANOVICH	3-0	77	16-38	.421	5-16	.313	6-6	1.000	0	6	6	18	2-0	3	3	0	43	14.3	22
CAULEY-STEIN	3-0	90	15-30	.500	0-0	---	9-13	.692	3	20	23	4	12-0	4	2	0	39	13.0	17
GILES	2-0	31	11-18	.611	0-0	---	1-2	.500	2	10	12	1	10-0	1	5	0	23	11.5	12
BIJELICA	3-3	74	11-20	.550	5-10	.500	1-2	.500	4	11	15	0	7-0	2	3	0	28	9.3	11
BREWER (TOT)	2-1	48	5-10	.500	3-5	.600	2-4	.500	1	3	4	5	6-0	3	2	1	15	7.5	9
BREWER (SAC)	1-0	20	2-3	.667	1-2	.500	1-2	.500	1	2	3	3	3-0	1	0	1	6	6.0	6
SHUMPERT	2-2	61	6-12	.500	3-7	.429	0-0	---	0	8	8	5	5-0	1	1	1	15	7.5	13
MASON	1-0	17	2-3	.667	0-1	.000	0-0	---	1	2	3	5	0-0	1	0	1	4	4.0	4
KOUFOS	1-0	18	1-3	.333	0-0	---	0-0	---	2	9	11	2	2-0	0	3	0	2	2.0	2
JACKSON	2-0	27	0-4	.000	0-1	.000	0-0	---	0	5	5	2	1-0	1	0	0	0	0.0	0
SWANIGAN (TOT)	1-0	3	0-0	---	0-0	---	0-0	---	0	0	0	0	1-0	0	0	0	0	0.0	0
KINGS	3	720	132-257	.514	35-81	.432	45-63	.714	22	113	135	73	53-0	26	33	9	344	114.7	127
SPURS	3	720	124-279	.444	27-90	.300	42-51	.824	39	92	131	67	54-0	18	35	10	317	105.7	112

OVO Athletic Centre, 30 British Columbia Road • Toronto, Ontario • M6K 3C3
(416) 815-2801 • www.raptors.com



Chairman of the Board & Chairman Lawrence M. Tanenbaum, O.C.
President Masai Ujiri
General Manager Bobby Webster
Head Coach Nick Nurse
Assistant Coaches Adrian Griffin, Sergio Scariolo, Nate Bjorkgren
..... Patrick Mutumbo, Jim Sann, Jon Goodwillie, Brittini Donaldson
Assistant Coach/Director of Sports Science Alex McKechnie
Head Athletic Trainer Scott McCullough
Basketball Communications Jennifer Quinn, Roven Yau, Phil Summers
..... Emma Marshall, Tasala Tahir
Home Court Scotiabank Arena (19,800, built in 1999)
Radio TSN Radio 1050 (AM 1050), Sportsnet 590 (AM 590); Paul Jones,
..... Eric Smith, Jack Armstrong, Sherman Hamilton
Television TSN, Sportsnet, Matt Devlin, Leo Rutins, Jack Armstrong



Nick Nurse

2019-20 SCHEDULE VS. RAPTORS

1/12 Sunday 6:00 p.m. at Toronto
1/26 Sunday 3:00 p.m. in San Antonio

2018-19 RESULTS VS. RAPTORS

1/3 W, 125-107 in San Antonio
2/22 L, 120-117 at Toronto

ALL-TIME RESULTS

95-96:	SA 2-0	08-09:	Tied 1-1
96-97:	Tied 1-1	09-10:	Tied 1-1
97-98:	SA 2-0	10-11:	SA 2-0
98-99:	TOR 1-0	11-12:	SA 1-0
99-00:	Tied 1-1	12-13:	SA 2-0
00-01:	Tied 1-1	13-14:	SA 2-0
01-02:	Tied 1-1	14-15:	Tied 1-1
02-03:	SA 2-0	15-16:	Tied 1-1
03-04:	SA 2-0	16-17:	SA 2-0
04-05:	Tied 1-1	17-18:	Tied 1-1
05-06:	SA 2-0	18-19:	Tied 1-1
06-07:	SA 2-0	TOTALS:	SA 33-13
07-08:	Tied 1-1		

SPURS-RAPTORS SERIES NOTES

OVERALL RECORD: 33-13 **HOME:** 19-4 **ROAD:** 14-9 **OT:** 2-1
CURRENT STREAK: Lost 1 **HOME W 10 ROAD: L 2**
SPURS BIGGEST WIN: 28, 110-82 on 1/13/17 in San Antonio
SPURS BIGGEST LOSS: 33, 125-92 on 2/19/97 in San Antonio
SPURS LAST WIN AT HOME: 125-107 on 1/3/19
SPURS LAST LOSS AT HOME: 93-83 on 12/28/07
SPURS LAST WIN ON THE ROAD: 108-106 on 1/24/17
SPURS LAST LOSS ON THE ROAD: 120-117 on 2/22/19

DID YOU KNOW?

Spurs guard DeMar DeRozan was selected in the first round of the 2009 NBA Draft by the Toronto Raptors ... DeRozan played nine seasons in Toronto, becoming the franchise's all-time leader in games played and points scored ... Spurs center Jakob Poeltl was also drafted by the Raptors, in 2016, with the same pick as DeRozan (R1, No. 9) ... Poeltl contributed 5.4 points and 4.1 rebounds per game in his two seasons in Toronto ... DeRozan had 21 points, 14 rebounds and 11 assists in the Spurs 125-107 victory over Toronto on 1/3/19 ... becoming the first San Antonio player with a triple-double at home since Tim Duncan in 2003 ... the Spurs first ever game in the AT&T Center was against the Raptors on 11/1/02 ... 18,797 fans witnessed Tim Duncan's 22-point, 15-rebound performance as San Antonio defeated Toronto 91-72 ... the Raptors 98-92 win on 12/5/99 was their first win versus San Antonio in Toronto in the five-year match-up history ... the Raptors held the Spurs to a franchise record-low field goal percentage when they shot .239 (22-92) in an 80-74 overtime loss on 2/7/02.

2018-19 SEASON SERIES (1-1) SAN ANTONIO SPURS VS. TORONTO

PLAYER	G-GS	MIN	FG-FGA	PCT	3FG-FGA	PCT	FT-FTA	PCT	OFF DEF TOT	AST	PF-DQ	STL	TO	BLK	PTS	AVG	HI
DEROZAN	2-2	68	14-27	.519	0-0	---	16-16	1.000	1 17 18	19	6-0	4	7	1	44	22.0	23
ALDRIDGE	2-2	61	12-22	.545	0-1	.000	5-5	1.000	4 6 10	8	2-0	1	5	1	29	14.5	23
FORBES	2-2	56	11-19	.579	7-13	.538	0-0	---	0 3 4	7	5-0	1	0	0	29	14.5	20
BELLINELLI	2-0	53	9-24	.375	6-18	.333	4-5	.800	2 6 8	4	1-0	0	3	0	28	14.0	21
MILLS	2-0	43	9-19	.474	2-10	.200	7-8	.875	1 3 4	6	6-0	1	2	0	27	13.5	15
D. WHITE	2-2	53	11-20	.550	2-6	.333	2-4	.500	0 4 4	7	5-0	2	1	0	26	13.0	19
GAY	2-2	48	11-20	.550	2-6	.333	1-2	.500	3 14 17	5	6-0	2	2	1	25	12.5	13
BERTANS	2-0	55	7-15	.467	5-9	.556	2-2	1.000	0 7 7	1	4-0	2	1	0	21	10.5	16
POELTL	2-0	30	5-6	.833	0-0	---	0-0	---	5 11 16	2	6-0	1	3	0	10	5.0	8
WALKER	1-0	5	1-2	.500	1-1	1.000	0-0	---	0 1 1	0	0-0	0	0	0	3	3.0	3
CUNNINGHAM	1-0	5	0-0	---	0-0	---	0-0	---	0 2 2	0	0-0	0	1	0	0	0.0	0
PONDEXTER	1-0	4	0-0	---	0-0	---	0-0	---	1 0 1	0	0-0	0	1	0	0	0.0	0
SPURS	2	480	90-174	.517	25-64	.391	37-42	.881	17 75 92	59	41-0	14	27	6	242	121.0	125
RAPTORS	2	480	79-181	.436	20-60	.333	49-61	.803	23 63 86	45	43-0	17	19	9	227	113.5	120

2018-19 SEASON SERIES (1-1) TORONTO RAPTORS VS. SAN ANTONIO

PLAYER	G-GS	MIN	FG-FGA	PCT	3FG-FGA	PCT	FT-FTA	PCT	OFF DEF TOT	AST	PF-DQ	STL	TO	BLK	PTS	AVG	HI
LEONARD	2-2	68	16-36	.444	0-6	.000	14-17	.824	3 4 7	7	4-0	4	4	1	46	23.0	25
LOWRY	1-1	35	5-10	.500	3-6	.500	4-4	1.000	0 3 3	5	1-0	2	3	1	17	17.0	17
SIAKAM	2-2	60	11-18	.611	2-4	.500	8-11	.727	1 8 9	13	8-0	3	6	1	32	16.0	22
WRIGHT	1-0	24	5-9	.556	1-3	.333	4-4	1.000	0 3 4	1	1-0	1	0	0	15	11.0	11
GASOL (TOT)	4-3	114	19-45	.422	3-12	.250	15-17	.882	6 36 42	17	14-0	4	7	2	56	14.0	26
GASOL (TOR)	1-0	17	2-7	.286	0-1	.000	0-0	---	3 4 7	6	5-0	0	2	0	4	4.0	4
IBAKA	2-2	57	9-24	.375	2-7	.286	7-10	.700	8 13 21	3	9-0	1	2	1	27	13.5	14
MONROE	1-0	17	4-8	.500	0-0	---	4-7	.571	4 2 6	0	2-0	1	0	1	12	12.0	12
VANLEET	1-1	28	5-11	.455	1-6	.167	1-1	1.000	1 4 5	2	3-0	0	1	0	12	12.0	12
LIN (TOT)	1-0	19	4-11	.364	0-3	.000	3-3	1.000	0 0 0	1	0-0	1	0	0	13	13.0	13
LIN (TOR)	1-0	19	4-11	.364	0-3	.000	3-3	1.000	0 3 3	2	0-0	1	0	0	11	11.0	11
GREEN	2-2	55	6-16	.375	5-13	.385	0-0	---	1 7 8	1	5-0	1	0	1	17	8.5	17
POWELL	2-0	38	6-17	.353	1-3	.333	3-3	1.000	0 6 6	2	2-0	2	0	1	16	8.0	14
ANUNOBY	2-0	34	3-7	.429	3-4	.750	0-0	---	0 3 3	1	1-0	0	1	0	9	4.5	9
BOUCHER	1-0	5	1-3	.333	1-2	.500	0-0	---	1 1 2	0	0-0	0	1	0	3	3.0	3
BROWN	1-0	5	1-2	.500	0-0	---	1-1	1.000	0 0 0	0	0-0	0	1	0	3	3.0	3
MILES	1-0	7	1-1	1.000	1-1	1.000	0-0	---	0 0 0	0	1-0	0	0	0	3	3.0	3
MCCAW (TOT)	1-0	11	0-1	.000	0-1	.000	0-0	---	0 2 2	1	1-0	0	0	0	0	0.0	0
MCCAW (TOR)	1-0	11	0-1	.000	0-1	.000	0-0	---	0 2 2	1	1-0	0	0	0	0	0.0	0
RAPTORS	2	480	79-181	.436	20-60	.333	49-61	.803	23 63 86	45	43-0	17	19	9	227	113.5	120
SPURS	2	480	90-174	.517	25-64	.391	37-42	.881	17 75 92	59	41-0	14	27	6	242	121.0	125



Quin Snyder

1420 S 500 W • Salt Lake City, UT 84115
(801) 325-2500 • www.utahjazz.com

Owner Gail Miller
Executive Vice President Don Stirling
Executive VP of Basketball Operations Dennis Lindsey
General Manager Justin Zanik
Sr. Vice President of Basketball Operations Linda Luchetti
Assistant General Manager David Morway
Head Coach Quin Snyder
Assistant Coaches Alex Jensen, Johnnie Bryant, Zach Guthrie, Vince Legarza
VP of Performance Health Care Lamar Skeeter, Jeff Watkinson, Mike Wells
Head Athletic Trainer Mike Elliott
Communications Frank Zang, Derek Garduño, Madeline Wehle Crandall, Danny Franks

Home Court Vivint Smart Home Arena (18,306, built in 1991)
Radio KZNS (1280 AM/97.5 FM); David Locke, Ron Boone
Television AT&T SportsNet: Craig Bolerjack, Matt Harpring, Kristen Kenney



2019-20 SCHEDULE VS. JAZZ

1/29	Wednesday	7:30 p.m.	in San Antonio
2/21	Friday	7:00 p.m.	at Utah
3/22	Sunday	6:00 p.m.	in San Antonio
3/24	Tuesday	8:00 p.m.	at Utah

2018-19 RESULTS VS. JAZZ

12/4	L, 139-105	at Utah
12/9	W, 110-97	in San Antonio
2/9	L, 125-105	at Utah

ALL-TIME RESULTS

76-77:	SA 3-1	94-95:	SA 3-2	12-13:	SA 2-1
77-78:	SA 3-1	95-96:	SA 3-1	13-14:	SA 4-0
78-79:	Tied 2-2	96-97:	UT 3-1	14-15:	UT 2-1
79-80:	Tied 1-1	97-98:	UT 3-1	15-16:	SA 4-0
80-81:	SA 5-1	98-99:	SA 2-1	16-17:	Tied 2-2
81-82:	Tied 3-3	99-00:	Tied 2-2	17-18:	UT 3-1
82-83:	SA 5-1	00-01:	SA 4-0	18-19:	UT 2-1
83-84:	SA 4-2	01-02:	SA 4-0	TOTALS:	SA 105-83
84-85:	UT 5-1	02-03:	SA 4-0		
85-86:	UT 4-2	03-04:	SA 4-0		
86-87:	UT 4-2	04-05:	Tied 2-2		
87-88:	Tied 3-3	05-06:	SA 3-0		
88-89:	UT 5-1	06-07:	Tied 2-2		
89-90:	SA 3-2	07-08:	Tied 2-2		
90-91:	UT 3-2	08-09:	SA 3-0		
91-92:	UT 4-1	09-10:	UT 4-0		
92-93:	Tied 3-3	10-11:	SA 3-0		
93-94:	UT 5-0	11-12:	SA 3-1		

SPURS-JAZZ SERIES NOTES

OVERALL RECORD: 105-83 **HOME:** 72-22 **ROAD:** 33-61 **OT:** 2-4
CURRENT STREAK: Lost 1 **HOME:** W 2 **ROAD:** L 5
SPURS BIGGEST WIN: 37, 118-81 on 12/14/15 in San Antonio
SPURS BIGGEST LOSS: 34, 139-105 on 12/4/18
SPURS LAST WIN AT HOME: 110-97 on 12/9/18
SPURS LAST LOSS AT HOME: 120-111 on 2/3/18
SPURS LAST WIN ON THE ROAD: 100-86 on 11/4/16
SPURS LAST LOSS ON THE ROAD: 125-105 on 2/9/19

DID YOU KNOW?

Jazz head coach Quin Snyder spent three seasons (2007-10) as the Austin Spurs head coach, earning G-League Coach of the Year honors in 2008-09 ... former Jazz great John Stockton holds the Spurs opponent record for most assists in a game, handing out 28 in Salt Lake City on 1/15/91 ... he also holds the Spurs opponent record for most assists in a playoff game with 19 in Game 1 of the Western Conference Semifinals in San Antonio on 5/7/96 ... George Gervin holds the Jazz opponent scoring record when he had 63 on 4/9/78 ... in that game Gervin set two Spurs franchise records; most points in a quarter with 33 in the second period and most points in a half with 53 in the first half ... Gervin's outburst propelled him past David Thompson for the 1978 NBA scoring crown ... that same day the Jazz set their own franchise scoring mark with 153 points ... Utah limited the Silver and Black to a franchise low tying 64 points on 4/4/08 ... Utah forward Joe Ingles and San Antonio guard Patty Mills were teammates on the Australian National Team ... they represented the Boomers in the 2008 and 2012 Olympics and most recently the 2019 FIBA World Cup ... the Spurs have lost the last five meetings in Utah for its longest active road losing streak ... the Jazz set a franchise record with 20 three-pointers made and handed the Spurs its largest defeat of 34 points in a 139-105 loss on 12/4/18.

2018-19 SEASON SERIES (1-2) SAN ANTONIO SPURS VS. UTAH

PLAYER	G-GS	MIN	FG-FGA	PCT	3FG-FGA	PCT	FT-FTA	PCT	OFF	DEF	TOT	AST	PF	STL	TO	BLK	PTS	AVG	HI
DEROZAN	3-3	98	27-55	.491	0-1	.000	11-12	.917	0	10	10	20	9-0	3	6	2	65	21.7	26
ALDRIDGE	3-3	83	22-41	.537	1-2	.500	6-6	1.000	5	14	19	7	7-0	1	5	5	51	17.0	20
FORBES	3-3	82	15-30	.500	4-12	.333	2-2	1.000	2	7	9	5	6-0	0	4	0	36	12.0	15
GAY	2-2	53	10-19	.526	0-1	.000	3-4	.750	3	13	16	3	2-0	2	5	1	23	11.5	23
MILLS	3-0	69	11-26	.423	6-15	.400	2-3	.667	2	5	7	9	3-0	0	4	0	30	10.0	14
POEHLT	3-1	62	14-19	.737	0-0	---	2-2	1.000	6	14	20	4	4-0	1	1	3	19	9.5	11
BERTANS	2-2	57	6-13	.462	4-9	.444	3-3	1.000	4	7	11	1	3-0	3	2	0	19	9.5	11
BELINELLI	3-0	74	8-24	.333	3-13	.231	7-7	1.000	1	5	6	8	6-0	2	3	1	26	8.7	11
D. WHITE	2-1	52	8-17	.471	0-1	.000	0-0	---	2	5	7	6	4-0	4	5	0	16	8.0	10
GASOL	1-0	7	2-3	.667	0-0	---	1-2	.500	0	2	2	2	0-0	1	0	0	5	5.0	5
CUNNINGHAM	2-0	38	4-8	.500	1-4	.250	0-0	---	1	4	5	4	4-0	2	2	1	9	4.5	6
METU	3-0	22	4-11	.364	0-0	---	2-2	1.000	0	3	3	3	1-0	2	1	0	10	3.3	10
EUBANKS	2-0	4	0-1	.000	0-0	---	0-0	---	0	1	1	0	0-0	0	0	0	0	0.0	0
PONDEXTER	3-0	19	0-1	.000	0-0	---	0-0	---	0	2	2	2	0-0	0	0	0	0	0.0	0
SPURS	3	720	131-268	.489	19-58	.328	39-43	.907	22	92	114	75	51-0	21	36	15	320	106.7	110
JAZZ	3	720	135-259	.521	45-103	.437	46-59	.780	23	109	132	90	52-0	27	45	12	361	120.3	139

2018-19 SEASON SERIES (2-1) UTAH JAZZ VS. SAN ANTONIO

PLAYER	G-GS	MIN	FG-FGA	PCT	3FG-FGA	PCT	FT-FTA	PCT	OFF	DEF	TOT	AST	PF	STL	TO	BLK	PTS	AVG	HI
MITCHELL	3-3	100	24-56	.429	9-23	.391	13-16	.813	3	8	11	8	8-0	7	5	1	70	23.3	27
RUBIO	3-3	91	23-46	.500	6-15	.400	2-3	.667	0	14	14	15	6-0	3	6	0	54	18.0	26
GOBERT	3-3	94	18-26	.692	0-0	---	15-20	.750	11	20	31	15	3-0	1	6	6	51	17.0	21
ONEALE	3-0	67	12-23	.522	7-10	.700	2-2	1.000	1	11	12	5	4-0	1	1	1	33	11.0	17
INGLES	3-3	82	11-20	.550	6-13	.462	1-2	.500	1	8	9	15	7-0	3	7	0	29	9.7	13
FAVORS	3-3	67	10-19	.526	0-1	.000	7-9	.778	5	18	23	4	6-0	5	9	3	27	9.0	14
KORVER (TOT)	3-0	53	9-18	.500	5-10	.500	2-3	.667	0	4	4	1	5-0	2	3	0	25	8.3	15
KORVER (UTA)	3-0	53	9-18	.500	5-10	.500	2-3	.667	0	4	4	1	5-0	2	3	0	25	8.3	15
CROWDER	3-0	65	7-20	.350	5-16	.313	0-0	---	2	10	12	7	3-0	0	3	0	19	6.3	9
SEFOLOSHA	3-0	34	7-9	.778	2-4	.500	0-0	---	0	5	5	3	2-0	3	0	1	16	5.3	9
NETO	3-0	35	6-11	.545	1-5	.200	2-2	1.000	0	5	5	14	4-0	1	1	0	15	5.0	7
NIANG	2-0	8	3-4	.750	2-3	.667	0-0	---	0	3	3	4	1-0	0	0	0	8	4.0	5
EXUM	2-0	14	3-4	.750	1-1	1.000	0-0	---	0	1	1	2	2-0	0	1	0	7	3.5	7
ALLEN	2-0	3	1-2	.500	1-2	.500	2-2	1.000	0	0	0	0	0-0	0	0	0	5	2.5	5
UDOH	3-0	9	1-1	1.000	0-0	---	0-0	---	0	2	2	1	1-0	1	0	0	2	0.7	2
JAZZ	3	720	135-259	.521	45-103	.437	46-59	.780	23	109	132	90	52-0	27	45	12	361	120.3	139
SPURS	3	720	131-268	.489	19-58	.328	39-43	.907	22	92	114	75	51-0	21	36	15	320	106.7	110

601 F Street, NW • Washington, D.C. 20004
(202) 661-5000 • www.washingtonwizards.com



Chairman & CEO Ted Leonsis
General Manager Tommy Sheppard
Chief Planning & Operations Officer Sashi Brown
Assistant General Manager/Strategy & Analytics Brett Greenberg
Head Coach Scott Brooks
Associate Head Coach Tony Brown
Assistant Coaches Mike Longabardi, Robert Pack, Jarrell Christian
..... Corey Gaines, Dean Oliver, Mike Terptrak
Assistant Coach/Director of Player Development David Adkins
Vice President of Player Performance Mark Simpson
Lead Physical Therapist/Director of Medical Services Steve Smith
Communications & Media Relations Scott Hall, DeAndre Phillips
..... Daren Jenkins, Ketsia Colimon
Home Court Capital One Arena (20,362)
Radio WNEW (99.1 FM)/WFED (1500 AM): Dave Johnson, Glen Consor
TV NBC Sports Washington: Justin Kutcher, Drew Gooden
..... Caron Butler, Chris Miller



Scott Brooks

2019-20 SCHEDULE VS. WIZARDS

10/26 Saturday 7:30 p.m. in San Antonio
11/20 Wednesday 7:00 p.m. at Washington

2018-19 RESULTS VS. WIZARDS

1/27 W, 132-119 in San Antonio
4/5 W, 129-112 at Washington

ALL-TIME RESULTS

76-77: Tied 2-2	93-94: SA 2-0	10-11: SA 2-0
77-78: Tied 2-2	94-95: SA 2-0	11-12: SA 1-0
78-79: WAS 3-1	95-96: Tied 1-1	12-13: SA 2-0
79-80: SA 4-2	96-97: WAS 2-0	13-14: SA 2-0
80-81: Tied 1-1	97-98: Tied 1-1	14-15: Tied 1-1
81-82: Tied 1-1	98-99: DNP	15-16: Tied 1-1
82-83: SA 2-0	99-00: Tied 1-1	16-17: SA 2-0
83-84: Tied 1-1	00-01: SA 2-0	17-18: Tied 1-1
84-85: WAS 2-0	01-02: SA 2-0	18-19: SA 2-0
85-86: SA 2-0	02-03: Tied 1-1	TOTALS: SA 60-33
86-87: WAS 2-0	03-04: SA 2-0	
87-88: WAS 2-0	04-05: Tied 1-1	
88-89: Tied 1-1	05-06: Tied 1-1	
89-90: SA 2-0	06-07: SA 2-0	
90-91: SA 2-0	07-08: SA 2-0	
91-92: WAS 2-0	08-09: SA 2-0	
92-93: Tied 1-1	09-10: SA 2-0	

SPURS-WIZARDS SERIES NOTES

OVERALL RECORD: 60-33 **HOME:** 37-10 **ROAD:** 23-23 **OT:** 2-1
CURRENT STREAK: Won 2 **HOME:** W 19 **ROAD:** W 1

SPURS BIGGEST WIN: 31 twice, last 98-67 on 2/21/09 at Washington

SPURS BIGGEST LOSS: 25, 133-108 on 2/11/87 in San Antonio

SPURS LAST WIN AT HOME: 132-119 on 1/27/19

SPURS LAST LOSS AT HOME: 99-89 on 12/11/99

SPURS LAST WIN ON THE ROAD: 129-112 on 4/5/19

SPURS LAST LOSS ON THE ROAD: 116-106 on 3/27/18

DID YOU KNOW?

The Spurs have won 19-straight games in the Alamo City against the Wizards, Washington's longest active road losing streak ... the Spurs and Bullets met in the Eastern Conference Finals in 1979 ... the Spurs led the series 3-1 but the Bullets won the next three games and advanced to the 1979 NBA Finals ... George Gervin has San Antonio's top playoff scoring performance against Washington with 46 points on 4/18/78 ... Washington Hall of Famer and 12-time All-Star Elvin Hayes owns the Spurs opponent playoff record for rebounds with 23 on 5/9/79 ... Wizards center Ian Mahinmi was originally drafted by the Spurs with the 28th overall pick in the 2005 NBA Draft and guard Jordan McRae was selected in the 2nd round (No. 58) of the 2014 draft by San Antonio ... Mahinmi spent three seasons with the Silver and Black (2007-10) averaging 3.8 points and 1.8 rebounds in 32 contests. Washington forward Davis Bertans played the last three seasons with San Antonio, averaging 6.2 points in 220 games ... Wizards CJ Miles teamed up with Spurs DeMar DeRozan and Jakob Poeltl in Toronto during 2017-18 season and played with DeMarre Carroll in Utah (2011-12).

2018-19 SEASON SERIES (2-0) SAN ANTONIO SPURS VS. WASHINGTON WIZARDS

PLAYER	G-GS	MIN	FG-FGA	PCT	3FG-FGA	PCT	FT-FTA	PCT	OFF DEF TOT	AST	PF-DO	STL	TO	BLK	PTS	AVG	HI
ALDRIDGE	2-2	60	22-38	.579	0-2	.000	10-11	.909	9 7 16	8	6-0	1	2	3	54	27.0	30
FORBES	2-2	62	12-19	.632	8-13	.615	1-1	1.000	0 5 5	8	5-0	0	0	0	33	16.5	17
DEROZAN	1-1	28	8-14	.571	0-0	---	0-0	---	2 3 3	4	1-0	0	3	0	16	16.0	16
MILLS	2-0	42	10-20	.500	7-16	.438	5-6	.833	0 3 3	10	2-0	3	4	0	32	16.0	17
BERTANS	2-0	47	11-17	.647	6-12	.500	3-3	1.000	0 6 6	5	4-0	0	3	0	31	15.5	21
GAY	2-1	54	12-20	.600	1-5	.200	4-5	.800	1 11 12	8	5-0	2	2	0	29	14.5	18
BELINELLI	1-0	25	4-7	.571	3-6	.500	2-2	1.000	0 5 5	3	2-0	0	1	0	13	13.0	13
D. WHITE	2-2	60	10-16	.625	0-1	.000	6-6	1.000	0 11 11	12	1-0	1	3	1	26	13.0	16
POELTL	2-1	39	8-10	.800	0-0	---	1-3	.333	3 9 12	4	5-0	1	1	1	17	8.5	13
GASOL	1-1	9	1-4	.250	1-1	1.000	2-2	1.000	2 5 7	0	2-0	0	1	0	5	5.0	5
EUBANKS	1-0	4	1-1	1.000	0-0	---	0-0	---	1 0 1	0	0-0	0	1	1	2	2.0	2
MOTIEJUNAS	1-0	4	1-4	.250	0-0	---	0-0	---	1 0 1	0	1-0	0	1	1	2	2.0	2
METU	1-0	3	0-2	.000	0-0	---	1-2	.500	0 1 1	0	1-0	0	1	0	1	1.0	1
CUNNINGHAM	2-0	24	0-1	.000	0-0	---	0-0	---	0 3 3	1	2-0	1	0	0	0	0.0	0
PONDEXTER	1-0	8	5-13	.385	3-8	.375	0-0	---	0 2 2	0	0-0	0	0	0	0	0.0	0
WALKER	2-0	10	0-4	.000	0-3	.000	0-0	---	0 1 1	2	1-0	0	0	1	0	0.0	0
SPURS	2	480	100-177	.565	26-59	.441	35-41	.854	19 72 91	65	38-0	9	25	8	261	130.5	132
WIZARDS	2	480	82-177	.463	27-78	.346	40-51	.784	17 49 66	54	34-0	13	19	4	231	115.5	119

2018-19 SEASON SERIES (0-2) WASHINGTON WIZARDS VS. SAN ANTONIO

PLAYER	G-GS	MIN	FG-FGA	PCT	3FG-FGA	PCT	FT-FTA	PCT	OFF DEF TOT	AST	PF-DO	STL	TO	BLK	PTS	AVG	HI
BEAL	2-2	70	17-39	.436	5-14	.357	7-9	.778	2 4 6	12	3-0	4	5	0	46	23.0	20
PARKER (TOT)	1-1	36	7-15	.467	2-6	.333	2-3	.667	2 8 11	2	1-0	2	1	0	18	18.0	18
ARIZA (TOT)	2-2	72	10-28	.357	6-16	.375	8-10	.800	3 8 11	5	1-0	4	0	0	34	17.0	20
ARIZA (WAS)	1-1	42	6-17	.353	4-12	.333	4-6	.667	1 3 4	2	1-0	2	0	0	20	20.0	20
BRYANT	2-2	62	13-17	.765	2-5	.400	6-9	.667	3 14 17	4	4-0	0	3	0	34	17.0	19
GREEN	2-1	53	11-20	.550	3-9	.333	4-4	1.000	1 3 4	3	6-0	0	2	1	29	14.5	15
SATORANSKY	2-2	61	10-20	.500	2-6	.333	5-6	.833	3 6 9	11	3-0	1	2	0	27	13.5	21
PORTER	1-0	28	5-13	.385	3-8	.375	0-0	---	1 0 1	4	3-0	3	2	0	7	7.0	7
PORTIS (TOT)	2-1	56	10-26	.385	2-9	.222	3-4	.750	5 8 13	2	5-0	0	2	1	25	12.5	16
PORTIS (WAS)	1-1	37	6-14	.429	2-6	.333	2-2	1.000	3 6 9	2	3-0	0	1	0	16	16.0	16
BROWN	2-1	47	6-14	.429	1-5	.200	3-4	.750	1 5 6	4	3-0	0	0	1	16	8.0	13
RANDLE	2-0	32	3-8	.375	3-7	.429	7-9	.778	0 2 2	7	3-0	2	2	0	16	8.0	11
ROBINSON	1-0	14	1-2	.500	0-0	---	2-2	1.000	1 4 5	1	3-0	0	0	0	4	4.0	4
MCRAE	1-0	19	3-9	.333	1-4	.250	0-0	---	0 2 2	3	0-0	0	1	0	7	7.0	7
DEKKER (TOT)	1-0	14	1-4	.250	1-2	.500	0-0	---	1 0 1	1	2-0	1	0	0	3	3.0	3
DEKKER (WAS)	1-0	14	1-4	.250	1-2	.500	0-0	---	1 0 1	1	2-0	1	0	0	3	3.0	3
JOHNSON (TOT)	3-2	42	3-9	.333	2-5	.400	0-0	---	0 6 6	1	4-0	2	3	1	8	2.7	5
WIZARDS	2	480	82-177	.463	27-78	.346	40-51	.784	17 49 66	54	34-0	13	19	4	231	115.5	119
SPURS	2	480	100-177	.565	26-59	.441	35-41	.854	19 72 91	65	38-0	9	25	8	261	130.5	132

SPURS PR CONTACTS

Tom James

Senior Director of Basketball Communications
Office: 210-444-5730 Cell: 210-823-8921
tjames@attcenter.com

Kris Davis

Basketball Communications Manager
Office: 210-444-5731 Cell: 210-849-7069
kdavis@attcenter.com

Jordan Howenstine

Basketball Communications Manager
Office: 210-444-5733 Cell: 517-648-7752
jhowenstine@attcenter.com

Meredith Collier

Corporate Communications Manager
Office: 210-444-5608 Cell: 979-777-6112
mcollier@attcenter.com

Deliah Mathieu

Corporate Communications Coordinator
Office: 210-444-5604 Cell: 949-241-0260
dmathieu@attcenter.com

Heather Ward

Basketball Communications Assistant
Office: 210-444-5732 Cell: 720-308-7627

NEWSPAPERS

San Antonio Express-News

Main Number (210) 250-3000
Sports Line (210) 250-3358
P.O. Box 2171, San Antonio, TX 78297
Sports Editor: Nick Talbot
Spurs Beat Writer: Jeff McDonald
Columnist: Mike Finger
Spurs Nation: Tom Orsborn

WIRE SERVICES

Associated Press

Phone (210) 440-4843 P.O. Box 2171, San Antonio, TX 78297
San Antonio Contact: Raul Dominguez

DIGITAL OUTLETS

NBA.com

Spurs Beat Writer: Michael C. Wright

The Athletic

Spurs Beat Writer: Matthew Tynan

RADIO

WOAI (1200 AM)

Phone (210) 736-9700 6222 NW I-10, San Antonio, TX 78201
Spurs Play-by-Play: Bill Schoening
Program Director: Brian Gann
Talent: Joe Pagliarulo, Charlie Parker

THE TICKET (760 AM)

Phone (210) 736-9700 6222 NW I-10, San Antonio, TX 78201
Talent: Mike Taylor

ESPN RADIO (1250 AM)

Phone (210) 654-5100 4050 Eisenhower Rd., San Antonio, TX 78218
Talent: Jason Minnix, Rob Thompson

TELEVISION

KABB (FOX, Channel 29)

Phone (210) 442-6318 4335 NW Loop 410, San Antonio, TX 78229
Sports Department: Chuck Miketinac, John Elizondo, Chase Shannon

KENS (CBS, Channel 5)

Phone (210) 377-8649 P.O. Box TV-5, San Antonio, TX 78229
Sports Department: Joe Reinagel, Vinnie Vinzetta, Evan Closkey

KSAT (ABC, Channel 12)

Phone (210) 351-1270 1408 N. St. Mary's, San Antonio, TX 78298
Sports Department: Greg Simmons, Larry Ramirez, Mark Mendez, Mike Klein, Daniel Villanueva

KVDA (Spanish, Channel 60)

Phone (210) 340-8860 6234 San Pedro, San Antonio, TX 78216
Sports Department: Alejandra Becerra

KWEX (Spanish, Channel 41)

Phone (210) 242-7444 12451 Network Blvd. Suite 140, San Antonio, TX 78249
Sports Department: Jonathan Solarte

WOAI (NBC, Channel 4)

Phone (210) 476-1025 4335 NW Loop 410, San Antonio, TX 78229
Sports Department: Don Harris, John Elizondo, Chase Shannon, Jack Greene

SPECTRUM NEWS

Phone (210) 582-9408 403 Urban Loop San Antonio, TX 78207
Sports: Lena Blietz





SPURS

19-20 SEASON SCHEDULE



AWAY GAME

HOME GAME

* PRESEASON GAME

	SUN	MON	TUES	WED	THURS	FRI	SAT
OCTOBER			1	2	3	4	5 * 7:30 PM ORLANDO
	6	7	8 * 6:30 PM MIAMI	9	10	11	12
	13 * 3:00 PM NEW ORLEANS	14	15	16 * 7:00 PM HOUSTON	17	18 * 7:30 PM MEMPHIS	19
	20	21	22	23 ⑤ 7:30 PM NEW YORK	24	25	26 ⑤ 7:30 PM WASHINGTON
	27	28 ⑤ 7:30 PM PORTLAND	29	30	31 ⑤ 9:30 PM LA CLIPPERS		
NOVEMBER						1 ⑤ 9:30 PM GOLDEN STATE	2
	3 ⑤ 6:00 PM LA LAKERS	4	5 ⑤ 6:30 PM ATLANTA	6	7 ⑤ 7:30 PM OKLAHOMA CITY	8	9 ⑤ 4:00 PM BOSTON
	10	11 ⑤ 6:30 PM MEMPHIS	12	13 ⑤ 7:00 PM MINNESOTA	14	15 ⑤ 6:00 PM ORLANDO	16 ⑤ 7:30 PM PORTLAND
	17	18 ⑤ 7:30 PM DALLAS	19	20 ⑤ 6:00 PM WASHINGTON	21	22 ⑤ 7:00 PM PHILADELPHIA	23 ⑤ 6:30 PM NEW YORK
	24	25 ⑤ 7:30 PM LA LAKERS	26	27 ⑤ 7:30 PM MINNESOTA	28	29 ⑤ 7:30 PM LA CLIPPERS	
DECEMBER	1 ⑤ 4:00 PM DETROIT	2	3 ⑤ 7:30 PM HOUSTON	4	5	6 ⑤ 7:30 PM SACRAMENTO	7
	8	9	10	11	12 ⑤ 7:30 PM CLEVELAND	13	14 ⑤ 4:00 PM PHOENIX
	15	16 ⑤ 7:00 PM HOUSTON	17	18	19 ⑤ 7:30 PM BROOKLYN	20	21 ⑤ 7:30 PM LA CLIPPERS
	22	23 ⑤ 7:00 PM MEMPHIS	24	25	26 ⑤ 7:30 PM DALLAS	27	28 ⑤ 7:30 PM DETROIT
	29	30	31 ⑤ 6:00 PM GOLDEN STATE				

	SUN	MON	TUES	WED	THURS	FRI	SAT
JANUARY				1	2 7:30 PM OKLAHOMA CITY	3	4 7:30 PM MILWAUKEE
	5	6 7:30 PM MILWAUKEE	7	8 6:00 PM BOSTON	9	10 7:00 PM MEMPHIS	11
	12 5:00 PM TORONTO	13	14	15 6:30 PM MIAMI	16	17 7:30 PM ATLANTA	18
	19 2:00 PM MIAMI	20 8:00 PM PHOENIX	21	22 7:00 PM NEW ORLEANS	23	24 7:30 PM PHOENIX	25
	26 3:00 PM TORONTO	27 7:00 PM CHICAGO	28	29 7:30 PM UTAH	30	31	
FEBRUARY							1 8:00 PM CHARLOTTE
	2	3 9:30 PM LA CLIPPERS	4 9:30 PM LA LAKERS	5	6 9:00 PM PORTLAND	7	8 9:00 PM SACRAMENTO
	9	10 8:00 PM DENVER	11 7:00 PM OKLAHOMA CITY	12	13	14	15
	16	17	18	19	20	21 8:00 PM UTAH	22
	23 6:00 PM OKLAHOMA CITY	24	25	26 6:30 PM DALLAS	27	28	29 7:30 PM ORLANDO
MARCH	1	2 7:30 PM INDIANA	3 6:00 PM CHARLOTTE	4	5	6 6:30 PM BROOKLYN	7
	8 6:30 PM CLEVELAND	9	10 7:00 PM DALLAS	11	12	13 7:30 PM DENVER	14 7:30 PM MINNESOTA
	15	16 7:30 PM MEMPHIS	17	18 7:00 PM NEW ORLEANS	19	20 7:30 PM CHICAGO	21
	22 6:00 PM UTAH	23	24 9:00 PM UTAH	25	26 7:00 PM MINNESOTA	27 8:00 PM DENVER	28
	29 7:30 PM GOLDEN STATE	30	31 9:00 PM SACRAMENTO				
APRIL				1	2	3 7:30 PM GOLDEN STATE	4
	5 6:00 PM NEW ORLEANS	6	7 7:30 PM SACRAMENTO	8 8:30 PM HOUSTON	9	10 7:30 PM PHILADELPHIA	11
	12 2:30 PM HOUSTON	13 6:00 PM INDIANA	14	15 6:30 PM NEW ORLEANS	16	17	18

All Spurs games can be heard on:



All games are listed in Central Time. Dates and time subject to change.

All games broadcast on FOX Sports Southwest are also available for streaming on the FOX Sports App via the Spurs App.